


E96  
.2  
P6  
2002  
c.1

---

**FIRST NATIONS SCHOOLS / PROVINCIAL SCHOOLS  
FUNDING ANALYSIS: 2002/03 SCHOOL YEAR  
FINAL REPORT**



Submitted to:

The First Nations Education Steering Committee  
Suite 113 – 100 Park Royal South  
West Vancouver, BC V7T 1A2  
(604) 925-6087

by:

Bill Postl  
912 Neff Road  
Victoria, BC V9C 3X4  
(250) 478-1155  
[postl@islandnet.com](mailto:postl@islandnet.com)

January 17, 2003

E96.2  
P6  
2002  
c. 1

---

---

## Forward

This report reflects federal and provincial funding policy and practices for the 2002/03 school year, incorporating changes that took place through the end of November 2002. Thus the (major) federal Special Education funding announced in November 2002 is included, but not the (minor) additional provincial funding of \$35 per student announced in December, or other changes announced or expected in January 2003 or later.

I would like to offer a special thanks to Christa Williams, Executive Director of FNEESC, for offering me the opportunity to produce both versions of this report, and for her continuing support. Other staff at FNEESC—Barb Kavanagh, Jan Haugen, Kelly Kitchen, April Smith and in 2001, Monty Palmatier—were always available, helpful and informed.


Greg Louie, president of the First Nations Schools Association, has provided valuable support in many different ways to this report.

Ministry of Education staff providing essential data and support included Teresa Sullivan, Nick Watkins, Barry Anderson, David Trill, and especially Pat McRea. INAC staff providing support—sometimes under considerable pressure of time—included Kelly Scarrow, Ted Adnitt, Ken Lutes, Heather Yan, Shane Smith, and in 2001, Connie Seto. Phyllis Quon was especially helpful while working under considerable pressure. The contributions of all of these people were essential to the success of this report.

Very special thanks to those people working in First Nations who freely gave their time educate me and assist this project. Ten education leaders (a band manager, education coordinators and principals) from seven bands generously donated their time and shared their insights. They and their colleagues are the reason that First Nations schools, despite the many difficulties they face, are an important force in many First Nations communities. Seeing happy children and well run schools was important to me.

While I express my gratitude to all of the people listed above, I must take responsibility for any misunderstandings and errors that remain.

Bill Postl  
January 17, 2003



---

**FIRST NATIONS SCHOOLS / PROVINCIAL SCHOOLS  
FUNDING ANALYSIS: 2002/03 SCHOOL YEAR**

<b>1. Background to Study</b>	<b>1</b>
<b>2. Federal and Provincial Funding for First Nations Students: Overview</b>	<b>2</b>
<b>3. Why First Nations Schools?</b>	<b>2</b>
<b>4. Characteristics of First Nations Schools in British Columbia</b>	<b>3</b>
<b>5. Methodology and Limitations of Study</b>	<b>5</b>
<b>6. Analysis of Provincial Funding for First Nations Students</b>	<b>14</b>
<b>7. Analysis of Federal Funding for First Nations Students</b>	<b>18</b>
<b>8. Federal and Provincial Funding Contrasted</b>	<b>20</b>
<b>9. Funding Changes, 2000/01 to 2002/03</b>	<b>28</b>
<b>10. Analysis of First Nations Independent School Funding</b>	<b>30</b>
<b>11. Discussion of Selected Issues</b>	<b>32</b>
(a) Adult Funding: Provincial Secondary and Post-Secondary Systems	
(b) K4 Funding	
(c) Selected Programs Designed to Support Early Literacy	
(d) Francophone Education Authority and Other Funding Models	
(e) Single Enrolment Counts: Limitations	
(f) Appropriateness of Provincial Funding as a Standard	
(g) Impact of Teacher Shortage	
(h) School and Student Level Data	
<b>12. Means of Achieving Equitable Funding for First Nations Schools</b>	<b>38</b>
<b>13. Recommendations</b>	<b>41</b>
<b>Appendices</b>	
<b>A. Data and Information Sources</b>	
<b>B. Detailed Calculations of Provincial Allocation: Kuper Island Band School</b>	
<b>C. Summary of Provincial, Federal and Independent School Funding</b>	
<b>D. Provincial Allocation Summaries for First Nations Schools</b>	
<b>E. Federal Allocation Summaries for First Nations Schools</b>	
<b>F. Comparison of Provincial and Federal Funding for First Nations Schools</b>	
<b>G. Independent School Funding for First Nations Schools</b>	

---

---

## 1. Background to Study

The First Nations Education Steering Committee (FNESC) and Indian and Northern Affairs Canada (INAC) share a commitment to First Nations students receiving a quality education in both First Nations schools and provincial public schools. INAC requires that First Nations schools follow provincial curriculum and teachers be eligible to teach in public schools. Many First Nations educators and leaders assert that this requires funding at least equal to provincial funding, that federal funding is less than provincial funding and, consequently, that federal funding is not adequate to provide quality education in First Nations schools.

The purpose of this study is to provide detailed and comprehensive analytic information on federal funding for students in First Nations schools compared to provincial funding for First Nations students in public schools. Specifically, *the intent of this analysis is to estimate the federal operating funding for each First Nations school, and to estimate what provincial operating funding would be if the school were a public school within the district in which it is physically located, with all students being on the Nominal Roll.* These comparisons will inform reviews and potential revisions to federal funding formulas and practices.

The most relevant background work is *The Cost of Quality First Nations Education* (Marie Matthew, FNESC, 2000). This study provides a detailed comparison of federal and provincial funding for two hypothetical First Nations schools. While these two schools were generated to mimic typical First Nations schools, the findings cannot be generalized to represent all First Nations schools. Matthew's approach can, however, be applied to real as well as hypothetical schools.

*First Nations Education Financing* (Nathan Matthew, FNESC, 2001) provides a rich context for both Marie Matthew's and the current study. It outlines the history of funding of First Nations students in various education systems and provides a detailed discussion of legal and jurisdictional issues.

The current study builds on Marie Matthew's work by expanding the scope of comparisons to include all identifiable sources of federal and provincial funding, and by applying the formulas to all First Nations schools rather than two hypothetical ones.

The emphasis of this analysis is on the operating budget. The operating budget is defined as all funding exclusive of major capital items. Bands and schools having financial difficulties with their operating budgets are unable to use capital funds to ease these difficulties. For them, the issue is the operating budget, not the total budget.

The first version of this report was prepared in fall 2001, examining funding for the 2000/01 school year. The provincial government used very similar funding formulas for the 2000/01 and 2001/02 schools years, then introduced a very different formula for the 2002/03 school year. The federal government has used essentially the same formula for all three years.



---

The original version of this report was based on 2000/01 School year enrolment data and funding formulas. This version applies the 2002/03 school year funding formulas to 2001/02 enrolments. Assuming there are no major changes in enrolments in First Nations schools between the two years, the findings reported here should closely approximate funding patterns for 2002/03<sup>1</sup>.

## **2. Federal and Provincial Funding for First Nations Students: Overview**

During the 2000/01 school year, 30% (5,233 of 17,395<sup>2</sup>) of First Nations students living on reserves (students on the Nominal Roll, which may also include children of band employees and Status Indians living on Crown Land) attended Band Operated First Nations schools. The other 70% (12,162) attended provincially operated public schools or Independent (private) schools. The federal government provides most of the funding for these students' education in whatever type of school they attend.

An estimated additional 16,000 First Nations Status students not living on reserves, and about 17,000 non-Status Aboriginal (First Nations, Métis and Inuit) students, attended public or Independent schools. The provincial government, while asserting these students' education is a federal responsibility, provides the funding for their education.

Twenty-one Independent schools were operated by First Nations' organizations in 2001/02, serving primarily Nominal Roll students. Several schools are recognized as being both First Nations schools and public schools, with services contracted by the First Nation to the local school district. In a few districts, public school Kindergartens (K5) and Band Operated pre-Kindergartens (K4) operate simultaneously in the same physical space, sharing staff. There is potential for an expansion of such "hybrid" schools as First Nations and the two levels of government work together to remove jurisdictional and bureaucratic barriers.

One-quarter of First Nations students living on reserves, but fewer than ten percent of all Aboriginal students, attend Band Operated First Nations schools. Much of the special importance of these schools is that they allow First Nations to control the education of their children to an extent not possible in the public system.

## **3. Why First Nations Schools?**

Why do many First Nations feel a need to operate their own schools?

*Before exploring the reasons why many First Nations haven chosen to operate their own schools, it must be recognized that First Nations have an inherent right to do so. It is*

---

<sup>1</sup> Independent school financing is an exception; 2001/02 Block Rates are used. Changes for 2002/03 have not been announced, but are expected to be small.

<sup>2</sup> *How are we Doing? An Overview of Aboriginal Education Results for Province of BC, 2001*, available at <http://www.bced.gov.bc.ca/abed/effprog/>.

---

*part of their Aboriginal right to self-government. This right of First Nations to control the education of their children predates European contact; it has never been surrendered. Aboriginal rights are specifically protected in the Canadian Constitution and have been backed by numerous judicial decisions, and the right of parents “to choose the kind of education that shall be given to their children” is recognized in the Charter of International Human Rights.<sup>3</sup>*

There are obvious challenges to having band-operated First Nations schools:

- First Nations students are guaranteed access to public schools, with tuition paid by the federal government for students living on reserves.
- Running a distinct set of schools, especially when most are small, is expensive.
- Students in public schools generally have access to a greater range of services.
- It is to the benefit of both First Nations and other Canadians to foster a better understanding of each other and each other’s cultures.

Within this context, some of the basic reasons for First Nations electing to operate their own schools are:

- Controlling education is an essential part of self-government. It allows the Nation to determine how education meets the needs of its children, and its needs as a Nation.
- The culture, history and language of the Nation must be central to the education its children receive. The greatest depth of understanding, expertise and commitment in these areas generally lies within the Nation.
- The public education system has largely failed to meet the needs of First Nation children. In spite of some notable exceptions, and the good will of many educators, the overall pattern remains discouraging.<sup>4</sup>
- Rather than leading to better understanding between First Nations and Anglo-Canadian cultures and peoples, public schools often reinforce inaccurate but widely held stereotypes and marginalize First Nations’ cultures and children.

#### **4. Characteristics of First Nations Schools in British Columbia**

In 2001/02 there were 126 Band Operated First Nations schools in British Columbia, operated by nearly 100 bands. Several of these schools serve the needs of more than one band. The schools tend to be small, with only two schools having over 200 students in K5 through Grade 12 and 10 others having 100-199 students.

For the purposes of this study, and limiting the summary to those schools for which data are available, the schools<sup>5</sup> may be classified into four types:

---

<sup>3</sup> Quoted from *First Nations Education Financing*, Nathan Matthew, which provides an extended discussion of the legal and historical basis of First Nations’ control of education.

<sup>4</sup> The British Columbia Human Rights Commission provides a useful summary of the failings (*Barriers to Equal Education for Aboriginal Learners* available at <http://www.bchrc.gov.bc.ca/home.htm> ).

<sup>5</sup> See “Methodology and Limitations of Study”, below.

Type of School	No. of Schools	Student FTE	Average Size
<b>K4</b> — all students are in pre-Kindergarten (K4)	31	124	4
<b>Elementary</b> —students in K5 - Grade 7; K4 may also be present	37	1,109	30
<b>Secondary</b> —students in Grade 8 – 12	17	564	33
<b>Elementary/Secondary</b> —students in both Elementary and Secondary grades	41	3,277	80
<b>Total (including K4 students)</b>	126	5,074	40

After excluding K4 students from all schools, and the 38 K4 and other schools with fewer than 5.00 FTEs<sup>6</sup>, the remaining students and schools are distributed as follows:

Type of School	No. of Schools	Student FTE	Average Size
<b>Elementary</b>	31	954	31
<b>Secondary</b>	16	562	35
<b>Elementary/Secondary</b>	41	3,148	77
<b>Total</b>	88	4,663	53

The following table, which also excludes K4 students and 38 schools, shows that First Nations schools are widely distributed throughout all regions of the province. Nearly half of the schools, with 42% of the students, are in the four northern regions (1, 2, 3 and 8).

FNSA Region (K4 students and five small schools excluded)	No. of Schools	Student FTE	Average Size
<b>North:</b>			
1. Gitksan/Wet'suwet'en	7	438	63
2. Haida/Tsimshian/Haisla/Nisga'a	8	494	62
3. Kaska/Dene/Tahltan/Tagish/Inland Tlingit	9	388	43
8. Tsilqot'in/Carrier/Sekani	19	624	33
<b>South:</b>			
4. Kootenay/Okanagan	8	219	27
5. Kwaiutl/Heiltsuk/Nuxalk/Oweekeno	8	620	77
6. Nu-chah-nuulth/Coast Salish	16	1,469	92
7. Secwpmic/Stl'atl'imc/Nlaka'pamux	13	413	32
<b>Provincial total</b>	88	4,663	53

The age of students—either school aged or adult—is another factor differentiating schools. For descriptive and analytic purposes schools have been divided into three categories: School Aged (75% - 100% of students under 19), Mixed Ages (25% - 75% under 19), and Adult (0% - 25% under 19). As the table below shows adult education has a major role in First Nations schools:

<sup>6</sup> In K5 through secondary; see Methodology and Limitations of Study, below.



Age of Students	No. of Schools	Student FTE	Average Size
School Aged (75% - 100% school aged)	66	3,868	59
Mixed Ages (25% - 75% school aged)	7	353	50
Adult (0% - 25% school aged)	15	442	29
<b>Provincial Total</b>	<b>88</b>	<b>4,663</b>	<b>53</b>

The generally small size of band operated schools, the lack of a school district type of infrastructure and the remote locations common to many of them contribute to the high cost of operating these schools.

## 5. Methodology and Limitations of Study

The methodology of this study is based on an analysis of documents, data and other information provided by both levels of government and FNESC, both in 2001 and 2002. Discussions with representatives of FNESC and FNSEA, INAC, the Ministry of Education, Band Councils, and First Nations Schools have clarified many issues and raised others.

As stated in Section 1, the intent of this analysis is to estimate the federal operating funding for each First Nations school, and to estimate what provincial operating funding would be if the school were a public school within the district in which it is physically located, with all students being on the Nominal Roll. The guiding principle has been to be as complete as reasonably possible while providing a balanced approach to issues such as district and provincial level allocations.

The current study differs from Marie Matthew's in treating district, regional and provincial level funding as an integral part of school-level funding, rather than as separate categories. Unlike previous years, these funds are a minor part of provincial funding.

### Federal Education Expenditures Excluded from Analyses

The federal allocations presented here include all allocations made for the education of K5 – Grade 12 (including secondary ungraded) students in First Nations Band Operated schools. They do not include all federal allocations for education. Specifically, federal allocations for Ancillary Services (\$220 per student enrolled in a public or Independent school), Comprehensive Instructional Support Services (\$77 per student), Guidance and Counselling (usually \$134 per student), Financial Assistance (\$110 - \$330 per secondary student), and Student Accommodation Services (\$4,785 per student requiring accommodations) are not included. These allocation are excluded because they generally are used to support the administration of band education activities (including students attending public, Independent and post-secondary institutions) or to provide direct support to individual students, rather than to support the First Nations school. These allocations are not based upon the school, but are paid to all bands, whether or not they operate their own schools.



---

### **K4 and Adult Issues**

Funding for four-year-old Kindergarten (K4) students has been excluded from the main analysis, but is discussed in Section 11, *Discussion of Selected Issues*. This exclusion was necessary because the provincial government supports students from regular Kindergarten (age 5, commonly referred to as K5) through Grade 12 and ungraded secondary, but is prohibited by the School Act from funding age 4 Kindergarten (K4) students attending public schools. Consequently, no meaningful provincial comparison exists for K4 programs in First Nations schools. However, counts of K4 students were used in the calculation of the federal Small School adjustments and Administration allocations.

For the purpose of this study, all students were treated as school aged. This was necessary for several reasons. First, the adult-school aged student FTE breakdown was not available for each school, preventing an accurate estimate of provincial funding. Second, the Ministry of Education is currently (December 2002/January 2003) revising funding for adult students with changes affecting the current school year. Third, the role of the adult student is very different in the two systems. Adult students are a major part of many First Nations schools, but a minor part of the public system and its financing. The effects of treating adults as being school aged on this analysis, and the role of Adult funding in First Nations education, are discussed below (pages 13-14 and 32).

### **Selection of Schools for Study**

The first issue in data screening and analysis was preparing a list of all First Nations band operated schools in the province; the second was paring this list down to schools that were usable for the analysis. All schools for which sufficient data were available, and for which reasonable comparisons with public school funding were possible, were included.

INAC provided enrolment data for 118 schools for the 2001/02 school year, including 19 Independent schools. Comparisons with FNSA data established eight additional schools were operated by member bands of the Nuuchahnulth Tribal Council, resulting in a total of 126 schools.

INAC was unable to provide data for the eight schools operated by member bands of the Nuuchahnulth Tribal Council. Two of these schools, Haahuupayak and Maaqtusiis, are Independent schools; enrolment data for these schools was obtained from the Ministry of Education.<sup>7</sup> Four of the schools were eliminated due to having enrolments in K5 through secondary of fewer than 5.00 FTEs, as described below. Enrolment data for the remaining two schools, Hot Springs Cove and Boquilla, were obtained through informal contacts. The data for these last two schools have not been subjected to the same level of scrutiny as the data for the remaining 86 schools. Any errors, however, can have little effect on province-wide comparisons.

FNSA provided a list of 127 First Nations schools for the 2001/02 school year. Seven of these were K4 (only) schools paired with Elementary or Elementary/Secondary schools.

---

<sup>7</sup> Standard Report 4551a.

---

Splitting these pairs resulted in a list of 134 schools. From this list 8 schools were removed, leaving the same 126 band operated schools funded under INAC British Columbia jurisdiction:

1. Four schools, Nisga'a Elementary/Junior Secondary School, Gitwinksihlkw Elementary School, Lakalzap Elementary School and Nathan Barton Elementary School, are First Nations schools but are also public schools, administered by the Nisga'a School District. While the district serves and is responsible to the Nisga'a Nation, the schools are not operated by an individual band or society, and are financed in the same manner as public schools.
2. The Sechelt Band Education Centre. The Sechelt Nation is self-governing, and manages the education of Band children through the Centre. During the 2001/02 school year this was done primarily through contracted services with the Sunshine Coast School District.
3. Mount Pendleton, while located in British Columbia, is administered by the Yukon Regional Office of INAC.
4. Two schools, Quiq'wiyelst School and Williams Lake Indian Band Independent School, had no students enrolled in 2001/02.

The second issue was removing schools from the combined list that could not be included in the present study because there were no useful comparisons with public schools. Thirty-eight schools were eliminated because they had fewer than 5.0 FTE students in Kindergarten (K5) through secondary, providing no useful comparisons with public schools. Most of these schools were K4 only schools (pre-schools, junior Kindergartens).

- |                                       |                                     |
|---------------------------------------|-------------------------------------|
| 1. Agnes George Nursery               | 2. A'Q'Amnik Elem. and Preschool    |
| 3. Busy Bear Preschool                | 4. Fountain Band Preschool          |
| 5. Git Gingolx Wilp Nursery           | 6. Gitanmaax Band Nursery School    |
| 7. Gitwangak Elementary School        | 8. Gitwinksihlkw Nursery            |
| 9. Hartley Bay Nursery                | 10. Houpsitas Kindergarten Nursery  |
| 11. Ittatsoo Preschool Kindergarten   | 12. Kii Kii Tii Nursery             |
| 13. Kwanwatsi Band School             | 14. Lach Klan Nursery               |
| 15. Lax Kwa'alaams Academy            | 16. Laxgalts'ap Nursery Daycare     |
| 17. Little Fawn Nursery               | 18. Lower Nicola Band School        |
| 19. Lower Similkameen School          | 20. Meares Island Preschool Nursery |
| 21. Musqueam Co-operative Preschool   | 22. Nadleh Koh School               |
| 23. Nak'azdli Child Care Centre       | 24. New Aiyansh Band Nursery        |
| 25. Nutsumaat Lelum Child Care        | 26. Pacheedaht Pre-School           |
| 27. Skidegate Band Nursery            | 28. Songhees Band School            |
| 29. Sum-sha-thut Lellum               | 30. Tee Pee Tot Toddler             |
| 31. T'it'qet Preschool                | 32. Totem Preschool                 |
| 33. Tsawwassen First Nation Preschool | 34. Ts'kw'aylaxw Preschool          |
| 35. We Waikai Nursery                 | 36. X.Ox.Malku                      |
| 37. Xeni Gwet'in Chilcotin Immersion  | 38. Xwemelchsten Nursery            |

---

With the elimination of these 38 schools (with enrolments under 5.00 in K5 through secondary), the list of 126 schools was reduced to 88. An analysis of these 88 schools (listed in Appendix C) is presented in this report.

### Data Quality Issues

The accuracy of the findings reported here and the usefulness of this report are limited by the accuracy of the data and data processing. Efforts were made to evaluate all sources of data (listed in Appendix A), and correct problems where they were found.

One principle for evaluating data and estimation processes was to maximize the accuracy of provincial level comparisons. In some cases this led to less reliable estimates for individual schools as, for example, in the allocation of transportation funding to Nuu-chah-nulth schools, as described below.

1. **Indian and Northern Affairs Canada (INAC).** There are several areas of concern with INAC data and information.
  - a. **Poor documentation.** For example, the *Education Programs & Services Handbook* states (under “Band School Capital”): “Bands receive minor capital funding in the amount of \$75 per student annually to cover...”; a clear and accurate statement would be: “Bands receive minor capital funding in the amount of \$100 per school-aged student FTE annually to cover...”<sup>8</sup>. The next paragraph states: “Building operation and maintenance is funded according to a formula which considers school size, space entitlement and geographic factors”, with “school size” presumably referring to physical space. There is no mention that only schools with a school aged enrolment of 10 FTEs are funded, nor is space entitlement a part of the formula.

Elsewhere, it is implied that the “administrative allocation” and the “small school factor” are calculated based upon the size of the school. This is not accurate; they are based on the total enrolment of all of the schools administered by a band.

- b. **Awkward data systems.** Yong’s 2001 study<sup>9</sup> notes that relevant data are contained in several databases, where “‘one does not know what the other is doing.’ This is the most significant weakness and cause of error in the study [*i.e.*, Yong’s].” Separate databases were not under the control of staff using the data, and may well have contained inconsistent data. This situation led to these staff creating spreadsheet summaries, not always directly from the databases. While skilled, professional staff carried out the work, this type of data processing nurtures errors.

While most of the data produced by INAC appeared to be carefully checked and accurate, a few errors were detected. For example, one band stated they received

---

<sup>8</sup> Corrected in *Allocation, Reporting and Coding Handbook, 2002/2003, BC Region*.

<sup>9</sup> *BC Region Band Operated Schools: A review of Space Accommodation, Public Works and Government Services Canada, 2001, Joseph Yong, P.Eng.*



---

Band Employed Benefits, but no such benefits were noted by INAC. A particular area of concern was with Operations and Maintenance, where Yong's data were not always consistent with the supplied Operations and Maintenance values. This is likely due to school facility, school and band data being in different databases.

The data supplied by INAC were not entirely consistent between the 2001 and 2002, due to changes in structure and personnel. For example, school aged – adult breakdowns by FTE were provided for each school in 2001, but unavailable in 2002, while enrolment data for Independent schools were complete (except Nuu-chah-nulth schools) in 2002 but in many cases had been unavailable in 2001.

Attempts were made to correct suspected errors (many of which, of course, were not errors), and in the end INAC data were accepted and used. While some concerns remain—especially concerning Operations and Maintenance—it seems unlikely that remaining data problems affect the conclusions of this study in a major way.

INAC provided funding information for Canada First Nations Funding Agreement (CFNFA) funded bands according to both the Comprehensive Funding Agreement (CFA) and CFNFA formulas in 2001, and according to CFA formulas in 2002. The CFA formula data were used, since the CFNFA data did not permit a direct comparison between federal and provincial funding. (For example, opening or closing a band operated school during the course of the five year agreement would not affect the funding data that were made available.)

2. **FNESC/FNSA.** The data provided by FNESC were directly from the databases used to distribute funding; they give no cause for concern.
3. **Ministry of Education.** Most Ministry of Education data were derived directly from Ministry data extracts or financial systems and reports. The only issue of concern was school and district level reporting errors not identified by the Ministry. For example, identification of Nominal Roll students was based upon district reports, not on lists verified with INAC<sup>10</sup>. This had an unknown effect upon estimates of program participation by Nominal Roll students in each district. Generally, however, Ministry data are of high quality.
4. **Conseil Scolaire Francophone de la Colombie-Britannique.** The only information used from this source comes from a public financial statement; there is no concern here with accuracy. It represents most, but not all, federal contributions to support the French language in BC schools.
5. **Ministry of Children and Family Development.** Funding for school based programs was obtained from the Ministry web-site.<sup>11</sup>

---

<sup>10</sup> The Information Sharing Agreement between the Ministry and INAC prohibited use of the latter data for research purposes.

<sup>11</sup> See [http://www.mcf.gov.bc.ca/media\\_site/pdfs/school\\_based\\_support\\_factsheet.pdf](http://www.mcf.gov.bc.ca/media_site/pdfs/school_based_support_factsheet.pdf).



---

### **Estimation Procedures**

There were two stages of estimation involved in this study. The first stage involved estimating data that were not available, such as the participation rates of Nominal Roll students in various programs. The second stage of estimation took place after all data and first stage estimates were prepared and assembled. It involved estimation of allocation categories attributable to the school where allocations were made at the band, district or provincial level, or where data were unavailable.

### **Estimation Procedures: Various Federal Allocations**

Federal funding outside of the Band School Funding Formula is allocated and reported in a variety of ways, and often require estimation of allocations. These include:

1. Band Employee Benefits are distributed to bands enrolled in the program to cover employee benefits. Funding has been frozen for several years, preventing additional bands from participating. Independent schools are also excluded, as the staff work for an “education society” rather than directly for the band. Allocations to bands for 2000/01 have been used<sup>12</sup> in this analysis, and are prorated where more than one school is operated by the band and where K4 students are present.
2. Transportation funding was prorated in 2000/01 based on the total Transportation budget for the province, but was provided at the band level for 2002/03. For those Independent schools using the Independent school funding formula, the (hypothetical) Transportation allocations under the Band School Funding Formula have been estimated by prorating transportation at the provincial level. The total estimated transportation funding has been increased from \$508 to \$547 per student from the first version of this report, primarily due to improved data and procedures. INAC is currently (Fall 2002) conducting a “specific review”<sup>13</sup> of Transportation funding.
3. Operations and Maintenance and Teacherages were reported by INAC as a combined allocation for CFNFA bands, but separately for CFA bands. No attempt has been made to disentangle these two allocations for CFNFA bands; the allocations for Operations and Maintenance include Teacherages for these bands. The two categories are reported separately for CFA bands. For Independent schools using the Independent school formula, the Operations and Maintenance estimate has been taken from the first version of this report<sup>14</sup>. There is no Operations and Maintenance allocation for a few schools.
4. Education Minor Capital data supplied by INAC have been adjusted to \$100 per student, since all students are treated as school age.

### **Estimation Procedures: Gitksan Local Services Society and Nuu-chah-nulth Tribal Council Schools**

Transportation and Operations and Maintenance allocations for these two organizations, involving several schools and several bands, are reported as totals only. They have been prorated based on student FTEs. This may produce misleading results at the school level

---

<sup>12</sup> On advice of Heather Yan, INAC.

<sup>13</sup> Allocation, Reporting & Coding Handbook: 2002/2003 BC Region, p. 4-2.

<sup>14</sup> Based on a regression estimate derived from square metres of education facilities.

---

where, for example, transportation costs are much higher for some Nuu-chah-nulth schools than others, but should not impact provincial level comparisons.

**Estimation Procedures: Federal Special Education Allocations**

Special Education funding was initially set at \$1,470,000 for the 2002/03 school year as part of Gathering Strength, with 75% (\$1,102,500) of this funding available in Fiscal 2002/03. Additional Special Education funding of \$1,962,000 for this period of time (September 2002 – March 2003) was approved in November 2002. At that time the *estimated* funding for Fiscal 2003/04 was set at \$5,470,000, with 25% (\$1,367,500) available for the final part of the 2002/03 school year. Hence the total funding for the school year was estimated at \$4,432,000 (\$1,102,500 + \$1,962,000 + \$1,367,500).

The additional funding represents slightly more than a three-fold increase in Special Education Funding ( $\$4,432,000 / \$1,470,000 = 3.015$ ). The initial allocations to schools provided by FNEESC were multiplied by 3.015 to derive the estimates for Special Education allocations used in this report. These estimates may not reflect the distribution among schools very closely, but should be reasonably accurate at the provincial level—provided that the estimated budget for Fiscal 2003/04 is reasonably accurate.

**Estimation Procedures: Participation Rates in Programs**

Where reasonable and feasible, the funding formulas and processes of the two levels of governments have been followed directly, assigning dollar values to schools and student FTEs (Full Time Equivalents). For several allocation categories, however, this direct approach was not feasible.

When allocations could not be directly assigned, the most common estimation procedure was to prorate the allocation at the same rate as is in place for students on the Nominal Roll in the local school district. For example, if two percent of Nominal Roll students in public schools in district X were classified in Level 2 Special Education, it was assumed that the same rate was applicable to students in the First Nations school. If there were 25 students in the First Nations school, then one half of the per student allocation (two percent of 25) for Level 2 Special Education was assigned to the hypothetical provincial funding for the school. These participation rates were calculated for the current study from the September 30, 2001 Ministry of Education student level data.

The assumption behind this approach—that the need for the program is similar for Nominal Roll students in the First Nations school and in the district public schools—may or may not be accurate, but little basis exists for assuming different needs. While this assumption may result in an inflated or a deflated estimate for an individual First Nations school, any bias in the overall results is likely to be small. (Research conducted by Art More does show a much lower incidence of Severe Behaviour Disorders—Level 3 Special Education—in First Nations schools than that reported for First Nations students in public schools<sup>15</sup>. The reasons, however, are unclear, and may not indicate differences in the needs of students entering the two systems.)

---

<sup>15</sup> *Final Report of the Special Needs Assessment Project*, Dr. Art More, FNEESC, 1999.

---

Participation rates for First Nations students enrolled in various programs in the local public school district were calculated, based upon the students being designated by the district as being on the Nominal Roll. These rates were then applied to all students in the First Nations school. (Where there were fewer than 25 Nominal Roll students in the district, provincial rates were substituted.)

**Estimation Procedures: Prorating District and Provincial Level Data**

Most federal and most provincial allocations were directly calculated—rather than estimated—based upon available data and estimated participation of Nominal Roll students in district programs (ESL, Special Education and Aboriginal Education). Most exceptions were either unavoidable (because funding is allocated at the district or provincial level), minor, or both.

The estimation process—once the data and program participation estimates are assembled—is a prorating of district or provincial level data on a per student basis.

The following categories were prorated at the district level:

1. Geographic Factors: Physical and Environmental,
2. Transportation and Housing,
3. Salary Differential,
4. Formula Buffer, and
5. Local Capital.

For several types of allocation, prorating to the provincial level rather than the district level yields results that are more reasonable. Other expenses are only reported at the provincial level. These, too, are prorated at the provincial level.

The following categories were prorated at the provincial level:

1. Grants to Education Associations,
2. Provincial Learning Network,
3. Centrally Purchased Learning Resources,
4. Provincial Collective Agreement Expenses,
5. Special Purpose Grants, and
6. Ministry of Children and Family Development School Based Programs.

The impact of these estimation procedures is small. For example, for Kuper Island Band School the district prorated allocations totalled 6.1% of the total operating expenses, and provincially prorated allocations totalled 2.0%.

One area of some concern is transportation, which is 1.8% of total operating expenditures for Kuper Island. Based upon discussions with band education coordinators and principals, many First Nations schools have larger needs in this area than do nearby public schools.

Major Capital expenditures by both the provincial and federal governments are prorated at the provincial level. At the district or school level this budget is unstable from year to



---

year, depending on local building projects. Major Capital expenditures are reported, but are not included in the operating budgets.

### **Biases**

The aim of this report has been to present and compare federal and provincial funding as accurately and as fairly as possible. Limitations on the information available have necessarily forced the use of estimates of various allocations. In most cases estimates, while not free of error, were nearly free of bias. Bias in the present context may be viewed as a type of error that systematically underestimates or overestimates either provincial or federal funding.

### **Biases: Physical and Environmental Adjustments**

One source of bias is the use of school district measures of Physical and Environmental adjustments (based on the “District Index”) in provincial funding, which systematically underestimates the remoteness of many schools. The District Index and its federal counterpart, the Geographic Adjustment, are both expressed as percentages that are added to the Unit or Base funding, and in many cases have very similar values. There are, however two problems with using the District Index:

1. the largest component of the District Index is based on district enrolment, and
2. the District Index is the same for all schools in the district, even though some schools may be far more remote than others.

The first of these limitations, for example, results in Seabird Island (125 kilometres from Vancouver on a major highway in the small Fraser-Cascade District) having a higher District Index (10.5%) than Kispiox Community School (about 150 kilometres from Terrace; District Index 8.9%). The federal Geographic Adjustments of 4.0% for Seabird Island and 15.0% for Kispiox are more reasonable. The second limitation is probably a more serious source of bias, equating Hot springs Cove (District Index 5.5%; Geographic Adjustment 26.5%) to Haahuupayak in Port Alberni (District Index 5.5%; Geographic Adjustment 4.0%). Many other examples can be cited. For example, Kuper Island and Hartley Bay are more remote than Duncan and Prince Rupert. This bias systematically underestimates provincial funding.

Estimates of Transportation funding appear to have a similar bias, also underestimating provincial funding.

### **Biases: Adult Schools and Students**

The inclusion of Adult students and primarily Adult schools, on the other hand, serves to overestimate provincial funding. While all students were necessarily costed as if they were school aged, some bias remains—even if the findings are interpreted to apply to school aged students only.

Eliminating schools with large adult student enrolments would not eliminate the bias, but reverse the direction by underestimating provincial funding. This is because the largest gaps between provincial and federal funding are in small secondary schools, where adult students are most likely to be found.



---

## 6. Analysis of Provincial Funding for First Nations Students

For the 2002/03 school year the provincial government moved from the complex funding allocation system that had been in use for many years to a simple one, resembling the federal system far more than had been the case. The formula includes a Base Funding, consisting of a Unit Allocation (\$5,308 per student) and funding for Enrolment Decline, and supplements for:

1. Unique Student Needs (ESL, Aboriginal Education, Special Education and Adult Students),
2. Salary Differential,
3. Unique Geographic Factors (Physical and Environmental, Small Communities),
4. Transportation and Housing.

In addition to these supplements, there is a Formula Buffer, designed to phase in the drop in funding experienced by a number of districts. There are also several non-formula allocations from the Ministry of Education, and additional funding from the Ministry of Children and Family Development.

Prior to the current school year, a number of funding categories were “capped” or “targeted”, restricting the use of provincial funding by districts. All “caps” have been removed; only Aboriginal Education funding is now targeted. A distinctive feature of the formula is that there is no funding assigned to district or school Administration or for Operations and Maintenance; these expenses are covered by the Base Funding.

The table below presents a summary of (hypothetical) provincial funding allocations for Kuper Island Band School if it were a provincial school in the Cowichan Valley District. A similar summary report for each First Nations school is contained in Appendix D. A more detailed breakdown of provincial funding allocations for Kuper Island Band School is contained in Appendix B, and is available electronically for other schools.

Kuper Island Band School is typical of many First Nations schools in terms of its size, its grade range and funding. Kuper Island, nearly all of which forms a reserve of the Penelakut Tribe, can be reached by BC Ferries from Chemainus on Vancouver Island. The Band has two other reserves, on Vancouver and Galiano Islands.

The school enjoys strong support from the community it serves, with an active group of parent volunteers. During the past two years cooperation with the School District has improved dramatically. The school operates in an impressive new facility that serves as a focal point for the community, and has highly committed and effective leadership.

Kuper Island Band School had a total of 81 students in the 2001/02 school year, none of whom were pre-Kindergarten (K4) students. All 81 students in Kindergarten (K5) through Grade 12 were full-time, including 19 adults (who are treated as school aged for the current analysis). An additional 55 students from the Tribe attended public school in the Cowichan Valley District in 2001/02.

<b>School No.</b>	<b>1425</b>	<b>Kuper Island Band School</b>
<b>Band No.:</b>	<b>650</b>	<b>PENELAKUT (CFA)</b>
<b>FNSA Region:</b>	<b>6</b>	<b>Nu-chah-nuulth/Coast Salish</b>
<b>Student FTE (K5 - 12, SS):</b>	<b>81.000</b>	
K4 ( <i>not costed</i> )	0.000	
<b>Total FTE:</b>	<b>81.000</b>	
<b>Total number of students:</b>	<b>81</b>	<b>School Type: Elem./Sec.</b>
<b>Total Includes Adults:</b>	<b>19</b>	<b>Age Category: School Aged</b>
<b>Located in School District</b>	<b>79</b>	<b>Cowichan Valley</b>
<b>Block Rate for District:</b>	<b>\$6,502</b>	
<b>District Enrolment:</b>	<b>9,827</b>	
<b>Provincial Funding Allocation:</b>		
<b>Ministry of Education Formula:</b>		
<b>Base Funding</b>		
Unit Funding @ \$5308	\$429,948	
Declining Enrolment	\$21,497	
<b>Total</b>		<b>\$451,445</b>
<b>Unique Student Needs</b>		
ESL	\$15,434	
Aboriginal Education	\$76,950	
Special Education	\$41,746	
<b>Total</b>		<b>\$134,129</b>
<b>Geographic Factors</b>		
Physical and Environmental	\$11,265	
Small Communities	\$334,000	
<b>Total</b>		<b>\$345,265</b>
<b>Other Formula Funding</b>		
Salary Differential	\$11,121	
Transportation and Housing	\$18,201	
Formula Buffer	\$6,714	
<b>Total</b>		<b>\$36,037</b>
<b>Non-Formula Operating Grants</b>		
Grants to Education Associations	\$1,633	
Provincial Learning Network	\$2,761	
Learning Resources - Provincial	\$597	
Provincial Collective Agreement Funds	\$6,209	
Special Purpose Grants	\$2,566	
Local Capital	\$14,097	
Ministry of Children and Family	\$5,965	
<b>Total</b>		<b>\$33,827</b>
<b>Total Operating: Provincial</b>		<b>\$1,000,704</b>
<b>Total Operating / Student FTE</b>	<b>\$12,354</b>	
<b>Major Capital (<i>not included above</i>)</b>	<b>\$78,247</b>	

---

### **Base Funding**

The first major component of provincial funding is Base funding. The major category here is Unit funding, which for Kuper Island would have been \$429,948, based on 81.00 FTEs funded at \$5,308 each. Since Kuper Island had 90.00 FTEs in K5 – Grade 12 in 2000/01, it would qualify for \$21,497 funding for the second category of Base funding, Enrolment Decline.

### **Unique Student Needs**

The second major component of provincial funding is Unique Student Needs, intended to cover three<sup>16</sup> programs designed for students with identified needs. For the first program, ESL, Kuper Island would have received \$15,434. This estimate is based upon 17.3% of Nominal Roll students in the Cowichan Valley District being enrolled in ESL programs. (17.3% of 81 FTE students enrolled in Kuper Island is 14.03 FTEs; 14.03 \* \$1,100 per student = \$15,434.) The label “ESL”, or “English as a Second Language”, is perhaps misleading, as the program is funded for students with a variety of language difficulties. Programs similar to the one recently begun in the Cowichan Valley District are proving very effective for First Nations students in the adjacent Nanaimo-Ladysmith District.

The second program included under Unique Student Needs is Aboriginal Education. Aboriginal Education funding for all students enrolled in Kuper Island would have been \$950 per student, for a total of \$76,950. These funds are designed to support the local First Nation’s language and culture, to provide academic support, to support communication between the home, community and school, and generally to strengthen the education program received by Aboriginal students.

The final program in the Unique Student Needs classification is Special Education.

Three levels of Special Education are recognized for funding:

1. Level 1 (Dependent Handicapped and Deaf/Blind),
2. Level 2 (Moderate to Profound Intellectual Disabled, Physically Disabled, Chronic Health Impaired, Visually Impaired, Deaf/Hearing Impaired, Autistic),
3. Level 3 (Intensive Behaviour Interventions or Serious Mental Illness).

Level 1 is funded at \$30,000 per student, Level 2 at \$15,000 and Level 3 at \$6,000 per student. Less costly categories of Special Education, such as learning disabilities, are funded as part of Base funding.

Each Level of Special Education is prorated based upon the proportion of Nominal Roll students in the district who are classified in each Level, in the same manner as described above for ESL. The estimated funding for Kuper Island would have been \$2,313 for Level 1, \$35,270 for Level 2 and \$4,163 for Level 3, for a total funding of \$41,746 for Special Education.

Aboriginal Education, unlike ESL and Special Education, is targeted—districts are required to document that all funding granted for Aboriginal Education is used for its intended purpose. For example, a district receiving \$100,000 for ESL and \$100,000 for

---

<sup>16</sup> The Adult Student component of Unique Student Needs was not evaluated since, as described above, it was necessary to treat all students as school aged.



---

Aboriginal Education must demonstrate that the full \$100,000 is spent on Aboriginal Education programs or lose the unspent funding, but may spend less than \$100,000 for ESL without penalty. With the exception of Aboriginal Education funding districts are free to reallocate all formula funding as they see fit.

### **Geographic Factors**

The third major component of provincial funding is Geographic Factors, divided into the two categories of Physical and Environmental, and Small Communities. The Physical and Environmental allocation is based upon a variety of cost factors:

1. Low district enrolment,
2. Rural factors, measured by small populations in the city or town where the board office is located, combined with the distance from Vancouver and the nearest regional centre,
3. Sparseness, measured by the distance between the board office and each school, and
4. Climate, defined by the number of degree days of heating above the provincial minimum.<sup>17</sup>

The first three of these factors do not readily translate from the school district to the individual school level, and the fourth is generally similar within a district. In spite of concerns with the District Index<sup>18</sup>, it is used to estimate this allocation. For the Cowichan Valley School District the District Index is 2.62%; the estimate for Kuper Island Band School is \$11,265 (2.62% x Base allocation of \$5,308 x 81.00 FTEs). This estimate is very conservative, not taking into account the specific location of Kuper Island and the resulting expenses.

The Small Communities allocation “provides additional funding for districts that need to operate schools in remote communities with small populations.”<sup>19</sup> This allocation—which provides up to \$180,000 for small elementary school age students, \$300,000 for small secondary school age students, and up to \$150,000 for small Grade 11 and 12 school age populations—is a major factor in evaluating the hypothetical provincial funding for many First Nations schools. For Kuper Island Band School, the allocation would have been \$334,000.

### **Other Components**

The provincial formula has three additional components, all of which are prorated from the district level. They are Transportation and Housing (\$18,201 for Kuper Island), Salary Differential (\$11,121) and the Formula Buffer (\$6,714). Prorating transportation from district levels almost certainly underestimates the needs of many First Nations schools. The Educator Salary Adjustment is prorated based on District salaries. Those in Cowichan Valley are very near the provincial average. The Formula Buffer is designed to ease the impact of changes to the provincial funding formula.

---

<sup>17</sup> 2002/03 *Operating Grants Manual*, Ministry of Education, p. 13.

<sup>18</sup> See page 13 for discussion.

<sup>19</sup> 2002/03 *Operating Grants Manual*, Ministry of Education, p. 15.



---

Several components of provincial funding are outside the main funding formula. These categories can only be estimated by prorating funding at the provincial level. These include grants to education Associations (\$1,633 for Kuper Island), support for the Provincial Learning Network (\$2,761), centrally purchased Learning Resources (\$597), costs associated with Provincial Collective Agreement (\$6,209), Special Purpose Grants (\$2,566), and Local Capital (\$14,097). The Learning Resources grant covers costs such items as the CanCopy agreement on photocopying and software licences; books and other materials are covered by Base funding.

The Ministry of Children and Family Development also supports several school based programs, including Inner City, School Meals, Community Schools, Alcohol and Drug School Based Prevention, Early Academic Intervention, and Healthy Schools. In fiscal 2002/03, the Ministry budget for these programs is “about” \$43,000,000<sup>20</sup> or about \$74 per student in the entire public system. At this rate of contribution, it would have spent \$5,965 for Kuper Island Band School.

Unlike previous years, there are few references to language instruction in the provincial funding formula. Most language instruction is, of course, covered by Base funding, with ESL funding providing additional support. Under this system, there would be no specific allocation for language instruction in Halkomelem, the traditional language of the territory and the official second language of the school. Such instruction may be partially funded as part of Aboriginal Education programs, but there is no requirement that districts provide this instruction. Nor is the funding sufficient for a language program where curriculum, learning resources and qualified teachers are scarce.

The total operating funding for Kuper Island Band School, if funded as a public school in the Cowichan School District, would have been \$1,000,704, or \$12,354 per student.

Major capital funding, prorated at the provincial level, would have been \$78,247. This amount is not included in any totals—it cannot be used for operating expenses and is treated separately by both the provincial and federal levels of government.

## **7. Analysis of Federal Funding for First Nations Schools**

The Table below summarizes federal funding for Kuper Island Band School. The first component, Band School Funding Formula (BSFF), is intended “to provide instruction including salaries, books, supplies, special education to eligible on-reserve residents attending band-operated schools”<sup>21</sup>. It includes most administration costs as well as instruction. The BSFF has three components. For the purposes of the current study, the Unit Funding is based on the total student FTE in grades K5 through 12 (including ungraded secondary), at the rate of \$5,116 per FTE. Unit funding for Kuper Island is \$414,396.

---

<sup>20</sup> See [http://www.mcf.gov.bc.ca/media\\_site/pdfs/school\\_based\\_support\\_factsheet.pdf](http://www.mcf.gov.bc.ca/media_site/pdfs/school_based_support_factsheet.pdf)

<sup>21</sup> *Allocation, Reporting & Coding Handbook, 2002/2003*, BC Region, March 2002, p. 4-11.

<b>School No.</b>	<b>1425</b>	<b>Kuper Island Band School</b>	
<b>Band No.:</b>	<b>650</b>	<b>PENELAKUT (CFA)</b>	
<b>FNSA Region:</b>	<b>6</b>	<b>Nu-chah-nuulth/Coast Salish</b>	
<b>Student FTE (K5 - 12, SS):</b>	<b>81.000</b>		
K4 ( <i>not costed</i> )	0.000		
<b>Total FTE:</b>	<b>81.000</b>		
<b>Total number of students:</b>	<b>81</b>	School Type:	Elem./Sec.
<b>Total Includes Adults:</b>	<b>19</b>	Age Category:	School Aged
<b>Located in School District</b>	<b>79</b>	Cowichan Valley	
<b>Block Rate for District:</b>	<b>\$6,502</b>		
<b>District Enrolment:</b>	<b>9,827</b>		
<b>Federal Funding Allocation:</b>			
<b>Band School Funding Formula (BSFF)</b>			
Unit Funding @ \$5,116		\$414,396	
Geographic Adjustment	9.0%	\$37,296	
Small School Adjustment	2.5%	\$10,360	
Administration		\$20,000	
<b>Total</b>			<b>\$482,052</b>
<b>Other Direct Sources</b>			
Operations and Maintenance		\$143,476	
Teacherages		\$8,614	
Minor Capital		\$8,100	
Band Benefits		\$32,445	
Transportation		\$19,870	
<b>Total</b>			<b>\$212,505</b>
<b>Indirect Sources</b>			
School Evaluation		\$3,000	
FNESC Support		\$4,500	
Co-op Program		\$0	
Gathering Strength:			
— Stay in School		\$5,682	
— Capacity Building		\$16,645	
— Integrating Services		\$5,682	
Special Education		\$41,873	
<b>Total</b>			<b>\$77,381</b>
<b>Total Operating: Federal</b>			<b>\$771,938</b>
	<b>Total Operating / Student FTE</b>	<b>\$9,530</b>	
Major Capital ( <i>not included above</i> )		\$218,525	

There are two adjustments, a Geographic Adjustment of 9% of the Unit Funding (\$37,296) and a Small School Size Adjustment of 2.5% of the Unit Funding (\$10,360). The third part of the BSFF, School Administration, is \$20,000 for all bands with school enrolments of 10 or more student FTEs. The allocation for Kuper Island is \$20,000. (Schools with K4 students have this allocation adjusted to reflect only K5 – Grade 12 students.) The total BSFF allocation for Kuper Island is \$482,052.

---

Other direct sources of federal funding include Operations and Maintenance (\$143,476), Teacherages (\$8,614), Minor Capital (\$8,100), Band Employee Benefits (\$32,445), and Transportation (\$19,870). These allocations total \$212,505 for Kuper Island.

Staff benefits for band employees are often seen as band funding rather than being attributed to education or another specific function. These benefits are paid by INAC to bands participating in the Band Employee Benefits program. Band not participating may pay staff benefits, but receive no compensation from INAC for the expense.

There are also important indirect sources of funding for First Nations schools. The School Evaluation budget, prorated over the five-year evaluation cycle, is \$3,000 for Kuper Island. The co-operative work experience program is also a source of funding for some schools; Kuper Island does not participate.

The Technology Grant program, which provided \$300 per year for each student on the Nominal Roll regardless of the type of school, was not renewed after the 2001/02 school year.

For 2002/03<sup>22</sup>, the *Gathering Strength* allocation is \$28,009 for Kuper Island. The funds were designated for support in three critical areas, resembling provincial Aboriginal Education funding but at a lower level:

- Stay in School Programs (\$5,682)
- Capacity Building (\$16,645)
- Integrating Services (\$5,682)

Special Education funding is estimated to be \$41,873, a major and very welcome increase over the 2001/02 school year.

These indirect allocations total \$77,381 for Kuper Island. Together with the BSFF allocation of \$482,052 and the direct allocations of \$212,505, the total operating budget for the school is \$771,938, or \$9,530 per student.

The Major Capital allocation, prorated from the province-wide budget, is \$218,525. As with the provincial summary, this is excluded from the operating budget total.

## **8. Federal and Provincial Funding Contrasted**

Briefly continuing with the example of Kuper Island Band School, it can be seen that provincial allocations for operating expenses (\$1,000,704) was \$228,766 more than federal funding (\$771,938). This difference amounts to \$2,824 per student. Federal operating grants would have to increase by 30% to bridge the gap.

---

<sup>22</sup> Gathering Strength funding for the 2002/03 School Year is a combination of funding for the fiscal years 2002/03 and 2003/04. The 2002/03 funding is used for this report, as the 2003/04 fiscal year funding has not been announced.



<b>School No.</b>	<b>1425</b>	<b>Kuper Island Band School</b>	
<b>Band No.:</b>	<b>650</b>	<b>PENELAKUT (CFA)</b>	
<b>FNSA Region:</b>	<b>6</b>	<b>Nu-chah-nuulth/Coast Salish</b>	
<b>Student FTE (K5 - 12, SS):</b>	<b>81.000</b>		
K4 (not costed)	0.000		
Total FTE:	81.000		
Total number of students:	81	School Type:	Elem./Sec.
Total Includes Adults:	19	Age Category:	School Aged
<b>Located in School District</b>	<b>79</b>	<b>Cowichan Valley</b>	
<b>Block Rate for District:</b>	<b>\$6,502</b>		
<b>District Enrolment:</b>	<b>9,827</b>		
<b>Provincial and Federal Allocations for Operating Expenses</b>			
<b>Provincial Funding Allocation:</b>		<b>Federal Funding Allocation:</b>	
<b>Base Funding</b>	<b>\$429,948</b>	<b>BSFF Unit Funding</b>	<b>\$414,396</b>
Physical and Environmental	\$11,265	Geographic Adjustment	\$37,296
Small Communities	\$334,000	Small School Adjustment	\$10,360
		Administration	\$20,000
Transportation and Housing	\$18,201	Operations and Maintenance	\$143,476
Special Education	\$41,746	Transportation	\$19,870
ESL	\$15,434	Special Education	\$41,873
Aboriginal Education	\$76,950	Gathering Strength	\$28,009
Other	\$73,161	Other	\$56,659
<b>Total Operating: Provincial</b>	<b>\$1,000,704</b>	<b>Total Operating: Federal</b>	<b>\$771,938</b>
<b>Total Operating per FTE</b>	<b>\$12,354</b>	<b>Total Operating per FTE</b>	<b>\$9,530</b>
<b>Provincial - Federal Funding (Operating):</b>		<b>\$228,766</b>	
<b>Provincial - Federal per Student FTE:</b>		<b>\$2,824</b>	

The table above provides one way of comparing provincial and federal funding for the school. This comparison needs to be interpreted with caution, as the categories are not defined in the same way, and apparently equivalent categories include different components. There are similarities and differences in the allocation of funding:

- The provincial Base funding is about 4% higher than federal Unit Funding.
- The federal Geographic Adjustment is over three times the provincial Physical and Environmental adjustment. While federal funding is often higher in this area, this difference is atypical. The provincial allocations are based on the district centred in Duncan; the federal allocations are based on Kuper Island.
- Federal Transportation funding is slightly higher than the provincial allocation.

- There is a substantial federal allocation for Operations and Maintenance (\$143,476) and a smaller one for Administration (\$20,000); there are no separate allocations for these areas in the provincial formula.
- The provincial and federal allocations for Special Education are almost identical—a major shift from previous years.
- The provincial government allocates far more for Aboriginal Education (\$76,950) than the federal government allocates for Gathering Strength (\$28,009). Both programs are designed to help meet a variety of needs faced by First Nations students and communities. The province allocates an additional \$15,434 for language support through ESL funding.
- Of greater importance than all of the above, provincial funding for Small Communities (\$334,000) —36% of the school's total funding—far exceeds federal funding for the Small School Adjustment (\$10,360).

### **All Schools in Study**

The same comparison presented above for Kuper Island Band School can be viewed for all 88 schools in the current study in the table below. These two tables show a generally similar picture:

- The 30% increase in federal funding required to equal provincial allocations for Kuper Island Band School, and the gap of \$2,824 per student, are slightly lower than the average of 34%, or \$3,539 per student.
- Federal and provincial allocations are similar in a number of categories, including Base or Unit funding, Geographic adjustments and Transportation.
- Federal allocations for Administration (\$1,321,123) and Operations and Maintenance (\$7,897,572) have no direct provincial counterparts.
- The provincial allocation for Special Education (\$4,007,124) remains larger than the federal Special Education (\$2,820,499).
- The provincial Aboriginal Education allocation (\$4,430,030) is more than double the comparable federal allocation for Gathering Strength (\$1,838,924).
- Provincial language support through the ESL program, while of some importance for a few schools, remains a minor factor at the provincial level (\$230,709).
- The largest gap, however, is between the provincial Small Community allocation (\$21,644,707) and the much smaller federal Small School adjustment (\$528,555), accounting for more than the difference between provincial and federal funding.

Over all 88 schools, provincial allocations exceed federal allocations by \$16,503,302, an average of \$3,539 per student. Federal funding would need an increase of 34% to equal provincial funding. Kuper Island represents the median increase in federal funding required of 30%—43 schools require smaller increases while 44 require larger ones to equal provincial funding.

**Total of 88 First Nations Schools**

**Provincial and Federal Allocations for Operating Expenses**

<b>Provincial Funding Allocation:</b>		<b>Federal Funding Allocation:</b>	
<b>Base Funding</b>	\$24,752,207	<b>BSFF Unit Funding</b>	\$23,856,875
Physical and Environmental	\$3,746,531	Geographic Adjustment	\$4,358,894
Small Communities	\$21,644,707	Small School Adjustment	\$528,555
		Administration	\$1,321,123
Transportation and Housing	\$1,774,378	Operations and Maintenance	\$7,897,572
Special Education	\$4,007,124	Transportation	\$2,457,048
ESL	\$230,709	Special Education	\$2,820,499
Aboriginal Education	\$4,430,030	Gathering Strength	\$1,838,924
Other	\$4,416,234	Other	\$3,419,129
<b>Total Operating: Provincial</b>	<b>\$65,001,921</b>	<b>Total Operating: Federal</b>	<b>\$48,498,619</b>
<b>Total Operating per FTE</b>	<b>\$13,939</b>	<b>Total Operating per FTE</b>	<b>\$10,400</b>
<b>Provincial - Federal Funding (Operating):</b>		<b>\$16,503,302</b>	
<b>Provincial - Federal per Student FTE:</b>		<b>\$3,539</b>	

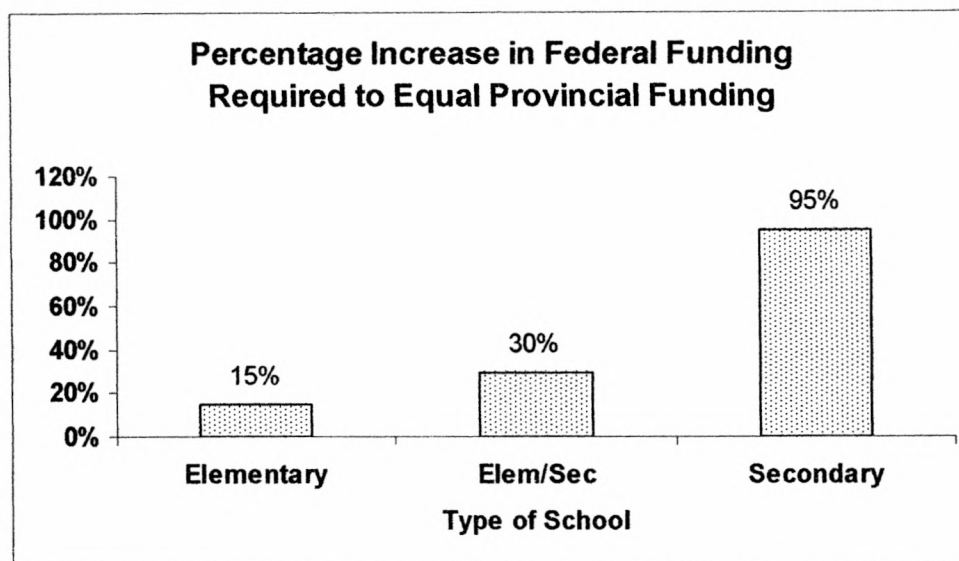
**Type of School**

Examining differences in funding levels by type of school in the table below shows secondary schools require greater funding increases than other schools if funding is to match provincial levels. One tenth (3 of 31) of the elementary schools and one quarter (10 of 41) elementary/secondary schools would require an increase of 50% to achieve funding at the provincial level, compared to nearly all secondary schools (15 of 16). The provincial allocation for small communities—especially in the secondary grades—is a major factor in these differences.

<b>Percentage Increase Required to Match Provincial Allocation</b>			
<b>Increase Required</b>	<b>Type of School</b>		
	<b>Elementary</b>	<b>Elem/Sec</b>	<b>Secondary</b>
None	5	3	
0 - 25%	13	17	
25 - 50%	10	11	1
50 - 75%	1	5	2
75 - 100%	1	1	6
> 100%	1	4	7
<b>Total</b>	<b>31</b>	<b>41</b>	<b>16</b>



The graph below shows the percentage increase required to achieve equal funding for each of the three types of schools. While elementary schools require increases of 15%, secondary school funding would need to nearly double to equal provincial levels.



### Age of Students

The students in the 88 First Nations schools examined here are in some cases all school aged, in others all adults. Often both are present. For analysis purposes, schools have been classified as School Aged (75% - 100% of students under 19), Mixed Ages (25% - 75% under 19), and Adult (0% - 25% under 19)<sup>23</sup>. For funding comparisons all students are treated as school aged<sup>24</sup>.

As the table below shows, large differences between provincial and federal allocations are much more likely to occur in schools where at least 25% of the students are adults.

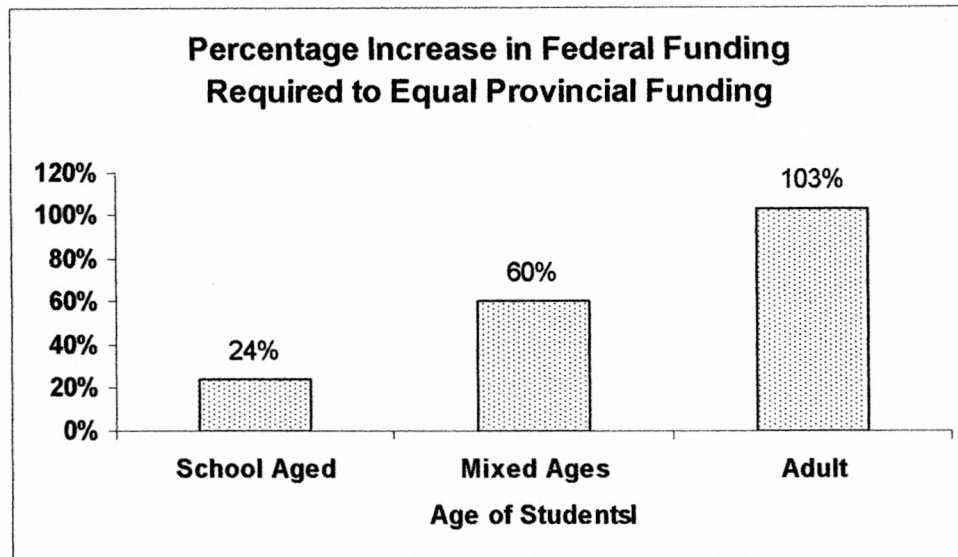
Percentage Increase Required to Match Provincial Allocation			
Increase Required	Age of Students		
	School Aged	Mixed Ages	Adult
None	8		
0 - 25%	29	1	
25 - 50%	20	1	1
50 - 75%	4	2	2
75 - 100%	3	1	4
> 100%	2	2	8
<b>Total</b>	<b>66</b>	<b>7</b>	<b>15</b>

<sup>23</sup> Based upon student counts rather than FTEs, which were unavailable. The percentage of adult students would generally be overestimated by using counts, since many adult students are part time.

<sup>24</sup> See page 6.

This table resembles the one above comparing school type to level of increase. This of course is due to the large number of adult students present in most Elementary/Secondary and especially Secondary schools.

The graph below shows the relationship clearly:



### Size of School

The size of the increase to federal funding required to match provincial funding varies greatly from school to school, and is distributed as seen in the table below:

Percentage Increase Required to Match Provincial Allocation			
Increase Required	Number of Schools	Number of Students	Average Size
None	8	311	39
0 - 25%	30	1,692	56
25 - 50%	22	1,597	73
50 - 75%	8	595	74
75 - 100%	8	198	25
> 100%	12	270	22
<b>Total</b>	<b>88</b>	<b>4,663</b>	<b>53</b>

The data present a complex picture. First, it can be observed that 68% of schools (60 of 88), with 83% of students (3,885 of 4,663), are in the second, third and fourth categories. These schools would require increase in federal funding between 0% and 75% to match provincial allocations. These schools represent the norm, the typical pattern that includes most schools and students. An increase of 29% in federal funding would be required to match provincial funding for these 60 schools.

At the extremes, eight schools receive larger allocations under the federal system than they would under the provincial system, while 20 schools would require increases of over 75% to match provincial funding. However, the first group of eight schools and the second group of 20 have relatively few students, 311 and 468 respectively. Each of these extremegroups represents 10% or fewer of the total students.

Examining the extreme cases more closely reveals several anomalies, and points to some limitations of the current analysis. One of the eight schools with higher federal funding, Lach Klan Elementary/Junior, is in a remote part (Kitkatla) of the Prince Rupert School District. The federal funding builds in compensation for the remoteness, while the provincial calculations (as used here) essentially treat the school as being in the city of Prince Rupert. In other words, the relatively low provincial allocations reported for this school is at least in part an example of the bias discussed at the end of the “Methodology and Limitations of the Study” section on page 13. Other anomalies among these schools are related to federal Operations and Maintenance funding, discussed below.

At the opposite extreme—20 schools requiring an increase of over 75% to equal provincial funding—there are also anomalies. As shown above, 12 of these schools are primarily Adult schools, 13 are secondary schools, and the average size is under 25 FTEs—factors associated with high costs. It would not be reasonable to assume that school boards would be able to fund many of these schools on a continuing basis.

### Region

The differences in funding between the provincial and federal governments vary by region of the province. A comparison of the four northern regions (1, 2, 3 and 8) with the four southern<sup>25</sup> regions (4, 5, 6 and 7) shows a tendency for the funding gaps to be smaller in the northern regions than in the more southern regions. Close examination of the table below shows the pattern:

Percentage Increase Required to Match Provincial Allocation by Region								
Increase Required	Northern Regions				Southern Regions			
	1	2	3	8	4	5	6	7
None		2	1	2	1	1		1
0 - 25%	3	3	5	7	4		5	3
25 - 50%	2	1		3	1	3	8	4
50 - 75%			2	1		2	2	1
75 - 100%	1		1	3	1		1	1
> 100%	1	2		3	1	2		3
Total	7	8	9	19	8	8	16	13

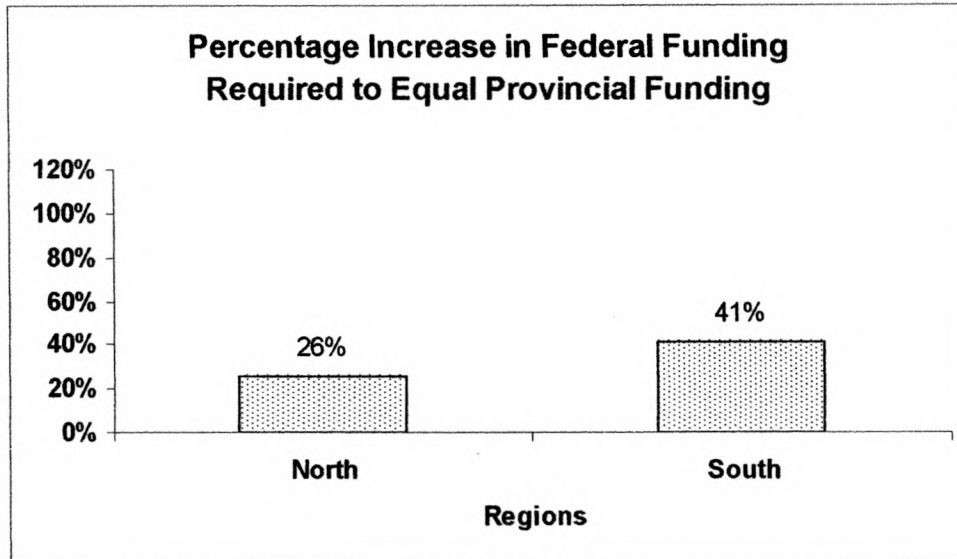
### Regions

- |   |                                       |
|---|---------------------------------------|
| 1. Gitksan/Wet'suwet'en                     | 4. Kootenay/Okanagan                  |
| 2. Haida/Tsimshian/Haisla/Nisga'a           | 5. Kwaiutl/Heiltsuk/Nuxalk/Oweekeno   |
| 3. Kaska/Dene/Tahltan/Tagish/Inland Tlingit | 6. Nu-chah-nuulth/Coast Salish        |
| 8. Tsilqot'in/Carrier/Sekani                | 7. Secwepemic/Stl'atl'imc/Nlaka'pamux |

<sup>25</sup> The northern-southern categorization is somewhat arbitrary, with the southern region extending to the Cariboo and Bella Coola.



The graph below shows the difference between the northern and southern schools regions more clearly, with northern school requiring an average increase of 26% for federal funding to equal provincial funding, while the more southern schools would require an average increase of 41% :

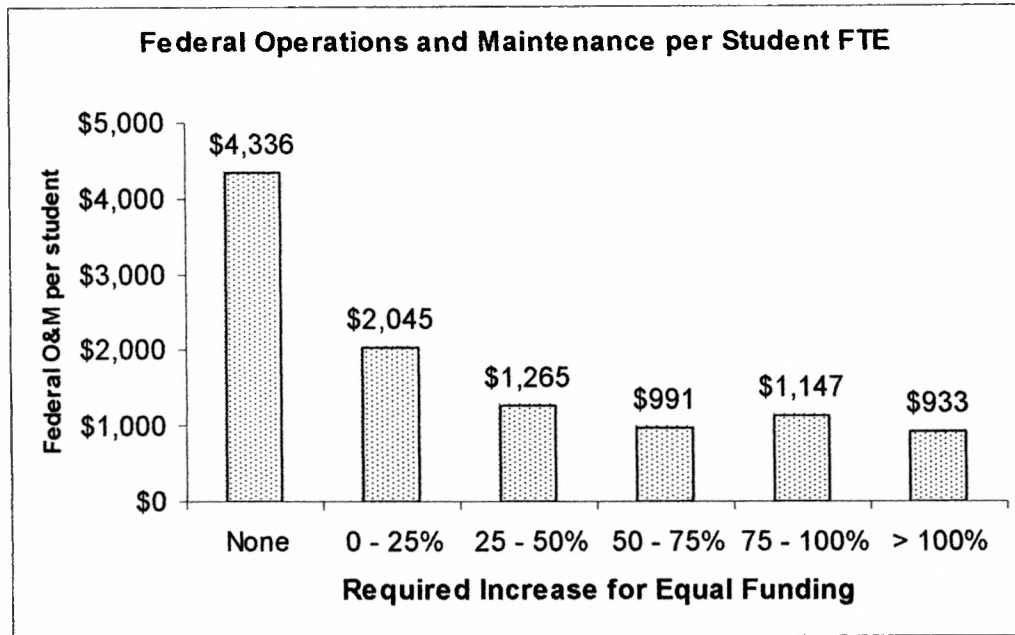


### Operations and Maintenance

One other factor affecting the size of the gap between federal and provincial funding is the approach taken by the two levels of government in determining Operations and Maintenance allocations. Federal funding is based on the physical size of recognized school facilities adjusted for geography, but does not take into account the number of students enrolled<sup>26</sup>. Provincial funding is based on student enrolment (as part of Unit funding), also with a geographic adjustment. The federal approach works well for First Nations schools with large facilities and few students, less well for those that fully or over-utilize their facilities or have no recognized facilities. As a result, federal Operations and Maintenance funding per student fluctuates widely from school to school.

In the eight schools where federal allocations exceed provincial allocations, the median federal Operations and Maintenance allocation per student is \$4,336. In the 20 schools where federal allocations would need to increase 75% or more to equal provincial allocations, the average federal allocation for Operations and Maintenance is \$1,023. The "typical" schools, requiring an increase in federal funding of between 0% and 75%, have an average Operations and Maintenance allocation of \$1563. The graph below shows the pattern clearly:

<sup>26</sup> For schools with 10 or more FTEs; schools with fewer than 10 FTEs receive no Operations and Maintenance funding.



**Summary**

Comparing the size of gaps between schools points to the provincial Small Community adjustment as the key factor explaining differences between schools in the size of the provincial-federal funding gap. Higher provincial funding for Special Education and Aboriginal Education programs, on the other hand, is very similar from school to school.

When applied to a large, middle class, Lower Mainland school, it is ironic that the federal funding scheme would allocate more funding than the provincial formula. Geographic and other adjustments, as well as program funding, would be very small; the federal Operations and Maintenance allocations would more than compensate for the Base Funding difference. It is for the opposite type of school—small, remote and with the need for substantial program support—that the federal approach provides less funding. These are, of course, the typical characteristics of First Nations schools.

The most important finding remains that federal funding for all Operating Expenses needs to increase 34% to match provincial funding.

**9. Funding Changes, 2000/01 to 2002/03**

If comparing provincial and federal allocations for any given school year is necessarily an inexact science, examining changes in the size of the funding gap between two school years is even more so.

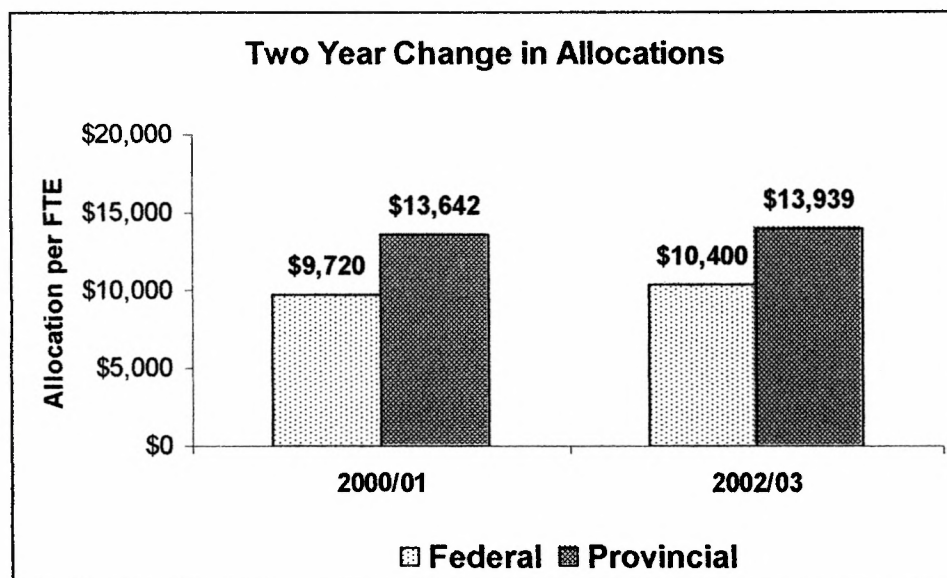
The graph below shows the amount of provincial and federal funding per FTE that would have been budgeted for 4,658 student FTEs enrolled in 84 schools First Nations schools in 2000/01, compared with the provincial and federal funding per FTE for 4,663 students

in 88 schools in 2002/03. The students and schools are generally very similar, but not identical.

The graph shows:

- both the provincial and federal allocations increased modestly,
- the provincial allocation increased by \$297, or 2%,
- the federal allocation increased by \$680, or 7%, and
- the gap between provincial and federal funding decreased by \$383, from \$3,922 to \$3,539.

This \$383 decrease in the size of the gap is approximately the same as the estimated effect of the recent increase in federal Special Education funding of \$404 per student. Other changes to the two funding systems—and changes to the provincial system have been major—have balanced each other.



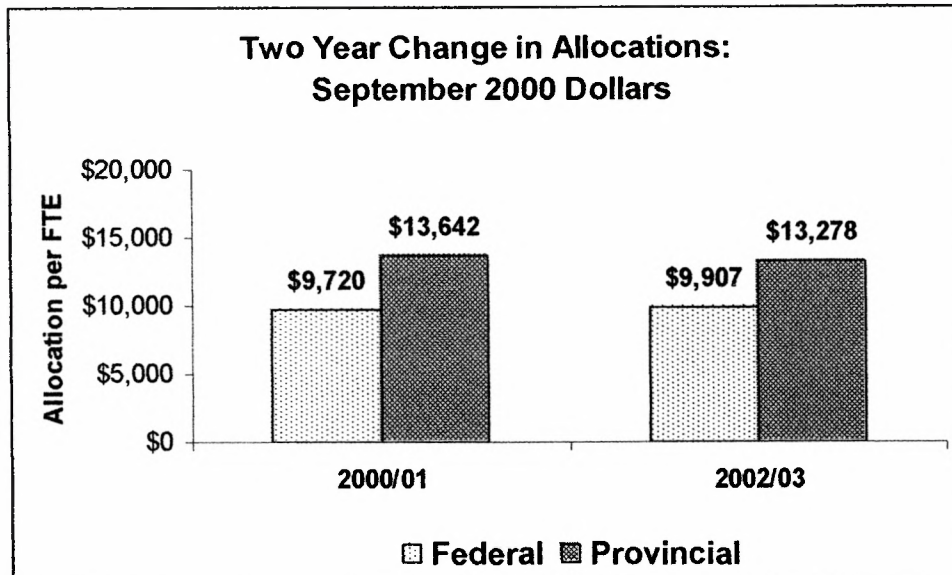
Examining the funding allocations in constant dollars, taking into account the 4.98% inflation between September 2000 and September 2002<sup>27</sup>, presents an even less positive focus on the funding of both levels of government. As the graph below shows:

- provincial funding allocations have decreased by \$364 per student, or 3%, and
- federal allocations—in spite of the new Special Education funding—have increased by only \$187 per student, or 2%.

Much of this decrease and limited increase can be attributed to the termination of the federal Technology program, resulting in a drop of \$300 per student in both First Nations and public schools.

<sup>27</sup> Consumer Price Index or CPI, Bank of Canada.





### 10. Analysis of First Nations Independent School Funding

There are advantages and disadvantages to First Nations schools in choosing Independent school status. For some schools, additional financing is an advantage.

First Nations schools choosing Independent school status can continue to receive funding according to the federal formula, or may choose to receive funding according to the Independent school formula. This formula is based upon public school funding, but it is not equivalent. Schools are allocated per student funding based upon the average operating expenses for all students in the district, plus a number of direct and indirect sources of funding. Unlike public school funding, Independent school funding does not directly take the size of the school into account nor does it include Aboriginal Education or ESL program funding.

The table below shows the operating expenses Kuper Island Band School would receive if they were to become an Independent school, using the Independent school funding formula. Kuper Island, if it chose to become an Independent school, would lose about \$168,000 under the Independent school formula. In examining all 88 schools, 20 schools would stand to gain funding with the Independent school formula and 68 would stand to lose funding. The differences can be substantial: 21 schools (including Kuper Island) would lose over \$100,000 if they were to elect the Independent funding formula, while seven other would gain over \$100,000 using the Independent formula. For five schools, the differences (in both directions) are over \$400,000. The complete set of summaries is in Appendix G.

<b>School No.</b>	<b>1425</b>	<b>Kuper Island Band School</b>	
<b>Band No.:</b>	<b>650</b>	<b>PENELAKUT (CFA)</b>	
<b>FNSA Region:</b>	<b>6</b>	<b>Nu-chah-nuulth/Coast Salish</b>	
<b>Student FTE (K5 - 12, SS):</b>	<b>81.000</b>		
K4 (not costed)	0.000		
Total FTE:	81.000		
Total number of students:	81	School Type:	Elem./Sec.
Total Includes Adults:	19	Age Category:	School Aged
<b>Located in School District</b>	<b>79</b>	<b>Cowichan Valley</b>	
<b>Block Rate for District:</b>	<b>\$6,502</b>		
<b>District Enrolment:</b>	<b>9,827</b>		
<b>Independent School Funding Formula:</b>			
<b>Independent School Funding Formula:</b>			
Unit Funding	\$6,502	\$526,662	<b>\$526,662</b>
<b>Other Sources</b>			
School Evaluation		\$3,000	
FNESC Support		\$4,500	
Co-op Program		\$0	
Gathering Strength:			
— Stay in School		\$5,682	
— Capacity Building		\$16,645	
— Integrating Services		\$5,682	
Federal Special Education		\$41,873	
<b>Total</b>			<b>\$77,381</b>
<b>Total Operating: Independent School</b>			<b>\$604,043</b>
<b>Total Operating / Student FTE</b>		<b>\$7,457</b>	
<b>Total Operating: Provincial</b>			<b>\$1,000,704</b>
<b>Total Operating: Federal</b>			<b>\$771,938</b>

In 2001/02, 21 of the 88 schools had Independent school status. Of these, 14 were funded by the federal formula and seven by the Independent school formula. Eighteen of these schools had selected the formula more advantageous to them, but one school using the federal formula and two using the Independent school formula could have increased their funding by changing their choice of a funding formula<sup>28</sup>.

There are other potential financial implications to Independent school status that cannot easily be estimated. Perhaps the most important impact for some schools would be that they would be eligible for provincial grants for students not living on a reserve. On the

<sup>28</sup> Estimates for Independent School funding should be treated with caution, as 2001/02 District Block Rates were used. While estimated 2002/03 Rates have been published, these rates are lower than the 2001/02 Rates, and are expected to increase when final Rates are published in January 2003.

---

other hand, staff may lose eligibility for Band Employee Benefits through INAC, and there are potential costs to meeting Independent school requirements.

Non-financial factors to be considered include the positive and negative effects of provincial school inspection, the right to issue Dogwood certificates, teaching experience being recognized by the British Columbia College of Teachers, and accepting limited provincial jurisdiction. These and other issues are discussed in Nathan Matthew's *First Nations Education Financing* (FNESC, 2001).

## **11. Discussion of Selected Issues**

This section of the report is intended to raise a number of key issues closely related to the funding of First Nations schools for the purpose of discussion. While a summary of background information is provided for each issue, much of it is based on anecdotal reports, observations and informal discussions, rather than on rigorous research.

### **(a) Adult Funding: Provincial Secondary and Post-Secondary Systems**

Participation in adult education has been increasing in recent years, both in the non-Aboriginal population but especially among First Nations. The reasons include positive ones (maturity, seeking improved employment possibilities, intellectual interest) and negative ones (high unemployment). Many First Nations adults who might have completed high school did not do so because they were unable to tolerate conditions in public schools, often coupled with having little hope of gaining worthwhile employment if they persevered.

During the 2001/02 school year, both the federal and provincial governments supported, but also restricted, adult education. The province has frozen funding and is in the process of revising funding; the federal government requires that all adults be in programs leading to a Dogwood Diploma, a diploma over which most First Nations schools have no independent authority. First Nations schools that are not Independent schools must make arrangements with public or Independent schools to offer Dogwood Diplomas.

In the current economic and political climate, concerns that the provincial government (and perhaps also the federal government) will further restrict adult funding may be well founded. Meanwhile, adult education remains important for First Nations individuals and communities.

### **(b) K4 Funding**

During the past few years increasing attention has been focussed on early literacy, especially for First Nations children. For example, the 2000/01 school year saw major increases in Gathering Strength funding, a substantial part of which is directed to literacy, a major new provincial initiative in support of early literacy, and the FNESC Annual



---

Conference focused on literacy. At the community and school level, some early literacy programs were showing impressive results.<sup>29</sup>

One of the most consistently reported factors in the success of early literacy programs is that children receive support as early as possible. Many primary teachers and education researchers report that waiting until Grade 1 or 2, or even Kindergarten, is less effective than support provided at an earlier age.

It is during the crucial pre-Kindergarten year, or K4, that the contrast between the approaches of the federal and provincial governments is most dramatic: the federal government provides support for a half-time education program to prepare students for Kindergarten and primary school; the provincial government does not.

The Ministry of Education's failure to support K4 programs is based on restrictions in the School Act and jurisdictional boundaries between ministries, not on any lack of understanding of the importance of supporting pre-Kindergarten programs. In contrast, the federal support for K4 programs is an essential part of most successful First Nations school program.

**(c) Selected Programs Designed to Support Early Literacy**

Both levels of government recognize the importance of early literacy training, beginning by K4 and extending through Grade 2 or 3. Support for K4 programs is one part, a very central one. In a political and economic climate where funding is likely to remain in short supply, it is necessary to consider not only the potential effectiveness of programs, but also their costs, so that limited resources have the maximum possible effect.

Two cost effective programs are the federally funded Head Start and Daycare Initiative, which provide language enrichment to pre-school students. Funding is primarily from Health Canada and Human Resources and Development Canada rather than INAC, but programs are often integrated with First Nations schools.

One expensive program, widely criticized by First Nations and with limited support from educators, is full day Kindergarten for Aboriginal students in public schools. The cost of the program (beyond the cost for a half day program) was about \$2,807,000<sup>30</sup> in 2001/02. The program, begun following the Sullivan Commission in 1989, has shown little evidence of effectiveness. Concerns include repetitive programs, fatigue, labelling of First Nations children, and schools strongly pushing all Aboriginal children into these programs. While a few full day programs can demonstrate success<sup>31</sup>, full day Kindergartens in public schools generally do not represent an effective use of funds, and have had negative effects. (It is unclear if these concerns apply to full day Kindergartens in First Nations schools, where full day programs are the norm, not an add-on.)

---

<sup>29</sup> See <http://www.bced.gov.bc.ca/abed/effprog/> for examples.

<sup>30</sup> This estimate is based on one-half of the district block rate multiplied by the number of Aboriginal students in full day Kindergarten programs in each district.

<sup>31</sup> For example, the Homalco Band/Campbell River School District school; see: <http://www.bced.gov.bc.ca/abed/effprog/sd72.htm>.

---

Dedicated educators and First Nations leaders have found a variety of creative and effective ways to address literacy in young children, and to obtain the necessary funding. For example, Nanaimo-Ladysmith is using ESL funds effectively to support First Nations children; the Campbell River and Cowichan Valley districts have recently implemented similar programs. Several schools combine a federally funded K4 and a public K5 in the same classroom. Other community and school based programs are supported by provincial Aboriginal Education funding and federal Gathering Strength funding. Many make more demands on committed individuals than on funding, but they do require some funding—funding that now appears insecure. Small scale funding directed to literacy programs for four- to seven-year-olds can have a major impact on individuals and communities.

**(d) Francophone Education Authority and Other Funding Models**

Nominal Roll students in British Columbia are educated under a variety of financial and legal structures. In each case, most of the funding is ultimately from the federal government. The following list is not complete:

- i. Band-operated First Nations schools
- ii. First Nations Independent schools (in legal terms, operated by a “society”, not directly by a band)
- iii. Other Independent schools (for example, religious schools)
- iv. Public schools
- v. First Nations schools operated by a public school board under contract with a band (for example, Lach Klan Elementary/Junior Secondary School)
- vi. Under the jurisdiction of the Sechelt Band Education Centre, generally in public schools
- vii. In First Nations/Public schools under the jurisdiction of the Nisga’a School District

Several potentially useful options are missing. For example, public school boards cannot contract band-operated schools to educate non-Nominal Roll students. This arrangement would be advantageous to both parties in remote areas and where band members not living on reserve lands want their children to have a First Nations education, or for any student where the First Nations school is more conveniently located than a public school.

There are no First Nations schools within the public system, except Kindergartens and those described in points v and vii, above. Under some circumstances, First Nations alternative schools within the public system could provide better support to students than a large school with a small First Nations presence.

One other possible structure is a province wide First Nations School District (or districts) with First Nations schools where numbers and band support were present. The district(s) could be part of the public system, outside the public system, or be associated with it in some other manner. The district(s) would be able to support schools in areas such as special education and language.

---

One possible model for this is the *Conseil Scolaire Francophone de la Colombe-Britannique*, a part of the public school system with 41 schools across the province in the 2001/02 school year. Most of the schools are small and many use facilities in other public schools, but are administered by the *Conseil Scolaire*. Six of these schools have over 100 students, including three with over 300 students.

A school district of this type has higher expenses than a geographically compact district, and the *Conseil Scolaire* is funded \$3,688 more per student than the provincial average by the provincial government. The federal government is contributing \$3,437,600<sup>32</sup> to the *Conseil Scolaire* during the 2002/2003 school year, funding in addition to the provincial funding.

First Nations form a larger part of the contemporary British Columbia population than do Francophones, have far deeper roots in what is now British Columbia, and have languages that, unlike the French Language, are threatened and expensive to teach. One wonders by what logic the federal government decides provincial funding is inadequate for Francophone students, but greatly in excess of the needs of First Nations students.

**(e) Single Enrolment Counts: Limitations**

Nominal Roll data in First Nations schools and provincial data are collected in a single snapshot at the end of September each year. Provincial and federal funding are based on the school of attendance at that point in time.

First Nations leaders and public educators have often remarked on a large drop in the number of First Nations students attending public schools during the course of the school year. This may be due to students transferring to another school (often a First Nations school), leaving school entirely, or increasingly poor attendance. First Nations schools, on the other hand, often report stable or increasing enrolment and attendance throughout the school year.

The reasons First Nations students feel alienated in public schools have been well researched<sup>33</sup>. British Columbia data are not, however, generally available describing the number of students transferring to First Nations schools, the needs of these students, or the financial effects on these schools.

In a very few cases, Local Education Agreements (LEAs) between bands and school districts provide for funding to follow a student transferring from a public school to a First Nations school. Most districts argue that, since they are unable to layoff a teacher when 20 students leave the district, they cannot afford to lose the funding. They have

---

<sup>32</sup> See [http://www.csf.bc.ca/doc\\_pdf/finances/Budget\\_2002\\_03.pdf](http://www.csf.bc.ca/doc_pdf/finances/Budget_2002_03.pdf).

<sup>33</sup> For a convenient recent summary and bibliography prepared by the British Columbia Human Rights Commission, see *Barriers to Equal Education for Aboriginal Learners*, available at <http://www.bchrc.gov.bc.ca/home.htm>. *Education and Employment Issues: Aboriginal Youth in BC, 1997*, an unpublished report prepared by Viewpoints Research for Human Resources Development Canada and the BC Ministry of Education, Skills, and Training, provides a very useful and readable discussion.



---

few incentives to negotiate clauses of this type in LEAs; it seems unlikely that many will willingly do so.

Inadequate data increase the difficulty of finding solutions to this problem. Meanwhile, First Nations schools must deal with the increased costs of absorbing these students.

**(f) Appropriateness of Provincial Funding as a Standard**

Among those concerned about the level of funding provided by the federal government for First Nations students, there seems to be a consensus that equivalence with provincial funding should be the standard of equity. This report uses provincial funding as a standard. It may be reasonable and appropriate—there is no intent here to argue one way or the other— but the issue merits discussion.

Arguments in favour of accepting provincial funding as the standard is that this level of funding would remove most of the severe financial pressures on First Nations schools, and that there is no other obvious standard.

An argument that a lower level would be appropriate is that many of the problems encountered by First Nations students in public schools are much less severe in First Nations schools,<sup>34</sup> and in any case many public schools over-report special education needs for First Nations children. This can, however, be seen as an argument for rewarding public schools for providing an unsupportive environment for First Nations students.

An argument that a higher level of funding would be appropriate is the legally enshrined Aboriginal rights of First Nations to an education in their own cultures—and ultimately, their own languages—requires additional funding. The federal government has implicitly accepted this argument for Francophones, but is unwilling to do so for First Nations.

There are, of course, many other arguments for lower, equivalent or higher funding for First Nations schools. The adequacy of provincial funding is also increasingly being questioned.

**(g) Impact of Teacher Shortage**

A teacher shortage has been reported in many areas of the province, and will continue to increase for a number of years. Few if any First Nations schools are able to match public school salaries and benefits; reports suggest salaries 15% lower are typical. First Nations schools have difficulties hiring and retaining good teachers; high teacher turnover is a major problem in many schools. The problem is likely to become especially serious in remote areas.

Not addressing this problem—and it cannot be addressed without substantially increased funds—will likely have a major negative impact on First Nations schools being able to deliver a quality education.

---

<sup>34</sup> *Final Report of the Special Needs Assessment Project*, Dr. Art More, FNESC, 1999.

---

#### **(h) School and Student Level Data**

The concerns about federal data systems and data quality described in Section 5 of this report echo those expressed recently by the Auditor General.<sup>35</sup> The report points to the need to develop, collect and analyze performance indicators to evaluate progress in closing the gap between the education First Nations students receive and the education other students receive. It also notes that cost information is inadequate: "Actual education costs are not known to the Department [INAC]".<sup>36</sup> The need for improved monitoring of education costs and performance is strongly emphasized.

The use of accurate information in supporting school improvement is widely accepted—if not practised—in Canada and elsewhere, a position strongly supported in the Auditor General's report. Recently it has been shown to be effective in supporting improved education for Aboriginal students.<sup>37</sup> The issue is not whether such data collection and monitoring should be done, but what should be monitored, how and by whom.

Considerable progress has been made in recent years in determining what should be monitored, and how it can be done. Two areas requiring extensive additional work are measuring progress in students' knowledge of and attitudes toward their culture and language, and how well the needs of First Nations communities are being met.

Who should be responsible for data collection, management and analysis is a potentially controversial issue. The Auditor General's report assumes that monitoring is the responsibility of INAC, in consultation with First Nations. Compelling arguments suggest that FNEC or FNSA would be more appropriate:

- INAC has had the ability to provide useful data systems and monitoring for many years, but has not shown a commitment to doing so.
- INAC and other federal data systems tend to be large and (necessarily) somewhat rigid, while flexible data systems are needed, ones that can easily fit on a desktop.
- Several First Nations severely limit the data they provide to INAC, a situation they may be unwilling to reverse and other Nations may follow.
- Measuring how well First Nations schools achieve cultural, linguistic and community goals requires expertise that lies primarily within those Nations.
- Moving toward greater control of First Nations education by INAC—rather than by those Nations—is an unacceptable and backward step at this point in history.

---

<sup>35</sup> *Report of the Auditor General of Canada—April 2000*, "Indian and Northern Affairs Canada: Elementary and Secondary Education", pp 4-1 – 4-24. The report also provides a valuable discussion of issues in First Nations education across Canada.

<sup>36</sup> Page 4-17.

<sup>37</sup> See "Assessing the Performance of Schools: a Case Study with Respect to Aboriginal Students", Canadian Society for the Study of Education, Edmonton, June, 2000, and "Using Large Data Sets as a Basis for School Improvement." American Educational Research Association. Seattle: April 14, 2001, both Barry Anderson and Bill Postl.

---

## 12. Means of Achieving Equitable Funding for First Nations Schools

The research for this report included visits to five First Nations schools in November 2001. These visits were designed to uncover and explain subtleties in the funding process, to understand how the schools functioned, where they were headed over the next few years, what band education coordinators and principals saw as equity, and how it might be achieved. These schools were not chosen to be representative of all First Nations schools. All five schools had knowledgeable and articulate leaders and appeared to be functioning well.

There was total consensus among these education leaders that obtaining adequate special education funding was the top priority for equitable funding. Very high rates of special needs among students were cited. This theme was repeated frequently by several individuals; a very high level of frustration was obvious. Difficulties obtaining specialist assistance (due to lack of district infrastructure) and high learning assistance needs and costs were related issues of concern.

The second priority for funding was the language of the Nation. Other aspects of the culture were a lower priority, not because they were unimportant but because funding was less of an issue. Language was viewed as a central part of each school's mission, but materials and support were seen as inadequate. Most of the schools were working cooperatively with other First Nations schools, other bands and/or public schools. One person referred to funding available for language programs as a "joke". Another expressed the hope of achieving an immersion program within a few years if funding could be found. In spite of limitations in materials, funding, trained teachers and fluent speakers, there was a strong sense that the schools *must* succeed in this area.

The third priority was adequate support for teaching and other staff. Competing with the public system for hiring and retaining good teachers was seen as difficult for most schools, and likely to become more so. As one person described the situation with reference to students with special needs, teachers in First Nations schools are expected to "do more for less"; another expressed major concerns over high teacher "burn-out". Similarly, one band education coordinator expressed the need to hire an additional secondary teacher, as the current two teachers were stretched covering the range of secondary courses. Another expressed the need for a learning assistance teacher and a specialist in reading.

Other priority areas for funding included "realistic" funding for school administration, increased funding for learning resources and other supplies, and especially adequate transportation funding. Concerns were also expressed about the School Space Accommodations Standards, which were seen as being incompatible with sound education practice.

Schools and their leaders have resorted to a variety of strategies to "get by" financially. All reported seeking outside funding sources through proposal writing including, in one case, the Gaming Commission. Several used fund raising, one used parent volunteers



---

extensively, and two were able to access health agencies for counselling support. Funding in relation to the administrating band was somewhat confused, as perceptions differed about what funding was directed to the school and what funding was directed to the band. The most common perception was that the band provided limited additional support, and was unable to do more.

Considerable dissatisfaction was shown with past funding cuts, especially in special education. As one person described the pattern, “cutback after cutback, then give a little”. INAC as an agency and part of government was harshly judged, although individuals within INAC were often spoken of in positive terms.

Three federal initiatives, especially Gathering Strength, generated very positive comments. Gathering Strength funding has been instrumental in allowing First Nations schools to cope financially. It also has provided recognition of the needs of First Nations schools in several critical areas, including special education, even though the funding in these areas is viewed as being inadequate. The education leaders are looking for a long term commitment to this funding, with some increases. Meanwhile several have incorporated this funding into their financial planning, and would face a financial crisis if it were dropped.

School Evaluation through FNEESC was described as being a useful process by all of those who had experience with it. No concerns were expressed over either funding or time commitment, and continuation of the program was assumed and supported.

Support was also expressed for the technology grant program, along with concern that it might be terminated. The need for continued support to keep technology in the schools at current standards was emphasized. (The program was terminated at the end of the 2001/02 school year.)

Several individuals expressed an interest in finding out more about the advantages and disadvantages of Independent school status, which was seen as having potentially major advantages as well as bringing new problems.

Most reported useful cooperation among First Nations schools, with other First Nations bands and organizations, and with the local public school district. Local school districts were most often viewed as being helpful in small ways. One person described the local district as being “irrelevant”, while one other cited strong positive support and cooperation. There appears to be room for additional cooperation, especially with local school districts in the acquisition of special education expertise and sharing of language and cultural materials, but time and financial constraints restrict the development of such networks.

Funding equity was equated to provincial funding by all parties, not at the block rate but at the level that meets the needs of the schools and the students. One school administrator cited the relatively high per student funding provided to public Alternative schools in the local district. There were occasional remarks suggesting some First

---

Nations schools are slightly better funded than others, but no real concerns; equity between schools is not seen as an issue.

What, then, are the characteristics of an equitable funding system for First Nations schools?

- Funding should cover special education assessment and intervention at a level that meets the needs of the children.
- Funding should recognize the importance each Nation attaches to its language, the expenses of training language teachers and developing materials, and the urgency of action in this area.
- Funding should cover competitive salaries and benefit packages for teachers and other staff, irrespective of whether the bands are part of the Band Employee Benefits programs.
- Funding in other areas, such as administration, operations and maintenance, transportation and learning resources, should be increased to meet needs in these areas.

---

### **13. Recommendations**

Based upon the findings of this report, and the shared commitment of INAC, FNEESC and other parties to provide high quality to First Nations students, it is recommended that:

1. The federal government provide substantial additional funding to permit First Nations to deliver quality education to their children and adult students, addressing the critical issues of sufficient support for special education, the language and culture of the Nation, and competitive teacher salaries and benefits.
2. The federal government begin negotiations with FNEESC, the FNSA and/or individual Nations and bands to determine adequate and appropriate levels of funding.
3. The federal government continue and enhance support for Gathering Strength and school evaluation through FNEESC, and reinstate the Technology Grants program.
4. INAC and FNEESC work with the Ministry of Education to ensure that appropriate funding for First Nations students who transfer from public schools to First Nations schools goes to the First Nations school as a matter of policy.
5. INAC and FNEESC work with the Ministry of Education to find means of allowing First Nations school to award Dogwood Diplomas, without compromise to the standards of the Diploma or to the jurisdiction of the First Nation, and more generally to remove jurisdictional barriers that limit cooperation between the systems.
6. INAC and FNEESC jointly work to persuade the Ministry of Education and the provincial government of the necessity of providing funding and other support for K4 students in public schools.
7. The FNSA provide detailed information and a discussion forum for representatives of First Nations schools on the advantages and disadvantages of Independent school status, and on means of determining the more advantageous funding formula for those who choose to become Independent schools.
8. INAC routinely evaluate both funding formulas for Independent schools and make payments to the school based on the higher amount.
9. INAC and FNEESC explore ways of maintaining accessible school level and eventually student level databases for research and school improvement activities in a manner acceptable to those First Nations operating schools.



---

**Appendix A**  
**Data and Information Sources**

---

---

## Appendix A Data and Information Sources

The following sources of data and information were used for this study:

1. Indian and Northern Affairs Canada (INAC):
    - a. *Allocation, Reporting and Coding Handbook (ARCH), 2002/03*
    - b. Band School Funding Formula, 2002/03.
    - c. *BC Region Band Operated Schools: A Review of Space Accommodation*, 2001, which provided insights into INAC databases and school facility sizes by band.
    - d. Spreadsheets and reports summarizing cost factors, student enrolments by grade and by age (school age or adult), geographic indices for all bands, and updated public school block rates (2001).
    - e. Extensive notes, clarifications and corrections by e-mail, telephone and in person, in response to questions (2001).
    - f. Band Classification Manual, 2000.
    - g. DIAND Cost Reference Manual, 2001.
  
  2. FNESC/FNSA:
    - a. List of First Nations schools with addresses.
    - b. Regional classification of schools.
    - c. Gathering Strength, Special Education and Co-op allocations to schools.
    - d. *Annual Report, 2000/01*.
    - e. Clarifications on status of a number of schools, and on a variety of issues.
  
  3. Ministry of Education
    - a. *Budget Instruction Manual, 2002/03*.
    - b. *Operating Grants Manual, 2002/03*
    - c. Student Level data (Form 1701), all students, September 30, 2002.
    - d. Student enrolments by grade, Independent schools.
    - e. Education association contribution costs.
    - f. *Revenue and Expenditure Tables, 2001/02*.
    - g. *The British Columbia Guide for Independent Schools*.
    - h. *Additional Grants for 2002/03*.
  
  4. Conseil Scolaire Francophone de la Colombie-Britannique:
    - a. Budget statement, 2002/03.
  
  5. Ministry of Children and Family Development:
    - a. *School Based Support Factsheet*.
-

---

**Appendix B**  
**Detailed Calculations of Provincial Allocation:**  
**Kuper Island Band School**

---



**School No.** 1425 **Kuper Island Band School**  
**Band No.:** 650 **PENELAKUT (CFA)**  
**FNSA Region:** 6 **Nu-chah-nuulth/Coast Salish**

**Student FTE (K5 - 12, SS):** 81.000  
 K4 (not costed) 0.000  
 Total FTE: 81.000  
 Total number of students 81 School Type: Elem./Sec.  
 Total Includes Adults: 19 Age Category: School Aged

**Located in School District** 79 Cowichan Valley  
**Block Rate for District:** \$6,502  
**District Enrolment:** 9,827

**Provincial Funding Allocation:**

		# students	/student	/school	
<b>Ministry of Education Formula:</b>					
<b>Base</b>		81.000	\$5,308	\$429,948	\$429,948
<b>Declining Enrolment</b>					
00/01 FTE	90.000				
change	-9.000	8.100	\$2,654	\$21,497	\$21,497
<b>Unique Student Needs</b>					
ESL		14.031	\$1,100	\$15,434	
Aboriginal Education		81.000	\$950	\$76,950	
Special Education Level 1		0.077	\$30,000	\$2,313	
Special Education Level 2		2.351	\$15,000	\$35,270	
Special Education Level 3		0.694	\$6,000	\$4,163	\$134,129
<b>Salary Differential</b>		81.000	\$137	\$11,121	\$11,121 (pro-rated)
<b>Geographic Factors</b>					
Physical/Environmental	2.62%	81.000	\$139	\$11,265	(pro-rated)
<b>Small Communities</b>					
Elementary		52.000		\$100,000	
Secondary		29.000		\$174,000	
Grades 11 and 12		6.000		\$60,000	
					\$345,265
<b>Transportation and Housing</b>		81.000	\$225	\$18,201	\$18,201 (pro-rated)
<b>Formula Buffer</b>		81.000	\$83	\$6,714	\$6,714 (pro-rated)

**School No.** 1425 **Kuper Island Band School**  
**Band No.:** 650 **PENELAKUT (CFA)**  
**FNSA Region:** 6 **Nu-chah-nuulth/Coast Salish**

**Non-Formula Operating Grants (Prorated Provincially except ACG):****Association Grant**

FNESC	\$0.19M	81.000	\$17	\$1,352	
Other	\$2.02M	81.000	\$3	\$280	\$1,633

**Provincial Learning Network**

	\$19.90M	81.000	\$34	\$2,761	\$2,761
--	----------	--------	------	---------	---------

**Learning Resources - Provincial**

	\$4.3M	81.000	\$7	\$597	\$597
--	--------	--------	-----	-------	-------

**Provincial Collective Agreement Funds**

	\$44.76M	81.000	\$77	\$6,209	\$6,209
--	----------	--------	------	---------	---------

**Special Purpose Grants**

	\$18.50M	81.000	\$32	\$2,566	\$2,566
--	----------	--------	------	---------	---------

**Local Capital (pro-rated to district)**

Annual Capital Grant	\$1.71M	81.000	\$174	\$14,097	\$14,097
----------------------	---------	--------	-------	----------	----------

**Ministry of Children and Family**

	\$43M	81.000	\$74	\$5,965	\$5,965
--	-------	--------	------	---------	---------

**Total Operating Budget****\$1,000,704****Total Operating / Student FTE****\$12,354****Major Capital Debt Service (not included above)**

	\$564,030M	81.000	\$966	\$78,247	\$78,247	(prov pro r)
--	------------	--------	-------	----------	----------	--------------

---

**Appendix C**  
**Summary of Provincial, Federal and**  
**Independent School Funding**

---



School			Fund Formula	Base	Adjust	O&M/T Prog. (in \$1,000s)	Other	Total	
<b>Sxoxomic Community School</b>			Prov:	\$356	\$410	\$39	\$79	\$96	\$980
School #	1265	Type: E/S	Federal:	\$343	\$55	\$154	\$61	\$80	\$693
Page #	1	Region: 8	Indep.:	\$492	(incl.)	(incl.)	\$61	\$6	\$559
<b>Gitanyow Independent School</b>			Prov:	\$244	\$216	\$14	\$78	\$34	\$586
School #	1266	Type: E/S	Federal:	\$235	\$47	\$94	\$47	\$69	\$493
Page #	2	Region: 1	Indep.:	\$345	(incl.)	(incl.)	\$47	\$5	\$397
<b>Gitsegukla Elementary</b>			Prov:	\$446	\$515	\$26	\$142	\$62	\$1,192
School #	1267	Type: E/S	Federal:	\$430	\$75	\$179	\$71	\$122	\$878
Page #	3	Region: 1	Indep.:	\$631	(incl.)	(incl.)	\$71	\$8	\$710
<b>Kispiox Community School</b>			Prov:	\$717	\$418	\$42	\$229	\$154	\$1,559
School #	1268	Type: E/S	Federal:	\$691	\$104	\$276	\$100	\$159	\$1,330
Page #	4	Region: 1	Indep.:	\$1,013	(incl.)	(incl.)	\$100	\$12	\$1,125
<b>Lau'wel'new Tribal School</b>			Prov:	\$1,078	\$606	\$24	\$404	\$124	\$2,235
School #	1273	Type: E/S	Federal:	\$1,039	\$42	\$109	\$139	\$82	\$1,410
Page #	5	Region: 6	Indep.:	\$1,274	(incl.)	(incl.)	\$139	\$44	\$1,456
<b>Maaqtusiis Community School</b>			Prov:	\$908	\$655	\$48	\$282	\$143	\$2,036
School #	1274	Type: E/S	Federal:	\$875	\$197	\$358	\$179	\$121	\$1,730
Page #	6	Region: 6	Indep.:	\$1,258	(incl.)	(incl.)	\$179	\$84	\$1,520
<b>Halfway River Day School</b>			Prov:	\$138	\$116	\$13	\$37	\$15	\$318
School #	1275	Type: E/S	Federal:	\$133	\$27	\$79	\$37	\$36	\$312
Page #	7	Region: 3	Indep.:	\$182	(incl.)	(incl.)	\$37	\$2	\$221
<b>Prophet River Dene Tsa</b>			Prov:	\$64	\$114	\$4	\$14	\$7	\$203
School #	1276	Type: E	Federal:	\$61	\$12	\$66	\$29	\$22	\$191
Page #	8	Region: 3	Indep.:	\$93	(incl.)	(incl.)	\$29	\$2	\$124
<b>Tsawataineuk First Nation School</b>			Prov:	\$147	\$266	\$10	\$55	\$46	\$524
School #	1277	Type: E/S	Federal:	\$141	\$42	\$64	\$38	\$45	\$331
Page #	9	Region: 5	Indep.:	\$228	(incl.)	(incl.)	\$38	\$3	\$268
<b>Aatse Davie School</b>			Prov:	\$382	\$401	\$74	\$167	\$100	\$1,125
School #	1279	Type: E/S	Federal:	\$368	\$258	\$115	\$64	\$106	\$911
Page #	10	Region: 3	Indep.:	\$1,182	(incl.)	(incl.)	\$64	\$36	\$1,282
<b>Saikuz Elementary School</b>			Prov:	\$255	\$129	\$25	\$70	\$36	\$516
School #	1280	Type: E	Federal:	\$246	\$33	\$155	\$50	\$30	\$515
Page #	11	Region: 8	Indep.:	\$361	(incl.)	(incl.)	\$50	\$5	\$416
<b>Jean Marie Joseph School</b>			Prov:	\$127	\$217	\$13	\$35	\$18	\$410
School #	1282	Type: E/S	Federal:	\$123	\$20	\$102	\$37	\$69	\$350
Page #	12	Region: 8	Indep.:	\$181	(incl.)	(incl.)	\$37	\$47	\$264

School				Fund	Base	Adjust	O&M/T	Prog.	Other	Total
				Formula	(in \$1,000s)					
<b>Eugene Joseph School</b>				Prov:	\$414	\$291	\$41	\$114	\$59	\$919
School #	1284	Type:	E/S	Federal:	\$399	\$54	\$247	\$66	\$144	\$910
Page #	13	Region:	8	Indep.:	\$587	(incl.)	(incl.)	\$66	\$7	\$661
<b>Haisla Community School</b>				Prov:	\$159	\$114	\$9	\$51	\$42	\$376
School #	1286	Type:	E	Federal:	\$153	\$17	\$116	\$39	\$59	\$385
Page #	14	Region:	2	Indep.:	\$225	(incl.)	(incl.)	\$39	\$3	\$267
<b>Klappan Independent Day School</b>				Prov:	\$359	\$480	\$69	\$157	\$94	\$1,159
School #	1287	Type:	E/S	Federal:	\$346	\$121	\$185	\$62	\$33	\$747
Page #	15	Region:	3	Indep.:	\$1,110	(incl.)	(incl.)	\$62	\$7	\$1,179
<b>Tl'etinqox'tin School</b>				Prov:	\$313	\$131	\$34	\$70	\$46	\$595
School #	1292	Type:	E	Federal:	\$302	\$41	\$214	\$56	\$91	\$704
Page #	16	Region:	8	Indep.:	\$433	(incl.)	(incl.)	\$56	\$5	\$495
<b>Yunesit'en ?esgul (Stone) School</b>				Prov:	\$187	\$156	\$21	\$42	\$36	\$442
School #	1293	Type:	E/S	Federal:	\$180	\$29	\$99	\$41	\$31	\$381
Page #	17	Region:	8	Indep.:	\$259	(incl.)	(incl.)	\$41	\$4	\$304
<b>Morictown Elementary</b>				Prov:	\$372	\$159	\$22	\$119	\$52	\$723
School #	1383	Type:	E	Federal:	\$358	\$45	\$160	\$63	\$69	\$694
Page #	18	Region:	1	Indep.:	\$525	(incl.)	(incl.)	\$63	\$7	\$595
<b>Chief Atahm School</b>				Prov:	\$170	\$164	\$7	\$48	\$26	\$415
School #	1386	Type:	E/S	Federal:	\$164	\$26	\$44	\$40	\$47	\$321
Page #	19	Region:	7	Indep.:	\$216	(incl.)	(incl.)	\$40	\$22	\$278
<b>Yaqan Nuki School</b>				Prov:	\$69	\$106	\$5	\$22	\$9	\$212
School #	1387	Type:	E	Federal:	\$67	\$9	\$62	\$30	\$35	\$203
Page #	20	Region:	4	Indep.:	\$96	(incl.)	(incl.)	\$30	\$2	\$128
<b>Shihiya Elementary Band School</b>				Prov:	\$96	\$103	\$6	\$42	\$19	\$266
School #	1388	Type:	E	Federal:	\$92	\$10	\$43	\$30	\$35	\$210
Page #	21	Region:	7	Indep.:	\$124	(incl.)	(incl.)	\$30	\$2	\$156
<b>Chehalis Community Band School</b>				Prov:	\$711	\$629	\$41	\$158	\$86	\$1,625
School #	1394	Type:	E/S	Federal:	\$686	\$45	\$131	\$100	\$130	\$1,090
Page #	22	Region:	6	Indep.:	\$993	(incl.)	(incl.)	\$100	\$36	\$1,128
<b>Chilliwack Landing Pre-school</b>				Prov:	\$90	\$101	\$3	\$24	\$7	\$226
School #	1398	Type:	E	Federal:	\$87	\$3	\$29	\$23	\$15	\$158
Page #	23	Region:	6	Indep.:	\$105	(incl.)	(incl.)	\$23	\$2	\$130
<b>Sn-c'c' a-mala?-tn School</b>				Prov:	\$37	\$107	\$1	\$11	\$27	\$184
School #	1401	Type:	E/S	Federal:	\$36	\$4	\$12	\$17	\$20	\$88
Page #	24	Region:	4	Indep.:	\$44	(incl.)	(incl.)	\$17	\$1	\$62

School				Fund Formula	Base	Adjust	O&M/T	Prog.	Other	Total
				(in \$1,000s)						
<b>Kitasoo Community School</b>				Prov:	\$483	\$636	\$65	\$291	\$84	\$1,560
School #	1417	Type:	E/S	Federal:	\$466	\$326	\$221	\$76	\$126	\$1,214
Page #	25	Region:	2	Indep.:	\$1,193	(incl.)	(incl.)	\$76	\$8	\$1,277
<b>Bella Bella Community School</b>				Prov:	\$1,401	\$1,192	\$188	\$845	\$288	\$3,913
School #	1419	Type:	E/S	Federal:	\$1,351	\$912	\$398	\$175	\$121	\$2,957
Page #	26	Region:	5	Indep.:	\$3,461	(incl.)	(incl.)	\$175	\$77	\$3,713
<b>Iiyus Stluliquil School</b>				Prov:	\$212	\$106	\$9	\$66	\$32	\$425
School #	1422	Type:	E	Federal:	\$205	\$8	\$43	\$38	\$34	\$327
Page #	27	Region:	6	Indep.:	\$260	(incl.)	(incl.)	\$38	\$5	\$303
<b>Qwam Qwum Stalicut School</b>				Prov:	\$69	\$101	\$1	\$30	\$8	\$209
School #	1423	Type:	E	Federal:	\$67	\$4	\$31	\$23	\$28	\$153
Page #	28	Region:	6	Indep.:	\$82	(incl.)	(incl.)	\$23	\$2	\$107
<b>Boquilla</b>				Prov:	\$101	\$103	\$4	\$31	\$12	\$251
School #	1424	Type:	E	Federal:	\$97	\$14	\$40	\$29	\$22	\$202
Page #	29	Region:	6	Indep.:	\$124	(incl.)	(incl.)	\$29	\$2	\$155
<b>Kuper Island Band School</b>				Prov:	\$430	\$345	\$18	\$134	\$73	\$1,001
School #	1425	Type:	E/S	Federal:	\$414	\$48	\$163	\$70	\$77	\$772
Page #	30	Region:	6	Indep.:	\$527	(incl.)	(incl.)	\$70	\$8	\$604
<b>Haahuupayak School</b>				Prov:	\$701	\$180	\$37	\$218	\$110	\$1,246
School #	1426	Type:	E	Federal:	\$675	\$27	\$277	\$110	\$45	\$1,133
Page #	31	Region:	6	Indep.:	\$971	(incl.)	(incl.)	\$110	\$11	\$1,092
<b>Gwa'Sala'Nakwaxda'xw School</b>				Prov:	\$425	\$212	\$28	\$161	\$57	\$882
School #	1429	Type:	E	Federal:	\$409	\$35	\$107	\$67	\$33	\$651
Page #	32	Region:	5	Indep.:	\$661	(incl.)	(incl.)	\$67	\$7	\$735
<b>T'lisalagi'lakw School</b>				Prov:	\$228	\$143	\$15	\$86	\$115	\$588
School #	1432	Type:	E/S	Federal:	\$220	\$68	\$172	\$46	\$93	\$599
Page #	33	Region:	5	Indep.:	\$355	(incl.)	(incl.)	\$46	\$4	\$405
<b>N'Kwala Elem./Sec. School</b>				Prov:	\$204	\$134	\$10	\$67	\$29	\$444
School #	1438	Type:	E/S	Federal:	\$197	\$32	\$165	\$44	\$41	\$479
Page #	34	Region:	4	Indep.:	\$274	(incl.)	(incl.)	\$44	\$4	\$322
<b>Morris Williams Memorial Pre-School</b>				Prov:	\$40	\$105	\$4	\$11	\$6	\$165
School #	1439	Type:	E	Federal:	\$38	\$6	\$8	\$16	\$4	\$73
Page #	35	Region:	8	Indep.:	\$56	(incl.)	(incl.)	\$16	\$1	\$74
<b>Tsay Keh Dene School</b>				Prov:	\$289	\$277	\$28	\$80	\$41	\$716
School #	1440	Type:	E/S	Federal:	\$279	\$159	\$68	\$54	\$45	\$605
Page #	36	Region:	3	Indep.:	\$410	(incl.)	(incl.)	\$54	\$5	\$470



School			Fund Formula	Base	Adjust	O&M/T	Prog.	Other	Total
			(in \$1,000s)						
<b>Chief Matthews Community School</b>			Prov:	\$133	\$137	\$8	\$40	\$52	\$370
School #	1444	Type: E	Federal:	\$128	\$35	\$137	\$32	\$20	\$351
Page #	37	Region: 2	Indep.:	\$248	(incl.)	(incl.)	\$32	\$2	\$282
<b>Xit'olacw Community Band School</b>			Prov:	\$945	\$651	\$30	\$295	\$135	\$2,056
School #	1458	Type: E/S	Federal:	\$911	\$100	\$286	\$124	\$199	\$1,620
Page #	38	Region: 6	Indep.:	\$1,214	(incl.)	(incl.)	\$124	\$52	\$1,391
<b>Seabird Island Community School</b>			Prov:	\$1,047	\$695	\$61	\$232	\$127	\$2,162
School #	1461	Type: E/S	Federal:	\$1,009	\$40	\$210	\$136	\$80	\$1,475
Page #	39	Region: 6	Indep.:	\$1,461	(incl.)	(incl.)	\$136	\$40	\$1,637
<b>Chi Chuy Preschool</b>			Prov:	\$85	\$108	\$5	\$25	\$11	\$234
School #	1462	Type: E	Federal:	\$82	\$3	\$32	\$27	\$36	\$180
Page #	40	Region: 6	Indep.:	\$115	(incl.)	(incl.)	\$27	\$2	\$144
<b>Klusklus Survival School</b>			Prov:	\$64	\$122	\$5	\$14	\$11	\$216
School #	1473	Type: E/S	Federal:	\$61	\$18	\$59	\$30	\$31	\$200
Page #	41	Region: 8	Indep.:	\$87	(incl.)	(incl.)	\$30	\$2	\$119
<b>Acwsalcta Nuxalk</b>			Prov:	\$637	\$885	\$86	\$384	\$129	\$2,120
School #	1487	Type: E/S	Federal:	\$614	\$175	\$219	\$90	\$179	\$1,278
Page #	42	Region: 5	Indep.:	\$1,573	(incl.)	(incl.)	\$90	\$56	\$1,719
<b>Nak'albun Elem</b>			Prov:	\$361	\$164	\$35	\$100	\$51	\$712
School #	4725	Type: E	Federal:	\$348	\$47	\$157	\$61	\$42	\$655
Page #	43	Region: 8	Indep.:	\$512	(incl.)	(incl.)	\$61	\$6	\$579
<b>Hartley Bay Elem/Sec</b>			Prov:	\$301	\$349	\$7	\$123	\$40	\$819
School #	4760	Type: E/S	Federal:	\$290	\$87	\$214	\$55	\$31	\$677
Page #	44	Region: 2	Indep.:	\$439	(incl.)	(incl.)	\$55	\$5	\$499
<b>Lach Klan Elem/Sec</b>			Prov:	\$481	\$353	\$11	\$197	\$97	\$1,138
School #	4761	Type: E/S	Federal:	\$463	\$127	\$622	\$75	\$126	\$1,413
Page #	45	Region: 2	Indep.:	\$701	(incl.)	(incl.)	\$75	\$8	\$784
<b>Lax Kwa'alaams</b>			Prov:	\$878	\$587	\$19	\$360	\$122	\$1,967
School #	4762	Type: E/S	Federal:	\$847	\$93	\$784	\$119	\$79	\$1,922
Page #	46	Region: 2	Indep.:	\$1,282	(incl.)	(incl.)	\$119	\$26	\$1,426
<b>Eliza Archie Memorial School</b>			Prov:	\$138	\$111	\$15	\$31	\$37	\$332
School #	5692	Type: E	Federal:	\$133	\$21	\$190	\$37	\$71	\$453
Page #	47	Region: 7	Indep.:	\$191	(incl.)	(incl.)	\$37	\$2	\$231
<b>Nus Wadeezulh Community School</b>			Prov:	\$200	\$218	\$20	\$55	\$134	\$627
School #	5707	Type: E/S	Federal:	\$193	\$68	\$130	\$45	\$43	\$479
Page #	48	Region: 8	Indep.:	\$284	(incl.)	(incl.)	\$45	\$3	\$332

School				Fund	Base	Adjust	O&M/T	Prog.	Other	Total
				Formula	(in \$1,000s)					
<b>Hot Springs Cove</b>				Prov:	\$85	\$105	\$4	\$26	\$13	\$234
School #	5872	Type:	E	Federal:	\$82	\$27	\$34	\$25	\$22	\$189
Page #	49	Region:	6	Indep.:	\$118	(incl.)	(incl.)	\$25	\$2	\$145
<b>Tsi Deldel School</b>				Prov:	\$239	\$209	\$26	\$53	\$61	\$588
School #	5896	Type:	E/S	Federal:	\$230	\$37	\$152	\$49	\$46	\$514
Page #	50	Region:	8	Indep.:	\$331	(incl.)	(incl.)	\$49	\$5	\$384
<b>Kyah Wiget Adult Centre</b>				Prov:	\$76	\$242	\$4	\$24	\$18	\$365
School #	6034	Type:	E/S	Federal:	\$73	\$9	\$33	\$32	\$14	\$161
Page #	51	Region:	1	Indep.:	\$107	(incl.)	(incl.)	\$32	\$2	\$141
<b>Gitwangak Adult Program</b>				Prov:	\$86	\$286	\$5	\$27	\$12	\$415
School #	6103	Type:	S	Federal:	\$82	\$16	\$33	\$33	\$53	\$218
Page #	52	Region:	1	Indep.:	\$121	(incl.)	(incl.)	\$33	\$2	\$156
<b>Tl'azten Adult Learning Centre</b>				Prov:	\$75	\$193	\$7	\$21	\$87	\$384
School #	6186	Type:	S	Federal:	\$72	\$10	\$45	\$32	\$27	\$185
Page #	53	Region:	8	Indep.:	\$106	(incl.)	(incl.)	\$32	\$2	\$140
<b>Outma Squilxw Cultural</b>				Prov:	\$138	\$104	\$3	\$43	\$66	\$354
School #	6334	Type:	E	Federal:	\$133	\$12	\$35	\$36	\$22	\$237
Page #	54	Region:	4	Indep.:	\$167	(incl.)	(incl.)	\$36	\$2	\$205
<b>George Manuel Institute</b>				Prov:	\$186	\$445	\$7	\$53	\$28	\$719
School #	6343	Type:	E/S	Federal:	\$179	\$24	\$20	\$43	\$78	\$344
Page #	55	Region:	7	Indep.:	\$236	(incl.)	(incl.)	\$43	\$41	\$320
<b>Muskoti Learning Center</b>				Prov:	\$171	\$361	\$21	\$58	\$23	\$635
School #	6346	Type:	E/S	Federal:	\$165	\$29	\$58	\$42	\$26	\$320
Page #	56	Region:	3	Indep.:	\$259	(incl.)	(incl.)	\$42	\$3	\$304
<b>Stein Valley / N'lakapamux Schools</b>				Prov:	\$555	\$536	\$52	\$170	\$50	\$1,363
School #	6612	Type:	E/S	Federal:	\$535	\$72	\$187	\$82	\$61	\$936
Page #	57	Region:	7	Indep.:	\$899	(incl.)	(incl.)	\$82	\$32	\$1,013
<b>Wagalus School</b>				Prov:	\$74	\$112	\$5	\$28	\$10	\$229
School #	6640	Type:	E	Federal:	\$72	\$6	\$29	\$25	\$23	\$155
Page #	58	Region:	5	Indep.:	\$116	(incl.)	(incl.)	\$25	\$2	\$143
<b>Jean Marie Joseph Adult Centre</b>				Prov:	\$86	\$270	\$8	\$24	\$22	\$410
School #	6651	Type:	S	Federal:	\$83	\$13	\$69	\$33	\$17	\$215
Page #	59	Region:	8	Indep.:	\$122	(incl.)	(incl.)	\$33	\$2	\$157
<b>First Nations Highschool (Hazelton)</b>				Prov:	\$387	\$483	\$23	\$124	\$54	\$1,071
School #	6908	Type:	S	Federal:	\$373	\$56	\$149	\$65	\$95	\$739
Page #	60	Region:	1	Indep.:	\$548	(incl.)	(incl.)	\$65	\$54	\$667

School				Fund Formula	Base	Adjust	O&M/T Prog. (in \$1,000s)	Other	Total	
<b>GitGingolx Wilp Wiloxskw Adult</b>				Prov:	\$104	\$398	\$16	\$43	\$13	\$573
School #	6932	Type:	S	Federal:	\$100	\$35	\$0	\$35	\$24	\$193
Page #	61	Region:	2	Indep.:	\$236	(incl.)	(incl.)	\$35	\$2	\$273
<b>Rosie Seymour Elementary</b>				Prov:	\$106	\$114	\$10	\$33	\$20	\$282
School #	7114	Type:	E	Federal:	\$102	\$16	\$19	\$35	\$29	\$201
Page #	62	Region:	7	Indep.:	\$172	(incl.)	(incl.)	\$35	\$2	\$209
<b>Penticton Indian Band Education Centre</b>				Prov:	\$170	\$440	\$4	\$53	\$49	\$716
School #	7117	Type:	S	Federal:	\$164	\$15	\$43	\$42	\$96	\$360
Page #	63	Region:	4	Indep.:	\$206	(incl.)	(incl.)	\$42	\$73	\$320
<b>Switzemalph Adult Learning Centre</b>				Prov:	\$185	\$463	\$11	\$81	\$23	\$763
School #	7120	Type:	S	Federal:	\$178	\$29	\$48	\$43	\$31	\$329
Page #	64	Region:	7	Indep.:	\$240	(incl.)	(incl.)	\$43	\$3	\$286
<b>Takla Lake Adult Centre</b>				Prov:	\$117	\$266	\$12	\$32	\$17	\$444
School #	7136	Type:	S	Federal:	\$113	\$40	\$76	\$36	\$25	\$291
Page #	65	Region:	8	Indep.:	\$167	(incl.)	(incl.)	\$36	\$2	\$205
<b>Ted Williams Memorial Learning Centre</b>				Prov:	\$182	\$476	\$18	\$50	\$38	\$764
School #	7326	Type:	S	Federal:	\$175	\$28	\$38	\$43	\$15	\$299
Page #	66	Region:	8	Indep.:	\$258	(incl.)	(incl.)	\$43	\$3	\$304
<b>Waglisla Integrated Studies</b>				Prov:	\$153	\$496	\$21	\$92	\$35	\$797
School #	7331	Type:	S	Federal:	\$148	\$100	\$44	\$40	\$7	\$338
Page #	67	Region:	5	Indep.:	\$379	(incl.)	(incl.)	\$40	\$3	\$421
<b>Secwepemc Cultural Education Society</b>				Prov:	\$89	\$330	\$4	\$25	\$19	\$466
School #	7600	Type:	S	Federal:	\$86	\$14	\$32	\$33	\$16	\$180
Page #	68	Region:	7	Indep.:	\$113	(incl.)	(incl.)	\$33	\$2	\$148
<b>Lip'Alhye School</b>				Prov:	\$223	\$603	\$30	\$134	\$48	\$1,038
School #	7636	Type:	S	Federal:	\$215	\$61	\$77	\$47	\$47	\$447
Page #	69	Region:	5	Indep.:	\$551	(incl.)	(incl.)	\$47	\$3	\$601
<b>Kwadacha Dune Ty Centre</b>				Prov:	\$133	\$287	\$26	\$58	\$35	\$538
School #	8101	Type:	E/S	Federal:	\$128	\$90	\$40	\$38	\$26	\$322
Page #	70	Region:	3	Indep.:	\$410	(incl.)	(incl.)	\$38	\$2	\$450
<b>A'Q'Amnik Elementary</b>				Prov:	\$144	\$110	\$6	\$46	\$22	\$328
School #	8121	Type:	E	Federal:	\$138	\$12	\$44	\$38	\$36	\$269
Page #	71	Region:	4	Indep.:	\$190	(incl.)	(incl.)	\$38	\$3	\$230
<b>K'ay Skak Higher Learning Centre</b>				Prov:	\$111	\$249	\$11	\$31	\$16	\$418
School #	8141	Type:	S	Federal:	\$107	\$17	\$23	\$35	\$47	\$230
Page #	72	Region:	8	Indep.:	\$158	(incl.)	(incl.)	\$35	\$40	\$233

School			Fund Formula	Base	Adjust	O&M/T Prog. (in \$1,000s)	Other	Total	
<b>Na Aksa Gila Kyew Learning Centre</b>			Prov:	\$84	\$218	\$5	\$27	\$12	\$345
School #	8144	Type: E/S	Federal:	\$81	\$9	\$0	\$32	\$23	\$145
Page #	73	Region: 2	Indep.:	\$118	(incl.)	(incl.)	\$32	\$2	\$152
<b>Tlesqox Elementary</b>			Prov:	\$50	\$104	\$6	\$11	\$6	\$177
School #	8162	Type: E	Federal:	\$49	\$8	\$31	\$29	\$2	\$119
Page #	74	Region: 8	Indep.:	\$70	(incl.)	(incl.)	\$29	\$2	\$100
<b>Chalo School</b>			Prov:	\$464	\$268	\$28	\$105	\$63	\$930
School #	8778	Type: E/S	Federal:	\$448	\$56	\$149	\$72	\$36	\$762
Page #	75	Region: 3	Indep.:	\$680	(incl.)	(incl.)	\$72	\$9	\$761
<b>Fort Babine Elementary</b>			Prov:	\$64	\$107	\$6	\$18	\$30	\$225
School #	8801	Type: E	Federal:	\$61	\$10	\$13	\$30	\$6	\$120
Page #	76	Region: 8	Indep.:	\$90	(incl.)	(incl.)	\$30	\$2	\$122
<b>Neqweyqwelsten School</b>			Prov:	\$165	\$104	\$7	\$47	\$23	\$345
School #	8860	Type: E	Federal:	\$159	\$25	\$58	\$40	\$29	\$311
Page #	77	Region: 7	Indep.:	\$209	(incl.)	(incl.)	\$40	\$3	\$252
<b>Head of the Lake School</b>			Prov:	\$223	\$177	\$13	\$49	\$27	\$490
School #	9045	Type: E/S	Federal:	\$215	\$59	\$58	\$47	\$28	\$407
Page #	78	Region: 7	Indep.:	\$311	(incl.)	(incl.)	\$47	\$3	\$362
<b>Coldwater Resource Tech</b>			Prov:	\$80	\$217	\$4	\$26	\$9	\$335
School #	9067	Type: S	Federal:	\$77	\$8	\$44	\$32	\$10	\$171
Page #	79	Region: 7	Indep.:	\$107	(incl.)	(incl.)	\$32	\$2	\$140
<b>Coldwater School</b>			Prov:	\$162	\$115	\$8	\$53	\$28	\$366
School #	9137	Type: E	Federal:	\$156	\$17	\$90	\$39	\$18	\$320
Page #	80	Region: 7	Indep.:	\$217	(incl.)	(incl.)	\$39	\$3	\$258
<b>Sk'il' Mountain Community School</b>			Prov:	\$399	\$501	\$13	\$125	\$51	\$1,089
School #	9142	Type: E/S	Federal:	\$385	\$52	\$326	\$65	\$68	\$896
Page #	81	Region: 6	Indep.:	\$513	(incl.)	(incl.)	\$65	\$22	\$600
<b>Blueberry Band School</b>			Prov:	\$58	\$104	\$5	\$16	\$19	\$203
School #	9278	Type: E	Federal:	\$56	\$11	\$71	\$25	\$41	\$205
Page #	82	Region: 3	Indep.:	\$77	(incl.)	(incl.)	\$25	\$2	\$104
<b>Nagwuntl'oo School</b>			Prov:	\$69	\$105	\$8	\$15	\$24	\$221
School #	9280	Type: E	Federal:	\$67	\$21	\$80	\$25	\$34	\$226
Page #	83	Region: 8	Indep.:	\$95	(incl.)	(incl.)	\$25	\$2	\$122
<b>Stu'ate Lelum Secondary</b>			Prov:	\$653	\$503	\$10	\$288	\$73	\$1,527
School #	9294	Type: S	Federal:	\$629	\$25	\$77	\$94	\$146	\$972
Page #	84	Region: 6	Indep.:	\$774	(incl.)	(incl.)	\$94	\$47	\$915



School				Fund Formula	Base	Adjust	O&M/T Prog. (in \$1,000s)	Other	Total	
<b>Ya Thuy Thut Training Centre</b>				Prov:	\$281	\$406	\$12	\$88	\$34	\$821
School #	9338	Type:	S	Federal:	\$271	\$11	\$57	\$54	\$42	\$435
Page #	85	Region:	6	Indep.:	\$345	(incl.)	(incl.)	\$54	\$5	\$403
<b>Bonaparte School</b>				Prov:	\$37	\$105	\$3	\$11	\$19	\$176
School #	9376	Type:	E	Federal:	\$36	\$6	\$23	\$27	\$10	\$101
Page #	86	Region:	7	Indep.:	\$60	(incl.)	(incl.)	\$27	\$1	\$89
<b>Sensisyusten House of Learning</b>				Prov:	\$228	\$102	\$5	\$82	\$62	\$479
School #	9837	Type:	E	Federal:	\$220	\$19	\$61	\$45	\$52	\$396
Page #	87	Region:	4	Indep.:	\$256	(incl.)	(incl.)	\$45	\$4	\$305
<b>Sen*Pok*Chin</b>				Prov:	\$170	\$157	\$8	\$50	\$19	\$404
School #	9914	Type:	E/S	Federal:	\$164	\$15	\$61	\$40	\$56	\$336
Page #	88	Region:	4	Indep.:	\$222	(incl.)	(incl.)	\$40	\$22	\$284

## Explanation of Items:

Base Funding	Provincial:	Base Funding
	Federal:	Unit Funding
	Independent:	Block Funding
Adjustments:	Provincial:	Physical and Environmental, Small Community
	Federal:	Geographic, Small School, Administration
	Independent:	(included in Base)
O&M, Trans.	Provincial:	Transportation and Housing
	Federal:	Operations and Maintenance, Transportation
	Independent:	(included in Base)
Programs	Provincial:	Special Education, Aboriginal Education, ESL
	Federal:	Gathering Strength, Cooperative Education
	Independent:	Special Education, Gathering Strength, Cooperative Education
Other	Provincial:	Non-formula, Salary Differential, etc.
	Federal:	FNESC support, Band Benefits, Administration, etc.
	Independent:	FNESC support, Evaluation

School Type:	E	Elementary
	S	Secondary
	E/S	Elementary/Secondary

Funding Formula:	Provincial	As public school in local school district
	Federal	Band Operated school formula
	Independent	Independent School Formula

Region	1	Gitksan/Wet'suwet'en
	2	Haida/Tsimshian/Haisla/Nisga'a
	3	Kaska/Dene/Tahltan/Tagish/Inland Tlingit
	4	Kootenay/Okanagan
	5	Kwaiutl/Heiltsuk/Nuxalk/Oweekeno
	6	Nu-chah-nuulth/Coast Salish
	7	Secwepemic/Stl'at'imc/Nlaka'pamux
	8	Tsilqot'in/Carrier/Sekani

---

**Appendix D**  
**Provincial Allocation Summaries for First Nations Schools**

---

<b>School No.</b>	<b>1265</b>	<b>Sxoxomic Community School</b>
<b>Band No.:</b>	<b>711</b>	<b>ESKETEMC (CFA)</b>
<b>FNSA Region:</b>	<b>8</b>	<b>Tsilqot'in/Carrier/Sekani</b>
<b>Student FTE (K5 - 12, SS):</b>	<b>67.000</b>	
K4 (not costed)	2.500	
Total FTE:	69.500	
Total number of students:	72	School Type: Elem./Sec.
Total Includes Adults:	3	Age Category: School Aged
<b>Located in School District</b>	<b>27</b>	<b>Cariboo-Chilcotin</b>
<b>Block Rate for District:</b>	<b>\$7,346</b>	
<b>District Enrolment:</b>	<b>7,182</b>	

### Provincial Funding Allocation:

#### Ministry of Education Formula:

##### Base Funding

Unit Funding @ \$5308	\$355,636	
Declining Enrolment	\$53,398	
<b>Total</b>		<b>\$409,034</b>

##### Unique Student Needs

ESL	\$0	
Aboriginal Education	\$63,650	
Special Education	\$15,761	
<b>Total</b>		<b>\$79,411</b>

##### Geographic Factors

Physical and Environmental	\$28,024	
Small Communities	\$382,000	
<b>Total</b>		<b>\$410,024</b>

##### Other Formula Funding

Salary Differential	\$12,099	
Transportation and Housing	\$39,162	
Formula Buffer	\$0	
<b>Total</b>		<b>\$51,262</b>

##### Non-Formula Operating Grants

Grants to Education Associations	\$1,350	
Provincial Learning Network	\$2,284	
Learning Resources - Provincial	\$493	
Provincial Collective Agreement Funds	\$5,136	
Special Purpose Grants	\$2,123	
Local Capital	\$13,905	
Ministry of Children and Family	\$4,934	
<b>Total</b>		<b>\$30,225</b>

**Total Operating: Provincial** **\$979,957**

**Total Operating / Student FTE** **\$14,626**

Major Capital (not included above) \$64,723



**School No.** 1266  
**Band No.:** 537  
**FNSA Region:** 1

**Gitanyow Independent School**  
**GITANYOW (CFNFA)**  
**Gitksan/Wet'suwet'en**

<b>Student FTE (K5 - 12, SS):</b>	<b>46.000</b>	
K4 (not costed)	5.500	
Total FTE:	51.500	
Total number of students:	57	School Type: Elem./Sec.
Total Includes Adults:	13	Age Category: School Aged
<b>Located in School District</b>	<b>82</b>	<b>Coast Mountains</b>
<b>Block Rate for District:</b>	<b>\$7,507</b>	
<b>District Enrolment:</b>	<b>6,896</b>	

### Provincial Funding Allocation:

#### Ministry of Education Formula:

##### Base Funding

Unit Funding @ \$5308	\$244,168
Declining Enrolment	\$0

**Total** **\$244,168**

##### Unique Student Needs

ESL	\$6,017
Aboriginal Education	\$43,700
Special Education	\$28,251

**Total** **\$77,968**

##### Geographic Factors

Physical and Environmental	\$21,707
Small Communities	\$194,000

**Total** **\$215,707**

##### Other Formula Funding

Salary Differential	\$7,633
Transportation and Housing	\$14,448
Formula Buffer	\$4,093

**Total** **\$26,174**

##### Non-Formula Operating Grants

Grants to Education Associations	\$927
Provincial Learning Network	\$1,568
Learning Resources - Provincial	\$339
Provincial Collective Agreement Funds	\$3,526
Special Purpose Grants	\$1,457
Local Capital	\$10,987
Ministry of Children and Family	\$3,388

**Total** **\$22,192**

**Total Operating: Provincial** **\$586,208**

**Total Operating / Student FTE** **\$12,744**

Major Capital (not included above) \$44,436

<b>School No.</b>	<b>1267</b>	<b>Gitsegukla Elementary</b>
<b>Band No.:</b>	<b>535</b>	<b>GITSEGUOLA (CFA)</b>
<b>FNSA Region:</b>	<b>1</b>	<b>Gitksan/Wet'suwet'en</b>
<b>Student FTE (K5 - 12, SS):</b>	<b>84.000</b>	
K4 (not costed)	1.500	
<b>Total FTE:</b>	<b>85.500</b>	Independent School
Total number of students:	87	School Type: Elem./Sec.
Total Includes Adults:	38	Age Category: Mixed Ages
<b>Located in School District</b>	<b>82</b>	Coast Mountains
<b>Block Rate for District:</b>	<b>\$7,507</b>	
<b>District Enrolment:</b>	<b>6,896</b>	

### Provincial Funding Allocation:

#### Ministry of Education Formula:

##### Base Funding

Unit Funding @ \$5308	\$445,872
Declining Enrolment	\$0

**Total** **\$445,872**

##### Unique Student Needs

ESL	\$10,987
Aboriginal Education	\$79,800
Special Education	\$51,589

**Total** **\$142,377**

##### Geographic Factors

Physical and Environmental	\$39,638
Small Communities	\$475,750

**Total** **\$515,388**

##### Other Formula Funding

Salary Differential	\$13,938
Transportation and Housing	\$26,382
Formula Buffer	\$7,475

**Total** **\$47,795**

##### Non-Formula Operating Grants

Grants to Education Associations	\$1,693
Provincial Learning Network	\$2,863
Learning Resources - Provincial	\$619
Provincial Collective Agreement Funds	\$6,439
Special Purpose Grants	\$2,662
Local Capital	\$20,063
Ministry of Children and Family	\$6,186

**Total** **\$40,524**

**Total Operating: Provincial** **\$1,191,956**

**Total Operating / Student FTE** **\$14,190**

Major Capital (not included above) **\$81,145**

<b>School No.</b>	<b>1268</b>	<b>Kispiox Community School</b>
<b>Band No.:</b>	<b>532</b>	<b>KISPLOX (CFNFA)</b>
<b>FNSA Region:</b>	<b>1</b>	<b>Gitksan/Wet'suwet'en</b>
<b>Student FTE (K5 - 12, SS):</b>	<b>135.000</b>	
K4 (not costed)	6.500	
<b>Total FTE:</b>	<b>141.500</b>	Independent School
Total number of students:	148	School Type: Elem./Sec.
Total Includes Adults:	0	Age Category: School Aged
<b>Located in School District</b>	<b>82</b>	<b>Coast Mountains</b>
<b>Block Rate for District:</b>	<b>\$7,507</b>	
<b>District Enrolment:</b>	<b>6,896</b>	

### Provincial Funding Allocation:

#### Ministry of Education Formula:

##### Base Funding

Unit Funding @ \$5308	\$716,580	
Declining Enrolment	\$54,221	
<b>Total</b>		<b>\$770,801</b>

##### Unique Student Needs

ESL	\$17,658	
Aboriginal Education	\$128,250	
Special Education	\$82,911	
<b>Total</b>		<b>\$228,819</b>

##### Geographic Factors

Physical and Environmental	\$63,704	
Small Communities	\$354,000	
<b>Total</b>		<b>\$417,704</b>

##### Other Formula Funding

Salary Differential	\$22,401	
Transportation and Housing	\$42,400	
Formula Buffer	\$12,013	
<b>Total</b>		<b>\$76,814</b>

##### Non-Formula Operating Grants

Grants to Education Associations	\$2,721	
Provincial Learning Network	\$4,601	
Learning Resources - Provincial	\$994	
Provincial Collective Agreement Funds	\$10,349	
Special Purpose Grants	\$4,277	
Local Capital	\$32,243	
Ministry of Children and Family	\$9,942	
<b>Total</b>		<b>\$65,128</b>

**Total Operating: Provincial** **\$1,559,267**

**Total Operating / Student FTE** **\$11,550**

Major Capital (not included above) \$130,411

<b>School No.</b>	<b>1273</b>	<b>Lau'wel'new Tribal School</b>
<b>Band No.:</b>	<b>653</b>	<b>TSARTLIP (CFA)</b>
<b>FNSA Region:</b>	<b>6</b>	<b>Nu-chah-nuulth/Coast Salish</b>
<b>Student FTE (K5 - 12, SS):</b>	<b>203.000</b>	
K4 (not costed)	18.500	
<b>Total FTE:</b>	<b>221.500</b>	
Total number of students:	282	School Type: Elem./Sec.
Total Includes Adults:	67	Age Category: School Aged
<b>Located in School District</b>	<b>63</b>	<b>Saanich</b>
<b>Block Rate for District:</b>	<b>\$6,274</b>	
<b>District Enrolment:</b>	<b>8,704</b>	

### Provincial Funding Allocation:

#### Ministry of Education Formula:

##### Base Funding

Unit Funding @ \$5308	\$1,077,524
Declining Enrolment	\$0

<b>Total</b>	<b>\$1,077,524</b>
--------------	--------------------

##### Unique Student Needs

ESL	\$41,720
Aboriginal Education	\$192,850
Special Education	\$169,461

<b>Total</b>	<b>\$404,031</b>
--------------	------------------

##### Geographic Factors

Physical and Environmental	\$27,369
Small Communities	\$578,950

<b>Total</b>	<b>\$606,319</b>
--------------	------------------

##### Other Formula Funding

Salary Differential	\$40,013
Transportation and Housing	\$23,590
Formula Buffer	\$0

<b>Total</b>	<b>\$63,603</b>
--------------	-----------------

##### Non-Formula Operating Grants

Grants to Education Associations	\$4,091
Provincial Learning Network	\$6,919
Learning Resources - Provincial	\$1,495
Provincial Collective Agreement Funds	\$15,562
Special Purpose Grants	\$6,432
Local Capital	\$34,245
Ministry of Children and Family	\$14,950

<b>Total</b>	<b>\$83,694</b>
--------------	-----------------

<b>Total Operating: Provincial</b>	<b>\$2,235,171</b>
------------------------------------	--------------------

<b>Total Operating / Student FTE</b>	<b>\$11,011</b>
--------------------------------------	-----------------

Major Capital (not included above)	\$196,100
------------------------------------	-----------



<b>School No.</b>	<b>1274</b>	<b>Maaqtusiis Community School</b>
<b>Band No.:</b>	<b>659</b>	<b>Ahousaht (CFNFA)</b>
<b>FNSA Region:</b>	<b>6</b>	<b>Nu-chah-nuulth/Coast Salish</b>
<b>Student FTE (K5 - 12, SS):</b>	<b>171.000</b>	
K4 (not costed)	0.000	
<b>Total FTE:</b>	<b>171.000</b>	Independent School
Total number of students:	178	School Type: Elem./Sec.
Total Includes Adults:	0	Age Category: School Aged
<b>Located In School District</b>	<b>70</b>	Alberni
<b>Block Rate for District:</b>	<b>\$7,354</b>	
<b>District Enrolment:</b>	<b>4,976</b>	

### Provincial Funding Allocation:

#### Ministry of Education Formula:

<b>Base Funding</b>		
Unit Funding @ \$5308	\$907,668	
Declining Enrolment	\$0	
<b>Total</b>		<b>\$907,668</b>
<b>Unique Student Needs</b>		
ESL	\$0	
Aboriginal Education	\$162,450	
Special Education	\$119,549	
<b>Total</b>		<b>\$281,999</b>
<b>Geographic Factors</b>		
Physical and Environmental	\$50,103	
Small Communities	\$605,150	
<b>Total</b>		<b>\$655,253</b>
<b>Other Formula Funding</b>		
Salary Differential	\$41,041	
Transportation and Housing	\$47,773	
Formula Buffer	\$21,989	
<b>Total</b>		<b>\$110,804</b>
<b>Non-Formula Operating Grants</b>		
Grants to Education Associations	\$3,446	
Provincial Learning Network	\$5,828	
Learning Resources - Provincial	\$1,259	
Provincial Collective Agreement Funds	\$13,109	
Special Purpose Grants	\$5,418	
Local Capital	\$38,402	
Ministry of Children and Family	\$12,593	
<b>Total</b>		<b>\$80,057</b>
<b>Total Operating: Provincial</b>		<b>\$2,035,780</b>
<b>Total Operating / Student FTE</b>	<b>\$11,905</b>	
Major Capital (not included above)	\$165,187	

<b>School No.</b>	<b>1275</b>	<b>Halfway River Day School</b>
<b>Band No.:</b>	<b>546</b>	<b>HALFWAY RIVER (CFA)</b>
<b>FNSA Region:</b>	<b>3</b>	<b>Kaska/Dene/Tahltan/Tagish/Inland Tlingit</b>
<b>Student FTE (K5 - 12, SS):</b>	<b>26.000</b>	
K4 (not costed)	1.500	
<b>Total FTE:</b>	<b>27.500</b>	
<b>Total number of students:</b>	<b>29</b>	School Type: Elem./Sec.
<b>Total Includes Adults:</b>	<b>0</b>	Age Category: School Aged
<b>Located in School District</b>	<b>60</b>	Peace River North
<b>Block Rate for District:</b>	<b>\$6,984</b>	
<b>District Enrolment:</b>	<b>5,747</b>	

### Provincial Funding Allocation:

#### Ministry of Education Formula:

##### Base Funding

Unit Funding @ \$5308	\$138,008	
Declining Enrolment	\$0	
<b>Total</b>		<b>\$138,008</b>

##### Unique Student Needs

ESL	\$6,502	
Aboriginal Education	\$24,700	
Special Education	\$5,911	
<b>Total</b>		<b>\$37,112</b>

##### Geographic Factors

Physical and Environmental	\$10,006	
Small Communities	\$106,000	
<b>Total</b>		<b>\$116,006</b>

##### Other Formula Funding

Salary Differential	\$2,739	
Transportation and Housing	\$12,572	
Formula Buffer	\$0	
<b>Total</b>		<b>\$15,311</b>

##### Non-Formula Operating Grants

Grants to Education Associations	\$524	
Provincial Learning Network	\$886	
Learning Resources - Provincial	\$191	
Provincial Collective Agreement Funds	\$1,993	
Special Purpose Grants	\$824	
Local Capital	\$5,646	
Ministry of Children and Family	\$1,915	
<b>Total</b>		<b>\$11,980</b>

**Total Operating: Provincial** **\$318,417**

**Total Operating / Student FTE** **\$12,247**

Major Capital (not included above) \$25,116

<b>School No.</b>	<b>1276</b>	<b>Prophet River Dene Tsa</b>
<b>Band No.:</b>	<b>544</b>	<b>PROPHET RIVER (CFA)</b>
<b>FNSA Region:</b>	<b>3</b>	<b>Kaska/Dene/Tahltan/Taglsh/Inland Tlingit</b>
<b>Student FTE (K5 - 12, SS):</b>	<b>12.000</b>	
K4 (not costed)	0.500	
<b>Total FTE:</b>	<b>12.500</b>	
Total number of students:	14	School Type: Elementary
Total Includes Adults:	0	Age Category: School Aged
<b>Located In School District</b>	<b>81</b>	<b>Fort Nelson</b>
<b>Block Rate for District:</b>	<b>\$7,773</b>	
<b>District Enrolment:</b>	<b>1,205</b>	

### Provincial Funding Allocation:

#### Ministry of Education Formula:

##### Base Funding

Unit Funding @ \$5308	\$63,696	
Declining Enrolment	\$0	
<b>Total</b>		<b>\$63,696</b>

##### Unique Student Needs

ESL	\$0	
Aboriginal Education	\$11,400	
Special Education	\$3,042	
<b>Total</b>		<b>\$14,442</b>

##### Geographic Factors

Physical and Environmental	\$14,058	
Small Communities	\$100,000	
<b>Total</b>		<b>\$114,058</b>

##### Other Formula Funding

Salary Differential	\$941	
Transportation and Housing	\$3,908	
Formula Buffer	\$0	
<b>Total</b>		<b>\$4,849</b>

##### Non-Formula Operating Grants

Grants to Education Associations	\$242	
Provincial Learning Network	\$409	
Learning Resources - Provincial	\$88	
Provincial Collective Agreement Funds	\$920	
Special Purpose Grants	\$380	
Local Capital	\$2,764	
Ministry of Children and Family	\$884	
<b>Total</b>		<b>\$5,687</b>

<b>Total Operating: Provincial</b>		<b>\$202,732</b>
------------------------------------	--	------------------

<b>Total Operating / Student FTE</b>	<b>\$16,894</b>
--------------------------------------	-----------------

Major Capital (not included above)	\$11,592
------------------------------------	----------

<b>School No.</b>	<b>1277</b>	<b>Tsawataineuk First Nation School</b>
<b>Band No.:</b>	<b>636</b>	<b>TSAWATAINEUK (CFA)</b>
<b>FNSA Region:</b>	<b>5</b>	<b>Kwaiut/Heiltsuk/Nuxalk/Oweekeno</b>
<b>Student FTE (K5 - 12, SS):</b>	<b>27.625</b>	
K4 (not costed)	2.000	
<b>Total FTE:</b>	<b>29.625</b>	
Total number of students:	37	School Type: Elem./Sec.
Total Includes Adults:	20	Age Category: Mixed Ages
<b>Located in School District</b>	<b>85</b>	Vancouver Island N.
<b>Block Rate for District:</b>	<b>\$8,263</b>	
<b>District Enrolment:</b>	<b>2,325</b>	

### Provincial Funding Allocation:

#### Ministry of Education Formula:

##### Base Funding

Unit Funding @ \$5308	\$146,634	
Declining Enrolment	\$26,527	
<b>Total</b>		<b>\$173,160</b>

##### Unique Student Needs

ESL	\$0	
Aboriginal Education	\$26,244	
Special Education	\$29,213	
<b>Total</b>		<b>\$55,457</b>

##### Geographic Factors

Physical and Environmental	\$23,505	
Small Communities	\$242,750	
<b>Total</b>		<b>\$266,255</b>

##### Other Formula Funding

Salary Differential	\$5,784	
Transportation and Housing	\$9,601	
Formula Buffer	\$0	
<b>Total</b>		<b>\$15,385</b>

##### Non-Formula Operating Grants

Grants to Education Associations	\$557	
Provincial Learning Network	\$942	
Learning Resources - Provincial	\$203	
Provincial Collective Agreement Funds	\$2,118	
Special Purpose Grants	\$875	
Local Capital	\$6,674	
Ministry of Children and Family	\$2,034	
<b>Total</b>		<b>\$13,403</b>

<b>Total Operating: Provincial</b>		<b>\$523,660</b>
------------------------------------	--	------------------

<b>Total Operating / Student FTE</b>	<b>\$18,956</b>
--------------------------------------	-----------------

Major Capital (not included above)	\$26,686
------------------------------------	----------



<b>School No.</b>	<b>1279</b>	<b>Aatse Davie School</b>
<b>Band No.:</b>	<b>610</b>	<b>Kwadacha (CFA)</b>
<b>FNSA Region:</b>	<b>3</b>	<b>Kaska/Dene/Tahltan/Taglsh/Inland Tlingit</b>

<b>Student FTE (K5 - 12, SS):</b>	<b>72.000</b>	
K4 (not costed)	3.000	
Total FTE:	75.000	Independent School
Total number of students:	78	School Type: Elem./Sec.
Total Includes Adults:	0	Age Category: School Aged
<b>Located in School District</b>	<b>87</b>	<b>Stikine</b>
<b>Block Rate for District:</b>	<b>\$16,416</b>	
<b>District Enrolment:</b>	<b>328</b>	

### Provincial Funding Allocation:

#### Ministry of Education Formula:

<b>Base Funding</b>		
Unit Funding @ \$5308	\$382,176	
Declining Enrolment	\$0	
<b>Total</b>		<b>\$382,176</b>
<b>Unique Student Needs</b>		
ESL	\$493	
Aboriginal Education	\$68,400	
Special Education	\$98,224	
<b>Total</b>		<b>\$167,118</b>
<b>Geographic Factors</b>		
Physical and Environmental	\$229,841	
Small Communities	\$171,600	
<b>Total</b>		<b>\$401,441</b>
<b>Other Formula Funding</b>		
Salary Differential	\$27,344	
Transportation and Housing	\$73,596	
Formula Buffer	\$0	
<b>Total</b>		<b>\$100,940</b>
<b>Non-Formula Operating Grants</b>		
Grants to Education Associations	\$1,451	
Provincial Learning Network	\$2,454	
Learning Resources - Provincial	\$530	
Provincial Collective Agreement Funds	\$5,520	
Special Purpose Grants	\$2,281	
Local Capital	\$55,289	
Ministry of Children and Family	\$5,302	
<b>Total</b>		<b>\$72,828</b>
<b>Total Operating: Provincial</b>		<b>\$1,124,502</b>
<b>Total Operating / Student FTE</b>	<b>\$15,618</b>	
Major Capital (not included above)	\$69,553	

<b>School No.</b>	<b>1280</b>	<b>Saikuz Elementary School</b>
<b>Band No.:</b>	<b>615</b>	<b>SAIK'UZ (CFA)</b>
<b>FNSA Region:</b>	<b>8</b>	<b>Tsiiqot'in/Carrier/Sekani</b>
<b>Student FTE (K5 - 12, SS):</b>	<b>48.000</b>	
K4 (not costed)	1.500	
Total FTE:	49.500	
Total number of students:	51	School Type: Elementary
Total Includes Adults:	0	Age Category: School Aged
<b>Located in School District</b>	<b>91</b>	<b>Nechako Lakes</b>
<b>Block Rate for District:</b>	<b>\$7,527</b>	
<b>District Enrolment:</b>	<b>5,106</b>	

### Provincial Funding Allocation:

#### Ministry of Education Formula:

##### Base Funding

Unit Funding @ \$5308	\$254,784	
Declining Enrolment	\$0	
<b>Total</b>		<b>\$254,784</b>

##### Unique Student Needs

ESL	\$1,697	
Aboriginal Education	\$45,600	
Special Education	\$23,137	
<b>Total</b>		<b>\$70,433</b>

##### Geographic Factors

Physical and Environmental	\$29,479	
Small Communities	\$100,000	
<b>Total</b>		<b>\$129,479</b>

##### Other Formula Funding

Salary Differential	\$14,836	
Transportation and Housing	\$25,048	
Formula Buffer	\$0	
<b>Total</b>		<b>\$39,884</b>

##### Non-Formula Operating Grants

Grants to Education Associations	\$967	
Provincial Learning Network	\$1,636	
Learning Resources - Provincial	\$353	
Provincial Collective Agreement Funds	\$3,680	
Special Purpose Grants	\$1,521	
Local Capital	\$9,663	
Ministry of Children and Family	\$3,535	
<b>Total</b>		<b>\$21,355</b>

<b>Total Operating: Provincial</b>		<b>\$515,935</b>
------------------------------------	--	------------------

<b>Total Operating / Student FTE</b>	<b>\$10,749</b>
--------------------------------------	-----------------

Major Capital (not included above)	\$46,368
------------------------------------	----------

<b>School No.</b>	<b>1282</b>	<b>Jean Marie Joseph School</b>
<b>Band No.:</b>	<b>728</b>	<b>YEKOOCHE (CFA)</b>
<b>FNSA Region:</b>	<b>8</b>	<b>Tsilqot'in/Carrier/Sekani</b>
<b>Student FTE (K5 - 12, SS):</b>	<b>24.000</b>	
K4 (not costed)	0.000	
<b>Total FTE:</b>	<b>24.000</b>	
Total number of students:	24	School Type: Elem./Sec.
Total Includes Adults:	0	Age Category: School Aged
<b>Located in School District</b>	<b>91</b>	<b>Nechako Lakes</b>
<b>Block Rate for District:</b>	<b>\$7,527</b>	
<b>District Enrolment:</b>	<b>5,106</b>	

### Provincial Funding Allocation:

#### Ministry of Education Formula:

##### Base Funding

Unit Funding @ \$5308	\$127,392	
Declining Enrolment	\$0	
<b>Total</b>		<b>\$127,392</b>

##### Unique Student Needs

ESL	\$848	
Aboriginal Education	\$22,800	
Special Education	\$11,568	
<b>Total</b>		<b>\$35,217</b>

##### Geographic Factors

Physical and Environmental	\$14,739	
Small Communities	\$202,000	
<b>Total</b>		<b>\$216,739</b>

##### Other Formula Funding

Salary Differential	\$7,418	
Transportation and Housing	\$12,524	
Formula Buffer	\$0	
<b>Total</b>		<b>\$19,942</b>

##### Non-Formula Operating Grants

Grants to Education Associations	\$484	
Provincial Learning Network	\$818	
Learning Resources - Provincial	\$177	
Provincial Collective Agreement Funds	\$1,840	
Special Purpose Grants	\$760	
Local Capital	\$4,831	
Ministry of Children and Family	\$1,767	
<b>Total</b>		<b>\$10,678</b>

<b>Total Operating: Provincial</b>		<b>\$409,967</b>
------------------------------------	--	------------------

<b>Total Operating / Student FTE</b>	<b>\$17,082</b>
--------------------------------------	-----------------

Major Capital (not included above)	\$23,184
------------------------------------	----------

<b>School No.</b>	<b>1284</b>	<b>Eugene Joseph School</b>
<b>Band No.:</b>	<b>617</b>	<b>TL'AZT'EN NATION (CFA)</b>
<b>FNSA Region:</b>	<b>8</b>	<b>Tsilqot'in/Carrier/Sekani</b>
<b>Student FTE (K5 - 12, SS):</b>	<b>78.000</b>	
K4 (not costed)	8.500	
Total FTE:	86.500	
Total number of students:	95	School Type: Elem./Sec.
Total Includes Adults:	2	Age Category: School Aged
<b>Located in School District</b>	<b>91</b>	<b>Nechako Lakes</b>
<b>Block Rate for District:</b>	<b>\$7,527</b>	
<b>District Enroiment:</b>	<b>5,106</b>	

### Provincial Funding Allocation:

#### Ministry of Education Formula:

<b>Base Funding</b>		
Unit Funding @ \$5308	\$414,024	
Declining Enrolment	\$0	
<b>Total</b>		<b>\$414,024</b>
<b>Unique Student Needs</b>		
ESL	\$2,757	
Aboriginal Education	\$74,100	
Special Education	\$37,597	
<b>Total</b>		<b>\$114,454</b>
<b>Geographic Factors</b>		
Physical and Environmental	\$47,903	
Small Communities	\$242,800	
<b>Total</b>		<b>\$290,703</b>
<b>Other Formula Funding</b>		
Salary Differential	\$24,109	
Transportation and Housing	\$40,702	
Formula Buffer	\$0	
<b>Total</b>		<b>\$64,811</b>
<b>Non-Formula Operating Grants</b>		
Grants to Education Associations	\$1,572	
Provincial Learning Network	\$2,658	
Learning Resources - Provincial	\$574	
Provincial Collective Agreement Funds	\$5,979	
Special Purpose Grants	\$2,471	
Local Capital	\$15,702	
Ministry of Children and Family	\$5,744	
<b>Total</b>		<b>\$34,702</b>
<b>Total Operating: Provincial</b>		<b>\$918,694</b>
<b>Total Operating / Student FTE</b>	<b>\$11,778</b>	
Major Capital (not included above)	\$75,349	



<b>School No.</b>	<b>1286</b>	<b>Haisla Community School</b>
<b>Band No.:</b>	<b>676</b>	<b>KITAMAAT (CFA)</b>
<b>FNSA Region:</b>	<b>2</b>	<b>Halda/Tsimshlan/Haisla/Nisga'a</b>
<b>Student FTE (K5 - 12, SS):</b>	<b>30.000</b>	
K4 (not costed)	2.000	
<b>Total FTE:</b>	<b>32.000</b>	
Total number of students:	34	School Type: Elementary
Total Includes Adults:	0	Age Category: School Aged
<b>Located In School District</b>	<b>82</b>	Coast Mountains
<b>Block Rate for District:</b>	<b>\$7,507</b>	
<b>District Enrolment:</b>	<b>6,896</b>	

### Provincial Funding Allocation:

#### Ministry of Education Formula:

##### Base Funding

Unit Funding @ \$5308	\$159,240	
Declining Enrolment	\$20,223	
<b>Total</b>		<b>\$179,463</b>

##### Unique Student Needs

ESL	\$3,924	
Aboriginal Education	\$28,500	
Special Education	\$18,425	
<b>Total</b>		<b>\$50,849</b>

##### Geographic Factors

Physical and Environmental	\$14,156	
Small Communities	\$100,000	
<b>Total</b>		<b>\$114,156</b>

##### Other Formula Funding

Salary Differential	\$4,978	
Transportation and Housing	\$9,422	
Formula Buffer	\$2,670	
<b>Total</b>		<b>\$17,070</b>

##### Non-Formula Operating Grants

Grants to Education Associations	\$605	
Provincial Learning Network	\$1,022	
Learning Resources - Provincial	\$221	
Provincial Collective Agreement Funds	\$2,300	
Special Purpose Grants	\$951	
Local Capital	\$7,165	
Ministry of Children and Family	\$2,209	
<b>Total</b>		<b>\$14,473</b>

<b>Total Operating: Provincial</b>		<b>\$376,011</b>
------------------------------------	--	------------------

<b>Total Operating / Student FTE</b>	<b>\$12,534</b>
--------------------------------------	-----------------

Major Capital (not included above)	\$28,980
------------------------------------	----------

<b>School No.</b>	<b>1287</b>	<b>Klappan Independent Day School</b>
<b>Band No.:</b>	<b>683</b>	<b>Iskut (CFA)</b>
<b>FNSA Region:</b>	<b>3</b>	<b>Kaska/Dene/Tahltan/Tagish/Inland Tlingit</b>
<b>Student FTE (K5 - 12, SS):</b>	<b>67.625</b>	
K4 (not costed)	1.500	
<b>Total FTE:</b>	<b>69.125</b>	Independent School
Total number of students:	95	School Type: Elem./Sec.
Total Includes Adults:	0	Age Category: School Aged
<b>Located In School District</b>	<b>87</b>	Stikine
<b>Block Rate for District:</b>	<b>\$16,416</b>	
<b>District Enrolment:</b>	<b>328</b>	

### Provincial Funding Allocation:

#### Ministry of Education Formula:

##### Base Funding

Unit Funding @ \$5308	\$358,954	
Declining Enrolment	\$0	
<b>Total</b>		<b>\$358,954</b>

##### Unique Student Needs

ESL	\$463	
Aboriginal Education	\$64,244	
Special Education	\$92,256	
<b>Total</b>		<b>\$156,963</b>

##### Geographic Factors

Physical and Environmental	\$215,875	
Small Communities	\$263,750	
<b>Total</b>		<b>\$479,625</b>

##### Other Formula Funding

Salary Differential	\$25,682	
Transportation and Housing	\$69,124	
Formula Buffer	\$0	
<b>Total</b>		<b>\$94,806</b>

##### Non-Formula Operating Grants

Grants to Education Associations	\$1,363	
Provincial Learning Network	\$2,305	
Learning Resources - Provincial	\$498	
Provincial Collective Agreement Funds	\$5,184	
Special Purpose Grants	\$2,143	
Local Capital	\$51,929	
Ministry of Children and Family	\$4,980	
<b>Total</b>		<b>\$68,402</b>

<b>Total Operating: Provincial</b>		<b>\$1,158,750</b>
------------------------------------	--	--------------------

<b>Total Operating / Student FTE</b>	<b>\$17,135</b>
--------------------------------------	-----------------

Major Capital (not included above)	\$65,326
------------------------------------	----------

<b>School No.</b>	<b>1292</b>	<b>Tl'etinqox'tin School</b>
<b>Band No.:</b>	<b>712</b>	<b>TL'ETINQOX-T'IN GOV'T (CFA)</b>
<b>FNSA Region:</b>	<b>8</b>	<b>Tsilqot'in/Carrier/Sekani</b>
<b>Student FTE (K5 - 12, SS):</b>	<b>59.000</b>	
K4 (not costed)	3.000	
<b>Total FTE:</b>	<b>62.000</b>	
Total number of students:	65	School Type: Elementary
Total Includes Adults:	0	Age Category: School Aged
<b>Located in School District</b>	<b>27</b>	<b>Cariboo-Chilcotin</b>
<b>Block Rate for District:</b>	<b>\$7,346</b>	
<b>District Enrolment:</b>	<b>7,182</b>	

### Provincial Funding Allocation:

#### Ministry of Education Formula:

##### Base Funding

Unit Funding @ \$5308	\$313,172	
Declining Enrolment	\$8,944	
<b>Total</b>		<b>\$322,116</b>

##### Unique Student Needs

ESL	\$0	
Aboriginal Education	\$56,050	
Special Education	\$13,879	
<b>Total</b>		<b>\$69,929</b>

##### Geographic Factors

Physical and Environmental	\$24,678	
Small Communities	\$106,200	
<b>Total</b>		<b>\$130,878</b>

##### Other Formula Funding

Salary Differential	\$10,654	
Transportation and Housing	\$34,486	
Formula Buffer	\$0	
<b>Total</b>		<b>\$45,141</b>

##### Non-Formula Operating Grants

Grants to Education Associations	\$1,189	
Provincial Learning Network	\$2,011	
Learning Resources - Provincial	\$435	
Provincial Collective Agreement Funds	\$4,523	
Special Purpose Grants	\$1,869	
Local Capital	\$12,244	
Ministry of Children and Family	\$4,345	
<b>Total</b>		<b>\$26,616</b>

**Total Operating: Provincial** **\$594,680**

**Total Operating / Student FTE** **\$10,079**

Major Capital (not included above) \$56,994

<b>School No.</b>	<b>1293</b>	<b>Yunesit'en ?e'sgul (Stone) School</b>
<b>Band No.:</b>	<b>717</b>	<b>STONE (CFA)</b>
<b>FNSA Region:</b>	<b>8</b>	<b>Tsilqot'in/Carrler/Sekani</b>
<b>Student FTE (K5 - 12, SS):</b>	<b>35.250</b>	
K4 (not costed)	3.500	
<b>Total FTE:</b>	<b>38.750</b>	Independent School
Total number of students:	52	School Type: Elem./Sec.
Total Includes Adults:	14	Age Category: Mixed Ages
<b>Located In School District</b>	<b>27</b>	Cariboo-Chilcotin
<b>Block Rate for District:</b>	<b>\$7,346</b>	
<b>District Enrolment:</b>	<b>7,182</b>	

### Provincial Funding Allocation:

#### Ministry of Education Formula:

##### Base Funding

Unit Funding @ \$5308	\$187,107	
Declining Enrolment	\$13,844	
<b>Total</b>		<b>\$200,951</b>

##### Unique Student Needs

ESL	\$0	
Aboriginal Education	\$33,488	
Special Education	\$8,292	
<b>Total</b>		<b>\$41,780</b>

##### Geographic Factors

Physical and Environmental	\$14,744	
Small Communities	\$141,750	
<b>Total</b>		<b>\$156,494</b>

##### Other Formula Funding

Salary Differential	\$6,366	
Transportation and Housing	\$20,604	
Formula Buffer	\$0	
<b>Total</b>		<b>\$26,970</b>

##### Non-Formula Operating Grants

Grants to Education Associations	\$710	
Provincial Learning Network	\$1,201	
Learning Resources - Provincial	\$260	
Provincial Collective Agreement Funds	\$2,702	
Special Purpose Grants	\$1,117	
Local Capital	\$7,316	
Ministry of Children and Family	\$2,596	
<b>Total</b>		<b>\$15,902</b>

**Total Operating: Provincial** **\$442,097**

**Total Operating / Student FTE** **\$12,542**

Major Capital (not included above) \$34,052



<b>School No.</b>	<b>1383</b>	<b>Morictown Elementary</b>
<b>Band No.:</b>	<b>530</b>	<b>MORICETOWN (CFA)</b>
<b>FNSA Region:</b>	<b>1</b>	<b>Gitksan/Wet'suwet'en</b>
<b>Student FTE (K5 - 12, SS):</b>	<b>70.000</b>	
K4 (not costed)	3.500	
Total FTE:	73.500	Independent School
Total number of students:	77	School Type: Elementary
Total Includes Adults:	0	Age Category: School Aged
<b>Located in School District</b>	<b>82</b>	<b>Coast Mountains</b>
<b>Block Rate for District:</b>	<b>\$7,507</b>	
<b>District Enrolment:</b>	<b>6,896</b>	

### Provincial Funding Allocation:

#### Ministry of Education Formula:

##### Base Funding

Unit Funding @ \$5308	\$371,560	
Declining Enrolment	\$0	
<b>Total</b>		<b>\$371,560</b>

##### Unique Student Needs

ESL	\$9,156	
Aboriginal Education	\$66,500	
Special Education	\$42,991	
<b>Total</b>		<b>\$118,647</b>

##### Geographic Factors

Physical and Environmental	\$33,032	
Small Communities	\$126,000	
<b>Total</b>		<b>\$159,032</b>

##### Other Formula Funding

Salary Differential	\$11,615	
Transportation and Housing	\$21,985	
Formula Buffer	\$6,229	
<b>Total</b>		<b>\$39,830</b>

##### Non-Formula Operating Grants

Grants to Education Associations	\$1,411	
Provincial Learning Network	\$2,386	
Learning Resources - Provincial	\$516	
Provincial Collective Agreement Funds	\$5,366	
Special Purpose Grants	\$2,218	
Local Capital	\$16,719	
Ministry of Children and Family	\$5,155	
<b>Total</b>		<b>\$33,770</b>

**Total Operating: Provincial** **\$722,839**

**Total Operating / Student FTE** **\$10,328**

Major Capital (not included above) \$67,621

<b>School No.</b>	<b>1386</b>	<b>Chief Atahm School</b>
<b>Band No.:</b>	<b>684</b>	<b>ADAMS LAKE (CFA)</b>
<b>FNSA Region:</b>	<b>7</b>	<b>Secwpepic/Stl'atl'imc/Nlaka'pamux</b>
<b>Student FTE (K5 - 12, SS):</b>	<b>32.000</b>	
K4 (not costed)	2.500	
<b>Total FTE:</b>	<b>34.500</b>	
<b>Total number of students:</b>	<b>37</b>	<b>School Type: Elem./Sec.</b>
<b>Total Includes Adults:</b>	<b>0</b>	<b>Age Category: School Aged</b>
<b>Located In School District</b>	<b>73</b>	<b>Kamloops/Thompson</b>
<b>Block Rate for District:</b>	<b>\$6,743</b>	
<b>District Enrolment:</b>	<b>16,467</b>	

### Provincial Funding Allocation:

#### Ministry of Education Formula:

##### Base Funding

Unit Funding @ \$5308	\$169,856	
Declining Enrolment	\$1,778	
<b>Total</b>		<b>\$171,634</b>

##### Unique Student Needs

ESL	\$0	
Aboriginal Education	\$30,400	
Special Education	\$17,747	
<b>Total</b>		<b>\$48,147</b>

##### Geographic Factors

Physical and Environmental	\$4,094	
Small Communities	\$160,000	
<b>Total</b>		<b>\$164,094</b>

##### Other Formula Funding

Salary Differential	\$7,437	
Transportation and Housing	\$6,781	
Formula Buffer	\$2,566	
<b>Total</b>		<b>\$16,784</b>

##### Non-Formula Operating Grants

Grants to Education Associations	\$645	
Provincial Learning Network	\$1,091	
Learning Resources - Provincial	\$236	
Provincial Collective Agreement Funds	\$2,453	
Special Purpose Grants	\$1,014	
Local Capital	\$6,050	
Ministry of Children and Family	\$2,357	
<b>Total</b>		<b>\$13,845</b>

**Total Operating: Provincial** **\$414,504**

**Total Operating / Student FTE** **\$12,953**

Major Capital (not included above) \$30,912

<b>School No.</b>	<b>1387</b>	<b>Yaqan Nuki School</b>
<b>Band No.:</b>	<b>606</b>	<b>LOWER KOOTENAY (CFA)</b>
<b>FNSA Region:</b>	<b>4</b>	<b>Kootenay/Okanagan</b>
<b>Student FTE (K5 - 12, SS):</b>	<b>13.000</b>	
K4 (not costed)	0.500	
Total FTE:	13.500	Independent School
Total number of students:	14	School Type: Elementary
Total Includes Adults:	0	Age Category: School Aged
<b>Located in School District</b>	<b>8</b>	<b>Kootenay Lake</b>
<b>Block Rate for District:</b>	<b>\$7,402</b>	
<b>District Enrolment:</b>	<b>6,109</b>	

### Provincial Funding Allocation:

#### Ministry of Education Formula:

##### Base Funding

Unit Funding @ \$5308	\$69,004	
Declining Enrolment	\$0	
<b>Total</b>		<b>\$69,004</b>

##### Unique Student Needs

ESL	\$748	
Aboriginal Education	\$12,350	
Special Education	\$9,229	
<b>Total</b>		<b>\$22,327</b>

##### Geographic Factors

Physical and Environmental	\$6,072	
Small Communities	\$100,000	
<b>Total</b>		<b>\$106,072</b>

##### Other Formula Funding

Salary Differential	\$3,404	
Transportation and Housing	\$4,967	
Formula Buffer	\$0	
<b>Total</b>		<b>\$8,371</b>

##### Non-Formula Operating Grants

Grants to Education Associations	\$262	
Provincial Learning Network	\$443	
Learning Resources - Provincial	\$96	
Provincial Collective Agreement Funds	\$997	
Special Purpose Grants	\$412	
Local Capital	\$2,899	
Ministry of Children and Family	\$957	
<b>Total</b>		<b>\$6,066</b>

**Total Operating: Provincial** **\$211,841**

**Total Operating / Student FTE** **\$16,295**

Major Capital (not included above) \$12,558

<b>School No.</b>	<b>1388</b>	<b>Shihiya Elementary Band School</b>
<b>Band No.:</b>	<b>600</b>	<b>SPALLUMCHEEN (CFA)</b>
<b>FNSA Region:</b>	<b>7</b>	<b>Secwpemlc/St'at'imc/Nlaka'pamux</b>
<b>Student FTE (K5 - 12, SS):</b>	<b>18.000</b>	
K4 (not costed)	3.500	
Total FTE:	21.500	
Total number of students:	25	School Type: Elementary
Total Includes Adults:	0	Age Category: School Aged
<b>Located in School District</b>	<b>83</b>	<b>N. Okanagan-Shuswap</b>
<b>Block Rate for District:</b>	<b>\$6,876</b>	
<b>District Enrolment:</b>	<b>8,175</b>	

### Provincial Funding Allocation:

#### Ministry of Education Formula:

##### Base Funding

Unit Funding @ \$5308	\$95,544	
Declining Enrolment	\$7,405	
<b>Total</b>		<b>\$102,949</b>

##### Unique Student Needs

ESL	\$0	
Aboriginal Education	\$17,100	
Special Education	\$24,499	
<b>Total</b>		<b>\$41,599</b>

##### Geographic Factors

Physical and Environmental	\$3,220	
Small Communities	\$100,000	
<b>Total</b>		<b>\$103,220</b>

##### Other Formula Funding

Salary Differential	\$2,865	
Transportation and Housing	\$5,835	
Formula Buffer	\$1,391	
<b>Total</b>		<b>\$10,091</b>

##### Non-Formula Operating Grants

Grants to Education Associations	\$363	
Provincial Learning Network	\$613	
Learning Resources - Provincial	\$133	
Provincial Collective Agreement Funds	\$1,380	
Special Purpose Grants	\$570	
Local Capital	\$3,397	
Ministry of Children and Family	\$1,326	
<b>Total</b>		<b>\$7,782</b>

**Total Operating: Provincial** **\$265,640**

**Total Operating / Student FTE** **\$14,758**

Major Capital (not included above) \$17,388



<b>School No.</b>	<b>1394</b>	<b>Chehalis Community Band School</b>
<b>Band No.:</b>	<b>559</b>	<b>CHEHALIS (CFA)</b>
<b>FNSA Region:</b>	<b>6</b>	<b>Nu-chah-nuulth/Coast Salish</b>
<b>Student FTE (K5 - 12, SS):</b>	<b>134.000</b>	
K4 (not costed)	6.000	
<b>Total FTE:</b>	<b>140.000</b>	
Total number of students:	146	School Type: Elem./Sec.
Total Includes Adults:	6	Age Category: School Aged
<b>Located in School District</b>	<b>78</b>	<b>Fraser-Cascade</b>
<b>Block Rate for District:</b>	<b>\$7,407</b>	
<b>District Enrolment:</b>	<b>2,302</b>	

### Provincial Funding Allocation:

#### Ministry of Education Formula:

##### Base Funding

Unit Funding @ \$5308	\$711,272
Declining Enrolment	\$0

<b>Total</b>	<b>\$711,272</b>
--------------	------------------

##### Unique Student Needs

ESL	\$0
Aboriginal Education	\$127,300
Special Education	\$30,521

<b>Total</b>	<b>\$157,821</b>
--------------	------------------

##### Geographic Factors

Physical and Environmental	\$74,399
Small Communities	\$554,400

<b>Total</b>	<b>\$628,799</b>
--------------	------------------

##### Other Formula Funding

Salary Differential	\$24,959
Transportation and Housing	\$41,248
Formula Buffer	\$0

<b>Total</b>	<b>\$66,206</b>
--------------	-----------------

##### Non-Formula Operating Grants

Grants to Education Associations	\$2,701
Provincial Learning Network	\$4,567
Learning Resources - Provincial	\$987
Provincial Collective Agreement Funds	\$10,272
Special Purpose Grants	\$4,246
Local Capital	\$28,478
Ministry of Children and Family	\$9,869

<b>Total</b>	<b>\$61,119</b>
--------------	-----------------

<b>Total Operating: Provincial</b>	<b>\$1,625,218</b>
------------------------------------	--------------------

<b>Total Operating / Student FTE</b>	<b>\$12,128</b>
--------------------------------------	-----------------

Major Capital (not included above)	\$129,445
------------------------------------	-----------

<b>School No.</b>	<b>1398</b>	<b>Chilliwack Landing Pre-school</b>
<b>Band No.:</b>	<b>573</b>	<b>SKWAH (CFA)</b>
<b>FNSA Region:</b>	<b>6</b>	<b>Nu-chah-nuulth/Coast Salish</b>
<b>Student FTE (K5 - 12, SS):</b>	<b>17.000</b>	
K4 (not costed)	12.000	
Total FTE:	29.000	
Total number of students:	41	School Type: Elementary
Total Includes Adults:	0	Age Category: School Aged
<b>Located in School District</b>	<b>33</b>	<b>Chilliwack</b>
<b>Block Rate for District:</b>	<b>\$6,161</b>	
<b>District Enrolment:</b>	<b>11,582</b>	

### Provincial Funding Allocation:

#### Ministry of Education Formula:

##### Base Funding

Unit Funding @ \$5308	\$90,236	
Declining Enrolment	\$0	
<b>Total</b>		<b>\$90,236</b>

##### Unique Student Needs

ESL	\$0	
Aboriginal Education	\$16,150	
Special Education	\$8,004	
<b>Total</b>		<b>\$24,154</b>

##### Geographic Factors

Physical and Environmental	\$1,254	
Small Communities	\$100,000	
<b>Total</b>		<b>\$101,254</b>

##### Other Formula Funding

Salary Differential	\$0	
Transportation and Housing	\$3,101	
Formula Buffer	\$0	
<b>Total</b>		<b>\$3,101</b>

##### Non-Formula Operating Grants

Grants to Education Associations	\$343	
Provincial Learning Network	\$579	
Learning Resources - Provincial	\$125	
Provincial Collective Agreement Funds	\$1,303	
Special Purpose Grants	\$539	
Local Capital	\$2,688	
Ministry of Children and Family	\$1,252	
<b>Total</b>		<b>\$6,829</b>

**Total Operating: Provincial** **\$225,574**

**Total Operating / Student FTE** **\$13,269**

Major Capital (not included above) \$16,422

<b>School No.</b>	<b>1401</b>	<b>Sn-c'c' a-mala?-tn School</b>
<b>Band No.:</b>	<b>616</b>	<b>OKANAGAN (CFA)</b>
<b>FNSA Region:</b>	<b>4</b>	<b>Kootenay/Okanagan</b>
<b>Student FTE (K5 - 12, SS):</b>	<b>7.000</b>	
K4 (not costed)	5.500	
Total FTE:	12.500	
Total number of students:	18	School Type: Elem./Sec.
Total Includes Adults:	1	Age Category: School Aged
<b>Located in School District</b>	<b>22</b>	<b>Vernon</b>
<b>Block Rate for District:</b>	<b>\$6,274</b>	
<b>District Enrolment:</b>	<b>9,330</b>	

### Provincial Funding Allocation:

#### Ministry of Education Formula:

##### Base Funding

Unit Funding @ \$5308	\$37,156	
Declining Enrolment	\$23,461	
<b>Total</b>		<b>\$60,617</b>

##### Unique Student Needs

ESL	\$0	
Aboriginal Education	\$6,650	
Special Education	\$3,914	
<b>Total</b>		<b>\$10,564</b>

##### Geographic Factors

Physical and Environmental	\$1,078	
Small Communities	\$106,000	
<b>Total</b>		<b>\$107,078</b>

##### Other Formula Funding

Salary Differential	\$1,004	
Transportation and Housing	\$1,464	
Formula Buffer	\$0	
<b>Total</b>		<b>\$2,468</b>

##### Non-Formula Operating Grants

Grants to Education Associations	\$141	
Provincial Learning Network	\$239	
Learning Resources - Provincial	\$52	
Provincial Collective Agreement Funds	\$537	
Special Purpose Grants	\$222	
Local Capital	\$1,188	
Ministry of Children and Family	\$516	
<b>Total</b>		<b>\$2,893</b>

**Total Operating: Provincial** **\$183,619**

**Total Operating / Student FTE** **\$26,231**

Major Capital (not included above) \$6,762

<b>School No.</b>	<b>1417</b>	<b>Kitasoo Community School</b>
<b>Band No.:</b>	<b>540</b>	<b>KITASOO (CFA)</b>
<b>FNSA Region:</b>	<b>2</b>	<b>Haida/Tsimshian/Haisla/Nisga'a</b>
<b>Student FTE (K5 - 12, SS):</b>	<b>91.000</b>	
K4 (not costed)	0.500	
Total FTE:	91.500	
Total number of students:	92	School Type: Elem./Sec.
Total Includes Adults:	6	Age Category: School Aged
<b>Located In School District</b>	<b>49</b>	<b>Central Coast</b>
<b>Block Rate for District:</b>	<b>\$13,109</b>	
<b>District Enrolment:</b>	<b>366</b>	

### Provincial Funding Allocation:

#### Ministry of Education Formula:

##### Base Funding

Unit Funding @ \$5308	\$483,028	
Declining Enrolment	\$0	
<b>Total</b>		<b>\$483,028</b>

##### Unlque Student Needs

ESL	\$0	
Aboriginal Education	\$86,450	
Special Education	\$204,750	
<b>Total</b>		<b>\$291,200</b>

##### Geographic Factors

Physical and Environmental	\$234,172	
Small Communities	\$402,000	
<b>Total</b>		<b>\$636,172</b>

##### Other Formula Funding

Salary Differential	\$12,208	
Transportation and Housing	\$64,853	
Formula Buffer	\$0	
<b>Total</b>		<b>\$77,061</b>

##### Non-Formula Operating Grants

Grants to Education Associations	\$1,834	
Provincial Learning Network	\$3,102	
Learning Resources - Provincial	\$670	
Provincial Collective Agreement Funds	\$6,976	
Special Purpose Grants	\$2,883	
Local Capital	\$49,973	
Ministry of Children and Family	\$6,702	
<b>Total</b>		<b>\$72,140</b>

**Total Operating: Provincial** **\$1,559,601**

**Total Operating / Student FTE** **\$17,138**

Major Capital (not included above) \$87,907



<b>School No.</b>	<b>1419</b>	<b>Bella Bella Community School</b>
<b>Band No.:</b>	<b>538</b>	<b>HEILTSUK (CFNFA)</b>
<b>FNSA Region:</b>	<b>5</b>	<b>Kwaiuti/Heiltsuk/Nuxalk/Oweekeno</b>
<b>Student FTE (K5 - 12, SS):</b>	<b>264.000</b>	
K4 (not costed)	8.500	
Total FTE:	272.500	Independent School
Total number of students:	281	School Type: Elem./Sec.
Total Includes Adults:	8	Age Category: School Aged
<b>Located in School District</b>	<b>49</b>	<b>Central Coast</b>
<b>Block Rate for District:</b>	<b>\$13,109</b>	
<b>District Enrolment:</b>	<b>366</b>	

### Provincial Funding Allocation:

#### Ministry of Education Formula:

##### Base Funding

Unit Funding @ \$5308	\$1,401,312	
Declining Enrolment	\$42,915	
<b>Total</b>		<b>\$1,444,227</b>

##### Unique Student Needs

ESL	\$0	
Aboriginal Education	\$250,800	
Special Education	\$594,000	
<b>Total</b>		<b>\$844,800</b>

##### Geographic Factors

Physical and Environmental	\$679,356	
Small Communities	\$512,150	
<b>Total</b>		<b>\$1,191,506</b>

##### Other Formula Funding

Salary Differential	\$35,418	
Transportation and Housing	\$188,144	
Formula Buffer	\$0	
<b>Total</b>		<b>\$223,562</b>

##### Non-Formula Operating Grants

Grants to Education Associations	\$5,321	
Provincial Learning Network	\$8,998	
Learning Resources - Provincial	\$1,944	
Provincial Collective Agreement Funds	\$20,238	
Special Purpose Grants	\$8,365	
Local Capital	\$144,976	
Ministry of Children and Family	\$19,442	
<b>Total</b>		<b>\$209,285</b>

**Total Operating: Provincial** **\$3,913,380**

**Total Operating / Student FTE** **\$14,823**

Major Capital (not included above) \$255,026

<b>School No.</b>	<b>1422</b>	<b>Iiyus Stluliquil School</b>
<b>Band No.:</b>	<b>642</b>	<b>COWICHAN (CFA)</b>
<b>FNSA Region:</b>	<b>6</b>	<b>Nu-chah-nuulth/Coast Salish</b>
<b>Student FTE (K5 - 12, SS):</b>	<b>40.000</b>	
K4 (not costed)	24.500	
Total FTE:	64.500	
Total number of students:	89	School Type: Elementary
Total Includes Adults:	0	Age Category: School Aged
<b>Located in School District</b>	<b>79</b>	<b>Cowichan Valley</b>
<b>Block Rate for District:</b>	<b>\$6,502</b>	
<b>District Enrolment:</b>	<b>9,827</b>	

### Provincial Funding Allocation:

#### Ministry of Education Formula:

<b>Base Funding</b>		
Unit Funding @ \$5308	\$212,320	
Declining Enrolment	\$6,821	
<b>Total</b>		<b>\$219,141</b>
<b>Unique Student Needs</b>		
ESL	\$7,622	
Aboriginal Education	\$38,000	
Special Education	\$20,615	
<b>Total</b>		<b>\$66,237</b>
<b>Geographic Factors</b>		
Physical and Environmental	\$5,563	
Small Communities	\$100,000	
<b>Total</b>		<b>\$105,563</b>
<b>Other Formula Funding</b>		
Salary Differential	\$5,492	
Transportation and Housing	\$8,988	
Formula Buffer	\$3,316	
<b>Total</b>		<b>\$17,796</b>
<b>Non-Formula Operating Grants</b>		
Grants to Education Associations	\$806	
Provincial Learning Network	\$1,363	
Learning Resources - Provincial	\$295	
Provincial Collective Agreement Funds	\$3,066	
Special Purpose Grants	\$1,267	
Local Capital	\$6,961	
Ministry of Children and Family	\$2,946	
<b>Total</b>		<b>\$16,705</b>
<b>Total Operating: Provincial</b>		<b>\$425,441</b>
<b>Total Operating / Student FTE</b>	<b>\$10,636</b>	
Major Capital (not included above)	\$38,640	

<b>School No.</b>	<b>1423</b>	<b>Qwam Qwum Stalicut School</b>
<b>Band No.:</b>	<b>648</b>	<b>NANAIMO (CFNFA)</b>
<b>FNSA Region:</b>	<b>6</b>	<b>Nu-chah-nuulth/Coast Salish</b>
<b>Student FTE (K5 - 12, SS):</b>	<b>13.000</b>	
K4 (not costed)	6.000	
<b>Total FTE:</b>	<b>19.000</b>	
Total number of students:	25	School Type: Elementary
Total Includes Adults:	0	Age Category: School Aged
<b>Located in School District</b>	<b>68</b>	<b>Nanaimo-Ladysmith</b>
<b>Block Rate for District:</b>	<b>\$6,291</b>	
<b>District Enrolment:</b>	<b>16,114</b>	

### Provincial Funding Allocation:

#### Ministry of Education Formula:

##### Base Funding

Unit Funding @ \$5308	\$69,004	
Declining Enrolment	\$0	
<b>Total</b>		<b>\$69,004</b>

##### Unlque Student Needs

ESL	\$5,955	
Aboriginal Education	\$12,350	
Special Education	\$12,153	
<b>Total</b>		<b>\$30,458</b>

##### Geographic Factors

Physical and Environmental	\$890	
Small Communities	\$100,000	
<b>Total</b>		<b>\$100,890</b>

##### Other Formula Funding

Salary Differential	\$2,213	
Transportation and Housing	\$1,011	
Formula Buffer	\$252	
<b>Total</b>		<b>\$3,476</b>

##### Non-Formula Operating Grants

Grants to Education Associations	\$262	
Provincial Learning Network	\$443	
Learning Resources - Provincial	\$96	
Provincial Collective Agreement Funds	\$997	
Special Purpose Grants	\$412	
Local Capital	\$2,086	
Ministry of Children and Family	\$957	
<b>Total</b>		<b>\$5,253</b>

**Total Operating: Provincial** **\$209,081**

**Total Operating / Student FTE** **\$16,083**

Major Capital (not included above) \$12,558

<b>School No.</b>	<b>1424</b>	<b>Boquilla</b>
<b>Band No.:</b>	<b>662</b>	<b>DITIDAHT (CFNFA)</b>
<b>FNSA Region:</b>	<b>6</b>	<b>Nu-chah-nuulth/Coast Salish</b>
<b>Student FTE (K5 - 12, SS):</b>	<b>19.000</b>	
K4 (not costed)	2.000	
<b>Total FTE:</b>	<b>21.000</b>	
Total number of students:	23	School Type: Elementary
Total Includes Adults:	0	Age Category: School Aged
<b>Located in School District</b>	<b>79</b>	<b>Cowichan Valley</b>
<b>Block Rate for District:</b>	<b>\$6,502</b>	
<b>District Enrolment:</b>	<b>9,827</b>	

### Provincial Funding Allocation:

#### Ministry of Education Formula:

##### Base Funding

Unit Funding @ \$5308	\$100,852	
Declining Enrolment	\$0	
<b>Total</b>		<b>\$100,852</b>

##### Unique Student Needs

ESL	\$3,620	
Aboriginal Education	\$18,050	
Special Education	\$9,792	
<b>Total</b>		<b>\$31,462</b>

##### Geographic Factors

Physical and Environmental	\$2,642	
Small Communities	\$100,000	
<b>Total</b>		<b>\$102,642</b>

##### Other Formula Funding

Salary Differential	\$2,609	
Transportation and Housing	\$4,269	
Formula Buffer	\$1,575	
<b>Total</b>		<b>\$8,453</b>

##### Non-Formula Operating Grants

Grants to Education Associations	\$383	
Provincial Learning Network	\$648	
Learning Resources - Provincial	\$140	
Provincial Collective Agreement Funds	\$1,457	
Special Purpose Grants	\$602	
Local Capital	\$3,307	
Ministry of Children and Family	\$1,399	
<b>Total</b>		<b>\$7,935</b>

**Total Operating: Provincial** **\$251,345**

**Total Operating / Student FTE** **\$13,229**

Major Capital (not included above) \$18,354

<b>School No.</b>	<b>1425</b>	<b>Kuper Island Band School</b>
<b>Band No.:</b>	<b>650</b>	<b>PENELAKUT (CFA)</b>
<b>FNSA Region:</b>	<b>6</b>	<b>Nu-chah-nuulth/Coast Salish</b>
<b>Student FTE (K5 - 12, SS):</b>	<b>81.000</b>	
K4 (not costed)	0.000	
Total FTE:	81.000	
Total number of students:	81	School Type: Elem./Sec.
Total Includes Adults:	19	Age Category: School Aged
<b>Located in School District</b>	<b>79</b>	<b>Cowichan Valley</b>
<b>Block Rate for District:</b>	<b>\$6,502</b>	
<b>District Enrolment:</b>	<b>9,827</b>	

### Provincial Funding Allocation:

#### Ministry of Education Formula:

##### Base Funding

Unit Funding @ \$5308	\$429,948
Declining Enrolment	\$21,497

**Total** **\$451,445**

##### Unique Student Needs

ESL	\$15,434
Aboriginal Education	\$76,950
Special Education	\$41,746

**Total** **\$134,129**

##### Geographic Factors

Physical and Environmental	\$11,265
Small Communities	\$334,000

**Total** **\$345,265**

##### Other Formula Funding

Salary Differential	\$11,121
Transportation and Housing	\$18,201
Formula Buffer	\$6,714

**Total** **\$36,037**

##### Non-Formula Operating Grants

Grants to Education Associations	\$1,633
Provincial Learning Network	\$2,761
Learning Resources - Provincial	\$597
Provincial Collective Agreement Funds	\$6,209
Special Purpose Grants	\$2,566
Local Capital	\$14,097
Ministry of Children and Family	\$5,965

**Total** **\$33,827**

**Total Operating: Provincial** **\$1,000,704**

**Total Operating / Student FTE** **\$12,354**

Major Capital (not included above) \$78,247



<b>School No.</b>	<b>1426</b>	<b>Haahuupayak School</b>
<b>Band No.:</b>	<b>665</b>	<b>Tseshah (CFNFA)</b>
<b>FNSA Region:</b>	<b>6</b>	<b>Nu-chah-nuuth/Coast Salish</b>
<b>Student FTE (K5 - 12, SS):</b>	<b>132.000</b>	
K4 (not costed)	0.000	
<b>Total FTE:</b>	<b>132.000</b>	Independent School
Total number of students:	114	School Type: Elementary
Total Includes Adults:	0	Age Category: School Aged
<b>Located in School District</b>	<b>70</b>	<b>Alberni</b>
<b>Block Rate for District:</b>	<b>\$7,354</b>	
<b>District Enrolment:</b>	<b>4,976</b>	

### Provincial Funding Allocation:

#### Ministry of Education Formula:

##### Base Funding

Unit Funding @ \$5308	\$700,656	
Declining Enrolment	\$0	
<b>Total</b>		<b>\$700,656</b>

##### Unique Student Needs

ESL	\$0	
Aboriginal Education	\$125,400	
Special Education	\$92,283	
<b>Total</b>		<b>\$217,683</b>

##### Geographic Factors

Physical and Environmental	\$38,676	
Small Communities	\$141,600	
<b>Total</b>		<b>\$180,276</b>

##### Other Formula Funding

Salary Differential	\$31,681	
Transportation and Housing	\$36,878	
Formula Buffer	\$16,974	
<b>Total</b>		<b>\$85,533</b>

##### Non-Formula Operating Grants

Grants to Education Associations	\$2,660	
Provincial Learning Network	\$4,499	
Learning Resources - Provincial	\$972	
Provincial Collective Agreement Funds	\$10,119	
Special Purpose Grants	\$4,182	
Local Capital	\$29,644	
Ministry of Children and Family	\$9,721	
<b>Total</b>		<b>\$61,798</b>

**Total Operating: Provincial** **\$1,245,946**

**Total Operating / Student FTE** **\$9,439**

Major Capital (not included above) \$127,513

<b>School No.</b>	<b>1429</b>	<b>Gwa'Sala'Nakwaxda'xw School</b>
<b>Band No.:</b>	<b>724</b>	<b>Gwa'Sala-Nakwaxda'xw (CFA)</b>
<b>FNSA Region:</b>	<b>5</b>	<b>Kwaiut/Heiltsuk/Nuxalk/Oweekeno</b>
<b>Student FTE (K5 - 12, SS):</b>	<b>80.000</b>	
K4 (not costed)	9.000	
Total FTE:	89.000	Independent School
Total number of students:	98	School Type: Elementary
Total Includes Adults:	0	Age Category: School Aged
<b>Located in School District</b>	<b>85</b>	<b>Vancouver Island N.</b>
<b>Block Rate for District:</b>	<b>\$8,263</b>	
<b>District Enrolment:</b>	<b>2,325</b>	

### Provincial Funding Allocation:

#### Ministry of Education Formula:

##### Base Funding

Unit Funding @ \$5308	\$424,640	
Declining Enrolment	\$1,818	
<b>Total</b>		<b>\$426,458</b>

##### Unique Student Needs

ESL	\$0	
Aboriginal Education	\$76,000	
Special Education	\$84,599	
<b>Total</b>		<b>\$160,599</b>

##### Geographic Factors

Physical and Environmental	\$68,070	
Small Communities	\$144,000	
<b>Total</b>		<b>\$212,070</b>

##### Other Formula Funding

Salary Differential	\$16,749	
Transportation and Housing	\$27,805	
Formula Buffer	\$0	
<b>Total</b>		<b>\$44,554</b>

##### Non-Formula Operating Grants

Grants to Education Associations	\$1,612	
Provincial Learning Network	\$2,727	
Learning Resources - Provincial	\$589	
Provincial Collective Agreement Funds	\$6,133	
Special Purpose Grants	\$2,535	
Local Capital	\$19,327	
Ministry of Children and Family	\$5,892	
<b>Total</b>		<b>\$38,814</b>

**Total Operating: Provincial** **\$882,495**

**Total Operating / Student FTE** **\$11,031**

Major Capital (not included above) \$77,281

<b>School No.</b>	<b>1432</b>	<b>T'lisalagi'lakw School</b>
<b>Band No.:</b>	<b>631</b>	<b>NAMGIS (CFA)</b>
<b>FNSA Region:</b>	<b>5</b>	<b>Kwaiutl/Heiltsuk/Nuxalk/Oweekeno</b>
<b>Student FTE (K5 - 12, SS):</b>	<b>43.000</b>	
K4 (not costed)	5.500	
<b>Total FTE:</b>	<b>48.500</b>	Independent School
Total number of students:	54	School Type: Elem./Sec.
Total Includes Adults:	0	Age Category: School Aged
<b>Located in School District</b>	<b>85</b>	Vancouver Island N.
<b>Block Rate for District:</b>	<b>\$8,263</b>	
<b>District Enrolment:</b>	<b>2,325</b>	

### Provincial Funding Allocation:

#### Ministry of Education Formula:

##### Base Funding

Unit Funding @ \$5308	\$228,244	
Declining Enrolment	\$85,565	
<b>Total</b>		<b>\$313,809</b>

##### Unique Student Needs

ESL	\$0	
Aboriginal Education	\$40,850	
Special Education	\$45,472	
<b>Total</b>		<b>\$86,322</b>

##### Geographic Factors

Physical and Environmental	\$36,588	
Small Communities	\$106,000	
<b>Total</b>		<b>\$142,588</b>

##### Other Formula Funding

Salary Differential	\$9,003	
Transportation and Housing	\$14,945	
Formula Buffer	\$0	
<b>Total</b>		<b>\$23,948</b>

##### Non-Formula Operating Grants

Grants to Education Associations	\$867	
Provincial Learning Network	\$1,466	
Learning Resources - Provincial	\$317	
Provincial Collective Agreement Funds	\$3,296	
Special Purpose Grants	\$1,362	
Local Capital	\$10,388	
Ministry of Children and Family	\$3,167	
<b>Total</b>		<b>\$20,862</b>

##### Total Operating: Provincial

**\$587,529**

**Total Operating / Student FTE                   \$13,663**

Major Capital (not included above)           \$41,538

<b>School No.</b>	<b>1438</b>	<b>N'Kwala Elem./Sec. School</b>
<b>Band No.:</b>	<b>697</b>	<b>UPPER NICOLA (CFA)</b>
<b>FNSA Region:</b>	<b>4</b>	<b>Kootenay/Okanagan</b>
<b>Student FTE (K5 - 12, SS):</b>	<b>38.500</b>	
K4 (not costed)	2.500	
Total FTE:	41.000	Independent School
Total number of students:	51	School Type: Elem./Sec.
Total Includes Adults:	10	Age Category: School Aged
<b>Located In School District</b>	<b>58</b>	<b>Nicola-Similkameen</b>
<b>Block Rate for District:</b>	<b>\$7,109</b>	
<b>District Enrolment:</b>	<b>2,934</b>	

**Provincial Funding Allocation:**

**Ministry of Education Formula:**

<b>Base Funding</b>		
Unit Funding @ \$5308	\$204,358	
Declining Enrolment	\$6,861	
<b>Total</b>		<b>\$211,219</b>
<b>Unlque Student Needs</b>		
ESL	\$0	
Aboriginal Education	\$36,575	
Special Education	\$29,986	
<b>Total</b>		<b>\$66,561</b>
<b>Geographic Factors</b>		
Physical and Environmental	\$18,862	
Small Communities	\$115,000	
<b>Total</b>		<b>\$133,862</b>
<b>Other Formula Funding</b>		
Salary Differential	\$4,871	
Transportation and Housing	\$9,929	
Formula Buffer	\$0	
<b>Total</b>		<b>\$14,800</b>
<b>Non-Formula Operating Grants</b>		
Grants to Education Associations	\$776	
Provincial Learning Network	\$1,312	
Learning Resources - Provincial	\$284	
Provincial Collective Agreement Funds	\$2,951	
Special Purpose Grants	\$1,220	
Local Capital	\$7,708	
Ministry of Children and Family	\$2,835	
<b>Total</b>		<b>\$17,086</b>
<b>Total Operating: Provincial</b>		<b>\$443,528</b>
<b>Total Operating / Student FTE</b>	<b>\$11,520</b>	
Major Capital (not included above)	\$37,191	

<b>School No.</b>	<b>1439</b>	<b>Morris Williams Memorial Pre-School</b>
<b>Band No.:</b>	<b>607</b>	<b>LAKE BABINE (CFNFA)</b>
<b>FNSA Region:</b>	<b>8</b>	<b>Tsilqot'in/Carrier/Sekani</b>

<b>Student FTE (K5 - 12, SS):</b>	<b>7.500</b>	
K4 (not costed)	7.500	
Total FTE:	15.000	
Total number of students:	30	School Type: Elementary
Total Includes Adults:	0	Age Category: School Aged
<b>Located In School District</b>	<b>91</b>	<b>Nechako Lakes</b>
<b>Block Rate for District:</b>	<b>\$7,527</b>	
<b>District Enrolment:</b>	<b>5,106</b>	

### Provincial Funding Allocation:

#### Ministry of Education Formula:

<b>Base Funding</b>		
Unit Funding @ \$5308	\$39,810	
Declining Enrolment	\$0	
<b>Total</b>		<b>\$39,810</b>
<b>Unique Student Needs</b>		
ESL	\$265	
Aboriginal Education	\$7,125	
Special Education	\$3,615	
<b>Total</b>		<b>\$11,005</b>
<b>Geographic Factors</b>		
Physical and Environmental	\$4,606	
Small Communities	\$100,000	
<b>Total</b>		<b>\$104,606</b>
<b>Other Formula Funding</b>		
Salary Differential	\$2,318	
Transportation and Housing	\$3,914	
Formula Buffer	\$0	
<b>Total</b>		<b>\$6,232</b>
<b>Non-Formula Operating Grants</b>		
Grants to Education Associations	\$151	
Provincial Learning Network	\$256	
Learning Resources - Provincial	\$55	
Provincial Collective Agreement Funds	\$575	
Special Purpose Grants	\$238	
Local Capital	\$1,510	
Ministry of Children and Family	\$552	
<b>Total</b>		<b>\$3,337</b>
<b>Total Operating: Provincial</b>		<b>\$164,990</b>
<b>Total Operating / Student FTE</b>	<b>\$21,999</b>	
Major Capital (not included above)	\$7,245	



<b>School No.</b>	<b>1440</b>	<b>Tsay Keh Dene School</b>
<b>Band No.:</b>	<b>609</b>	<b>TSAY KEH DENE (CFA)</b>
<b>FNSA Region:</b>	<b>3</b>	<b>Kaska/Dene/Tahltan/Taglsh/Inland TlIngit</b>
<b>Student FTE (K5 - 12, SS):</b>	<b>54.500</b>	
K4 (not costed)	1.000	
<b>Total FTE:</b>	<b>55.500</b>	
Total number of students:	58	School Type: Elem./Sec.
Total Includes Adults:	5	Age Category: School Aged
<b>Located In School District</b>	<b>91</b>	<b>Nechako Lakes</b>
<b>Block Rate for District:</b>	<b>\$7,527</b>	
<b>District Enrolment:</b>	<b>5,106</b>	

### Provincial Funding Allocation:

#### Ministry of Education Formula:

##### Base Funding

Unit Funding @ \$5308	\$289,286	
Declining Enrolment	\$0	
<b>Total</b>		<b>\$289,286</b>

##### Unique Student Needs

ESL	\$1,926	
Aboriginal Education	\$51,775	
Special Education	\$26,270	
<b>Total</b>		<b>\$79,971</b>

##### Geographic Factors

Physical and Environmental	\$33,470	
Small Communities	\$244,000	
<b>Total</b>		<b>\$277,470</b>

##### Other Formula Funding

Salary Differential	\$16,845	
Transportation and Housing	\$28,440	
Formula Buffer	\$0	
<b>Total</b>		<b>\$45,285</b>

##### Non-Formula Operating Grants

Grants to Education Associations	\$1,098	
Provincial Learning Network	\$1,857	
Learning Resources - Provincial	\$401	
Provincial Collective Agreement Funds	\$4,178	
Special Purpose Grants	\$1,727	
Local Capital	\$10,971	
Ministry of Children and Family	\$4,014	
<b>Total</b>		<b>\$24,247</b>

**Total Operating: Provincial** **\$716,259**

**Total Operating / Student FTE** **\$13,142**

Major Capital (not included above) \$52,647

<b>School No.</b>	<b>1444</b>	<b>Chief Matthews Community School</b>
<b>Band No.:</b>	<b>669</b>	<b>OLD MASSETT (CFA)</b>
<b>FNSA Region:</b>	<b>2</b>	<b>Haida/Tsimshian/Haisia/Nisga'a</b>
<b>Student FTE (K5 - 12, SS):</b>	<b>25.000</b>	
K4 (not costed)	8.500	
<b>Total FTE:</b>	<b>33.500</b>	
Total number of students:	42	School Type: Elementary
Total Includes Adults:	0	Age Category: School Aged
<b>Located in School District</b>	<b>50</b>	Haida Gwaii/Q. Charl.
<b>Block Rate for District:</b>	<b>\$9,908</b>	
<b>District Enrolment:</b>	<b>877</b>	

### Provincial Funding Allocation:

#### Ministry of Education Formula:

##### Base Funding

Unit Funding @ \$5308	\$132,700	
Declining Enrolment	\$22,984	
<b>Total</b>		<b>\$155,684</b>

##### Unique Student Needs

ESL	\$0	
Aboriginal Education	\$23,750	
Special Education	\$15,845	
<b>Total</b>		<b>\$39,595</b>

##### Geographic Factors

Physical and Environmental	\$37,037	
Small Communities	\$100,000	
<b>Total</b>		<b>\$137,037</b>

##### Other Formula Funding

Salary Differential	\$1,508	
Transportation and Housing	\$8,321	
Formula Buffer	\$11,830	
<b>Total</b>		<b>\$21,658</b>

##### Non-Formula Operating Grants

Grants to Education Associations	\$504	
Provincial Learning Network	\$852	
Learning Resources - Provincial	\$184	
Provincial Collective Agreement Funds	\$1,916	
Special Purpose Grants	\$792	
Local Capital	\$9,582	
Ministry of Children and Family	\$1,841	
<b>Total</b>		<b>\$15,672</b>

**Total Operating: Provincial** **\$369,645**

**Total Operating / Student FTE** **\$14,786**

Major Capital (not included above) \$24,150

**School No.** 1458 **Xit'olacw Community Band School**  
**Band No.:** 557 **MOUNT CURRIE (CFA)**  
**FNSA Region:** 6 **Nu-chah-nuulth/Coast Salish**

**Student FTE (K5 - 12, SS):** 178.063  
 K4 (not costed) 16.000  
 Total FTE: 194.063  
 Total number of students: 211  
 Total Includes Adults: 1  
 School Type: Elem./Sec.  
 Age Category: School Aged

Located in School District 48 Howe Sound  
 Block Rate for District: \$6,818  
 District Enrolment: 4,453

### Provincial Funding Allocation:

#### Ministry of Education Formula:

**Base Funding**  
 Unit Funding @ \$5308 \$945,158  
 Declining Enrolment \$13,501  
**Total \$958,659**

**Unlque Student Needs**  
 ESL \$0  
 Aboriginal Education \$169,160  
 Special Education \$125,474  
**Total \$294,634**

**Geographic Factors**  
 Physical and Environmental \$51,039  
 Small Communities \$599,624  
**Total \$650,663**

**Other Formula Funding**  
 Salary Differential \$34,545  
 Transportation and Housing \$30,402  
 Formula Buffer \$14,803  
**Total \$79,749**

**Non-Formula Operating Grants**  
 Grants to Education Associations \$3,589  
 Provincial Learning Network \$6,069  
 Learning Resources - Provincial \$1,311  
 Provincial Collective Agreement Funds \$13,650  
 Special Purpose Grants \$5,642  
 Local Capital \$28,678  
 Ministry of Children and Family \$13,114  
**Total \$72,053**

**Total Operating: Provincial \$2,055,758**

**Total Operating / Student FTE \$11,545**

Major Capital (not included above) \$172,010

<b>School No.</b>	<b>1461</b>	<b>Seabird Island Community School</b>
<b>Band No.:</b>	<b>581</b>	<b>Seabird Island (CFA)</b>
<b>FNSA Region:</b>	<b>6</b>	<b>Nu-chah-nuulth/Coast Salish</b>
<b>Student FTE (K5 - 12, SS):</b>	<b>197.250</b>	
K4 (not costed)	8.500	
<b>Total FTE:</b>	<b>205.750</b>	Independent School
<b>Total number of students:</b>	<b>233</b>	School Type: Elem./Sec.
<b>Total Includes Adults:</b>	<b>0</b>	Age Category: School Aged
<b>Located In School District</b>	<b>78</b>	<b>Fraser-Cascade</b>
<b>Block Rate for District:</b>	<b>\$7,407</b>	
<b>District Enrolment:</b>	<b>2,302</b>	

### Provincial Funding Allocation:

#### Ministry of Education Formula:

##### Base Funding

Unit Funding @ \$5308	\$1,047,003	
Declining Enrolment	\$0	
<b>Total</b>		<b>\$1,047,003</b>

##### Unique Student Needs

ESL	\$0	
Aboriginal Education	\$187,388	
Special Education	\$44,928	
<b>Total</b>		<b>\$232,316</b>

##### Geographic Factors

Physical and Environmental	\$109,517	
Small Communities	\$585,450	
<b>Total</b>		<b>\$694,967</b>

##### Other Formula Funding

Salary Differential	\$36,740	
Transportation and Housing	\$60,717	
Formula Buffer	\$0	
<b>Total</b>		<b>\$97,457</b>

##### Non-Formula Operating Grants

Grants to Education Associations	\$3,975	
Provincial Learning Network	\$6,723	
Learning Resources - Provincial	\$1,453	
Provincial Collective Agreement Funds	\$15,121	
Special Purpose Grants	\$6,250	
Local Capital	\$41,920	
Ministry of Children and Family	\$14,527	
<b>Total</b>		<b>\$89,968</b>

**Total Operating: Provincial** **\$2,161,710**

**Total Operating / Student FTE** **\$10,959**

Major Capital (not included above) \$190,545

<b>School No.</b>	<b>1462</b>	<b>Chi Chuy Preschool</b>
<b>Band No.:</b>	<b>554</b>	<b>SLIAMMON (CFA)</b>
<b>FNSA Region:</b>	<b>6</b>	<b>Nu-chah-nuulth/Coast Salish</b>
<b>Student FTE (K5 - 12, SS):</b>	<b>16.000</b>	
K4 (not costed)	4.500	
<b>Total FTE:</b>	<b>20.500</b>	
Total number of students:	25	School Type: Elementary
Total Includes Adults:	0	Age Category: School Aged
<b>Located in School District</b>	<b>47</b>	<b>Powell River</b>
<b>Block Rate for District:</b>	<b>\$7,167</b>	
<b>District Enrolment:</b>	<b>2,937</b>	

### Provincial Funding Allocation:

#### Ministry of Education Formula:

##### Base Funding

Unit Funding @ \$5308	\$84,928	
Declining Enrolment	\$0	
<b>Total</b>		<b>\$84,928</b>

##### Unique Student Needs

ESL	\$0	
Aboriginal Education	\$15,200	
Special Education	\$9,388	
<b>Total</b>		<b>\$24,588</b>

##### Geographic Factors

Physical and Environmental	\$7,771	
Small Communities	\$100,000	
<b>Total</b>		<b>\$107,771</b>

##### Other Formula Funding

Salary Differential	\$2,527	
Transportation and Housing	\$5,030	
Formula Buffer	\$1,055	
<b>Total</b>		<b>\$8,612</b>

##### Non-Formula Operating Grants

Grants to Education Associations	\$322	
Provincial Learning Network	\$545	
Learning Resources - Provincial	\$118	
Provincial Collective Agreement Funds	\$1,227	
Special Purpose Grants	\$507	
Local Capital	\$3,771	
Ministry of Children and Family	\$1,178	
<b>Total</b>		<b>\$7,669</b>

**Total Operating: Provincial** **\$233,567**

**Total Operating / Student FTE** **\$14,598**

Major Capital (not included above) \$15,456



<b>School No.</b>	<b>1473</b>	<b>Klusklus Survival School</b>
<b>Band No.:</b>	<b>721</b>	<b>KLUSKUS (CFA)</b>
<b>FNSA Region:</b>	<b>8</b>	<b>Tsilqot'in/Carrier/Sekani</b>
<b>Student FTE (K5 - 12, SS):</b>	<b>12.000</b>	
K4 (not costed)	0.000	
Total FTE:	12.000	
Total number of students:	12	School Type: Elem./Sec.
Total Includes Adults:	0	Age Category: School Aged
<b>Located in School District</b>	<b>28</b>	<b>Quesnel</b>
<b>Block Rate for District:</b>	<b>\$7,283</b>	
<b>District Enrolment:</b>	<b>4,513</b>	

### Provincial Funding Allocation:

#### Ministry of Education Formula:

##### Base Funding

Unit Funding @ \$5308	\$63,696	
Declining Enrolment	\$2,309	
<b>Total</b>		<b>\$66,005</b>

##### Unique Student Needs

ESL	\$0	
Aboriginal Education	\$11,400	
Special Education	\$2,624	
<b>Total</b>		<b>\$14,024</b>

##### Geographic Factors

Physical and Environmental	\$4,229	
Small Communities	\$118,000	
<b>Total</b>		<b>\$122,229</b>

##### Other Formula Funding

Salary Differential	\$3,487	
Transportation and Housing	\$5,147	
Formula Buffer	\$0	
<b>Total</b>		<b>\$8,634</b>

##### Non-Formula Operating Grants

Grants to Education Associations	\$242	
Provincial Learning Network	\$409	
Learning Resources - Provincial	\$88	
Provincial Collective Agreement Funds	\$920	
Special Purpose Grants	\$380	
Local Capital	\$2,363	
Ministry of Children and Family	\$884	
<b>Total</b>		<b>\$5,286</b>

<b>Total Operating: Provincial</b>		<b>\$216,179</b>
------------------------------------	--	------------------

<b>Total Operating / Student FTE</b>	<b>\$18,015</b>
--------------------------------------	-----------------

Major Capital (not included above)	\$11,592
------------------------------------	----------

<b>School No.</b>	<b>1487</b>	<b>Acwáalcta Nuxalk</b>
<b>Band No.:</b>	<b>539</b>	<b>NUXALK NATION (CFA)</b>
<b>FNSA Region:</b>	<b>5</b>	<b>Kwaiutl/Heiltsuk/Nuxalk/Oweekeno</b>
<b>Student FTE (K5 - 12, SS):</b>	<b>120.000</b>	
K4 (not costed)	0.000	
<b>Total FTE:</b>	<b>120.000</b>	
Total number of students:	120	School Type: Elem./Sec.
Total Includes Adults:	2	Age Category: School Aged
<b>Located in School District</b>	<b>49</b>	<b>Central Coast</b>
<b>Block Rate for District:</b>	<b>\$13,109</b>	
<b>District Enrolment:</b>	<b>366</b>	

### Provincial Funding Allocation:

#### Ministry of Education Formula:

##### Base Funding

Unit Funding @ \$5308	\$636,960	
Declining Enrolment	\$17,835	
<b>Total</b>		<b>\$654,795</b>

##### Unique Student Needs

ESL	\$0	
Aboriginal Education	\$114,000	
Special Education	\$270,000	
<b>Total</b>		<b>\$384,000</b>

##### Geographic Factors

Physical and Environmental	\$308,798	
Small Communities	\$576,000	
<b>Total</b>		<b>\$884,798</b>

##### Other Formula Funding

Salary Differential	\$16,099	
Transportation and Housing	\$85,520	
Formula Buffer	\$0	
<b>Total</b>		<b>\$101,619</b>

##### Non-Formula Operating Grants

Grants to Education Associations	\$2,419	
Provincial Learning Network	\$4,090	
Learning Resources - Provincial	\$884	
Provincial Collective Agreement Funds	\$9,199	
Special Purpose Grants	\$3,802	
Local Capital	\$65,898	
Ministry of Children and Family	\$8,837	
<b>Total</b>		<b>\$95,129</b>

**Total Operating: Provincial** **\$2,120,341**

**Total Operating / Student FTE** **\$17,670**

Major Capital (not included above) \$115,921

<b>School No.</b>	<b>4725</b>	<b>Nak'albun Elem</b>
<b>Band No.:</b>	<b>614</b>	<b>Nak'azdli (CFNFA)</b>
<b>FNSA Region:</b>	<b>8</b>	<b>Tsilqot'in/Carrier/Sekani</b>
<b>Student FTE (K5 - 12, SS):</b>	<b>68.000</b>	
K4 (not costed)	0.000	
<b>Total FTE:</b>	<b>68.000</b>	Independent School
Total number of students:	68	School Type: Elementary
Total Includes Adults:	0	Age Category: School Aged
<b>Located in School District</b>	<b>91</b>	Nechako Lakes
<b>Block Rate for District:</b>	<b>\$7,527</b>	
<b>District Enrolment:</b>	<b>5,106</b>	

### Provincial Funding Allocation:

#### Ministry of Education Formula:

##### Base Funding

Unit Funding @ \$5308	\$360,944	
Declining Enrolment	\$0	
<b>Total</b>		<b>\$360,944</b>

##### Unique Student Needs

ESL	\$2,404	
Aboriginal Education	\$64,600	
Special Education	\$32,777	
<b>Total</b>		<b>\$99,781</b>

##### Geographic Factors

Physical and Environmental	\$41,761	
Small Communities	\$122,400	
<b>Total</b>		<b>\$164,161</b>

##### Other Formula Funding

Salary Differential	\$21,018	
Transportation and Housing	\$35,484	
Formula Buffer	\$0	
<b>Total</b>		<b>\$56,502</b>

##### Non-Formula Operating Grants

Grants to Education Associations	\$1,371	
Provincial Learning Network	\$2,318	
Learning Resources - Provincial	\$501	
Provincial Collective Agreement Funds	\$5,213	
Special Purpose Grants	\$2,155	
Local Capital	\$13,689	
Ministry of Children and Family	\$5,008	
<b>Total</b>		<b>\$30,253</b>

**Total Operating: Provincial** **\$711,641**

**Total Operating / Student FTE** **\$10,465**

Major Capital (not included above) \$65,689

<b>School No.</b>	<b>4760</b>	<b>Hartley Bay Elem/Sec</b>
<b>Band No.:</b>	<b>675</b>	<b>HARTLEY BAY (CFNFA)</b>
<b>FNSA Region:</b>	<b>2</b>	<b>Haida/Tsimshian/Haisla/Nisga'a</b>
<b>Student FTE (K5 - 12, SS):</b>	<b>56.625</b>	
K4 (not costed)	0.000	
<b>Total FTE:</b>	<b>56.625</b>	
<b>Total number of students:</b>	<b>62</b>	School Type: Elem./Sec.
<b>Total Includes Adults:</b>	<b>10</b>	Age Category: School Aged
<b>Located in School District</b>	<b>52</b>	Prince Rupert
<b>Block Rate for District:</b>	<b>\$7,744</b>	
<b>District Enrolment:</b>	<b>3,171</b>	

### Provincial Funding Allocation:

#### Ministry of Education Formula:

##### Base Funding

Unit Funding @ \$5308	\$300,566	
Declining Enrolment	\$3,424	
<b>Total</b>		<b>\$303,989</b>

##### Unique Student Needs

ESL	\$0	
Aboriginal Education	\$53,794	
Special Education	\$69,386	
<b>Total</b>		<b>\$123,180</b>

##### Geographic Factors

Physical and Environmental	\$35,677	
Small Communities	\$313,000	
<b>Total</b>		<b>\$348,677</b>

##### Other Formula Funding

Salary Differential	\$10,623	
Transportation and Housing	\$6,652	
Formula Buffer	\$0	
<b>Total</b>		<b>\$17,275</b>

##### Non-Formula Operating Grants

Grants to Education Associations	\$1,141	
Provincial Learning Network	\$1,930	
Learning Resources - Provincial	\$417	
Provincial Collective Agreement Funds	\$4,341	
Special Purpose Grants	\$1,794	
Local Capital	\$12,144	
Ministry of Children and Family	\$4,170	
<b>Total</b>		<b>\$25,938</b>

##### Total Operating: Provincial

**\$819,059**

<b>Total Operating / Student FTE</b>	<b>\$14,465</b>
--------------------------------------	-----------------

Major Capital (not included above)	\$54,700
------------------------------------	----------

<b>School No.</b>	<b>4761</b>	<b>Lach Klan Elem/Sec</b>
<b>Band No.:</b>	<b>672</b>	<b>KITKATLA (CFA)</b>
<b>FNSA Region:</b>	<b>2</b>	<b>Haida/Tsimshian/Haisla/Nisga'a</b>
<b>Student FTE (K5 - 12, SS):</b>	<b>90.563</b>	
K4 (not costed)	0.000	
<b>Total FTE:</b>	<b>90.563</b>	
Total number of students:	94	School Type: Elem./Sec.
Total Includes Adults:	4	Age Category: School Aged
<b>Located in School District</b>	<b>52</b>	Prince Rupert
<b>Block Rate for District:</b>	<b>\$7,744</b>	
<b>District Enrolment:</b>	<b>3,171</b>	

### Provincial Funding Allocation:

#### Ministry of Education Formula:

##### Base Funding

Unit Funding @ \$5308	\$480,708	
Declining Enrolment	\$38,157	
<b>Total</b>		<b>\$518,865</b>

##### Unique Student Needs

ESL	\$0	
Aboriginal Education	\$86,035	
Special Education	\$110,972	
<b>Total</b>		<b>\$197,007</b>

##### Geographic Factors

Physical and Environmental	\$57,060	
Small Communities	\$296,008	
<b>Total</b>		<b>\$353,068</b>

##### Other Formula Funding

Salary Differential	\$16,990	
Transportation and Housing	\$10,640	
Formula Buffer	\$0	
<b>Total</b>		<b>\$27,629</b>

##### Non-Formula Operating Grants

Grants to Education Associations	\$1,825	
Provincial Learning Network	\$3,087	
Learning Resources - Provincial	\$667	
Provincial Collective Agreement Funds	\$6,943	
Special Purpose Grants	\$2,869	
Local Capital	\$19,423	
Ministry of Children and Family	\$6,670	
<b>Total</b>		<b>\$41,483</b>

<b>Total Operating: Provincial</b>		<b>\$1,138,053</b>
------------------------------------	--	--------------------

<b>Total Operating / Student FTE</b>	<b>\$12,566</b>
--------------------------------------	-----------------

Major Capital (not included above)	\$87,485
------------------------------------	----------



<b>School No.</b>	<b>4762</b>	<b>Lax Kwa'alaams</b>
<b>Band No.:</b>	<b>674</b>	<b>LAX KWA'ALAAMS (CFNFA)</b>
<b>FNSA Region:</b>	<b>2</b>	<b>Haida/Tsimshian/Haisla/Nisga'a</b>
<b>Student FTE (K5 - 12, SS):</b>	<b>165.500</b>	
K4 (not costed)	0.000	
<b>Total FTE:</b>	<b>165.500</b>	
Total number of students:	175	School Type: Elem./Sec.
Total Includes Adults:	21	Age Category: School Aged
<b>Located in School District</b>	<b>52</b>	<b>Prince Rupert</b>
<b>Block Rate for District:</b>	<b>\$7,744</b>	
<b>District Enrolment:</b>	<b>3,171</b>	

### Provincial Funding Allocation:

#### Ministry of Education Formula:

##### Base Funding

Unit Funding @ \$5308	\$878,474	
Declining Enrolment	\$15,314	
<b>Total</b>		<b>\$893,788</b>

##### Unique Student Needs

ESL	\$0	
Aboriginal Education	\$157,225	
Special Education	\$202,797	
<b>Total</b>		<b>\$360,022</b>

##### Geographic Factors

Physical and Environmental	\$104,275	
Small Communities	\$483,050	
<b>Total</b>		<b>\$587,325</b>

##### Other Formula Funding

Salary Differential	\$31,048	
Transportation and Housing	\$19,443	
Formula Buffer	\$0	
<b>Total</b>		<b>\$50,492</b>

##### Non-Formula Operating Grants

Grants to Education Associations	\$3,336	
Provincial Learning Network	\$5,641	
Learning Resources - Provincial	\$1,219	
Provincial Collective Agreement Funds	\$12,687	
Special Purpose Grants	\$5,244	
Local Capital	\$35,494	
Ministry of Children and Family	\$12,188	
<b>Total</b>		<b>\$75,809</b>

<b>Total Operating: Provincial</b>		<b>\$1,967,435</b>
------------------------------------	--	--------------------

<b>Total Operating / Student FTE</b>	<b>\$11,888</b>
--------------------------------------	-----------------

Major Capital (not included above)	\$159,874
------------------------------------	-----------

<b>School No.</b>	<b>5692</b>	<b>Eliza Archie Memorial School</b>
<b>Band No.:</b>	<b>713</b>	<b>CANIM LAKE (CFNFA)</b>
<b>FNSA Region:</b>	<b>7</b>	<b>Secwepemic/Stl'at'imc/Nlaka'pamux</b>
<b>Student FTE (K5 - 12, SS):</b>	<b>26.000</b>	
K4 (not costed)	1.000	
<b>Total FTE:</b>	<b>27.000</b>	
Total number of students:	28	School Type: Elementary
Total Includes Adults:	0	Age Category: School Aged
<b>Located In School District</b>	<b>27</b>	<b>Cariboo-Chilcotin</b>
<b>Block Rate for District:</b>	<b>\$7,346</b>	
<b>District Enrolment:</b>	<b>7,182</b>	

### Provincial Funding Allocation:

#### Ministry of Education Formula:

##### Base Funding

Unit Funding @ \$5308	\$138,008	
Declining Enrolment	\$20,330	
<b>Total</b>		<b>\$158,338</b>

##### Unique Student Needs

ESL	\$0	
Aboriginal Education	\$24,700	
Special Education	\$6,116	
<b>Total</b>		<b>\$30,816</b>

##### Geographic Factors

Physical and Environmental	\$10,875	
Small Communities	\$100,000	
<b>Total</b>		<b>\$110,875</b>

##### Other Formula Funding

Salary Differential	\$4,695	
Transportation and Housing	\$15,197	
Formula Buffer	\$0	
<b>Total</b>		<b>\$19,893</b>

##### Non-Formula Operating Grants

Grants to Education Associations	\$524	
Provincial Learning Network	\$886	
Learning Resources - Provincial	\$191	
Provincial Collective Agreement Funds	\$1,993	
Special Purpose Grants	\$824	
Local Capital	\$5,396	
Ministry of Children and Family	\$1,915	
<b>Total</b>		<b>\$11,729</b>

<b>Total Operating: Provincial</b>		<b>\$331,651</b>
------------------------------------	--	------------------

<b>Total Operating / Student FTE</b>	<b>\$12,756</b>
--------------------------------------	-----------------

Major Capital (not included above)	\$25,116
------------------------------------	----------

<b>School No.</b>	<b>5707</b>	<b>Nus Wadeezulh Community School</b>
<b>Band No.:</b>	<b>608</b>	<b>TAKLA LAKE (CFA)</b>
<b>FNSA Region:</b>	<b>8</b>	<b>Tsilqot'In/Carrier/Sekani</b>
<b>Student FTE (K5 - 12, SS):</b>	<b>37.750</b>	
K4 (not costed)	0.500	
<b>Total FTE:</b>	<b>38.250</b>	
<b>Total number of students:</b>	<b>39</b>	School Type: Elem./Sec.
<b>Total Includes Adults:</b>	<b>3</b>	Age Category: School Aged
<b>Located in School District</b>	<b>91</b>	<b>Nechako Lakes</b>
<b>Block Rate for District:</b>	<b>\$7,527</b>	
<b>District Enrolment:</b>	<b>5,106</b>	

### Provincial Funding Allocation:

#### Ministry of Education Formula:

##### Base Funding

Unit Funding @ \$5308	\$200,377	
Declining Enrolment	\$105,410	
<b>Total</b>		<b>\$305,787</b>

##### Unique Student Needs

ESL	\$1,334	
Aboriginal Education	\$35,863	
Special Education	\$18,196	
<b>Total</b>		<b>\$55,393</b>

##### Geographic Factors

Physical and Environmental	\$23,184	
Small Communities	\$194,500	
<b>Total</b>		<b>\$217,684</b>

##### Other Formula Funding

Salary Differential	\$11,668	
Transportation and Housing	\$19,699	
Formula Buffer	\$0	
<b>Total</b>		<b>\$31,367</b>

##### Non-Formula Operating Grants

Grants to Education Associations	\$761	
Provincial Learning Network	\$1,287	
Learning Resources - Provincial	\$278	
Provincial Collective Agreement Funds	\$2,894	
Special Purpose Grants	\$1,196	
Local Capital	\$7,599	
Ministry of Children and Family	\$2,780	
<b>Total</b>		<b>\$16,795</b>

<b>Total Operating: Provincial</b>		<b>\$627,026</b>
------------------------------------	--	------------------

<b>Total Operating / Student FTE</b>	<b>\$16,610</b>
--------------------------------------	-----------------

Major Capital (not included above)	\$36,467
------------------------------------	----------

<b>School No.</b>	<b>5872</b>	<b>Hot Springs Cove</b>
<b>Band No.:</b>	<b>661</b>	<b>HESQUIAHT (CFNFA)</b>
<b>FNSA Region:</b>	<b>6</b>	<b>Nu-chah-nuulth/Coast Salish</b>
<b>Student FTE (K5 - 12, SS):</b>	<b>16.000</b>	
K4 (not costed)	1.000	
<b>Total FTE:</b>	<b>17.000</b>	
Total number of students:	18	School Type: Elementary
Total Includes Adults:	0	Age Category: School Aged
<b>Located in School District</b>	<b>70</b>	<b>Alberni</b>
<b>Block Rate for District:</b>	<b>\$7,354</b>	
<b>District Enrolment:</b>	<b>4,976</b>	

### Provincial Funding Allocation:

#### Ministry of Education Formula:

##### Base Funding

Unit Funding @ \$5308	\$84,928	
Declining Enrolment	\$0	
<b>Total</b>		<b>\$84,928</b>

##### Unique Student Needs

ESL	\$0	
Aboriginal Education	\$15,200	
Special Education	\$11,186	
<b>Total</b>		<b>\$26,386</b>

##### Geographic Factors

Physical and Environmental	\$4,688	
Small Communities	\$100,000	
<b>Total</b>		<b>\$104,688</b>

##### Other Formula Funding

Salary Differential	\$3,840	
Transportation and Housing	\$4,470	
Formula Buffer	\$2,057	
<b>Total</b>		<b>\$10,368</b>

##### Non-Formula Operating Grants

Grants to Education Associations	\$322	
Provincial Learning Network	\$545	
Learning Resources - Provincial	\$118	
Provincial Collective Agreement Funds	\$1,227	
Special Purpose Grants	\$507	
Local Capital	\$3,593	
Ministry of Children and Family	\$1,178	
<b>Total</b>		<b>\$7,491</b>

**Total Operating: Provincial** **\$233,860**

**Total Operating / Student FTE** **\$14,616**

Major Capital (not included above) \$15,456

<b>School No.</b>	<b>5896</b>	<b>Tsi Deldel School</b>
<b>Band No.:</b>	<b>710</b>	<b>ALEXIS CREEK (CFA)</b>
<b>FNSA Region:</b>	<b>8</b>	<b>Tsilqot'in/Carrier/Sekani</b>
<b>Student FTE (K5 - 12, SS):</b>	<b>45.000</b>	
K4 (not costed)	0.500	
Total FTE:	45.500	Independent School
Total number of students:	46	School Type: Elem./Sec.
Total Includes Adults:	0	Age Category: School Aged
<b>Located In School District</b>	<b>27</b>	<b>Cariboo-Chilcotin</b>
<b>Block Rate for District:</b>	<b>\$7,346</b>	
<b>District Enrolment:</b>	<b>7,182</b>	

### Provincial Funding Allocation:

#### Ministry of Education Formula:

##### Base Funding

Unit Funding @ \$5308	\$238,860	
Declining Enrolment	\$32,634	
<b>Total</b>		<b>\$271,494</b>

##### Unique Student Needs

ESL	\$0	
Aboriginal Education	\$42,750	
Special Education	\$10,586	
<b>Total</b>		<b>\$53,336</b>

##### Geographic Factors

Physical and Environmental	\$18,822	
Small Communities	\$190,000	
<b>Total</b>		<b>\$208,822</b>

##### Other Formula Funding

Salary Differential	\$8,126	
Transportation and Housing	\$26,303	
Formula Buffer	\$0	
<b>Total</b>		<b>\$34,429</b>

##### Non-Formula Operating Grants

Grants to Education Associations	\$907	
Provincial Learning Network	\$1,534	
Learning Resources - Provincial	\$331	
Provincial Collective Agreement Funds	\$3,450	
Special Purpose Grants	\$1,426	
Local Capital	\$9,339	
Ministry of Children and Family	\$3,314	
<b>Total</b>		<b>\$20,301</b>

**Total Operating: Provincial** **\$588,382**

**Total Operating / Student FTE** **\$13,075**

Major Capital (not included above) \$43,470



<b>School No.</b>	<b>6034</b>	<b>Kyah Wiget Adult Centre</b>
<b>Band No.:</b>	<b>530</b>	<b>MORICETOWN (CFA)</b>
<b>FNSA Region:</b>	<b>1</b>	<b>Gitksan/Wet'suwet'en</b>
<b>Student FTE (K5 - 12, SS):</b>	<b>14.250</b>	
K4 (not costed)	0.000	
<b>Total FTE:</b>	<b>14.250</b>	
Total number of students:	33	School Type: Elem./Sec.
Total Includes Adults:	31	Age Category: Adult
<b>Located in School District</b>	<b>82</b>	<b>Coast Mountains</b>
<b>Block Rate for District:</b>	<b>\$7,507</b>	
<b>District Enrolment:</b>	<b>6,896</b>	

### Provincial Funding Allocation:

#### Ministry of Education Formula:

##### Base Funding

Unit Funding @ \$5308	\$75,639	
Declining Enrolment	\$7,504	
<b>Total</b>		<b>\$83,143</b>

##### Unique Student Needs

ESL	\$1,864	
Aboriginal Education	\$13,538	
Special Education	\$8,752	
<b>Total</b>		<b>\$24,153</b>

##### Geographic Factors

Physical and Environmental	\$6,724	
Small Communities	\$235,750	
<b>Total</b>		<b>\$242,474</b>

##### Other Formula Funding

Salary Differential	\$2,365	
Transportation and Housing	\$4,476	
Formula Buffer	\$1,268	
<b>Total</b>		<b>\$8,108</b>

##### Non-Formula Operating Grants

Grants to Education Associations	\$287	
Provincial Learning Network	\$486	
Learning Resources - Provincial	\$105	
Provincial Collective Agreement Funds	\$1,092	
Special Purpose Grants	\$452	
Local Capital	\$3,403	
Ministry of Children and Family	\$1,049	
<b>Total</b>		<b>\$6,875</b>

<b>Total Operating: Provincial</b>		<b>\$364,753</b>
------------------------------------	--	------------------

<b>Total Operating / Student FTE</b>	<b>\$25,597</b>
--------------------------------------	-----------------

Major Capital (not included above)	\$13,766
------------------------------------	----------

<b>School No.</b>	<b>6103</b>	<b>Gitwangak Adult Program</b>
<b>Band No.:</b>	<b>536</b>	<b>GITWANGAK (CFNFA)</b>
<b>FNSA Region:</b>	<b>1</b>	<b>Gitksan/Wet'suwet'en</b>
<b>Student FTE (K5 - 12, SS):</b>	<b>16.125</b>	
K4 (not costed)	0.000	
Total FTE:	16.125	
Total number of students:	21	School Type: Secondary
Total Includes Adults:	19	Age Category: Adult
<b>Located in School District</b>	<b>82</b>	<b>Coast Mountains</b>
<b>Block Rate for District:</b>	<b>\$7,507</b>	
<b>District Enrolment:</b>	<b>6,896</b>	

### Provincial Funding Allocation:

#### Ministry of Education Formula:

##### Base Funding

Unit Funding @ \$5308	\$85,592	
Declining Enrolment	\$0	
<b>Total</b>		<b>\$85,592</b>

##### Unique Student Needs

ESL	\$2,109	
Aboriginal Education	\$15,319	
Special Education	\$9,903	
<b>Total</b>		<b>\$27,331</b>

##### Geographic Factors

Physical and Environmental	\$7,609	
Small Communities	\$278,000	
<b>Total</b>		<b>\$285,609</b>

##### Other Formula Funding

Salary Differential	\$2,676	
Transportation and Housing	\$5,064	
Formula Buffer	\$1,435	
<b>Total</b>		<b>\$9,175</b>

##### Non-Formula Operating Grants

Grants to Education Associations	\$325	
Provincial Learning Network	\$550	
Learning Resources - Provincial	\$119	
Provincial Collective Agreement Funds	\$1,236	
Special Purpose Grants	\$511	
Local Capital	\$3,851	
Ministry of Children and Family	\$1,188	
<b>Total</b>		<b>\$7,779</b>

**Total Operating: Provincial** **\$415,486**

**Total Operating / Student FTE** **\$25,767**

Major Capital (not included above) \$15,577

<b>School No.</b>	<b>6186</b>	<b>Tl'azten Adult Learning Centre</b>
<b>Band No.:</b>	<b>617</b>	<b>TL'AZT'EN NATION (CFA)</b>
<b>FNSA Region:</b>	<b>8</b>	<b>Tsilqot'in/Carrier/Sekani</b>

<b>Student FTE (K5 - 12, SS):</b>	<b>14.125</b>	
K4 (not costed)	0.000	
Total FTE:	14.125	
Total number of students:	44	School Type: Secondary
Total Includes Adults:	43	Age Category: Adult
<b>Located in School District</b>	<b>91</b>	<b>Nechako Lakes</b>
<b>Block Rate for District:</b>	<b>\$7,527</b>	
<b>District Enrolment:</b>	<b>5,106</b>	

### Provincial Funding Allocation:

#### Ministry of Education Formula:

##### Base Funding

Unit Funding @ \$5308	\$74,976	
Declining Enrolment	\$76,807	
<b>Total</b>		<b>\$151,782</b>

##### Unique Student Needs

ESL	\$499	
Aboriginal Education	\$13,419	
Special Education	\$6,808	
<b>Total</b>		<b>\$20,727</b>

##### Geographic Factors

Physical and Environmental	\$8,675	
Small Communities	\$184,750	
<b>Total</b>		<b>\$193,425</b>

##### Other Formula Funding

Salary Differential	\$4,366	
Transportation and Housing	\$7,371	
Formula Buffer	\$0	
<b>Total</b>		<b>\$11,737</b>

##### Non-Formula Operating Grants

Grants to Education Associations	\$285	
Provincial Learning Network	\$481	
Learning Resources - Provincial	\$104	
Provincial Collective Agreement Funds	\$1,083	
Special Purpose Grants	\$448	
Local Capital	\$2,843	
Ministry of Children and Family	\$1,040	
<b>Total</b>		<b>\$6,284</b>

<b>Total Operating: Provincial</b>		<b>\$383,954</b>
------------------------------------	--	------------------

<b>Total Operating / Student FTE</b>	<b>\$27,183</b>
--------------------------------------	-----------------

Major Capital (not included above)	\$13,645
------------------------------------	----------

<b>School No.</b>	<b>6334</b>	<b>Outma Squilxw Cultural</b>
<b>Band No.:</b>	<b>597</b>	<b>PENTICTON (CFA)</b>
<b>FNSA Region:</b>	<b>4</b>	<b>Kootenay/Okanagan</b>
<b>Student FTE (K5 - 12, SS):</b>	<b>26.000</b>	
K4 (not costed)	3.500	
<b>Total FTE:</b>	<b>29.500</b>	
<b>Total number of students:</b>	<b>33</b>	School Type: Elementary
<b>Total Includes Adults:</b>	<b>0</b>	Age Category: School Aged
<b>Located in School District</b>	<b>67</b>	Okanagan-Skaha
<b>Block Rate for District:</b>	<b>\$6,426</b>	
<b>District Enrolment:</b>	<b>7,435</b>	

### Provincial Funding Allocation:

#### Ministry of Education Formula:

##### Base Funding

Unit Funding @ \$5308	\$138,008	
Declining Enrolment	\$49,232	
<b>Total</b>		<b>\$187,240</b>

##### Unique Student Needs

ESL	\$0	
Aboriginal Education	\$24,700	
Special Education	\$18,140	
<b>Total</b>		<b>\$42,840</b>

##### Geographic Factors

Physical and Environmental	\$4,361	
Small Communities	\$100,000	
<b>Total</b>		<b>\$104,361</b>

##### Other Formula Funding

Salary Differential	\$5,438	
Transportation and Housing	\$2,855	
Formula Buffer	\$64	
<b>Total</b>		<b>\$8,357</b>

##### Non-Formula Operating Grants

Grants to Education Associations	\$524	
Provincial Learning Network	\$886	
Learning Resources - Provincial	\$191	
Provincial Collective Agreement Funds	\$1,993	
Special Purpose Grants	\$824	
Local Capital	\$4,610	
Ministry of Children and Family	\$1,915	
<b>Total</b>		<b>\$10,943</b>

**Total Operating: Provincial** **\$353,740**

**Total Operating / Student FTE** **\$13,605**

Major Capital (not included above) \$25,116

<b>School No.</b>	<b>6343</b>	<b>George Manuel Institute</b>
<b>Band No.:</b>	<b>690</b>	<b>NESKONLITH (CFA)</b>
<b>FNSA Region:</b>	<b>7</b>	<b>Secwpe/mlc/St'at'l'mc/Nlaka'pamux</b>
<b>Student FTE (K5 - 12, SS):</b>	<b>35.000</b>	
K4 (not costed)	0.000	
<b>Total FTE:</b>	<b>35.000</b>	
<b>Total number of students:</b>	<b>40</b>	School Type: Elem./Sec.
<b>Total Includes Adults:</b>	<b>27</b>	Age Category: Mixed Ages
<b>Located in School District</b>	<b>73</b>	Kamloops/Thompson
<b>Block Rate for District:</b>	<b>\$6,743</b>	
<b>District Enrolment:</b>	<b>16,467</b>	

### Provincial Funding Allocation:

#### Ministry of Education Formula:

##### Base Funding

Unit Funding @ \$5308	\$185,780	
Declining Enrolment	\$2,027	
<b>Total</b>		<b>\$187,807</b>

##### Unique Student Needs

ESL	\$0	
Aboriginal Education	\$33,250	
Special Education	\$19,411	
<b>Total</b>		<b>\$52,661</b>

##### Geographic Factors

Physical and Environmental	\$4,477	
Small Communities	\$440,688	
<b>Total</b>		<b>\$445,165</b>

##### Other Formula Funding

Salary Differential	\$8,134	
Transportation and Housing	\$7,416	
Formula Buffer	\$2,807	
<b>Total</b>		<b>\$18,357</b>

##### Non-Formula Operating Grants

Grants to Education Associations	\$705	
Provincial Learning Network	\$1,193	
Learning Resources - Provincial	\$258	
Provincial Collective Agreement Funds	\$2,683	
Special Purpose Grants	\$1,109	
Local Capital	\$6,617	
Ministry of Children and Family	\$2,578	
<b>Total</b>		<b>\$15,143</b>

<b>Total Operating: Provincial</b>		<b>\$719,133</b>
------------------------------------	--	------------------

<b>Total Operating / Student FTE</b>	<b>\$20,547</b>
--------------------------------------	-----------------

Major Capital (not included above)	\$33,810
------------------------------------	----------



<b>School No.</b>	<b>6346</b>	<b>Muskoti Learning Center</b>
<b>Band No.:</b>	<b>542</b>	<b>SAULTEAU (CFA)</b>
<b>FNSA Region:</b>	<b>3</b>	<b>Kaska/Dene/Tahltan/Tagish/Inland Tlingit</b>

<b>Student FTE (K5 - 12, SS):</b>	<b>32.250</b>	
K4 (not costed)	0.000	
<b>Total FTE:</b>	<b>32.250</b>	
Total number of students:	41	School Type: Elem./Sec.
Total Includes Adults:	36	Age Category: Adult
<b>Located In School District</b>	<b>59</b>	Peace River South
<b>Block Rate for District:</b>	<b>\$8,032</b>	
<b>District Enrolment:</b>	<b>4,835</b>	

### Provincial Funding Allocation:

#### Ministry of Education Formula:

##### Base Funding

Unit Funding @ \$5308	\$171,183	
Declining Enrolment	\$0	
<b>Total</b>		<b>\$171,183</b>

##### Unique Student Needs

ESL	\$0	
Aboriginal Education	\$30,638	
Special Education	\$27,414	
<b>Total</b>		<b>\$58,052</b>

##### Geographic Factors

Physical and Environmental	\$15,954	
Small Communities	\$345,000	
<b>Total</b>		<b>\$360,954</b>

##### Other Formula Funding

Salary Differential	\$2,315	
Transportation and Housing	\$21,478	
Formula Buffer	\$4,491	
<b>Total</b>		<b>\$28,284</b>

##### Non-Formula Operating Grants

Grants to Education Associations	\$650	
Provincial Learning Network	\$1,099	
Learning Resources - Provincial	\$238	
Provincial Collective Agreement Funds	\$2,472	
Special Purpose Grants	\$1,022	
Local Capital	\$8,201	
Ministry of Children and Family	\$2,375	
<b>Total</b>		<b>\$16,057</b>

<b>Total Operating: Provincial</b>		<b>\$634,530</b>
------------------------------------	--	------------------

<b>Total Operating / Student FTE</b>	<b>\$19,675</b>
--------------------------------------	-----------------

Major Capital (not included above)	\$31,154
------------------------------------	----------

<b>School No.</b>	<b>6612</b>	<b>Stein Valley / N'lakapamux Schools</b>
<b>Band No.:</b>	<b>705</b>	<b>Lytton (CFA)</b>
<b>FNSA Region:</b>	<b>7</b>	<b>Secwepemic/Stt'at'imc/Nlaka'pamux</b>

<b>Student FTE (K5 - 12, SS):</b>	<b>104.500</b>	
K4 (not costed)	7.500	
Total FTE:	112.000	Independent School
Total number of students:	120	School Type: Elem./Sec.
Total Includes Adults:	0	Age Category: School Aged
<b>Located In School District</b>	<b>74</b>	<b>Gold Trail</b>
<b>Block Rate for District:</b>	<b>\$8,602</b>	
<b>District Enrolment:</b>	<b>2,606</b>	

### Provincial Funding Allocation:

#### Ministry of Education Formula:

##### Base Funding

Unit Funding @ \$5308	\$554,686	
Declining Enrolment	\$0	
<b>Total</b>		<b>\$554,686</b>

##### Unique Student Needs

ESL	\$0	
Aboriginal Education	\$99,275	
Special Education	\$70,752	
<b>Total</b>		<b>\$170,027</b>

##### Geographic Factors

Physical and Environmental	\$72,442	
Small Communities	\$463,800	
<b>Total</b>		<b>\$536,242</b>

##### Other Formula Funding

Salary Differential	\$1,705	
Transportation and Housing	\$51,600	
Formula Buffer	\$1,115	
<b>Total</b>		<b>\$54,420</b>

##### Non-Formula Operating Grants

Grants to Education Associations	\$2,106	
Provincial Learning Network	\$3,562	
Learning Resources - Provincial	\$770	
Provincial Collective Agreement Funds	\$8,011	
Special Purpose Grants	\$3,311	
Local Capital	\$21,927	
Ministry of Children and Family	\$7,696	
<b>Total</b>		<b>\$47,382</b>

<b>Total Operating: Provincial</b>		<b>\$1,362,757</b>
------------------------------------	--	--------------------

<b>Total Operating / Student FTE</b>	<b>\$13,041</b>
--------------------------------------	-----------------

Major Capital (not included above)	\$100,948
------------------------------------	-----------

<b>School No.</b>	<b>6640</b>	<b>Wagalus School</b>
<b>Band No.:</b>	<b>626</b>	<b>KWAKIUTL (CFA)</b>
<b>FNSA Region:</b>	<b>5</b>	<b>Kwaiuti/Heiltsuk/Nuxalk/Oweekeno</b>
<b>Student FTE (K5 - 12, SS):</b>	<b>14.000</b>	
K4 (not costed)	5.000	
Total FTE:	19.000	
Total number of students:	24	School Type: Elementary
Total Includes Adults:	0	Age Category: School Aged
<b>Located In School District</b>	<b>85</b>	<b>Vancouver Island N.</b>
<b>Block Rate for District:</b>	<b>\$8,263</b>	
<b>District Enrolment:</b>	<b>2,325</b>	

### Provincial Funding Allocation:

#### Ministry of Education Formula:

##### Base Funding

Unit Funding @ \$5308	\$74,312
Declining Enrolment	\$0

**Total** **\$74,312**

##### Unique Student Needs

ESL	\$0
Aboriginal Education	\$13,300
Special Education	\$14,805

**Total** **\$28,105**

##### Geographic Factors

Physical and Environmental	\$11,912
Small Communities	\$100,000

**Total** **\$111,912**

##### Other Formula Funding

Salary Differential	\$2,931
Transportation and Housing	\$4,866
Formula Buffer	\$0

**Total** **\$7,797**

##### Non-Formula Operating Grants

Grants to Education Associations	\$282
Provincial Learning Network	\$477
Learning Resources - Provincial	\$103
Provincial Collective Agreement Funds	\$1,073
Special Purpose Grants	\$444
Local Capital	\$3,382
Ministry of Children and Family	\$1,031

**Total** **\$6,792**

**Total Operating: Provincial** **\$228,918**

**Total Operating / Student FTE** **\$16,351**

Major Capital (not included above) \$13,524

**School No.** 6651 **Jean Marie Joseph Adult Centre**  
**Band No.:** 728 **YEKOOCHE (CFA)**  
**FNSA Region:** 8 **Tsilqot'in/Carrier/Sekani**

**Student FTE (K5 - 12, SS):** 16.250  
 K4 (not costed) 0.000  
 Total FTE: 16.250  
 Total number of students: 20 School Type: Secondary  
 Total Includes Adults: 20 Age Category: Adult

**Located in School District** 91 **Nechako Lakes**  
**Block Rate for District:** \$7,527  
**District Enrolment:** 5,106

### Provincial Funding Allocation:

#### Ministry of Education Formula:

##### Base Funding

Unit Funding @ \$5308 \$86,255  
 Declining Enrolment \$9,422

**Total** **\$95,677**

##### Unique Student Needs

ESL \$574  
 Aboriginal Education \$15,438  
 Special Education \$7,833

**Total** **\$23,845**

##### Geographic Factors

Physical and Environmental \$9,980  
 Small Communities \$260,000

**Total** **\$269,980**

##### Other Formula Funding

Salary Differential \$5,023  
 Transportation and Housing \$8,480  
 Formula Buffer \$0

**Total** **\$13,502**

##### Non-Formula Operating Grants

Grants to Education Associations \$328  
 Provincial Learning Network \$554  
 Learning Resources - Provincial \$120  
 Provincial Collective Agreement Funds \$1,246  
 Special Purpose Grants \$515  
 Local Capital \$3,271  
 Ministry of Children and Family \$1,197

**Total** **\$7,230**

**Total Operating: Provincial** **\$410,233**

**Total Operating / Student FTE** **\$25,245**

Major Capital (not included above) \$15,698

<b>School No.</b>	<b>6908</b>	<b>First Nations Highschool (Hazelton)</b>
<b>Band No.:</b>	<b>531</b>	<b>GITANMAAX (CFNFA)</b>
<b>FNSA Region:</b>	<b>1</b>	<b>Gitksan/Wet'suwet'en</b>
<b>Student FTE (K5 - 12, SS):</b>	<b>73.000</b>	
K4 (not costed)	0.000	
<b>Total FTE:</b>	<b>73.000</b>	
<b>Total number of students:</b>	<b>73</b>	<b>School Type: Secondary</b>
<b>Total Includes Adults:</b>	<b>62</b>	<b>Age Category: Adult</b>
<b>Located In School District</b>	<b>82</b>	<b>Coast Mountains</b>
<b>Block Rate for District:</b>	<b>\$7,507</b>	
<b>District Enrolment:</b>	<b>6,896</b>	

### Provincial Funding Allocation:

#### Ministry of Education Formula:

##### Base Funding

Unit Funding @ \$5308	\$387,484	
Declining Enrolment	\$0	
<b>Total</b>		<b>\$387,484</b>

##### Unique Student Needs

ESL	\$9,548	
Aboriginal Education	\$69,350	
Special Education	\$44,834	
<b>Total</b>		<b>\$123,732</b>

##### Geographic Factors

Physical and Environmental	\$34,447	
Small Communities	\$448,500	
<b>Total</b>		<b>\$482,947</b>

##### Other Formula Funding

Salary Differential	\$12,113	
Transportation and Housing	\$22,928	
Formula Buffer	\$6,496	
<b>Total</b>		<b>\$41,537</b>

##### Non-Formula Operating Grants

Grants to Education Associations	\$1,471	
Provincial Learning Network	\$2,488	
Learning Resources - Provincial	\$538	
Provincial Collective Agreement Funds	\$5,596	
Special Purpose Grants	\$2,313	
Local Capital	\$17,435	
Ministry of Children and Family	\$5,376	
<b>Total</b>		<b>\$35,218</b>

<b>Total Operating: Provincial</b>	<b>\$1,070,917</b>
------------------------------------	--------------------

<b>Total Operating / Student FTE</b>	<b>\$14,670</b>
--------------------------------------	-----------------

Major Capital (not included above)	\$70,519
------------------------------------	----------



<b>School No.</b>	<b>6932</b>	<b>GitGingolx Wilp Wiloxskw Adult</b>
<b>Band No.:</b>	<b>671</b>	<b>KINCOLITH (CFA)</b>
<b>FNSA Region:</b>	<b>2</b>	<b>Haida/Tsimshian/Haisla/Nisga'a</b>
<b>Student FTE (K5 - 12, SS):</b>	<b>19.500</b>	
K4 (not costed)	0.000	
<b>Total FTE:</b>	<b>19.500</b>	
<b>Total number of students:</b>	<b>22</b>	<b>School Type: Secondary</b>
<b>Total Includes Adults:</b>	<b>22</b>	<b>Age Category: Adult</b>
<b>Located in School District</b>	<b>92</b>	<b>Nisga'a</b>
<b>Block Rate for District:</b>	<b>\$12,104</b>	
<b>District Enrolment:</b>	<b>497</b>	

### Provincial Funding Allocation:

#### Ministry of Education Formula:

##### Base Funding

Unit Funding @ \$5308	\$103,506	
Declining Enrolment	\$0	
<b>Total</b>		<b>\$103,506</b>

##### Unique Student Needs

ESL	\$0	
Aboriginal Education	\$18,525	
Special Education	\$24,745	
<b>Total</b>		<b>\$43,270</b>

##### Geographic Factors

Physical and Environmental	\$40,585	
Small Communities	\$357,000	
<b>Total</b>		<b>\$397,585</b>

##### Other Formula Funding

Salary Differential	\$1,741	
Transportation and Housing	\$16,036	
Formula Buffer	\$0	
<b>Total</b>		<b>\$17,777</b>

##### Non-Formula Operating Grants

Grants to Education Associations	\$393	
Provincial Learning Network	\$665	
Learning Resources - Provincial	\$144	
Provincial Collective Agreement Funds	\$1,495	
Special Purpose Grants	\$618	
Local Capital	\$6,228	
Ministry of Children and Family	\$1,436	
<b>Total</b>		<b>\$10,978</b>

<b>Total Operating: Provincial</b>		<b>\$573,116</b>
------------------------------------	--	------------------

<b>Total Operating / Student FTE</b>	<b>\$29,391</b>
--------------------------------------	-----------------

Major Capital (not included above)	\$18,837
------------------------------------	----------

<b>School No.</b>	<b>7114</b>	<b>Rosie Seymour Elementary</b>
<b>Band No.:</b>	<b>723</b>	<b>CANOE CREEK (CFA)</b>
<b>FNSA Region:</b>	<b>7</b>	<b>Secwpmic/St'at'l'imc/Nlaka'pamux</b>
<b>Student FTE (K5 - 12, SS):</b>	<b>20.000</b>	
K4 (not costed)	0.000	
Total FTE:	20.000	
Total number of students:	20	School Type: Elementary
Total Includes Adults:	0	Age Category: School Aged
<b>Located in School District</b>	<b>74</b>	<b>Gold Trail</b>
<b>Block Rate for District:</b>	<b>\$8,602</b>	
<b>District Enrolment:</b>	<b>2,606</b>	

### Provincial Funding Allocation:

#### Ministry of Education Formula:

##### Base Funding

Unit Funding @ \$5308	\$106,160	
Declining Enrolment	\$9,979	

**Total** **\$116,139**

##### Unique Student Needs

ESL	\$0	
Aboriginal Education	\$19,000	
Special Education	\$13,541	

**Total** **\$32,541**

##### Geographic Factors

Physical and Environmental	\$13,864	
Small Communities	\$100,000	

**Total** **\$113,864**

##### Other Formula Funding

Salary Differential	\$326	
Transportation and Housing	\$9,876	
Formula Buffer	\$213	

**Total** **\$10,415**

##### Non-Formula Operating Grants

Grants to Education Associations	\$403	
Provincial Learning Network	\$682	
Learning Resources - Provincial	\$147	
Provincial Collective Agreement Funds	\$1,533	
Special Purpose Grants	\$634	
Local Capital	\$4,196	
Ministry of Children and Family	\$1,473	

**Total** **\$9,068**

**Total Operating: Provincial** **\$282,028**

**Total Operating / Student FTE** **\$14,101**

Major Capital (not included above) \$19,320

<b>School No.</b>	<b>7117</b>	<b>Penticton Indian Band Education Centre</b>	
<b>Band No.:</b>	<b>597</b>	<b>PENTICTON (CFA)</b>	
<b>FNSA Region:</b>	<b>4</b>	<b>Kootenay/Okanagan</b>	
<b>Student FTE (K5 - 12, SS):</b>	<b>32.000</b>		
K4 (not costed)	0.000		
Total FTE:	32.000		
Total number of students:	34	School Type:	Secondary
Total Includes Adults:	25	Age Category:	Mixed Ages
<b>Located in School District</b>	<b>67</b>	<b>Okanagan-Skaha</b>	
<b>Block Rate for District:</b>	<b>\$6,426</b>		
<b>District Enrolment:</b>	<b>7,435</b>		

### Provincial Funding Allocation:

#### Ministry of Education Formula:

##### Base Funding

Unit Funding @ \$5308	\$169,856	
Declining Enrolment	\$29,038	
<b>Total</b>		<b>\$198,894</b>

##### Unique Student Needs

ESL	\$0	
Aboriginal Education	\$30,400	
Special Education	\$22,326	
<b>Total</b>		<b>\$52,726</b>

##### Geographic Factors

Physical and Environmental	\$5,367	
Small Communities	\$434,781	
<b>Total</b>		<b>\$440,149</b>

##### Other Formula Funding

Salary Differential	\$6,693	
Transportation and Housing	\$3,514	
Formula Buffer	\$78	
<b>Total</b>		<b>\$10,285</b>

##### Non-Formula Operating Grants

Grants to Education Associations	\$645	
Provincial Learning Network	\$1,091	
Learning Resources - Provincial	\$236	
Provincial Collective Agreement Funds	\$2,453	
Special Purpose Grants	\$1,014	
Local Capital	\$5,673	
Ministry of Children and Family	\$2,357	
<b>Total</b>		<b>\$13,468</b>

**Total Operating: Provincial** **\$715,522**

**Total Operating / Student FTE** **\$22,360**

Major Capital (not included above) \$30,912

**School No.** 7120  
**Band No.:** 684  
**FNSA Region:** 7

**Switzemalph Adult Learning Centre**  
**ADAMS LAKE (CFA)**  
**Secwpepic/St'at'imc/Nlaka'pamux**

<b>Student FTE (K5 - 12, SS):</b>	<b>34.875</b>	
K4 (not costed)	0.000	
Total FTE:	34.875	
Total number of students:	39	School Type: Secondary
Total Includes Adults:	39	Age Category: Adult
<b>Located in School District:</b>	83	N. Okanagan-Shuswap
<b>Block Rate for District:</b>	\$6,876	
<b>District Enrolment:</b>	8,175	

### Provincial Funding Allocation:

#### Ministry of Education Formula:

##### Base Funding

Unit Funding @ \$5308	\$185,117	
Declining Enrolment	\$0	
<b>Total</b>		<b>\$185,117</b>

##### Unique Student Needs

ESL	\$0	
Aboriginal Education	\$33,131	
Special Education	\$47,466	
<b>Total</b>		<b>\$80,597</b>

##### Geographic Factors

Physical and Environmental	\$6,238	
Small Communities	\$456,625	
<b>Total</b>		<b>\$462,863</b>

##### Other Formula Funding

Salary Differential	\$5,550	
Transportation and Housing	\$11,305	
Formula Buffer	\$2,695	
<b>Total</b>		<b>\$19,551</b>

##### Non-Formula Operating Grants

Grants to Education Associations	\$703	
Provincial Learning Network	\$1,189	
Learning Resources - Provincial	\$257	
Provincial Collective Agreement Funds	\$2,674	
Special Purpose Grants	\$1,105	
Local Capital	\$6,582	
Ministry of Children and Family	\$2,568	
<b>Total</b>		<b>\$15,078</b>

**Total Operating: Provincial** **\$763,205**

**Total Operating / Student FTE** **\$21,884**

Major Capital (not included above) \$33,690

<b>School No.</b>	<b>7136</b>	<b>Takla Lake Adult Centre</b>
<b>Band No.:</b>	<b>608</b>	<b>TAKLA LAKE (CFA)</b>
<b>FNSA Region:</b>	<b>8</b>	<b>Tsilqot'in/Carrier/Sekani</b>
<b>Student FTE (K5 - 12, SS):</b>	<b>22.125</b>	
K4 (not costed)	0.000	
Total FTE:	22.125	
Total number of students:	25	School Type: Secondary
Total Includes Adults:	25	Age Category: Adult
<b>Located in School District</b>	91	Nechako Lakes
<b>Block Rate for District:</b>	\$7,527	
<b>District Enrolment:</b>	5,106	

### Provincial Funding Allocation:

#### Ministry of Education Formula:

<b>Base Funding</b>		
Unit Funding @ \$5308	\$117,440	
Declining Enrolment	\$0	
<b>Total</b>		<b>\$117,440</b>
<b>Unique Student Needs</b>		
ESL	\$782	
Aboriginal Education	\$21,019	
Special Education	\$10,665	
<b>Total</b>		<b>\$32,465</b>
<b>Geographic Factors</b>		
Physical and Environmental	\$13,588	
Small Communities	\$252,750	
<b>Total</b>		<b>\$266,338</b>
<b>Other Formula Funding</b>		
Salary Differential	\$6,838	
Transportation and Housing	\$11,545	
Formula Buffer	\$0	
<b>Total</b>		<b>\$18,384</b>
<b>Non-Formula Operating Grants</b>		
Grants to Education Associations	\$446	
Provincial Learning Network	\$754	
Learning Resources - Provincial	\$163	
Provincial Collective Agreement Funds	\$1,696	
Special Purpose Grants	\$701	
Local Capital	\$4,454	
Ministry of Children and Family	\$1,629	
<b>Total</b>		<b>\$9,843</b>
<b>Total Operating: Provincial</b>		<b>\$444,470</b>
<b>Total Operating / Student FTE</b>	<b>\$20,089</b>	
Major Capital (not included above)	\$21,373	



<b>School No.</b>	<b>7326</b>	<b>Ted Williams Memorial Learning Centre</b>
<b>Band No.:</b>	<b>607</b>	<b>LAKE BABINE (CFNFA)</b>
<b>FNSA Region:</b>	<b>8</b>	<b>Tsilqot'in/Carrier/Sekani</b>
<b>Student FTE (K5 - 12, SS):</b>	<b>34.250</b>	
K4 (not costed)	0.000	
Total FTE:	34.250	
Total number of students:	35	School Type: Secondary
Total Includes Adults:	29	Age Category: Adult
<b>Located in School District</b>	<b>91</b>	<b>Nechako Lakes</b>
<b>Block Rate for District:</b>	<b>\$7,527</b>	
<b>District Enrolment:</b>	<b>5,106</b>	

### Provincial Funding Allocation:

#### Ministry of Education Formula:

##### Base Funding

Unit Funding @ \$5308	\$181,799	
Declining Enrolment	\$12,557	
<b>Total</b>		<b>\$194,356</b>

##### Unique Student Needs

ESL	\$1,211	
Aboriginal Education	\$32,538	
Special Education	\$16,509	
<b>Total</b>		<b>\$50,257</b>

##### Geographic Factors

Physical and Environmental	\$21,034	
Small Communities	\$454,938	
<b>Total</b>		<b>\$475,972</b>

##### Other Formula Funding

Salary Differential	\$10,586	
Transportation and Housing	\$17,873	
Formula Buffer	\$0	
<b>Total</b>		<b>\$28,459</b>

##### Non-Formula Operating Grants

Grants to Education Associations	\$690	
Provincial Learning Network	\$1,167	
Learning Resources - Provincial	\$252	
Provincial Collective Agreement Funds	\$2,626	
Special Purpose Grants	\$1,085	
Local Capital	\$6,895	
Ministry of Children and Family	\$2,522	
<b>Total</b>		<b>\$15,238</b>

<b>Total Operating: Provincial</b>		<b>\$764,281</b>
------------------------------------	--	------------------

<b>Total Operating / Student FTE</b>	<b>\$22,315</b>
--------------------------------------	-----------------

Major Capital (not included above)	\$33,086
------------------------------------	----------

<b>School No.</b>	<b>7331</b>	<b>Waglisla Integrated Studies</b>
<b>Band No.:</b>	<b>538</b>	<b>HEILTSUK (CFNFA)</b>
<b>FNSA Region:</b>	<b>5</b>	<b>Kwaiuti/Heiltsuk/Nuxalk/Oweekeno</b>
<b>Student FTE (K5 - 12, SS):</b>	<b>28.875</b>	
K4 (not costed)	0.000	
<b>Total FTE:</b>	<b>28.875</b>	
<b>Total number of students:</b>	<b>36</b>	School Type: Secondary
<b>Total Includes Adults:</b>	<b>32</b>	Age Category: Adult
<b>Located in School District</b>	<b>49</b>	Central Coast
<b>Block Rate for District:</b>	<b>\$13,109</b>	
<b>District Enrolment:</b>	<b>366</b>	

### Provincial Funding Allocation:

#### Ministry of Education Formula:

##### Base Funding

Unit Funding @ \$5308	\$153,269	
Declining Enrolment	\$8,101	
<b>Total</b>		<b>\$161,370</b>

##### Unique Student Needs

ESL	\$0	
Aboriginal Education	\$27,431	
Special Education	\$64,969	
<b>Total</b>		<b>\$92,400</b>

##### Geographic Factors

Physical and Environmental	\$74,305	
Small Communities	\$421,469	
<b>Total</b>		<b>\$495,773</b>

##### Other Formula Funding

Salary Differential	\$3,874	
Transportation and Housing	\$20,578	
Formula Buffer	\$0	
<b>Total</b>		<b>\$24,452</b>

##### Non-Formula Operating Grants

Grants to Education Associations	\$582	
Provincial Learning Network	\$984	
Learning Resources - Provincial	\$213	
Provincial Collective Agreement Funds	\$2,214	
Special Purpose Grants	\$915	
Local Capital	\$15,857	
Ministry of Children and Family	\$2,127	
<b>Total</b>		<b>\$22,891</b>

<b>Total Operating: Provincial</b>		<b>\$796,886</b>
------------------------------------	--	------------------

<b>Total Operating / Student FTE</b>	<b>\$27,598</b>
--------------------------------------	-----------------

Major Capital (not included above)	\$27,893
------------------------------------	----------

<b>School No.</b>	<b>7600</b>	<b>Secwepemc Cultural Education Society</b>
<b>Band No.:</b>	<b>691</b>	<b>NORTH THOMPSON (CFA)</b>
<b>FNSA Region:</b>	<b>7</b>	<b>Secwepemc/St'at'imc/Nlaka'pamux</b>
<b>Student FTE (K5 - 12, SS):</b>	<b>16.750</b>	
K4 (not costed)	0.000	
<b>Total FTE:</b>	<b>16.750</b>	
<b>Total number of students:</b>	<b>24</b>	School Type: Secondary
<b>Total Includes Adults:</b>	<b>24</b>	Age Category: Adult
<b>Located in School District</b>	<b>73</b>	Kamloops/Thompson
<b>Block Rate for District:</b>	<b>\$6,743</b>	
<b>District Enrolment:</b>	<b>16,467</b>	

### Provincial Funding Allocation:

#### Ministry of Education Formula:

##### Base Funding

Unit Funding @ \$5308	\$88,909	
Declining Enrolment	\$6,124	
<b>Total</b>		<b>\$95,033</b>

##### Unique Student Needs

ESL	\$0	
Aboriginal Education	\$15,913	
Special Education	\$9,289	
<b>Total</b>		<b>\$25,202</b>

##### Geographic Factors

Physical and Environmental	\$2,143	
Small Communities	\$328,000	
<b>Total</b>		<b>\$330,143</b>

##### Other Formula Funding

Salary Differential	\$3,893	
Transportation and Housing	\$3,549	
Formula Buffer	\$1,343	
<b>Total</b>		<b>\$8,785</b>

##### Non-Formula Operating Grants

Grants to Education Associations	\$338	
Provincial Learning Network	\$571	
Learning Resources - Provincial	\$123	
Provincial Collective Agreement Funds	\$1,284	
Special Purpose Grants	\$531	
Local Capital	\$3,167	
Ministry of Children and Family	\$1,234	
<b>Total</b>		<b>\$7,247</b>

<b>Total Operating: Provincial</b>		<b>\$466,410</b>
------------------------------------	--	------------------

<b>Total Operating / Student FTE</b>	<b>\$27,845</b>
--------------------------------------	-----------------

Major Capital (not included above)	\$16,181
------------------------------------	----------

<b>School No.</b>	<b>7636</b>	<b>Lip'Alhye School</b>
<b>Band No.:</b>	<b>539</b>	<b>NUXALK NATION (CFA)</b>
<b>FNSA Region:</b>	<b>5</b>	<b>Kwalutl/Heiltsuk/Nuxalk/Oweekeno</b>
<b>Student FTE (K5 - 12, SS):</b>	<b>42.000</b>	
K4 (not costed)	0.000	
Total FTE:	42.000	
Total number of students:	42	School Type: Secondary
Total Includes Adults:	41	Age Category: Adult
<b>Located in School District</b>	<b>49</b>	<b>Central Coast</b>
<b>Block Rate for District:</b>	<b>\$13,109</b>	
<b>District Enrolment:</b>	<b>366</b>	

### Provincial Funding Allocation:

#### Ministry of Education Formula:

##### Base Funding

Unit Funding @ \$5308	\$222,936	
Declining Enrolment	\$9,395	
<b>Total</b>		<b>\$232,331</b>

##### Unique Student Needs

ESL	\$0	
Aboriginal Education	\$39,900	
Special Education	\$94,500	
<b>Total</b>		<b>\$134,400</b>

##### Geographic Factors

Physical and Environmental	\$108,079	
Small Communities	\$494,500	
<b>Total</b>		<b>\$602,579</b>

##### Other Formula Funding

Salary Differential	\$5,635	
Transportation and Housing	\$29,932	
Formula Buffer	\$0	
<b>Total</b>		<b>\$35,567</b>

##### Non-Formula Operating Grants

Grants to Education Associations	\$846	
Provincial Learning Network	\$1,431	
Learning Resources - Provincial	\$309	
Provincial Collective Agreement Funds	\$3,220	
Special Purpose Grants	\$1,331	
Local Capital	\$23,064	
Ministry of Children and Family	\$3,093	
<b>Total</b>		<b>\$33,295</b>

**Total Operating: Provincial** **\$1,038,172**

**Total Operating / Student FTE** **\$24,718**

Major Capital (not included above) \$40,572

<b>School No.</b>	<b>8101</b>	<b>Kwadacha Dune Ty Centre</b>
<b>Band No.:</b>	<b>610</b>	<b>KWADACHA (CFA)</b>
<b>FNSA Region:</b>	<b>3</b>	<b>Kaska/Dene/Tahitan/Tagish/Inland Tlingit</b>
<b>Student FTE (K5 - 12, SS):</b>	<b>25.000</b>	
K4 (not costed)	0.000	
<b>Total FTE:</b>	<b>25.000</b>	
<b>Total number of students:</b>	<b>43</b>	School Type: Elem./Sec.
<b>Total Includes Adults:</b>	<b>43</b>	Age Category: Adult
<b>Located in School District</b>	<b>87</b>	<b>Stikine</b>
<b>Block Rate for District:</b>	<b>\$16,416</b>	
<b>District Enrolment:</b>	<b>328</b>	

### Provincial Funding Allocation:

#### Ministry of Education Formula:

##### Base Funding

Unit Funding @ \$5308	\$132,700	
Declining Enrolment	\$0	
<b>Total</b>		<b>\$132,700</b>

##### Unique Student Needs

ESL	\$171	
Aboriginal Education	\$23,750	
Special Education	\$34,106	
<b>Total</b>		<b>\$58,027</b>

##### Geographic Factors

Physical and Environmental	\$79,806	
Small Communities	\$207,000	
<b>Total</b>		<b>\$286,806</b>

##### Other Formula Funding

Salary Differential	\$9,494	
Transportation and Housing	\$25,554	
Formula Buffer	\$0	
<b>Total</b>		<b>\$35,049</b>

##### Non-Formula Operating Grants

Grants to Education Associations	\$504	
Provincial Learning Network	\$852	
Learning Resources - Provincial	\$184	
Provincial Collective Agreement Funds	\$1,916	
Special Purpose Grants	\$792	
Local Capital	\$19,198	
Ministry of Children and Family	\$1,841	
<b>Total</b>		<b>\$25,287</b>

**Total Operating: Provincial** **\$537,869**

**Total Operating / Student FTE** **\$21,515**

Major Capital (not included above) \$24,150



<b>School No.</b>	<b>8121</b>	<b>A'Q'Amnik Elementary</b>
<b>Band No.:</b>	<b>602</b>	<b>St. Mary's (CFA)</b>
<b>FNSA Region:</b>	<b>4</b>	<b>Kootenay/Okanagan</b>
<b>Student FTE (K5 - 12, SS):</b>	<b>27.063</b>	
K4 (not costed)	0.000	
Total FTE:	27.063	Independent School
Total number of students:	28	School Type: Elementary
Total Includes Adults:	0	Age Category: School Aged
<b>Located In School District</b>	<b>5</b>	<b>Southeast Kootenay</b>
<b>Block Rate for District:</b>	<b>\$7,018</b>	
<b>District Enrolment:</b>	<b>6,552</b>	

### Provincial Funding Allocation:

#### Ministry of Education Formula:

##### Base Funding

Unit Funding @ \$5308	\$143,650	
Declining Enrolment	\$0	
<b>Total</b>		<b>\$143,650</b>

##### Unique Student Needs

ESL	\$0	
Aboriginal Education	\$25,710	
Special Education	\$20,577	
<b>Total</b>		<b>\$46,287</b>

##### Geographic Factors

Physical and Environmental	\$10,214	
Small Communities	\$100,000	
<b>Total</b>		<b>\$110,214</b>

##### Other Formula Funding

Salary Differential	\$8,431	
Transportation and Housing	\$6,035	
Formula Buffer	\$1,254	
<b>Total</b>		<b>\$15,720</b>

##### Non-Formula Operating Grants

Grants to Education Associations	\$545	
Provincial Learning Network	\$922	
Learning Resources - Provincial	\$199	
Provincial Collective Agreement Funds	\$2,075	
Special Purpose Grants	\$857	
Local Capital	\$5,611	
Ministry of Children and Family	\$1,993	
<b>Total</b>		<b>\$12,204</b>

**Total Operating: Provincial** **\$328,075**

**Total Operating / Student FTE** **\$12,123**

Major Capital (not included above) \$26,143

<b>School No.</b>	<b>8141</b>	<b>K'ay Skak Higher Learning Centre</b>
<b>Band No.:</b>	<b>607</b>	<b>LAKE BABINE (CFNFA)</b>
<b>FNSA Region:</b>	<b>8</b>	<b>Tsilqot'in/Carrier/Sekani</b>
<b>Student FTE (K5 - 12, SS):</b>	<b>21.000</b>	
K4 (not costed)	0.000	
Total FTE:	21.000	
Total number of students:	21	School Type: Secondary
Total Includes Adults:	0	Age Category: School Aged
<b>Located in School District</b>	<b>91</b>	<b>Nechako Lakes</b>
<b>Block Rate for District:</b>	<b>\$7,527</b>	
<b>District Enrolment:</b>	<b>5,106</b>	

### Provincial Funding Allocation:

#### Ministry of Education Formula:

##### Base Funding

Unit Funding @ \$5308	\$111,468	
Declining Enrolment	\$0	
<b>Total</b>		<b>\$111,468</b>

##### Unique Student Needs

ESL	\$742	
Aboriginal Education	\$19,950	
Special Education	\$10,122	
<b>Total</b>		<b>\$30,815</b>

##### Geographic Factors

Physical and Environmental	\$12,897	
Small Communities	\$236,000	
<b>Total</b>		<b>\$248,897</b>

##### Other Formula Funding

Salary Differential	\$6,491	
Transportation and Housing	\$10,958	
Formula Buffer	\$0	
<b>Total</b>		<b>\$17,449</b>

##### Non-Formula Operating Grants

Grants to Education Associations	\$423	
Provincial Learning Network	\$716	
Learning Resources - Provincial	\$155	
Provincial Collective Agreement Funds	\$1,610	
Special Purpose Grants	\$665	
Local Capital	\$4,227	
Ministry of Children and Family	\$1,547	
<b>Total</b>		<b>\$9,343</b>

<b>Total Operating: Provincial</b>		<b>\$417,971</b>
------------------------------------	--	------------------

<b>Total Operating / Student FTE</b>	<b>\$19,903</b>
--------------------------------------	-----------------

Major Capital (not included above)	\$20,286
------------------------------------	----------

<b>School No.</b>	<b>8144</b>	<b>Na Aksa Gila Kyew Learning Centre</b>
<b>Band No.:</b>	<b>681</b>	<b>Kitsumkalum (CFA)</b>
<b>FNSA Region:</b>	<b>2</b>	<b>Halda/Tsimshlan/Haisla/Nisga'a</b>
<b>Student FTE (K5 - 12, SS):</b>	<b>15.750</b>	
K4 (not costed)	0.000	
Total FTE:	15.750	
Total number of students:	18	School Type: Elem./Sec.
Total Includes Adults:	9	Age Category: Mixed Ages
<b>Located in School District</b>	<b>82</b>	<b>Coast Mountains</b>
<b>Block Rate for District:</b>	<b>\$7,507</b>	
<b>District Enrolment:</b>	<b>6,896</b>	

### Provincial Funding Allocation:

#### Ministry of Education Formula:

##### Base Funding

Unit Funding @ \$5308	\$83,601	
Declining Enrolment	\$0	
<b>Total</b>		<b>\$83,601</b>

##### Unique Student Needs

ESL	\$2,060	
Aboriginal Education	\$14,963	
Special Education	\$9,673	
<b>Total</b>		<b>\$26,696</b>

##### Geographic Factors

Physical and Environmental	\$7,432	
Small Communities	\$211,000	
<b>Total</b>		<b>\$218,432</b>

##### Other Formula Funding

Salary Differential	\$2,613	
Transportation and Housing	\$4,947	
Formula Buffer	\$1,402	
<b>Total</b>		<b>\$8,962</b>

##### Non-Formula Operating Grants

Grants to Education Associations	\$317	
Provincial Learning Network	\$537	
Learning Resources - Provincial	\$116	
Provincial Collective Agreement Funds	\$1,207	
Special Purpose Grants	\$499	
Local Capital	\$3,762	
Ministry of Children and Family	\$1,160	
<b>Total</b>		<b>\$7,598</b>

<b>Total Operating: Provincial</b>		<b>\$345,289</b>
------------------------------------	--	------------------

<b>Total Operating / Student FTE</b>	<b>\$21,923</b>
--------------------------------------	-----------------

Major Capital (not included above)	\$15,215
------------------------------------	----------

<b>School No.</b>	<b>8162</b>	<b>Tlesqox Elementary</b>
<b>Band No.:</b>	<b>718</b>	<b>Toosey (CFA)</b>
<b>FNSA Region:</b>	<b>8</b>	<b>Tsilqot'in/Carrler/Sekani</b>
<b>Student FTE (K5 - 12, SS):</b>	<b>9.500</b>	
K4 (not costed)	0.000	
Total FTE:	9.500	
Total number of students:	10	School Type: Elementary
Total Includes Adults:	0	Age Category: School Aged
<b>Located in School District</b>	<b>27</b>	<b>Cariboo-Chilcotin</b>
<b>Block Rate for District:</b>	<b>\$7,346</b>	
<b>District Enrolment:</b>	<b>7,182</b>	

### Provincial Funding Allocation:

#### Ministry of Education Formula:

##### Base Funding

Unit Funding @ \$5308	\$50,426	
Declining Enrolment	\$0	
<b>Total</b>		<b>\$50,426</b>

##### Unique Student Needs

ESL	\$0	
Aboriginal Education	\$9,025	
Special Education	\$2,235	
<b>Total</b>		<b>\$11,260</b>

##### Geographic Factors

Physical and Environmental	\$3,974	
Small Communities	\$100,000	
<b>Total</b>		<b>\$103,974</b>

##### Other Formula Funding

Salary Differential	\$1,716	
Transportation and Housing	\$5,553	
Formula Buffer	\$0	
<b>Total</b>		<b>\$7,268</b>

##### Non-Formula Operating Grants

Grants to Education Associations	\$191	
Provincial Learning Network	\$324	
Learning Resources - Provincial	\$70	
Provincial Collective Agreement Funds	\$728	
Special Purpose Grants	\$301	
Local Capital	\$1,972	
Ministry of Children and Family	\$700	
<b>Total</b>		<b>\$4,286</b>

<b>Total Operating: Provincial</b>		<b>\$177,213</b>
------------------------------------	--	------------------

<b>Total Operating / Student FTE</b>	<b>\$18,654</b>
--------------------------------------	-----------------

Major Capital (not included above)	\$9,177
------------------------------------	---------

<b>School No.</b>	<b>8778</b>	<b>Chalo School</b>
<b>Band No.:</b>	<b>543</b>	<b>FORT NELSON (CFA)</b>
<b>FNSA Region:</b>	<b>3</b>	<b>Kaska/Dene/Tahltan/Taglsh/Inland TlIngit</b>
<b>Student FTE (K5 - 12, SS):</b>	<b>87.500</b>	
K4 (not costed)	6.000	
Total FTE:	93.500	
Total number of students:	108	School Type: Elem./Sec.
Total Includes Adults:	0	Age Category: School Aged
<b>Located in School District</b>	<b>81</b>	<b>Fort Nelson</b>
<b>Block Rate for District:</b>	<b>\$7,773</b>	
<b>District Enrolment:</b>	<b>1,205</b>	

### Provincial Funding Allocation:

#### Ministry of Education Formula:

##### Base Funding

Unit Funding @ \$5308	\$464,450	
Declining Enrolment	\$14,756	
<b>Total</b>		<b>\$479,206</b>

##### Unique Student Needs

ESL	\$0	
Aboriginal Education	\$83,125	
Special Education	\$22,183	
<b>Total</b>		<b>\$105,308</b>

##### Geographic Factors

Physical and Environmental	\$102,504	
Small Communities	\$165,900	
<b>Total</b>		<b>\$268,404</b>

##### Other Formula Funding

Salary Differential	\$6,865	
Transportation and Housing	\$28,493	
Formula Buffer	\$0	
<b>Total</b>		<b>\$35,358</b>

##### Non-Formula Operating Grants

Grants to Education Associations	\$1,764	
Provincial Learning Network	\$2,982	
Learning Resources - Provincial	\$644	
Provincial Collective Agreement Funds	\$6,708	
Special Purpose Grants	\$2,772	
Local Capital	\$20,151	
Ministry of Children and Family	\$6,444	
<b>Total</b>		<b>\$41,466</b>

<b>Total Operating: Provincial</b>		<b>\$929,742</b>
------------------------------------	--	------------------

<b>Total Operating / Student FTE</b>	<b>\$10,626</b>
--------------------------------------	-----------------

Major Capital (not included above)	\$84,526
------------------------------------	----------



<b>School No.</b>	<b>8801</b>	<b>Fort Babine Elementary</b>
<b>Band No.:</b>	<b>607</b>	<b>LAKE BABINE (CFNFA)</b>
<b>FNSA Region:</b>	<b>8</b>	<b>Tsilqot'in/Carrier/Sekani</b>
<b>Student FTE (K5 - 12, SS):</b>	<b>12.000</b>	
K4 (not costed)	0.000	
<b>Total FTE:</b>	<b>12.000</b>	
Total number of students:	12	School Type: Elementary
Total Includes Adults:	0	Age Category: School Aged
<b>Located In School District</b>	<b>91</b>	<b>Nechako Lakes</b>
<b>Block Rate for District:</b>	<b>\$7,527</b>	
<b>District Enrolment:</b>	<b>5,106</b>	

### Provincial Funding Allocation:

#### Ministry of Education Formula:

##### Base Funding

Unit Funding @ \$5308	\$63,696	
Declining Enrolment	\$20,701	
<b>Total</b>		<b>\$84,397</b>

##### Unique Student Needs

ESL	\$424	
Aboriginal Education	\$11,400	
Special Education	\$5,784	
<b>Total</b>		<b>\$17,608</b>

##### Geographic Factors

Physical and Environmental	\$7,370	
Small Communities	\$100,000	
<b>Total</b>		<b>\$107,370</b>

##### Other Formula Funding

Salary Differential	\$3,709	
Transportation and Housing	\$6,262	
Formula Buffer	\$0	
<b>Total</b>		<b>\$9,971</b>

##### Non-Formula Operating Grants

Grants to Education Associations	\$242	
Provincial Learning Network	\$409	
Learning Resources - Provincial	\$88	
Provincial Collective Agreement Funds	\$920	
Special Purpose Grants	\$380	
Local Capital	\$2,416	
Ministry of Children and Family	\$884	
<b>Total</b>		<b>\$5,339</b>

<b>Total Operating: Provincial</b>		<b>\$224,685</b>
------------------------------------	--	------------------

<b>Total Operating / Student FTE</b>	<b>\$18,724</b>
--------------------------------------	-----------------

Major Capital (not included above)	\$11,592
------------------------------------	----------

<b>School No.</b>	<b>8860</b>	<b>Neqweyqweisten School</b>
<b>Band No.:</b>	<b>691</b>	<b>NORTH THOMPSON (CFA)</b>
<b>FNSA Region:</b>	<b>7</b>	<b>Secwepemic/St'at'imc/Nlaka'pamux</b>

<b>Student FTE (K5 - 12, SS):</b>	<b>31.000</b>	
K4 (not costed)	1.500	
<b>Total FTE:</b>	<b>32.500</b>	
Total number of students:	34	School Type: Elementary
Total Includes Adults:	0	Age Category: School Aged
<b>Located in School District</b>	<b>73</b>	<b>Kamloops/Thompson</b>
<b>Block Rate for District:</b>	<b>\$6,743</b>	
<b>District Enrolment:</b>	<b>16,467</b>	

### Provincial Funding Allocation:

#### Ministry of Education Formula:

##### Base Funding

Unit Funding @ \$5308	\$164,548	
Declining Enrolment	\$0	
<b>Total</b>		<b>\$164,548</b>

##### Unique Student Needs

ESL	\$0	
Aboriginal Education	\$29,450	
Special Education	\$17,192	
<b>Total</b>		<b>\$46,642</b>

##### Geographic Factors

Physical and Environmental	\$3,966	
Small Communities	\$100,000	
<b>Total</b>		<b>\$103,966</b>

##### Other Formula Funding

Salary Differential	\$7,205	
Transportation and Housing	\$6,569	
Formula Buffer	\$2,486	
<b>Total</b>		<b>\$16,259</b>

##### Non-Formula Operating Grants

Grants to Education Associations	\$625	
Provincial Learning Network	\$1,057	
Learning Resources - Provincial	\$228	
Provincial Collective Agreement Funds	\$2,376	
Special Purpose Grants	\$982	
Local Capital	\$5,861	
Ministry of Children and Family	\$2,283	
<b>Total</b>		<b>\$13,412</b>

<b>Total Operating: Provincial</b>		<b>\$344,828</b>
------------------------------------	--	------------------

<b>Total Operating / Student FTE</b>	<b>\$11,123</b>
--------------------------------------	-----------------

Major Capital (not included above)	\$29,946
------------------------------------	----------

<b>School No.:</b>	<b>9045</b>	<b>Head of the Lake School</b>
<b>Band No.:</b>	<b>562</b>	<b>SKATIN (CFA)</b>
<b>FNSA Region:</b>	<b>7</b>	<b>Secwpmic/Stl'atl'imc/Nlaka'pamux</b>
<b>Student FTE (K5 - 12, SS):</b>	<b>42.000</b>	
K4 (not costed)	0.000	
Total FTE:	42.000	
Total number of students:	42	School Type: Elem./Sec.
Total Includes Adults:	0	Age Category: School Aged
<b>Located in School District:</b>	<b>78</b>	<b>Fraser-Cascade</b>
<b>Block Rate for District:</b>	<b>\$7,407</b>	
<b>District Enrolment:</b>	<b>2,302</b>	

### Provincial Funding Allocation:

#### Ministry of Education Formula:

##### Base Funding

Unit Funding @ \$5308	\$222,936
Declining Enrolment	\$0

<b>Total</b>	<b>\$222,936</b>
--------------	------------------

##### Unique Student Needs

ESL	\$0
Aboriginal Education	\$39,900
Special Education	\$9,566

<b>Total</b>	<b>\$49,466</b>
--------------	-----------------

##### Geographic Factors

Physical and Environmental	\$23,319
Small Communities	\$154,000

<b>Total</b>	<b>\$177,319</b>
--------------	------------------

##### Other Formula Funding

Salary Differential	\$7,823
Transportation and Housing	\$12,928
Formula Buffer	\$0

<b>Total</b>	<b>\$20,751</b>
--------------	-----------------

##### Non-Formula Operating Grants

Grants to Education Associations	\$846
Provincial Learning Network	\$1,431
Learning Resources - Provincial	\$309
Provincial Collective Agreement Funds	\$3,220
Special Purpose Grants	\$1,331
Local Capital	\$8,926
Ministry of Children and Family	\$3,093

<b>Total</b>	<b>\$19,157</b>
--------------	-----------------

<b>Total Operating: Provincial</b>	<b>\$489,629</b>
------------------------------------	------------------

<b>Total Operating / Student FTE</b>	<b>\$11,658</b>
--------------------------------------	-----------------

Major Capital (not included above)	\$40,572
------------------------------------	----------

<b>School No.</b>	<b>9067</b>	<b>Coldwater Resource Tech</b>
<b>Band No.:</b>	<b>693</b>	<b>COLDWATER (CFA)</b>
<b>FNSA Region:</b>	<b>7</b>	<b>Secwepemic/Sti'at'i'mc/Niaka'pamux</b>
<b>Student FTE (K5 - 12, SS):</b>	<b>15.000</b>	
K4 (not costed)	0.000	
<b>Total FTE:</b>	<b>15.000</b>	
Total number of students:	15	School Type: Secondary
Total Includes Adults:	0	Age Category: School Aged
<b>Located in School District</b>	<b>58</b>	Nicola-Similkameen
<b>Block Rate for District:</b>	<b>\$7,109</b>	
<b>District Enrolment:</b>	<b>2,934</b>	

### Provincial Funding Allocation:

#### Ministry of Education Formula:

##### Base Funding

Unit Funding @ \$5308	\$79,620	
Declining Enrolment	\$0	
<b>Total</b>		<b>\$79,620</b>

##### Unique Student Needs

ESL	\$0	
Aboriginal Education	\$14,250	
Special Education	\$11,683	
<b>Total</b>		<b>\$25,933</b>

##### Geographic Factors

Physical and Environmental	\$7,349	
Small Communities	\$210,000	
<b>Total</b>		<b>\$217,349</b>

##### Other Formula Funding

Salary Differential	\$1,898	
Transportation and Housing	\$3,869	
Formula Buffer	\$0	
<b>Total</b>		<b>\$5,766</b>

##### Non-Formula Operating Grants

Grants to Education Associations	\$302	
Provincial Learning Network	\$511	
Learning Resources - Provincial	\$110	
Provincial Collective Agreement Funds	\$1,150	
Special Purpose Grants	\$475	
Local Capital	\$3,003	
Ministry of Children and Family	\$1,105	
<b>Total</b>		<b>\$6,657</b>

**Total Operating: Provincial** **\$335,325**

**Total Operating / Student FTE** **\$22,355**

Major Capital (not included above) \$14,490

<b>School No.</b>	<b>9137</b>	<b>Coldwater School</b>
<b>Band No.:</b>	<b>693</b>	<b>COLDWATER (CFA)</b>
<b>FNSA Region:</b>	<b>7</b>	<b>Secwepemc/St'at'imc/Niaka'pamux</b>
<b>Student FTE (K5 - 12, SS):</b>	<b>30.500</b>	
K4 (not costed)	3.000	
Total FTE:	33.500	
Total number of students:	39	School Type: Elementary
Total Includes Adults:	0	Age Category: School Aged
<b>Located in School District:</b>	<b>58</b>	<b>Nicola-Similkameen</b>
<b>Block Rate for District:</b>	<b>\$7,109</b>	
<b>District Enrolment:</b>	<b>2,934</b>	

### Provincial Funding Allocation:

#### Ministry of Education Formula:

<b>Base Funding</b>		
Unit Funding @ \$5308	\$161,894	
Declining Enrolment	\$11,014	
<b>Total</b>		<b>\$172,908</b>
<b>Unique Student Needs</b>		
ESL	\$0	
Aboriginal Education	\$28,975	
Special Education	\$23,755	
<b>Total</b>		<b>\$52,730</b>
<b>Geographic Factors</b>		
Physical and Environmental	\$14,943	
Small Communities	\$100,000	
<b>Total</b>		<b>\$114,943</b>
<b>Other Formula Funding</b>		
Salary Differential	\$3,859	
Transportation and Housing	\$7,866	
Formula Buffer	\$0	
<b>Total</b>		<b>\$11,725</b>
<b>Non-Formula Operating Grants</b>		
Grants to Education Associations	\$615	
Provincial Learning Network	\$1,040	
Learning Resources - Provincial	\$225	
Provincial Collective Agreement Funds	\$2,338	
Special Purpose Grants	\$966	
Local Capital	\$6,106	
Ministry of Children and Family	\$2,246	
<b>Total</b>		<b>\$13,536</b>
<b>Total Operating: Provincial</b>		<b>\$365,842</b>
<b>Total Operating / Student FTE</b>	<b>\$11,995</b>	
Major Capital (not included above)	\$29,463	



**School No.** 9142 **Sk'il' Mountain Community School**  
**Band No.:** 595 **SETON LAKE (CFA)**  
**FNSA Region:** 6 **Nu-chah-nuulth/Coast Salish**

**Student FTE (K5 - 12, SS):** 75.250  
 K4 (not costed) 2.000  
 Total FTE: 77.250  
 Total number of students: 82  
 Total Includes Adults: 7  
 School Type: Elem./Sec.  
 Age Category: School Aged

**Located In School District:** 48 Howe Sound  
**Block Rate for District:** \$6,818  
**District Enrolment:** 4,453

### Provincial Funding Allocation:

#### Ministry of Education Formula:

##### Base Funding

Unit Funding @ \$5308	\$399,427	
Declining Enrolment	\$0	
<b>Total</b>		<b>\$399,427</b>

##### Unique Student Needs

ESL	\$0	
Aboriginal Education	\$71,488	
Special Education	\$53,026	
<b>Total</b>		<b>\$124,513</b>

##### Geographic Factors

Physical and Environmental	\$21,569	
Small Communities	\$479,125	
<b>Total</b>		<b>\$500,694</b>

##### Other Formula Funding

Salary Differential	\$14,599	
Transportation and Housing	\$12,848	
Formula Buffer	\$6,256	
<b>Total</b>		<b>\$33,702</b>

##### Non-Formula Operating Grants

Grants to Education Associations	\$1,517	
Provincial Learning Network	\$2,565	
Learning Resources - Provincial	\$554	
Provincial Collective Agreement Funds	\$5,769	
Special Purpose Grants	\$2,384	
Local Capital	\$12,119	
Ministry of Children and Family	\$5,542	
<b>Total</b>		<b>\$30,450</b>

**Total Operating: Provincial** **\$1,088,786**

**Total Operating / Student FTE** **\$14,469**

Major Capital (not included above) \$72,692

<b>School No.</b>	<b>9278</b>	<b>Blueberry Band School</b>
<b>Band No.:</b>	<b>547</b>	<b>BLUEBERRY (CFA)</b>
<b>FNSA Region:</b>	<b>3</b>	<b>Kaska/Dene/Tahitan/Tagish/Inland Tlingit</b>
<b>Student FTE (K5 - 12, SS):</b>	<b>11.000</b>	
K4 (not costed)	2.500	
Total FTE:	13.500	
Total number of students:	16	School Type: Elementary
Total Includes Adults:	0	Age Category: School Aged
<b>Located In School District</b>	<b>60</b>	<b>Peace River North</b>
<b>Block Rate for District:</b>	<b>\$6,984</b>	
<b>District Enrolment:</b>	<b>5,747</b>	

### Provincial Funding Allocation:

#### Ministry of Education Formula:

##### Base Funding

Unit Funding @ \$5308	\$58,388
Declining Enrolment	\$12,845

<b>Total</b>	<b>\$71,233</b>
--------------	-----------------

##### Unique Student Needs

ESL	\$2,751
Aboriginal Education	\$10,450
Special Education	\$2,501

<b>Total</b>	<b>\$15,701</b>
--------------	-----------------

##### Geographic Factors

Physical and Environmental	\$4,233
Small Communities	\$100,000

<b>Total</b>	<b>\$104,233</b>
--------------	------------------

##### Other Formula Funding

Salary Differential	\$1,159
Transportation and Housing	\$5,319
Formula Buffer	\$0

<b>Total</b>	<b>\$6,478</b>
--------------	----------------

##### Non-Formula Operating Grants

Grants to Education Associations	\$222
Provincial Learning Network	\$375
Learning Resources - Provincial	\$81
Provincial Collective Agreement Funds	\$843
Special Purpose Grants	\$349
Local Capital	\$2,389
Ministry of Children and Family	\$810

<b>Total</b>	<b>\$5,068</b>
--------------	----------------

<b>Total Operating: Provincial</b>	<b>\$202,714</b>
------------------------------------	------------------

<b>Total Operating / Student FTE</b>	<b>\$18,429</b>
--------------------------------------	-----------------

Major Capital (not included above)	\$10,626
------------------------------------	----------

<b>School No.</b>	<b>9280</b>	<b>Nagwunt'oo School</b>
<b>Band No.:</b>	<b>722</b>	<b>ULKATCHO (CFA)</b>
<b>FNSA Region:</b>	<b>8</b>	<b>Tsllqot'in/Carrier/Sekani</b>
<b>Student FTE (K5 - 12, SS):</b>	<b>13,000</b>	
K4 (not costed)	4,500	
Total FTE:	17,500	
Total number of students:	22	School Type: Elementary
Total Includes Adults:	0	Age Category: School Aged
<b>Located In School District</b>	<b>27</b>	<b>Cariboo-Chilcotin</b>
<b>Block Rate for District:</b>	<b>\$7,346</b>	
<b>District Enrolment:</b>	<b>7,182</b>	

### Provincial Funding Allocation:

#### Ministry of Education Formula:

##### Base Funding

Unit Funding @ \$5308	\$69,004
Declining Enrolment	\$15,420

**Total** **\$84,424**

##### Unique Student Needs

ESL	\$0
Aboriginal Education	\$12,350
Special Education	\$3,058

**Total** **\$15,408**

##### Geographic Factors

Physical and Environmental	\$5,438
Small Communities	\$100,000

**Total** **\$105,438**

##### Other Formula Funding

Salary Differential	\$2,348
Transportation and Housing	\$7,599
Formula Buffer	\$0

**Total** **\$9,946**

##### Non-Formula Operating Grants

Grants to Education Associations	\$262
Provincial Learning Network	\$443
Learning Resources - Provincial	\$96
Provincial Collective Agreement Funds	\$997
Special Purpose Grants	\$412
Local Capital	\$2,698
Ministry of Children and Family	\$957

**Total** **\$5,865**

**Total Operating: Provincial** **\$221,080**

**Total Operating / Student FTE** **\$17,006**

Major Capital (not included above) \$12,558

<b>School No.</b>	<b>9294</b>	<b>Stu'ate Lelum Secondary</b>
<b>Band No.:</b>	<b>641</b>	<b>CHEMAINUS (CFA)</b>
<b>FNSA Region:</b>	<b>6</b>	<b>Nu-chah-nuulth/Coast Salish</b>
<b>Student FTE (K5 - 12, SS):</b>	<b>123.000</b>	
K4 (not costed)	0.000	
<b>Total FTE:</b>	<b>123.000</b>	Independent School
Total number of students:	123	School Type: Secondary
Total Includes Adults:	87	Age Category: Mixed Ages
<b>Located In School District</b>	<b>68</b>	<b>Nanaimo-Ladysmith</b>
<b>Block Rate for District:</b>	<b>\$6,291</b>	
<b>District Enrolment:</b>	<b>16,114</b>	

### Provincial Funding Allocation:

#### Ministry of Education Formula:

##### Base Funding

Unit Funding @ \$5308	\$652,884	
Declining Enrolment	\$0	
<b>Total</b>		<b>\$652,884</b>

##### Unique Student Needs

ESL	\$56,343	
Aboriginal Education	\$116,850	
Special Education	\$114,986	
<b>Total</b>		<b>\$288,179</b>

##### Geographic Factors

Physical and Environmental	\$8,422	
Small Communities	\$494,750	
<b>Total</b>		<b>\$503,172</b>

##### Other Formula Funding

Salary Differential	\$20,936	
Transportation and Housing	\$9,564	
Formula Buffer	\$2,386	
<b>Total</b>		<b>\$32,887</b>

##### Non-Formula Operating Grants

Grants to Education Associations	\$2,479	
Provincial Learning Network	\$4,192	
Learning Resources - Provincial	\$906	
Provincial Collective Agreement Funds	\$9,429	
Special Purpose Grants	\$3,897	
Local Capital	\$19,737	
Ministry of Children and Family	\$9,058	
<b>Total</b>		<b>\$49,699</b>

**Total Operating: Provincial** **\$1,526,821**

**Total Operating / Student FTE** **\$12,413**

Major Capital (not included above) \$118,819

<b>School No.</b>	<b>9338</b>	<b>Ya Thuy Thut Training Centre</b>
<b>Band No.:</b>	<b>642</b>	<b>COWICHAN (CFA)</b>
<b>FNSA Region:</b>	<b>6</b>	<b>Nu-chah-nuulth/Coast Sallsh</b>
<b>Student FTE (K5 - 12, SS):</b>	<b>53.000</b>	
K4 (not costed)	0.000	
<b>Total FTE:</b>	<b>53.000</b>	
Total number of students:	53	School Type: Secondary
Total Includes Adults:	46	Age Category: Adult
<b>Located In School District</b>	<b>79</b>	<b>Cowichan Valley</b>
<b>Block Rate for District:</b>	<b>\$6,502</b>	
<b>District Enrolment:</b>	<b>9,827</b>	

### Provincial Funding Allocation:

#### Ministry of Education Formula:

##### Base Funding

Unit Funding @ \$5308	\$281,324	
Declining Enrolment	\$0	
<b>Total</b>		<b>\$281,324</b>

##### Unique Student Needs

ESL	\$10,099	
Aboriginal Education	\$50,350	
Special Education	\$27,315	
<b>Total</b>		<b>\$87,764</b>

##### Geographic Factors

Physical and Environmental	\$7,371	
Small Communities	\$398,500	
<b>Total</b>		<b>\$405,871</b>

##### Other Formula Funding

Salary Differential	\$7,277	
Transportation and Housing	\$11,909	
Formula Buffer	\$4,393	
<b>Total</b>		<b>\$23,580</b>

##### Non-Formula Operating Grants

Grants to Education Associations	\$1,068	
Provincial Learning Network	\$1,806	
Learning Resources - Provincial	\$390	
Provincial Collective Agreement Funds	\$4,063	
Special Purpose Grants	\$1,679	
Local Capital	\$9,224	
Ministry of Children and Family	\$3,903	
<b>Total</b>		<b>\$22,134</b>

<b>Total Operating: Provincial</b>		<b>\$820,672</b>
------------------------------------	--	------------------

<b>Total Operating / Student FTE</b>	<b>\$15,484</b>
--------------------------------------	-----------------

Major Capital (not included above)	\$51,198
------------------------------------	----------

<b>School No.</b>	<b>9376</b>	<b>Bonaparte School</b>
<b>Band No.:</b>	<b>686</b>	<b>BONAPARTE (CFA)</b>
<b>FNSA Region:</b>	<b>7</b>	<b>Secwepemic/St'at'imc/Niaka'pamux</b>
<b>Student FTE (K5 - 12, SS):</b>	<b>7.000</b>	
K4 (not costed)	0.000	
<b>Total FTE:</b>	<b>7.000</b>	
Total number of students:	7	School Type: Elementary
Total Includes Adults:	0	Age Category: School Aged
<b>Located in School District</b>	<b>74</b>	<b>Gold Trail</b>
<b>Block Rate for District:</b>	<b>\$8,602</b>	
<b>District Enrolment:</b>	<b>2,606</b>	

### Provincial Funding Allocation:

#### Ministry of Education Formula:

##### Base Funding

Unit Funding @ \$5308	\$37,156
Declining Enrolment	\$15,579

<b>Total</b>		<b>\$52,735</b>
--------------	--	-----------------

##### Unique Student Needs

ESL	\$0
Aboriginal Education	\$6,650
Special Education	\$4,739

<b>Total</b>		<b>\$11,389</b>
--------------	--	-----------------

##### Geographic Factors

Physical and Environmental	\$4,853
Small Communities	\$100,000

<b>Total</b>		<b>\$104,853</b>
--------------	--	------------------

##### Other Formula Funding

Salary Differential	\$114
Transportation and Housing	\$3,456
Formula Buffer	\$75

<b>Total</b>		<b>\$3,645</b>
--------------	--	----------------

##### Non-Formula Operating Grants

Grants to Education Associations	\$141
Provincial Learning Network	\$239
Learning Resources - Provincial	\$52
Provincial Collective Agreement Funds	\$537
Special Purpose Grants	\$222
Local Capital	\$1,469
Ministry of Children and Family	\$516

<b>Total</b>		<b>\$3,174</b>
--------------	--	----------------

<b>Total Operating: Provincial</b>		<b>\$175,796</b>
------------------------------------	--	------------------

<b>Total Operating / Student FTE</b>	<b>\$25,114</b>
--------------------------------------	-----------------

Major Capital (not included above)	\$6,762
------------------------------------	---------



<b>School No.</b>	<b>9837</b>	<b>Sensiyusten House of Learning</b>
<b>Band No.:</b>	<b>601</b>	<b>WESTBANK (CFA)</b>
<b>FNSA Region:</b>	<b>4</b>	<b>Kootenay/Okanagan</b>
<b>Student FTE (K5 - 12, SS):</b>	<b>43.000</b>	
K4 (not costed)	6.500	
Total FTE:	49.500	Independent School
Total number of students:	56	School Type: Elementary
Total Includes Adults:	0	Age Category: School Aged
<b>Located In School District</b>	<b>23</b>	Central Okanagan
<b>Block Rate for District:</b>	<b>\$5,948</b>	
<b>District Enrolment:</b>	<b>21,941</b>	

### Provincial Funding Allocation:

#### Ministry of Education Formula:

##### Base Funding

Unit Funding @ \$5308	\$228,244	
Declining Enrolment	\$40,898	
<b>Total</b>		<b>\$269,142</b>

##### Unique Student Needs

ESL	\$0	
Aboriginal Education	\$40,850	
Special Education	\$40,772	
<b>Total</b>		<b>\$81,622</b>

##### Geographic Factors

Physical and Environmental	\$2,488	
Small Communities	\$100,000	
<b>Total</b>		<b>\$102,488</b>

##### Other Formula Funding

Salary Differential	\$4,993	
Transportation and Housing	\$4,712	
Formula Buffer	\$0	
<b>Total</b>		<b>\$9,706</b>

##### Non-Formula Operating Grants

Grants to Education Associations	\$867	
Provincial Learning Network	\$1,466	
Learning Resources - Provincial	\$317	
Provincial Collective Agreement Funds	\$3,296	
Special Purpose Grants	\$1,362	
Local Capital	\$6,067	
Ministry of Children and Family	\$3,167	
<b>Total</b>		<b>\$16,541</b>

<b>Total Operating: Provincial</b>		<b>\$479,499</b>
------------------------------------	--	------------------

<b>Total Operating / Student FTE</b>	<b>\$11,151</b>
--------------------------------------	-----------------

Major Capital (not included above)	\$41,538
------------------------------------	----------

<b>School No.</b>	<b>9914</b>	<b>Sen*Pok*Chin</b>
<b>Band No.:</b>	<b>596</b>	<b>OSOYOOS (CFA)</b>
<b>FNSA Region:</b>	<b>4</b>	<b>Kootenay/Okanagan</b>
<b>Student FTE (K5 - 12, SS):</b>	<b>32.000</b>	
K4 (not costed)	2.000	
Total FTE:	34.000	Independent School
Total number of students:	36	School Type: Elem./Sec.
Total Includes Adults:	0	Age Category: School Aged
<b>Located in School District</b>	<b>53</b>	Okanagan Similkameen
<b>Block Rate for District:</b>	<b>\$6,925</b>	
<b>District Enrolment:</b>	<b>2,993</b>	

### Provincial Funding Allocation:

#### Ministry of Education Formula:

<b>Base Funding</b>		
Unit Funding @ \$5308	\$169,856	
Declining Enrolment	\$0	
<b>Total</b>		<b>\$169,856</b>
<b>Unique Student Needs</b>		
ESL	\$0	
Aboriginal Education	\$30,400	
Special Education	\$19,659	
<b>Total</b>		<b>\$50,059</b>
<b>Geographic Factors</b>		
Physical and Environmental	\$15,032	
Small Communities	\$142,000	
<b>Total</b>		<b>\$157,032</b>
<b>Other Formula Funding</b>		
Salary Differential	\$4,224	
Transportation and Housing	\$8,069	
Formula Buffer	\$0	
<b>Total</b>		<b>\$12,292</b>
<b>Non-Formula Operating Grants</b>		
Grants to Education Associations	\$645	
Provincial Learning Network	\$1,091	
Learning Resources - Provincial	\$236	
Provincial Collective Agreement Funds	\$2,453	
Special Purpose Grants	\$1,014	
Local Capital	\$6,913	
Ministry of Children and Family	\$2,357	
<b>Total</b>		<b>\$14,708</b>
<b>Total Operating: Provincial</b>		<b>\$403,948</b>
<b>Total Operating / Student FTE</b>	<b>\$12,623</b>	
Major Capital (not included above)	\$30,912	

---

**Appendix E**  
**Federal Allocation Summaries for First Nations Schools**

---

<b>School No.</b>	<b>1265</b>	<b>Sxoxomic Community School</b>
<b>Band No.:</b>	<b>711</b>	<b>ESKETEMC (CFA)</b>
<b>FNSA Region:</b>	<b>8</b>	<b>Tsilqot'in/Carrier/Sekani</b>
<b>Student FTE (K5 - 12, SS):</b>	<b>67.000</b>	
K4 (not costed)	2.500	
<b>Total FTE:</b>	<b>69.500</b>	
Total number of students:	72	School Type: Elem./Sec.
Total Includes Adults:	3	Age Category: School Aged
<b>Located in School District</b>	<b>27</b>	<b>Cariboo-Chilcotin</b>
<b>Block Rate for District:</b>	<b>\$7,346</b>	
<b>District Enrolment:</b>	<b>7,182</b>	

### Federal Funding Allocation:

#### Band School Funding Formula (BSFF)

Unit Funding @ \$5,116		\$342,772	
Geographic Adjustment	11.0%	\$37,705	
Small School Adjustment	5.0%	\$17,139	
Administration		\$19,281	
<b>Total</b>			<b>\$416,896</b>

#### Other Direct Sources

Operations and Maintenance		\$134,229	
Teacherages		\$11,398	
Minor Capital		\$6,700	
Band Benefits		\$37,016	
Transportation		\$20,002	
<b>Total</b>			<b>\$209,345</b>

#### Indirect Sources

School Evaluation		\$2,000	
FNESC Support		\$3,722	
Co-op Program		\$0	
Gathering Strength:			
— Stay in School		\$4,930	
— Capacity Building		\$14,521	
— Integrating Services		\$4,930	
Special Education		\$36,858	
<b>Total</b>			<b>\$66,962</b>

**Total Operating: Federal** **\$693,203**

**Total Operating / Student FTE** **\$10,346**

Major Capital (not included above) \$180,755

<b>School No.</b>	<b>1266</b>	<b>Gitanyow Independent School</b>
<b>Band No.:</b>	<b>537</b>	<b>GITANYOW (CFNFA)</b>
<b>FNSA Region:</b>	<b>1</b>	<b>Gitksan/Wet'suwet'en</b>
<b>Student FTE (K5 - 12, SS):</b>	<b>46.000</b>	
K4 (not costed)	5.500	
<b>Total FTE:</b>	<b>51.500</b>	
Total number of students:	57	School Type: Elem./Sec.
Total Includes Adults:	13	Age Category: School Aged
<b>Located in School District</b>	<b>82</b>	<b>Coast Mountains</b>
<b>Block Rate for District:</b>	<b>\$7,507</b>	
<b>District Enrolment:</b>	<b>6,896</b>	

### Federal Funding Allocation:

#### Band School Funding Formula (BSFF)

Unit Funding @ \$5,116		\$235,336	
Geographic Adjustment	15.0%	\$35,300	
Small School Adjustment	5.0%	\$11,767	
Administration		\$17,864	
<b>Total</b>			<b>\$300,267</b>

#### Other Direct Sources

Operations and Maintenance		\$80,636	
Teacherages		\$0	
Minor Capital		\$4,600	
Band Benefits		\$41,535	
Transportation		\$13,562	
<b>Total</b>			<b>\$140,333</b>

#### Indirect Sources

School Evaluation		\$2,000	
FNESC Support		\$2,556	
Co-op Program		\$0	
Gathering Strength:			
— Stay in School		\$3,738	
— Capacity Building		\$11,143	
— Integrating Services		\$3,738	
Special Education		\$28,831	
<b>Total</b>			<b>\$52,006</b>

**Total Operating: Federal** **\$492,606**

**Total Operating / Student FTE** **\$10,709**

Major Capital (not included above) \$124,101

<b>School No.</b>	<b>1267</b>	<b>Gitsegukla Elementary</b>
<b>Band No.:</b>	<b>535</b>	<b>GITSEGUOLA (CFA)</b>
<b>FNSA Region:</b>	<b>1</b>	<b>Gitksan/Wet'suwet'en</b>
<b>Student FTE (K5 - 12, SS):</b>	<b>84.000</b>	
K4 (not costed)	1.500	
<b>Total FTE:</b>	<b>85.500</b>	Independent School
Total number of students:	87	School Type: Elem./Sec.
Total Includes Adults:	38	Age Category: Mixed Ages
<b>Located in School District</b>	<b>82</b>	Coast Mountains
<b>Block Rate for District:</b>	<b>\$7,507</b>	
<b>District Enrolment:</b>	<b>6,896</b>	

### Federal Funding Allocation:

<b>Band School Funding Formula (BSFF)</b>		
Unit Funding @ \$5,116		\$429,744
Geographic Adjustment	15.0%	\$64,462
Small School Adjustment	2.5%	\$10,744
Administration		\$19,649
<b>Total</b>		<b>\$524,598</b>
<b>Other Direct Sources</b>		
Operations and Maintenance		\$159,933
Teacherages		\$12,876
Minor Capital		\$8,400
Band Benefits		\$73,776
Transportation		\$19,521
<b>Total</b>		<b>\$274,506</b>
<b>Indirect Sources</b>		
School Evaluation		\$3,000
FNESC Support		\$4,667
Co-op Program		\$0
Gathering Strength:		
— Stay in School		\$5,836
— Capacity Building		\$17,059
— Integrating Services		\$5,836
Special Education		\$42,763
<b>Total</b>		<b>\$79,161</b>
<b>Total Operating: Federal</b>		<b>\$878,265</b>
<b>Total Operating / Student FTE</b>		<b>\$10,456</b>
Major Capital (not included above)	\$226,619	



<b>School No.</b>	<b>1268</b>	<b>Kispiox Community School</b>
<b>Band No.:</b>	<b>532</b>	<b>KISPIOX (CFNFA)</b>
<b>FNSA Region:</b>	<b>1</b>	<b>Gitksan/Wet'suwet'en</b>

<b>Student FTE (K5 - 12, SS):</b>	<b>135.000</b>	
K4 (not costed)	6.500	
Total FTE:	141.500	Independent School
Total number of students:	148	School Type: Elem./Sec.
Total Includes Adults:	0	Age Category: School Aged

<b>Located in School District</b>	<b>82</b>	<b>Coast Mountains</b>
<b>Block Rate for District:</b>	<b>\$7,507</b>	
<b>District Enrolment:</b>	<b>6,896</b>	

### Federal Funding Allocation:

#### Band School Funding Formula (BSFF)

Unit Funding @ \$5,116		\$690,660
Geographic Adjustment	15.0%	\$103,599
Small School Adjustment	0.0%	\$0
Administration		\$19,081

**Total** **\$813,340**

#### Other Direct Sources

Operations and Maintenance		\$236,650
Teacherages		\$0
Minor Capital		\$13,500
Band Benefits		\$114,576
Transportation		\$39,802

**Total** **\$404,528**

#### Indirect Sources

School Evaluation		\$4,000
FNESC Support		\$7,500
Co-op Program		\$0
Gathering Strength:		
— Stay in School		\$8,426
— Capacity Building		\$24,246
— Integrating Services		\$8,426
Special Education		\$59,203

**Total** **\$111,801**

**Total Operating: Federal** **\$1,329,670**

**Total Operating / Student FTE** **\$9,849**

Major Capital (not included above) \$364,209

<b>School No.</b>	<b>1273</b>	<b>Lau'wel'new Tribal School</b>
<b>Band No.:</b>	<b>653</b>	<b>TSARTLIP (CFA)</b>
<b>FNSA Region:</b>	<b>6</b>	<b>Nu-chah-nuulth/Coast Sallsh</b>
<b>Student FTE (K5 - 12, SS):</b>	<b>203.000</b>	
K4 (not costed)	18.500	
<b>Total FTE:</b>	<b>221.500</b>	
Total number of students:	282	School Type: Elem./Sec.
Total Includes Adults:	67	Age Category: School Aged
<b>Located in School District</b>	<b>63</b>	<b>Saanich</b>
<b>Block Rate for District:</b>	<b>\$6,274</b>	
<b>District Enrolment:</b>	<b>8,704</b>	

### Federal Funding Allocation:

#### Band School Funding Formula (BSFF)

Unit Funding @ \$5,116		\$1,038,548	
Geographic Adjustment	4.0%	\$41,542	
Small School Adjustment	0.0%	\$0	
Administration		\$18,330	
<b>Total</b>			<b>\$1,098,419</b>

#### Other Direct Sources

Operations and Maintenance		\$91,613	
Teacherages		\$0	
Minor Capital		\$20,300	
Band Benefits		\$0	
Transportation		\$16,918	
<b>Total</b>			<b>\$128,831</b>

#### Indirect Sources

School Evaluation		\$4,000	
FNESC Support		\$11,278	
Co-op Program		\$28,413	
Gathering Strength:			
— Stay in School		\$11,879	
— Capacity Building		\$33,832	
— Integrating Services		\$11,879	
Special Education		\$81,127	
<b>Total</b>			<b>\$182,408</b>

**Total Operating: Federal** **\$1,409,659**

**Total Operating / Student FTE** **\$6,944**

Major Capital (not included above) \$547,662

<b>School No.</b>	<b>1274</b>	<b>Maaqtusiis Community School</b>
<b>Band No.:</b>	<b>659</b>	<b>Ahousah (CFNFA)</b>
<b>FNSEA Region:</b>	<b>6</b>	<b>Nu-chah-nuulth/Coast Salish</b>
<b>Student FTE (K5 - 12, SS):</b>	<b>171.000</b>	
K4 (not costed)	0.000	
<b>Total FTE:</b>	<b>171.000</b>	Independent School
<b>Total number of students:</b>	<b>178</b>	School Type: Elem./Sec.
<b>Total Includes Adults:</b>	<b>0</b>	Age Category: School Aged
<b>Located in School District</b>	<b>70</b>	Alberni
<b>Block Rate for District:</b>	<b>\$7,354</b>	
<b>District Enrolment:</b>	<b>4,976</b>	

**Federal Funding Allocation:****Band School Funding Formula (BSFF)**

Unit Funding @ \$5,116		\$874,836	
Geographic Adjustment	22.5%	\$196,838	
Small School Adjustment	0.0%	\$0	
Administration		\$20,000	
<b>Total</b>			<b>\$1,091,674</b>

**Other Direct Sources**

Operations and Maintenance		\$208,824	
Teacherages		\$0	
Minor Capital		\$17,100	
Band Benefits		\$0	
Transportation		\$149,613	
<b>Total</b>			<b>\$375,537</b>

**Indirect Sources**

School Evaluation		\$4,000	
FNESC Support		\$9,500	
Co-op Program		\$70,000	
Gathering Strength:			
— Stay in School		\$15,440	
— Capacity Building		\$43,815	
— Integrating Services		\$15,440	
Special Education		\$104,401	
<b>Total</b>			<b>\$262,596</b>

<b>Total Operating: Federal</b>			<b>\$1,729,807</b>
---------------------------------	--	--	--------------------

<b>Total Operating / Student FTE</b>	<b>\$10,116</b>
--------------------------------------	-----------------

Major Capital (not included above)	\$461,331
------------------------------------	-----------

**School No.** 1275 **Halfway River Day School**  
**Band No.:** 546 **HALFWAY RIVER (CFA)**  
**FNSA Region:** 3 **Kaska/Dene/Tahitan/Tagish/Inland Tlingit**

**Student FTE (K5 - 12, SS):** 26.000  
 K4 (not costed) 1.500  
 Total FTE: 27.500  
 Total number of students: 29  
 Total Includes Adults: 0

School Type: Elem./Sec.  
 Age Category: School Aged

Located in School District: 60 Peace River North  
 Block Rate for District: \$6,984  
 District Enroiment: 5,747

**Federal Funding Allocation:**

<b>Band School Funding Formula (BSFF)</b>			
Unit Funding @ \$5,116		\$133,016	
Geographic Adjustment	15.0%	\$19,952	
Small School Adjustment	5.0%	\$6,651	
Administration		\$18,909	
<b>Total</b>			<b>\$178,528</b>
<b>Other Direct Sources</b>			
Operations and Maintenance		\$60,462	
Teacherages		\$12,360	
Minor Capital		\$2,600	
Band Benefits		\$0	
Transportation		\$18,786	
<b>Total</b>			<b>\$94,208</b>
<b>Indirect Sources</b>			
School Evaluation		\$1,000	
FNESC Support		\$1,444	
Co-op Program		\$0	
Gathering Strength:			
— Stay in School		\$2,785	
— Capacity Building		\$8,533	
— Integrating Services		\$2,785	
Special Education		\$23,011	
<b>Total</b>			<b>\$39,558</b>
<b>Total Operating: Federal</b>			<b>\$312,294</b>
<b>Total Operating / Student FTE</b>		<b>\$12,011</b>	
Major Capital (not included above)		\$70,144	

**School No.** 1276  
**Band No.:** 544  
**FNSA Region:** 3

**Prophet River Dene Tsa**  
**PROPHET RIVER (CFA)**  
**Kaska/Dene/Tahltan/Tagish/Inland Tlingit**

<b>Student FTE (K5 - 12, SS):</b>	<b>12.000</b>	
K4 (not costed)	0.500	
<b>Total FTE:</b>	<b>12.500</b>	
Total number of students:	14	School Type: Elementary
Total Includes Adults:	0	Age Category: School Aged
<b>Located in School District</b>	<b>81</b>	Fort Nelson
<b>Block Rate for District:</b>	<b>\$7,773</b>	
<b>District Enrolment:</b>	<b>1,205</b>	

**Federal Funding Allocation:**

**Band School Funding Formula (BSFF)**

Unit Funding @ \$5,116		\$61,392	
Geographic Adjustment	15.0%	\$9,209	
Small School Adjustment	5.0%	\$3,070	
Administration		\$19,200	
<b>Total</b>			<b>\$92,870</b>

**Other Direct Sources**

Operations and Maintenance		\$45,627	
Teacherages		\$0	
Minor Capital		\$1,200	
Band Benefits		\$0	
Transportation		\$19,918	
<b>Total</b>			<b>\$66,745</b>

**Indirect Sources**

School Evaluation		\$1,000	
FNESC Support		\$667	
Co-op Program		\$0	
Gathering Strength:			
— Stay in School		\$2,084	
— Capacity Building		\$6,594	
— Integrating Services		\$2,084	
Special Education		\$18,601	
<b>Total</b>			<b>\$31,030</b>

**Total Operating: Federal** **\$190,646**

**Total Operating / Student FTE** **\$15,887**

Major Capital (not included above) \$32,374

<b>School No.</b>	<b>1277</b>	<b>Tsawataineuk First Nation School</b>
<b>Band No.:</b>	<b>636</b>	<b>TSAWATAINEUK (CFA)</b>
<b>FNSA Region:</b>	<b>5</b>	<b>Kwalutl/Heiltsuk/Nuxalk/Oweekeno</b>

<b>Student FTE (K5 - 12, SS):</b>	<b>27.625</b>	
K4 (not costed)	2.000	
<b>Total FTE:</b>	<b>29.625</b>	
Total number of students:	37	School Type: Elem./Sec.
Total Includes Adults:	20	Age Category: Mixed Ages
<b>Located in School District</b>	<b>85</b>	Vancouver Island N.
<b>Block Rate for District:</b>	<b>\$8,263</b>	
<b>District Enrolment:</b>	<b>2,325</b>	

### Federal Funding Allocation:

#### Band School Funding Formula (BSFF)

Unit Funding @ \$5,116		\$141,330	
Geographic Adjustment	25.0%	\$35,332	
Small School Adjustment	5.0%	\$7,066	
Administration		\$18,650	
<b>Total</b>			<b>\$202,378</b>

#### Other Direct Sources

Operations and Maintenance		\$64,387	
Teacherages		\$20,863	
Minor Capital		\$2,763	
Band Benefits		\$0	
Transportation		\$0	
<b>Total</b>			<b>\$88,012</b>

#### Indirect Sources

School Evaluation		\$1,000	
FNESC Support		\$1,535	
Co-op Program		\$0	
Gathering Strength:			
— Stay in School		\$2,843	
— Capacity Building		\$8,684	
— Integrating Services		\$2,843	
Special Education		\$23,312	
<b>Total</b>			<b>\$40,217</b>

<b>Total Operating: Federal</b>			<b>\$330,607</b>
---------------------------------	--	--	------------------

<b>Total Operating / Student FTE</b>	<b>\$11,968</b>
--------------------------------------	-----------------

Major Capital (not included above)	\$74,528
------------------------------------	----------



<b>School No.</b>	<b>1279</b>	<b>Aatse Davie School</b>
<b>Band No.:</b>	<b>610</b>	<b>Kwadacha (CFA)</b>
<b>FNSA Region:</b>	<b>3</b>	<b>Kaska/Dene/Tahltan/Tagish/Inland Tlingit</b>

<b>Student FTE (K5 - 12, SS):</b>	<b>72.000</b>	
K4 (not costed)	3.000	
<b>Total FTE:</b>	<b>75.000</b>	Independent School
<b>Total number of students:</b>	<b>78</b>	School Type: Elem./Sec.
<b>Total Includes Adults:</b>	<b>0</b>	Age Category: School Aged
<b>Located in School District:</b>	<b>87</b>	Stikine
<b>Block Rate for District:</b>	<b>\$16,416</b>	
<b>District Enrolment:</b>	<b>328</b>	

**Federal Funding Allocation:**

<b>Band School Funding Formula (BSFF)</b>		
Unit Funding @ \$5,116		\$368,352
Geographic Adjustment	67.5%	\$248,638
Small School Adjustment	2.5%	\$9,209
Administration		\$14,400
<b>Total</b>		<b>\$640,598</b>
<b>Other Direct Sources</b>		
Operations and Maintenance		\$76,121
Teacherages		\$47,760
Minor Capital		\$7,200
Band Benefits		\$0
Transportation		\$39,378
<b>Total</b>		<b>\$170,459</b>
<b>Indirect Sources</b>		
School Evaluation		\$3,000
FNESC Support		\$4,000
Co-op Program		\$29,350
Gathering Strength:		
— Stay in School		\$5,157
— Capacity Building		\$15,151
— Integrating Services		\$5,157
Special Education		\$38,292
<b>Total</b>		<b>\$100,108</b>
<b>Total Operating: Federal</b>		<b>\$911,165</b>
<b>Total Operating / Student FTE</b>		<b>\$12,655</b>
Major Capital (not included above)	\$194,245	

**School No.** 1280  
**Band No.:** 615  
**FNSA Region:** 8

**Saikuz Elementary School**  
**SAIK'UZ (CFA)**  
**Tsilqot'in/Carrler/Sekanl**

**Student FTE (K5 - 12, SS):** 48.000  
 K4 (not costed) 1.500  
**Total FTE:** 49.500  
 Total number of students: 51  
 Total Includes Adults: 0  
 School Type: Elementary  
 Age Category: School Aged

Located in School District 91 Nechako Lakes  
**Block Rate for District:** \$7,527  
**District Enrolment:** 5,106

**Federal Funding Allocation:**

<b>Band School Funding Formula (BSFF)</b>			
Unit Funding @ \$5,116		\$245,568	
Geographic Adjustment	11.0%	\$27,012	
Small School Adjustment	2.5%	\$6,139	
Administration		\$19,394	
<b>Total</b>			<b>\$298,114</b>
<b>Other Direct Sources</b>			
Operations and Maintenance		\$133,754	
Teacherages		\$1,577	
Minor Capital		\$4,800	
Band Benefits		\$0	
Transportation		\$21,325	
<b>Total</b>			<b>\$161,456</b>
<b>Indirect Sources</b>			
School Evaluation		\$2,000	
FNESC Support		\$2,667	
Co-op Program		\$0	
Gathering Strength:			
— Stay in School		\$3,958	
— Capacity Building		\$11,819	
— Integrating Services		\$3,958	
Special Education		\$30,659	
<b>Total</b>			<b>\$55,060</b>
<b>Total Operating: Federal</b>			<b>\$514,629</b>
<b>Total Operating / Student FTE</b>		<b>\$10,721</b>	
Major Capital (not included above)		\$129,496	

**School No.** 1282 **Jean Marie Joseph School**  
**Band No.:** 728 **YEKOOCHE (CFA)**  
**FNSA Region:** 8 **Tsilqot'in/Carrler/Sekanl**

**Student FTE (K5 - 12, SS):** 24.000  
 K4 (not costed) 0.000  
**Total FTE:** 24.000  
 Total number of students: 24 **School Type: Elem./Sec.**  
 Total Includes Adults: 0 **Age Category: School Aged**

**Located In School District:** 91 **Nechako Lakes**  
**Block Rate for District:** \$7,527  
**District Enrolment:** 5,106

**Federal Funding Allocation:**

**Band School Funding Formula (BSFF)**

Unit Funding @ \$5,116 \$122,784  
 Geographic Adjustment 11.0% \$13,506  
 Small School Adjustment 5.0% \$6,139  
 Administration \$11,925

**Total \$154,355**

**Other Direct Sources**

Operations and Maintenance \$86,428  
 Teacherages \$7,347  
 Minor Capital \$2,400  
 Band Benefits \$0  
 Transportation \$15,322

**Total \$111,497**

**Indirect Sources**

School Evaluation \$1,000  
 FNEsc Support \$1,333  
 Co-op Program \$44,568  
 Gathering Strength:  
 — Stay in School \$2,739  
 — Capacity Building \$8,450  
 — Integrating Services \$2,739  
 Special Education \$23,015

**Total \$83,845**

**Total Operating: Federal \$349,697**

**Total Operating / Student FTE \$14,571**

Major Capital (not included above) \$64,748

**School No.** 1284  
**Band No.:** 617  
**FNSA Region:** 8

**Eugene Joseph School**  
**TL'AZT'EN NATION (CFA)**  
**Tsilqot'in/Carrler/Sekani**

<b>Student FTE (K5 - 12, SS):</b>	<b>78.000</b>	
K4 (not costed)	8.500	
<b>Total FTE:</b>	<b>86.500</b>	
<b>Total number of students:</b>	<b>95</b>	School Type: Elem./Sec.
<b>Total Includes Adults:</b>	<b>2</b>	Age Category: School Aged
<b>Located in School District</b>	<b>91</b>	Nechako Lakes
<b>Block Rate for District:</b>	<b>\$7,527</b>	
<b>District Enrolment:</b>	<b>5,106</b>	

**Federal Funding Allocation:**

<b>Band School Funding Formula (BSFF)</b>			
Unit Funding @ \$5,116		\$399,048	
Geographic Adjustment	11.0%	\$43,895	
Small School Adjustment	2.5%	\$9,976	
Administration		\$15,503	
<b>Total</b>			<b>\$468,423</b>
<b>Other Direct Sources</b>			
Operations and Maintenance		\$210,015	
Teacherages		\$20,122	
Minor Capital		\$7,800	
Band Benefits		\$93,235	
Transportation		\$37,068	
<b>Total</b>			<b>\$368,241</b>
<b>Indirect Sources</b>			
School Evaluation		\$3,000	
FNESC Support		\$4,333	
Co-op Program		\$0	
Gathering Strength:			
— Stay in School		\$5,403	
— Capacity Building		\$15,787	
— Integrating Services		\$5,403	
Special Education		\$39,548	
<b>Total</b>			<b>\$73,474</b>
<b>Total Operating: Federal</b>			<b>\$910,138</b>
<b>Total Operating / Student FTE</b>		<b>\$11,668</b>	
Major Capital (not included above)		\$210,432	

<b>School No.</b>	<b>1286</b>	<b>Haisla Community School</b>
<b>Band No.:</b>	<b>676</b>	<b>KITAMAAT (CFA)</b>
<b>FNSA Region:</b>	<b>2</b>	<b>Halda/Tsilmshtan/Haisla/Nisga'a</b>

<b>Student FTE (K5 - 12, SS):</b>	<b>30.000</b>	
K4 (not costed)	2.000	
<b>Total FTE:</b>	<b>32.000</b>	
Total number of students:	34	School Type: Elementary
Total Includes Adults:	0	Age Category: School Aged
<b>Located in School District</b>	<b>82</b>	<b>Coast Mountains</b>
<b>Block Rate for District:</b>	<b>\$7,507</b>	
<b>District Enrolment:</b>	<b>6,896</b>	

### Federal Funding Allocation:

#### Band School Funding Formula (BSFF)

Unit Funding @ \$5,116		\$153,480	
Geographic Adjustment	6.0%	\$9,209	
Small School Adjustment	5.0%	\$7,674	
Administration		\$18,750	
<b>Total</b>			<b>\$189,113</b>

#### Other Direct Sources

Operations and Maintenance		\$93,458	
Teacherages		\$0	
Minor Capital		\$3,000	
Band Benefits		\$35,045	
Transportation		\$22,752	
<b>Total</b>			<b>\$154,254</b>

#### Indirect Sources

School Evaluation		\$1,000	
FNESC Support		\$1,667	
Co-op Program		\$0	
Gathering Strength:			
— Stay in School		\$2,955	
— Capacity Building		\$9,000	
— Integrating Services		\$2,955	
Special Education		\$24,058	
<b>Total</b>			<b>\$41,635</b>

<b>Total Operating: Federal</b>			<b>\$385,002</b>
---------------------------------	--	--	------------------

<b>Total Operating / Student FTE</b>	<b>\$12,833</b>
--------------------------------------	-----------------

Major Capital (not included above)	\$80,935
------------------------------------	----------

School No. 1287  
 Band No.: 683  
 FNSA Region: 3

Klappan Independent Day School  
 Iskut (CFA)  
 Kaska/Dene/Tahltan/Tagish/Inland Tlingit

Student FTE (K5 - 12, SS):	67.625	
K4 (not costed)	1.500	
Total FTE:	69.125	Independent School
Total number of students:	95	School Type: Elem./Sec.
Total Includes Adults:	0	Age Category: School Aged
Located in School District:	87	Stikine
Block Rate for District:	\$16,416	
District Enrolment:	328	

**Federal Funding Allocation:**

<b>Band School Funding Formula (BSFF)</b>			
Unit Funding @ \$5,116		\$345,970	
Geographic Adjustment	30.0%	\$103,791	
Small School Adjustment	5.0%	\$17,298	
Administration		\$19,566	
<b>Total</b>			<b>\$486,625</b>
<b>Other Direct Sources</b>			
Operations and Maintenance		\$148,163	
Teacherages		\$0	
Minor Capital		\$6,763	
Band Benefits		\$0	
Transportation		\$36,986	
<b>Total</b>			<b>\$191,911</b>
<b>Indirect Sources</b>			
School Evaluation		\$3,000	
FNESC Support		\$3,757	
Co-op Program		\$0	
Gathering Strength:			
— Stay in School		\$5,003	
— Capacity Building		\$14,736	
— Integrating Services		\$5,003	
Special Education		\$37,404	
<b>Total</b>			<b>\$68,903</b>
<b>Total Operating: Federal</b>			<b>\$747,439</b>
<b>Total Operating / Student FTE</b>		<b>\$11,053</b>	
Major Capital (not included above)		\$182,442	



<b>School No.</b>	<b>1292</b>	<b>Tl'etinqox'tin School</b>
<b>Band No.:</b>	<b>712</b>	<b>TL'ETINQOX-T'IN GOV'T (CFA)</b>
<b>FNSA Region:</b>	<b>8</b>	<b>Tsllqot'in/Carrier/Sekani</b>

<b>Student FTE (K5 - 12, SS):</b>	<b>59.000</b>	
K4 (not costed)	3.000	
<b>Total FTE:</b>	<b>62.000</b>	
Total number of students:	65	School Type: Elementary
Total Includes Adults:	0	Age Category: School Aged

<b>Located In School District</b>	<b>27</b>	<b>Cariboo-Chilcotin</b>
<b>Block Rate for District:</b>	<b>\$7,346</b>	
<b>District Enrolment:</b>	<b>7,182</b>	

### Federal Funding Allocation:

#### Band School Funding Formula (BSFF)

Unit Funding @ \$5,116		\$301,844	
Geographic Adjustment	11.0%	\$33,203	
Small School Adjustment	2.5%	\$7,546	
Administration		\$19,032	
<b>Total</b>			<b>\$361,625</b>

#### Other Direct Sources

Operations and Maintenance		\$149,577	
Teacherages		\$17,291	
Minor Capital		\$5,900	
Band Benefits		\$43,824	
Transportation		\$64,489	
<b>Total</b>			<b>\$281,081</b>

#### Indirect Sources

School Evaluation		\$2,000	
FNESC Support		\$3,278	
Co-op Program		\$0	
Gathering Strength:			
— Stay in School		\$4,474	
— Capacity Building		\$13,240	
— Integrating Services		\$4,474	
Special Education		\$33,865	
<b>Total</b>			<b>\$61,330</b>

<b>Total Operating: Federal</b>			<b>\$704,036</b>
---------------------------------	--	--	------------------

<b>Total Operating / Student FTE</b>	<b>\$11,933</b>
--------------------------------------	-----------------

Major Capital (not included above)	\$159,173
------------------------------------	-----------

**School No.** 1293 **Yunesit'en ?esgul (Stone) School**  
**Band No.:** 717 **STONE (CFA)**  
**FNSA Region:** 8 **Tsilqot'in/Carrier/Sekani**

**Student FTE (K5 - 12, SS):** 35.250  
 K4 (not costed) 3.500  
**Total FTE:** 38.750  
 Total number of students: 52  
 Total Includes Adults: 14  
 Independent School  
 School Type: Elem./Sec.  
 Age Category: Mixed Ages

**Located in School District:** 27 Cariboo-Chilcotin  
**Block Rate for District:** \$7,346  
**District Enrolment:** 7,182

**Federal Funding Allocation:**

<b>Band School Funding Formula (BSFF)</b>			
Unit Funding @ \$5,116		\$180,339	
Geographic Adjustment	11.0%	\$19,837	
Small School Adjustment	5.0%	\$9,017	
Administration		\$18,194	
<b>Total</b>			<b>\$227,387</b>
<b>Other Direct Sources</b>			
Operations and Maintenance		\$75,702	
Teacherages		\$5,309	
Minor Capital		\$3,525	
Band Benefits		\$0	
Transportation		\$23,365	
<b>Total</b>			<b>\$107,901</b>
<b>Indirect Sources</b>			
School Evaluation		\$2,000	
FNESC Support		\$1,958	
Co-op Program		\$0	
Gathering Strength:			
— Stay in School		\$3,196	
— Capacity Building		\$9,649	
— Integrating Services		\$3,196	
Special Education		\$25,451	
<b>Total</b>			<b>\$45,450</b>
<b>Total Operating: Federal</b>			<b>\$380,738</b>
<b>Total Operating / Student FTE</b>		<b>\$10,801</b>	
Major Capital (not included above)		\$95,099	

**School No.** 1383  
**Band No.:** 530  
**FNSA Region:** 1

**Moricetown Elementary**  
**MORICETOWN (CFA)**  
**Gitksan/Wet'suwet'en**

<b>Student FTE (K5 - 12, SS):</b>	<b>70.000</b>	
K4 (not costed)	3.500	
<b>Total FTE:</b>	<b>73.500</b>	Independent School
Total number of students:	77	School Type: Elementary
Total Includes Adults:	0	Age Category: School Aged
<b>Located in School District</b>	<b>82</b>	Coast Mountains
<b>Block Rate for District:</b>	<b>\$7,507</b>	
<b>District Enrolment:</b>	<b>6,896</b>	

**Federal Funding Allocation:**

**Band School Funding Formula (BSFF)**

Unit Funding @ \$5,116		\$358,120	
Geographic Adjustment	10.0%	\$35,812	
Small School Adjustment	2.5%	\$8,953	
Administration		\$15,954	
<b>Total</b>			<b>\$418,839</b>

**Other Direct Sources**

Operations and Maintenance		\$87,290	
Teacherages		\$0	
Minor Capital		\$7,000	
Band Benefits		\$39,023	
Transportation		\$72,698	
<b>Total</b>			<b>\$206,010</b>

**Indirect Sources**

School Evaluation		\$3,000	
FNESC Support		\$3,889	
Co-op Program		\$0	
Gathering Strength:			
— Stay in School		\$5,067	
— Capacity Building		\$14,894	
— Integrating Services		\$5,067	
Special Education		\$37,673	
<b>Total</b>			<b>\$69,590</b>

**Total Operating: Federal** **\$694,440**

**Total Operating / Student FTE** **\$9,921**

Major Capital (not included above) \$188,849

<b>School No.</b>	<b>1386</b>	<b>Chief Atahm School</b>
<b>Band No.:</b>	<b>684</b>	<b>ADAMS LAKE (CFA)</b>
<b>FNSA Region:</b>	<b>7</b>	<b>Secwepemic/Stt'at'it'ic/Nlaka'pamux</b>

<b>Student FTE (K5 - 12, SS):</b>	<b>32.000</b>	
K4 (not costed)	2.500	
<b>Total FTE:</b>	<b>34.500</b>	
Total number of students:	37	School Type: Elem./Sec.
Total Includes Adults:	0	Age Category: School Aged
<b>Located in School District</b>	<b>73</b>	Kamloops/Thompson
<b>Block Rate for District:</b>	<b>\$6,743</b>	
<b>District Enrolment:</b>	<b>16,467</b>	

### Federal Funding Allocation:

#### Band School Funding Formula (BSFF)

Unit Funding @ \$5,116		\$163,712	
Geographic Adjustment	11.0%	\$18,008	
Small School Adjustment	5.0%	\$8,186	
Administration		\$9,225	
<b>Total</b>			<b>\$199,131</b>

#### Other Direct Sources

Operations and Maintenance		\$31,917	
Teacherages		\$0	
Minor Capital		\$3,200	
Band Benefits		\$12,913	
Transportation		\$11,853	
<b>Total</b>			<b>\$59,882</b>

#### Indirect Sources

School Evaluation		\$1,000	
FNESC Support		\$1,778	
Co-op Program		\$19,125	
Gathering Strength:			
— Stay in School		\$3,067	
— Capacity Building		\$9,305	
— Integrating Services		\$3,067	
Special Education		\$24,723	
<b>Total</b>			<b>\$62,065</b>

#### Total Operating: Federal

**\$321,078**

#### Total Operating / Student FTE

**\$10,034**

Major Capital (not included above)      \$86,331

<b>School No.</b>	<b>1387</b>	<b>Yaqaan Nuki School</b>
<b>Band No.:</b>	<b>606</b>	<b>LOWER KOOTENAY (CFA)</b>
<b>FNSA Region:</b>	<b>4</b>	<b>Kootenay/Okanagan</b>
<b>Student FTE (K5 - 12, SS):</b>	<b>13.000</b>	
K4 (not costed)	0.500	
<b>Total FTE:</b>	<b>13.500</b>	Independent School
Total number of students:	14	School Type: Elementary
Total Includes Adults:	0	Age Category: School Aged
<b>Located In School District</b>	<b>8</b>	Kootenay Lake
<b>Block Rate for District:</b>	<b>\$7,402</b>	
<b>District Enrolment:</b>	<b>6,109</b>	

### Federal Funding Allocation:

<b>Band School Funding Formula (BSFF)</b>		
Unit Funding @ \$5,116		\$66,508
Geographic Adjustment	9.0%	\$5,986
Small School Adjustment	5.0%	\$3,325
Administration		\$19,259
<b>Total</b>		<b>\$95,078</b>
<b>Other Direct Sources</b>		
Operations and Maintenance		\$42,378
Teacherages		\$0
Minor Capital		\$1,300
Band Benefits		\$13,027
Transportation		\$19,153
<b>Total</b>		<b>\$75,858</b>
<b>Indirect Sources</b>		
School Evaluation		\$1,000
FNESC Support		\$722
Co-op Program		\$0
Gathering Strength:		
— Stay in School		\$2,140
— Capacity Building		\$6,753
— Integrating Services		\$2,140
Special Education		\$18,977
<b>Total</b>		<b>\$31,733</b>
<b>Total Operating: Federal</b>		<b>\$202,669</b>
<b>Total Operating / Student FTE</b>		<b>\$15,590</b>
Major Capital (not included above)		\$35,072

**School No.** 1388 **Shihiya Elementary Band School**  
**Band No.:** 600 **SPALLUMCHEEN (CFA)**  
**FNSA Region:** 7 **Secwpe mic/St'at'imc/Nlaka'pamux**

**Student FTE (K5 - 12, SS):** 18.000  
 K4 (not costed) 3.500  
**Total FTE:** 21.500  
 Total number of students: 25  
 Total Includes Adults: 0  
 School Type: Elementary  
 Age Category: School Aged

**Located in School District:** 83 N. Okanagan-Shuswap  
**Block Rate for District:** \$6,876  
**District Enrolment:** 8,175

**Federal Funding Allocation:**

<b>Band School Funding Formula (BSFF)</b>			
Unit Funding @ \$5,116		\$92,088	
Geographic Adjustment	6.0%	\$5,525	
Small School Adjustment	5.0%	\$4,604	
Administration		\$16,744	
<b>Total</b>			<b>\$118,962</b>
<b>Other Direct Sources</b>			
Operations and Maintenance		\$21,371	
Teacherages		\$0	
Minor Capital		\$1,800	
Band Benefits		\$14,438	
Transportation		\$21,513	
<b>Total</b>			<b>\$59,122</b>
<b>Indirect Sources</b>			
School Evaluation		\$1,000	
FNESC Support		\$1,000	
Co-op Program		\$0	
Gathering Strength:			
— Stay in School		\$2,207	
— Capacity Building		\$6,834	
— Integrating Services		\$2,207	
Special Education		\$18,714	
<b>Total</b>			<b>\$31,962</b>
<b>Total Operating: Federal</b>			<b>\$210,046</b>
<b>Total Operating / Student FTE</b>		<b>\$11,669</b>	
Major Capital (not included above)		\$48,561	



**School No.** 1394 **Chehalis Community Band School**  
**Band No.:** 559 **CHEHALIS (CFA)**  
**FNSA Region:** 6 **Nu-chah-nuulth/Coast Salish**

**Student FTE (K5 - 12, SS):** 134.000  
 K4 (not costed) 6.000  
**Total FTE:** 140.000  
**Total number of students:** 146  
**Total Includes Adults:** 6  
 School Type: Elem./Sec.  
 Age Category: School Aged

**Located In School District:** 78 Fraser-Cascade  
**Block Rate for District:** \$7,407  
**District Enrolment:** 2,302

**Federal Funding Allocation:**

<b>Band School Funding Formula (BSFF)</b>			
Unit Funding @ \$5,116		\$685,544	
Geographic Adjustment	4.0%	\$27,422	
Small School Adjustment	2.5%	\$17,139	
Administration		\$19,143	
<b>Total</b>			<b>\$749,247</b>
<b>Other Direct Sources</b>			
Operations and Maintenance		\$72,749	
Teacherages		\$0	
Minor Capital		\$13,400	
Band Benefits		\$61,555	
Transportation		\$57,896	
<b>Total</b>			<b>\$205,599</b>
<b>Indirect Sources</b>			
School Evaluation		\$4,000	
FNESC Support		\$7,444	
Co-op Program		\$24,523	
Gathering Strength:			
— Stay in School		\$8,354	
— Capacity Building		\$24,050	
— Integrating Services		\$8,354	
Special Education		\$58,761	
<b>Total</b>			<b>\$135,487</b>
<b>Total Operating: Federal</b>			<b>\$1,090,333</b>
<b>Total Operating / Student FTE</b>		<b>\$8,137</b>	
Major Capital (not included above)		\$361,511	

<b>School No.</b>	<b>1398</b>	<b>Chilliwack Landing Pre-school</b>
<b>Band No.:</b>	<b>573</b>	<b>SKWAH (CFA)</b>
<b>FNSA Region:</b>	<b>6</b>	<b>Nu-chah-nuulth/Coast Salish</b>
<b>Student FTE (K5 - 12, SS):</b>	<b>17.000</b>	
K4 (not costed)	12.000	
Total FTE:	29.000	
Total number of students:	41	School Type: Elementary
Total Includes Adults:	0	Age Category: School Aged
<b>Located in School District</b>	<b>33</b>	<b>Chilliwack</b>
<b>Block Rate for District:</b>	<b>\$6,161</b>	
<b>District Enrolment:</b>	<b>11,582</b>	

**Federal Funding Allocation:****Band School Funding Formula (BSFF)**

Unit Funding @ \$5,116		\$86,972	
Geographic Adjustment	4.0%	\$3,479	
Small School Adjustment	0.0%	\$0	
Administration		\$11,724	
<b>Total</b>			<b>\$102,175</b>

**Other Direct Sources**

Operations and Maintenance		\$17,597	
Teacherages		\$0	
Minor Capital		\$1,700	
Band Benefits		\$0	
Transportation		\$11,648	
<b>Total</b>			<b>\$30,945</b>

**Indirect Sources**

School Evaluation		\$1,000	
FNESC Support		\$944	
Co-op Program		\$0	
Gathering Strength:			
— Stay in School		\$1,757	
— Capacity Building		\$5,375	
— Integrating Services		\$1,757	
Special Education		\$14,461	
<b>Total</b>			<b>\$25,295</b>

**Total Operating: Federal** **\$158,414**

**Total Operating / Student FTE** **\$9,318**

Major Capital (not included above) \$45,863

<b>School No.</b>	<b>1401</b>	<b>Sn-c'c' a-mala?-tn School</b>
<b>Band No.:</b>	<b>616</b>	<b>OKANAGAN (CFA)</b>
<b>FNSA Region:</b>	<b>4</b>	<b>Kootenay/Okanagan</b>
<b>Student FTE (K5 - 12, SS):</b>	<b>7.000</b>	
K4 (not costed)	5.500	
<b>Total FTE:</b>	<b>12.500</b>	
Total number of students:	18	School Type: Elem./Sec.
Total Includes Adults:	1	Age Category: School Aged
<b>Located in School District</b>	<b>22</b>	<b>Vernon</b>
<b>Block Rate for District:</b>	<b>\$6,274</b>	
<b>District Enroiment:</b>	<b>9,330</b>	

**Federal Funding Allocation:**

<b>Band School Funding Formula (BSFF)</b>			
Unit Funding @ \$5,116		\$35,812	
Geographic Adjustment	6.0%	\$2,149	
Small School Adjustment	5.0%	\$1,791	
Administration		\$11,200	
<b>Total</b>			<b>\$50,951</b>
<b>Other Direct Sources</b>			
Operations and Maintenance		\$0	
Teacherages		\$0	
Minor Capital		\$700	
Band Benefits		\$6,706	
Transportation		\$11,619	
<b>Total</b>			<b>\$19,025</b>
<b>Indirect Sources</b>			
School Evaluation		\$1,000	
FNESC Support		\$389	
Co-op Program		\$0	
Gathering Strength:			
— Stay in School		\$1,216	
— Capacity Building		\$3,847	
— Integrating Services		\$1,216	
Special Education		\$10,850	
<b>Total</b>			<b>\$18,518</b>
<b>Total Operating: Federal</b>			<b>\$88,494</b>
<b>Total Operating / Student FTE</b>		<b>\$12,642</b>	
Major Capital (not included above)		\$18,885	

<b>School No.</b>	<b>1417</b>	<b>Kitasoo Community School</b>
<b>Band No.:</b>	<b>540</b>	<b>KITASOO (CFA)</b>
<b>FNSA Region:</b>	<b>2</b>	<b>Haida/Tsimshian/Haisla/Nisga'a</b>
<b>Student FTE (K5 - 12, SS):</b>	<b>91.000</b>	
K4 (not costed)	0.500	
<b>Total FTE:</b>	<b>91.500</b>	
Total number of students:	92	School Type: Elem./Sec.
Total Includes Adults:	6	Age Category: School Aged
<b>Located in School District</b>	<b>49</b>	<b>Central Coast</b>
<b>Block Rate for District:</b>	<b>\$13,109</b>	
<b>District Enrolment:</b>	<b>366</b>	

### Federal Funding Allocation:

#### Band School Funding Formula (BSFF)

Unit Funding @ \$5,116		\$465,556	
Geographic Adjustment	67.5%	\$314,250	
Small School Adjustment	2.5%	\$11,639	
Administration		\$19,891	
<b>Total</b>			<b>\$811,336</b>

#### Other Direct Sources

Operations and Maintenance		\$220,783	
Teacherages		\$26,367	
Minor Capital		\$9,100	
Band Benefits		\$62,738	
Transportation		\$0	
<b>Total</b>			<b>\$318,988</b>

#### Indirect Sources

School Evaluation		\$3,000	
FNESC Support		\$5,056	
Co-op Program		\$0	
Gathering Strength:			
— Stay in School		\$6,216	
— Capacity Building		\$18,126	
— Integrating Services		\$6,216	
Special Education		\$45,263	
<b>Total</b>			<b>\$83,877</b>

**Total Operating: Federal** **\$1,214,201**

**Total Operating / Student FTE** **\$13,343**

Major Capital (not included above) \$245,504

<b>School No.</b>	<b>1419</b>	<b>Bella Bella Community School</b>
<b>Band No.:</b>	<b>538</b>	<b>HEILTSUK (CFNFA)</b>
<b>FNSA Region:</b>	<b>5</b>	<b>Kwaiuti/Helitsuk/Nuxalk/Oweekeno</b>

<b>Student FTE (K5 - 12, SS):</b>	<b>264.000</b>	
K4 (not costed)	8.500	
<b>Total FTE:</b>	<b>272.500</b>	Independent School
Total number of students:	281	School Type: Elem./Sec.
Total Includes Adults:	8	Age Category: School Aged
<b>Located in School District</b>	<b>49</b>	Central Coast
<b>Block Rate for District:</b>	<b>\$13,109</b>	
<b>District Enrolment:</b>	<b>366</b>	

**Federal Funding Allocation:**

<b>Band School Funding Formula (BSFF)</b>			
Unit Funding @ \$5,116		\$1,350,624	
Geographic Adjustment	67.5%	\$911,671	
Small School Adjustment	0.0%	\$0	
Administration		\$17,520	
<b>Total</b>			<b>\$2,279,815</b>
<b>Other Direct Sources</b>			
Operations and Maintenance		\$398,282	
Teacherages		\$0	
Minor Capital		\$26,400	
Band Benefits		\$0	
Transportation		\$0	
<b>Total</b>			<b>\$424,682</b>
<b>Indirect Sources</b>			
School Evaluation		\$4,000	
FNESC Support		\$14,667	
Co-op Program		\$58,500	
Gathering Strength:			
— Stay in School		\$15,109	
— Capacity Building		\$42,866	
— Integrating Services		\$15,109	
Special Education		\$102,106	
<b>Total</b>			<b>\$252,356</b>
<b>Total Operating: Federal</b>			<b>\$2,956,853</b>
<b>Total Operating / Student FTE</b>		<b>\$11,200</b>	
Major Capital (not included above)	\$712,230		

**School No.** 1422  
**Band No.:** 642  
**FNSEA Region:** 6

**Iiyus Stluliqui School**  
**COWICHAN (CFA)**  
**Nu-chah-nuulth/Coast Salish**

<b>Student FTE (K5 - 12, SS):</b>	<b>40.000</b>	
K4 (not costed)	24.500	
Total FTE:	64.500	
Total number of students:	89	School Type: Elementary
Total Includes Adults:	0	Age Category: School Aged
<b>Located in School District</b>	79	Cowichan Valley
<b>Block Rate for District:</b>	\$6,502	
<b>District Enrolment:</b>	9,827	

### Federal Funding Allocation:

#### Band School Funding Formula (BSFF)

Unit Funding @ \$5,116		\$204,640
Geographic Adjustment	4.0%	\$8,186
Small School Adjustment	0.0%	\$0
Administration		\$6,809

**Total** **\$219,634**

#### Other Direct Sources

Operations and Maintenance	\$5,477
Teacherages	\$0
Minor Capital	\$4,000
Band Benefits	\$17,492
Transportation	\$37,657

**Total** **\$64,627**

#### Indirect Sources

School Evaluation	\$3,000
FNESC Support	\$2,222
Co-op Program	\$0
Gathering Strength:	
— Stay in School	\$3,011
— Capacity Building	\$8,896
— Integrating Services	\$3,011
Special Education	\$22,685

**Total** **\$42,826**

**Total Operating: Federal** **\$327,087**

**Total Operating / Student FTE** **\$8,177**

Major Capital (not included above) \$107,914



<b>School No.</b>	<b>1423</b>	<b>Qwam Qwum Stalicut School</b>
<b>Band No.:</b>	<b>648</b>	<b>NANAIMO (CFNFA)</b>
<b>FNSA Region:</b>	<b>6</b>	<b>Nu-chah-nuulth/Coast Salish</b>
<b>Student FTE (K5 - 12, SS):</b>	<b>13.000</b>	
K4 (not costed)	6.000	
Total FTE:	19.000	
Total number of students:	25	School Type: Elementary
Total Includes Adults:	0	Age Category: School Aged
<b>Located in School District</b>	<b>68</b>	<b>Nanaimo-Ladysmith</b>
<b>Block Rate for District:</b>	<b>\$6,291</b>	
<b>District Enrolment:</b>	<b>16,114</b>	

### Federal Funding Allocation:

#### Band School Funding Formula (BSFF)

Unit Funding @ \$5,116		\$66,508
Geographic Adjustment	4.0%	\$2,660
Small School Adjustment	2.5%	\$1,663
Administration		\$13,684

**Total** **\$84,515**

#### Other Direct Sources

Operations and Maintenance		\$16,369
Teacherages		\$0
Minor Capital		\$1,300
Band Benefits		\$11,625
Transportation		\$14,505

**Total** **\$43,798**

#### Indirect Sources

School Evaluation		\$1,000
FNESC Support		\$722
Co-op Program		\$0
Gathering Strength:		
— Stay in School		\$1,698
— Capacity Building		\$5,290
— Integrating Services		\$1,698
Special Education		\$14,615

**Total** **\$25,023**

**Total Operating: Federal** **\$153,336**

**Total Operating / Student FTE** **\$11,795**

Major Capital (not included above) \$35,072

**School No.** 1424  
**Band No.:** 662  
**FNSA Region:** 6

**Boquilla**  
**DITIDAHT (CFNFA)**  
**Nu-chah-nuulth/Coast Salish**

<b>Student FTE (K5 - 12, SS):</b>	<b>19.000</b>	
K4 (not costed)	2.000	
Total FTE:	21.000	
Total number of students:	23	School Type: Elementary
Total Includes Adults:	0	Age Category: School Aged
<b>Located in School District</b>	79	Cowichan Valley
<b>Block Rate for District:</b>	\$6,502	
<b>District Enrolment:</b>	9,827	

**Federal Funding Allocation:**

<b>Band School Funding Formula (BSFF)</b>			
Unit Funding @ \$5,116		\$97,204	
Geographic Adjustment	9.0%	\$8,748	
Small School Adjustment	5.0%	\$4,860	
Administration		\$18,095	
<b>Total</b>			<b>\$128,908</b>
<b>Other Direct Sources</b>			
Operations and Maintenance		\$23,203	
Teacherages		\$0	
Minor Capital		\$1,900	
Band Benefits		\$0	
Transportation		\$16,624	
<b>Total</b>			<b>\$41,726</b>
<b>Indirect Sources</b>			
School Evaluation		\$1,000	
FNESC Support		\$1,056	
Co-op Program		\$0	
Gathering Strength:			
— Stay in School		\$2,105	
— Capacity Building		\$6,605	
— Integrating Services		\$2,105	
Special Education		\$18,429	
<b>Total</b>			<b>\$31,298</b>
<b>Total Operating: Federal</b>			<b>\$201,932</b>
<b>Total Operating / Student FTE</b>		<b>\$10,628</b>	
Major Capital (not included above)		\$51,259	

<b>School No.</b>	<b>1425</b>	<b>Kuper Island Band School</b>
<b>Band No.:</b>	<b>650</b>	<b>PENELAKUT (CFA)</b>
<b>FNSA Region:</b>	<b>6</b>	<b>Nu-chah-nulth/Coast Salish</b>
<b>Student FTE (K5 - 12, SS):</b>	<b>81.000</b>	
K4 (not costed)	0.000	
<b>Total FTE:</b>	<b>81.000</b>	
Total number of students:	81	School Type: Elem./Sec.
Total Includes Adults:	19	Age Category: School Aged
<b>Located in School District</b>	<b>79</b>	<b>Cowichan Valley</b>
<b>Block Rate for District:</b>	<b>\$6,502</b>	
<b>District Enrolment:</b>	<b>9,827</b>	

**Federal Funding Allocation:**

<b>Band School Funding Formula (BSFF)</b>		
Unit Funding @ \$5,116		\$414,396
Geographic Adjustment	9.0%	\$37,296
Small School Adjustment	2.5%	\$10,360
Administration		\$20,000
<b>Total</b>		<b>\$482,052</b>
<b>Other Direct Sources</b>		
Operations and Maintenance		\$143,476
Teacherages		\$8,614
Minor Capital		\$8,100
Band Benefits		\$32,445
Transportation		\$19,870
<b>Total</b>		<b>\$212,505</b>
<b>Indirect Sources</b>		
School Evaluation		\$3,000
FNESC Support		\$4,500
Co-op Program		\$0
Gathering Strength:		
— Stay in School		\$5,682
— Capacity Building		\$16,645
— Integrating Services		\$5,682
Special Education		\$41,873
<b>Total</b>		<b>\$77,381</b>
<b>Total Operating: Federal</b>		<b>\$771,938</b>
<b>Total Operating / Student FTE</b>		<b>\$9,530</b>
Major Capital (not included above)	\$218,525	

<b>School No.</b>	<b>1426</b>	<b>Haahuupayak School</b>
<b>Band No.:</b>	<b>665</b>	<b>Tseshah (CFNFA)</b>
<b>FNSA Region:</b>	<b>6</b>	<b>Nu-chah-nuulth/Coast Salish</b>
<b>Student FTE (K5 - 12, SS):</b>	<b>132.000</b>	
K4 (not costed)	0.000	
<b>Total FTE:</b>	<b>132.000</b>	Independent School
<b>Total number of students:</b>	<b>114</b>	School Type: Elementary
<b>Total Includes Adults:</b>	<b>0</b>	Age Category: School Aged
<b>Located in School District</b>	<b>70</b>	Alberni
<b>Block Rate for District:</b>	<b>\$7,354</b>	
<b>District Enrolment:</b>	<b>4,976</b>	

**Federal Funding Allocation:**

**Band School Funding Formula (BSFF)**

Unit Funding @ \$5,116		\$675,312	
Geographic Adjustment	4.0%	\$27,012	
Small School Adjustment	0.0%	\$0	
Administration		\$20,000	
<b>Total</b>			<b>\$722,324</b>

**Other Direct Sources**

Operations and Maintenance		\$161,197	
Teacherages		\$0	
Minor Capital		\$13,200	
Band Benefits		\$0	
Transportation		\$115,491	
<b>Total</b>			<b>\$289,888</b>

**Indirect Sources**

School Evaluation		\$4,000	
FNESC Support		\$7,333	
Co-op Program		\$0	
Gathering Strength:			
— Stay in School		\$9,245	
— Capacity Building		\$26,564	
— Integrating Services		\$9,245	
Special Education		\$64,700	
<b>Total</b>			<b>\$121,087</b>

**Total Operating: Federal** **\$1,133,299**

**Total Operating / Student FTE** **\$8,586**

Major Capital (not included above) \$356,115

<b>School No.</b>	<b>1429</b>	<b>Gwa'Sala'Nakwaxda'xw School</b>
<b>Band No.:</b>	<b>724</b>	<b>Gwa'Sala-Nakwaxda'xw (CFA)</b>
<b>FNSA Region:</b>	<b>5</b>	<b>Kwaiutl/Heiltsuk/Nuxalk/Oweekeno</b>
<b>Student FTE (K5 - 12, SS):</b>	<b>80.000</b>	
K4 (not costed)	9.000	
Total FTE:	89.000	Independent School
Total number of students:	98	School Type: Elementary
Total Includes Adults:	0	Age Category: School Aged
<b>Located in School District</b>	<b>85</b>	<b>Vancouver Island N.</b>
<b>Block Rate for District:</b>	<b>\$8,263</b>	
<b>District Enrolment:</b>	<b>2,325</b>	

### Federal Funding Allocation:

#### Band School Funding Formula (BSFF)

Unit Funding @ \$5,116		\$409,280
Geographic Adjustment	6.0%	\$24,557
Small School Adjustment	2.5%	\$10,232
Administration		\$17,978

<b>Total</b>		<b>\$462,046</b>
--------------	--	------------------

#### Other Direct Sources

Operations and Maintenance		\$62,788
Teacherages		\$0
Minor Capital		\$8,000
Band Benefits		\$0
Transportation		\$43,754

<b>Total</b>		<b>\$114,541</b>
--------------	--	------------------

#### Indirect Sources

School Evaluation		\$3,000
FNESC Support		\$4,444
Co-op Program		\$0
Gathering Strength:		
— Stay in School		\$5,479
— Capacity Building		\$15,995
— Integrating Services		\$5,479
Special Education		\$40,017

<b>Total</b>		<b>\$74,414</b>
--------------	--	-----------------

<b>Total Operating: Federal</b>		<b>\$651,002</b>
---------------------------------	--	------------------

<b>Total Operating / Student FTE</b>		<b>\$8,138</b>
--------------------------------------	--	----------------

Major Capital (not included above)	\$215,827
------------------------------------	-----------

<b>School No.</b>	<b>1432</b>	<b>T'lisalagi'lakw School</b>
<b>Band No.:</b>	<b>631</b>	<b>NAMGIS (CFA)</b>
<b>FNSA Region:</b>	<b>5</b>	<b>Kwalutl/Heiltsuk/Nuxalk/Oweekeno</b>
<b>Student FTE (K5 - 12, SS):</b>	<b>43.000</b>	
K4 (not costed)	5.500	
<b>Total FTE:</b>	<b>48.500</b>	Independent School
Total number of students:	54	School Type: Elem./Sec.
Total Includes Adults:	0	Age Category: School Aged
<b>Located in School District</b>	<b>85</b>	Vancouver Island N.
<b>Block Rate for District:</b>	<b>\$8,263</b>	
<b>District Enrolment:</b>	<b>2,325</b>	

### Federal Funding Allocation:

<b>Band School Funding Formula (BSFF)</b>		
Unit Funding @ \$5,116		\$219,988
Geographic Adjustment	26.0%	\$57,197
Small School Adjustment	5.0%	\$10,999
Administration		\$17,732
<b>Total</b>		<b>\$305,916</b>
<b>Other Direct Sources</b>		
Operations and Maintenance		\$131,312
Teacherages		\$15,137
Minor Capital		\$4,300
Band Benefits		\$51,642
Transportation		\$40,909
<b>Total</b>		<b>\$243,301</b>
<b>Indirect Sources</b>		
School Evaluation		\$2,000
FNESC Support		\$2,389
Co-op Program		\$0
Gathering Strength:		
— Stay in School		\$3,573
— Capacity Building		\$10,678
— Integrating Services		\$3,573
Special Education		\$27,738
<b>Total</b>		<b>\$49,951</b>
<b>Total Operating: Federal</b>		<b>\$599,168</b>
<b>Total Operating / Student FTE</b>		<b>\$13,934</b>
Major Capital (not included above)	\$116,007	



<b>School No.</b>	<b>1438</b>	<b>N'Kwala Elem./Sec. School</b>
<b>Band No.:</b>	<b>697</b>	<b>UPPER NICOLA (CFA)</b>
<b>FNSA Region:</b>	<b>4</b>	<b>Kootenay/Okanagan</b>
<b>Student FTE (K5 - 12, SS):</b>	<b>38.500</b>	
K4 (not costed)	2.500	
<b>Total FTE:</b>	<b>41.000</b>	Independent School
Total number of students:	51	School Type: Elem./Sec.
Total Includes Adults:	10	Age Category: School Aged
<b>Located in School District</b>	<b>58</b>	Nicola-Similkameen
<b>Block Rate for District:</b>	<b>\$7,109</b>	
<b>District Enrolment:</b>	<b>2,934</b>	

### Federal Funding Allocation:

#### Band School Funding Formula (BSFF)

Unit Funding @ \$5,116		\$196,966
Geographic Adjustment	11.0%	\$21,666
Small School Adjustment	5.0%	\$9,848
Administration		\$18,780
<b>Total</b>		<b>\$247,261</b>

#### Other Direct Sources

Operations and Maintenance		\$126,313
Teacherages		\$10,778
Minor Capital		\$3,850
Band Benefits		\$3,281
Transportation		\$38,966
<b>Total</b>		<b>\$183,188</b>

#### Indirect Sources

School Evaluation		\$2,000
FNESC Support		\$2,139
Co-op Program		\$0
Gathering Strength:		
— Stay in School		\$3,396
— Capacity Building		\$10,230
— Integrating Services		\$3,396
Special Education		\$26,893
<b>Total</b>		<b>\$48,054</b>

**Total Operating: Federal** **\$478,504**

**Total Operating / Student FTE** **\$12,429**

Major Capital (not included above) \$103,867

<b>School No.</b>	<b>1439</b>	<b>Morris Williams Memorial Pre-School</b>
<b>Band No.:</b>	<b>607</b>	<b>LAKE BABINE (CFNFA)</b>
<b>FNSA Region:</b>	<b>8</b>	<b>Tsilqot'in/Carrier/Sekani</b>

<b>Student FTE (K5 - 12, SS):</b>	<b>7.500</b>	
K4 (not costed)	7.500	
Total FTE:	15.000	
Total number of students:	30	School Type: Elementary
Total Includes Adults:	0	Age Category: School Aged
<b>Located in School District</b>	<b>91</b>	<b>Nechako Lakes</b>
<b>Block Rate for District:</b>	<b>\$7,527</b>	
<b>District Enrolment:</b>	<b>5,106</b>	

### Federal Funding Allocation:

#### Band School Funding Formula (BSFF)

Unit Funding @ \$5,116		\$38,370
Geographic Adjustment	11.0%	\$4,221
Small School Adjustment	5.0%	\$1,919
Administration		\$1,824

<b>Total</b>		<b>\$46,333</b>
--------------	--	-----------------

#### Other Direct Sources

Operations and Maintenance		\$6,337
Teacherages		\$0
Minor Capital		\$750
Band Benefits		\$0
Transportation		\$1,894

<b>Total</b>		<b>\$8,981</b>
--------------	--	----------------

#### Indirect Sources

School Evaluation		\$1,000
FNESC Support		\$417
Co-op Program		\$0
Gathering Strength:		
— Stay in School		\$1,137
— Capacity Building		\$3,578
— Integrating Services		\$1,137
Special Education		\$10,019

<b>Total</b>		<b>\$17,288</b>
--------------	--	-----------------

<b>Total Operating: Federal</b>		<b>\$72,602</b>
---------------------------------	--	-----------------

<b>Total Operating / Student FTE</b>		<b>\$9,680</b>
--------------------------------------	--	----------------

Major Capital (not included above)	\$20,234	
------------------------------------	----------	--

**School No.** 1440 **Tsay Keh Dene School**  
**Band No.:** 609 **TSAY KEH DENE (CFA)**  
**FNSA Region:** 3 **Kaska/Dene/Tahltan/Taglish/Inland Tlingit**

**Student FTE (K5 - 12, SS):** 54,500  
 K4 (not costed) 1,000  
 Total FTE: 55,500  
 Total number of students: 58  
 Total Includes Adults: 5  
 School Type: Elem./Sec.  
 Age Category: School Aged

Located in School District 91 Nechako Lakes  
 Block Rate for District: \$7,527  
 District Enrolment: 5,106

**Federal Funding Allocation:**

<b>Band School Funding Formula (BSFF)</b>		
Unit Funding @ \$5,116		\$278,822
Geographic Adjustment	52.0%	\$144,987
Small School Adjustment	5.0%	\$13,941
Administration		\$19,640
<b>Total</b>		<b>\$457,390</b>
<b>Other Direct Sources</b>		
Operations and Maintenance		\$56,911
Teacherages		\$14,639
Minor Capital		\$5,450
Band Benefits		\$0
Transportation		\$10,731
<b>Total</b>		<b>\$87,731</b>
<b>Indirect Sources</b>		
School Evaluation		\$2,000
FNESC Support		\$3,028
Co-op Program		\$0
Gathering Strength:		
— Stay in School		\$4,312
— Capacity Building		\$12,815
— Integrating Services		\$4,312
Special Education		\$32,996
<b>Total</b>		<b>\$59,464</b>
<b>Total Operating: Federal</b>		<b>\$604,585</b>
<b>Total Operating / Student FTE</b>		<b>\$11,093</b>
Major Capital (not included above)		\$147,032

<b>School No.</b>	<b>1444</b>	<b>Chief Matthews Community School</b>
<b>Band No.:</b>	<b>669</b>	<b>OLD MASSETT (CFA)</b>
<b>FNSA Region:</b>	<b>2</b>	<b>Haida/Tsimshian/Haisla/Nlsga'a</b>
<b>Student FTE (K5 - 12, SS):</b>	<b>25.000</b>	
K4 (not costed)	8.500	
<b>Total FTE:</b>	<b>33.500</b>	
Total number of students:	42	School Type: Elementary
Total Includes Adults:	0	Age Category: School Aged
<b>Located in School District</b>	<b>50</b>	Haida Gwaii/Q. Charl.
<b>Block Rate for District:</b>	<b>\$9,908</b>	
<b>District Enrolment:</b>	<b>877</b>	

### Federal Funding Allocation:

<b>Band School Funding Formula (BSFF)</b>			
Unit Funding @ \$5,116		\$127,900	
Geographic Adjustment	25.0%	\$31,975	
Small School Adjustment	2.5%	\$3,198	
Administration		\$14,925	
<b>Total</b>			<b>\$177,998</b>
<b>Other Direct Sources</b>			
Operations and Maintenance		\$62,288	
Teacherages		\$0	
Minor Capital		\$2,500	
Band Benefits		\$0	
Transportation		\$74,319	
<b>Total</b>			<b>\$139,107</b>
<b>Indirect Sources</b>			
School Evaluation		\$1,000	
FNESC Support		\$1,389	
Co-op Program		\$0	
Gathering Strength:			
— Stay in School		\$2,429	
— Capacity Building		\$7,379	
— Integrating Services		\$2,429	
Special Education		\$19,644	
<b>Total</b>			<b>\$34,271</b>
<b>Total Operating: Federal</b>			<b>\$351,376</b>
<b>Total Operating / Student FTE</b>		<b>\$14,055</b>	
Major Capital (not included above)	\$67,446		

**School No.** 1458 **Xit'olacw Community Band School**  
**Band No.:** 557 **MOUNT CURRIE (CFA)**  
**FNSA Region:** 6 **Nu-chah-nuulth/Coast Salish**

**Student FTE (K5 - 12, SS):** 178.063  
 K4 (not costed) 16.000  
 Total FTE: 194.063  
 Total number of students: 211  
 Total Includes Adults: 1  
 School Type: Elem./Sec.  
 Age Category: School Aged

Located in School District 48 Howe Sound  
 Block Rate for District: \$6,818  
 District Enrolment: 4,453

**Federal Funding Allocation:**

<b>Band School Funding Formula (BSFF)</b>			
Unit Funding @ \$5,116		\$910,970	
Geographic Adjustment	11.0%	\$100,207	
Small School Adjustment	0.0%	\$0	
Administration		\$18,351	
<b>Total</b>			<b>\$1,029,528</b>
<b>Other Direct Sources</b>			
Operations and Maintenance		\$198,245	
Teacherages		\$0	
Minor Capital		\$17,806	
Band Benefits		\$110,359	
Transportation		\$87,752	
<b>Total</b>			<b>\$414,162</b>
<b>Indirect Sources</b>			
School Evaluation		\$4,000	
FNESC Support		\$9,892	
Co-op Program		\$38,594	
Gathering Strength:			
— Stay in School		\$10,567	
— Capacity Building		\$30,178	
— Integrating Services		\$10,567	
Special Education		\$72,723	
<b>Total</b>			<b>\$176,520</b>
<b>Total Operating: Federal</b>			<b>\$1,620,211</b>
<b>Total Operating / Student FTE</b>		<b>\$9,099</b>	
Major Capital (not included above)	\$480,386		

<b>School No.</b>	<b>1461</b>	<b>Seabird Island Community School</b>
<b>Band No.:</b>	<b>581</b>	<b>Seabird Island (CFA)</b>
<b>FNSA Region:</b>	<b>6</b>	<b>Nu-chah-nulth/Coast Salish</b>

<b>Student FTE (K5 - 12, SS):</b>	<b>197.250</b>	
K4 (not costed)	8.500	
Total FTE:	205.750	Independent School
Total number of students:	233	School Type: Elem./Sec.
Total Includes Adults:	0	Age Category: School Aged
<b>Located In School District</b>	<b>78</b>	<b>Fraser-Cascade</b>
<b>Block Rate for District:</b>	<b>\$7,407</b>	
<b>District Enrolment:</b>	<b>2,302</b>	

### Federal Funding Allocation:

<b>Band School Funding Formula (BSFF)</b>		
Unit Funding @ \$5,116		\$1,009,131
Geographic Adjustment	4.0%	\$40,365
Small School Adjustment	0.0%	\$0
Administration		\$19,174
<b>Total</b>		<b>\$1,068,670</b>
<b>Other Direct Sources</b>		
Operations and Maintenance		\$101,658
Teacherages		\$1,403
Minor Capital		\$19,725
Band Benefits		\$0
Transportation		\$107,880
<b>Total</b>		<b>\$230,666</b>
<b>Indirect Sources</b>		
School Evaluation		\$4,000
FNESC Support		\$10,958
Co-op Program		\$24,660
Gathering Strength:		
— Stay in School		\$11,634
— Capacity Building		\$33,185
— Integrating Services		\$11,634
Special Education		\$79,789
<b>Total</b>		<b>\$175,861</b>
<b>Total Operating: Federal</b>		<b>\$1,475,196</b>
<b>Total Operating / Student FTE</b>		<b>\$7,479</b>
Major Capital (not included above)	\$532,149	



**School No.** 1462  
**Band No.:** 554  
**FNSA Region:** 6

**Chi Chuy Preschool**  
**SLIAMMON (CFA)**  
**Nu-chah-nulth/Coast Salish**

<b>Student FTE (K5 - 12, SS):</b>	<b>16.000</b>	
K4 (not costed)	4.500	
Total FTE:	20.500	
Total number of students:	25	School Type: Elementary
Total Includes Adults:	0	Age Category: School Aged
<b>Located in School District</b>	<b>47</b>	<b>Powell River</b>
<b>Block Rate for District:</b>	<b>\$7,167</b>	
<b>District Enrolment:</b>	<b>2,937</b>	

**Federal Funding Allocation:**

**Band School Funding Formula (BSFF)**

Unit Funding @ \$5,116		\$81,856	
Geographic Adjustment	4.0%	\$3,274	
Small School Adjustment	0.0%	\$0	
Administration		\$15,610	
<b>Total</b>			<b>\$100,740</b>

**Other Direct Sources**

Operations and Maintenance		\$31,712	
Teacherages		\$0	
Minor Capital		\$1,600	
Band Benefits		\$17,059	
Transportation		\$0	
<b>Total</b>			<b>\$50,371</b>

**Indirect Sources**

School Evaluation		\$1,000	
FNESC Support		\$889	
Co-op Program		\$0	
Gathering Strength:			
— Stay in School		\$2,017	
— Capacity Building		\$6,259	
— Integrating Services		\$2,017	
Special Education		\$17,188	
<b>Total</b>			<b>\$29,370</b>

**Total Operating: Federal** **\$180,481**

**Total Operating / Student FTE** **\$11,280**

Major Capital (not included above) \$43,165

<b>School No.</b>	<b>1473</b>	<b>Klusklus Survival School</b>
<b>Band No.:</b>	<b>721</b>	<b>KLUSKUS (CFA)</b>
<b>FNSA Region:</b>	<b>8</b>	<b>Tsilqot'in/Carrler/Sekani</b>
<b>Student FTE (K5 - 12, SS):</b>	<b>12.000</b>	
K4 (not costed)	0.000	
<b>Total FTE:</b>	<b>12.000</b>	
Total number of students:	12	School Type: Elem./Sec.
Total Includes Adults:	0	Age Category: School Aged
<b>Located in School District</b>	<b>28</b>	<b>Quesnel</b>
<b>Block Rate for District:</b>	<b>\$7,283</b>	
<b>District Enrolment:</b>	<b>4,513</b>	

### Federal Funding Allocation:

#### Band School Funding Formula (BSFF)

Unit Funding @ \$5,116		\$61,392	
Geographic Adjustment	25.0%	\$15,348	
Small School Adjustment	5.0%	\$3,070	
Administration		\$20,000	
<b>Total</b>			<b>\$99,810</b>

#### Other Direct Sources

Operations and Maintenance		\$59,037	
Teacherages		\$7,831	
Minor Capital		\$1,200	
Band Benefits		\$0	
Transportation		\$0	
<b>Total</b>			<b>\$68,068</b>

#### Indirect Sources

School Evaluation		\$1,000	
FNESC Support		\$667	
Co-op Program		\$0	
Gathering Strength:			
— Stay in School		\$2,120	
— Capacity Building		\$6,725	
— Integrating Services		\$2,120	
Special Education		\$19,045	
<b>Total</b>			<b>\$31,676</b>

**Total Operating: Federal** **\$199,554**

**Total Operating / Student FTE** **\$16,629**

Major Capital (not included above) \$32,374

**School No.** 1487  
**Band No.:** 539  
**FNSA Region:** 5

**Acw̓salcta Nuxalk**  
**NUXALK NATION (CFA)**  
**Kwalutl/Heiltsuk/Nuxalk/Oweekeno**

<b>Student FTE (K5 - 12, SS):</b>	<b>120.000</b>	
K4 (not costed)	0.000	
Total FTE:	120.000	
Total number of students:	120	School Type: Elem./Sec.
Total Includes Adults:	2	Age Category: School Aged
<b>Located in School District</b>	<b>49</b>	<b>Central Coast</b>
<b>Block Rate for District:</b>	<b>\$13,109</b>	
<b>District Enrolment:</b>	<b>366</b>	

**Federal Funding Allocation:**

**Band School Funding Formula (BSFF)**

Unit Funding @ \$5,116		\$613,920	
Geographic Adjustment	26.0%	\$159,619	
Small School Adjustment	2.5%	\$15,348	
Administration		\$14,815	
<b>Total</b>			<b>\$803,702</b>

**Other Direct Sources**

Operations and Maintenance		\$164,423	
Teacherages		\$16,675	
Minor Capital		\$12,000	
Band Benefits		\$80,265	
Transportation		\$54,820	
<b>Total</b>			<b>\$328,183</b>

**Indirect Sources**

School Evaluation		\$4,000	
FNESC Support		\$6,667	
Co-op Program		\$45,000	
Gathering Strength:			
— Stay in School		\$7,540	
— Capacity Building		\$21,747	
— Integrating Services		\$7,540	
Special Education		\$53,303	
<b>Total</b>			<b>\$145,798</b>

**Total Operating: Federal** **\$1,277,683**

**Total Operating / Student FTE** **\$10,647**

Major Capital (not included above) \$323,741

**School No.** 4725 **Nak'albun Elem**  
**Band No.:** 614 **Nak'azdli (CFNFA)**  
**FNSA Region:** 8 **Tsilqot'in/Carrler/Sekani**

**Student FTE (K5 - 12, SS):** 68.000  
 K4 (not costed) 0.000  
**Total FTE:** 68.000  
**Total number of students:** 68  
**Total Includes Adults:** 0

Independent School  
 School Type: Elementary  
 Age Category: School Aged

**Located in School District:** 91 Nechako Lakes  
**Block Rate for District:** \$7,527  
**District Enrolment:** 5,106

### Federal Funding Allocation:

#### Band School Funding Formula (BSFF)

Unit Funding @ \$5,116		\$347,888
Geographic Adjustment	11.0%	\$38,268
Small School Adjustment	2.5%	\$8,697
Administration		\$20,000

**Total** **\$414,853**

#### Other Direct Sources

Operations and Maintenance		\$97,355
Teacherages		\$0
Minor Capital		\$6,800
Band Benefits		\$9,494
Transportation		\$59,379

**Total** **\$173,028**

#### Indirect Sources

School Evaluation		\$2,000
FNESC Support		\$3,778
Co-op Program		\$0
Gathering Strength:		
— Stay in School		\$4,945
— Capacity Building		\$14,536
— Integrating Services		\$4,945
Special Education		\$36,768

**Total** **\$66,972**

**Total Operating: Federal** **\$654,853**

**Total Operating / Student FTE** **\$9,630**

Major Capital (not included above) \$183,453

<b>School No.</b>	<b>4760</b>	<b>Hartley Bay Elem/Sec</b>
<b>Band No.:</b>	<b>675</b>	<b>HARTLEY BAY (CFNFA)</b>
<b>FNSA Region:</b>	<b>2</b>	<b>Halda/Tsimshian/Haisla/Nisga'a</b>
<b>Student FTE (K5 - 12, SS):</b>	<b>56.625</b>	
K4 (not costed)	0.000	
<b>Total FTE:</b>	<b>56.625</b>	
Total number of students:	62	School Type: Elem./Sec.
Total Includes Adults:	10	Age Category: School Aged
<b>Located In School District</b>	<b>52</b>	Prince Rupert
<b>Block Rate for District:</b>	<b>\$7,744</b>	
<b>District Enrolment:</b>	<b>3,171</b>	

### Federal Funding Allocation:

#### Band School Funding Formula (BSFF)

Unit Funding @ \$5,116		\$289,694	
Geographic Adjustment	25.0%	\$72,423	
Small School Adjustment	5.0%	\$14,485	
Administration		\$20,000	
<b>Total</b>			<b>\$396,602</b>

#### Other Direct Sources

Operations and Maintenance		\$190,512	
Teacherages		\$0	
Minor Capital		\$5,663	
Band Benefits		\$0	
Transportation		\$23,501	
<b>Total</b>			<b>\$219,676</b>

#### Indirect Sources

School Evaluation		\$2,000	
FNESC Support		\$3,146	
Co-op Program		\$0	
Gathering Strength:			
— Stay in School		\$4,395	
— Capacity Building		\$13,024	
— Integrating Services		\$4,395	
Special Education		\$33,383	
<b>Total</b>			<b>\$60,343</b>

**Total Operating: Federal** **\$676,620**

**Total Operating / Student FTE** **\$11,949**

Major Capital (not included above) \$152,765

<b>School No.</b>	<b>4761</b>	<b>Lach Klan Elem/Sec</b>
<b>Band No.:</b>	<b>672</b>	<b>KITKATLA (CFA)</b>
<b>FNSA Region:</b>	<b>2</b>	<b>Haida/Tsimshlan/Halsla/Nlsga'a</b>
<b>Student FTE (K5 - 12, SS):</b>	<b>90.563</b>	
K4 (not costed)	0.000	
<b>Total FTE:</b>	<b>90.563</b>	
Total number of students:	94	School Type: Elem./Sec.
Total Includes Adults:	4	Age Category: School Aged
<b>Located in School District</b>	<b>52</b>	Prince Rupert
<b>Block Rate for District:</b>	<b>\$7,744</b>	
<b>District Enrolment:</b>	<b>3,171</b>	

### Federal Funding Allocation:

<b>Band School Funding Formula (BSFF)</b>		
Unit Funding @ \$5,116		\$463,320
Geographic Adjustment	25.0%	\$115,830
Small School Adjustment	2.5%	\$11,583
Administration		\$20,000
<b>Total</b>		<b>\$610,733</b>
<b>Other Direct Sources</b>		
Operations and Maintenance		\$595,951
Teacherages		\$88,730
Minor Capital		\$9,056
Band Benefits		\$0
Transportation		\$26,400
<b>Total</b>		<b>\$720,137</b>
<b>Indirect Sources</b>		
School Evaluation		\$3,000
FNESC Support		\$5,031
Co-op Program		\$0
Gathering Strength:		
— Stay in School		\$6,122
— Capacity Building		\$17,833
— Integrating Services		\$6,122
Special Education		\$44,450
<b>Total</b>		<b>\$82,559</b>
<b>Total Operating: Federal</b>		<b>\$1,413,429</b>
<b>Total Operating / Student FTE</b>		<b>\$15,607</b>
Major Capital (not included above)	\$244,325	



<b>School No.</b>	<b>4762</b>	<b>Lax Kwa'alaams</b>
<b>Band No.:</b>	<b>674</b>	<b>LAX KWA'ALAAMS (CFNFA)</b>
<b>FNSA Region:</b>	<b>2</b>	<b>Halda/Tsimshlan/Haisla/Nisga'a</b>
<b>Student FTE (K5 - 12, SS):</b>	<b>165.500</b>	
K4 (not costed)	0.000	
Total FTE:	165.500	
Total number of students:	175	School Type: Elem./Sec.
Total Includes Adults:	21	Age Category: School Aged
<b>Located in School District</b>	<b>52</b>	<b>Prince Rupert</b>
<b>Block Rate for District:</b>	<b>\$7,744</b>	
<b>District Enrolment:</b>	<b>3,171</b>	

### Federal Funding Allocation:

#### Band School Funding Formula (BSFF)

Unit Funding @ \$5,116		\$846,698
Geographic Adjustment	11.0%	\$93,137
Small School Adjustment	0.0%	\$0
Administration		\$20,000
<b>Total</b>		<b>\$959,835</b>

#### Other Direct Sources

Operations and Maintenance		\$720,548
Teacherages		\$0
Minor Capital		\$16,550
Band Benefits		\$16,958
Transportation		\$63,463
<b>Total</b>		<b>\$817,519</b>

#### Indirect Sources

School Evaluation		\$4,000
FNESC Support		\$9,194
Co-op Program		\$12,546
Gathering Strength:		
— Stay in School		\$10,060
— Capacity Building		\$28,817
— Integrating Services		\$10,060
Special Education		\$69,809
<b>Total</b>		<b>\$144,485</b>

**Total Operating: Federal** **\$1,921,839**

**Total Operating / Student FTE** **\$11,612**

Major Capital (not included above) \$446,493

**School No.** 5692 **Eliza Archie Memorial School**  
**Band No.:** 713 **CANIM LAKE (CFNFA)**  
**FNSA Region:** 7 **Secwpemlc/Stt'atl'Imc/Nlaka'pamux**

**Student FTE (K5 - 12, SS):** 26.000  
 K4 (not costed) 1.000  
**Total FTE:** 27.000  
 Total number of students: 28 School Type: Elementary  
 Total Includes Adults: 0 Age Category: School Aged

Located in School District 27 Cariboo-Chilcotin  
**Block Rate for District:** \$7,346  
**District Enrolment:** 7,182

**Federal Funding Allocation:**

<b>Band School Funding Formula (BSFF)</b>			
Unit Funding @ \$5,116		\$133,016	
Geographic Adjustment	11.0%	\$14,632	
Small School Adjustment	5.0%	\$6,651	
Administration		\$19,259	
<b>Total</b>			<b>\$173,558</b>
<b>Other Direct Sources</b>			
Operations and Maintenance		\$124,930	
Teacherages		\$0	
Minor Capital		\$2,600	
Band Benefits		\$46,355	
Transportation		\$65,413	
<b>Total</b>			<b>\$239,298</b>
<b>Indirect Sources</b>			
School Evaluation		\$1,000	
FNESC Support		\$1,444	
Co-op Program		\$0	
Gathering Strength:			
— Stay in School		\$2,787	
— Capacity Building		\$8,553	
— Integrating Services		\$2,787	
Special Education		\$23,118	
<b>Total</b>			<b>\$39,689</b>
<b>Total Operating: Federal</b>			<b>\$452,545</b>
<b>Total Operating / Student FTE</b>		<b>\$17,406</b>	
Major Capital (not included above)		\$70,144	

**School No. 5707 Nus Wadeezulh Community School**  
**Band No.: 608 TAKLA LAKE (CFA)**  
**FNSA Region: 8 Tsilhqot'in/Carrier/Sekani**

**Student FTE (K5 - 12, SS): 37.750**  
 K4 (not costed) 0.500  
 Total FTE: 38.250  
 Total number of students: 39  
 Total Includes Adults: 3  
 School Type: Elem./Sec.  
 Age Category: School Aged

Located In School District 91 Nechako Lakes  
 Block Rate for District: \$7,527  
 District Enrolment: 5,106

**Federal Funding Allocation:**

<b>Band School Funding Formula (BSFF)</b>			
Unit Funding @ \$5,116		\$193,129	
Geographic Adjustment	30.0%	\$57,939	
Small School Adjustment	5.0%	\$9,656	
Administration		\$12,505	
<b>Total</b>			<b>\$273,229</b>
<b>Other Direct Sources</b>			
Operations and Maintenance		\$114,114	
Teacherages		\$18,219	
Minor Capital		\$3,775	
Band Benefits		\$5,201	
Transportation		\$16,069	
<b>Total</b>			<b>\$157,378</b>
<b>Indirect Sources</b>			
School Evaluation		\$1,000	
FNESC Support		\$2,097	
Co-op Program		\$0	
Gathering Strength:			
— Stay in School		\$3,468	
— Capacity Building		\$10,468	
— Integrating Services		\$3,468	
Special Education		\$27,612	
<b>Total</b>			<b>\$48,112</b>
<b>Total Operating: Federal</b>			<b>\$478,720</b>
<b>Total Operating / Student FTE</b>		<b>\$12,681</b>	
Major Capital (not included above)		\$101,844	

**School No.** 5872  
**Band No.:** 661  
**FNSA Region:** 6

**Hot Springs Cove**  
**HESQUIAHT (CFNFA)**  
**Nu-chah-nuulth/Coast Sallsh**

<b>Student FTE (K5 - 12, SS):</b>	<b>16.000</b>	
K4 (not costed)	1.000	
Total FTE:	17.000	
Total number of students:	18	School Type: Elementary
Total Includes Adults:	0	Age Category: School Aged
<b>Located in School District</b>	70	Alberni
<b>Block Rate for District:</b>	\$7,354	
<b>District Enrolment:</b>	4,976	

**Federal Funding Allocation:**

<b>Band School Funding Formula (BSFF)</b>			
Unit Funding @ \$5,116		\$81,856	
Geographic Adjustment	27.5%	\$22,510	
Small School Adjustment	5.0%	\$4,093	
Administration		\$18,824	
<b>Total</b>			<b>\$127,283</b>
<b>Other Direct Sources</b>			
Operations and Maintenance		\$19,539	
Teacherages		\$0	
Minor Capital		\$1,600	
Band Benefits		\$0	
Transportation		\$13,999	
<b>Total</b>			<b>\$35,138</b>
<b>Indirect Sources</b>			
School Evaluation		\$1,000	
FNESC Support		\$889	
Co-op Program		\$0	
Gathering Strength:			
— Stay in School		\$1,703	
— Capacity Building		\$5,518	
— Integrating Services		\$1,703	
Special Education		\$16,056	
<b>Total</b>			<b>\$26,870</b>
<b>Total Operating: Federal</b>			<b>\$189,290</b>
<b>Total Operating / Student FTE</b>		<b>\$11,831</b>	
Major Capital (not included above)		\$43,165	

**School No.** 5896  
**Band No.:** 710  
**FNSA Region:** 8

**Tsi Deldel School**  
**ALEXIS CREEK (CFA)**  
**Tsilqot'In/Carrler/Sekanl**

<b>Student FTE (K5 - 12, SS):</b>	<b>45.000</b>	
K4 (not costed)	0.500	
<b>Total FTE:</b>	<b>45.500</b>	Independent School
Total number of students:	46	School Type: Elem./Sec.
Total Includes Adults:	0	Age Category: School Aged
<b>Located in School District:</b>	<b>27</b>	Cariboo-Chilcotin
<b>Block Rate for District:</b>	<b>\$7,346</b>	
<b>District Enrolment:</b>	<b>7,182</b>	

**Federal Funding Allocation:**

<b>Band School Funding Formula (BSFF)</b>			
Unit Funding @ \$5,116		\$230,220	
Geographic Adjustment	11.0%	\$25,324	
Small School Adjustment	5.0%	\$11,511	
Administration		\$19,780	
<b>Total</b>			<b>\$286,835</b>
<b>Other Direct Sources</b>			
Operations and Maintenance		\$126,607	
Teacherages		\$13,703	
Minor Capital		\$4,500	
Band Benefits		\$3,506	
Transportation		\$25,413	
<b>Total</b>			<b>\$173,728</b>
<b>Indirect Sources</b>			
School Evaluation		\$2,000	
FNESC Support		\$2,500	
Co-op Program		\$0	
Gathering Strength:			
— Stay in School		\$3,832	
— Capacity Building		\$11,485	
— Integrating Services		\$3,832	
Special Education		\$29,961	
<b>Total</b>			<b>\$53,611</b>
<b>Total Operating: Federal</b>			<b>\$514,174</b>
<b>Total Operating / Student FTE</b>		<b>\$11,426</b>	
Major Capital (not included above)	\$121,403		

<b>School No.</b>	<b>6034</b>	<b>Kyah Wiget Adult Centre</b>
<b>Band No.:</b>	<b>530</b>	<b>MORICETOWN (CFA)</b>
<b>FNSA Region:</b>	<b>1</b>	<b>Gitksan/Wet'suwet'en</b>
<b>Student FTE (K5 - 12, SS):</b>	<b>14.250</b>	
K4 (not costed)	0.000	
<b>Total FTE:</b>	<b>14.250</b>	
Total number of students:	33	School Type: Elem./Sec.
Total Includes Adults:	31	Age Category: Adult
<b>Located in School District</b>	<b>82</b>	<b>Coast Mountains</b>
<b>Block Rate for District:</b>	<b>\$7,507</b>	
<b>District Enrolment:</b>	<b>6,896</b>	

**Federal Funding Allocation:**

**Band School Funding Formula (BSFF)**

Unit Funding @ \$5,116		\$72,903	
Geographic Adjustment	10.0%	\$7,290	
Small School Adjustment	2.5%	\$1,823	
Administration		\$3,248	
<b>Total</b>			<b>\$85,264</b>

**Other Direct Sources**

Operations and Maintenance		\$17,770	
Teacherages		\$0	
Minor Capital		\$1,425	
Band Benefits		\$7,944	
Transportation		\$14,799	
<b>Total</b>			<b>\$41,938</b>

**Indirect Sources**

School Evaluation		\$1,000	
FNESC Support		\$792	
Co-op Program		\$0	
Gathering Strength:			
— Stay in School		\$2,274	
— Capacity Building		\$7,156	
— Integrating Services		\$2,274	
Special Education		\$20,038	
<b>Total</b>			<b>\$33,535</b>

**Total Operating: Federal** **\$160,736**

**Total Operating / Student FTE** **\$11,280**

Major Capital (not included above) \$38,444



**School No.** 6103 **Gitwangak Adult Program**  
**Band No.:** 536 **GITWANGAK (CFNFA)**  
**FNSA Region:** 1 **Gitksan/Wet'suwet'en**

**Student FTE (K5 - 12, SS):** 16.125  
 K4 (not costed) 0.000  
 Total FTE: 16.125  
 Total number of students: 21 **School Type: Secondary**  
 Total Includes Adults: 19 **Age Category: Adult**

**Located in School District:** 82 **Coast Mountains**  
**Block Rate for District:** \$7,507  
**District Enrolment:** 6,896

**Federal Funding Allocation:**

<b>Band School Funding Formula (BSFF)</b>			
Unit Funding @ \$5,116		\$82,496	
Geographic Adjustment	15.0%	\$12,374	
Small School Adjustment	5.0%	\$4,125	
Administration		\$20,000	
<b>Total</b>			<b>\$118,995</b>
<b>Other Direct Sources</b>			
Operations and Maintenance		\$28,267	
Teacherages		\$0	
Minor Capital		\$1,613	
Band Benefits		\$29,592	
Transportation		\$4,754	
<b>Total</b>			<b>\$64,225</b>
<b>Indirect Sources</b>			
School Evaluation		\$1,000	
FNESC Support		\$896	
Co-op Program		\$0	
Gathering Strength:			
— Stay in School		\$2,378	
— Capacity Building		\$7,444	
— Integrating Services		\$2,378	
Special Education		\$20,699	
<b>Total</b>			<b>\$34,794</b>
<b>Total Operating: Federal</b>			<b>\$218,014</b>
<b>Total Operating / Student FTE</b>		<b>\$13,520</b>	
Major Capital (not included above)		\$43,503	

<b>School No.</b>	<b>6186</b>	<b>Tl'azten Adult Learning Centre</b>
<b>Band No.:</b>	<b>617</b>	<b>TL'AZT'EN NATION (CFA)</b>
<b>FNSA Region:</b>	<b>8</b>	<b>Tsllqot'In/Carrier/Sekanl</b>

<b>Student FTE (K5 - 12, SS):</b>	<b>14.125</b>	
K4 (not costed)	0.000	
Total FTE:	14.125	
Total number of students:	44	School Type: Secondary
Total Includes Adults:	43	Age Category: Adult
<b>Located In School District</b>	<b>91</b>	<b>Nechako Lakes</b>
<b>Block Rate for District:</b>	<b>\$7,527</b>	
<b>District Enrolment:</b>	<b>5,106</b>	

### Federal Funding Allocation:

#### Band School Funding Formula (BSFF)

Unit Funding @ \$5,116		\$72,264	
Geographic Adjustment	11.0%	\$7,949	
Small School Adjustment	2.5%	\$1,807	
Administration		\$2,807	
<b>Total</b>			<b>\$84,827</b>

#### Other Direct Sources

Operations and Maintenance		\$38,032	
Teacherages		\$3,644	
Minor Capital		\$1,413	
Band Benefits		\$16,884	
Transportation		\$6,713	
<b>Total</b>			<b>\$66,685</b>

#### Indirect Sources

School Evaluation		\$1,000	
FNESC Support		\$785	
Co-op Program		\$0	
Gathering Strength:			
— Stay in School		\$2,274	
— Capacity Building		\$7,156	
— Integrating Services		\$2,274	
Special Education		\$20,038	
<b>Total</b>			<b>\$33,528</b>

<b>Total Operating: Federal</b>			<b>\$185,039</b>
---------------------------------	--	--	------------------

<b>Total Operating / Student FTE</b>	<b>\$13,100</b>
--------------------------------------	-----------------

Major Capital (not included above)	\$38,107
------------------------------------	----------

**School No.** 6334  
**Band No.:** 597  
**FNSA Region:** 4

**Outma Squilxw Cultural**  
**PENTICTON (CFA)**  
**Kootenay/Okanagan**

<b>Student FTE (K5 - 12, SS):</b>	<b>26.000</b>	
K4 (not costed)	3.500	
Total FTE:	29.500	
Total number of students:	33	School Type: Elementary
Total Includes Adults:	0	Age Category: School Aged
<b>Located in School District</b>	67	Okanagan-Skaha
<b>Block Rate for District:</b>	\$6,426	
<b>District Enrolment:</b>	7,435	

**Federal Funding Allocation:**

<b>Band School Funding Formula (BSFF)</b>			
Unit Funding @ \$5,116		\$133,016	
Geographic Adjustment	4.0%	\$5,321	
Small School Adjustment	5.0%	\$6,651	
Administration		\$8,455	
<b>Total</b>			<b>\$153,443</b>
<b>Other Direct Sources</b>			
Operations and Maintenance		\$21,442	
Teacherages		\$0	
Minor Capital		\$2,600	
Band Benefits		\$8,009	
Transportation		\$13,829	
<b>Total</b>			<b>\$45,881</b>
<b>Indirect Sources</b>			
School Evaluation		\$1,000	
FNESC Support		\$1,444	
Co-op Program		\$0	
Gathering Strength:			
— Stay in School		\$2,687	
— Capacity Building		\$8,208	
— Integrating Services		\$2,687	
Special Education		\$22,034	
<b>Total</b>			<b>\$38,061</b>
<b>Total Operating: Federal</b>			<b>\$237,384</b>
<b>Total Operating / Student FTE</b>		<b>\$9,130</b>	
Major Capital (not included above)		\$70,144	

<b>School No.</b>	<b>6343</b>	<b>George Manuel Institute</b>
<b>Band No.:</b>	<b>690</b>	<b>NESKONLITH (CFA)</b>
<b>FNSA Region:</b>	<b>7</b>	<b>Secwpe/mlc/Stl'at'i'inc/Nlaka'pamux</b>

<b>Student FTE (K5 - 12, SS):</b>	<b>35.000</b>	
K4 (not costed)	0.000	
<b>Total FTE:</b>	<b>35.000</b>	
Total number of students:	40	School Type: Elem./Sec.
Total Includes Adults:	27	Age Category: Mixed Ages
<b>Located in School District</b>	<b>73</b>	<b>Kamloops/Thompson</b>
<b>Block Rate for District:</b>	<b>\$6,743</b>	
<b>District Enrolment:</b>	<b>16,467</b>	

### Federal Funding Allocation:

#### Band School Funding Formula (BSFF)

Unit Funding @ \$5,116		\$179,060	
Geographic Adjustment	11.0%	\$19,697	
Small School Adjustment	2.5%	\$4,477	
Administration		\$20,000	
<b>Total</b>			<b>\$223,233</b>

#### Other Direct Sources

Operations and Maintenance		\$0	
Teacherages		\$0	
Minor Capital		\$3,500	
Band Benefits		\$13,652	
Transportation		\$19,886	
<b>Total</b>			<b>\$37,038</b>

#### Indirect Sources

School Evaluation		\$1,000	
FNESC Support		\$1,944	
Co-op Program		\$37,635	
Gathering Strength:			
— Stay in School		\$3,307	
— Capacity Building		\$10,032	
— Integrating Services		\$3,307	
Special Education		\$26,654	
<b>Total</b>			<b>\$83,879</b>

**Total Operating: Federal** **\$344,151**

**Total Operating / Student FTE** **\$9,833**

Major Capital (not included above) \$94,424

**School No.** 6346 **Muskoti Learning Center**  
**Band No.:** 542 **SAULTEAU (CFA)**  
**FNSA Region:** 3 **Kaska/Dene/Tahltan/Tagish/Inland Tlingit**

**Student FTE (K5 - 12, SS):** 32.250  
 K4 (not costed) 0.000  
**Total FTE:** 32.250  
 Total number of students: 41 **School Type: Elem./Sec.**  
 Total Includes Adults: 36 **Age Category: Adult**

**Located in School District:** 59 **Peace River South**  
**Block Rate for District:** \$8,032  
**District Enrolment:** 4,835

**Federal Funding Allocation:**

<b>Band School Funding Formula (BSFF)</b>			
Unit Funding @ \$5,116		\$164,991	
Geographic Adjustment	15.0%	\$24,749	
Small School Adjustment	2.5%	\$4,125	
Administration		\$20,000	
<b>Total</b>			<b>\$213,864</b>
<b>Other Direct Sources</b>			
Operations and Maintenance		\$46,460	
Teacherages		\$0	
Minor Capital		\$3,225	
Band Benefits		\$0	
Transportation		\$12,000	
<b>Total</b>			<b>\$61,685</b>
<b>Indirect Sources</b>			
School Evaluation		\$1,000	
FNESC Support		\$1,792	
Co-op Program		\$0	
Gathering Strength:			
— Stay in School		\$3,204	
— Capacity Building		\$9,744	
— Integrating Services		\$3,204	
Special Education		\$25,993	
<b>Total</b>			<b>\$44,936</b>
<b>Total Operating: Federal</b>			<b>\$320,485</b>
<b>Total Operating / Student FTE</b>		<b>\$9,938</b>	
Major Capital (not included above)		\$87,005	

<b>School No.</b>	<b>6612</b>	<b>Stein Valley / N'lakapamux Schools</b>
<b>Band No.:</b>	<b>705</b>	<b>Lytton (CFA)</b>
<b>FNSA Region:</b>	<b>7</b>	<b>Secwpehic/St'atl'imc/Nlaka'pamux</b>

<b>Student FTE (K5 - 12, SS):</b>	<b>104.500</b>	
K4 (not costed)	7.500	
<b>Total FTE:</b>	<b>112.000</b>	Independent School
Total number of students:	120	School Type: Elem./Sec.
Total Includes Adults:	0	Age Category: School Aged
<b>Located in School District</b>	<b>74</b>	Gold Trail
<b>Block Rate for District:</b>	<b>\$8,602</b>	
<b>District Enrolment:</b>	<b>2,606</b>	

### Federal Funding Allocation:

#### Band School Funding Formula (BSFF)

Unit Funding @ \$5,116		\$534,622	
Geographic Adjustment	11.0%	\$58,808	
Small School Adjustment	2.5%	\$13,366	
Administration		\$18,661	
<b>Total</b>			<b>\$625,457</b>

#### Other Direct Sources

Operations and Maintenance		\$129,810	
Teacherages		\$0	
Minor Capital		\$10,450	
Band Benefits		\$0	
Transportation		\$57,153	
<b>Total</b>			<b>\$197,413</b>

#### Indirect Sources

School Evaluation		\$4,000	
FNESC Support		\$5,806	
Co-op Program		\$21,870	
Gathering Strength:			
— Stay in School		\$6,795	
— Capacity Building		\$19,688	
— Integrating Services		\$6,795	
Special Education		\$48,638	
<b>Total</b>			<b>\$113,591</b>

#### Total Operating: Federal

			<b>\$936,461</b>
<b>Total Operating / Student FTE</b>		<b>\$8,961</b>	

Major Capital (not included above)	\$281,924
------------------------------------	-----------



<b>School No.</b>	<b>6640</b>	<b>Wagalus School</b>
<b>Band No.:</b>	<b>626</b>	<b>KWAKIUTL (CFA)</b>
<b>FNSA Region:</b>	<b>5</b>	<b>Kwalutl/Heiltsuk/Nuxalk/Oweekeno</b>
<b>Student FTE (K5 - 12, SS):</b>	<b>14.000</b>	
K4 (not costed)	5.000	
Total FTE:	19.000	
Total number of students:	24	School Type: Elementary
Total Includes Adults:	0	Age Category: School Aged
<b>Located in School District</b>	<b>85</b>	<b>Vancouver Island N.</b>
<b>Block Rate for District:</b>	<b>\$8,263</b>	
<b>District Enrolment:</b>	<b>2,325</b>	

### Federal Funding Allocation:

#### Band School Funding Formula (BSFF)

Unit Funding @ \$5,116		\$71,624	
Geographic Adjustment	6.0%	\$4,297	
Small School Adjustment	2.5%	\$1,791	
Administration		\$14,737	
<b>Total</b>			<b>\$92,449</b>

#### Other Direct Sources

Operations and Maintenance		\$0	
Teacherages		\$0	
Minor Capital		\$1,400	
Band Benefits		\$4,797	
Transportation		\$29,282	
<b>Total</b>			<b>\$35,479</b>

#### Indirect Sources

School Evaluation		\$1,000	
FNESC Support		\$778	
Co-op Program		\$0	
Gathering Strength:			
— Stay in School		\$1,828	
— Capacity Building		\$5,697	
— Integrating Services		\$1,828	
Special Education		\$15,740	
<b>Total</b>			<b>\$26,870</b>

**Total Operating: Federal** **\$154,798**

**Total Operating / Student FTE** **\$11,057**

Major Capital (not included above) \$37,770

**School No.** 6651 **Jean Marie Joseph Adult Centre**  
**Band No.:** 728 **YEKOOCHE (CFA)**  
**FNSA Region:** 8 **Tsilqot'in/Carrier/Sekani**

**Student FTE (K5 - 12, SS):** 16.250  
 K4 (not costed) 0.000  
 Total FTE: 16.250  
 Total number of students: 20 **School Type: Secondary**  
 Total Includes Adults: 20 **Age Category: Adult**

**Located in School District** 91 **Nechako Lakes**  
**Block Rate for District:** \$7,527  
**District Enrolment:** 5,106

**Federal Funding Allocation:**

**Band School Funding Formula (BSFF)**

Unit Funding @ \$5,116		\$83,135	
Geographic Adjustment	11.0%	\$9,145	
Small School Adjustment	5.0%	\$4,157	
Administration		\$8,075	
<b>Total</b>			<b>\$104,511</b>

**Other Direct Sources**

Operations and Maintenance		\$58,519	
Teacherages		\$4,975	
Minor Capital		\$1,625	
Band Benefits		\$0	
Transportation		\$10,374	
<b>Total</b>			<b>\$75,493</b>

**Indirect Sources**

School Evaluation		\$1,000	
FNESC Support		\$903	
Co-op Program		\$0	
Gathering Strength:			
— Stay in School		\$2,378	
— Capacity Building		\$7,444	
— Integrating Services		\$2,378	
Special Education		\$20,699	
<b>Total</b>			<b>\$34,801</b>

**Total Operating: Federal** **\$214,805**

**Total Operating / Student FTE** **\$13,219**

Major Capital (not included above) \$43,840

<b>School No.</b>	<b>6908</b>	<b>First Nations Highschool (Hazelton)</b>
<b>Band No.:</b>	<b>531</b>	<b>GITANMAX (CFNFA)</b>
<b>FNSA Region:</b>	<b>1</b>	<b>Gitksan/Wet'suwet'en</b>

<b>Student FTE (K5 - 12, SS):</b>	<b>73.000</b>	
K4 (not costed)	0.000	
Total FTE:	73.000	
Total number of students:	73	School Type: Secondary
Total Includes Adults:	62	Age Category: Adult
<b>Located in School District</b>	<b>82</b>	<b>Coast Mountains</b>
<b>Block Rate for District:</b>	<b>\$7,507</b>	
<b>District Enrolment:</b>	<b>6,896</b>	

### Federal Funding Allocation:

#### Band School Funding Formula (BSFF)

Unit Funding @ \$5,116		\$373,468	
Geographic Adjustment	15.0%	\$56,020	
Small School Adjustment	0.0%	\$0	
Administration		\$20,000	
<b>Total</b>			<b>\$449,488</b>

#### Other Direct Sources

Operations and Maintenance		\$127,966	
Teacherages		\$0	
Minor Capital		\$7,300	
Band Benefits		\$14,105	
Transportation		\$21,522	
<b>Total</b>			<b>\$170,894</b>

#### Indirect Sources

School Evaluation		\$2,000	
FNESC Support		\$4,056	
Co-op Program		\$47,520	
Gathering Strength:			
— Stay in School		\$5,269	
— Capacity Building		\$15,494	
— Integrating Services		\$5,269	
Special Education		\$39,226	
<b>Total</b>			<b>\$118,834</b>

#### Total Operating: Federal

**\$739,216**

#### Total Operating / Student FTE

**\$10,126**

Major Capital (not included above)      \$196,942

**School No.** 6932 **GitGingolx Wilp Wiloxskw Adult**  
**Band No.:** 671 **KINCOLITH (CFA)**  
**FNSA Region:** 2 **Halda/Tsimshian/Haisla/Nisga'a**

**Student FTE (K5 - 12, SS):** 19.500  
 K4 (not costed) 0.000  
 Total FTE: 19.500  
 Total number of students: 22 School Type: Secondary  
 Total Includes Adults: 22 Age Category: Adult

Located in School District 92 Nisga'a  
 Block Rate for District: \$12,104  
 District Enrolment: 497

### Federal Funding Allocation:

#### Band School Funding Formula (BSFF)

Unit Funding @ \$5,116		\$99,762
Geographic Adjustment	30.0%	\$29,929
Small School Adjustment	5.0%	\$4,988
Administration		\$20,000

**Total** **\$154,679**

#### Other Direct Sources

Operations and Maintenance		\$0
Teacherages		\$0
Minor Capital		\$1,950
Band Benefits		\$0
Transportation		\$0

**Total** **\$1,950**

#### Indirect Sources

School Evaluation		\$1,000
FNESC Support		\$1,083
Co-op Program		\$0
Gathering Strength:		
— Stay in School		\$2,533
— Capacity Building		\$7,875
— Integrating Services		\$2,533
Special Education		\$21,692

**Total** **\$36,715**

**Total Operating: Federal** **\$193,344**

**Total Operating / Student FTE** **\$9,915**

Major Capital (not included above) \$52,608

**School No.** 7114  
**Band No.:** 723  
**FNSA Region:** 7

**Rosie Seymour Elementary**  
**CANOE CREEK (CFA)**  
**Secwepemc/Stl'atl'imc/Nlaka'pamux**

<b>Student FTE (K5 - 12, SS):</b>	<b>20.000</b>	
K4 (not costed)	0.000	
<b>Total FTE:</b>	<b>20.000</b>	
Total number of students:	20	School Type: Elementary
Total Includes Adults:	0	Age Category: School Aged
<b>Located in School District</b>	<b>74</b>	<b>Gold Trail</b>
<b>Block Rate for District:</b>	<b>\$8,602</b>	
<b>District Enrolment:</b>	<b>2,606</b>	

**Federal Funding Allocation:**

<b>Band School Funding Formula (BSFF)</b>			
Unit Funding @ \$5,116		\$102,320	
Geographic Adjustment	11.0%	\$11,255	
Small School Adjustment	5.0%	\$5,116	
Administration		\$20,000	
<b>Total</b>			<b>\$138,691</b>
<b>Other Direct Sources</b>			
Operations and Maintenance		\$0	
Teacherages		\$0	
Minor Capital		\$2,000	
Band Benefits		\$4,459	
Transportation		\$19,000	
<b>Total</b>			<b>\$25,459</b>
<b>Indirect Sources</b>			
School Evaluation		\$1,000	
FNESC Support		\$1,111	
Co-op Program		\$0	
Gathering Strength:			
— Stay in School		\$2,533	
— Capacity Building		\$7,875	
— Integrating Services		\$2,533	
Special Education		\$21,692	
<b>Total</b>			<b>\$36,743</b>
<b>Total Operating: Federal</b>			<b>\$200,893</b>
<b>Total Operating / Student FTE</b>		<b>\$10,045</b>	
Major Capital (not included above)		\$53,957	

<b>School No.</b>	<b>7117</b>	<b>Penticton Indian Band Education Centre</b>
<b>Band No.:</b>	<b>597</b>	<b>PENTICTON (CFA)</b>
<b>FNSA Region:</b>	<b>4</b>	<b>Kootenay/Okanagan</b>

<b>Student FTE (K5 - 12, SS):</b>	<b>32.000</b>	
K4 (not costed)	0.000	
Total FTE:	32.000	
Total number of students:	34	School Type: Secondary
Total Includes Adults:	25	Age Category: Mixed Ages
<b>Located in School District</b>	<b>67</b>	<b>Okanagan-Skaha</b>
<b>Block Rate for District:</b>	<b>\$6,426</b>	
<b>District Enrolment:</b>	<b>7,435</b>	

### Federal Funding Allocation:

#### Band School Funding Formula (BSFF)

Unit Funding @ \$5,116		\$163,712	
Geographic Adjustment	4.0%	\$6,548	
Small School Adjustment	5.0%	\$8,186	
Administration		\$10,407	
<b>Total</b>			<b>\$188,853</b>

#### Other Direct Sources

Operations and Maintenance		\$26,390	
Teacherages		\$0	
Minor Capital		\$3,200	
Band Benefits		\$9,858	
Transportation		\$17,021	
<b>Total</b>			<b>\$56,469</b>

#### Indirect Sources

School Evaluation		\$1,000	
FNESC Support		\$1,778	
Co-op Program		\$70,000	
Gathering Strength:			
— Stay in School		\$3,152	
— Capacity Building		\$9,600	
— Integrating Services		\$3,152	
Special Education		\$25,662	
<b>Total</b>			<b>\$114,344</b>

<b>Total Operating: Federal</b>			<b>\$359,666</b>
---------------------------------	--	--	------------------

<b>Total Operating / Student FTE</b>	<b>\$11,240</b>
--------------------------------------	-----------------

Major Capital (not included above)	\$86,331
------------------------------------	----------



**School No.** 7120  
**Band No.:** 684  
**FNSA Region:** 7

**Switzemalph Adult Learning Centre**  
**ADAMS LAKE (CFA)**  
**Secwepemc/Stl'atl'imc/Nlaka'pamux**

<b>Student FTE (K5 - 12, SS):</b>	<b>34.875</b>	
K4 (not costed)	0.000	
Total FTE:	34.875	
Total number of students:	39	School Type: Secondary
Total Includes Adults:	39	Age Category: Adult
<b>Located in School District:</b>	83	N. Okanagan-Shuswap
<b>Block Rate for District:</b>	\$6,876	
<b>District Enrolment:</b>	8,175	

### Federal Funding Allocation:

#### Band School Funding Formula (BSFF)

Unit Funding @ \$5,116		\$178,421	
Geographic Adjustment	11.0%	\$19,626	
Small School Adjustment	5.0%	\$8,921	
Administration		\$10,054	
<b>Total</b>			<b>\$217,022</b>

#### Other Direct Sources

Operations and Maintenance		\$34,784	
Teacherages		\$0	
Minor Capital		\$3,488	
Band Benefits		\$14,073	
Transportation		\$12,917	
<b>Total</b>			<b>\$65,262</b>

#### Indirect Sources

School Evaluation		\$1,000	
FNESC Support		\$1,938	
Co-op Program		\$0	
Gathering Strength:			
— Stay in School		\$3,307	
— Capacity Building		\$10,032	
— Integrating Services		\$3,307	
Special Education		\$26,654	
<b>Total</b>			<b>\$46,237</b>

**Total Operating: Federal** **\$328,522**

**Total Operating / Student FTE** **\$9,420**

Major Capital (not included above) \$94,087

<b>School No.</b>	<b>7136</b>	<b>Takla Lake Adult Centre</b>
<b>Band No.:</b>	<b>608</b>	<b>TAKLA LAKE (CFA)</b>
<b>FNSA Region:</b>	<b>8</b>	<b>Tsilqot'in/Carrier/Sekani</b>
<b>Student FTE (K5 - 12, SS):</b>	<b>22.125</b>	
K4 (not costed)	0.000	
Total FTE:	22.125	
Total number of students:	25	School Type: Secondary
Total Includes Adults:	25	Age Category: Adult
<b>Located in School District</b>	<b>91</b>	<b>Nechako Lakes</b>
<b>Block Rate for District:</b>	<b>\$7,527</b>	
<b>District Enrolment:</b>	<b>5,106</b>	

### Federal Funding Allocation:

#### Band School Funding Formula (BSFF)

Unit Funding @ \$5,116		\$113,192
Geographic Adjustment	30.0%	\$33,957
Small School Adjustment	5.0%	\$5,660
Administration		\$7,329

<b>Total</b>		<b>\$160,138</b>
--------------	--	------------------

#### Other Direct Sources

Operations and Maintenance		\$66,881
Teacherages		\$10,678
Minor Capital		\$2,213
Band Benefits		\$3,048
Transportation		\$9,418

<b>Total</b>		<b>\$92,238</b>
--------------	--	-----------------

#### Indirect Sources

School Evaluation		\$1,000
FNESC Support		\$1,229
Co-op Program		\$0
Gathering Strength:		
— Stay in School		\$2,687
— Capacity Building		\$8,306
— Integrating Services		\$2,687
Special Education		\$22,684

<b>Total</b>		<b>\$38,595</b>
--------------	--	-----------------

<b>Total Operating: Federal</b>		<b>\$290,971</b>
---------------------------------	--	------------------

<b>Total Operating / Student FTE</b>		<b>\$13,151</b>
--------------------------------------	--	-----------------

Major Capital (not included above)	\$59,690
------------------------------------	----------

**School No.** 7326  
**Band No.:** 607  
**FNSA Region:** 8

**Ted Williams Memorial Learning Centre**  
**LAKE BABINE (CFNFA)**  
**Tsilqot'In/Carrier/Sekanl**

<b>Student FTE (K5 - 12, SS):</b>	<b>34.250</b>	
K4 (not costed)	0.000	
<b>Total FTE:</b>	<b>34.250</b>	
Total number of students:	35	School Type: Secondary
Total Includes Adults:	29	Age Category: Adult
<b>Located in School District:</b>	91	Nechako Lakes
<b>Block Rate for District:</b>	\$7,527	
<b>District Enrolment:</b>	5,106	

**Federal Funding Allocation:**

<b>Band School Funding Formula (BSFF)</b>			
Unit Funding @ \$5,116		\$175,223	
Geographic Adjustment	11.0%	\$19,275	
Small School Adjustment	5.0%	\$8,761	
Administration		\$8,328	
<b>Total</b>			<b>\$211,587</b>
<b>Other Direct Sources</b>			
Operations and Maintenance		\$28,938	
Teacherages		\$0	
Minor Capital		\$3,425	
Band Benefits		\$0	
Transportation		\$8,651	
<b>Total</b>			<b>\$41,014</b>
<b>Indirect Sources</b>			
School Evaluation		\$1,000	
FNESC Support		\$1,903	
Co-op Program		\$0	
Gathering Strength:			
— Stay in School		\$3,307	
— Capacity Building		\$10,032	
— Integrating Services		\$3,307	
Special Education		\$26,654	
<b>Total</b>			<b>\$46,203</b>
<b>Total Operating: Federal</b>			<b>\$298,804</b>
<b>Total Operating / Student FTE</b>		<b>\$8,724</b>	
Major Capital (not included above)		\$92,401	

<b>School No.</b>	<b>7331</b>	<b>Waglisla Integrated Studies</b>
<b>Band No.:</b>	<b>538</b>	<b>HEILTSUK (CFNFA)</b>
<b>FNSA Region:</b>	<b>5</b>	<b>Kwaiuti/Heiltsuk/Nuxalk/Oweekeno</b>

<b>Student FTE (K5 - 12, SS):</b>	<b>28.875</b>	
K4 (not costed)	0.000	
Total FTE:	28.875	
Total number of students:	36	School Type: Secondary
Total Includes Adults:	32	Age Category: Adult

<b>Located in School District</b>	<b>49</b>	<b>Central Coast</b>
<b>Block Rate for District:</b>	<b>\$13,109</b>	
<b>District Enrolment:</b>	<b>366</b>	

### Federal Funding Allocation:

#### Band School Funding Formula (BSFF)

Unit Funding @ \$5,116		\$147,725	
Geographic Adjustment	67.5%	\$99,714	
Small School Adjustment	0.0%	\$0	
Administration		\$1,916	
<b>Total</b>			<b>\$249,355</b>

#### Other Direct Sources

Operations and Maintenance		\$43,562	
Teacherages		\$0	
Minor Capital		\$2,888	
Band Benefits		\$0	
Transportation		\$0	
<b>Total</b>			<b>\$46,450</b>

#### Indirect Sources

School Evaluation		\$1,000	
FNESC Support		\$1,604	
Co-op Program		\$0	
Gathering Strength:			
— Stay in School		\$2,997	
— Capacity Building		\$9,169	
— Integrating Services		\$2,997	
Special Education		\$24,669	
<b>Total</b>			<b>\$42,437</b>

<b>Total Operating: Federal</b>			<b>\$338,241</b>
---------------------------------	--	--	------------------

<b>Total Operating / Student FTE</b>	<b>\$11,714</b>
--------------------------------------	-----------------

Major Capital (not included above)	\$77,900
------------------------------------	----------

<b>School No.</b>	<b>7600</b>	<b>Secwepem̓ Cultural Education Society</b>
<b>Band No.:</b>	<b>691</b>	<b>NORTH THOMPSON (CFA)</b>
<b>FNSA Region:</b>	<b>7</b>	<b>Secwepem̓/Stl'at'limc/Nlaka'pamux</b>

<b>Student FTE (K5 - 12, SS):</b>	<b>16.750</b>	
K4 (not costed)	0.000	
<b>Total FTE:</b>	<b>16.750</b>	
Total number of students:	24	School Type: Secondary
Total Includes Adults:	24	Age Category: Adult
<b>Located In School District</b>	<b>73</b>	Kamloops/Thompson
<b>Block Rate for District:</b>	<b>\$6,743</b>	
<b>District Enrolment:</b>	<b>16,467</b>	

**Federal Funding Allocation:**

<b>Band School Funding Formula (BSFF)</b>		
Unit Funding @ \$5,116		\$85,693
Geographic Adjustment	11.0%	\$9,426
Small School Adjustment	5.0%	\$4,285
Administration		\$6,802
<b>Total</b>		<b>\$106,206</b>
<b>Other Direct Sources</b>		
Operations and Maintenance		\$24,753
Teacherages		\$0
Minor Capital		\$1,675
Band Benefits		\$5,710
Transportation		\$6,758
<b>Total</b>		<b>\$38,896</b>
<b>Indirect Sources</b>		
School Evaluation		\$1,000
FNESC Support		\$931
Co-op Program		\$0
Gathering Strength:		
— Stay in School		\$2,378
— Capacity Building		\$7,444
— Integrating Services		\$2,378
Special Education		\$20,699
<b>Total</b>		<b>\$34,829</b>
<b>Total Operating: Federal</b>		<b>\$179,931</b>
<b>Total Operating / Student FTE</b>		<b>\$10,742</b>
Major Capital (not included above)		\$45,189

<b>School No.</b>	<b>7636</b>	<b>Lip'Alhye School</b>
<b>Band No.:</b>	<b>539</b>	<b>NUXALK NATION (CFA)</b>
<b>FNSA Region:</b>	<b>5</b>	<b>Kwalutl/Heiltsuk/Nuxalk/Oweekeno</b>
<b>Student FTE (K5 - 12, SS):</b>	<b>42.000</b>	
K4 (not costed)	0.000	
<b>Total FTE:</b>	<b>42.000</b>	
Total number of students:	42	School Type: Secondary
Total Includes Adults:	41	Age Category: Adult
<b>Located in School District</b>	<b>49</b>	Central Coast
<b>Block Rate for District:</b>	<b>\$13,109</b>	
<b>District Enrolment:</b>	<b>366</b>	

### Federal Funding Allocation:

#### Band School Funding Formula (BSFF)

Unit Funding @ \$5,116		\$214,872	
Geographic Adjustment	26.0%	\$55,867	
Small School Adjustment	2.5%	\$5,372	
Administration		\$5,185	
<b>Total</b>			<b>\$281,296</b>

#### Other Direct Sources

Operations and Maintenance		\$57,548	
Teacherages		\$5,836	
Minor Capital		\$4,200	
Band Benefits		\$28,093	
Transportation		\$19,187	
<b>Total</b>			<b>\$114,864</b>

#### Indirect Sources

School Evaluation		\$1,000	
FNESC Support		\$2,333	
Co-op Program		\$0	
Gathering Strength:			
— Stay in School		\$3,668	
— Capacity Building		\$11,038	
— Integrating Services		\$3,668	
Special Education		\$28,970	
<b>Total</b>			<b>\$50,678</b>

**Total Operating: Federal** **\$446,838**

**Total Operating / Student FTE** **\$10,639**

Major Capital (not included above) \$113,309



<b>School No.</b>	<b>8101</b>	<b>Kwadacha Dune Ty Centre</b>
<b>Band No.:</b>	<b>610</b>	<b>KWADACHA (CFA)</b>
<b>FNSA Region:</b>	<b>3</b>	<b>Kaska/Dene/Tahltan/Tagish/Inland Tlingit</b>

<b>Student FTE (K5 - 12, SS):</b>	<b>25.000</b>	
K4 (not costed)	0.000	
<b>Total FTE:</b>	<b>25.000</b>	
<b>Total number of students:</b>	<b>43</b>	School Type: Elem./Sec.
<b>Total Includes Adults:</b>	<b>43</b>	Age Category: Adult
<b>Located In School District</b>	<b>87</b>	Stikine
<b>Block Rate for District:</b>	<b>\$16,416</b>	
<b>District Enrolment:</b>	<b>328</b>	

### Federal Funding Allocation:

<b>Band School Funding Formula (BSFF)</b>		
Unit Funding @ \$5,116		\$127,900
Geographic Adjustment	67.5%	\$86,333
Small School Adjustment	2.5%	\$3,198
Administration		\$5,000
<b>Total</b>		<b>\$222,430</b>
<b>Other Direct Sources</b>		
Operations and Maintenance		\$26,431
Teacherages		\$16,583
Minor Capital		\$2,500
Band Benefits		\$0
Transportation		\$13,673
<b>Total</b>		<b>\$59,187</b>
<b>Indirect Sources</b>		
School Evaluation		\$1,000
FNESC Support		\$1,389
Co-op Program		\$0
Gathering Strength:		
— Stay in School		\$2,791
— Capacity Building		\$8,594
— Integrating Services		\$2,791
Special Education		\$23,346
<b>Total</b>		<b>\$39,910</b>
<b>Total Operating: Federal</b>		<b>\$321,527</b>
<b>Total Operating / Student FTE</b>		<b>\$12,861</b>
Major Capital (not included above)		\$67,446

<b>School No.</b>	<b>8121</b>	<b>A'Q'Amnik Elementary</b>
<b>Band No.:</b>	<b>602</b>	<b>St. Mary's (CFA)</b>
<b>FNSA Region:</b>	<b>4</b>	<b>Kootenay/Okanagan</b>
<b>Student FTE (K5 - 12, SS):</b>	<b>27.063</b>	
K4 (not costed)	0.000	
<b>Total FTE:</b>	<b>27.063</b>	Independent School
Total number of students:	28	School Type: Elementary
Total Includes Adults:	0	Age Category: School Aged
<b>Located in School District</b>	<b>5</b>	Southeast Kootenay
<b>Block Rate for District:</b>	<b>\$7,018</b>	
<b>District Enrolment:</b>	<b>6,552</b>	

**Federal Funding Allocation:**

<b>Band School Funding Formula (BSFF)</b>			
Unit Funding @ \$5,116		\$138,454	
Geographic Adjustment	4.0%	\$5,538	
Small School Adjustment	5.0%	\$6,923	
Administration		\$20,000	
<b>Total</b>			<b>\$170,915</b>
<b>Other Direct Sources</b>			
Operations and Maintenance		\$39,654	
Teacherages		\$0	
Minor Capital		\$2,706	
Band Benefits		\$10,629	
Transportation		\$4,590	
<b>Total</b>			<b>\$57,579</b>
<b>Indirect Sources</b>			
School Evaluation		\$1,000	
FNESC Support		\$1,504	
Co-op Program		\$0	
Gathering Strength:			
— Stay in School		\$2,847	
— Capacity Building		\$8,736	
— Integrating Services		\$2,847	
Special Education		\$23,614	
<b>Total</b>			<b>\$40,547</b>
<b>Total Operating: Federal</b>			<b>\$269,040</b>
<b>Total Operating / Student FTE</b>		<b>\$9,941</b>	
Major Capital (not included above)		\$73,012	

<b>School No.</b>	<b>8141</b>	<b>K'ay Skak Higher Learning Centre</b>
<b>Band No.:</b>	<b>607</b>	<b>LAKE BABINE (CFNFA)</b>
<b>FNSA Region:</b>	<b>8</b>	<b>Tsilqot'In/Carrier/Sekanl</b>

<b>Student FTE (K5 - 12, SS):</b>	<b>21.000</b>	
K4 (not costed)	0.000	
<b>Total FTE:</b>	<b>21.000</b>	
Total number of students:	21	School Type: Secondary
Total Includes Adults:	0	Age Category: School Aged
<b>Located in School District</b>	<b>91</b>	<b>Nechako Lakes</b>
<b>Block Rate for District:</b>	<b>\$7,527</b>	
<b>District Enrolment:</b>	<b>5,106</b>	

### Federal Funding Allocation:

#### Band School Funding Formula (BSFF)

Unit Funding @ \$5,116		\$107,436
Geographic Adjustment	11.0%	\$11,818
Small School Adjustment	5.0%	\$5,372
Administration		\$5,106
<b>Total</b>		<b>\$129,732</b>

#### Other Direct Sources

Operations and Maintenance		\$17,743
Teacherages		\$0
Minor Capital		\$2,100
Band Benefits		\$0
Transportation		\$5,305
<b>Total</b>		<b>\$25,147</b>

#### Indirect Sources

School Evaluation		\$1,000
FNESC Support		\$1,167
Co-op Program		\$37,635
Gathering Strength:		
— Stay in School		\$2,584
— Capacity Building		\$8,019
— Integrating Services		\$2,584
Special Education		\$22,023
<b>Total</b>		<b>\$75,012</b>

<b>Total Operating: Federal</b>		<b>\$229,891</b>
---------------------------------	--	------------------

<b>Total Operating / Student FTE</b>	<b>\$10,947</b>
--------------------------------------	-----------------

Major Capital (not included above)	\$56,655
------------------------------------	----------

**School No.** 8144 **Na Aksa Gila Kyew Learning Centre**  
**Band No.:** 681 **Kitsumkalum (CFA)**  
**FNSA Region:** 2 **Haida/Tsimshian/Haisla/Nisga'a**

**Student FTE (K5 - 12, SS):** 15.750  
 K4 (not costed) 0.000  
 Total FTE: 15.750  
 Total number of students: 18  
 Total Includes Adults: 9

School Type: Elem./Sec.  
 Age Category: Mixed Ages

Located in School District: 82 Coast Mountains  
 Block Rate for District: \$7,507  
 District Enrolment: 6,896

### Federal Funding Allocation:

#### Band School Funding Formula (BSFF)

Unit Funding @ \$5,116		\$80,577	
Geographic Adjustment	6.0%	\$4,835	
Small School Adjustment	5.0%	\$4,029	
Administration		\$20,000	
<b>Total</b>			<b>\$109,440</b>

#### Other Direct Sources

Operations and Maintenance		\$0	
Teacherages		\$0	
Minor Capital		\$1,575	
Band Benefits		\$0	
Transportation		\$0	
<b>Total</b>			<b>\$1,575</b>

#### Indirect Sources

School Evaluation		\$1,000	
FNESC Support		\$875	
Co-op Program		\$0	
Gathering Strength:			
— Stay in School		\$2,326	
— Capacity Building		\$7,300	
— Integrating Services		\$2,326	
Special Education		\$20,368	
<b>Total</b>			<b>\$34,196</b>

**Total Operating: Federal** **\$145,211**

**Total Operating / Student FTE** **\$9,220**

Major Capital (not included above) \$42,491

<b>School No.</b>	<b>8162</b>	<b>Tlesqox Elementary</b>
<b>Band No.:</b>	<b>718</b>	<b>Toosey (CFA)</b>
<b>FNSA Region:</b>	<b>8</b>	<b>Tsilqot'in/Carrler/Sekani</b>
<b>Student FTE (K5 - 12, SS):</b>	<b>9.500</b>	
K4 (not costed)	0.000	
Total FTE:	9.500	
Total number of students:	10	School Type: Elementary
Total Includes Adults:	0	Age Category: School Aged
<b>Located In School District</b>	<b>27</b>	<b>Cariboo-Chilcotin</b>
<b>Block Rate for District:</b>	<b>\$7,346</b>	
<b>District Enrolment:</b>	<b>7,182</b>	

### Federal Funding Allocation:

<b>Band School Funding Formula (BSFF)</b>		
Unit Funding @ \$5,116		\$48,602
Geographic Adjustment	11.0%	\$5,346
Small School Adjustment	5.0%	\$2,430
Administration		\$0
<b>Total</b>		<b>\$56,378</b>
<b>Other Direct Sources</b>		
Operations and Maintenance		\$10,561
Teacherages		\$0
Minor Capital		\$950
Band Benefits		\$0
Transportation		\$20,750
<b>Total</b>		<b>\$32,261</b>
<b>Indirect Sources</b>		
School Evaluation		\$1,000
FNESC Support		\$528
Co-op Program		\$0
Gathering Strength:		
— Stay in School		\$2,016
— Capacity Building		\$6,438
— Integrating Services		\$2,016
Special Education		\$18,383
<b>Total</b>		<b>\$30,381</b>
<b>Total Operating: Federal</b>		<b>\$119,021</b>
<b>Total Operating / Student FTE</b>		<b>\$12,528</b>
Major Capital (not included above)	\$25,629	

**School No.** 8778 **Chalo School**  
**Band No.:** 543 **FORT NELSON (CFA)**  
**FNSA Region:** 3 **Kaska/Dene/Tahitan/Taglsh/Inland Tlingit**

**Student FTE (K5 - 12, SS):** 87.500  
 K4 (not costed) 6.000  
 Total FTE: 93.500  
 Total number of students: 108  
 Total Includes Adults: 0

School Type: Elem./Sec.  
 Age Category: School Aged

Located in School District 81 Fort Nelson  
 Block Rate for District: \$7,773  
 District Enrolment: 1,205

**Federal Funding Allocation:**

<b>Band School Funding Formula (BSFF)</b>			
Unit Funding @ \$5,116		\$447,650	
Geographic Adjustment	10.0%	\$44,765	
Small School Adjustment	2.5%	\$11,191	
Administration		\$18,717	
<b>Total</b>			<b>\$522,323</b>
<b>Other Direct Sources</b>			
Operations and Maintenance		\$111,969	
Teacherages		\$0	
Minor Capital		\$8,750	
Band Benefits		\$0	
Transportation		\$37,190	
<b>Total</b>			<b>\$157,909</b>
<b>Indirect Sources</b>			
School Evaluation		\$4,000	
FNESC Support		\$4,861	
Co-op Program		\$0	
Gathering Strength:			
— Stay in School		\$5,946	
— Capacity Building		\$17,325	
— Integrating Services		\$5,946	
Special Education		\$43,211	
<b>Total</b>			<b>\$81,288</b>
<b>Total Operating: Federal</b>			<b>\$761,520</b>
<b>Total Operating / Student FTE</b>		<b>\$8,703</b>	
Major Capital (not included above)		\$236,061	



<b>School No.</b>	<b>8801</b>	<b>Fort Babine Elementary</b>
<b>Band No.:</b>	<b>607</b>	<b>LAKE BABINE (CFNFA)</b>
<b>FNSA Region:</b>	<b>8</b>	<b>Tsìiqot'in/Carrier/Sekani</b>

<b>Student FTE (K5 - 12, SS):</b>	<b>12.000</b>	
K4 (not costed)	0.000	
Total FTE:	12.000	
Total number of students:	12	School Type: Elementary
Total Includes Adults:	0	Age Category: School Aged

<b>Located In School District</b>	<b>91</b>	<b>Nechako Lakes</b>
<b>Block Rate for District:</b>	<b>\$7,527</b>	
<b>District Enrolment:</b>	<b>5,106</b>	

### Federal Funding Allocation:

#### Band School Funding Formula (BSFF)

Unit Funding @ \$5,116		\$61,392	
Geographic Adjustment	11.0%	\$6,753	
Small School Adjustment	5.0%	\$3,070	
Administration		\$2,918	
<b>Total</b>			<b>\$74,133</b>

#### Other Direct Sources

Operations and Maintenance		\$10,139	
Teacherages		\$0	
Minor Capital		\$1,200	
Band Benefits		\$0	
Transportation		\$3,031	
<b>Total</b>			<b>\$14,370</b>

#### Indirect Sources

School Evaluation		\$1,000	
FNESC Support		\$667	
Co-op Program		\$0	
Gathering Strength:			
— Stay in School		\$2,120	
— Capacity Building		\$6,725	
— Integrating Services		\$2,120	
Special Education		\$19,045	
<b>Total</b>			<b>\$31,676</b>

<b>Total Operating: Federal</b>			<b>\$120,179</b>
---------------------------------	--	--	------------------

<b>Total Operating / Student FTE</b>	<b>\$10,015</b>
--------------------------------------	-----------------

Major Capital (not included above)	\$32,374
------------------------------------	----------

<b>School No.</b>	<b>8860</b>	<b>Neqweyqwelsten School</b>
<b>Band No.:</b>	<b>691</b>	<b>NORTH THOMPSON (CFA)</b>
<b>FNSA Region:</b>	<b>7</b>	<b>Secwpe mic/Stl'at'l'mc/Nlaka'pamux</b>

<b>Student FTE (K5 - 12, SS):</b>	<b>31.000</b>	
K4 (not costed)	1.500	
<b>Total FTE:</b>	<b>32.500</b>	
Total number of students:	34	School Type: Elementary
Total Includes Adults:	0	Age Category: School Aged
<b>Located in School District</b>	<b>73</b>	Kamloops/Thompson
<b>Block Rate for District:</b>	<b>\$6,743</b>	
<b>District Enrolment:</b>	<b>16,467</b>	

### Federal Funding Allocation:

<b>Band School Funding Formula (BSFF)</b>		
Unit Funding @ \$5,116		\$158,596
Geographic Adjustment	11.0%	\$17,446
Small School Adjustment	5.0%	\$7,930
Administration		\$12,589
<b>Total</b>		<b>\$196,560</b>
<b>Other Direct Sources</b>		
Operations and Maintenance		\$45,812
Teacherages		\$0
Minor Capital		\$3,100
Band Benefits		\$10,568
Transportation		\$12,507
<b>Total</b>		<b>\$71,987</b>
<b>Indirect Sources</b>		
School Evaluation		\$1,000
FNESC Support		\$1,722
Co-op Program		\$0
Gathering Strength:		
— Stay in School		\$3,056
— Capacity Building		\$9,294
— Integrating Services		\$3,056
Special Education		\$24,793
<b>Total</b>		<b>\$42,921</b>
<b>Total Operating: Federal</b>		<b>\$311,469</b>
<b>Total Operating / Student FTE</b>		<b>\$10,047</b>
Major Capital (not included above)		\$83,633

<b>School No.</b>	<b>9045</b>	<b>Head of the Lake School</b>
<b>Band No.:</b>	<b>562</b>	<b>SKATIN (CFA)</b>
<b>FNSA Region:</b>	<b>7</b>	<b>Secwpmic/Stl'atl'imc/Nlaka'pamux</b>

<b>Student FTE (K5 - 12, SS):</b>	<b>42.000</b>	
K4 (not costed)	0.000	
Total FTE:	42.000	
Total number of students:	42	School Type: Elem./Sec.
Total Includes Adults:	0	Age Category: School Aged
<b>Located in School District:</b>	<b>78</b>	<b>Fraser-Cascade</b>
<b>Block Rate for District:</b>	<b>\$7,407</b>	
<b>District Enrolment:</b>	<b>2,302</b>	

### Federal Funding Allocation:

#### Band School Funding Formula (BSFF)

Unit Funding @ \$5,116		\$214,872
Geographic Adjustment	22.5%	\$48,346
Small School Adjustment	5.0%	\$10,744
Administration		\$20,000

<b>Total</b>		<b>\$293,962</b>
--------------	--	------------------

#### Other Direct Sources

Operations and Maintenance		\$35,776
Teacherages		\$0
Minor Capital		\$4,200
Band Benefits		\$0
Transportation		\$22,233

<b>Total</b>		<b>\$62,209</b>
--------------	--	-----------------

#### Indirect Sources

School Evaluation		\$1,000
FNESC Support		\$2,333
Co-op Program		\$0
Gathering Strength:		
— Stay in School		\$3,668
— Capacity Building		\$11,038
— Integrating Services		\$3,668
Special Education		\$28,970

<b>Total</b>		<b>\$50,678</b>
--------------	--	-----------------

<b>Total Operating: Federal</b>		<b>\$406,849</b>
---------------------------------	--	------------------

<b>Total Operating / Student FTE</b>		<b>\$9,687</b>
--------------------------------------	--	----------------

Major Capital (not included above)	\$113,309
------------------------------------	-----------

**School No.** 9067 **Coldwater Resource Tech**  
**Band No.:** 693 **COLDWATER (CFA)**  
**FNSA Region:** 7 **Secwpmic/Stt'at'imc/Nlaka'pamux**

**Student FTE (K5 - 12, SS):** 15.000  
 K4 (not costed) 0.000  
**Total FTE:** 15.000  
 Total number of students: 15 **School Type: Secondary**  
 Total Includes Adults: 0 **Age Category: School Aged**

**Located in School District:** 58 **Nicola-Similkameen**  
**Block Rate for District:** \$7,109  
**District Enrolment:** 2,934

**Federal Funding Allocation:**

<b>Band School Funding Formula (BSFF)</b>			
Unit Funding @ \$5,116		\$76,740	
Geographic Adjustment	6.0%	\$4,604	
Small School Adjustment	5.0%	\$3,837	
Administration		\$6,186	
<b>Total</b>			<b>\$91,367</b>
<b>Other Direct Sources</b>			
Operations and Maintenance		\$31,969	
Teacherages		\$0	
Minor Capital		\$1,500	
Band Benefits		\$0	
Transportation		\$12,291	
<b>Total</b>			<b>\$45,759</b>
<b>Indirect Sources</b>			
School Evaluation		\$1,000	
FNESC Support		\$833	
Co-op Program		\$0	
Gathering Strength:			
— Stay in School		\$2,274	
— Capacity Building		\$7,156	
— Integrating Services		\$2,274	
Special Education		\$20,038	
<b>Total</b>			<b>\$33,576</b>
<b>Total Operating: Federal</b>			<b>\$170,702</b>
<b>Total Operating / Student FTE</b>		<b>\$11,380</b>	
Major Capital (not included above)		\$40,468	

**School No.** 9137 **Coldwater School**  
**Band No.:** 693 **COLDWATER (CFA)**  
**FNSA Region:** 7 **Secwpepic/St'at'l'mc/Nlaka'pamux**

**Student FTE (K5 - 12, SS):** 30,500  
 K4 (not costed) 3,000  
 Total FTE: 33,500  
 Total number of students: 39  
 Total Includes Adults: 0  
 School Type: Elementary  
 Age Category: School Aged

**Located in School District:** 58 Nicola-Similkameen  
**Block Rate for District:** \$7,109  
**District Enrolment:** 2,934

**Federal Funding Allocation:**

<b>Band School Funding Formula (BSFF)</b>			
Unit Funding @ \$5,116		\$156,038	
Geographic Adjustment	6.0%	\$9,362	
Small School Adjustment	5.0%	\$7,802	
Administration		\$12,577	
<b>Total</b>			<b>\$185,779</b>
<b>Other Direct Sources</b>			
Operations and Maintenance		\$65,003	
Teacherages		\$0	
Minor Capital		\$3,050	
Band Benefits		\$0	
Transportation		\$24,991	
<b>Total</b>			<b>\$93,044</b>
<b>Indirect Sources</b>			
School Evaluation		\$1,000	
FNESC Support		\$1,694	
Co-op Program		\$0	
Gathering Strength:			
— Stay in School		\$2,964	
— Capacity Building		\$9,002	
— Integrating Services		\$2,964	
Special Education		\$23,966	
<b>Total</b>			<b>\$41,591</b>
<b>Total Operating: Federal</b>			<b>\$320,414</b>
<b>Total Operating / Student FTE</b>		<b>\$10,505</b>	
Major Capital (not included above)		\$82,284	

**School No.** 9142 **Sk'il' Mountain Community School**  
**Band No.:** 595 **SETON LAKE (CFA)**  
**FNSA Region:** 6 **Nu-chah-nuulth/Coast Salish**

**Student FTE (K5 - 12, SS):** 75.250  
 K4 (not costed) 2.000  
**Total FTE:** 77.250  
**Total number of students:** 82 **School Type:** Elem./Sec.  
**Total Includes Adults:** 7 **Age Category:** School Aged

**Located in School District:** 48 **Howe Sound**  
**Block Rate for District:** \$6,818  
**District Enrolment:** 4,453

**Federal Funding Allocation:**

**Band School Funding Formula (BSFF)**

Unit Funding @ \$5,116		\$384,979	
Geographic Adjustment	11.0%	\$42,348	
Small School Adjustment	2.5%	\$9,624	
Administration		\$19,482	
<b>Total</b>			<b>\$456,433</b>

**Other Direct Sources**

Operations and Maintenance		\$208,859	
Teacherages		\$0	
Minor Capital		\$7,525	
Band Benefits		\$19,693	
Transportation		\$116,965	
<b>Total</b>			<b>\$353,042</b>

**Indirect Sources**

School Evaluation		\$3,000	
FNESC Support		\$4,181	
Co-op Program		\$14,500	
Gathering Strength:			
— Stay in School		\$5,283	
— Capacity Building		\$15,513	
— Integrating Services		\$5,283	
Special Education		\$39,177	
<b>Total</b>			<b>\$86,938</b>

**Total Operating: Federal** **\$896,413**

**Total Operating / Student FTE** **\$11,912**

Major Capital (not included above) \$203,013



**School No.** 9278 **Blueberry Band School**  
**Band No.:** 547 **BLUEBERRY (CFA)**  
**FNSA Region:** 3 **Kaska/Dene/Tahltan/Tagish/Inland Tlingit**

**Student FTE (K5 - 12, SS):** 11.000  
 K4 (not costed) 2.500  
**Total FTE:** 13.500  
**Total number of students:** 16 **School Type:** Elementary  
**Total Includes Adults:** 0 **Age Category:** School Aged

**Located in School District:** 60 **Peace River North**  
**Block Rate for District:** \$6,984  
**District Enrolment:** 5,747

**Federal Funding Allocation:**

<b>Band School Funding Formula (BSFF)</b>			
Unit Funding @ \$5,116			\$56,276
Geographic Adjustment	15.0%		\$8,441
Small School Adjustment	5.0%		\$2,814
Administration			\$16,296
<b>Total</b>			<b>\$83,827</b>
<b>Other Direct Sources</b>			
Operations and Maintenance			\$63,384
Teacherages			\$0
Minor Capital			\$1,100
Band Benefits			\$22,103
Transportation			\$7,779
<b>Total</b>			<b>\$94,367</b>
<b>Indirect Sources</b>			
School Evaluation			\$1,000
FNESC Support			\$611
Co-op Program			\$0
Gathering Strength:			
— Stay in School			\$1,811
— Capacity Building			\$5,714
— Integrating Services			\$1,811
Special Education			\$16,057
<b>Total</b>			<b>\$27,005</b>
<b>Total Operating: Federal</b>			<b>\$205,199</b>
<b>Total Operating / Student FTE</b>			<b>\$18,654</b>
Major Capital (not included above)			\$29,676

**School No.** 9280  
**Band No.:** 722  
**FNSA Region:** 8

**Nagwuntl'oo School**  
**ULKATCHO (CFA)**  
**Tsilqot'In/Carrier/Sekani**

<b>Student FTE (K5 - 12, SS):</b>	<b>13.000</b>	
K4 (not costed)	4.500	
Total FTE:	17.500	
Total number of students:	22	School Type: Elementary
Total Includes Adults:	0	Age Category: School Aged
<b>Located in School District</b>	<b>27</b>	<b>Cariboo-Chilcotin</b>
<b>Block Rate for District:</b>	<b>\$7,346</b>	
<b>District Enrolment:</b>	<b>7,182</b>	

### Federal Funding Allocation:

#### Band School Funding Formula (BSFF)

Unit Funding @ \$5,116		\$66,508
Geographic Adjustment	26.0%	\$17,292
Small School Adjustment	5.0%	\$3,325
Administration		\$14,857

**Total** **\$101,983**

#### Other Direct Sources

Operations and Maintenance		\$63,795
Teacherages		\$0
Minor Capital		\$1,300
Band Benefits		\$16,292
Transportation		\$16,438

**Total** **\$97,825**

#### Indirect Sources

School Evaluation		\$1,000
FNESC Support		\$722
Co-op Program		\$0
Gathering Strength:		
— Stay in School		\$1,805
— Capacity Building		\$5,637
— Integrating Services		\$1,805
Special Education		\$15,622

**Total** **\$26,590**

**Total Operating: Federal** **\$226,399**

**Total Operating / Student FTE** **\$17,415**

Major Capital (not included above) \$35,072

<b>School No.</b>	<b>9294</b>	<b>Stu'ate Lelum Secondary</b>
<b>Band No.:</b>	<b>641</b>	<b>CHEMAINUS (CFA)</b>
<b>FNSA Region:</b>	<b>6</b>	<b>Nu-chah-nuulth/Coast Salish</b>
<b>Student FTE (K5 - 12, SS):</b>	<b>123.000</b>	
K4 (not costed)	0.000	
<b>Total FTE:</b>	<b>123.000</b>	Independent School
Total number of students:	123	School Type: Secondary
Total Includes Adults:	87	Age Category: Mixed Ages
<b>Located in School District</b>	<b>68</b>	<b>Nanaimo-Ladysmith</b>
<b>Block Rate for District:</b>	<b>\$6,291</b>	
<b>District Enrolment:</b>	<b>16,114</b>	

**Federal Funding Allocation:****Band School Funding Formula (BSFF)**

Unit Funding @ \$5,116		\$629,268
Geographic Adjustment	4.0%	\$25,171
Small School Adjustment	0.0%	\$0
Administration		\$20,000

<b>Total</b>		<b>\$674,439</b>
--------------	--	------------------

**Other Direct Sources**

Operations and Maintenance		\$17,623
Teacherages		\$0
Minor Capital		\$12,300
Band Benefits		\$67,365
Transportation		\$59,610

<b>Total</b>		<b>\$156,898</b>
--------------	--	------------------

**Indirect Sources**

School Evaluation		\$4,000
FNESC Support		\$6,833
Co-op Program		\$36,000
Gathering Strength:		
— Stay in School		\$7,850
— Capacity Building		\$22,682
— Integrating Services		\$7,850
Special Education		\$55,768

<b>Total</b>		<b>\$140,985</b>
--------------	--	------------------

<b>Total Operating: Federal</b>		<b>\$972,321</b>
---------------------------------	--	------------------

<b>Total Operating / Student FTE</b>		<b>\$7,905</b>
--------------------------------------	--	----------------

Major Capital (not included above)	\$331,835	
------------------------------------	-----------	--

**School No.** 9338 **Ya Thuy Thut Training Centre**  
**Band No.:** 642 **COWICHAN (CFA)**  
**FNSA Region:** 6 **Nu-chah-nulth/Coast Salish**

**Student FTE (K5 - 12, SS):** 53.000  
 K4 (not costed) 0.000  
**Total FTE:** 53.000  
 Total number of students: 53 **School Type:** Secondary  
 Total Includes Adults: 46 **Age Category:** Adult

**Located in School District:** 79 **Cowichan Valley**  
**Block Rate for District:** \$6,502  
**District Enrolment:** 9,827

**Federal Funding Allocation:**

**Band School Funding Formula (BSFF)**

Unit Funding @ \$5,116		\$271,148	
Geographic Adjustment	4.0%	\$10,846	
Small School Adjustment	0.0%	\$0	
Administration		\$9,021	
<b>Total</b>			<b>\$291,015</b>

**Other Direct Sources**

Operations and Maintenance		\$7,258	
Teacherages		\$0	
Minor Capital		\$5,300	
Band Benefits		\$23,177	
Transportation		\$49,896	
<b>Total</b>			<b>\$85,631</b>

**Indirect Sources**

School Evaluation		\$2,000	
FNESC Support		\$2,944	
Co-op Program		\$0	
Gathering Strength:			
— Stay in School		\$4,236	
— Capacity Building		\$12,619	
— Integrating Services		\$4,236	
Special Education		\$32,609	
<b>Total</b>			<b>\$58,646</b>

**Total Operating: Federal** **\$435,292**

**Total Operating / Student FTE** **\$8,213**

Major Capital (not included above) \$142,986

<b>School No.</b>	<b>9376</b>	<b>Bonaparte School</b>
<b>Band No.:</b>	<b>686</b>	<b>BONAPARTE (CFA)</b>
<b>FNSA Region:</b>	<b>7</b>	<b>Secwpepic/St'at'ilmc/Nlaka'pamux</b>
<b>Student FTE (K5 - 12, SS):</b>	<b>7.000</b>	
K4 (not costed)	0.000	
Total FTE:	7.000	
Total number of students:	7	School Type: Elementary
Total Includes Adults:	0	Age Category: School Aged
<b>Located in School District</b>	<b>74</b>	<b>Gold Trail</b>
<b>Block Rate for District:</b>	<b>\$8,602</b>	
<b>District Enrolment:</b>	<b>2,606</b>	

### Federal Funding Allocation:

<b>Band School Funding Formula (BSFF)</b>			
Unit Funding @ \$5,116		\$35,812	
Geographic Adjustment	11.0%	\$3,939	
Small School Adjustment	5.0%	\$1,791	
Administration		\$0	
<b>Total</b>			<b>\$41,542</b>
<b>Other Direct Sources</b>			
Operations and Maintenance		\$10,240	
Teacherages		\$0	
Minor Capital		\$700	
Band Benefits		\$7,500	
Transportation		\$12,842	
<b>Total</b>			<b>\$31,282</b>
<b>Indirect Sources</b>			
School Evaluation		\$1,000	
FNESC Support		\$389	
Co-op Program		\$0	
Gathering Strength:			
— Stay in School		\$1,861	
— Capacity Building		\$6,006	
— Integrating Services		\$1,861	
Special Education		\$17,391	
<b>Total</b>			<b>\$28,509</b>
<b>Total Operating: Federal</b>			<b>\$101,333</b>
<b>Total Operating / Student FTE</b>		<b>\$14,476</b>	
Major Capital (not included above)		\$18,885	

**School No.** 9837 **Sensiyusten House of Learning**  
**Band No.:** 601 **WESTBANK (CFA)**  
**FNSA Region:** 4 **Kootenay/Okanagan**

**Student FTE (K5 - 12, SS):** 43.000  
 K4 (not costed) 6.500  
**Total FTE:** 49.500  
**Total number of students:** 56  
**Total Includes Adults:** 0  
 Independent School  
 School Type: Elementary  
 Age Category: School Aged

**Located in School District:** 23 Central Okanagan  
**Block Rate for District:** \$5,948  
**District Enrolment:** 21,941

**Federal Funding Allocation:**

<b>Band School Funding Formula (BSFF)</b>			
Unit Funding @ \$5,116		\$219,988	
Geographic Adjustment	6.0%	\$13,199	
Small School Adjustment	2.5%	\$5,500	
Administration		\$17,374	
<b>Total</b>			<b>\$256,061</b>
<b>Other Direct Sources</b>			
Operations and Maintenance		\$38,599	
Teacherages		\$0	
Minor Capital		\$4,300	
Band Benefits		\$25,926	
Transportation		\$21,949	
<b>Total</b>			<b>\$90,774</b>
<b>Indirect Sources</b>			
School Evaluation		\$2,000	
FNESC Support		\$2,389	
Co-op Program		\$0	
Gathering Strength:			
— Stay in School		\$3,546	
— Capacity Building		\$10,588	
— Integrating Services		\$3,546	
Special Education		\$27,465	
<b>Total</b>			<b>\$49,533</b>
<b>Total Operating: Federal</b>			<b>\$396,367</b>
<b>Total Operating / Student FTE</b>		<b>\$9,218</b>	
Major Capital (not included above)		\$116,007	

<b>School No.</b>	<b>9914</b>	<b>Sen*Pok*Chin</b>
<b>Band No.:</b>	<b>596</b>	<b>OSOYOOS (CFA)</b>
<b>FNSA Region:</b>	<b>4</b>	<b>Kootenay/Okanagan</b>
<b>Student FTE (K5 - 12, SS):</b>	<b>32.000</b>	
K4 (not costed)	2.000	
<b>Total FTE:</b>	<b>34.000</b>	Independent School
Total number of students:	36	School Type: Elem./Sec.
Total Includes Adults:	0	Age Category: School Aged
<b>Located in School District</b>	<b>53</b>	Okanagan Similkameen
<b>Block Rate for District:</b>	<b>\$6,925</b>	
<b>District Enrolment:</b>	<b>2,993</b>	

**Federal Funding Allocation:**

<b>Band School Funding Formula (BSFF)</b>			
Unit Funding @ \$5,116		\$163,712	
Geographic Adjustment	4.0%	\$6,548	
Small School Adjustment	5.0%	\$8,186	
Administration		\$18,824	
<b>Total</b>			<b>\$197,270</b>
<b>Other Direct Sources</b>			
Operations and Maintenance		\$53,388	
Teacherages		\$0	
Minor Capital		\$3,200	
Band Benefits		\$11,816	
Transportation		\$7,748	
<b>Total</b>			<b>\$76,152</b>
<b>Indirect Sources</b>			
School Evaluation		\$1,000	
FNESC Support		\$1,778	
Co-op Program		\$19,211	
Gathering Strength:			
— Stay in School		\$3,064	
— Capacity Building		\$9,306	
— Integrating Services		\$3,064	
Special Education		\$24,775	
<b>Total</b>			<b>\$62,198</b>
<b>Total Operating: Federal</b>			<b>\$335,619</b>
<b>Total Operating / Student FTE</b>		<b>\$10,488</b>	
Major Capital (not included above)		\$86,331	



---

**Appendix F**  
**Comparison of Provincial and Federal Funding**  
**for First Nations Schools**

---

**School No.** 1265 **Sxoxomic Community School**  
**Band No.:** 711 **ESKETEMC (CFA)**  
**FNSA Region:** 8 **Tsilqot'in/Carrier/Sekani**

**Student FTE (K5 - 12, SS):** 67.000  
 K4 (not costed) 2.500  
**Total FTE:** 69.500  
**Total number of students:** 72  
**Total Includes Adults:** 3  
 School Type: Elem./Sec.  
 Age Category: School Aged

**Located in School District:** 27 Cariboo-Chilcotin  
**Block Rate for District:** \$7,346  
**District Enrolment:** 7,182

**Provincial and Federal Allocations for Operating Expenses**

<b>Provincial Funding Allocation:</b>		<b>Federal Funding Allocation:</b>	
<b>Base Funding</b>	\$355,636	<b>BSFF Unit Funding</b>	\$342,772
Physical and Environmental	\$28,024	Geographic Adjustment	\$37,705
Small Communities	\$382,000	Small School Adjustment	\$17,139
		Administration	\$19,281
Transportation and Housing	\$39,162	Operations and Maintenance	\$134,229
Special Education	\$15,761	Transportation	\$20,002
ESL	\$0	Special Education	\$36,858
Aboriginal Education	\$63,650	Gathering Strength	\$24,382
Other	\$95,723	Other	\$60,836
<b>Total Operating: Provincial</b>	<b>\$979,957</b>	<b>Total Operating: Federal</b>	<b>\$693,203</b>
<b>Total Operating per FTE</b>	<b>\$14,626</b>	<b>Total Operating per FTE</b>	<b>\$10,346</b>

**Provincial - Federal Funding (Operating):** \$286,754

**Provincial - Federal per Student FTE:** \$4,280

**School No.:** 1266 **Gitanyow Independent School**  
**Band No.:** 537 **GITANYOW (CFNFA)**  
**FNSA Region:** 1 **Gitksan/Wet'suwet'en**

**Student FTE (K5 - 12, SS):** 46.000  
 K4 (not costed) 5.500  
**Total FTE:** 51.500  
 Total number of students: 57  
 Total Includes Adults: 13  
 School Type: Elem./Sec.  
 Age Category: School Aged

Located in School District 82 Coast Mountains  
**Block Rate for District:** \$7,507  
**District Enrolment:** 6,896

**Provincial and Federal Allocations for Operating Expenses**

<b>Provincial Funding Allocation:</b>		<b>Federal Funding Allocation:</b>	
Base Funding	\$244,168	BSFF Unit Funding	\$235,336
Physical and Environmental	\$21,707	Geographic Adjustment	\$35,300
Small Communities	\$194,000	Small School Adjustment	\$11,767
		Administration	\$17,864
Transportation and Housing	\$14,448	Operations and Maintenance	\$80,636
Special Education	\$28,251	Transportation	\$13,562
ESL	\$6,017	Special Education	\$28,831
Aboriginal Education	\$43,700	Gathering Strength	\$18,619
Other	\$33,918	Other	\$50,690
<b>Total Operating: Provincial</b>	<b>\$586,208</b>	<b>Total Operating: Federal</b>	<b>\$492,606</b>
<b>Total Operating per FTE</b>	<b>\$12,744</b>	<b>Total Operating per FTE</b>	<b>\$10,709</b>

**Provincial - Federal Funding (Operating):** \$93,602  
**Provincial - Federal per Student FTE:** \$2,035

**School No.** 1267 **Gitsegukla Elementary**  
**Band No.:** 535 **GITSEGUOLA (CFA)**  
**FNSA Region:** 1 **Gitksan/Wet'suwet'en**

**Student FTE (K5 - 12, SS):** 84.000  
 K4 (not costed) 1.500  
**Total FTE:** 85.500 **Independent School**  
**Total number of students:** 87 **School Type: Elem./Sec.**  
**Total Includes Adults:** 38 **Age Category: Mixed Ages**

**Located in School District:** 82 **Coast Mountains**  
**Block Rate for District:** \$7,507  
**District Enrolment:** 6,896

**Provincial and Federal Allocations for Operating Expenses**

<b>Provincial Funding Allocation:</b>		<b>Federal Funding Allocation:</b>	
<b>Base Funding</b>	\$445,872	<b>BSFF Unit Funding</b>	\$429,744
Physical and Environmental	\$39,638	Geographic Adjustment	\$64,462
Small Communities	\$475,750	Small School Adjustment	\$10,744
		Administration	\$19,649
Transportation and Housing	\$26,382	Operations and Maintenance	\$159,933
Special Education	\$51,589	Transportation	\$19,521
ESL	\$10,987	Special Education	\$42,763
Aboriginal Education	\$79,800	Gathering Strength	\$28,731
Other	\$61,937	Other	\$102,718
<b>Total Operating: Provincial</b>	<b>\$1,191,956</b>	<b>Total Operating: Federal</b>	<b>\$878,265</b>
<b>Total Operating per FTE</b>	<b>\$14,190</b>	<b>Total Operating per FTE</b>	<b>\$10,456</b>

**Provincial - Federal Funding (Operating):** \$313,691

**Provincial - Federal per Student FTE:** \$3,734

**School No.** 1268 **Kispiox Community School**  
**Band No.:** 532 **KISPIOX (CFNFA)**  
**FNSA Region:** 1 **Gitksan/Wet'suwet'en**

**Student FTE (K5 - 12, SS):** 135.000  
 K4 (not costed) 6.500  
**Total FTE:** 141.500 Independent School  
**Total number of students:** 148 School Type: Elem./Sec.  
**Total Includes Adults:** 0 Age Category: School Aged

**Located in School District:** 82 Coast Mountains  
**Block Rate for District:** \$7,507  
**District Enrolment:** 6,896

**Provincial and Federal Allocations for Operating Expenses**

<b>Provincial Funding Allocation:</b>		<b>Federal Funding Allocation:</b>	
<b>Base Funding</b>	\$716,580	<b>BSFF Unit Funding</b>	\$690,660
Physical and Environmental	\$63,704	Geographic Adjustment	\$103,599
Small Communities	\$354,000	Small School Adjustment	\$0
		Administration	\$19,081
Transportation and Housing	\$42,400	Operations and Maintenance	\$236,650
Special Education	\$82,911	Transportation	\$39,802
ESL	\$17,658	Special Education	\$59,203
Aboriginal Education	\$128,250	Gathering Strength	\$41,098
Other	\$153,763	Other	\$139,576
<b>Total Operating: Provincial</b>	<b>\$1,559,267</b>	<b>Total Operating: Federal</b>	<b>\$1,329,670</b>
<b>Total Operating per FTE</b>	<b>\$11,550</b>	<b>Total Operating per FTE</b>	<b>\$9,849</b>

**Provincial - Federal Funding (Operating):** \$229,598

**Provincial - Federal per Student FTE:** \$1,701

**School No.** 1273 **Lau'wel'new Tribal School**  
**Band No.:** 653 **TSARTLIP (CFA)**  
**FNSA Region:** 6 **Nu-chah-nuulth/Coast Salish**

**Student FTE (K5 - 12, SS):** 203.000  
 K4 (not costed) 18.500  
**Total FTE:** 221.500  
**Total number of students:** 282 **School Type:** Elem./Sec.  
**Total Includes Adults:** 67 **Age Category:** School Aged

**Located in School District:** 63 **Saanich**  
**Block Rate for District:** \$6,274  
**District Enrolment:** 8,704

**Provincial and Federal Allocations for Operating Expenses**

<b>Provincial Funding Allocation:</b>		<b>Federal Funding Allocation:</b>	
<b>Base Funding</b>	\$1,077,524	<b>BSFF Unit Funding</b>	\$1,038,548
<b>Physical and Environmental</b>	\$27,369	<b>Geographic Adjustment</b>	\$41,542
<b>Small Communities</b>	\$578,950	<b>Small School Adjustment</b>	\$0
		<b>Administration</b>	\$18,330
<b>Transportation and Housing</b>	\$23,590	<b>Operations and Maintenance</b>	\$91,613
		<b>Transportation</b>	\$16,918
<b>Special Education</b>	\$169,461	<b>Special Education</b>	\$81,127
<b>ESL</b>	\$41,720	<b>Gathering Strength</b>	\$57,590
<b>Aboriginal Education</b>	\$192,850	<b>Other</b>	\$63,991
<b>Other</b>	\$123,708		
<b>Total Operating: Provincial</b>	<b>\$2,235,171</b>	<b>Total Operating: Federal</b>	<b>\$1,409,659</b>
<b>Total Operating per FTE</b>	<b>\$11,011</b>	<b>Total Operating per FTE</b>	<b>\$6,944</b>

**Provincial - Federal Funding (Operating):** \$825,512  
**Provincial - Federal per Student FTE:** \$4,067

**School No.** 1274 **Maaqtusiis Community School**  
**Band No.:** 659 **Ahousaht (CFNFA)**  
**FNSA Region:** 6 **Nu-chah-nuulth/Coast Salish**

**Student FTE (K5 - 12, SS):** 171.000  
 K4 (not costed) 0.000  
**Total FTE:** 171.000 Independent School  
**Total number of students:** 178 School Type: Elem./Sec.  
**Total Includes Adults:** 0 Age Category: School Aged

**Located in School District:** 70 Alberni  
**Block Rate for District:** \$7,354  
**District Enrolment:** 4,976

**Provincial and Federal Allocations for Operating Expenses**

<b>Provincial Funding Allocation:</b>		<b>Federal Funding Allocation:</b>	
Base Funding	\$907,668	BSFF Unit Funding	\$874,836
Physical and Environmental	\$50,103	Geographic Adjustment	\$196,838
Small Communities	\$605,150	Small School Adjustment	\$0
		Administration	\$20,000
Transportation and Housing	\$47,773	Operations and Maintenance	\$208,824
Special Education	\$119,549	Transportation	\$149,613
ESL	\$0	Special Education	\$104,401
Aboriginal Education	\$162,450	Gathering Strength	\$74,695
Other	\$143,087	Other	\$100,600
<b>Total Operating: Provincial</b>	<b>\$2,035,780</b>	<b>Total Operating: Federal</b>	<b>\$1,729,807</b>
<b>Total Operating per FTE</b>	<b>\$11,905</b>	<b>Total Operating per FTE</b>	<b>\$10,116</b>

**Provincial - Federal Funding (Operating):** \$305,973

**Provincial - Federal per Student FTE:** \$1,789



**School No.** 1275 **Halfway River Day School**  
**Band No.:** 546 **HALFWAY RIVER (CFA)**  
**FNSA Region:** 3 **Kaska/Dene/Tahltan/Tagish/Inland Tlingit**

**Student FTE (K5 - 12, SS):** 26.000  
 K4 (not costed) 1.500  
**Total FTE:** 27.500  
**Total number of students:** 29 **School Type:** Elem./Sec.  
**Total Includes Adults:** 0 **Age Category:** School Aged

**Located in School District:** 60 **Peace River North**  
**Block Rate for District:** \$6,984  
**District Enrolment:** 5,747

**Provincial and Federal Allocations for Operating Expenses**

<b>Provincial Funding Allocation:</b>		<b>Federal Funding Allocation:</b>	
Base Funding	\$138,008	BSFF Unit Funding	\$133,016
Physical and Environmental	\$10,006	Geographic Adjustment	\$19,952
Small Communities	\$106,000	Small School Adjustment	\$6,651
		Administration	\$18,909
Transportation and Housing	\$12,572	Operations and Maintenance	\$60,462
Special Education	\$5,911	Transportation	\$18,786
ESL	\$6,502	Special Education	\$23,011
Aboriginal Education	\$24,700	Gathering Strength	\$14,103
Other	\$14,719	Other	\$17,404
<b>Total Operating: Provincial</b>	<b>\$318,417</b>	<b>Total Operating: Federal</b>	<b>\$312,294</b>
<b>Total Operating per FTE</b>	<b>\$12,247</b>	<b>Total Operating per FTE</b>	<b>\$12,011</b>

**Provincial - Federal Funding (Operating):** \$6,122  
**Provincial - Federal per Student FTE:** \$235

**School No.** 1276 **Prophet River Dene Tsaa**  
**Band No.:** 544 **PROPHET RIVER (CFA)**  
**FNSA Region:** 3 **Kaska/Dene/Tahltan/Tagish/Inland Tlingit**

**Student FTE (K5 - 12, SS):** 12.000  
 K4 (not costed) 0.500  
**Total FTE:** 12.500  
**Total number of students:** 14 **School Type:** Elementary  
**Total Includes Adults:** 0 **Age Category:** School Aged

**Located in School District:** 81 **Fort Nelson**  
**Block Rate for District:** \$7,773  
**District Enrolment:** 1,205

**Provincial and Federal Allocations for Operating Expenses**

<b>Provincial Funding Allocation:</b>		<b>Federal Funding Allocation:</b>	
Base Funding	\$63,696	BSFF Unit Funding	\$61,392
Physical and Environmental	\$14,058	Geographic Adjustment	\$9,209
Small Communities	\$100,000	Small School Adjustment	\$3,070
		Administration	\$19,200
Transportation and Housing	\$3,908	Operations and Maintenance	\$45,627
Special Education	\$3,042	Transportation	\$19,918
ESL	\$0	Special Education	\$18,601
Aboriginal Education	\$11,400	Gathering Strength	\$10,763
Other	\$6,628	Other	\$2,867
<b>Total Operating: Provincial</b>	<b>\$202,732</b>	<b>Total Operating: Federal</b>	<b>\$190,646</b>
<b>Total Operating per FTE</b>	<b>\$16,894</b>	<b>Total Operating per FTE</b>	<b>\$15,887</b>

**Provincial - Federal Funding (Operating):** \$12,086  
**Provincial - Federal per Student FTE:** \$1,007

**School No.** 1277 **Tsawataineuk First Nation School**  
**Band No.:** 636 **TSAWATAINEUK (CFA)**  
**FNSA Region:** 5 **Kwaiutl/Heiltsuk/Nuxalk/Oweekeno**

**Student FTE (K5 - 12, SS):** 27.625  
 K4 (not costed) 2.000  
 Total FTE: 29.625  
 Total number of students: 37  
 Total Includes Adults: 20  
 School Type: Elem./Sec.  
 Age Category: Mixed Ages

Located in School District 85 Vancouver Island N.  
 Block Rate for District: \$8,263  
 District Enrolment: 2,325

**Provincial and Federal Allocations for Operating Expenses**

<b>Provincial Funding Allocation:</b>		<b>Federal Funding Allocation:</b>	
<b>Base Funding</b>	\$146,634	<b>BSFF Unit Funding</b>	\$141,330
Physical and Environmental	\$23,505	Geographic Adjustment	\$35,332
Small Communities	\$242,750	Small School Adjustment	\$7,066
		Administration	\$18,650
Transportation and Housing	\$9,601	Operations and Maintenance	\$64,387
Special Education	\$29,213	Transportation	\$0
ESL	\$0	Special Education	\$23,312
Aboriginal Education	\$26,244	Gathering Strength	\$14,370
Other	\$45,713	Other	\$26,160
<b>Total Operating: Provincial</b>	<b>\$523,660</b>	<b>Total Operating: Federal</b>	<b>\$330,607</b>
<b>Total Operating per FTE</b>	<b>\$18,956</b>	<b>Total Operating per FTE</b>	<b>\$11,968</b>

**Provincial - Federal Funding (Operating): \$193,053**

**Provincial - Federal per Student FTE: \$6,988**

**School No.** 1279 **Aatse Davie School**  
**Band No.:** 610 **Kwadacha (CFA)**  
**FNSA Region:** 3 **Kaska/Dene/Tahltan/Tagish/Inland Tlingit**

**Student FTE (K5 - 12, SS):** 72.000  
 K4 (not costed) 3.000  
**Total FTE:** 75.000  
 Total number of students: 78  
 Total Includes Adults: 0

Independent School  
 School Type: Elem./Sec.  
 Age Category: School Aged

**Located in School District:** 87 Stikine  
**Block Rate for District:** \$16,416  
**District Enrolment:** 328

**Provincial and Federal Allocations for Operating Expenses**

<b>Provincial Funding Allocation:</b>		<b>Federal Funding Allocation:</b>	
<b>Base Funding</b>	\$382,176	<b>BSFF Unit Funding</b>	\$368,352
Physical and Environmental	\$229,841	Geographic Adjustment	\$248,638
Small Communities	\$171,600	Small School Adjustment	\$9,209
		Administration	\$14,400
Transportation and Housing	\$73,596	Operations and Maintenance	\$76,121
Special Education	\$98,224	Transportation	\$39,378
ESL	\$493	Special Education	\$38,292
Aboriginal Education	\$68,400	Gathering Strength	\$25,465
Other	\$100,171	Other	\$91,310
<b>Total Operating: Provincial</b>	<b>\$1,124,502</b>	<b>Total Operating: Federal</b>	<b>\$911,165</b>
<b>Total Operating per FTE</b>	<b>\$15,618</b>	<b>Total Operating per FTE</b>	<b>\$12,655</b>

**Provincial - Federal Funding (Operating):** \$213,336

**Provincial - Federal per Student FTE:** \$2,963

**School No.** 1280 **Saikuz Elementary School**  
**Band No.:** 615 **SAIK'UZ (CFA)**  
**FNSA Region:** 8 **Tsilqot'in/Carrier/Sekani**

**Student FTE (K5 - 12, SS):** 48.000  
 K4 (not costed) 1.500  
 Total FTE: 49.500  
 Total number of students: 51  
 Total Includes Adults: 0  
 School Type: Elementary  
 Age Category: School Aged

Located in School District 91 Nechako Lakes  
 Block Rate for District: \$7,527  
 District Enrolment: 5,106

**Provincial and Federal Allocations for Operating Expenses**

<b>Provincial Funding Allocation:</b>		<b>Federal Funding Allocation:</b>	
Base Funding	\$254,784	BSFF Unit Funding	\$245,568
Physical and Environmental	\$29,479	Geographic Adjustment	\$27,012
Small Communities	\$100,000	Small School Adjustment	\$6,139
		Administration	\$19,394
Transportation and Housing	\$25,048	Operations and Maintenance	\$133,754
Special Education	\$23,137	Transportation	\$21,325
ESL	\$1,697	Special Education	\$30,659
Aboriginal Education	\$45,600	Gathering Strength	\$19,734
Other	\$36,191	Other	\$11,043
<b>Total Operating: Provincial</b>	<b>\$515,935</b>	<b>Total Operating: Federal</b>	<b>\$514,629</b>
<b>Total Operating per FTE</b>	<b>\$10,749</b>	<b>Total Operating per FTE</b>	<b>\$10,721</b>

**Provincial - Federal Funding (Operating):** \$1,306  
**Provincial - Federal per Student FTE:** \$27

**School No.** 1282 **Jean Marie Joseph School**  
**Band No.:** 728 **YEKOOCHE (CFA)**  
**FNSA Region:** 8 **Tsilqot'in/Carrier/Sekani**

**Student FTE (K5 - 12, SS):** 24.000  
 K4 (not costed) 0.000  
**Total FTE:** 24.000  
**Total number of students:** 24 **School Type:** Elem./Sec.  
**Total Includes Adults:** 0 **Age Category:** School Aged

**Located in School District:** 91 **Nechako Lakes**  
**Block Rate for District:** \$7,527  
**District Enrolment:** 5,106

**Provincial and Federal Allocations for Operating Expenses**

<b>Provincial Funding Allocation:</b>		<b>Federal Funding Allocation:</b>	
<b>Base Funding</b>	\$127,392	<b>BSFF Unit Funding</b>	\$122,784
Physical and Environmental	\$14,739	Geographic Adjustment	\$13,506
Small Communities	\$202,000	Small School Adjustment	\$6,139
		Administration	\$11,925
Transportation and Housing	\$12,524	Operations and Maintenance	\$86,428
Special Education	\$11,568	Transportation	\$15,322
ESL	\$848	Special Education	\$23,015
Aboriginal Education	\$22,800	Gathering Strength	\$13,928
Other	\$18,096	Other	\$56,649
<b>Total Operating: Provincial</b>	<b>\$409,967</b>	<b>Total Operating: Federal</b>	<b>\$349,697</b>
<b>Total Operating per FTE</b>	<b>\$17,082</b>	<b>Total Operating per FTE</b>	<b>\$14,571</b>

**Provincial - Federal Funding (Operating):** \$60,270

**Provincial - Federal per Student FTE:** \$2,511

**School No.** 1284  
**Band No.:** 617  
**FNSA Region:** 8

**Eugene Joseph School**  
**TL'AZT'EN NATION (CFA)**  
**Tsilqot'in/Carrier/Sekani**

<b>Student FTE (K5 - 12, SS):</b>	<b>78.000</b>	
K4 (not costed)	8.500	
<b>Total FTE:</b>	<b>86.500</b>	
Total number of students:	95	School Type: Elem./Sec.
Total Includes Adults:	2	Age Category: School Aged
<b>Located in School District</b>	<b>91</b>	<b>Nechako Lakes</b>
<b>Block Rate for District:</b>	<b>\$7,527</b>	
<b>District Enrolment:</b>	<b>5,106</b>	

**Provincial and Federal Allocations for Operating Expenses**

<b>Provincial Funding Allocation:</b>		<b>Federal Funding Allocation:</b>	
<b>Base Funding</b>	\$414,024	<b>BSFF Unit Funding</b>	\$399,048
Physical and Environmental	\$47,903	Geographic Adjustment	\$43,895
Small Communities	\$242,800	Small School Adjustment	\$9,976
		Administration	\$15,503
Transportation and Housing	\$40,702	Operations and Maintenance	\$210,015
Special Education	\$37,597	Transportation	\$37,068
ESL	\$2,757	Special Education	\$39,548
Aboriginal Education	\$74,100	Gathering Strength	\$26,593
Other	\$58,811	Other	\$128,491
<b>Total Operating: Provincial</b>	<b>\$918,694</b>	<b>Total Operating: Federal</b>	<b>\$910,138</b>
<b>Total Operating per FTE</b>	<b>\$11,778</b>	<b>Total Operating per FTE</b>	<b>\$11,668</b>

<b>Provincial - Federal Funding (Operating):</b>	<b>\$8,556</b>
<b>Provincial - Federal per Student FTE:</b>	<b>\$110</b>



**School No.** 1286 **Haisla Community School**  
**Band No.:** 676 **KITAMAAT (CFA)**  
**FNSA Region:** 2 **Haida/Tsimshian/Haisla/Nisga'a**

**Student FTE (K5 - 12, SS):** 30.000  
 K4 (not costed) 2.000  
**Total FTE:** 32.000  
**Total number of students:** 34 **School Type:** Elementary  
**Total Includes Adults:** 0 **Age Category:** School Aged

**Located in School District:** 82 **Coast Mountains**  
**Block Rate for District:** \$7,507  
**District Enrolment:** 6,896

**Provincial and Federal Allocations for Operating Expenses**

<b>Provincial Funding Allocation:</b>		<b>Federal Funding Allocation:</b>	
Base Funding	\$159,240	BSFF Unit Funding	\$153,480
Physical and Environmental	\$14,156	Geographic Adjustment	\$9,209
Small Communities	\$100,000	Small School Adjustment	\$7,674
		Administration	\$18,750
Transportation and Housing	\$9,422	Operations and Maintenance	\$93,458
Special Education	\$18,425	Transportation	\$22,752
ESL	\$3,924	Special Education	\$24,058
Aboriginal Education	\$28,500	Gathering Strength	\$14,911
Other	\$42,344	Other	\$40,711
<b>Total Operating: Provincial</b>	<b>\$376,011</b>	<b>Total Operating: Federal</b>	<b>\$385,002</b>
<b>Total Operating per FTE</b>	<b>\$12,534</b>	<b>Total Operating per FTE</b>	<b>\$12,833</b>

**Provincial - Federal Funding (Operating):** -\$8,991  
**Provincial - Federal per Student FTE:** -\$300

**School No.** 1287 **Klappan Independent Day School**  
**Band No.:** 683 **Iskut (CFA)**  
**FNSA Region:** 3 **Kaska/Dene/Tahltan/Tagish/Inland Tlingit**

**Student FTE (K5 - 12, SS):** 67.625  
 K4 (not costed) 1.500  
**Total FTE:** 69.125 **Independent School**  
**Total number of students:** 95 **School Type: Elem./Sec.**  
**Total Includes Adults:** 0 **Age Category: School Aged**

**Located in School District:** 87 **Stikine**  
**Block Rate for District:** \$16,416  
**District Enrolment:** 328

**Provincial and Federal Allocations for Operating Expenses**

<b>Provincial Funding Allocation:</b>		<b>Federal Funding Allocation:</b>	
<b>Base Funding</b>	\$358,954	<b>BSFF Unit Funding</b>	\$345,970
Physical and Environmental	\$215,875	Geographic Adjustment	\$103,791
Small Communities	\$263,750	Small School Adjustment	\$17,298
		Administration	\$19,566
Transportation and Housing	\$69,124	Operations and Maintenance	\$148,163
Special Education	\$92,256	Transportation	\$36,986
ESL	\$463	Special Education	\$37,404
Aboriginal Education	\$64,244	Gathering Strength	\$24,743
Other	\$94,084	Other	\$13,519
<b>Total Operating: Provincial</b>	<b>\$1,158,750</b>	<b>Total Operating: Federal</b>	<b>\$747,439</b>
<b>Total Operating per FTE</b>	<b>\$17,135</b>	<b>Total Operating per FTE</b>	<b>\$11,053</b>

**Provincial - Federal Funding (Operating):** \$411,310

**Provincial - Federal per Student FTE:** \$6,082

<b>School No.</b>	<b>1292</b>	<b>Tl'etinqox'tin School</b>
<b>Band No.:</b>	<b>712</b>	<b>TL'ETINQOX-T'IN GOV'T (CFA)</b>
<b>FNSA Region:</b>	<b>8</b>	<b>Tsilqot'in/Carrier/Sekani</b>
<b>Student FTE (K5 - 12, SS):</b>	<b>59.000</b>	
K4 (not costed)	3.000	
<b>Total FTE:</b>	<b>62.000</b>	
<b>Total number of students:</b>	<b>65</b>	<b>School Type: Elementary</b>
<b>Total Includes Adults:</b>	<b>0</b>	<b>Age Category: School Aged</b>
<b>Located in School District</b>	<b>27</b>	<b>Cariboo-Chilcotin</b>
<b>Block Rate for District:</b>	<b>\$7,346</b>	
<b>District Enrolment:</b>	<b>7,182</b>	

**Provincial and Federal Allocations for Operating Expenses**

<b>Provincial Funding Allocation:</b>		<b>Federal Funding Allocation:</b>	
Base Funding	\$313,172	BSFF Unit Funding	\$301,844
Physical and Environmental Small Communities	\$24,678 \$106,200	Geographic Adjustment	\$33,203
		Small School Adjustment	\$7,546
		Administration	\$19,032
Transportation and Housing	\$34,486	Operations and Maintenance	\$149,577
Special Education	\$13,879	Transportation	\$64,489
ESL	\$0	Special Education	\$33,865
Aboriginal Education	\$56,050	Gathering Strength	\$22,187
Other	\$46,215	Other	\$72,292
<b>Total Operating: Provincial</b>	<b>\$594,680</b>	<b>Total Operating: Federal</b>	<b>\$704,036</b>
<b>Total Operating per FTE</b>	<b>\$10,079</b>	<b>Total Operating per FTE</b>	<b>\$11,933</b>

<b>Provincial - Federal Funding (Operating):</b>	<b>-\$109,355</b>
<b>Provincial - Federal per Student FTE:</b>	<b>-\$1,853</b>

**School No.** 1293 **Yunesit'en ʔesgul (Stone) School**  
**Band No.:** 717 **STONE (CFA)**  
**FNSA Region:** 8 **Tsilqot'in/Carrier/Sekani**

**Student FTE (K5 - 12, SS):** 35.250  
 K4 (not costed) 3.500  
**Total FTE:** 38.750 Independent School  
**Total number of students:** 52 School Type: Elem./Sec.  
**Total Includes Adults:** 14 Age Category: Mixed Ages

**Located In School District:** 27 Cariboo-Chilcotin  
**Block Rate for District:** \$7,346  
**District Enrolment:** 7,182

**Provincial and Federal Allocations for Operating Expenses**

<b>Provincial Funding Allocation:</b>		<b>Federal Funding Allocation:</b>	
<b>Base Funding</b>	\$187,107	<b>BSFF Unit Funding</b>	\$180,339
Physical and Environmental	\$14,744	Geographic Adjustment	\$19,837
Small Communities	\$141,750	Small School Adjustment	\$9,017
		Administration	\$18,194
Transportation and Housing	\$20,604	Operations and Maintenance	\$75,702
Special Education	\$8,292	Transportation	\$23,365
ESL	\$0	Special Education	\$25,451
Aboriginal Education	\$33,488	Gathering Strength	\$16,041
Other	\$36,112	Other	\$12,792
<b>Total Operating: Provincial</b>	<b>\$442,097</b>	<b>Total Operating: Federal</b>	<b>\$380,738</b>
<b>Total Operating per FTE</b>	<b>\$12,542</b>	<b>Total Operating per FTE</b>	<b>\$10,801</b>

**Provincial - Federal Funding (Operating):** \$61,358

**Provincial - Federal per Student FTE:** \$1,741

**School No.** 1383  
**Band No.:** 530  
**FNSA Region:** 1

**Moricetown Elementary**  
**MORICETOWN (CFA)**  
**Gitksan/Wet'suwet'en**

**Student FTE (K5 - 12, SS):** 70.000  
 K4 (not costed) 3.500  
**Total FTE:** 73.500  
**Total number of students:** 77  
**Total Includes Adults:** 0

Independent School  
 School Type: Elementary  
 Age Category: School Aged

**Located in School District:** 82  
**Block Rate for District:** \$7,507  
**District Enrolment:** 6,896

Coast Mountains

**Provincial and Federal Allocations for Operating Expenses**

**Provincial Funding Allocation:**

<b>Base Funding</b>	\$371,560
Physical and Environmental	\$33,032
Small Communities	\$126,000
Transportation and Housing	\$21,985
Special Education	\$42,991
ESL	\$9,156
Aboriginal Education	\$66,500
Other	\$51,614

**Total Operating: Provincial** \$722,839  
**Total Operating per FTE** \$10,326

**Federal Funding Allocation:**

<b>BSFF Unit Funding</b>	\$358,120
Geographic Adjustment	\$35,812
Small School Adjustment	\$8,953
Administration	\$15,954
Operations and Maintenance	\$87,290
Transportation	\$72,698
Special Education	\$37,673
Gathering Strength	\$25,028
Other	\$52,912

**Total Operating: Federal** \$694,440  
**Total Operating per FTE** \$9,921

**Provincial - Federal Funding (Operating):** \$28,399

**Provincial - Federal per Student FTE:** \$406

**School No.** 1386 **Chief Atahm School**  
**Band No.:** 684 **ADAMS LAKE (CFA)**  
**FNSA Region:** 7 **Secwpe mic/St'at'imc/Nlaka'pamux**

**Student FTE (K5 - 12, SS):** 32.000  
 K4 (not costed) 2.500  
**Total FTE:** 34.500  
**Total number of students:** 37 **School Type:** Elem./Sec.  
**Total Includes Adults:** 0 **Age Category:** School Aged

**Located in School District:** 73 **Kamloops/Thompson**  
**Block Rate for District:** \$6,743  
**District Enrolment:** 16,467

**Provincial and Federal Allocations for Operating Expenses**

<b>Provincial Funding Allocation:</b>		<b>Federal Funding Allocation:</b>	
<b>Base Funding</b>	\$169,856	<b>BSFF Unit Funding</b>	\$163,712
Physical and Environmental	\$4,094	Geographic Adjustment	\$18,008
Small Communities	\$160,000	Small School Adjustment	\$8,186
		Administration	\$9,225
Transportation and Housing	\$6,781	Operations and Maintenance	\$31,917
Special Education	\$17,747	Transportation	\$11,853
ESL	\$0	Special Education	\$24,723
Aboriginal Education	\$30,400	Gathering Strength	\$15,439
Other	\$25,627	Other	\$38,016
<b>Total Operating: Provincial</b>	<b>\$414,504</b>	<b>Total Operating: Federal</b>	<b>\$321,078</b>
<b>Total Operating per FTE</b>	<b>\$12,953</b>	<b>Total Operating per FTE</b>	<b>\$10,034</b>

**Provincial - Federal Funding (Operating):** \$93,425  
**Provincial - Federal per Student FTE:** \$2,920

<b>School No.</b>	<b>1387</b>	<b>Yaqan Nuki School</b>
<b>Band No.:</b>	<b>606</b>	<b>LOWER KOOTENAY (CFA)</b>
<b>FNSA Region:</b>	<b>4</b>	<b>Kootenay/Okanagan</b>
<b>Student FTE (K5 - 12, SS):</b>	<b>13.000</b>	
K4 (not costed)	0.500	
Total FTE:	13.500	Independent School
Total number of students:	14	School Type: Elementary
Total Includes Adults:	0	Age Category: School Aged
<b>Located in School District</b>	<b>8</b>	<b>Kootenay Lake</b>
<b>Block Rate for District:</b>	<b>\$7,402</b>	
<b>District Enrolment:</b>	<b>6,109</b>	

### Provincial and Federal Allocations for Operating Expenses

Provincial Funding Allocation:		Federal Funding Allocation:	
Base Funding	\$69,004	BSFF Unit Funding	\$66,508
Physical and Environmental	\$6,072	Geographic Adjustment	\$5,986
Small Communities	\$100,000	Small School Adjustment	\$3,325
		Administration	\$19,259
Transportation and Housing	\$4,967	Operations and Maintenance	\$42,378
Special Education	\$9,229	Transportation	\$19,153
ESL	\$748	Special Education	\$18,977
Aboriginal Education	\$12,350	Gathering Strength	\$11,034
Other	\$9,470	Other	\$16,049
<b>Total Operating: Provincial</b>	<b>\$211,841</b>	<b>Total Operating: Federal</b>	<b>\$202,669</b>
<b>Total Operating per FTE</b>	<b>\$16,295</b>	<b>Total Operating per FTE</b>	<b>\$15,590</b>

Provincial - Federal Funding (Operating): **\$9,171**

Provincial - Federal per Student FTE: **\$705**



**School No.** 1388 **Shihiya Elementary Band School**  
**Band No.:** 600 **SPALLUMCHEEN (CFA)**  
**FNSA Region:** 7 **Secwepemic/Stl'atl'imc/Nlaka'pamux**

**Student FTE (K5 - 12, SS):** 18.000  
 K4 (not costed) 3.500  
 Total FTE: 21.500  
 Total number of students: 25  
 Total Includes Adults: 0  
 School Type: Elementary  
 Age Category: School Aged  
 Located in School District 83  
 Block Rate for District: \$6,876  
 District Enrolment: 8,175  
 N. Okanagan-Shuswap

**Provincial and Federal Allocations for Operating Expenses**

<b>Provincial Funding Allocation:</b>		<b>Federal Funding Allocation:</b>	
Base Funding	\$95,544	BSFF Unit Funding	\$92,088
Physical and Environmental Small Communities	\$3,220 \$100,000	Geographic Adjustment	\$5,525
Transportation and Housing	\$5,835	Small School Adjustment	\$4,604
Special Education	\$24,499	Administration	\$16,744
ESL	\$0	Operations and Maintenance	\$21,371
Aboriginal Education	\$17,100	Transportation	\$21,513
Other	\$19,442	Special Education	\$18,714
<b>Total Operating: Provincial</b>	<b>\$265,640</b>	Gathering Strength	\$11,247
<b>Total Operating per FTE</b>	<b>\$14,758</b>	Other	\$18,238
		<b>Total Operating: Federal</b>	<b>\$210,046</b>
		<b>Total Operating per FTE</b>	<b>\$11,669</b>

**Provincial - Federal Funding (Operating):** \$55,593  
**Provincial - Federal per Student FTE:** \$3,089

**School No. 1394 Chehalis Community Band School**  
**Band No.: 559 CHEHALIS (CFA)**  
**FNSA Region: 6 Nu-chah-nulth/Coast Salish**

**Student FTE (K5 - 12, SS): 134.000**  
 K4 (not costed) 6.000  
 Total FTE: 140.000  
 Total number of students: 146  
 Total Includes Adults: 6  
 School Type: Elem./Sec.  
 Age Category: School Aged

Located in School District 78 Fraser-Cascade  
 Block Rate for District: \$7,407  
 District Enrolment: 2,302

**Provincial and Federal Allocations for Operating Expenses**

<b>Provincial Funding Allocation:</b>		<b>Federal Funding Allocation:</b>	
Base Funding	\$711,272	BSFF Unit Funding	\$685,544
Physical and Environmental	\$74,399	Geographic Adjustment	\$27,422
Small Communities	\$554,400	Small School Adjustment	\$17,139
		Administration	\$19,143
Transportation and Housing	\$41,248	Operations and Maintenance	\$72,749
Special Education	\$30,521	Transportation	\$57,896
ESL	\$0	Special Education	\$58,761
Aboriginal Education	\$127,300	Gathering Strength	\$40,758
Other	\$86,078	Other	\$110,923
<b>Total Operating: Provincial</b>	<b>\$1,625,218</b>	<b>Total Operating: Federal</b>	<b>\$1,090,333</b>
<b>Total Operating per FTE</b>	<b>\$12,128</b>	<b>Total Operating per FTE</b>	<b>\$8,137</b>

**Provincial - Federal Funding (Operating): \$534,885**  
**Provincial - Federal per Student FTE: \$3,992**

**School No.** 1398 **Chilliwack Landing Pre-school**  
**Band No.:** 573 **SKWAH (CFA)**  
**FNSA Region:** 6 **Nu-chah-nuulth/Coast Salish**

**Student FTE (K5 - 12, SS):** 17.000  
 K4 (not costed) 12.000  
 Total FTE: 29.000  
 Total number of students: 41  
 Total Includes Adults: 0

School Type: Elementary  
 Age Category: School Aged

Located in School District 33 Chilliwack  
 Block Rate for District: \$6,161  
 District Enrolment: 11,582

**Provincial and Federal Allocations for Operating Expenses**

<b>Provincial Funding Allocation:</b>		<b>Federal Funding Allocation:</b>	
<b>Base Funding</b>	\$90,236	<b>BSFF Unit Funding</b>	\$86,972
Physical and Environmental	\$1,254	Geographic Adjustment	\$3,479
Small Communities	\$100,000	Small School Adjustment	\$0
		Administration	\$11,724
Transportation and Housing	\$3,101	Operations and Maintenance	\$17,597
Special Education	\$8,004	Transportation	\$11,648
ESL	\$0	Special Education	\$14,461
Aboriginal Education	\$16,150	Gathering Strength	\$8,889
Other	\$6,829	Other	\$3,644
<b>Total Operating: Provincial</b>	<b>\$225,574</b>	<b>Total Operating: Federal</b>	<b>\$158,414</b>
<b>Total Operating per FTE</b>	<b>\$13,269</b>	<b>Total Operating per FTE</b>	<b>\$9,318</b>

**Provincial - Federal Funding (Operating):** \$67,160  
**Provincial - Federal per Student FTE:** \$3,951

**School No.** 1401 **Sn-c'c' a-mala?-tn School**  
**Band No.:** 616 **OKANAGAN (CFA)**  
**FNSA Region:** 4 **Kootenay/Okanagan**

**Student FTE (K5 - 12, SS):** 7.000  
 K4 (not costed) 5.500  
**Total FTE:** 12.500  
**Total number of students:** 18 **School Type:** Elem./Sec.  
**Total Includes Adults:** 1 **Age Category:** School Aged

**Located in School District:** 22 **Vernon**  
**Block Rate for District:** \$6,274  
**District Enrolment:** 9,330

**Provincial and Federal Allocations for Operating Expenses**

<b>Provincial Funding Allocation:</b>		<b>Federal Funding Allocation:</b>	
<b>Base Funding</b>	\$37,156	<b>BSFF Unit Funding</b>	\$35,812
<b>Physical and Environmental Small Communities</b>	\$1,078 \$106,000	<b>Geographic Adjustment</b>	\$2,149
		<b>Small School Adjustment</b>	\$1,791
		<b>Administration</b>	\$11,200
<b>Transportation and Housing</b>	\$1,464	<b>Operations and Maintenance</b>	\$0
		<b>Transportation</b>	\$11,619
<b>Special Education</b>	\$3,914	<b>Special Education</b>	\$10,850
<b>ESL</b>	\$0	<b>Gathering Strength</b>	\$6,278
<b>Aboriginal Education</b>	\$6,650	<b>Other</b>	\$8,795
<b>Other</b>	\$27,358		
<b>Total Operating: Provincial</b>	<b>\$183,619</b>	<b>Total Operating: Federal</b>	<b>\$88,494</b>
<b>Total Operating per FTE</b>	<b>\$26,231</b>	<b>Total Operating per FTE</b>	<b>\$12,642</b>

**Provincial - Federal Funding (Operating):** \$95,125

**Provincial - Federal per Student FTE:** \$13,589

**School No.** 1417      **Kitasoo Community School**  
**Band No.:** 540      **KITASOO (CFA)**  
**FNSA Region:** 2      **Haida/Tsimshian/Haisla/Nisga'a**

**Student FTE (K5 - 12, SS):** 91.000  
 K4 (not costed) 0.500  
**Total FTE:** 91.500  
**Total number of students:** 92      **School Type:** Elem./Sec.  
**Total Includes Adults:** 6      **Age Category:** School Aged

**Located in School District:** 49      **Central Coast**  
**Block Rate for District:** \$13,109  
**District Enrolment:** 366

### Provincial and Federal Allocations for Operating Expenses

<b>Provincial Funding Allocation:</b>		<b>Federal Funding Allocation:</b>	
Base Funding	\$483,028	BSFF Unit Funding	\$465,556
Physical and Environmental	\$234,172	Geographic Adjustment	\$314,250
Small Communities	\$402,000	Small School Adjustment	\$11,639
		Administration	\$19,891
Transportation and Housing	\$64,853	Operations and Maintenance	\$220,783
Special Education	\$204,750	Transportation	\$0
ESL	\$0	Special Education	\$45,263
Aboriginal Education	\$86,450	Gathering Strength	\$30,558
Other	\$84,348	Other	\$106,261
<b>Total Operating: Provincial</b>	<b>\$1,559,601</b>	<b>Total Operating: Federal</b>	<b>\$1,214,201</b>
<b>Total Operating per FTE</b>	<b>\$17,138</b>	<b>Total Operating per FTE</b>	<b>\$13,343</b>

**Provincial - Federal Funding (Operating):** \$345,400

**Provincial - Federal per Student FTE:** \$3,796

**School No.** 1419 **Bella Bella Community School**  
**Band No.:** 538 **HEILTSUK (CFNFA)**  
**FNSA Region:** 5 **Kwaiutl/Heiltsuk/Nuxalk/Oweekeno**

**Student FTE (K5 - 12, SS):** 264.000  
 K4 (not costed) 8.500  
**Total FTE:** 272.500  
**Total number of students:** 281  
**Total Includes Adults:** 8

Independent School  
 School Type: Elem./Sec.  
 Age Category: School Aged

**Located in School District** 49 Central Coast  
**Block Rate for District:** \$13,109  
**District Enrolment:** 366

**Provincial and Federal Allocations for Operating Expenses**

<b>Provincial Funding Allocation:</b>		<b>Federal Funding Allocation:</b>	
<b>Base Funding</b>	\$1,401,312	<b>BSFF Unit Funding</b>	\$1,350,624
Physical and Environmental	\$679,356	Geographic Adjustment	\$911,671
Small Communities	\$512,150	Small School Adjustment	\$0
		Administration	\$17,520
Transportation and Housing	\$188,144	Operations and Maintenance	\$398,282
Special Education	\$594,000	Transportation	\$0
ESL	\$0	Special Education	\$102,106
Aboriginal Education	\$250,800	Gathering Strength	\$73,083
Other	\$287,618	Other	\$103,567
<b>Total Operating: Provincial</b>	<b>\$3,913,380</b>	<b>Total Operating: Federal</b>	<b>\$2,956,853</b>
<b>Total Operating per FTE</b>	<b>\$14,823</b>	<b>Total Operating per FTE</b>	<b>\$11,200</b>

**Provincial - Federal Funding (Operating):** \$956,527

**Provincial - Federal per Student FTE:** \$3,623

**School No.** 1422 **Iiyus Stluliquil School**  
**Band No.:** 642 **COWICHAN (CFA)**  
**FNSA Region:** 6 **Nu-chah-nuulth/Coast Salish**

**Student FTE (K5 - 12, SS):** 40.000  
 K4 (not costed) 24.500  
**Total FTE:** 64.500  
**Total number of students:** 89 **School Type:** Elementary  
**Total Includes Adults:** 0 **Age Category:** School Aged

**Located in School District** 79 **Cowichan Valley**  
**Block Rate for District:** \$6,502  
**District Enrolment:** 9,827

**Provincial and Federal Allocations for Operating Expenses**

<b>Provincial Funding Allocation:</b>		<b>Federal Funding Allocation:</b>	
Base Funding	\$212,320	BSFF Unit Funding	\$204,640
Physical and Environmental Small Communities	\$5,563 \$100,000	Geographic Adjustment	\$8,186
		Small School Adjustment	\$0
		Administration	\$6,809
Transportation and Housing	\$8,988	Operations and Maintenance	\$5,477
Special Education	\$20,615	Transportation	\$37,657
ESL	\$7,622	Special Education	\$22,685
Aboriginal Education	\$38,000	Gathering Strength	\$14,919
Other	\$32,333	Other	\$26,715
<b>Total Operating: Provincial</b>	<b>\$425,441</b>	<b>Total Operating: Federal</b>	<b>\$327,087</b>
<b>Total Operating per FTE</b>	<b>\$10,636</b>	<b>Total Operating per FTE</b>	<b>\$8,177</b>

**Provincial - Federal Funding (Operating):** **\$98,354**

**Provincial - Federal per Student FTE:** **\$2,459**



**School No.** 1423 **Qwam Qwum Stalicut School**  
**Band No.:** 648 **NANAIMO (CFNFA)**  
**FNSA Region:** 6 **Nu-chah-nulth/Coast Salish**

**Student FTE (K5 - 12, SS):** 13.000  
 K4 (not costed) 6.000  
**Total FTE:** 19.000  
**Total number of students:** 25 **School Type:** Elementary  
**Total Includes Adults:** 0 **Age Category:** School Aged

**Located in School District:** 68 **Nanaimo-Ladysmith**  
**Block Rate for District:** \$6,291  
**District Enrolment:** 16,114

**Provincial and Federal Allocations for Operating Expenses**

<b>Provincial Funding Allocation:</b>		<b>Federal Funding Allocation:</b>	
<b>Base Funding</b>	\$69,004	<b>BSFF Unit Funding</b>	\$66,508
Physical and Environmental Small Communities	\$890 \$100,000	Geographic Adjustment	\$2,660
		Small School Adjustment	\$1,663
		Administration	\$13,684
Transportation and Housing	\$1,011	Operations and Maintenance	\$16,369
		Transportation	\$14,505
Special Education	\$12,153	Special Education	\$14,615
ESL	\$5,955	Gathering Strength	\$8,685
Aboriginal Education	\$12,350	Other	\$14,647
Other	\$7,718		
<b>Total Operating: Provincial</b>	<b>\$209,081</b>	<b>Total Operating: Federal</b>	<b>\$153,336</b>
<b>Total Operating per FTE</b>	<b>\$16,083</b>	<b>Total Operating per FTE</b>	<b>\$11,795</b>

**Provincial - Federal Funding (Operating):** \$55,745

**Provincial - Federal per Student FTE:** \$4,288

<b>School No.</b>	<b>1424</b>	<b>Boquilla</b>	
<b>Band No.:</b>	<b>662</b>	<b>DITIDAHT (CFNFA)</b>	
<b>FNSA Region:</b>	<b>6</b>	<b>Nu-chah-nulth/Coast Salish</b>	
<b>Student FTE (K5 - 12, SS):</b>	<b>19.000</b>		
K4 (not costed)	2.000		
<b>Total FTE:</b>	<b>21.000</b>		
<b>Total number of students:</b>	<b>23</b>	<b>School Type: Elementary</b>	
<b>Total Includes Adults:</b>	<b>0</b>	<b>Age Category: School Aged</b>	
<b>Located in School District</b>	<b>79</b>	<b>Cowichan Valley</b>	
<b>Block Rate for District:</b>	<b>\$6,502</b>		
<b>District Enrolment:</b>	<b>9,827</b>		

**Provincial and Federal Allocations for Operating Expenses**

<b>Provincial Funding Allocation:</b>		<b>Federal Funding Allocation:</b>	
<b>Base Funding</b>	\$100,852	<b>BSFF Unit Funding</b>	\$97,204
Physical and Environmental	\$2,642	Geographic Adjustment	\$8,748
Small Communities	\$100,000	Small School Adjustment	\$4,860
		Administration	\$18,095
Transportation and Housing	\$4,269	Operations and Maintenance	\$23,203
Special Education	\$9,792	Transportation	\$16,624
ESL	\$3,620	Special Education	\$18,429
Aboriginal Education	\$18,050	Gathering Strength	\$10,814
Other	\$12,119	Other	\$3,956
<b>Total Operating: Provincial</b>	<b>\$251,345</b>	<b>Total Operating: Federal</b>	<b>\$201,932</b>
<b>Total Operating per FTE</b>	<b>\$13,229</b>	<b>Total Operating per FTE</b>	<b>\$10,628</b>

<b>Provincial - Federal Funding (Operating):</b>	<b>\$49,413</b>
<b>Provincial - Federal per Student FTE:</b>	<b>\$2,601</b>

<b>School No.</b>	<b>1425</b>	<b>Kuper Island Band School</b>
<b>Band No.:</b>	<b>650</b>	<b>PENELAKUT (CFA)</b>
<b>FNSA Region:</b>	<b>6</b>	<b>Nu-chah-nulth/Coast Salish</b>
<b>Student FTE (K5 - 12, SS):</b>	<b>81.000</b>	
K4 (not costed)	0.000	
<b>Total FTE:</b>	<b>81.000</b>	
Total number of students:	81	School Type: Elem./Sec.
Total Includes Adults:	19	Age Category: School Aged
<b>Located in School District</b>	<b>79</b>	<b>Cowichan Valley</b>
<b>Block Rate for District:</b>	<b>\$6,502</b>	
<b>District Enrolment:</b>	<b>9,827</b>	

**Provincial and Federal Allocations for Operating Expenses**

<b>Provincial Funding Allocation:</b>		<b>Federal Funding Allocation:</b>	
<b>Base Funding</b>	\$429,948	<b>BSFF Unit Funding</b>	\$414,396
Physical and Environmental	\$11,265	Geographic Adjustment	\$37,296
Small Communities	\$334,000	Small School Adjustment	\$10,360
		Administration	\$20,000
Transportation and Housing	\$18,201	Operations and Maintenance	\$143,476
Special Education	\$41,746	Transportation	\$19,870
ESL	\$15,434	Special Education	\$41,873
Aboriginal Education	\$76,950	Gathering Strength	\$28,009
Other	\$73,161	Other	\$56,659
<b>Total Operating: Provincial</b>	<b>\$1,000,704</b>	<b>Total Operating: Federal</b>	<b>\$771,938</b>
<b>Total Operating per FTE</b>	<b>\$12,354</b>	<b>Total Operating per FTE</b>	<b>\$9,530</b>

<b>Provincial - Federal Funding (Operating):</b>	<b>\$228,766</b>
<b>Provincial - Federal per Student FTE:</b>	<b>\$2,824</b>

<b>School No.</b>	<b>1426</b>	<b>Haahuupayak School</b>
<b>Band No.:</b>	<b>665</b>	<b>Tseshah (CFNFA)</b>
<b>FNSA Region:</b>	<b>6</b>	<b>Nu-chah-nuulth/Coast Salish</b>
<b>Student FTE (K5 - 12, SS):</b>	<b>132.000</b>	
K4 (not costed)	0.000	
<b>Total FTE:</b>	<b>132.000</b>	Independent School
<b>Total number of students:</b>	<b>114</b>	School Type: Elementary
<b>Total Includes Adults:</b>	<b>0</b>	Age Category: School Aged
<b>Located in School District</b>	<b>70</b>	Alberni
<b>Block Rate for District:</b>	<b>\$7,354</b>	
<b>District Enrolment:</b>	<b>4,976</b>	

**Provincial and Federal Allocations for Operating Expenses**

<b>Provincial Funding Allocation:</b>		<b>Federal Funding Allocation:</b>	
<b>Base Funding</b>	\$700,656	<b>BSFF Unit Funding</b>	\$675,312
Physical and Environmental	\$38,676	Geographic Adjustment	\$27,012
Small Communities	\$141,600	Small School Adjustment	\$0
		Administration	\$20,000
Transportation and Housing	\$36,878	Operations and Maintenance	\$161,197
Special Education	\$92,283	Transportation	\$115,491
ESL	\$0	Special Education	\$64,700
Aboriginal Education	\$125,400	Gathering Strength	\$45,053
Other	\$110,453	Other	\$24,533
<b>Total Operating: Provincial</b>	<b>\$1,245,946</b>	<b>Total Operating: Federal</b>	<b>\$1,133,299</b>
<b>Total Operating per FTE</b>	<b>\$9,439</b>	<b>Total Operating per FTE</b>	<b>\$8,586</b>

<b>Provincial - Federal Funding (Operating):</b>	<b>\$112,647</b>
<b>Provincial - Federal per Student FTE:</b>	<b>\$853</b>

**School No.** 1429 **Gwa'Sala'Nakwaxda'xw School**  
**Band No.:** 724 **Gwa'Sala-Nakwaxda'xw (CFA)**  
**FNSA Region:** 5 **Kwaiutl/Heiltsuk/Nuxalk/Oweekeno**

**Student FTE (K5 - 12, SS):** 80.000  
 K4 (not costed) 9.000  
**Total FTE:** 89.000 **Independent School**  
**Total number of students:** 98 **School Type: Elementary**  
**Total Includes Adults:** 0 **Age Category: School Aged**

**Located in School District:** 85 **Vancouver Island N.**  
**Block Rate for District:** \$8,263  
**District Enrolment:** 2,325

**Provincial and Federal Allocations for Operating Expenses**

<b>Provincial Funding Allocation:</b>		<b>Federal Funding Allocation:</b>	
Base Funding	\$424,640	BSFF Unit Funding	\$409,280
Physical and Environmental Small Communities	\$68,070 \$144,000	Geographic Adjustment	\$24,557
Transportation and Housing	\$27,805	Small School Adjustment	\$10,232
Special Education	\$84,599	Administration	\$17,978
ESL	\$0	Operations and Maintenance	\$62,788
Aboriginal Education	\$76,000	Transportation	\$43,754
Other	\$57,381	Special Education	\$40,017
<b>Total Operating: Provincial</b>	<b>\$882,495</b>	Gathering Strength	\$26,953
<b>Total Operating per FTE</b>	<b>\$11,031</b>	Other	\$15,444
		<b>Total Operating: Federal</b>	<b>\$651,002</b>
		<b>Total Operating per FTE</b>	<b>\$8,138</b>

**Provincial - Federal Funding (Operating):** \$231,493  
**Provincial - Federal per Student FTE:** \$2,894

**School No.** 1432 **T'lisalagi'lakw School**  
**Band No.:** 631 **NAMGIS (CFA)**  
**FNSA Region:** 5 **Kwaiutl/Heiltsuk/Nuxalk/Oweekeno**

**Student FTE (K5 - 12, SS):** 43.000  
 K4 (not costed) 5.500  
**Total FTE:** 48.500 **Independent School**  
**Total number of students:** 54 **School Type: Elem./Sec.**  
**Total Includes Adults:** 0 **Age Category: School Aged**

**Located in School District** 85 **Vancouver Island N.**  
**Block Rate for District:** \$8,263  
**District Enrolment:** 2,325

**Provincial and Federal Allocations for Operating Expenses**

<b>Provincial Funding Allocation:</b>		<b>Federal Funding Allocation:</b>	
<b>Base Funding</b>	\$228,244	<b>BSFF Unit Funding</b>	\$219,988
Physical and Environmental	\$36,588	Geographic Adjustment	\$57,197
Small Communities	\$106,000	Small School Adjustment	\$10,999
		Administration	\$17,732
Transportation and Housing	\$14,945	Operations and Maintenance	\$131,312
Special Education	\$45,472	Transportation	\$40,909
ESL	\$0	Special Education	\$27,738
Aboriginal Education	\$40,850	Gathering Strength	\$17,824
Other	\$115,430	Other	\$75,468
<b>Total Operating: Provincial</b>	<b>\$587,529</b>	<b>Total Operating: Federal</b>	<b>\$599,168</b>
<b>Total Operating per FTE</b>	<b>\$13,663</b>	<b>Total Operating per FTE</b>	<b>\$13,934</b>

**Provincial - Federal Funding (Operating):** **-\$11,639**

**Provincial - Federal per Student FTE:** **-\$271**

**School No.** 1438 **N'Kwala Elem./Sec. School**  
**Band No.:** 697 **UPPER NICOLA (CFA)**  
**FNSA Region:** 4 **Kootenay/Okanagan**

**Student FTE (K5 - 12, SS):** 38.500  
 K4 (not costed) 2.500  
**Total FTE:** 41.000 **Independent School**  
**Total number of students:** 51 **School Type: Elem./Sec.**  
**Total Includes Adults:** 10 **Age Category: School Aged**

**Located in School District** 58 **Nicola-Similkameen**  
**Block Rate for District:** \$7,109  
**District Enrolment:** 2,934

**Provincial and Federal Allocations for Operating Expenses**

<b>Provincial Funding Allocation:</b>		<b>Federal Funding Allocation:</b>	
<b>Base Funding</b>	\$204,358	<b>BSFF Unit Funding</b>	\$196,966
Physical and Environmental	\$18,862	Geographic Adjustment	\$21,666
Small Communities	\$115,000	Small School Adjustment	\$9,848
		Administration	\$18,780
Transportation and Housing	\$9,929	Operations and Maintenance	\$126,313
Special Education	\$29,986	Transportation	\$38,966
ESL	\$0	Special Education	\$26,893
Aboriginal Education	\$36,575	Gathering Strength	\$17,022
Other	\$28,817	Other	\$22,048
<b>Total Operating: Provincial</b>	<b>\$443,528</b>	<b>Total Operating: Federal</b>	<b>\$478,504</b>
<b>Total Operating per FTE</b>	<b>\$11,520</b>	<b>Total Operating per FTE</b>	<b>\$12,429</b>

**Provincial - Federal Funding (Operating):** **-\$34,975**

**Provincial - Federal per Student FTE:** **-\$908**



School No. 1439  
 Band No.: 607  
 FNSA Region: 8

**Morris Williams Memorial Pre-School**  
**LAKE BABINE (CFNFA)**  
 Tsilqot'in/Carrier/Sekani

Student FTE (K5 - 12, SS): 7.500  
 K4 (not costed) 7.500  
 Total FTE: 15.000  
 Total number of students: 30  
 Total Includes Adults: 0

School Type: Elementary  
 Age Category: School Aged

Located in School District 91  
 Block Rate for District: \$7,527  
 District Enrolment: 5,106

Nechako Lakes

**Provincial and Federal Allocations for Operating Expenses**

<b>Provincial Funding Allocation:</b>		<b>Federal Funding Allocation:</b>	
Base Funding	\$39,810	BSFF Unit Funding	\$38,370
Physical and Environmental Small Communities	\$4,606 \$100,000	Geographic Adjustment	\$4,221
		Small School Adjustment	\$1,919
		Administration	\$1,824
Transportation and Housing	\$3,914	Operations and Maintenance	\$6,337
		Transportation	\$1,894
Special Education	\$3,615	Special Education	\$10,019
ESL	\$265	Gathering Strength	\$5,853
Aboriginal Education	\$7,125	Other	\$2,167
Other	\$5,655		
<b>Total Operating: Provincial</b>	<b>\$164,990</b>	<b>Total Operating: Federal</b>	<b>\$72,602</b>
<b>Total Operating per FTE</b>	<b>\$21,999</b>	<b>Total Operating per FTE</b>	<b>\$9,680</b>

Provincial - Federal Funding (Operating): \$92,388

Provincial - Federal per Student FTE: \$12,318

**School No.** 1440  
**Band No.:** 609  
**FNSA Region:** 3

**Tsay Keh Dene School**  
**TSAY KEH DENE (CFA)**  
**Kaska/Dene/Tahltan/Tagish/Inland Tlingit**

**Student FTE (K5 - 12, SS):** 54.500  
 K4 (not costed) 1.000  
**Total FTE:** 55.500  
**Total number of students:** 58  
**Total Includes Adults:** 5

School Type: Elem./Sec.  
 Age Category: School Aged

**Located in School District:** 91  
**Block Rate for District:** \$7,527  
**District Enrolment:** 5,106

Nechako Lakes

**Provincial and Federal Allocations for Operating Expenses**

<b>Provincial Funding Allocation:</b>		<b>Federal Funding Allocation:</b>	
<b>Base Funding</b>	\$289,286	<b>BSFF Unit Funding</b>	\$278,822
Physical and Environmental	\$33,470	Geographic Adjustment	\$144,987
Small Communities	\$244,000	Small School Adjustment	\$13,941
		Administration	\$19,640
Transportation and Housing	\$28,440	Operations and Maintenance	\$56,911
Special Education	\$26,270	Transportation	\$10,731
ESL	\$1,926	Special Education	\$32,996
Aboriginal Education	\$51,775	Gathering Strength	\$21,440
Other	\$41,092	Other	\$25,117
<b>Total Operating: Provincial</b>	<b>\$716,259</b>	<b>Total Operating: Federal</b>	<b>\$604,585</b>
<b>Total Operating per FTE</b>	<b>\$13,142</b>	<b>Total Operating per FTE</b>	<b>\$11,093</b>

**Provincial - Federal Funding (Operating):** \$111,674

**Provincial - Federal per Student FTE:** \$2,049

**School No.** 1444 **Chief Matthews Community School**  
**Band No.:** 669 **OLD MASSETT (CFA)**  
**FNSA Region:** 2 **Haida/Tsimshian/Haisla/Nisga'a**

**Student FTE (K5 - 12, SS):** 25.000  
 K4 (not costed) 8.500  
**Total FTE:** 33.500  
**Total number of students:** 42 **School Type:** Elementary  
**Total Includes Adults:** 0 **Age Category:** School Aged

**Located in School District:** 50 **Haida Gwaii/Q. Charl.**  
**Block Rate for District:** \$9,908  
**District Enrolment:** 877

**Provincial and Federal Allocations for Operating Expenses**

<b>Provincial Funding Allocation:</b>		<b>Federal Funding Allocation:</b>	
<b>Base Funding</b>	\$132,700	<b>BSFF Unit Funding</b>	\$127,900
Physical and Environmental	\$37,037	Geographic Adjustment	\$31,975
Small Communities	\$100,000	Small School Adjustment	\$3,198
		Administration	\$14,925
Transportation and Housing	\$8,321	Operations and Maintenance	\$62,288
Special Education	\$15,845	Transportation	\$74,319
ESL	\$0	Special Education	\$19,644
Aboriginal Education	\$23,750	Gathering Strength	\$12,238
Other	\$51,992	Other	\$4,889
<b>Total Operating: Provincial</b>	<b>\$369,645</b>	<b>Total Operating: Federal</b>	<b>\$351,376</b>
<b>Total Operating per FTE</b>	<b>\$14,786</b>	<b>Total Operating per FTE</b>	<b>\$14,055</b>

**Provincial - Federal Funding (Operating):** \$18,269

**Provincial - Federal per Student FTE:** \$731

**School No.** 1458 · **Xit'olacw Community Band School**  
**Band No.:** 557 **MOUNT CURRIE (CFA)**  
**FNSA Region:** 6 **Nu-chah-nulth/Coast Salish**

**Student FTE (K5 - 12, SS):** 178.063  
 K4 (not costed) 16.000  
**Total FTE:** 194.063  
**Total number of students:** 211  
**Total Includes Adults:** 1  
 School Type: Elem./Sec.  
 Age Category: School Aged

**Located in School District:** 48 Howe Sound  
**Block Rate for District:** \$6,818  
**District Enrolment:** 4,453

### Provincial and Federal Allocations for Operating Expenses

Provincial Funding Allocation:		Federal Funding Allocation:	
Base Funding	\$945,158	BSFF Unit Funding	\$910,970
Physical and Environmental	\$51,039	Geographic Adjustment	\$100,207
Small Communities	\$599,624	Small School Adjustment	\$0
		Administration	\$18,351
Transportation and Housing	\$30,402	Operations and Maintenance	\$198,245
Special Education	\$125,474	Transportation	\$87,752
ESL	\$0	Special Education	\$72,723
Aboriginal Education	\$169,160	Gathering Strength	\$51,311
Other	\$134,901	Other	\$180,651
<b>Total Operating: Provincial</b>	<b>\$2,055,758</b>	<b>Total Operating: Federal</b>	<b>\$1,620,211</b>
<b>Total Operating per FTE</b>	<b>\$11,545</b>	<b>Total Operating per FTE</b>	<b>\$9,099</b>

**Provincial - Federal Funding (Operating):** \$435,548

**Provincial - Federal per Student FTE:** \$2,446

**School No.** 1461 **Seabird Island Community School**  
**Band No.:** 581 **Seabird Island (CFA)**  
**FNSA Region:** 6 **Nu-chah-nulth/Coast Salish**

**Student FTE (K5 - 12, SS):** 197.250  
 K4 (not costed) 8.500  
**Total FTE:** 205.750 **Independent School**  
**Total number of students:** 233 **School Type: Elem./Sec.**  
**Total Includes Adults:** 0 **Age Category: School Aged**

**Located in School District** 78 **Fraser-Cascade**  
**Block Rate for District:** \$7,407  
**District Enrolment:** 2,302

**Provincial and Federal Allocations for Operating Expenses**

<b>Provincial Funding Allocation:</b>		<b>Federal Funding Allocation:</b>	
<b>Base Funding</b>	\$1,047,003	<b>BSFF Unit Funding</b>	\$1,009,131
Physical and Environmental	\$109,517	Geographic Adjustment	\$40,365
Small Communities	\$585,450	Small School Adjustment	\$0
		Administration	\$19,174
Transportation and Housing	\$60,717	Operations and Maintenance	\$101,658
Special Education	\$44,928	Transportation	\$107,880
ESL	\$0	Special Education	\$79,789
Aboriginal Education	\$187,388	Gathering Strength	\$56,453
Other	\$126,708	Other	\$60,746
<b>Total Operating: Provincial</b>	<b>\$2,161,710</b>	<b>Total Operating: Federal</b>	<b>\$1,475,196</b>
<b>Total Operating per FTE</b>	<b>\$10,959</b>	<b>Total Operating per FTE</b>	<b>\$7,479</b>

**Provincial - Federal Funding (Operating):** \$686,514

**Provincial - Federal per Student FTE:** \$3,480

<b>School No.</b>	<b>1462</b>	<b>Chi Chuy Preschool</b>
<b>Band No.:</b>	<b>554</b>	<b>SLIAMMON (CFA)</b>
<b>FNSA Region:</b>	<b>6</b>	<b>Nu-chah-nulth/Coast Salish</b>
<b>Student FTE (K5 - 12, SS):</b>	<b>16.000</b>	
K4 (not costed)	4.500	
<b>Total FTE:</b>	<b>20.500</b>	
Total number of students:	25	School Type: Elementary
Total Includes Adults:	0	Age Category: School Aged
<b>Located in School District</b>	<b>47</b>	Powell River
<b>Block Rate for District:</b>	<b>\$7,167</b>	
<b>District Enrolment:</b>	<b>2,937</b>	

**Provincial and Federal Allocations for Operating Expenses**

<b>Provincial Funding Allocation:</b>		<b>Federal Funding Allocation:</b>	
<b>Base Funding</b>	\$84,928	<b>BSFF Unit Funding</b>	\$81,856
Physical and Environmental	\$7,771	Geographic Adjustment	\$3,274
Small Communities	\$100,000	Small School Adjustment	\$0
		Administration	\$15,610
Transportation and Housing	\$5,030	Operations and Maintenance	\$31,712
Special Education	\$9,388	Transportation	\$0
ESL	\$0	Special Education	\$17,188
Aboriginal Education	\$15,200	Gathering Strength	\$10,293
Other	\$11,251	Other	\$20,548
<b>Total Operating: Provincial</b>	<b>\$233,567</b>	<b>Total Operating: Federal</b>	<b>\$180,481</b>
<b>Total Operating per FTE</b>	<b>\$14,598</b>	<b>Total Operating per FTE</b>	<b>\$11,280</b>

<b>Provincial - Federal Funding (Operating):</b>	<b>\$53,087</b>
<b>Provincial - Federal per Student FTE:</b>	<b>\$3,318</b>

<b>School No.</b>	<b>1473</b>	<b>Klusklus Survival School</b>
<b>Band No.:</b>	<b>721</b>	<b>KLUSKUS (CFA)</b>
<b>FNSA Region:</b>	<b>8</b>	<b>Tsilqot'in/Carrier/Sekani</b>
<b>Student FTE (K5 - 12, SS):</b>	<b>12.000</b>	
K4 (not costed)	0.000	
<b>Total FTE:</b>	<b>12.000</b>	
Total number of students:	12	School Type: Elem./Sec.
Total Includes Adults:	0	Age Category: School Aged
<b>Located in School District</b>	<b>28</b>	<b>Quesnel</b>
<b>Block Rate for District:</b>	<b>\$7,283</b>	
<b>District Enrolment:</b>	<b>4,513</b>	

**Provincial and Federal Allocations for Operating Expenses**

<b>Provincial Funding Allocation:</b>		<b>Federal Funding Allocation:</b>	
Base Funding	\$63,696	BSFF Unit Funding	\$61,392
Physical and Environmental	\$4,229	Geographic Adjustment	\$15,348
Small Communities	\$118,000	Small School Adjustment	\$3,070
		Administration	\$20,000
Transportation and Housing	\$5,147	Operations and Maintenance	\$59,037
Special Education	\$2,624	Transportation	\$0
ESL	\$0	Special Education	\$19,045
Aboriginal Education	\$11,400	Gathering Strength	\$10,964
Other	\$11,083	Other	\$10,698
<b>Total Operating: Provincial</b>	<b>\$216,179</b>	<b>Total Operating: Federal</b>	<b>\$199,554</b>
<b>Total Operating per FTE</b>	<b>\$18,015</b>	<b>Total Operating per FTE</b>	<b>\$16,629</b>

<b>Provincial - Federal Funding (Operating):</b>	<b>\$16,625</b>
<b>Provincial - Federal per Student FTE:</b>	<b>\$1,385</b>



**School No.** 1487 **Acwsalcta Nuxalk**  
**Band No.:** 539 **NUXALK NATION (CFA)**  
**FNSA Region:** 5 **Kwaiutl/Heiltsuk/Nuxalk/Oweekeno**

**Student FTE (K5 - 12, SS):** 120.000  
 K4 (not costed) 0.000  
**Total FTE:** 120.000  
**Total number of students:** 120 **School Type:** Elem./Sec.  
**Total Includes Adults:** 2 **Age Category:** School Aged

**Located in School District:** 49 **Central Coast**  
**Block Rate for District:** \$13,109  
**District Enrolment:** 366

**Provincial and Federal Allocations for Operating Expenses**

<b>Provincial Funding Allocation:</b>		<b>Federal Funding Allocation:</b>	
<b>Base Funding</b>	\$636,960	<b>BSFF Unit Funding</b>	\$613,920
Physical and Environmental	\$308,798	Geographic Adjustment	\$159,619
Small Communities	\$576,000	Small School Adjustment	\$15,348
		Administration	\$14,815
Transportation and Housing	\$85,520	Operations and Maintenance	\$164,423
Special Education	\$270,000	Transportation	\$54,820
ESL	\$0	Special Education	\$53,303
Aboriginal Education	\$114,000	Gathering Strength	\$36,828
Other	\$129,063	Other	\$164,607
<b>Total Operating: Provincial</b>	<b>\$2,120,341</b>	<b>Total Operating: Federal</b>	<b>\$1,277,683</b>
<b>Total Operating per FTE</b>	<b>\$17,670</b>	<b>Total Operating per FTE</b>	<b>\$10,647</b>

**Provincial - Federal Funding (Operating):** \$842,659

**Provincial - Federal per Student FTE:** \$7,022

**School No.** 4725 **Nak'albun Elem**  
**Band No.:** 614 **Nak'azdli (CFNFA)**  
**FNSA Region:** 8 **Tsilqot'in/Carrier/Sekani**

**Student FTE (K5 - 12, SS):** 68.000  
 K4 (not costed) 0.000  
**Total FTE:** 68.000 **Independent School**  
**Total number of students:** 68 **School Type: Elementary**  
**Total Includes Adults:** 0 **Age Category: School Aged**

**Located in School District** 91 **Nechako Lakes**  
**Block Rate for District:** \$7,527  
**District Enrolment:** 5,106

**Provincial and Federal Allocations for Operating Expenses**

<b>Provincial Funding Allocation:</b>		<b>Federal Funding Allocation:</b>	
<b>Base Funding</b>	\$360,944	<b>BSFF Unit Funding</b>	\$347,888
Physical and Environmental	\$41,761	Geographic Adjustment	\$38,268
Small Communities	\$122,400	Small School Adjustment	\$8,697
		Administration	\$20,000
Transportation and Housing	\$35,484	Operations and Maintenance	\$97,355
Special Education	\$32,777	Transportation	\$59,379
ESL	\$2,404	Special Education	\$36,768
Aboriginal Education	\$64,600	Gathering Strength	\$24,426
Other	\$51,271	Other	\$22,072
<b>Total Operating: Provincial</b>	<b>\$711,641</b>	<b>Total Operating: Federal</b>	<b>\$654,853</b>
<b>Total Operating per FTE</b>	<b>\$10,465</b>	<b>Total Operating per FTE</b>	<b>\$9,630</b>

**Provincial - Federal Funding (Operating):** \$56,788

**Provincial - Federal per Student FTE:** \$835

<b>School No.</b>	<b>4760</b>	<b>Hartley Bay Elem/Sec</b>
<b>Band No.:</b>	<b>675</b>	<b>HARTLEY BAY (CFNFA)</b>
<b>FNSA Region:</b>	<b>2</b>	<b>Haida/Tsimshian/Haisla/Nisga'a</b>
<b>Student FTE (K5 - 12, SS):</b>	<b>56.625</b>	
K4 (not costed)	0.000	
Total FTE:	56.625	
Total number of students:	62	School Type: Elem./Sec.
Total Includes Adults:	10	Age Category: School Aged
<b>Located in School District</b>	<b>52</b>	<b>Prince Rupert</b>
<b>Block Rate for District:</b>	<b>\$7,744</b>	
<b>District Enrolment:</b>	<b>3,171</b>	

### Provincial and Federal Allocations for Operating Expenses

Provincial Funding Allocation:		Federal Funding Allocation:	
Base Funding	\$300,566	BSFF Unit Funding	\$289,694
Physical and Environmental	\$35,677	Geographic Adjustment	\$72,423
Small Communities	\$313,000	Small School Adjustment	\$14,485
		Administration	\$20,000
Transportation and Housing	\$6,652	Operations and Maintenance	\$190,512
Special Education	\$69,386	Transportation	\$23,501
ESL	\$0	Special Education	\$33,383
Aboriginal Education	\$53,794	Gathering Strength	\$21,814
Other	\$39,984	Other	\$10,808
<b>Total Operating: Provincial</b>	<b>\$819,059</b>	<b>Total Operating: Federal</b>	<b>\$676,620</b>
<b>Total Operating per FTE</b>	<b>\$14,465</b>	<b>Total Operating per FTE</b>	<b>\$11,949</b>

**Provincial - Federal Funding (Operating):                   \$142,439**

**Provincial - Federal per Student FTE:                               \$2,515**

**School No.** 4761 **Lach Klan Elem/Sec**  
**Band No.:** 672 **KITKATLA (CFA)**  
**FNSA Region:** 2 **Haida/Tsimshian/Haisla/Nisga'a**

**Student FTE (K5 - 12, SS):** 90.563  
 K4 (not costed) 0.000  
**Total FTE:** 90.563  
 Total number of students: 94 **School Type:** Elem./Sec.  
 Total Includes Adults: 4 **Age Category:** School Aged

**Located in School District** 52 **Prince Rupert**  
**Block Rate for District:** \$7,744  
**District Enrolment:** 3,171

**Provincial and Federal Allocations for Operating Expenses**

<b>Provincial Funding Allocation:</b>		<b>Federal Funding Allocation:</b>	
<b>Base Funding</b>	\$480,708	<b>BSFF Unit Funding</b>	\$463,320
Physical and Environmental	\$57,060	Geographic Adjustment	\$115,830
Small Communities	\$296,008	Small School Adjustment	\$11,583
		Administration	\$20,000
Transportation and Housing	\$10,640	Operations and Maintenance	\$595,951
Special Education	\$110,972	Transportation	\$26,400
ESL	\$0	Special Education	\$44,450
Aboriginal Education	\$86,035	Gathering Strength	\$30,077
Other	\$96,630	Other	\$105,818
<b>Total Operating: Provincial</b>	<b>\$1,138,053</b>	<b>Total Operating: Federal</b>	<b>\$1,413,429</b>
<b>Total Operating per FTE</b>	<b>\$12,566</b>	<b>Total Operating per FTE</b>	<b>\$15,607</b>

**Provincial - Federal Funding (Operating):** **-\$275,377**

**Provincial - Federal per Student FTE:** **-\$3,041**

**School No.** 4762 **Lax Kwa'alaams**  
**Band No.:** 674 **LAX KWA'ALAAMS (CFNFA)**  
**FNSA Region:** 2 **Haida/Tsimshian/Haisla/Nisga'a**

**Student FTE (K5 - 12, SS):** 165.500  
 K4 (not costed) 0.000  
**Total FTE:** 165.500  
**Total number of students:** 175 **School Type:** Elem./Sec.  
**Total Includes Adults:** 21 **Age Category:** School Aged

**Located in School District:** 52 **Prince Rupert**  
**Block Rate for District:** \$7,744  
**District Enrolment:** 3,171

**Provincial and Federal Allocations for Operating Expenses**

<b>Provincial Funding Allocation:</b>		<b>Federal Funding Allocation:</b>	
Base Funding	\$878,474	BSFF Unit Funding	\$846,698
Physical and Environmental	\$104,275	Geographic Adjustment	\$93,137
Small Communities	\$483,050	Small School Adjustment	\$0
		Administration	\$20,000
Transportation and Housing	\$19,443	Operations and Maintenance	\$720,548
Special Education	\$202,797	Transportation	\$63,463
ESL	\$0	Special Education	\$69,809
Aboriginal Education	\$157,225	Gathering Strength	\$48,936
Other	\$122,171	Other	\$59,248
<b>Total Operating: Provincial</b>	<b>\$1,967,435</b>	<b>Total Operating: Federal</b>	<b>\$1,921,839</b>
<b>Total Operating per FTE</b>	<b>\$11,888</b>	<b>Total Operating per FTE</b>	<b>\$11,612</b>

**Provincial - Federal Funding (Operating):** \$45,596

**Provincial - Federal per Student FTE:** \$276

**School No.** 5692 **Eliza Archie Memorial School**  
**Band No.:** 713 **CANIM LAKE (CFNFA)**  
**FNSA Region:** 7 **Secwpmic/Stl'atl'imc/Nlaka'pamux**

**Student FTE (K5 - 12, SS):** 26.000  
 K4 (not costed) 1.000  
**Total FTE:** 27.000  
 Total number of students: 28 **School Type:** Elementary  
 Total Includes Adults: 0 **Age Category:** School Aged

**Located in School District:** 27 **Cariboo-Chilcotin**  
**Block Rate for District:** \$7,346  
**District Enrolment:** 7,182

**Provincial and Federal Allocations for Operating Expenses**

<b>Provincial Funding Allocation:</b>		<b>Federal Funding Allocation:</b>	
<b>Base Funding</b>	\$138,008	<b>BSFF Unit Funding</b>	\$133,016
Physical and Environmental	\$10,875	Geographic Adjustment	\$14,632
Small Communities	\$100,000	Small School Adjustment	\$6,651
		Administration	\$19,259
Transportation and Housing	\$15,197	Operations and Maintenance	\$124,930
Special Education	\$6,116	Transportation	\$65,413
ESL	\$0	Special Education	\$23,118
Aboriginal Education	\$24,700	Gathering Strength	\$14,126
Other	\$36,754	Other	\$51,399
<b>Total Operating: Provincial</b>	<b>\$331,651</b>	<b>Total Operating: Federal</b>	<b>\$452,545</b>
<b>Total Operating per FTE</b>	<b>\$12,756</b>	<b>Total Operating per FTE</b>	<b>\$17,406</b>

**Provincial - Federal Funding (Operating):** -\$120,894  
**Provincial - Federal per Student FTE:** -\$4,650

**School No.** 5707 **Nus Wadeezulh Community School**  
**Band No.:** 608 **TAKLA LAKE (CFA)**  
**FNSA Region:** 8 **Tsilqot'in/Carrier/Sekani**

**Student FTE (K5 - 12, SS):** 37.750  
 K4 (not costed) 0.500  
**Total FTE:** 38.250  
 Total number of students: 39  
 Total Includes Adults: 3  
 School Type: Elem./Sec.  
 Age Category: School Aged

Located in School District 91 Nechako Lakes  
**Block Rate for District:** \$7,527  
**District Enrolment:** 5,106

**Provincial and Federal Allocations for Operating Expenses**

<b>Provincial Funding Allocation:</b>		<b>Federal Funding Allocation:</b>	
Base Funding	\$200,377	BSFF Unit Funding	\$193,129
Physical and Environmental	\$23,184	Geographic Adjustment	\$57,939
Small Communities	\$194,500	Small School Adjustment	\$9,656
		Administration	\$12,505
Transportation and Housing	\$19,699	Operations and Maintenance	\$114,114
Special Education	\$18,196	Transportation	\$16,069
ESL	\$1,334	Special Education	\$27,612
Aboriginal Education	\$35,863	Gathering Strength	\$17,403
Other	\$133,873	Other	\$30,292
<b>Total Operating: Provincial</b>	<b>\$627,026</b>	<b>Total Operating: Federal</b>	<b>\$478,720</b>
<b>Total Operating per FTE</b>	<b>\$16,610</b>	<b>Total Operating per FTE</b>	<b>\$12,681</b>

**Provincial - Federal Funding (Operating):** \$148,306

**Provincial - Federal per Student FTE:** \$3,929



<b>School No.</b>	<b>5872</b>	<b>Hot Springs Cove</b>
<b>Band No.:</b>	<b>661</b>	<b>HESQUIAHT (CFNFA)</b>
<b>FNSA Region:</b>	<b>6</b>	<b>Nu-chah-nulth/Coast Salish</b>
<b>Student FTE (K5 - 12, SS):</b>	<b>16.000</b>	
K4 (not costed)	1.000	
<b>Total FTE:</b>	<b>17.000</b>	
Total number of students:	18	School Type: Elementary
Total Includes Adults:	0	Age Category: School Aged
<b>Located in School District</b>	<b>70</b>	<b>Alberni</b>
<b>Block Rate for District:</b>	<b>\$7,354</b>	
<b>District Enrolment:</b>	<b>4,976</b>	

**Provincial and Federal Allocations for Operating Expenses**

<b>Provincial Funding Allocation:</b>		<b>Federal Funding Allocation:</b>	
Base Funding	\$84,928	BSFF Unit Funding	\$81,856
Physical and Environmental	\$4,688	Geographic Adjustment	\$22,510
Small Communities	\$100,000	Small School Adjustment	\$4,093
		Administration	\$18,824
Transportation and Housing	\$4,470	Operations and Maintenance	\$19,539
Special Education	\$11,186	Transportation	\$13,999
ESL	\$0	Special Education	\$16,056
Aboriginal Education	\$15,200	Gathering Strength	\$8,924
Other	\$13,388	Other	\$3,489
<b>Total Operating: Provincial</b>	<b>\$233,860</b>	<b>Total Operating: Federal</b>	<b>\$189,290</b>
<b>Total Operating per FTE</b>	<b>\$14,616</b>	<b>Total Operating per FTE</b>	<b>\$11,831</b>

<b>Provincial - Federal Funding (Operating):</b>	<b>\$44,570</b>
<b>Provincial - Federal per Student FTE:</b>	<b>\$2,786</b>

**School No.** 5896 **Tsi Deldel School**  
**Band No.:** 710 **ALEXIS CREEK (CFA)**  
**FNSA Region:** 8 **Tsilqot'in/Carrier/Sekani**

**Student FTE (K5 - 12, SS):** 45.000  
 K4 (not costed) 0.500  
**Total FTE:** 45.500  
**Total number of students:** 46  
**Total Includes Adults:** 0

Independent School  
 School Type: Elem./Sec.  
 Age Category: School Aged

**Located in School District:** 27 Cariboo-Chilcotin  
**Block Rate for District:** \$7,346  
**District Enrolment:** 7,182

**Provincial and Federal Allocations for Operating Expenses**

<b>Provincial Funding Allocation:</b>		<b>Federal Funding Allocation:</b>	
<b>Base Funding</b>	\$238,860	<b>BSFF Unit Funding</b>	\$230,220
Physical and Environmental	\$18,822	Geographic Adjustment	\$25,324
Small Communities	\$190,000	Small School Adjustment	\$11,511
		Administration	\$19,780
Transportation and Housing	\$26,303	Operations and Maintenance	\$126,607
Special Education	\$10,586	Transportation	\$25,413
ESL	\$0	Special Education	\$29,961
Aboriginal Education	\$42,750	Gathering Strength	\$19,150
Other	\$61,061	Other	\$26,208
<b>Total Operating: Provincial</b>	<b>\$588,382</b>	<b>Total Operating: Federal</b>	<b>\$514,174</b>
<b>Total Operating per FTE</b>	<b>\$13,075</b>	<b>Total Operating per FTE</b>	<b>\$11,426</b>

**Provincial - Federal Funding (Operating):** \$74,208

**Provincial - Federal per Student FTE:** \$1,649

**School No.** 6034  
**Band No.:** 530  
**FNSA Region:** 1

**Kyah Wiget Adult Centre**  
**MORICETOWN (CFA)**  
**Gitksan/Wet'suwet'en**

**Student FTE (K5 - 12, SS):** 14.250  
 K4 (not costed) 0.000  
**Total FTE:** 14.250  
**Total number of students:** 33  
**Total Includes Adults:** 31

**School Type:** Elem./Sec.  
**Age Category:** Adult

**Located in School District** 82  
**Block Rate for District:** \$7,507  
**District Enrolment:** 6,896

Coast Mountains

### Provincial and Federal Allocations for Operating Expenses

Provincial Funding Allocation:		Federal Funding Allocation:	
Base Funding	\$75,639	BSFF Unit Funding	\$72,903
Physical and Environmental Small Communities	\$6,724 \$235,750	Geographic Adjustment	\$7,290
		Small School Adjustment	\$1,823
		Administration	\$3,248
Transportation and Housing	\$4,476	Operations and Maintenance	\$17,770
		Transportation	\$14,799
Special Education	\$8,752	Special Education	\$20,038
ESL	\$1,864	Gathering Strength	\$11,705
Aboriginal Education	\$13,538	Other	\$11,161
Other	\$18,011		
<b>Total Operating: Provincial</b>	<b>\$364,753</b>	<b>Total Operating: Federal</b>	<b>\$160,736</b>
<b>Total Operating per FTE</b>	<b>\$25,597</b>	<b>Total Operating per FTE</b>	<b>\$11,280</b>

**Provincial - Federal Funding (Operating):** \$204,017

**Provincial - Federal per Student FTE:** \$14,317

<b>School No.</b>	<b>6103</b>	<b>Gitwangak Adult Program</b>
<b>Band No.:</b>	<b>536</b>	<b>GITWANGAK (CFNFA)</b>
<b>FNSA Region:</b>	<b>1</b>	<b>Gitksan/Wet'suwet'en</b>
<b>Student FTE (K5 - 12, SS):</b>	<b>16.125</b>	
K4 (not costed)	0.000	
Total FTE:	16.125	
Total number of students:	21	School Type: Secondary
Total Includes Adults:	19	Age Category: Adult
<b>Located in School District</b>	<b>82</b>	<b>Coast Mountains</b>
<b>Block Rate for District:</b>	<b>\$7,507</b>	
<b>District Enrolment:</b>	<b>6,896</b>	

**Provincial and Federal Allocations for Operating Expenses**

<b>Provincial Funding Allocation:</b>		<b>Federal Funding Allocation:</b>	
Base Funding	\$85,592	BSFF Unit Funding	\$82,496
Physical and Environmental Small Communities	\$7,609 \$278,000	Geographic Adjustment	\$12,374
		Small School Adjustment	\$4,125
		Administration	\$20,000
Transportation and Housing	\$5,064	Operations and Maintenance	\$28,267
		Transportation	\$4,754
Special Education	\$9,903	Special Education	\$20,699
ESL	\$2,109	Gathering Strength	\$12,199
Aboriginal Education	\$15,319	Other	\$33,100
Other	\$11,890		
<b>Total Operating: Provincial</b>	<b>\$415,486</b>	<b>Total Operating: Federal</b>	<b>\$218,014</b>
<b>Total Operating per FTE</b>	<b>\$25,767</b>	<b>Total Operating per FTE</b>	<b>\$13,520</b>

**Provincial - Federal Funding (Operating):** **\$197,472**

**Provincial - Federal per Student FTE:** **\$12,246**

**School No.** 6186 **Tl'azten Adult Learning Centre**  
**Band No.:** 617 **TL'AZT'EN NATION (CFA)**  
**FNSA Region:** 8 **Tsilqot'in/Carrier/Sekani**

**Student FTE (K5 - 12, SS):** 14.125  
 K4 (not costed) 0.000  
**Total FTE:** 14.125  
**Total number of students:** 44 **School Type:** Secondary  
**Total Includes Adults:** 43 **Age Category:** Adult

**Located in School District** 91 **Nechako Lakes**  
**Block Rate for District:** \$7,527  
**District Enrolment:** 5,106

**Provincial and Federal Allocations for Operating Expenses**

<b>Provincial Funding Allocation:</b>		<b>Federal Funding Allocation:</b>	
Base Funding	\$74,976	BSFF Unit Funding	\$72,264
Physical and Environmental Small Communities	\$8,675 \$184,750	Geographic Adjustment	\$7,949
		Small School Adjustment	\$1,807
		Administration	\$2,807
Transportation and Housing	\$7,371	Operations and Maintenance	\$38,032
		Transportation	\$6,713
Special Education	\$6,808	Special Education	\$20,038
ESL	\$499	Gathering Strength	\$11,705
Aboriginal Education	\$13,419	Other	\$23,725
Other	\$87,457		
<b>Total Operating: Provincial</b>	<b>\$383,954</b>	<b>Total Operating: Federal</b>	<b>\$185,039</b>
<b>Total Operating per FTE</b>	<b>\$27,183</b>	<b>Total Operating per FTE</b>	<b>\$13,100</b>

**Provincial - Federal Funding (Operating):** \$198,916

**Provincial - Federal per Student FTE:** \$14,083

<b>School No.</b>	<b>6334</b>	<b>Outma Squilxw Cultural</b>
<b>Band No.:</b>	<b>597</b>	<b>PENTICTON (CFA)</b>
<b>FNSA Region:</b>	<b>4</b>	<b>Kootenay/Okanagan</b>
<b>Student FTE (K5 - 12, SS):</b>	<b>26.000</b>	
K4 (not costed)	3.500	
<b>Total FTE:</b>	<b>29.500</b>	
<b>Total number of students:</b>	<b>33</b>	School Type: Elementary
<b>Total Includes Adults:</b>	<b>0</b>	Age Category: School Aged
<b>Located in School District</b>	<b>67</b>	Okanagan-Skaha
<b>Block Rate for District:</b>	<b>\$6,426</b>	
<b>District Enrolment:</b>	<b>7,435</b>	

**Provincial and Federal Allocations for Operating Expenses**

<b>Provincial Funding Allocation:</b>		<b>Federal Funding Allocation:</b>	
<b>Base Funding</b>	\$138,008	<b>BSFF Unit Funding</b>	\$133,016
Physical and Environmental	\$4,361	Geographic Adjustment	\$5,321
Small Communities	\$100,000	Small School Adjustment	\$6,651
		Administration	\$8,455
Transportation and Housing	\$2,855	Operations and Maintenance	\$21,442
Special Education	\$18,140	Transportation	\$13,829
ESL	\$0	Special Education	\$22,034
Aboriginal Education	\$24,700	Gathering Strength	\$13,582
Other	\$65,676	Other	\$13,054
<b>Total Operating: Provincial</b>	<b>\$353,740</b>	<b>Total Operating: Federal</b>	<b>\$237,384</b>
<b>Total Operating per FTE</b>	<b>\$13,605</b>	<b>Total Operating per FTE</b>	<b>\$9,130</b>

<b>Provincial - Federal Funding (Operating):</b>	<b>\$116,356</b>
<b>Provincial - Federal per Student FTE:</b>	<b>\$4,475</b>

**School No.** 6343 **George Manuel Institute**  
**Band No.:** 690 **NESKONLITH (CFA)**  
**FNSA Region:** 7 **Secwpmic/Stl'atl'imc/Nlaka'pamux**

**Student FTE (K5 - 12, SS):** 35.000  
 K4 (not costed) 0.000  
 Total FTE: 35.000  
 Total number of students: 40 School Type: Elem./Sec.  
 Total Includes Adults: 27 Age Category: Mixed Ages

**Located in School District** 73 Kamloops/Thompson  
**Block Rate for District:** \$6,743  
**District Enrolment:** 16,467

### Provincial and Federal Allocations for Operating Expenses

Provincial Funding Allocation:		Federal Funding Allocation:	
Base Funding	\$185,780	BSFF Unit Funding	\$179,060
Physical and Environmental Small Communities	\$4,477 \$440,688	Geographic Adjustment	\$19,697
Transportation and Housing	\$7,416	Small School Adjustment	\$4,477
Special Education	\$19,411	Administration	\$20,000
ESL	\$0	Operations and Maintenance Transportation	\$0 \$19,886
Aboriginal Education	\$33,250	Special Education	\$26,654
Other	\$28,111	Gathering Strength	\$16,646
<b>Total Operating: Provincial</b>	<b>\$719,133</b>	Other	\$57,732
<b>Total Operating per FTE</b>	<b>\$20,547</b>	<b>Total Operating: Federal</b>	<b>\$344,151</b>
		<b>Total Operating per FTE</b>	<b>\$9,833</b>

**Provincial - Federal Funding (Operating):** \$374,982

**Provincial - Federal per Student FTE:** \$10,714



**School No.** 6346 **Muskoti Learning Center**  
**Band No.:** 542 **SAULTEAU (CFA)**  
**FNSA Region:** 3 **Kaska/Dene/Tahltan/Tagish/Inland Tlingit**

**Student FTE (K5 - 12, SS):** 32.250  
 K4 (not costed) 0.000  
**Total FTE:** 32.250  
**Total number of students:** 41 **School Type:** Elem./Sec.  
**Total Includes Adults:** 36 **Age Category:** Adult

**Located in School District** 59 **Peace River South**  
**Block Rate for District:** \$8,032  
**District Enrolment:** 4,835

**Provincial and Federal Allocations for Operating Expenses**

<b>Provincial Funding Allocation:</b>		<b>Federal Funding Allocation:</b>	
Base Funding	\$171,183	BSFF Unit Funding	\$164,991
Physical and Environmental	\$15,954	Geographic Adjustment	\$24,749
Small Communities	\$345,000	Small School Adjustment	\$4,125
		Administration	\$20,000
Transportation and Housing	\$21,478	Operations and Maintenance	\$46,460
Special Education	\$27,414	Transportation	\$12,000
ESL	\$0	Special Education	\$25,993
Aboriginal Education	\$30,638	Gathering Strength	\$16,152
Other	\$22,863	Other	\$6,017
<b>Total Operating: Provincial</b>	<b>\$634,530</b>	<b>Total Operating: Federal</b>	<b>\$320,485</b>
<b>Total Operating per FTE</b>	<b>\$19,675</b>	<b>Total Operating per FTE</b>	<b>\$9,938</b>

**Provincial - Federal Funding (Operating):** \$314,045

**Provincial - Federal per Student FTE:** \$9,738

**School No.** 6612 **Stein Valley / N'lakapamux Schools**  
**Band No.:** 705 **Lytton (CFA)**  
**FNSA Region:** 7 **Secwpe mic/Stl'atl'imc/Nlaka'pamux**

**Student FTE (K5 - 12, SS):** 104.500  
 K4 (not costed) 7.500  
**Total FTE:** 112.000  
**Total number of students:** 120  
**Total Includes Adults:** 0

Independent School  
 School Type: Elem./Sec.  
 Age Category: School Aged

**Located in School District:** 74 Gold Trail  
**Block Rate for District:** \$8,602  
**District Enrolment:** 2,606

**Provincial and Federal Allocations for Operating Expenses**

<b>Provincial Funding Allocation:</b>		<b>Federal Funding Allocation:</b>	
<b>Base Funding</b>	\$554,686	<b>BSFF Unit Funding</b>	\$534,622
Physical and Environmental	\$72,442	Geographic Adjustment	\$58,808
Small Communities	\$463,800	Small School Adjustment	\$13,366
		Administration	\$18,661
Transportation and Housing	\$51,600	Operations and Maintenance	\$129,810
Special Education	\$70,752	Transportation	\$57,153
ESL	\$0	Special Education	\$48,638
Aboriginal Education	\$99,275	Gathering Strength	\$33,278
Other	\$50,202	Other	\$42,126
<b>Total Operating: Provincial</b>	<b>\$1,362,757</b>	<b>Total Operating: Federal</b>	<b>\$936,461</b>
<b>Total Operating per FTE</b>	<b>\$13,041</b>	<b>Total Operating per FTE</b>	<b>\$8,961</b>

**Provincial - Federal Funding (Operating):** \$426,296  
**Provincial - Federal per Student FTE:** \$4,079

**School No.** 6640 **Wagalus School**  
**Band No.:** 626 **KWAKIUTL (CFA)**  
**FNSA Region:** 5 **Kwaiutl/Heiltsuk/Nuxalk/Oweekeno**

**Student FTE (K5 - 12, SS):** 14.000  
 K4 (not costed) 5.000  
**Total FTE:** 19.000  
**Total number of students:** 24 **School Type:** Elementary  
**Total Includes Adults:** 0 **Age Category:** School Aged

**Located in School District:** 85 **Vancouver Island N.**  
**Block Rate for District:** \$8,263  
**District Enrolment:** 2,325

**Provincial and Federal Allocations for Operating Expenses**

<b>Provincial Funding Allocation:</b>		<b>Federal Funding Allocation:</b>	
Base Funding	\$74,312	BSFF Unit Funding	\$71,624
Physical and Environmental	\$11,912	Geographic Adjustment	\$4,297
Small Communities	\$100,000	Small School Adjustment	\$1,791
		Administration	\$14,737
Transportation and Housing	\$4,866	Operations and Maintenance	\$0
Special Education	\$14,805	Transportation	\$29,282
ESL	\$0	Special Education	\$15,740
Aboriginal Education	\$13,300	Gathering Strength	\$9,353
Other	\$9,724	Other	\$7,974
<b>Total Operating: Provincial</b>	<b>\$228,918</b>	<b>Total Operating: Federal</b>	<b>\$154,798</b>
<b>Total Operating per FTE</b>	<b>\$16,351</b>	<b>Total Operating per FTE</b>	<b>\$11,057</b>

**Provincial - Federal Funding (Operating):** \$74,120  
**Provincial - Federal per Student FTE:** \$5,294

**School No.** 6651 **Jean Marie Joseph Adult Centre**  
**Band No.:** 728 **YEKOOCHE (CFA)**  
**FNSA Region:** 8 **Tsilqot'in/Carrier/Sekani**

**Student FTE (K5 - 12, SS):** 16.250  
 K4 (not costed) 0.000  
**Total FTE:** 16.250  
**Total number of students:** 20 **School Type:** Secondary  
**Total Includes Adults:** 20 **Age Category:** Adult

**Located in School District:** 91 **Nechako Lakes**  
**Block Rate for District:** \$7,527  
**District Enrolment:** 5,106

**Provincial and Federal Allocations for Operating Expenses**

<b>Provincial Funding Allocation:</b>		<b>Federal Funding Allocation:</b>	
<b>Base Funding</b>	\$86,255	<b>BSFF Unit Funding</b>	\$83,135
Physical and Environmental	\$9,980	Geographic Adjustment	\$9,145
Small Communities	\$260,000	Small School Adjustment	\$4,157
		Administration	\$8,075
Transportation and Housing	\$8,480	Operations and Maintenance	\$58,519
Special Education	\$7,833	Transportation	\$10,374
ESL	\$574	Special Education	\$20,699
Aboriginal Education	\$15,438	Gathering Strength	\$12,199
Other	\$21,674	Other	\$8,502
<b>Total Operating: Provincial</b>	<b>\$410,233</b>	<b>Total Operating: Federal</b>	<b>\$214,805</b>
<b>Total Operating per FTE</b>	<b>\$25,245</b>	<b>Total Operating per FTE</b>	<b>\$13,219</b>

**Provincial - Federal Funding (Operating):** **\$195,428**

**Provincial - Federal per Student FTE:** **\$12,026**

**School No.** 6908 **First Nations Highschool (Hazelton)**  
**Band No.:** 531 **GITANMAAX (CFNFA)**  
**FNSA Region:** 1 **Gitksan/Wet'suwet'en**

**Student FTE (K5 - 12, SS):** 73.000  
 K4 (not costed) 0.000  
 Total FTE: 73.000  
 Total number of students: 73  
 Total Includes Adults: 62

School Type: Secondary  
 Age Category: Adult

Located in School District 82 Coast Mountains  
 Block Rate for District: \$7,507  
 District Enrolment: 6,896

**Provincial and Federal Allocations for Operating Expenses**

<b>Provincial Funding Allocation:</b>		<b>Federal Funding Allocation:</b>	
<b>Base Funding</b>	\$387,484	<b>BSFF Unit Funding</b>	\$373,468
Physical and Environmental	\$34,447	Geographic Adjustment	\$56,020
Small Communities	\$448,500	Small School Adjustment	\$0
		Administration	\$20,000
Transportation and Housing	\$22,928	Operations and Maintenance	\$127,966
Special Education	\$44,834	Transportation	\$21,522
ESL	\$9,548	Special Education	\$39,226
Aboriginal Education	\$69,350	Gathering Strength	\$26,032
Other	\$53,826	Other	\$74,981
<b>Total Operating: Provincial</b>	<b>\$1,070,917</b>	<b>Total Operating: Federal</b>	<b>\$739,216</b>
<b>Total Operating per FTE</b>	<b>\$14,670</b>	<b>Total Operating per FTE</b>	<b>\$10,126</b>

**Provincial - Federal Funding (Operating): \$331,701**

**Provincial - Federal per Student FTE: \$4,544**

**School No.** 6932 **GitGingolx Wilp Wiloxskw Adult**  
**Band No.:** 671 **KINCOLITH (CFA)**  
**FNSA Region:** 2 **Haida/Tsimshian/Haisla/Nisga'a**

**Student FTE (K5 - 12, SS):** 19.500  
 K4 (not costed) 0.000  
**Total FTE:** 19.500  
**Total number of students:** 22 **School Type:** Secondary  
**Total Includes Adults:** 22 **Age Category:** Adult

**Located in School District:** 92 **Nisga'a**  
**Block Rate for District:** \$12,104  
**District Enrolment:** 497

**Provincial and Federal Allocations for Operating Expenses**

<b>Provincial Funding Allocation:</b>		<b>Federal Funding Allocation:</b>	
<b>Base Funding</b>	\$103,506	<b>BSFF Unit Funding</b>	\$99,762
Physical and Environmental	\$40,585	Geographic Adjustment	\$29,929
Small Communities	\$357,000	Small School Adjustment	\$4,988
		Administration	\$20,000
Transportation and Housing	\$16,036	Operations and Maintenance	\$0
Special Education	\$24,745	Transportation	\$0
ESL	\$0	Special Education	\$21,692
Aboriginal Education	\$18,525	Gathering Strength	\$12,940
Other	\$12,719	Other	\$4,033
<b>Total Operating: Provincial</b>	<b>\$573,116</b>	<b>Total Operating: Federal</b>	<b>\$193,344</b>
<b>Total Operating per FTE</b>	<b>\$29,391</b>	<b>Total Operating per FTE</b>	<b>\$9,915</b>

**Provincial - Federal Funding (Operating):** **\$379,772**

**Provincial - Federal per Student FTE:** **\$19,475**

School No. 7114  
 Band No.: 723  
 FNSA Region: 7

**Rosie Seymour Elementary**  
 CANOE CREEK (CFA)  
 Secwpe mic/Stl'at'l'imc/Nlaka'pamux

Student FTE (K5 - 12, SS): 20.000  
 K4 (not costed) 0.000  
 Total FTE: 20.000  
 Total number of students: 20  
 Total Includes Adults: 0

School Type: Elementary  
 Age Category: School Aged

Located in School District 74  
 Block Rate for District: \$8,602  
 District Enrolment: 2,606

Gold Trail

**Provincial and Federal Allocations for Operating Expenses**

<b>Provincial Funding Allocation:</b>		<b>Federal Funding Allocation:</b>	
Base Funding	\$106,160	BSFF Unit Funding	\$102,320
Physical and Environmental Small Communities	\$13,864 \$100,000	Geographic Adjustment	\$11,255
Transportation and Housing	\$9,876	Small School Adjustment	\$5,116
Special Education	\$13,541	Administration	\$20,000
ESL	\$0	Operations and Maintenance	\$0
Aboriginal Education	\$19,000	Transportation	\$19,000
Other	\$19,587	Special Education	\$21,692
<b>Total Operating: Provincial</b>	<b>\$282,028</b>	Gathering Strength	\$12,940
<b>Total Operating per FTE</b>	<b>\$14,101</b>	Other	\$8,570
		<b>Total Operating: Federal</b>	<b>\$200,893</b>
		<b>Total Operating per FTE</b>	<b>\$10,045</b>

Provincial - Federal Funding (Operating): \$81,135

Provincial - Federal per Student FTE: \$4,057



**School No.** 7117 **Penticton Indian Band Education Centre**  
**Band No.:** 597 **PENTICTON (CFA)**  
**FNSA Region:** 4 **Kootenay/Okanagan**

**Student FTE (K5 - 12, SS):** 32.000  
 K4 (not costed) 0.000  
**Total FTE:** 32.000  
**Total number of students:** 34 **School Type:** Secondary  
**Total Includes Adults:** 25 **Age Category:** Mixed Ages

**Located in School District:** 67 **Okanagan-Skaha**  
**Block Rate for District:** \$6,426  
**District Enrolment:** 7,435

### Provincial and Federal Allocations for Operating Expenses

Provincial Funding Allocation:		Federal Funding Allocation:	
Base Funding	\$169,856	BSFF Unit Funding	\$163,712
Physical and Environmental	\$5,367	Geographic Adjustment	\$6,548
Small Communities	\$434,781	Small School Adjustment	\$8,186
		Administration	\$10,407
Transportation and Housing	\$3,514	Operations and Maintenance	\$26,390
Special Education	\$22,326	Transportation	\$17,021
ESL	\$0	Special Education	\$25,662
Aboriginal Education	\$30,400	Gathering Strength	\$15,905
Other	\$49,278	Other	\$85,835
<b>Total Operating: Provincial</b>	<b>\$715,522</b>	<b>Total Operating: Federal</b>	<b>\$359,666</b>
<b>Total Operating per FTE</b>	<b>\$22,360</b>	<b>Total Operating per FTE</b>	<b>\$11,240</b>

**Provincial - Federal Funding (Operating):** \$355,856

**Provincial - Federal per Student FTE:** \$11,121

**School No.** 7120 **Switzemalph Adult Learning Centre**  
**Band No.:** 684 **ADAMS LAKE (CFA)**  
**FNSA Region:** 7 **Secwpe mic/Stl'atl'imc/Nlaka'pamux**

**Student FTE (K5 - 12, SS):** 34.875  
 K4 (not costed) 0.000  
**Total FTE:** 34.875  
 Total number of students: 39 **School Type:** Secondary  
 Total Includes Adults: 39 **Age Category:** Adult

**Located in School District:** 83 **N. Okanagan-Shuswap**  
**Block Rate for District:** \$6,876  
**District Enrolment:** 8,175

**Provincial and Federal Allocations for Operating Expenses**

<b>Provincial Funding Allocation:</b>		<b>Federal Funding Allocation:</b>	
<b>Base Funding</b>	\$185,117	<b>BSFF Unit Funding</b>	\$178,421
Physical and Environmental	\$6,238	Geographic Adjustment	\$19,626
Small Communities	\$456,625	Small School Adjustment	\$8,921
		Administration	\$10,054
Transportation and Housing	\$11,305	Operations and Maintenance	\$34,784
Special Education	\$47,466	Transportation	\$12,917
ESL	\$0	Special Education	\$26,654
Aboriginal Education	\$33,131	Gathering Strength	\$16,646
Other	\$23,323	Other	\$20,498
<b>Total Operating: Provincial</b>	<b>\$763,205</b>	<b>Total Operating: Federal</b>	<b>\$328,522</b>
<b>Total Operating per FTE</b>	<b>\$21,884</b>	<b>Total Operating per FTE</b>	<b>\$9,420</b>

**Provincial - Federal Funding (Operating):** \$434,684  
**Provincial - Federal per Student FTE:** \$12,464

**School No.** 7136 **Takla Lake Adult Centre**  
**Band No.:** 608 **TAKLA LAKE (CFA)**  
**FNSA Region:** 8 **Tsilqot'in/Carrier/Sekani**

**Student FTE (K5 - 12, SS):** 22.125  
 K4 (not costed) 0.000  
**Total FTE:** 22.125  
**Total number of students:** 25 **School Type:** Secondary  
**Total Includes Adults:** 25 **Age Category:** Adult

**Located in School District:** 91 **Nechako Lakes**  
**Block Rate for District:** \$7,527  
**District Enrolment:** 5,106

### Provincial and Federal Allocations for Operating Expenses

Provincial Funding Allocation:		Federal Funding Allocation:	
<b>Base Funding</b>	\$117,440	<b>BSFF Unit Funding</b>	\$113,192
Physical and Environmental	\$13,588	Geographic Adjustment	\$33,957
Small Communities	\$252,750	Small School Adjustment	\$5,660
		Administration	\$7,329
Transportation and Housing	\$11,545	Operations and Maintenance	\$66,881
Special Education	\$10,665	Transportation	\$9,418
ESL	\$782	Special Education	\$22,684
Aboriginal Education	\$21,019	Gathering Strength	\$13,681
Other	\$16,682	Other	\$18,168
<b>Total Operating: Provincial</b>	<b>\$444,470</b>	<b>Total Operating: Federal</b>	<b>\$290,971</b>
<b>Total Operating per FTE</b>	<b>\$20,089</b>	<b>Total Operating per FTE</b>	<b>\$13,151</b>

**Provincial - Federal Funding (Operating):** \$153,499

**Provincial - Federal per Student FTE:** \$6,938

**School No.** 7326 **Ted Williams Memorial Learning Centre**  
**Band No.:** 607 **LAKE BABINE (CFNFA)**  
**FNSA Region:** 8 **Tsilqot'in/Carrier/Sekani**

**Student FTE (K5 - 12, SS):** 34.250  
 K4 (not costed) 0.000  
 Total FTE: 34.250  
 Total number of students: 35 School Type: Secondary  
 Total Includes Adults: 29 Age Category: Adult

Located in School District 91 Nechako Lakes  
 Block Rate for District: \$7,527  
 District Enrolment: 5,106

**Provincial and Federal Allocations for Operating Expenses**

<b>Provincial Funding Allocation:</b>		<b>Federal Funding Allocation:</b>	
<b>Base Funding</b>	\$181,799	<b>BSFF Unit Funding</b>	\$175,223
Physical and Environmental	\$21,034	Geographic Adjustment	\$19,275
Small Communities	\$454,938	Small School Adjustment	\$8,761
		Administration	\$8,328
Transportation and Housing	\$17,873	Operations and Maintenance	\$28,938
Special Education	\$16,509	Transportation	\$8,651
ESL	\$1,211	Special Education	\$26,654
Aboriginal Education	\$32,538	Gathering Strength	\$16,646
Other	\$38,381	Other	\$6,328
<b>Total Operating: Provincial</b>	<b>\$764,281</b>	<b>Total Operating: Federal</b>	<b>\$298,804</b>
<b>Total Operating per FTE</b>	<b>\$22,315</b>	<b>Total Operating per FTE</b>	<b>\$8,724</b>

**Provincial - Federal Funding (Operating): \$465,477**

**Provincial - Federal per Student FTE: \$13,591**

**School No.** 7331 **Waglisla Integrated Studies**  
**Band No.:** 538 **HEILTSUK (CFNFA)**  
**FNSA Region:** 5 **Kwaiutl/Heiltsuk/Nuxalk/Oweekeno**

**Student FTE (K5 - 12, SS):** 28.875  
 K4 (not costed) 0.000  
 Total FTE: 28.875  
 Total number of students: 36  
 Total Includes Adults: 32  
 School Type: Secondary  
 Age Category: Adult  
 Located in School District: 49  
 Block Rate for District: \$13,109  
 District Enrolment: 366  
 Central Coast

**Provincial and Federal Allocations for Operating Expenses**

<b>Provincial Funding Allocation:</b>		<b>Federal Funding Allocation:</b>	
<b>Base Funding</b>	\$153,269	<b>BSFF Unit Funding</b>	\$147,725
Physical and Environmental	\$74,305	Geographic Adjustment	\$99,714
Small Communities	\$421,469	Small School Adjustment	\$0
		Administration	\$1,916
Transportation and Housing	\$20,578	Operations and Maintenance	\$43,562
Special Education	\$64,969	Transportation	\$0
ESL	\$0	Special Education	\$24,669
Aboriginal Education	\$27,431	Gathering Strength	\$15,164
Other	\$34,866	Other	\$5,492
<b>Total Operating: Provincial</b>	<b>\$796,886</b>	<b>Total Operating: Federal</b>	<b>\$338,241</b>
<b>Total Operating per FTE</b>	<b>\$27,598</b>	<b>Total Operating per FTE</b>	<b>\$11,714</b>

**Provincial - Federal Funding (Operating):** \$458,644  
**Provincial - Federal per Student FTE:** \$15,884

**School No.** 7600 **Secwepemc Cultural Education Society**  
**Band No.:** 691 **NORTH THOMPSON (CFA)**  
**FNSA Region:** 7 **Secwepemc/Stl'atl'imc/Nlaka'pamux**

**Student FTE (K5 - 12, SS):** 16.750  
 K4 (not costed) 0.000  
 Total FTE: 16.750  
 Total number of students: 24 **School Type:** Secondary  
 Total Includes Adults: 24 **Age Category:** Adult

**Located in School District:** 73 **Kamloops/Thompson**  
**Block Rate for District:** \$6,743  
**District Enrolment:** 16,467

**Provincial and Federal Allocations for Operating Expenses**

<b>Provincial Funding Allocation:</b>		<b>Federal Funding Allocation:</b>	
<b>Base Funding</b>	\$88,909	<b>BSFF Unit Funding</b>	\$85,693
Physical and Environmental	\$2,143	Geographic Adjustment	\$9,426
Small Communities	\$328,000	Small School Adjustment	\$4,285
		Administration	\$6,802
Transportation and Housing	\$3,549	Operations and Maintenance	\$24,753
Special Education	\$9,289	Transportation	\$6,758
ESL	\$0	Special Education	\$20,699
Aboriginal Education	\$15,913	Gathering Strength	\$12,199
Other	\$18,607	Other	\$9,316
<b>Total Operating: Provincial</b>	<b>\$466,410</b>	<b>Total Operating: Federal</b>	<b>\$179,931</b>
<b>Total Operating per FTE</b>	<b>\$27,845</b>	<b>Total Operating per FTE</b>	<b>\$10,742</b>

**Provincial - Federal Funding (Operating):** \$286,479

**Provincial - Federal per Student FTE:** \$17,103

**School No.** 7636 **Lip'Alhye School**  
**Band No.:** 539 **NUXALK NATION (CFA)**  
**FNSA Region:** 5 **Kwaiutl/Heiltsuk/Nuxalk/Oweekeno**

**Student FTE (K5 - 12, SS):** 42.000  
 K4 (not costed) 0.000  
 Total FTE: 42.000  
 Total number of students: 42 School Type: Secondary  
 Total Includes Adults: 41 Age Category: Adult

Located in School District 49 Central Coast  
 Block Rate for District: \$13,109  
 District Enrolment: 366

**Provincial and Federal Allocations for Operating Expenses**

<b>Provincial Funding Allocation:</b>		<b>Federal Funding Allocation:</b>	
Base Funding	\$222,936	BSFF Unit Funding	\$214,872
Physical and Environmental	\$108,079	Geographic Adjustment	\$55,867
Small Communities	\$494,500	Small School Adjustment	\$5,372
		Administration	\$5,185
Transportation and Housing	\$29,932	Operations and Maintenance	\$57,548
Special Education	\$94,500	Transportation	\$19,187
ESL	\$0	Special Education	\$28,970
Aboriginal Education	\$39,900	Gathering Strength	\$18,375
Other	\$48,325	Other	\$41,462
<b>Total Operating: Provincial</b>	<b>\$1,038,172</b>	<b>Total Operating: Federal</b>	<b>\$446,838</b>
<b>Total Operating per FTE</b>	<b>\$24,718</b>	<b>Total Operating per FTE</b>	<b>\$10,639</b>

**Provincial - Federal Funding (Operating): \$591,335**  
**Provincial - Federal per Student FTE: \$14,079**



**School No.** 8101 **Kwadacha Dune Ty Centre**  
**Band No.:** 610 **KWADACHA (CFA)**  
**FNSA Region:** 3 **Kaska/Dene/Tahltan/Tagish/Inland Tlingit**

**Student FTE (K5 - 12, SS):** 25.000  
 K4 (not costed) 0.000  
 Total FTE: 25.000  
 Total number of students: 43  
 Total Includes Adults: 43  
 School Type: Elem./Sec.  
 Age Category: Adult

Located in School District 87 Stikine  
 Block Rate for District: \$16,416  
 District Enrolment: 328

**Provincial and Federal Allocations for Operating Expenses**

<b>Provincial Funding Allocation:</b>		<b>Federal Funding Allocation:</b>	
Base Funding	\$132,700	BSFF Unit Funding	\$127,900
Physical and Environmental	\$79,806	Geographic Adjustment	\$86,333
Small Communities	\$207,000	Small School Adjustment	\$3,198
		Administration	\$5,000
Transportation and Housing	\$25,554	Operations and Maintenance	\$26,431
Special Education	\$34,106	Transportation	\$13,673
ESL	\$171	Special Education	\$23,346
Aboriginal Education	\$23,750	Gathering Strength	\$14,176
Other	\$34,782	Other	\$21,472
<b>Total Operating: Provincial</b>	<b>\$537,869</b>	<b>Total Operating: Federal</b>	<b>\$321,527</b>
<b>Total Operating per FTE</b>	<b>\$21,515</b>	<b>Total Operating per FTE</b>	<b>\$12,861</b>

**Provincial - Federal Funding (Operating): \$216,341**

**Provincial - Federal per Student FTE: \$8,654**

School No. 8121  
 Band No.: 602  
 FNSEA Region: 4

A'Q'Amnik Elementary  
 St. Mary's (CFA)  
 Kootenay/Okanagan

Student FTE (K5 - 12, SS): 27.063  
 K4 (not costed) 0.000  
 Total FTE: 27.063  
 Total number of students: 28  
 Total Includes Adults: 0

Independent School  
 School Type: Elementary  
 Age Category: School Aged

Located in School District 5  
 Block Rate for District: \$7,018  
 District Enrolment: 6,552

Southeast Kootenay

### Provincial and Federal Allocations for Operating Expenses

Provincial Funding Allocation:		Federal Funding Allocation:	
Base Funding	\$143,650	BSFF Unit Funding	\$138,454
Physical and Environmental Small Communities	\$10,214 \$100,000	Geographic Adjustment	\$5,538
Transportation and Housing	\$6,035	Small School Adjustment	\$6,923
Special Education	\$20,577	Administration	\$20,000
ESL	\$0	Operations and Maintenance	\$39,654
Aboriginal Education	\$25,710	Transportation	\$4,590
Other	\$21,889	Special Education	\$23,614
<b>Total Operating: Provincial</b>	<b>\$328,075</b>	Gathering Strength	\$14,429
<b>Total Operating per FTE</b>	<b>\$12,123</b>	Other	\$15,838
		<b>Total Operating: Federal</b>	<b>\$269,040</b>
		<b>Total Operating per FTE</b>	<b>\$9,941</b>

Provincial - Federal Funding (Operating): \$59,034

Provincial - Federal per Student FTE: \$2,181

**School No.** 8141 **K'ay Skak Higher Learning Centre**  
**Band No.:** 607 **LAKE BABINE (CFNFA)**  
**FNSA Region:** 8 **Tsilqot'in/Carrier/Sekani**

**Student FTE (K5 - 12, SS):** 21.000  
 K4 (not costed) 0.000  
 Total FTE: 21.000  
 Total number of students: 21  
 Total Includes Adults: 0  
 School Type: Secondary  
 Age Category: School Aged

Located in School District 91 Nechako Lakes  
 Block Rate for District: \$7,527  
 District Enrolment: 5,106

**Provincial and Federal Allocations for Operating Expenses**

<b>Provincial Funding Allocation:</b>		<b>Federal Funding Allocation:</b>	
Base Funding	\$111,468	BSFF Unit Funding	\$107,436
Physical and Environmental	\$12,897	Geographic Adjustment	\$11,818
Small Communities	\$236,000	Small School Adjustment	\$5,372
		Administration	\$5,106
Transportation and Housing	\$10,958	Operations and Maintenance	\$17,743
Special Education	\$10,122	Transportation	\$5,305
ESL	\$742	Special Education	\$22,023
Aboriginal Education	\$19,950	Gathering Strength	\$13,187
Other	\$15,834	Other	\$41,902
<b>Total Operating: Provincial</b>	<b>\$417,971</b>	<b>Total Operating: Federal</b>	<b>\$229,891</b>
<b>Total Operating per FTE</b>	<b>\$19,903</b>	<b>Total Operating per FTE</b>	<b>\$10,947</b>

**Provincial - Federal Funding (Operating): \$188,080**

**Provincial - Federal per Student FTE: \$8,956**

**School No.** 8144 **Na Aksa Gila Kyew Learning Centre**  
**Band No.:** 681 **Kitsumkalum (CFA)**  
**FNSA Region:** 2 **Haida/Tsimshian/Haisla/Nisga'a**

**Student FTE (K5 - 12, SS):** 15.750  
 K4 (not costed) 0.000  
 Total FTE: 15.750  
 Total number of students: 18  
 Total Includes Adults: 9  
 School Type: Elem./Sec.  
 Age Category: Mixed Ages

**Located in School District:** 82 **Coast Mountains**  
**Block Rate for District:** \$7,507  
**District Enrolment:** 6,896

**Provincial and Federal Allocations for Operating Expenses**

<b>Provincial Funding Allocation:</b>		<b>Federal Funding Allocation:</b>	
Base Funding	\$83,601	BSFF Unit Funding	\$80,577
Physical and Environmental Small Communities	\$7,432 \$211,000	Geographic Adjustment	\$4,835
		Small School Adjustment	\$4,029
		Administration	\$20,000
Transportation and Housing	\$4,947	Operations and Maintenance Transportation	\$0 \$0
Special Education	\$9,673	Special Education	\$20,368
ESL	\$2,060	Gathering Strength	\$11,952
Aboriginal Education	\$14,963	Other	\$3,450
Other	\$11,613		
<b>Total Operating: Provincial</b>	<b>\$345,289</b>	<b>Total Operating: Federal</b>	<b>\$145,211</b>
<b>Total Operating per FTE</b>	<b>\$21,923</b>	<b>Total Operating per FTE</b>	<b>\$9,220</b>

**Provincial - Federal Funding (Operating):** \$200,078

**Provincial - Federal per Student FTE:** \$12,703

**School No.** 8162 **Tlesqox Elementary**  
**Band No.:** 718 **Toosey (CFA)**  
**FNSA Region:** 8 **Tsilqot'in/Carrier/Sekani**

**Student FTE (K5 - 12, SS):** 9.500  
 K4 (not costed) 0.000  
 Total FTE: 9.500  
 Total number of students: 10  
 Total Includes Adults: 0

School Type: Elementary  
 Age Category: School Aged

Located in School District: 27 Cariboo-Chilcotin  
 Block Rate for District: \$7,346  
 District Enrolment: 7,182

**Provincial and Federal Allocations for Operating Expenses**

<b>Provincial Funding Allocation:</b>		<b>Federal Funding Allocation:</b>	
Base Funding	\$50,426	BSFF Unit Funding	\$48,602
Physical and Environmental Small Communities	\$3,974 \$100,000	Geographic Adjustment	\$5,346
		Small School Adjustment	\$2,430
		Administration	\$0
Transportation and Housing	\$5,553	Operations and Maintenance	\$10,561
Special Education	\$2,235	Transportation	\$20,750
ESL	\$0	Special Education	\$18,383
Aboriginal Education	\$9,025	Gathering Strength	\$10,470
Other	\$6,001	Other	\$2,478
<b>Total Operating: Provincial</b>	<b>\$177,213</b>	<b>Total Operating: Federal</b>	<b>\$119,021</b>
<b>Total Operating per FTE</b>	<b>\$18,654</b>	<b>Total Operating per FTE</b>	<b>\$12,528</b>

**Provincial - Federal Funding (Operating):** \$58,193  
**Provincial - Federal per Student FTE:** \$6,126

**School No.** 8778  
**Band No.:** 543  
**FNSA Region:** 3

**Chalo School**  
**FORT NELSON (CFA)**  
**Kaska/Dene/Tahltan/Tagish/Inland Tlingit**

**Student FTE (K5 - 12, SS):** 87.500  
 K4 (not costed) 6.000  
**Total FTE:** 93.500  
**Total number of students:** 108  
**Total Includes Adults:** 0

**School Type:** Elem./Sec.  
**Age Category:** School Aged

**Located in School District:** 81  
**Block Rate for District:** \$7,773  
**District Enrolment:** 1,205

Fort Nelson

### Provincial and Federal Allocations for Operating Expenses

#### Provincial Funding Allocation:

<b>Base Funding</b>	\$464,450
Physical and Environmental Small Communities	\$102,504 \$165,900
Transportation and Housing	\$28,493
Special Education ESL Aboriginal Education	\$22,183 \$0 \$83,125
Other	\$63,087
<b>Total Operating: Provincial</b>	<b>\$929,742</b>
<b>Total Operating per FTE</b>	<b>\$10,626</b>

#### Federal Funding Allocation:

<b>BSFF Unit Funding</b>	\$447,650
Geographic Adjustment Small School Adjustment Administration	\$44,765 \$11,191 \$18,717
Operations and Maintenance Transportation	\$111,969 \$37,190
Special Education	\$43,211
Gathering Strength	\$29,216
Other	\$17,611
<b>Total Operating: Federal</b>	<b>\$761,520</b>
<b>Total Operating per FTE</b>	<b>\$8,703</b>

**Provincial - Federal Funding (Operating):** \$168,222

**Provincial - Federal per Student FTE:** \$1,923

**School No.** 8801 **Fort Babine Elementary**  
**Band No.:** 607 **LAKE BABINE (CFNFA)**  
**FNSA Region:** 8 **Tsilqot'in/Carrier/Sekani**

**Student FTE (K5 - 12, SS):** 12.000  
 K4 (not costed) 0.000  
**Total FTE:** 12.000  
**Total number of students:** 12 **School Type:** Elementary  
**Total Includes Adults:** 0 **Age Category:** School Aged

**Located in School District:** 91 **Nechako Lakes**  
**Block Rate for District:** \$7,527  
**District Enrolment:** 5,106

### Provincial and Federal Allocations for Operating Expenses

Provincial Funding Allocation:		Federal Funding Allocation:	
Base Funding	\$63,696	BSFF Unit Funding	\$61,392
Physical and Environmental	\$7,370	Geographic Adjustment	\$6,753
Small Communities	\$100,000	Small School Adjustment	\$3,070
		Administration	\$2,918
Transportation and Housing	\$6,262	Operations and Maintenance	\$10,139
Special Education	\$5,784	Transportation	\$3,031
ESL	\$424	Special Education	\$19,045
Aboriginal Education	\$11,400	Gathering Strength	\$10,964
Other	\$29,749	Other	\$2,867
<b>Total Operating: Provincial</b>	<b>\$224,685</b>	<b>Total Operating: Federal</b>	<b>\$120,179</b>
<b>Total Operating per FTE</b>	<b>\$18,724</b>	<b>Total Operating per FTE</b>	<b>\$10,015</b>

**Provincial - Federal Funding (Operating):** \$104,506

**Provincial - Federal per Student FTE:** \$8,709



**School No.** 8860 **Neqweyqwelsten School**  
**Band No.:** 691 **NORTH THOMPSON (CFA)**  
**FNSA Region:** 7 **Secwpe mic/Stl'atl'imc/Nlaka'pamux**

**Student FTE (K5 - 12, SS):** 31.000  
 K4 (not costed) 1.500  
**Total FTE:** 32.500  
**Total number of students:** 34  
**Total Includes Adults:** 0  
 School Type: Elementary  
 Age Category: School Aged

**Located in School District:** 73 Kamloops/Thompson  
**Block Rate for District:** \$6,743  
**District Enrolment:** 16,467

**Provincial and Federal Allocations for Operating Expenses**

<b>Provincial Funding Allocation:</b>		<b>Federal Funding Allocation:</b>	
<b>Base Funding</b>	\$164,548	<b>BSFF Unit Funding</b>	\$158,596
Physical and Environmental	\$3,966	Geographic Adjustment	\$17,446
Small Communities	\$100,000	Small School Adjustment	\$7,930
		Administration	\$12,589
Transportation and Housing	\$6,569	Operations and Maintenance	\$45,812
Special Education	\$17,192	Transportation	\$12,507
ESL	\$0	Special Education	\$24,793
Aboriginal Education	\$29,450	Gathering Strength	\$15,406
Other	\$23,103	Other	\$16,390
<b>Total Operating: Provincial</b>	<b>\$344,828</b>	<b>Total Operating: Federal</b>	<b>\$311,469</b>
<b>Total Operating per FTE</b>	<b>\$11,123</b>	<b>Total Operating per FTE</b>	<b>\$10,047</b>

**Provincial - Federal Funding (Operating):** \$33,359  
**Provincial - Federal per Student FTE:** \$1,076

**School No.** 9045 **Head of the Lake School**  
**Band No.:** 562 **SKATIN (CFA)**  
**FNSA Region:** 7 **Secwepemic/Stl'atl'imc/Nlaka'pamux**

**Student FTE (K5 - 12, SS):** 42.000  
 K4 (not costed) 0.000  
 Total FTE: 42.000  
 Total number of students: 42  
 Total Includes Adults: 0  
 School Type: Elem./Sec.  
 Age Category: School Aged

Located in School District 78 Fraser-Cascade  
 Block Rate for District: \$7,407  
 District Enrolment: 2,302

### Provincial and Federal Allocations for Operating Expenses

Provincial Funding Allocation:		Federal Funding Allocation:	
Base Funding	\$222,936	BSFF Unit Funding	\$214,872
Physical and Environmental	\$23,319	Geographic Adjustment	\$48,346
Small Communities	\$154,000	Small School Adjustment	\$10,744
		Administration	\$20,000
Transportation and Housing	\$12,928	Operations and Maintenance	\$35,776
Special Education	\$9,566	Transportation	\$22,233
ESL	\$0	Special Education	\$28,970
Aboriginal Education	\$39,900	Gathering Strength	\$18,375
Other	\$26,980	Other	\$7,533
<b>Total Operating: Provincial</b>	<b>\$489,629</b>	<b>Total Operating: Federal</b>	<b>\$406,849</b>
<b>Total Operating per FTE</b>	<b>\$11,658</b>	<b>Total Operating per FTE</b>	<b>\$9,687</b>

**Provincial - Federal Funding (Operating):** \$82,780  
**Provincial - Federal per Student FTE:** \$1,971

**School No.** 9067 **Coldwater Resource Tech**  
**Band No.:** 693 **COLDWATER (CFA)**  
**FNSA Region:** 7 **Secwpepic/Stl'atl'imc/Nlaka'pamux**

**Student FTE (K5 - 12, SS):** 15.000  
 K4 (not costed) 0.000  
**Total FTE:** 15.000  
**Total number of students:** 15 **School Type:** Secondary  
**Total Includes Adults:** 0 **Age Category:** School Aged

**Located in School District:** 58 **Nicola-Similkameen**  
**Block Rate for District:** \$7,109  
**District Enrolment:** 2,934

**Provincial and Federal Allocations for Operating Expenses**

<b>Provincial Funding Allocation:</b>		<b>Federal Funding Allocation:</b>	
<b>Base Funding</b>	\$79,620	<b>BSFF Unit Funding</b>	\$76,740
Physical and Environmental	\$7,349	Geographic Adjustment	\$4,604
Small Communities	\$210,000	Small School Adjustment	\$3,837
		Administration	\$6,186
Transportation and Housing	\$3,869	Operations and Maintenance	\$31,969
Special Education	\$11,683	Transportation	\$12,291
ESL	\$0	Special Education	\$20,038
Aboriginal Education	\$14,250	Gathering Strength	\$11,705
Other	\$8,555	Other	\$3,333
<b>Total Operating: Provincial</b>	<b>\$335,325</b>	<b>Total Operating: Federal</b>	<b>\$170,702</b>
<b>Total Operating per FTE</b>	<b>\$22,355</b>	<b>Total Operating per FTE</b>	<b>\$11,380</b>

**Provincial - Federal Funding (Operating):** \$164,623

**Provincial - Federal per Student FTE:** \$10,975

**School No.** 9137 **Coldwater School**  
**Band No.:** 693 **COLDWATER (CFA)**  
**FNSA Region:** 7 **Secwepemic/Stl'atl'imc/Nlaka'pamux**

**Student FTE (K5 - 12, SS):** 30.500  
 K4 (not costed) 3.000  
**Total FTE:** 33.500  
**Total number of students:** 39 **School Type:** Elementary  
**Total Includes Adults:** 0 **Age Category:** School Aged

**Located in School District:** 58 **Nicola-Similkameen**  
**Block Rate for District:** \$7,109  
**District Enrolment:** 2,934

**Provincial and Federal Allocations for Operating Expenses**

<b>Provincial Funding Allocation:</b>		<b>Federal Funding Allocation:</b>	
<b>Base Funding</b>	\$161,894	<b>BSFF Unit Funding</b>	\$156,038
Physical and Environmental	\$14,943	Geographic Adjustment	\$9,362
Small Communities	\$100,000	Small School Adjustment	\$7,802
		Administration	\$12,577
Transportation and Housing	\$7,866	Operations and Maintenance	\$65,003
Special Education	\$23,755	Transportation	\$24,991
ESL	\$0	Special Education	\$23,966
Aboriginal Education	\$28,975	Gathering Strength	\$14,930
Other	\$28,408	Other	\$5,744
<b>Total Operating: Provincial</b>	<b>\$365,842</b>	<b>Total Operating: Federal</b>	<b>\$320,414</b>
<b>Total Operating per FTE</b>	<b>\$11,995</b>	<b>Total Operating per FTE</b>	<b>\$10,505</b>

**Provincial - Federal Funding (Operating):** \$45,428

**Provincial - Federal per Student FTE:** \$1,489

School No. 9142  
 Band No.: 595  
 FNSA Region: 6

Sk'il' Mountain Community School  
 SETON LAKE (CFA)  
 Nu-chah-nulth/Coast Salish

Student FTE (K5 - 12, SS): 75.250  
 K4 (not costed) 2.000  
 Total FTE: 77.250  
 Total number of students: 82  
 Total Includes Adults: 7

School Type: Elem./Sec.  
 Age Category: School Aged

Located in School District 48  
 Block Rate for District: \$6,818  
 District Enrolment: 4,453

Howe Sound

**Provincial and Federal Allocations for Operating Expenses**

Provincial Funding Allocation:		Federal Funding Allocation:	
Base Funding	\$399,427	BSFF Unit Funding	\$384,979
Physical and Environmental	\$21,569	Geographic Adjustment	\$42,348
Small Communities	\$479,125	Small School Adjustment	\$9,624
		Administration	\$19,482
Transportation and Housing	\$12,848	Operations and Maintenance	\$208,859
Special Education	\$53,026	Transportation	\$116,965
ESL	\$0	Special Education	\$39,177
Aboriginal Education	\$71,488	Gathering Strength	\$26,080
Other	\$51,304	Other	\$48,898
<b>Total Operating: Provincial</b>	<b>\$1,088,786</b>	<b>Total Operating: Federal</b>	<b>\$896,413</b>
<b>Total Operating per FTE</b>	<b>\$14,469</b>	<b>Total Operating per FTE</b>	<b>\$11,912</b>

Provincial - Federal Funding (Operating): \$192,373

Provincial - Federal per Student FTE: \$2,556

**School No.** 9278 **Blueberry Band School**  
**Band No.:** 547 **BLUEBERRY (CFA)**  
**FNSA Region:** 3 **Kaska/Dene/Tahltan/Tagish/Inland Tlingit**

**Student FTE (K5 - 12, SS):** 11.000  
 K4 (not costed) 2.500  
 Total FTE: 13.500  
 Total number of students: 16  
 Total Includes Adults: 0  
 School Type: Elementary  
 Age Category: School Aged

Located in School District 60 Peace River North  
 Block Rate for District: \$6,984  
 District Enrolment: 5,747

**Provincial and Federal Allocations for Operating Expenses**

<b>Provincial Funding Allocation:</b>		<b>Federal Funding Allocation:</b>	
Base Funding	\$58,388	BSFF Unit Funding	\$56,276
Physical and Environmental	\$4,233	Geographic Adjustment	\$8,441
Small Communities	\$100,000	Small School Adjustment	\$2,814
		Administration	\$16,296
Transportation and Housing	\$5,319	Operations and Maintenance	\$63,384
Special Education	\$2,501	Transportation	\$7,779
ESL	\$2,751	Special Education	\$16,057
Aboriginal Education	\$10,450	Gathering Strength	\$9,336
Other	\$19,073	Other	\$24,814
<b>Total Operating: Provincial</b>	<b>\$202,714</b>	<b>Total Operating: Federal</b>	<b>\$205,199</b>
<b>Total Operating per FTE</b>	<b>\$18,429</b>	<b>Total Operating per FTE</b>	<b>\$18,654</b>

**Provincial - Federal Funding (Operating):** **-\$2,485**

**Provincial - Federal per Student FTE:** **-\$226**

<b>School No.</b>	<b>9280</b>	<b>Nagwunt'oo School</b>
<b>Band No.:</b>	<b>722</b>	<b>ULKATCHO (CFA)</b>
<b>FNSA Region:</b>	<b>8</b>	<b>Tsilqot'in/Carrier/Sekani</b>
<b>Student FTE (K5 - 12, SS):</b>	<b>13.000</b>	
K4 (not costed)	4.500	
Total FTE:	17.500	
Total number of students:	22	School Type: Elementary
Total Includes Adults:	0	Age Category: School Aged
<b>Located in School District</b>	<b>27</b>	<b>Cariboo-Chilcotin</b>
<b>Block Rate for District:</b>	<b>\$7,346</b>	
<b>District Enrolment:</b>	<b>7,182</b>	

### Provincial and Federal Allocations for Operating Expenses

Provincial Funding Allocation:		Federal Funding Allocation:	
Base Funding	\$69,004	BSFF Unit Funding	\$66,508
Physical and Environmental Small Communities	\$5,438 \$100,000	Geographic Adjustment	\$17,292
		Small School Adjustment	\$3,325
		Administration	\$14,857
Transportation and Housing	\$7,599	Operations and Maintenance	\$63,795
		Transportation	\$16,438
Special Education	\$3,058	Special Education	\$15,622
ESL	\$0	Gathering Strength	\$9,246
Aboriginal Education	\$12,350	Other	\$19,315
Other	\$23,632		
<b>Total Operating: Provincial</b>	<b>\$221,080</b>	<b>Total Operating: Federal</b>	<b>\$226,399</b>
<b>Total Operating per FTE</b>	<b>\$17,006</b>	<b>Total Operating per FTE</b>	<b>\$17,415</b>

Provincial - Federal Funding (Operating): -\$5,318

Provincial - Federal per Student FTE: -\$409



**School No. 9294**                      **Stu'ate Lelum Secondary**  
**Band No.: 641**                         **CHEMAINUS (CFA)**  
**FNSA Region: 6**                         **Nu-chah-nulth/Coast Salish**

**Student FTE (K5 - 12, SS): 123.000**  
 K4 (not costed) 0.000  
**Total FTE: 123.000**                      Independent School  
**Total number of students: 123**                      School Type: Secondary  
**Total Includes Adults: 87**                      Age Category: Mixed Ages

**Located in School District 68**                      Nanaimo-Ladysmith  
**Block Rate for District: \$6,291**  
**District Enrolment: 16,114**

**Provincial and Federal Allocations for Operating Expenses**

<b>Provincial Funding Allocation:</b>		<b>Federal Funding Allocation:</b>	
<b>Base Funding</b>	<b>\$652,884</b>	<b>BSFF Unit Funding</b>	<b>\$629,268</b>
Physical and Environmental	\$8,422	Geographic Adjustment	\$25,171
Small Communities	\$494,750	Small School Adjustment	\$0
		Administration	\$20,000
Transportation and Housing	\$9,564	Operations and Maintenance	\$17,623
Special Education	\$114,986	Transportation	\$59,610
ESL	\$56,343	Special Education	\$55,768
Aboriginal Education	\$116,850	Gathering Strength	\$38,383
Other	\$73,022	Other	\$126,498
<b>Total Operating: Provincial</b>	<b>\$1,526,821</b>	<b>Total Operating: Federal</b>	<b>\$972,321</b>
<b>Total Operating per FTE</b>	<b>\$12,413</b>	<b>Total Operating per FTE</b>	<b>\$7,905</b>

**Provincial - Federal Funding (Operating): \$554,500**  
**Provincial - Federal per Student FTE: \$4,508**

**School No.** 9338 **Ya Thuy Thut Training Centre**  
**Band No.:** 642 **COWICHAN (CFA)**  
**FNSA Region:** 6 **Nu-chah-nuulth/Coast Salish**

**Student FTE (K5 - 12, SS):** 53.000  
 K4 (not costed) 0.000  
**Total FTE:** 53.000  
 Total number of students: 53 **School Type:** Secondary  
 Total Includes Adults: 46 **Age Category:** Adult

**Located in School District:** 79 **Cowichan Valley**  
**Block Rate for District:** \$6,502  
**District Enrolment:** 9,827

**Provincial and Federal Allocations for Operating Expenses**

<b>Provincial Funding Allocation:</b>		<b>Federal Funding Allocation:</b>	
<b>Base Funding</b>	\$281,324	<b>BSFF Unit Funding</b>	\$271,148
Physical and Environmental	\$7,371	Geographic Adjustment	\$10,846
Small Communities	\$398,500	Small School Adjustment	\$0
		Administration	\$9,021
Transportation and Housing	\$11,909	Operations and Maintenance	\$7,258
Special Education	\$27,315	Transportation	\$49,896
ESL	\$10,099	Special Education	\$32,609
Aboriginal Education	\$50,350	Gathering Strength	\$21,092
Other	\$33,804	Other	\$33,422
<b>Total Operating: Provincial</b>	<b>\$820,672</b>	<b>Total Operating: Federal</b>	<b>\$435,292</b>
<b>Total Operating per FTE</b>	<b>\$15,484</b>	<b>Total Operating per FTE</b>	<b>\$8,213</b>

**Provincial - Federal Funding (Operating):** **\$385,380**

**Provincial - Federal per Student FTE:** **\$7,271**

**School No.** 9376 **Bonaparte School**  
**Band No.:** 686 **BONAPARTE (CFA)**  
**FNSA Region:** 7 **Secwpe mic/Stl'atl'imc/Nlaka'pamux**

**Student FTE (K5 - 12, SS):** 7.000  
 K4 (not costed) 0.000  
**Total FTE:** 7.000  
 Total number of students: 7 **School Type:** Elementary  
 Total Includes Adults: 0 **Age Category:** School Aged

**Located in School District:** 74 **Gold Trail**  
**Block Rate for District:** \$8,602  
**District Enrolment:** 2,606

**Provincial and Federal Allocations for Operating Expenses**

<b>Provincial Funding Allocation:</b>		<b>Federal Funding Allocation:</b>	
<b>Base Funding</b>	\$37,156	<b>BSFF Unit Funding</b>	\$35,812
Physical and Environmental	\$4,853	Geographic Adjustment	\$3,939
Small Communities	\$100,000	Small School Adjustment	\$1,791
		Administration	\$0
Transportation and Housing	\$3,456	Operations and Maintenance	\$10,240
Special Education	\$4,739	Transportation	\$12,842
ESL	\$0	Special Education	\$17,391
Aboriginal Education	\$6,650	Gathering Strength	\$9,729
Other	\$18,942	Other	\$9,589
<b>Total Operating: Provincial</b>	<b>\$175,796</b>	<b>Total Operating: Federal</b>	<b>\$101,333</b>
<b>Total Operating per FTE</b>	<b>\$25,114</b>	<b>Total Operating per FTE</b>	<b>\$14,476</b>

**Provincial - Federal Funding (Operating):** \$74,463  
**Provincial - Federal per Student FTE:** \$10,638

**School No.** 9837 **Sensisyusten House of Learning**  
**Band No.:** 601 **WESTBANK (CFA)**  
**FNSA Region:** 4 **Kootenay/Okanagan**

**Student FTE (K5 - 12, SS):** 43.000  
 K4 (not costed) 6.500  
**Total FTE:** 49.500 Independent School  
**Total number of students:** 56 School Type: Elementary  
**Total Includes Adults:** 0 Age Category: School Aged

**Located in School District:** 23 Central Okanagan  
**Block Rate for District:** \$5,948  
**District Enrolment:** 21,941

**Provincial and Federal Allocations for Operating Expenses**

<b>Provincial Funding Allocation:</b>		<b>Federal Funding Allocation:</b>	
<b>Base Funding</b>	\$228,244	<b>BSFF Unit Funding</b>	\$219,988
Physical and Environmental	\$2,488	Geographic Adjustment	\$13,199
Small Communities	\$100,000	Small School Adjustment	\$5,500
		Administration	\$17,374
Transportation and Housing	\$4,712	Operations and Maintenance	\$38,599
Special Education	\$40,772	Transportation	\$21,949
ESL	\$0	Special Education	\$27,465
Aboriginal Education	\$40,850	Gathering Strength	\$17,679
Other	\$62,433	Other	\$34,614
<b>Total Operating: Provincial</b>	<b>\$479,499</b>	<b>Total Operating: Federal</b>	<b>\$396,367</b>
<b>Total Operating per FTE</b>	<b>\$11,151</b>	<b>Total Operating per FTE</b>	<b>\$9,218</b>

**Provincial - Federal Funding (Operating):** \$83,132  
**Provincial - Federal per Student FTE:** \$1,933

**School No.** - 9914                      **Sen\*Pok\*Chin**  
**Band No.:** 596                              **OSOYOOS (CFA)**  
**FNSA Region:** 4                              **Kootenay/Okanagan**

**Student FTE (K5 - 12, SS):** 32.000  
 K4 (not costed) 2.000  
**Total FTE:** 34.000                      Independent School  
**Total number of students:** 36                      School Type: Elem./Sec.  
**Total Includes Adults:** 0                      Age Category: School Aged

**Located in School District** 53                      Okanagan Similkameen  
**Block Rate for District:** \$6,925  
**District Enrolment:** 2,993

**Provincial and Federal Allocations for Operating Expenses**

<b>Provincial Funding Allocation:</b>		<b>Federal Funding Allocation:</b>	
<b>Base Funding</b>	\$169,856	<b>BSFF Unit Funding</b>	\$163,712
Physical and Environmental	\$15,032	Geographic Adjustment	\$6,548
Small Communities	\$142,000	Small School Adjustment	\$8,186
		Administration	\$18,824
Transportation and Housing	\$8,069	Operations and Maintenance	\$53,388
Special Education	\$19,659	Transportation	\$7,748
ESL	\$0	Special Education	\$24,775
Aboriginal Education	\$30,400	Gathering Strength	\$15,434
Other	\$18,932	Other	\$37,005
<b>Total Operating: Provincial</b>	<b>\$403,948</b>	<b>Total Operating: Federal</b>	<b>\$335,619</b>
<b>Total Operating per FTE</b>	<b>\$12,623</b>	<b>Total Operating per FTE</b>	<b>\$10,488</b>

**Provincial - Federal Funding (Operating):** \$68,328

**Provincial - Federal per Student FTE:** \$2,135

---

**Appendix G**  
**Independent School Funding for First Nations Schools**

---

<b>School No.</b>	<b>1265</b>	<b>Sxoxomic Community School</b>
<b>Band No.:</b>	<b>711</b>	<b>ESKETEMC (CFA)</b>
<b>FNSA Region:</b>	<b>8</b>	<b>Tsilqot'in/Carrier/Sekani</b>
<b>Student FTE (K5 - 12, SS):</b>	<b>67.000</b>	
K4 (not costed)	2.500	
<b>Total FTE:</b>	<b>69.500</b>	
Total number of students:	72	School Type: Elem./Sec.
Total Includes Adults:	3	Age Category: School Aged
<b>Located in School District</b>	<b>27</b>	<b>Cariboo-Chilcotin</b>
<b>Block Rate for District:</b>	<b>\$7,346</b>	
<b>District Enrolment:</b>	<b>7,182</b>	

**Independent School Funding Formula:**

<b>Independent School Funding Formula:</b>			
Unit Funding	\$7,346	\$492,182	<b>\$492,182</b>
<b>Other Sources</b>			
School Evaluation		\$2,000	
FNESC Support		\$3,722	
Co-op Program		\$0	
Gathering Strength:			
— Stay in School		\$4,930	
— Capacity Building		\$14,521	
— Integrating Services		\$4,930	
Federal Special Education		\$36,858	
<b>Total</b>			<b>\$66,962</b>
<b>Total Operating: Independent School</b>			<b>\$559,144</b>
<b>Total Operating / Student FTE</b>		<b>\$8,345</b>	
<b>Total Operating: Provincial</b>			<b>\$979,957</b>
<b>Total Operating: Federal</b>			<b>\$693,203</b>



<b>School No.</b>	<b>1266</b>	<b>Gitanyow Independent School</b>
<b>Band No.:</b>	<b>537</b>	<b>GITANYOW (CFNFA)</b>
<b>FNSA Region:</b>	<b>1</b>	<b>Gitksan/Wet'suwet'en</b>

<b>Student FTE (K5 - 12, SS):</b>	<b>46.000</b>	
K4 (not costed)	5.500	
<b>Total FTE:</b>	<b>51.500</b>	
Total number of students:	57	School Type: Elem./Sec.
Total Includes Adults:	13	Age Category: School Aged
<b>Located In School District</b>	<b>82</b>	<b>Coast Mountains</b>
<b>Block Rate for District:</b>	<b>\$7,507</b>	
<b>District Enrolment:</b>	<b>6,896</b>	

**Independent School Funding Formula:**

<b>Independent School Funding Formula:</b>			
Unit Funding	\$7,507	\$345,322	\$345,322
<b>Other Sources</b>			
School Evaluation		\$2,000	
FNESC Support		\$2,556	
Co-op Program		\$0	
Gathering Strength:			
— Stay in School		\$3,738	
— Capacity Building		\$11,143	
— Integrating Services		\$3,738	
Federal Special Education		\$28,831	
<b>Total</b>			<b>\$52,006</b>
<b>Total Operating: Independent School</b>			<b>\$397,328</b>
<b>Total Operating / Student FTE</b>		<b>\$8,638</b>	
<b>Total Operating: Provincial</b>			<b>\$586,208</b>
<b>Total Operating: Federal</b>			<b>\$492,606</b>

**School No.** 1267  
**Band No.:** 535  
**FNSA Region:** 1

**Gitsegukla Elementary**  
**GITSEGUKLA (CFA)**  
**Gitksan/Wet'suwet'en**

<b>Student FTE (K5 - 12, SS):</b>	<b>84.000</b>	
K4 (not costed)	1.500	
<b>Total FTE:</b>	<b>85.500</b>	Independent School
Total number of students:	87	School Type: Elem./Sec.
Total Includes Adults:	38	Age Category: Mixed Ages
<b>Located in School District</b>	<b>82</b>	Coast Mountains
<b>Block Rate for District:</b>	<b>\$7,507</b>	
<b>District Enrolment:</b>	<b>6,896</b>	

**Independent School Funding Formula:**

<b>Independent School Funding Formula:</b>			
Unit Funding	\$7,507	\$630,588	\$630,588
<b>Other Sources</b>			
School Evaluation		\$3,000	
FNESC Support		\$4,667	
Co-op Program		\$0	
Gathering Strength:			
— Stay in School		\$5,836	
— Capacity Building		\$17,059	
— Integrating Services		\$5,836	
Federal Special Education		\$42,763	
<b>Total</b>			<b>\$79,161</b>
<b>Total Operating: Independent School</b>			<b>\$709,749</b>
<b>Total Operating / Student FTE</b>		<b>\$8,449</b>	
<b>Total Operating: Provincial</b>			<b>\$1,191,956</b>
<b>Total Operating: Federal</b>			<b>\$878,265</b>

**School No.** 1268 **Kispiox Community School**  
**Band No.:** 532 **KISPIOX (CFNFA)**  
**FNSA Region:** 1 **Gitksan/Wet'suwet'en**

**Student FTE (K5 - 12, SS):** 135.000  
 K4 (not costed) 6.500  
**Total FTE:** 141.500 Independent School  
 Total number of students: 148 School Type: Elem./Sec.  
 Total Includes Adults: 0 Age Category: School Aged

**Located in School District:** 82 Coast Mountains  
**Block Rate for District:** \$7,507  
**District Enrolment:** 6,896

**Independent School Funding Formula:**

<b>Independent School Funding Formula:</b>			
<b>Unit Funding</b>	\$7,507	\$1,013,445	<b>\$1,013,445</b>
<b>Other Sources</b>			
School Evaluation		\$4,000	
FNESC Support		\$7,500	
Co-op Program		\$0	
Gathering Strength:			
— Stay in School		\$8,426	
— Capacity Building		\$24,246	
— Integrating Services		\$8,426	
Federal Special Education		\$59,203	
<b>Total</b>			<b>\$111,801</b>
<b>Total Operating: Independent School</b>			<b>\$1,125,246</b>
<b>Total Operating / Student FTE</b>		<b>\$8,335</b>	
<b>Total Operating: Provincial</b>			<b>\$1,559,267</b>
<b>Total Operating: Federal</b>			<b>\$1,329,670</b>

**School No.** 1273  
**Band No.:** 653  
**FNSA Region:** 6

**Lau'wel'new Tribal School**  
**TSARTLIP (CFA)**  
**Nu-chah-nuulth/Coast Salish**

<b>Student FTE (K5 - 12, SS):</b>	<b>203.000</b>	
K4 (not costed)	18.500	
Total FTE:	221.500	
Total number of students:	282	School Type: Elem./Sec.
Total Includes Adults:	67	Age Category: School Aged
<b>Located in School District</b>	<b>63</b>	<b>Saanich</b>
<b>Block Rate for District:</b>	<b>\$6,274</b>	
<b>District Enrolment:</b>	<b>8,704</b>	

**Independent School Funding Formula:**

**Independent School Funding Formula:**

Unit Funding	\$6,274	\$1,273,622	\$1,273,622
<b>Other Sources</b>			
School Evaluation		\$4,000	
FNESC Support		\$11,278	
Co-op Program		\$28,413	
Gathering Strength:			
— Stay in School		\$11,879	
— Capacity Building		\$33,832	
— Integrating Services		\$11,879	
Federal Special Education		\$81,127	
<b>Total</b>			<b>\$182,408</b>
<b>Total Operating: Independent School</b>			<b>\$1,456,030</b>
<b>Total Operating / Student FTE</b>		<b>\$7,173</b>	
<b>Total Operating: Provincial</b>			<b>\$2,235,171</b>
<b>Total Operating: Federal</b>			<b>\$1,409,659</b>

School No. 1274  
 Band No.: 659  
 FNSA Region: 6

Maaqtusiis Community School  
 Ahousaht (CFNFA)  
 Nu-chah-nuulth/Coast Salish

Student FTE (K5 - 12, SS):	171.000	
K4 (not costed)	0.000	
Total FTE:	171.000	Independent School
Total number of students:	178	School Type: Elem./Sec.
Total Includes Adults:	0	Age Category: School Aged
Located In School District	70	Alberni
Block Rate for District:	\$7,354	
District Enrolment:	4,976	

**Independent School Funding Formula:**

<b>Independent School Funding Formula:</b>			
Unit Funding	\$7,354	\$1,257,534	<b>\$1,257,534</b>
<b>Other Sources</b>			
School Evaluation		\$4,000	
FNESC Support		\$9,500	
Co-op Program		\$70,000	
Gathering Strength:			
— Stay in School		\$15,440	
— Capacity Building		\$43,815	
— Integrating Services		\$15,440	
Federal Special Education		\$104,401	
<b>Total</b>			<b>\$262,596</b>
<b>Total Operating: Independent School</b>			<b>\$1,520,130</b>
<b>Total Operating / Student FTE</b>		<b>\$8,890</b>	
<b>Total Operating: Provincial</b>			<b>\$2,035,780</b>
<b>Total Operating: Federal</b>			<b>\$1,729,807</b>

<b>School No.</b>	<b>1275</b>	<b>Halfway River Day School</b>
<b>Band No.:</b>	<b>546</b>	<b>HALFWAY RIVER (CFA)</b>
<b>FNSA Region:</b>	<b>3</b>	<b>Kaska/Dene/Tahltan/Taglsh/Inland Tlingit</b>

<b>Student FTE (K5 - 12, SS):</b>	<b>26.000</b>	
K4 (not costed)	1.500	
<b>Total FTE:</b>	<b>27.500</b>	
Total number of students:	29	School Type: Elem./Sec.
Total Includes Adults:	0	Age Category: School Aged
<b>Located in School District</b>	<b>60</b>	<b>Peace River North</b>
<b>Block Rate for District:</b>	<b>\$6,984</b>	
<b>District Enrolment:</b>	<b>5,747</b>	

**Independent School Funding Formula:**

<b>Independent School Funding Formula:</b>			
Unit Funding	\$6,984	\$181,584	<b>\$181,584</b>
<b>Other Sources</b>			
School Evaluation		\$1,000	
FNESC Support		\$1,444	
Co-op Program		\$0	
Gathering Strength:			
— Stay in School		\$2,785	
— Capacity Building		\$8,533	
— Integrating Services		\$2,785	
Federal Special Education		\$23,011	
<b>Total</b>			<b>\$39,558</b>
<b>Total Operating: Independent School</b>			<b>\$221,142</b>
<b>Total Operating / Student FTE</b>		<b>\$8,505</b>	
<b>Total Operating: Provincial</b>			<b>\$318,417</b>
<b>Total Operating: Federal</b>			<b>\$312,294</b>

<b>School No.</b>	<b>1276</b>	<b>Prophet River Dene Tsaa</b>
<b>Band No.:</b>	<b>544</b>	<b>PROPHET RIVER (CFA)</b>
<b>FNSA Region:</b>	<b>3</b>	<b>Kaska/Dene/Tahltan/Tagish/Inland Tlingit</b>

<b>Student FTE (K5 - 12, SS):</b>	<b>12.000</b>	
K4 (not costed)	0.500	
Total FTE:	12.500	
Total number of students:	14	School Type: Elementary
Total Includes Adults:	0	Age Category: School Aged

<b>Located in School District</b>	<b>81</b>	<b>Fort Nelson</b>
<b>Block Rate for District:</b>	<b>\$7,773</b>	
<b>District Enrolment:</b>	<b>1,205</b>	

### Independent School Funding Formula:

#### Independent School Funding Formula:

Unit Funding	\$7,773	\$93,276	\$93,276
<b>Other Sources</b>			
School Evaluation		\$1,000	
FNESC Support		\$667	
Co-op Program		\$0	
Gathering Strength:			
— Stay in School		\$2,084	
— Capacity Building		\$6,594	
— Integrating Services		\$2,084	
Federal Special Education		\$18,601	
<b>Total</b>			<b>\$31,030</b>
<b>Total Operating: Independent School</b>			<b>\$124,306</b>
<b>Total Operating / Student FTE</b>		<b>\$10,359</b>	
<b>Total Operating: Provincial</b>			<b>\$202,732</b>
<b>Total Operating: Federal</b>			<b>\$190,646</b>



<b>School No.</b>	<b>1277</b>	<b>Tsawataineuk First Nation School</b>
<b>Band No.:</b>	<b>636</b>	<b>TSAWATAINEUK (CFA)</b>
<b>FNSA Region:</b>	<b>5</b>	<b>Kwaiutl/Heiltsuk/Nuxalk/Oweekeno</b>

<b>Student FTE (K5 - 12, SS):</b>	<b>27.625</b>	
K4 (not costed)	2.000	
<b>Total FTE:</b>	<b>29.625</b>	
Total number of students:	37	School Type: Elem./Sec.
Total Includes Adults:	20	Age Category: Mixed Ages
<b>Located in School District</b>	<b>85</b>	<b>Vancouver Island N.</b>
<b>Block Rate for District:</b>	<b>\$8,263</b>	
<b>District Enrolment:</b>	<b>2,325</b>	

#### Independent School Funding Formula:

##### Independent School Funding Formula:

Unit Funding	\$8,263	\$228,265	<b>\$228,265</b>
<b>Other Sources</b>			
School Evaluation		\$1,000	
FNESC Support		\$1,535	
Co-op Program		\$0	
Gathering Strength:			
— Stay in School		\$2,843	
— Capacity Building		\$8,684	
— Integrating Services		\$2,843	
Federal Special Education		\$23,312	
<b>Total</b>			<b>\$40,217</b>
<b>Total Operating: Independent School</b>			<b>\$268,483</b>
<b>Total Operating / Student FTE</b>		<b>\$9,719</b>	
<b>Total Operating: Provincial</b>			<b>\$523,660</b>
<b>Total Operating: Federal</b>			<b>\$330,607</b>

<b>School No.</b>	<b>1279</b>	<b>Aatse Davie School</b>
<b>Band No.:</b>	<b>610</b>	<b>Kwadacha (CFA)</b>
<b>FNSA Region:</b>	<b>3</b>	<b>Kaska/Dene/Tahltan/Tagish/Inland Tlingit</b>
<b>Student FTE (K5 - 12, SS):</b>	<b>72.000</b>	
K4 (not costed)	3.000	
<b>Total FTE:</b>	<b>75.000</b>	Independent School
Total number of students:	78	School Type: Elem./Sec.
Total Includes Adults:	0	Age Category: School Aged
<b>Located in School District</b>	<b>87</b>	Stikine
<b>Block Rate for District:</b>	<b>\$16,416</b>	
<b>District Enrolment:</b>	<b>328</b>	

**Independent School Funding Formula:**

<b>Independent School Funding Formula:</b>			
Unit Funding	\$16,416	\$1,181,952	\$1,181,952
<b>Other Sources</b>			
School Evaluation		\$3,000	
FNESC Support		\$4,000	
Co-op Program		\$29,350	
Gathering Strength:			
— Stay in School		\$5,157	
— Capacity Building		\$15,151	
— Integrating Services		\$5,157	
Federal Special Education		\$38,292	
<b>Total</b>			<b>\$100,108</b>
<b>Total Operating: Independent School</b>			<b>\$1,282,060</b>
<b>Total Operating / Student FTE</b>		<b>\$17,806</b>	
<b>Total Operating: Provincial</b>			<b>\$1,124,502</b>
<b>Total Operating: Federal</b>			<b>\$911,165</b>

<b>School No.</b>	<b>1280</b>	<b>Saikuz Elementary School</b>
<b>Band No.:</b>	<b>615</b>	<b>SAIK'UZ (CFA)</b>
<b>FNSA Region:</b>	<b>8</b>	<b>Tsilqot'in/Carrier/Sekani</b>
<b>Student FTE (K5 - 12, SS):</b>	<b>48.000</b>	
K4 (not costed)	1.500	
<b>Total FTE:</b>	<b>49.500</b>	
Total number of students:	51	School Type: Elementary
Total Includes Adults:	0	Age Category: School Aged
<b>Located in School District</b>	<b>91</b>	<b>Nechako Lakes</b>
<b>Block Rate for District:</b>	<b>\$7,527</b>	
<b>District Enrolment:</b>	<b>5,106</b>	

**Independent School Funding Formula:**

<b>Independent School Funding Formula:</b>			
Unit Funding	\$7,527	\$361,296	\$361,296
<b>Other Sources</b>			
School Evaluation		\$2,000	
FNESC Support		\$2,667	
Co-op Program		\$0	
Gathering Strength:			
— Stay in School		\$3,958	
— Capacity Building		\$11,819	
— Integrating Services		\$3,958	
Federal Special Education		\$30,659	
<b>Total</b>			<b>\$55,060</b>
<b>Total Operating: Independent School</b>			<b>\$416,356</b>
<b>Total Operating / Student FTE</b>		<b>\$8,674</b>	
<b>Total Operating: Provincial</b>			<b>\$515,935</b>
<b>Total Operating: Federal</b>			<b>\$514,629</b>

**School No.** 1282  
**Band No.:** 728  
**FNSA Region:** 8

**Jean Marie Joseph School**  
**YEKOOCHE (CFA)**  
**Tsilqot'in/Carrier/Sekanl**

<b>Student FTE (K5 - 12, SS):</b>	<b>24.000</b>	
K4 (not costed)	0.000	
<b>Total FTE:</b>	<b>24.000</b>	
Total number of students:	24	School Type: Elem./Sec.
Total Includes Adults:	0	Age Category: School Aged
<b>Located in School District</b>	91	Nechako Lakes
<b>Block Rate for District:</b>	\$7,527	
<b>District Enrolment:</b>	5,106	

**Independent School Funding Formula:**

<b>Independent School Funding Formula:</b>			
Unit Funding	\$7,527	\$180,648	<b>\$180,648</b>
<b>Other Sources</b>			
School Evaluation		\$1,000	
FNESC Support		\$1,333	
Co-op Program		\$44,568	
Gathering Strength:			
— Stay in School		\$2,739	
— Capacity Building		\$8,450	
— Integrating Services		\$2,739	
Federal Special Education		\$23,015	
<b>Total</b>			<b>\$83,845</b>
<b>Total Operating: Independent School</b>			<b>\$264,493</b>
<b>Total Operating / Student FTE</b>		<b>\$11,021</b>	
<b>Total Operating: Provincial</b>			<b>\$409,967</b>
<b>Total Operating: Federal</b>			<b>\$349,697</b>

<b>School No.</b>	<b>1284</b>	<b>Eugene Joseph School</b>
<b>Band No.:</b>	<b>617</b>	<b>TL'AZT'EN NATION (CFA)</b>
<b>FNSA Region:</b>	<b>8</b>	<b>Tsilqot'in/Carrler/Sekani</b>
<b>Student FTE (K5 - 12, SS):</b>	<b>78.000</b>	
K4 (not costed)	8.500	
Total FTE:	86.500	
Total number of students:	95	School Type: Elem./Sec.
Total Includes Adults:	2	Age Category: School Aged
<b>Located in School District</b>	<b>91</b>	<b>Nechako Lakes</b>
<b>Block Rate for District:</b>	<b>\$7,527</b>	
<b>District Enrolment:</b>	<b>5,106</b>	

**Independent School Funding Formula:**

<b>Independent School Funding Formula:</b>			
Unit Funding	\$7,527	\$587,106	<b>\$587,106</b>
<b>Other Sources</b>			
School Evaluation		\$3,000	
FNESC Support		\$4,333	
Co-op Program		\$0	
Gathering Strength:			
— Stay in School		\$5,403	
— Capacity Building		\$15,787	
— Integrating Services		\$5,403	
Federal Special Education		\$39,548	
<b>Total</b>			<b>\$73,474</b>
<b>Total Operating: Independent School</b>			<b>\$660,580</b>
<b>Total Operating / Student FTE</b>		<b>\$8,469</b>	
<b>Total Operating: Provincial</b>			<b>\$918,694</b>
<b>Total Operating: Federal</b>			<b>\$910,138</b>

**School No.** 1286 **Haisla Community School**  
**Band No.:** 676 **KITAMAAT (CFA)**  
**FNSA Region:** 2 **Haida/Tsimshian/Haisla/Nisga'a**

**Student FTE (K5 - 12, SS):** 30.000  
 K4 (not costed) 2.000  
**Total FTE:** 32.000  
 Total number of students: 34 **School Type:** Elementary  
 Total Includes Adults: 0 **Age Category:** School Aged

**Located In School District:** 82 **Coast Mountains**  
**Block Rate for District:** \$7,507  
**District Enrolment:** 6,896

**Independent School Funding Formula:**

<b>Independent School Funding Formula:</b>			
<b>Unit Funding</b>	\$7,507	\$225,210	<b>\$225,210</b>
<b>Other Sources</b>			
School Evaluation		\$1,000	
FNESC Support		\$1,667	
Co-op Program		\$0	
Gathering Strength:			
— Stay in School		\$2,955	
— Capacity Building		\$9,000	
— Integrating Services		\$2,955	
Federal Special Education		\$24,058	
<b>Total</b>			<b>\$41,635</b>
<b>Total Operating: Independent School</b>			<b>\$266,845</b>
<b>Total Operating / Student FTE</b>		<b>\$8,895</b>	
<b>Total Operating: Provincial</b>			<b>\$376,011</b>
<b>Total Operating: Federal</b>			<b>\$385,002</b>

**School No.** 1287 **Klappan Independent Day School**  
**Band No.:** 683 **Iskut (CFA)**  
**FNSA Region:** 3 **Kaska/Dene/Tahltan/Tagish/Inland Tlingit**

**Student FTE (K5 - 12, SS):** 67.625  
 K4 (not costed) 1.500  
**Total FTE:** 69.125 Independent School  
**Total number of students:** 95 School Type: Elem./Sec.  
**Total Includes Adults:** 0 Age Category: School Aged

**Located In School District** 87 Stikine  
**Block Rate for District:** \$16,416  
**District Enrolment:** 328

**Independent School Funding Formula:**

**Independent School Funding Formula:**

Unit Funding	\$16,416	\$1,110,132	<b>\$1,110,132</b>
<b>Other Sources</b>			
School Evaluation		\$3,000	
FNESC Support		\$3,757	
Co-op Program		\$0	
Gathering Strength:			
— Stay in School		\$5,003	
— Capacity Building		\$14,736	
— Integrating Services		\$5,003	
Federal Special Education		\$37,404	
<b>Total</b>			<b>\$68,903</b>
<b>Total Operating: Independent School</b>			<b>\$1,179,035</b>
<b>Total Operating / Student FTE</b>		<b>\$17,435</b>	
<b>Total Operating: Provincial</b>			<b>\$1,158,750</b>
<b>Total Operating: Federal</b>			<b>\$747,439</b>



<b>School No.</b>	<b>1292</b>	<b>Tl'etinqox'tin School</b>
<b>Band No.:</b>	<b>712</b>	<b>TL'ETINQOX-T'IN GOV'T (CFA)</b>
<b>FNSA Region:</b>	<b>8</b>	<b>Tsilqot'In/Carrler/Sekani</b>
<b>Student FTE (K5 - 12, SS):</b>	<b>59.000</b>	
K4 (not costed)	3.000	
<b>Total FTE:</b>	<b>62.000</b>	
<b>Total number of students:</b>	<b>65</b>	School Type: Elementary
<b>Total Includes Adults:</b>	<b>0</b>	Age Category: School Aged
<b>Located In School District</b>	<b>27</b>	<b>Cariboo-Chilcotin</b>
<b>Block Rate for District:</b>	<b>\$7,346</b>	
<b>District Enrolment:</b>	<b>7,182</b>	

**Independent School Funding Formula:**

<b>Independent School Funding Formula:</b>			
Unit Funding	\$7,346	\$433,414	<b>\$433,414</b>
<b>Other Sources</b>			
School Evaluation		\$2,000	
FNESC Support		\$3,278	
Co-op Program		\$0	
Gathering Strength:			
— Stay in School		\$4,474	
— Capacity Building		\$13,240	
— Integrating Services		\$4,474	
Federal Special Education		\$33,865	
<b>Total</b>			<b>\$61,330</b>
<b>Total Operating: Independent School</b>			<b>\$494,744</b>
<b>Total Operating / Student FTE</b>		<b>\$8,385</b>	
<b>Total Operating: Provincial</b>			<b>\$594,680</b>
<b>Total Operating: Federal</b>			<b>\$704,036</b>

<b>School No.</b>	<b>1293</b>	<b>Yunesit'en ?esgul (Stone) School</b>
<b>Band No.:</b>	<b>717</b>	<b>STONE (CFA)</b>
<b>FNSA Region:</b>	<b>8</b>	<b>Tsliqot'in/Carrier/Sekani</b>
<b>Student FTE (K5 - 12, SS):</b>	<b>35.250</b>	
K4 (not costed)	3.500	
<b>Total FTE:</b>	<b>38.750</b>	Independent School
Total number of students:	52	School Type: Elem./Sec.
Total Includes Adults:	14	Age Category: Mixed Ages
<b>Located in School District</b>	<b>27</b>	Cariboo-Chilcotin
<b>Block Rate for District:</b>	<b>\$7,346</b>	
<b>District Enroiment:</b>	<b>7,182</b>	

**Independent School Funding Formula:**

<b>Independent School Funding Formula:</b>			
Unit Funding	\$7,346	\$258,947	<b>\$258,947</b>
<b>Other Sources</b>			
School Evaluation		\$2,000	
FNESC Support		\$1,958	
Co-op Program		\$0	
Gathering Strength:			
— Stay in School		\$3,196	
— Capacity Building		\$9,649	
— Integrating Services		\$3,196	
Federal Special Education		\$25,451	
<b>Total</b>			<b>\$45,450</b>
<b>Total Operating: independent School</b>			<b>\$304,396</b>
<b>Total Operating / Student FTE</b>		<b>\$8,635</b>	
<b>Total Operating: Provincial</b>			<b>\$442,097</b>
<b>Total Operating: Federal</b>			<b>\$380,738</b>

<b>School No.</b>	<b>1383</b>	<b>Moricetown Elementary</b>
<b>Band No.:</b>	<b>530</b>	<b>MORICETOWN (CFA)</b>
<b>FNSA Region:</b>	<b>1</b>	<b>Gitksan/Wet'suwet'en</b>
<b>Student FTE (K5 - 12, SS):</b>	<b>70.000</b>	
K4 (not costed)	3,500	
Total FTE:	73,500	Independent School
Total number of students:	77	School Type: Elementary
Total Includes Adults:	0	Age Category: School Aged
<b>Located in School District</b>	<b>82</b>	<b>Coast Mountains</b>
<b>Block Rate for District:</b>	<b>\$7,507</b>	
<b>District Enrolment:</b>	<b>6,896</b>	

**Independent School Funding Formula:**

<b>Independent School Funding Formula:</b>			
Unit Funding	\$7,507	\$525,490	<b>\$525,490</b>
<b>Other Sources</b>			
School Evaluation		\$3,000	
FNESC Support		\$3,889	
Co-op Program		\$0	
Gathering Strength:			
— Stay in School		\$5,067	
— Capacity Building		\$14,894	
— Integrating Services		\$5,067	
Federal Special Education		\$37,673	
<b>Total</b>			<b>\$69,590</b>
<b>Total Operating: Independent School</b>			<b>\$595,080</b>
<b>Total Operating / Student FTE</b>		<b>\$8,501</b>	
<b>Total Operating: Provincial</b>			<b>\$722,839</b>
<b>Total Operating: Federal</b>			<b>\$694,440</b>

<b>School No.</b>	<b>1386</b>	<b>Chief Atahm School</b>
<b>Band No.:</b>	<b>684</b>	<b>ADAMS LAKE (CFA)</b>
<b>FNSA Region:</b>	<b>7</b>	<b>Secwpehic/Sti'atl'imc/Nlaka'pamux</b>
<b>Student FTE (K5 - 12, SS):</b>	<b>32.000</b>	
K4 (not costed)	2.500	
<b>Total FTE:</b>	<b>34.500</b>	
Total number of students:	37	School Type: Elem./Sec.
Total Includes Adults:	0	Age Category: School Aged
<b>Located In School District</b>	<b>73</b>	<b>Kamloops/Thompson</b>
<b>Block Rate for District:</b>	<b>\$6,743</b>	
<b>District Enrolment:</b>	<b>16,467</b>	

**Independent School Funding Formula:**

<b>Independent School Funding Formula:</b>			
Unit Funding	\$6,743	\$215,776	<b>\$215,776</b>
<b>Other Sources</b>			
School Evaluation		\$1,000	
FNESC Support		\$1,778	
Co-op Program		\$19,125	
Gathering Strength:			
— Stay in School		\$3,067	
— Capacity Building		\$9,305	
— Integrating Services		\$3,067	
Federal Special Education		\$24,723	
<b>Total</b>			<b>\$62,065</b>
<b>Total Operating: Independent School</b>			<b>\$277,841</b>
<b>Total Operating / Student FTE</b>		<b>\$8,683</b>	
<b>Total Operating: Provincial</b>			<b>\$414,504</b>
<b>Total Operating: Federal</b>			<b>\$321,078</b>

<b>School No.</b>	<b>1387</b>	<b>Yaqa Nuki School</b>
<b>Band No.:</b>	<b>606</b>	<b>LOWER KOOTENAY (CFA)</b>
<b>FNSA Region:</b>	<b>4</b>	<b>Kootenay/Okanagan</b>
<b>Student FTE (K5 - 12, SS):</b>	<b>13.000</b>	
K4 (not costed)	0.500	
<b>Total FTE:</b>	<b>13.500</b>	Independent School
Total number of students:	14	School Type: Elementary
Total Includes Adults:	0	Age Category: School Aged
<b>Located in School District</b>	<b>8</b>	Kootenay Lake
<b>Block Rate for District:</b>	<b>\$7,402</b>	
<b>District Enrolment:</b>	<b>6,109</b>	

#### Independent School Funding Formula:

<b>Independent School Funding Formula:</b>			
Unit Funding	\$7,402	\$96,226	<b>\$96,226</b>
<b>Other Sources</b>			
School Evaluation		\$1,000	
FNESC Support		\$722	
Co-op Program		\$0	
Gathering Strength:			
— Stay in School		\$2,140	
— Capacity Building		\$6,753	
— Integrating Services		\$2,140	
Federal Special Education		\$18,977	
<b>Total</b>			<b>\$31,733</b>
<b>Total Operating: Independent School</b>			<b>\$127,959</b>
<b>Total Operating / Student FTE</b>		<b>\$9,843</b>	
<b>Total Operating: Provincial</b>			<b>\$211,841</b>
<b>Total Operating: Federal</b>			<b>\$202,669</b>

**School No.** 1388  
**Band No.:** 600  
**FNSA Region:** 7

**Shihiya Elementary Band School**  
**SPALLUMCHEEN (CFA)**  
**Secwepemic/St'at'imc/Nlaka'pamux**

**Student FTE (K5 - 12, SS):** 18,000  
 K4 (not costed) 3,500  
**Total FTE:** 21,500  
**Total number of students:** 25  
**Total Includes Adults:** 0  
**Located In School District:** 83  
**Block Rate for District:** \$6,876  
**District Enrolment:** 8,175

School Type: Elementary  
 Age Category: School Aged  
 N. Okanagan-Shuswap

**Independent School Funding Formula:**

<b>Independent School Funding Formula:</b>			
<b>Unit Funding</b>	\$6,876	\$123,768	<b>\$123,768</b>
<b>Other Sources</b>			
School Evaluation		\$1,000	
FNESC Support		\$1,000	
Co-op Program		\$0	
Gathering Strength:			
— Stay in School		\$2,207	
— Capacity Building		\$6,834	
— Integrating Services		\$2,207	
Federal Special Education		\$18,714	
<b>Total</b>			<b>\$31,962</b>
<b>Total Operating: Independent School</b>			<b>\$155,730</b>
<b>Total Operating / Student FTE</b>		<b>\$8,652</b>	
<b>Total Operating: Provincial</b>			<b>\$265,640</b>
<b>Total Operating: Federal</b>			<b>\$210,046</b>

<b>School No.</b>	<b>1394</b>	<b>Chehalis Community Band School</b>
<b>Band No.:</b>	<b>559</b>	<b>CHEHALIS (CFA)</b>
<b>FNSA Region:</b>	<b>6</b>	<b>Nu-chah-nuulth/Coast Sallish</b>
<b>Student FTE (K5 - 12, SS):</b>	<b>134.000</b>	
K4 (not costed)	6.000	
<b>Total FTE:</b>	<b>140.000</b>	
<b>Total number of students:</b>	<b>146</b>	School Type: Elem./Sec.
<b>Total Includes Adults:</b>	<b>6</b>	Age Category: School Aged
<b>Located In School District</b>	<b>78</b>	Fraser-Cascade
<b>Block Rate for District:</b>	<b>\$7,407</b>	
<b>District Enrolment:</b>	<b>2,302</b>	

**Independent School Funding Formula:**

<b>Independent School Funding Formula:</b>			
Unit Funding	\$7,407	\$992,538	<b>\$992,538</b>
<b>Other Sources</b>			
School Evaluation		\$4,000	
FNESC Support		\$7,444	
Co-op Program		\$24,523	
Gathering Strength:			
— Stay in School		\$8,354	
— Capacity Building		\$24,050	
— Integrating Services		\$8,354	
Federal Special Education		\$58,761	
<b>Total</b>			<b>\$135,487</b>
<b>Total Operating: Independent School</b>			<b>\$1,128,025</b>
<b>Total Operating / Student FTE</b>		<b>\$8,418</b>	
<b>Total Operating: Provincial</b>			<b>\$1,625,218</b>
<b>Total Operating: Federal</b>			<b>\$1,090,333</b>



**School No.** 1398  
**Band No.:** 573  
**FNSA Region:** 6

**Chilliwack Landing Pre-school**  
**SKWAH (CFA)**  
**Nu-chah-nuulth/Coast Salish**

<b>Student FTE (K5 - 12, SS):</b>	<b>17.000</b>	
K4 (not costed)	12.000	
<b>Total FTE:</b>	<b>29.000</b>	
Total number of students:	41	School Type: Elementary
Total Includes Adults:	0	Age Category: School Aged
<b>Located in School District</b>	33	Chilliwack
<b>Block Rate for District:</b>	\$6,161	
<b>District Enrolment:</b>	11,582	

**Independent School Funding Formula:**

**Independent School Funding Formula:**

Unit Funding	\$6,161	\$104,737	<b>\$104,737</b>
<b>Other Sources</b>			
School Evaluation		\$1,000	
FNESC Support		\$944	
Co-op Program		\$0	
Gathering Strength:			
— Stay in School		\$1,757	
— Capacity Building		\$5,375	
— Integrating Services		\$1,757	
Federal Special Education		\$14,461	
<b>Total</b>			<b>\$25,295</b>
<b>Total Operating: Independent School</b>			<b>\$130,032</b>
<b>Total Operating / Student FTE</b>		<b>\$7,649</b>	
<b>Total Operating: Provincial</b>			<b>\$225,574</b>
<b>Total Operating: Federal</b>			<b>\$158,414</b>

**School No.** 1401  
**Band No.:** 616  
**FNSA Region:** 4

**Sn-c'c' a-mala?-tn School**  
**OKANAGAN (CFA)**  
**Kootenay/Okanagan**

<b>Student FTE (K5 - 12, SS):</b>	<b>7.000</b>	
K4 (not costed)	5.500	
Total FTE:	12.500	
Total number of students:	18	School Type: Elem./Sec.
Total Includes Adults:	1	Age Category: School Aged
<b>Located in School District</b>	22	Vernon
<b>Block Rate for District:</b>	\$6,274	
<b>District Enrolment:</b>	9,330	

**Independent School Funding Formula:**

**Independent School Funding Formula:**

Unit Funding	\$6,274	\$43,918	<b>\$43,918</b>
<b>Other Sources</b>			
School Evaluation		\$1,000	
FNESC Support		\$389	
Co-op Program		\$0	
Gathering Strength:			
— Stay in School		\$1,216	
— Capacity Building		\$3,847	
— Integrating Services		\$1,216	
Federal Special Education		\$10,850	
<b>Total</b>			<b>\$18,518</b>
<b>Total Operating: Independent School</b>			<b>\$62,436</b>
<b>Total Operating / Student FTE</b>		<b>\$8,919</b>	
<b>Total Operating: Provincial</b>			<b>\$183,619</b>
<b>Total Operating: Federal</b>			<b>\$88,494</b>

**School No.** 1417 **Kitasoo Community School**  
**Band No.:** 540 **KITASOO (CFA)**  
**FNSA Region:** 2 **Haida/Tsimshian/Haisla/Nisga'a**

**Student FTE (K5 - 12, SS):** 91.000  
 K4 (not costed) 0.500  
**Total FTE:** 91.500  
**Total number of students:** 92 **School Type:** Elem./Sec.  
**Total Includes Adults:** 6 **Age Category:** School Aged

**Located in School District:** 49 **Central Coast**  
**Block Rate for District:** \$13,109  
**District Enrolment:** 366

**Independent School Funding Formula:**

**Independent School Funding Formula:**

Unit Funding	\$13,109	\$1,192,919	<b>\$1,192,919</b>
<b>Other Sources</b>			
School Evaluation		\$3,000	
FNESC Support		\$5,056	
Co-op Program		\$0	
Gathering Strength:			
— Stay in School		\$6,216	
— Capacity Building		\$18,126	
— Integrating Services		\$6,216	
Federal Special Education		\$45,263	
<b>Total</b>			<b>\$83,877</b>
<b>Total Operating: Independent School</b>			<b>\$1,276,796</b>
<b>Total Operating / Student FTE</b>		<b>\$14,031</b>	
<b>Total Operating: Provincial</b>			<b>\$1,559,601</b>
<b>Total Operating: Federal</b>			<b>\$1,214,201</b>

<b>School No.</b>	<b>1419</b>	<b>Bella Bella Community School</b>
<b>Band No.:</b>	<b>538</b>	<b>HEILTSUK (CFNFA)</b>
<b>FNSA Region:</b>	<b>5</b>	<b>Kwalutl/Helitsuk/Nuxalk/Oweekeno</b>
<b>Student FTE (K5 - 12, SS):</b>	<b>264.000</b>	
K4 (not costed)	8.500	
<b>Total FTE:</b>	<b>272.500</b>	Independent School
Total number of students:	281	School Type: Elem./Sec.
Total Includes Adults:	8	Age Category: School Aged
<b>Located in School District</b>	<b>49</b>	Central Coast
<b>Block Rate for District:</b>	<b>\$13,109</b>	
<b>District Enrolment:</b>	<b>366</b>	

**Independent School Funding Formula:**

**Independent School Funding Formula:**

Unit Funding	\$13,109	\$3,460,776	<b>\$3,460,776</b>
<b>Other Sources</b>			
School Evaluation		\$4,000	
FNESC Support		\$14,667	
Co-op Program		\$58,500	
Gathering Strength:			
— Stay in School		\$15,109	
— Capacity Building		\$42,866	
— Integrating Services		\$15,109	
Federal Special Education		\$102,106	
<b>Total</b>			<b>\$252,356</b>
<b>Total Operating: Independent School</b>			<b>\$3,713,132</b>
<b>Total Operating / Student FTE</b>		<b>\$14,065</b>	
<b>Total Operating: Provincial</b>			<b>\$3,913,380</b>
<b>Total Operating: Federal</b>			<b>\$2,956,853</b>

**School No.** 1422  
**Band No.:** 642  
**FNSA Region:** 6

**Iiyus Stluliquil School**  
**COWICHAN (CFA)**  
**Nu-chah-nuulth/Coast Salish**

<b>Student FTE (K5 - 12, SS):</b>	<b>40.000</b>	
K4 (not costed)	24.500	
<b>Total FTE:</b>	<b>64.500</b>	
Total number of students:	89	School Type: Elementary
Total Includes Adults:	0	Age Category: School Aged
<b>Located in School District</b>	79	Cowichan Valley
<b>Block Rate for District:</b>	\$6,502	
<b>District Enrolment:</b>	9,827	

**Independent School Funding Formula:**

<b>Independent School Funding Formula:</b>			
Unit Funding	\$6,502	\$260,080	<b>\$260,080</b>
<b>Other Sources</b>			
School Evaluation		\$3,000	
FNESC Support		\$2,222	
Co-op Program		\$0	
Gathering Strength:			
— Stay in School		\$3,011	
— Capacity Building		\$8,896	
— Integrating Services		\$3,011	
Federal Special Education		\$22,685	
<b>Total</b>			<b>\$42,826</b>
<b>Total Operating: Independent School</b>			<b>\$302,906</b>
<b>Total Operating / Student FTE</b>		<b>\$7,573</b>	
<b>Total Operating: Provincial</b>			<b>\$425,441</b>
<b>Total Operating: Federal</b>			<b>\$327,087</b>

<b>School No.</b>	<b>1423</b>	<b>Qwam Qwum Stalicut School</b>
<b>Band No.:</b>	<b>648</b>	<b>NANAIMO (CFNFA)</b>
<b>FNSA Region:</b>	<b>6</b>	<b>Nu-chah-nuulth/Coast Salish</b>
<b>Student FTE (K5 - 12, SS):</b>	<b>13.000</b>	
K4 (not costed)	6.000	
<b>Total FTE:</b>	<b>19.000</b>	
Total number of students:	25	School Type: Elementary
Total Includes Adults:	0	Age Category: School Aged
<b>Located in School District</b>	<b>68</b>	<b>Nanaimo-Ladysmith</b>
<b>Block Rate for District:</b>	<b>\$6,291</b>	
<b>District Enrolment:</b>	<b>16,114</b>	

**Independent School Funding Formula:**

<b>Independent School Funding Formula:</b>			
Unit Funding	\$6,291	\$81,783	<b>\$81,783</b>
<b>Other Sources</b>			
School Evaluation		\$1,000	
FNESC Support		\$722	
Co-op Program		\$0	
Gathering Strength:			
— Stay in School		\$1,698	
— Capacity Building		\$5,290	
— Integrating Services		\$1,698	
Federal Special Education		\$14,615	
<b>Total</b>			<b>\$25,023</b>
<b>Total Operating: Independent School</b>			<b>\$106,806</b>
<b>Total Operating / Student FTE</b>		<b>\$8,216</b>	
<b>Total Operating: Provincial</b>			<b>\$209,081</b>
<b>Total Operating: Federal</b>			<b>\$153,336</b>

**School No.** 1424  
**Band No.:** 662  
**FNSA Region:** 6

**Boquilla**  
**DITIDAHT (CFNFA)**  
**Nu-chah-nuulth/Coast Salish**

**Student FTE (K5 - 12, SS):** 19,000  
 K4 (not costed) 2,000  
 Total FTE: 21,000  
 Total number of students: 23  
 Total Includes Adults: 0  
 School Type: Elementary  
 Age Category: School Aged

**Located In School District:** 79 Cowichan Valley  
**Block Rate for District:** \$6,502  
**District Enrolment:** 9,827

**Independent School Funding Formula:**

<b>Independent School Funding Formula:</b>			
Unit Funding	\$6,502	\$123,538	\$123,538
<b>Other Sources</b>			
School Evaluation		\$1,000	
FNESC Support		\$1,056	
Co-op Program		\$0	
Gathering Strength:			
— Stay in School		\$2,105	
— Capacity Building		\$6,605	
— Integrating Services		\$2,105	
Federal Special Education		\$18,429	
<b>Total</b>			<b>\$31,298</b>
<b>Total Operating: Independent School</b>			<b>\$154,836</b>
<b>Total Operating / Student FTE</b>		<b>\$8,149</b>	
<b>Total Operating: Provincial</b>			<b>\$251,345</b>
<b>Total Operating: Federal</b>			<b>\$201,932</b>



**School No.** 1425  
**Band No.:** 650  
**FNSA Region:** 6

**Kuper Island Band School**  
**PENELAKUT (CFA)**  
**Nu-chah-nuuith/Coast Salish**

<b>Student FTE (K5 - 12, SS):</b>	<b>81.000</b>	
K4 (not costed)	0.000	
<b>Total FTE:</b>	<b>81.000</b>	
Total number of students:	81	School Type: Elem./Sec.
Total Includes Adults:	19	Age Category: School Aged
<b>Located in School District</b>	79	Cowichan Valley
<b>Block Rate for District:</b>	\$6,502	
<b>District Enrolment:</b>	9,827	

**Independent School Funding Formula:**

**Independent School Funding Formula:**

Unit Funding	\$6,502	\$526,662	<b>\$526,662</b>
<b>Other Sources</b>			
School Evaluation		\$3,000	
FNESC Support		\$4,500	
Co-op Program		\$0	
Gathering Strength:			
— Stay in School		\$5,682	
— Capacity Building		\$16,645	
— Integrating Services		\$5,682	
Federal Special Education		\$41,873	
<b>Total</b>			<b>\$77,381</b>
<b>Total Operating: independent School</b>			<b>\$604,043</b>
<b>Total Operating / Student FTE</b>		<b>\$7,457</b>	
<b>Total Operating: Provincial</b>			<b>\$1,000,704</b>
<b>Total Operating: Federal</b>			<b>\$771,938</b>

**School No.** 1426  
**Band No.:** 665  
**FNSA Region:** 6

**Haahuupayak School**  
**Tseshah (CFNFA)**  
**Nu-chah-nuulth/Coast Salish**

<b>Student FTE (K5 - 12, SS):</b>	<b>132.000</b>	
K4 (not costed)	0.000	
<b>Total FTE:</b>	<b>132.000</b>	Independent School
Total number of students:	114	School Type: Elementary
Total Includes Adults:	0	Age Category: School Aged
<b>Located In School District</b>	70	Alberni
<b>Block Rate for District:</b>	\$7,354	
<b>District Enrolment:</b>	4,976	

**Independent School Funding Formula:**

<b>Independent School Funding Formula:</b>			
Unit Funding	\$7,354	\$970,728	<b>\$970,728</b>
<b>Other Sources</b>			
School Evaluation		\$4,000	
FNESC Support		\$7,333	
Co-op Program		\$0	
Gathering Strength:			
— Stay in School		\$9,245	
— Capacity Building		\$26,564	
— Integrating Services		\$9,245	
Federal Special Education		\$64,700	
<b>Total</b>			<b>\$121,087</b>
<b>Total Operating: Independent School</b>			<b>\$1,091,815</b>
<b>Total Operating / Student FTE</b>		<b>\$8,271</b>	
<b>Total Operating: Provincial</b>			<b>\$1,245,946</b>
<b>Total Operating: Federal</b>			<b>\$1,133,299</b>

**School No.** 1429  
**Band No.:** 724  
**FNSA Region:** 5

**Gwa'Sala'Nakwaxda'xw School**  
**Gwa'Sala-Nakwaxda'xw (CFA)**  
**Kwaluti/Heiltsuk/Nuxalk/Oweekeno**

<b>Student FTE (K5 - 12, SS):</b>	<b>80.000</b>	
K4 (not costed)	9.000	
<b>Total FTE:</b>	<b>89.000</b>	Independent School
Total number of students:	98	School Type: Elementary
Total Includes Adults:	0	Age Category: School Aged
<b>Located in School District</b>	<b>85</b>	Vancouver Island N.
<b>Block Rate for District:</b>	<b>\$8,263</b>	
<b>District Enrolment:</b>	<b>2,325</b>	

**Independent School Funding Formula:**

**Independent School Funding Formula:**

Unit Funding	\$8,263	\$661,040	<b>\$661,040</b>
<b>Other Sources</b>			
School Evaluation		\$3,000	
FNESC Support		\$4,444	
Co-op Program		\$0	
Gathering Strength:			
— Stay in School		\$5,479	
— Capacity Building		\$15,995	
— Integrating Services		\$5,479	
Federal Special Education		\$40,017	
<b>Total</b>			<b>\$74,414</b>
<b>Total Operating: Independent School</b>			<b>\$735,454</b>
<b>Total Operating / Student FTE</b>		<b>\$9,193</b>	
<b>Total Operating: Provincial</b>			<b>\$882,495</b>
<b>Total Operating: Federal</b>			<b>\$651,002</b>

**School No.** 1432 **T'lisalagi'lakw School**  
**Band No.:** 631 **NAMGIS (CFA)**  
**FNSA Region:** 5 **Kwalutl/Heiltsuk/Nuxalk/Oweekeno**

**Student FTE (K5 - 12, SS):** 43.000  
 K4 (not costed) 5.500  
**Total FTE:** 48.500 Independent School  
 Total number of students: 54 School Type: Elem./Sec.  
 Total Includes Adults: 0 Age Category: School Aged

**Located in School District** 85 Vancouver Island N.  
**Block Rate for District:** \$8,263  
**District Enrolment:** 2,325

**Independent School Funding Formula:**

<b>Independent School Funding Formula:</b>			
Unit Funding	\$8,263	\$355,309	<b>\$355,309</b>
<b>Other Sources</b>			
School Evaluation		\$2,000	
FNESC Support		\$2,389	
Co-op Program		\$0	
Gathering Strength:			
— Stay in School		\$3,573	
— Capacity Building		\$10,678	
— Integrating Services		\$3,573	
Federal Special Education		\$27,738	
<b>Total</b>			<b>\$49,951</b>
<b>Total Operating: Independent School</b>			<b>\$405,260</b>
<b>Total Operating / Student FTE</b>		<b>\$9,425</b>	
<b>Total Operating: Provincial</b>			<b>\$587,529</b>
<b>Total Operating: Federal</b>			<b>\$599,168</b>

**School No.** 1438 **N'Kwala Elem./Sec. School**  
**Band No.:** 697 **UPPER NICOLA (CFA)**  
**FNSA Region:** 4 **Kootenay/Okanagan**

**Student FTE (K5 - 12, SS):** 38.500  
 K4 (not costed) 2.500  
**Total FTE:** 41.000 Independent School  
**Total number of students:** 51 School Type: Elem./Sec.  
**Total Includes Adults:** 10 Age Category: School Aged

**Located in School District** 58 Nicola-Similkameen  
**Block Rate for District:** \$7,109  
**District Enrolment:** 2,934

**Independent School Funding Formula:**

<b>Independent School Funding Formula:</b>			
Unit Funding	\$7,109	\$273,697	<b>\$273,697</b>
<b>Other Sources</b>			
School Evaluation		\$2,000	
FNESC Support		\$2,139	
Co-op Program		\$0	
Gathering Strength:			
— Stay in School		\$3,396	
— Capacity Building		\$10,230	
— Integrating Services		\$3,396	
Federal Special Education		\$26,893	
<b>Total</b>			<b>\$48,054</b>
<b>Total Operating: Independent School</b>			<b>\$321,751</b>
<b>Total Operating / Student FTE</b>		<b>\$8,357</b>	
<b>Total Operating: Provincial</b>			<b>\$443,528</b>
<b>Total Operating: Federal</b>			<b>\$478,504</b>

**School No.** 1439 **Morris Williams Memorial Pre-School**  
**Band No.:** 607 **LAKE BABINE (CFNFA)**  
**FNSA Region:** 8 **Tsilqot'in/Carrier/Sekani**

**Student FTE (K5 - 12, SS):** 7.500  
 K4 (not costed) 7.500  
**Total FTE:** 15.000  
 Total number of students: 30 **School Type:** Elementary  
 Total Includes Adults: 0 **Age Category:** School Aged

**Located in School District:** 91 **Nechako Lakes**  
**Block Rate for District:** \$7,527  
**District Enrolment:** 5,106

**Independent School Funding Formula:**

<b>Independent School Funding Formula:</b>			
Unit Funding	\$7,527	\$56,453	<b>\$56,453</b>
<b>Other Sources</b>			
School Evaluation		\$1,000	
FNESC Support		\$417	
Co-op Program		\$0	
Gathering Strength:			
— Stay in School		\$1,137	
— Capacity Building		\$3,578	
— Integrating Services		\$1,137	
Federal Special Education		\$10,019	
<b>Total</b>			<b>\$17,288</b>
<b>Total Operating: Independent School</b>			<b>\$73,741</b>
<b>Total Operating / Student FTE</b>		<b>\$9,832</b>	
<b>Total Operating: Provincial</b>			<b>\$164,990</b>
<b>Total Operating: Federal</b>			<b>\$72,602</b>

**School No.** 1440  
**Band No.:** 609  
**FNSA Region:** 3

**Tsay Keh Dene School**  
**TSAY KEH DENE (CFA)**  
**Kaska/Dene/Tahltan/Taglish/Inland TlIngit**

<b>Student FTE (K5 - 12, SS):</b>	<b>54.500</b>	
K4 (not costed)	1.000	
<b>Total FTE:</b>	<b>55.500</b>	
Total number of students:	58	School Type: Elem./Sec.
Total Includes Adults:	5	Age Category: School Aged
<b>Located In School District</b>	91	Nechako Lakes
<b>Block Rate for District:</b>	\$7,527	
<b>District Enrolment:</b>	5,106	

**Independent School Funding Formula:**

**Independent School Funding Formula:**

Unit Funding	\$7,527	\$410,222	\$410,222
<b>Other Sources</b>			
School Evaluation		\$2,000	
FNESC Support		\$3,028	
Co-op Program		\$0	
Gathering Strength:			
— Stay in School		\$4,312	
— Capacity Building		\$12,815	
— Integrating Services		\$4,312	
Federal Special Education		\$32,996	
<b>Total</b>			<b>\$59,464</b>
<b>Total Operating: Independent School</b>			<b>\$469,685</b>
<b>Total Operating / Student FTE</b>		<b>\$8,618</b>	
<b>Total Operating: Provincial</b>			<b>\$716,259</b>
<b>Total Operating: Federal</b>			<b>\$604,585</b>



**School No.** 1444  
**Band No.:** 669  
**FNSA Region:** 2

**Chief Matthews Community School**  
**OLD MASSETT (CFA)**  
**Haida/Tsimshian/Haisla/Nlsga'a**

<b>Student FTE (K5 - 12, SS):</b>	<b>25.000</b>	
K4 (not costed)	8.500	
<b>Total FTE:</b>	<b>33.500</b>	
Total number of students:	42	School Type: Elementary
Total Includes Adults:	0	Age Category: School Aged
<b>Located in School District</b>	<b>50</b>	Haida Gwaii/Q. Charl.
<b>Block Rate for District:</b>	<b>\$9,908</b>	
<b>District Enrolment:</b>	<b>877</b>	

**Independent School Funding Formula:**

**Independent School Funding Formula:**

Unit Funding	\$9,908	\$247,700	<b>\$247,700</b>
<b>Other Sources</b>			
School Evaluation		\$1,000	
FNESC Support		\$1,389	
Co-op Program		\$0	
Gathering Strength:			
— Stay in School		\$2,429	
— Capacity Building		\$7,379	
— Integrating Services		\$2,429	
Federal Special Education		\$19,644	
<b>Total</b>			<b>\$34,271</b>
<b>Total Operating: Independent School</b>			<b>\$281,971</b>
<b>Total Operating / Student FTE</b>		<b>\$11,279</b>	
<b>Total Operating: Provincial</b>			<b>\$369,645</b>
<b>Total Operating: Federal</b>			<b>\$351,376</b>

**School No. 1458**      **Xit'olacw Community Band School**  
**Band No.: 557**      **MOUNT CURRIE (CFA)**  
**FNSA Region: 6**      **Nu-chah-nuulth/Coast Sallish**

**Student FTE (K5 - 12, SS): 178.063**  
 K4 (not costed) 16.000  
 Total FTE: 194.063  
 Total number of students: 211      School Type: Elem./Sec.  
 Total Includes Adults: 1      Age Category: School Aged

**Located in School District 48**      Howe Sound  
**Block Rate for District: \$6,818**  
**District Enrolment: 4,453**

**Independent School Funding Formula:**

<b>Independent School Funding Formula:</b>			
Unit Funding	\$6,818	\$1,214,034	\$1,214,034
<b>Other Sources</b>			
School Evaluation		\$4,000	
FNESC Support		\$9,892	
Co-op Program		\$38,594	
Gathering Strength:			
— Stay in School		\$10,567	
— Capacity Building		\$30,178	
— Integrating Services		\$10,567	
Federal Special Education		\$72,723	
<b>Total</b>			<b>\$176,520</b>
<b>Total Operating: Independent School</b>			<b>\$1,390,554</b>
<b>Total Operating / Student FTE</b>		<b>\$7,809</b>	
<b>Total Operating: Provincial</b>			<b>\$2,055,758</b>
<b>Total Operating: Federal</b>			<b>\$1,620,211</b>

**School No.** 1461 **Seabird Island Community School**  
**Band No.:** 581 **Seabird Island (CFA)**  
**FNSA Region:** 6 **Nu-chah-nuulth/Coast Salish**

**Student FTE (K5 - 12, SS):** 197.250  
 K4 (not costed) : 8.500  
**Total FTE:** 205.750 **Independent School**  
**Total number of students:** 233 **School Type: Elem./Sec.**  
**Total Includes Adults:** 0 **Age Category: School Aged**

**Located in School District:** 78 **Fraser-Cascade**  
**Block Rate for District:** \$7,407  
**District Enrolment:** 2,302

**Independent School Funding Formula:**

<b>Independent School Funding Formula:</b>			
Unit Funding	\$7,407	\$1,461,031	<b>\$1,461,031</b>
<b>Other Sources</b>			
School Evaluation		\$4,000	
FNESC Support		\$10,958	
Co-op Program		\$24,660	
Gathering Strength:			
— Stay in School		\$11,634	
— Capacity Building		\$33,185	
— Integrating Services		\$11,634	
Federal Special Education		\$79,789	
<b>Total</b>			<b>\$175,861</b>
<b>Total Operating: Independent School</b>			<b>\$1,636,891</b>
<b>Total Operating / Student FTE</b>		<b>\$8,299</b>	
<b>Total Operating: Provincial</b>			<b>\$2,161,710</b>
<b>Total Operating: Federal</b>			<b>\$1,475,196</b>

**School No.** 1462  
**Band No.:** 554  
**FNSA Region:** 6

**Chi Chuy Preschool**  
**SLIAMMON (CFA)**  
**Nu-chah-nuulth/Coast Salish**

<b>Student FTE (K5 - 12, SS):</b>	<b>16.000</b>	
K4 (not costed)	4.500	
<b>Total FTE:</b>	<b>20.500</b>	
Total number of students:	25	School Type: Elementary
Total Includes Adults:	0	Age Category: School Aged
<b>Located in School District</b>	<b>47</b>	<b>Powell River</b>
<b>Block Rate for District:</b>	<b>\$7,167</b>	
<b>District Enrolment:</b>	<b>2,937</b>	

**Independent School Funding Formula:**

**Independent School Funding Formula:**

Unit Funding	\$7,167	\$114,672	<b>\$114,672</b>
<b>Other Sources</b>			
School Evaluation		\$1,000	
FNESC Support		\$889	
Co-op Program		\$0	
Gathering Strength:			
— Stay in School		\$2,017	
— Capacity Building		\$6,259	
— Integrating Services		\$2,017	
Federal Special Education		\$17,188	
<b>Total</b>			<b>\$29,370</b>
<b>Total Operating: Independent School</b>			<b>\$144,042</b>
<b>Total Operating / Student FTE</b>		<b>\$9,003</b>	
<b>Total Operating: Provincial</b>			<b>\$233,567</b>
<b>Total Operating: Federal</b>			<b>\$180,481</b>

<b>School No.</b>	<b>1473</b>	<b>Klusklus Survival School</b>
<b>Band No.:</b>	<b>721</b>	<b>KLUSKUS (CFA)</b>
<b>FNSA Region:</b>	<b>8</b>	<b>Tsilqot'In/Carrier/Sekani</b>
<b>Student FTE (K5 - 12, SS):</b>	<b>12.000</b>	
K4 (not costed)	0.000	
<b>Total FTE:</b>	<b>12.000</b>	
Total number of students:	12	School Type: Elem./Sec.
Total Includes Adults:	0	Age Category: School Aged
<b>Located in School District</b>	<b>28</b>	<b>Quesnel</b>
<b>Block Rate for District:</b>	<b>\$7,283</b>	
<b>District Enrolment:</b>	<b>4,513</b>	

**Independent School Funding Formula:**

<b>Independent School Funding Formula:</b>			
Unit Funding	\$7,283	\$87,396	<b>\$87,396</b>
<b>Other Sources</b>			
School Evaluation		\$1,000	
FNESC Support		\$667	
Co-op Program		\$0	
Gathering Strength:			
— Stay in School		\$2,120	
— Capacity Building		\$6,725	
— Integrating Services		\$2,120	
Federal Special Education		\$19,045	
<b>Total</b>			<b>\$31,676</b>
<b>Total Operating: Independent School</b>			<b>\$119,072</b>
<b>Total Operating / Student FTE</b>		<b>\$9,923</b>	
<b>Total Operating: Provincial</b>			<b>\$216,179</b>
<b>Total Operating: Federal</b>			<b>\$199,554</b>

<b>School No.</b>	<b>1487</b>	<b>Acwsalcta Nuxalk</b>
<b>Band No.:</b>	<b>539</b>	<b>NUXALK NATION (CFA)</b>
<b>FNSA Region:</b>	<b>5</b>	<b>Kwaiutl/Heiltsuk/Nuxalk/Oweekeno</b>
<b>Student FTE (K5 - 12, SS):</b>	<b>120.000</b>	
K4 (not costed)	0.000	
<b>Total FTE:</b>	<b>120.000</b>	
Total number of students:	120	School Type: Elem./Sec.
Total Includes Adults:	2	Age Category: School Aged
<b>Located In School District</b>	<b>49</b>	<b>Central Coast</b>
<b>Block Rate for District:</b>	<b>\$13,109</b>	
<b>District Enrolment:</b>	<b>366</b>	

**Independent School Funding Formula:**

<b>Independent School Funding Formula:</b>			
Unit Funding	\$13,109	\$1,573,080	<b>\$1,573,080</b>
<b>Other Sources</b>			
School Evaluation		\$4,000	
FNESC Support		\$6,667	
Co-op Program		\$45,000	
Gathering Strength:			
— Stay in School		\$7,540	
— Capacity Building		\$21,747	
— Integrating Services		\$7,540	
Federal Special Education		\$53,303	
<b>Total</b>			<b>\$145,798</b>
<b>Total Operating: Independent School</b>			<b>\$1,718,878</b>
<b>Total Operating / Student FTE</b>		<b>\$14,324</b>	
<b>Total Operating: Provincial</b>			<b>\$2,120,341</b>
<b>Total Operating: Federal</b>			<b>\$1,277,683</b>

**School No.** 4725  
**Band No.:** 614  
**FNSA Region:** 8

**Nak'albun Elem**  
**Nak'azdli (CFNFA)**  
**Tsilqot'in/Carrier/Sekanl**

<b>Student FTE (K5 - 12, SS):</b>	<b>68,000</b>	
K4 (not costed)	0.000	
<b>Total FTE:</b>	<b>68,000</b>	Independent School
<b>Total number of students:</b>	<b>68</b>	School Type: Elementary
<b>Total Includes Adults:</b>	<b>0</b>	Age Category: School Aged
<b>Located In School District</b>	<b>91</b>	Nechako Lakes
<b>Block Rate for District:</b>	<b>\$7,527</b>	
<b>District Enrolment:</b>	<b>5,106</b>	

**Independent School Funding Formula:**

<b>Independent School Funding Formula:</b>			
Unit Funding	\$7,527	\$511,836	<b>\$511,836</b>
<b>Other Sources</b>			
School Evaluation		\$2,000	
FNESC Support		\$3,778	
Co-op Program		\$0	
Gathering Strength:			
— Stay in School		\$4,945	
— Capacity Building		\$14,536	
— Integrating Services		\$4,945	
Federal Special Education		\$36,768	
<b>Total</b>			<b>\$66,972</b>
<b>Total Operating: Independent School</b>			<b>\$578,808</b>
<b>Total Operating / Student FTE</b>		<b>\$8,512</b>	
<b>Total Operating: Provincial</b>			<b>\$711,641</b>
<b>Total Operating: Federal</b>			<b>\$654,853</b>



**School No.** 4760 **Hartley Bay Elem/Sec**  
**Band No.:** 675 **HARTLEY BAY (CFNFA)**  
**FNSA Region:** 2 **Halda/Tsimshlan/Halsla/Nisga'a**

**Student FTE (K5 - 12, SS):** 56.625  
 K4 (not costed) 0.000  
**Total FTE:** 56.625  
**Total number of students:** 62 **School Type:** Elem./Sec.  
**Total Includes Adults:** 10 **Age Category:** School Aged

**Located in School District:** 52 **Prince Rupert**  
**Block Rate for District:** \$7,744  
**District Enrolment:** 3,171

**Independent School Funding Formula:**

<b>Independent School Funding Formula:</b>			
Unit Funding	\$7,744	\$438,504	<b>\$438,504</b>
<b>Other Sources</b>			
School Evaluation		\$2,000	
FNESC Support		\$3,146	
Co-op Program		\$0	
Gathering Strength:			
— Stay in School		\$4,395	
— Capacity Building		\$13,024	
— Integrating Services		\$4,395	
Federal Special Education		\$33,383	
<b>Total</b>			<b>\$60,343</b>
<b>Total Operating: Independent School</b>			<b>\$498,847</b>
<b>Total Operating / Student FTE</b>		<b>\$8,810</b>	
<b>Total Operating: Provincial</b>			<b>\$819,059</b>
<b>Total Operating: Federal</b>			<b>\$676,620</b>

**School No.** 4761 **Lach Klan Elem/Sec**  
**Band No.:** 672 **KITKATLA (CFA)**  
**FNSA Region:** 2 **Haida/TsImshlan/Haisla/Nisga'a**

**Student FTE (K5 - 12, SS):** 90.563  
 K4 (not costed) 0.000  
**Total FTE:** 90.563  
**Total number of students:** 94 **School Type:** Elem./Sec.  
**Total Includes Adults:** 4 **Age Category:** School Aged

**Located in School District:** 52 **Prince Rupert**  
**Block Rate for District:** \$7,744  
**District Enrolment:** 3,171

**Independent School Funding Formula:**

<b>Independent School Funding Formula:</b>			
<b>Unit Funding</b>	\$7,744	\$701,320	<b>\$701,320</b>
<b>Other Sources</b>			
School Evaluation		\$3,000	
FNESC Support		\$5,031	
Co-op Program		\$0	
Gathering Strength:			
— Stay in School		\$6,122	
— Capacity Building		\$17,833	
— Integrating Services		\$6,122	
Federal Special Education		\$44,450	
<b>Total</b>			<b>\$82,559</b>
<b>Total Operating: Independent School</b>			<b>\$783,879</b>
<b>Total Operating / Student FTE</b>		<b>\$8,656</b>	
<b>Total Operating: Provincial</b>			<b>\$1,138,053</b>
<b>Total Operating: Federal</b>			<b>\$1,413,429</b>

<b>School No.</b>	<b>4762</b>	<b>Lax Kwa'alaams</b>
<b>Band No.:</b>	<b>674</b>	<b>LAX KWA'ALAAMS (CFNFA)</b>
<b>FNSA Region:</b>	<b>2</b>	<b>Haida/Tsimshian/Haisla/Nisga'a</b>
<b>Student FTE (K5 - 12, SS):</b>	<b>165.500</b>	
K4 (not costed)	0.000	
<b>Total FTE:</b>	<b>165.500</b>	
Total number of students:	175	School Type: Elem./Sec.
Total Includes Adults:	21	Age Category: School Aged
<b>Located in School District</b>	<b>52</b>	Prince Rupert
<b>Block Rate for District:</b>	<b>\$7,744</b>	
<b>District Enrolment:</b>	<b>3,171</b>	

**Independent School Funding Formula:**

<b>Independent School Funding Formula:</b>			
Unit Funding	\$7,744	\$1,281,632	<b>\$1,281,632</b>
<b>Other Sources</b>			
School Evaluation		\$4,000	
FNESC Support		\$9,194	
Co-op Program		\$12,546	
Gathering Strength:			
— Stay in School		\$10,060	
— Capacity Building		\$28,817	
— Integrating Services		\$10,060	
Federal Special Education		\$69,809	
<b>Total</b>			<b>\$144,485</b>
<b>Total Operating: Independent School</b>			<b>\$1,426,117</b>
<b>Total Operating / Student FTE</b>		<b>\$8,617</b>	
<b>Total Operating: Provincial</b>			<b>\$1,967,435</b>
<b>Total Operating: Federal</b>			<b>\$1,921,839</b>

<b>School No.</b>	<b>5692</b>	<b>Eliza Archie Memorial School</b>
<b>Band No.:</b>	<b>713</b>	<b>CANIM LAKE (CFNFA)</b>
<b>FNSA Region:</b>	<b>7</b>	<b>Secwpemic/St'ati'Imc/Niaka'pamux</b>
<b>Student FTE (K5 - 12, SS):</b>	<b>26.000</b>	
K4 (not costed)	1.000	
<b>Total FTE:</b>	<b>27.000</b>	
<b>Total number of students:</b>	<b>28</b>	School Type: Elementary
<b>Total Includes Adults:</b>	<b>0</b>	Age Category: School Aged
<b>Located In School District</b>	<b>27</b>	Cariboo-Chilcotin
<b>Block Rate for District:</b>	<b>\$7,346</b>	
<b>District Enrolment:</b>	<b>7,182</b>	

**Independent School Funding Formula:**

<b>Independent School Funding Formula:</b>			
Unit Funding	\$7,346	\$190,996	\$190,996
<b>Other Sources</b>			
School Evaluation		\$1,000	
FNESC Support		\$1,444	
Co-op Program		\$0	
Gathering Strength:			
— Stay in School		\$2,787	
— Capacity Building		\$8,553	
— Integrating Services		\$2,787	
Federal Special Education		\$23,118	
<b>Total</b>			<b>\$39,689</b>
<b>Total Operating: Independent School</b>			<b>\$230,685</b>
<b>Total Operating / Student FTE</b>		<b>\$8,873</b>	
<b>Total Operating: Provincial</b>			<b>\$331,651</b>
<b>Total Operating: Federal</b>			<b>\$452,545</b>

**School No.** 5707 **Nus Wadeezulh Community School**  
**Band No.:** 608 **TAKLA LAKE (CFA)**  
**FNSA Region:** 8 **Tsilqot'in/Carrier/Sekani**

**Student FTE (K5 - 12, SS):** 37.750  
 K4 (not costed) 0.500  
**Total FTE:** 38.250  
 Total number of students: 39  
 Total Includes Adults: 3  
 School Type: Elem./Sec.  
 Age Category: School Aged

**Located in School District:** 91 **Nechako Lakes**  
**Block Rate for District:** \$7,527  
**District Enrolment:** 5,106

**Independent School Funding Formula:**

**Independent School Funding Formula:**

Unit Funding	\$7,527	\$284,144	<b>\$284,144</b>
<b>Other Sources</b>			
School Evaluation		\$1,000	
FNESC Support		\$2,097	
Co-op Program		\$0	
Gathering Strength:			
— Stay in School		\$3,468	
— Capacity Building		\$10,468	
— Integrating Services		\$3,468	
Federal Special Education		\$27,612	
<b>Total</b>			<b>\$48,112</b>
<b>Total Operating: Independent School</b>			<b>\$332,257</b>
<b>Total Operating / Student FTE</b>		<b>\$8,802</b>	
<b>Total Operating: Provincial</b>			<b>\$627,026</b>
<b>Total Operating: Federal</b>			<b>\$478,720</b>

**School No.** 5872  
**Band No.:** 661  
**FNSA Region:** 6

**Hot Springs Cove**  
**HESQUIAHT (CFNFA)**  
**Nu-chah-nuulth/Coast Salish**

<b>Student FTE (K5 - 12, SS):</b>	<b>16.000</b>	
K4 (not costed)	1.000	
<b>Total FTE:</b>	<b>17.000</b>	
Total number of students:	18	School Type: Elementary
Total Includes Adults:	0	Age Category: School Aged
<b>Located in School District</b>	70	Alberni
<b>Block Rate for District:</b>	\$7,354	
<b>District Enrolment:</b>	4,976	

**Independent School Funding Formula:**

<b>Independent School Funding Formula:</b>			
Unit Funding	\$7,354	\$117,664	\$117,664
<b>Other Sources</b>			
School Evaluation		\$1,000	
FNESC Support		\$889	
Co-op Program		\$0	
Gathering Strength:			
— Stay in School		\$1,703	
— Capacity Building		\$5,518	
— Integrating Services		\$1,703	
Federal Special Education		\$16,056	
<b>Total</b>			<b>\$26,870</b>
<b>Total Operating: Independent School</b>			<b>\$144,534</b>
<b>Total Operating / Student FTE</b>		<b>\$9,033</b>	
<b>Total Operating: Provincial</b>			<b>\$233,860</b>
<b>Total Operating: Federal</b>			<b>\$189,290</b>

**School No.** 5896  
**Band No.:** 710  
**FNSA Region:** 8

**Tsi Deldel School**  
**ALEXIS CREEK (CFA)**  
**Tsilqot'in/Carrier/Sekani**

**Student FTE (K5 - 12, SS):** 45.000  
 K4 (not costed) 0.500  
**Total FTE:** 45.500  
 Total number of students: 46  
 Total Includes Adults: 0

Independent School  
 School Type: Elem./Sec.  
 Age Category: School Aged

Located in School District 27 Cariboo-Chilcotin  
**Block Rate for District:** \$7,346  
**District Enrolment:** 7,182

**Independent School Funding Formula:**

<b>Independent School Funding Formula:</b>			
Unit Funding	\$7,346	\$330,570	\$330,570
<b>Other Sources</b>			
School Evaluation		\$2,000	
FNESC Support		\$2,500	
Co-op Program		\$0	
Gathering Strength:			
— Stay in School		\$3,832	
— Capacity Building		\$11,485	
— Integrating Services		\$3,832	
Federal Special Education		\$29,961	
<b>Total</b>			<b>\$53,611</b>
<b>Total Operating: Independent School</b>			<b>\$384,181</b>
<b>Total Operating / Student FTE</b>		<b>\$8,537</b>	
<b>Total Operating: Provincial</b>			<b>\$588,382</b>
<b>Total Operating: Federal</b>			<b>\$514,174</b>



<b>School No.</b>	<b>6034</b>	<b>Kyah Wiget Adult Centre</b>
<b>Band No.:</b>	<b>530</b>	<b>MORICETOWN (CFA)</b>
<b>FNSA Region:</b>	<b>1</b>	<b>Gitksan/Wet'suwet'en</b>
<b>Student FTE (K5 - 12, SS):</b>	<b>14.250</b>	
K4 (not costed)	0.000	
<b>Total FTE:</b>	<b>14.250</b>	
Total number of students:	33	School Type: Elem./Sec.
Total Includes Adults:	31	Age Category: Adult
<b>Located In School District</b>	<b>82</b>	<b>Coast Mountains</b>
<b>Block Rate for District:</b>	<b>\$7,507</b>	
<b>District Enrolment:</b>	<b>6,896</b>	

**Independent School Funding Formula:**

<b>Independent School Funding Formula:</b>			
Unit Funding	\$7,507	\$106,975	<b>\$106,975</b>
<b>Other Sources</b>			
School Evaluation		\$1,000	
FNESC Support		\$792	
Co-op Program		\$0	
Gathering Strength:			
— Stay in School		\$2,274	
— Capacity Building		\$7,156	
— Integrating Services		\$2,274	
Federal Special Education		\$20,038	
<b>Total</b>			<b>\$33,535</b>
<b>Total Operating: Independent School</b>			<b>\$140,509</b>
<b>Total Operating / Student FTE</b>		<b>\$9,860</b>	
<b>Total Operating: Provincial</b>			<b>\$364,753</b>
<b>Total Operating: Federal</b>			<b>\$160,736</b>

<b>School No.</b>	<b>6103</b>	<b>Gitwangak Adult Program</b>
<b>Band No.:</b>	<b>536</b>	<b>GITWANGAK (CFNFA)</b>
<b>FNSA Region:</b>	<b>1</b>	<b>Gitksan/Wet'suwet'en</b>
<b>Student FTE (K5 - 12, SS):</b>	<b>16.125</b>	
K4 (not costed)	0.000	
<b>Total FTE:</b>	<b>16.125</b>	
Total number of students:	21	School Type: Secondary
Total Includes Adults:	19	Age Category: Adult
<b>Located in School District</b>	<b>82</b>	<b>Coast Mountains</b>
<b>Block Rate for District:</b>	<b>\$7,507</b>	
<b>District Enrolment:</b>	<b>6,896</b>	

**Independent School Funding Formula:**

<b>Independent School Funding Formula:</b>			
Unit Funding	\$7,507	\$121,050	\$121,050
<b>Other Sources</b>			
School Evaluation		\$1,000	
FNESC Support		\$896	
Co-op Program		\$0	
Gathering Strength:			
— Stay in School		\$2,378	
— Capacity Building		\$7,444	
— Integrating Services		\$2,378	
Federal Special Education		\$20,699	
<b>Total</b>			<b>\$34,794</b>
<b>Total Operating: Independent School</b>			<b>\$155,845</b>
<b>Total Operating / Student FTE</b>		<b>\$9,665</b>	
<b>Total Operating: Provincial</b>			<b>\$415,486</b>
<b>Total Operating: Federal</b>			<b>\$218,014</b>

**School No.** 6186 **TI'azten Adult Learning Centre**  
**Band No.:** 617 **TL'AZT'EN NATION (CFA)**  
**FNSA Region:** 8 **Tsilqot'in/Carrier/Sekani**

**Student FTE (K5 - 12, SS):** 14.125  
 K4 (not costed) 0.000  
**Total FTE:** 14.125  
 Total number of students: 44 **School Type:** Secondary  
 Total Includes Adults: 43 **Age Category:** Adult

**Located in School District:** 91 **Nechako Lakes**  
**Block Rate for District:** \$7,527  
**District Enrolment:** 5,106

**Independent School Funding Formula:**

<b>Independent School Funding Formula:</b>				
<b>Independent School Funding Formula:</b>				
Unit Funding	\$7,527	\$106,319		<b>\$106,319</b>
<b>Other Sources</b>				
School Evaluation		\$1,000		
FNESC Support		\$785		
Co-op Program		\$0		
Gathering Strength:				
— Stay in School		\$2,274		
— Capacity Building		\$7,156		
— Integrating Services		\$2,274		
Federal Special Education		\$20,038		
<b>Total</b>				<b>\$33,528</b>
<b>Total Operating: Independent School</b>				<b>\$139,846</b>
<b>Total Operating / Student FTE</b>		<b>\$9,901</b>		
<b>Total Operating: Provincial</b>				<b>\$383,954</b>
<b>Total Operating: Federal</b>				<b>\$185,039</b>

<b>School No.</b>	<b>6334</b>	<b>Outma Squilxw Cultural</b>
<b>Band No.:</b>	<b>597</b>	<b>PENTICTON (CFA)</b>
<b>FNSA Region:</b>	<b>4</b>	<b>Kootenay/Okanagan</b>
<b>Student FTE (K5 - 12, SS):</b>	<b>26.000</b>	
K4 (not costed)	3.500	
Total FTE:	29.500	
Total number of students:	33	School Type: Elementary
Total Includes Adults:	0	Age Category: School Aged
<b>Located In School District</b>	<b>67</b>	<b>Okanagan-Skaha</b>
<b>Block Rate for District:</b>	<b>\$6,426</b>	
<b>District Enrolment:</b>	<b>7,435</b>	

**Independent School Funding Formula:**

<b>Independent School Funding Formula:</b>			
Unit Funding	\$6,426	\$167,076	<b>\$167,076</b>
<b>Other Sources</b>			
School Evaluation		\$1,000	
FNESC Support		\$1,444	
Co-op Program		\$0	
Gathering Strength:			
— Stay in School		\$2,687	
— Capacity Building		\$8,208	
— Integrating Services		\$2,687	
Federal Special Education		\$22,034	
<b>Total</b>			<b>\$38,061</b>
<b>Total Operating: Independent School</b>			<b>\$205,137</b>
<b>Total Operating / Student FTE</b>		<b>\$7,890</b>	
<b>Total Operating: Provincial</b>			<b>\$353,740</b>
<b>Total Operating: Federal</b>			<b>\$237,384</b>

**School No.** 6343 **George Manuel Institute**  
**Band No.:** 690 **NESKONLITH (CFA)**  
**FNSA Region:** 7 **Secwpmic/St'at'imc/Niaka'pamux**

**Student FTE (K5 - 12, SS):** 35.000  
 K4 (not costed) 0.000  
 Total FTE: 35.000  
 Total number of students: 40 School Type: Elem./Sec.  
 Total Includes Adults: 27 Age Category: Mixed Ages

Located in School District 73 Kamloops/Thompson  
 Block Rate for District: \$6,743  
 District Enrolment: 16,467

**Independent School Funding Formula:**

<b>Independent School Funding Formula:</b>			
Unit Funding	\$6,743	\$236,005	\$236,005
<b>Other Sources</b>			
School Evaluation		\$1,000	
FNESC Support		\$1,944	
Co-op Program		\$37,635	
Gathering Strength:			
— Stay in School		\$3,307	
— Capacity Building		\$10,032	
— Integrating Services		\$3,307	
Federal Special Education		\$26,654	
<b>Total</b>			<b>\$83,879</b>
<b>Total Operating: Independent School</b>			<b>\$319,884</b>
<b>Total Operating / Student FTE</b>		<b>\$9,140</b>	
<b>Total Operating: Provincial</b>			<b>\$719,133</b>
<b>Total Operating: Federal</b>			<b>\$344,151</b>

**School No.** 6346 **Muskoti Learning Center**  
**Band No.:** 542 **SAULTEAU (CFA)**  
**FNSA Region:** 3 **Kaska/Dene/Tahltan/Tagish/Inland Tlingit**

**Student FTE (K5 - 12, SS):** 32.250  
 K4 (not costed) 0.000  
**Total FTE:** 32.250  
 Total number of students: 41 School Type: Elem./Sec.  
 Total Includes Adults: 36 Age Category: Adult

**Located in School District:** 59 Peace River South  
**Block Rate for District:** \$8,032  
**District Enrolment:** 4,835

**Independent School Funding Formula:**

<b>Independent School Funding Formula:</b>			
<b>Unit Funding</b>	\$8,032	\$259,032	<b>\$259,032</b>
<b>Other Sources</b>			
School Evaluation		\$1,000	
FNESC Support		\$1,792	
Co-op Program		\$0	
Gathering Strength:			
— Stay in School		\$3,204	
— Capacity Building		\$9,744	
— Integrating Services		\$3,204	
Federal Special Education		\$25,993	
<b>Total</b>			<b>\$44,936</b>
<b>Total Operating: Independent School</b>			<b>\$303,968</b>
<b>Total Operating / Student FTE</b>		<b>\$9,425</b>	
<b>Total Operating: Provincial</b>			<b>\$634,530</b>
<b>Total Operating: Federal</b>			<b>\$320,485</b>

**School No.** 6612 **Stein Valley / N'lakapamux Schools**  
**Band No.:** 705 **Lytton (CFA)**  
**FNSA Region:** 7 **Secwepemic/St'at'l'mc/Nlaka'pamux**

**Student FTE (K5 - 12, SS):** 104.500  
 K4 (not costed) 7.500  
**Total FTE:** 112.000 **Independent School**  
**Total number of students:** 120 **School Type: Elem./Sec.**  
**Total Includes Adults:** 0 **Age Category: School Aged**

**Located in School District** 74 **Gold Trail**  
**Block Rate for District:** \$8,602  
**District Enrolment:** 2,606

**Independent School Funding Formula:**

<b>Independent School Funding Formula:</b>			
Unit Funding	\$8,602	\$898,909	<b>\$898,909</b>
<b>Other Sources</b>			
School Evaluation		\$4,000	
FNESC Support		\$5,806	
Co-op Program		\$21,870	
Gathering Strength:			
— Stay in School		\$6,795	
— Capacity Building		\$19,688	
— Integrating Services		\$6,795	
Federal Special Education		\$48,638	
<b>Total</b>			<b>\$113,591</b>
<b>Total Operating: Independent School</b>			<b>\$1,012,500</b>
<b>Total Operating / Student FTE</b>		<b>\$9,689</b>	
<b>Total Operating: Provincial</b>			<b>\$1,362,757</b>
<b>Total Operating: Federal</b>			<b>\$936,461</b>



<b>School No.</b>	<b>6640</b>	<b>Wagalus School</b>
<b>Band No.:</b>	<b>626</b>	<b>KWAKIUTL (CFA)</b>
<b>FNSA Region:</b>	<b>5</b>	<b>Kwaiuti/Heiltsuk/Nuxalk/Oweekeno</b>
<b>Student FTE (K5 - 12, SS):</b>	<b>14.000</b>	
K4 (not costed)	5.000	
<b>Total FTE:</b>	<b>19.000</b>	
Total number of students:	24	School Type: Elementary
Total Includes Adults:	0	Age Category: School Aged
<b>Located In School District</b>	<b>85</b>	Vancouver Island N.
<b>Block Rate for District:</b>	<b>\$8,263</b>	
<b>District Enrolment:</b>	<b>2,325</b>	

**Independent School Funding Formula:**

<b>Independent School Funding Formula:</b>			
Unit Funding	\$8,263	\$115,682	\$115,682
<b>Other Sources</b>			
School Evaluation		\$1,000	
FNESC Support		\$778	
Co-op Program		\$0	
Gathering Strength:			
— Stay in School		\$1,828	
— Capacity Building		\$5,697	
— Integrating Services		\$1,828	
Federal Special Education		\$15,740	
<b>Total</b>			<b>\$26,870</b>
<b>Total Operating: Independent School</b>			<b>\$142,552</b>
<b>Total Operating / Student FTE</b>		<b>\$10,182</b>	
<b>Total Operating: Provincial</b>			<b>\$228,918</b>
<b>Total Operating: Federal</b>			<b>\$154,798</b>

**School No.** 6651 **Jean Marie Joseph Adult Centre**  
**Band No.:** 728 **YEKOOCHE (CFA)**  
**FNSA Region:** 8 **Tsilqot'in/Carrler/Sekani**

**Student FTE (K5 - 12, SS):** 16.250  
 K4 (not costed) 0.000  
**Total FTE:** 16.250  
 Total number of students: 20 **School Type:** Secondary  
 Total Includes Adults: 20 **Age Category:** Adult

**Located in School District:** 91 **Nechako Lakes**  
**Block Rate for District:** \$7,527  
**District Enrolment:** 5,106

**Independent School Funding Formula:**

**Independent School Funding Formula:**

Unit Funding	\$7,527	\$122,314	<b>\$122,314</b>
<b>Other Sources</b>			
School Evaluation		\$1,000	
FNESC Support		\$903	
Co-op Program		\$0	
Gathering Strength:			
— Stay in School		\$2,378	
— Capacity Building		\$7,444	
— Integrating Services		\$2,378	
Federal Special Education		\$20,699	
<b>Total</b>			<b>\$34,801</b>
<b>Total Operating: Independent School</b>			<b>\$157,115</b>
<b>Total Operating / Student FTE</b>		<b>\$9,669</b>	
<b>Total Operating: Provincial</b>			<b>\$410,233</b>
<b>Total Operating: Federal</b>			<b>\$214,805</b>

**School No.** 6908 **First Nations Highschool (Hazelton)**  
**Band No.:** 531 **GITANMAAX (CFNFA)**  
**FNSA Region:** 1 **Gitksan/Wet'suwet'en**

**Student FTE (K5 - 12, SS):** 73.000  
 K4 (not costed) 0.000  
**Total FTE:** 73.000  
**Total number of students:** 73 **School Type:** Secondary  
**Total Includes Adults:** 62 **Age Category:** Adult

**Located In School District:** 82 **Coast Mountains**  
**Block Rate for District:** \$7,507  
**District Enrolment:** 6,896

**Independent School Funding Formula:**

<b>Independent School Funding Formula:</b>			
Unit Funding	\$7,507	\$548,011	<b>\$548,011</b>
<b>Other Sources</b>			
School Evaluation		\$2,000	
FNESC Support		\$4,056	
Co-op Program		\$47,520	
Gathering Strength:			
— Stay in School		\$5,269	
— Capacity Building		\$15,494	
— Integrating Services		\$5,269	
Federal Special Education		\$39,226	
<b>Total</b>			<b>\$118,834</b>
<b>Total Operating: Independent School</b>			<b>\$666,845</b>
<b>Total Operating / Student FTE</b>		<b>\$9,135</b>	
<b>Total Operating: Provincial</b>			<b>\$1,070,917</b>
<b>Total Operating: Federal</b>			<b>\$739,216</b>

**School No.** 6932 **GitGingolx Wilp Wiloxskw Adult**  
**Band No.:** 671 **KINCOLITH (CFA)**  
**FNSA Region:** 2 **Haida/Tsimshlan/Haisla/Nisga'a**

**Student FTE (K5 - 12, SS):** 19.500  
 K4 (not costed) 0.000  
**Total FTE:** 19.500  
**Total number of students:** 22 **School Type:** Secondary  
**Total Includes Adults:** 22 **Age Category:** Adult

**Located in School District:** 92 **Nisga'a**  
**Block Rate for District:** \$12,104  
**District Enrolment:** 497

**Independent School Funding Formula:**

**Independent School Funding Formula:**

Unit Funding	\$12,104	\$236,028	<b>\$236,028</b>
<b>Other Sources</b>			
School Evaluation		\$1,000	
FNESC Support		\$1,083	
Co-op Program		\$0	
Gathering Strength:			
— Stay in School		\$2,533	
— Capacity Building		\$7,875	
— Integrating Services		\$2,533	
Federal Special Education		\$21,692	
<b>Total</b>			<b>\$36,715</b>
<b>Total Operating: Independent School</b>			<b>\$272,743</b>
<b>Total Operating / Student FTE</b>		<b>\$13,987</b>	
<b>Total Operating: Provincial</b>			<b>\$573,116</b>
<b>Total Operating: Federal</b>			<b>\$193,344</b>

**School No. 7114 Rosie Seymour Elementary**  
**Band No.: 723 CANOE CREEK (CFA)**  
**FNSA Region: 7 Secwpmic/St'at'lmc/Nlaka'pamux**

**Student FTE (K5 - 12, SS): 20.000**  
 K4 (not costed) 0.000  
 Total FTE: 20.000  
 Total number of students: 20 School Type: Elementary  
 Total Includes Adults: 0 Age Category: School Aged

Located in School District 74 Gold Trail  
 Block Rate for District: \$8,602  
 District Enrolment: 2,606

**Independent School Funding Formula:**

<b>Independent School Funding Formula:</b>			
Unit Funding	\$8,602	\$172,040	<b>\$172,040</b>
<b>Other Sources</b>			
School Evaluation		\$1,000	
FNESC Support		\$1,111	
Co-op Program		\$0	
Gathering Strength:			
— Stay in School		\$2,533	
— Capacity Building		\$7,875	
— Integrating Services		\$2,533	
Federal Special Education		\$21,692	
<b>Total</b>			<b>\$36,743</b>
<b>Total Operating: Independent School</b>			<b>\$208,783</b>
<b>Total Operating / Student FTE</b>		<b>\$10,439</b>	
<b>Total Operating: Provincial</b>			<b>\$282,028</b>
<b>Total Operating: Federal</b>			<b>\$200,893</b>

**School No.** 7117 **Penticton Indian Band Education Centre**  
**Band No.:** 597 **PENTICTON (CFA)**  
**FNSA Region:** 4 **Kootenay/Okanagan**

**Student FTE (K5 - 12, SS):** 32.000  
 K4 (not costed) 0.000  
**Total FTE:** 32.000  
 Total number of students: 34 **School Type:** Secondary  
 Total Includes Adults: 25 **Age Category:** Mixed Ages

**Located In School District:** 67 **Okanagan-Skaha**  
**Block Rate for District:** \$6,426  
**District Enrolment:** 7,435

**Independent School Funding Formula:**

<b>Independent School Funding Formula:</b>			
Unit Funding	\$6,426	\$205,632	\$205,632
<b>Other Sources</b>			
School Evaluation		\$1,000	
FNESC Support		\$1,778	
Co-op Program		\$70,000	
Gathering Strength:			
— Stay in School		\$3,152	
— Capacity Building		\$9,600	
— Integrating Services		\$3,152	
Federal Special Education		\$25,662	
<b>Total</b>			<b>\$114,344</b>
<b>Total Operating: Independent School</b>			<b>\$319,976</b>
<b>Total Operating / Student FTE</b>		<b>\$9,999</b>	
<b>Total Operating: Provincial</b>			<b>\$715,522</b>
<b>Total Operating: Federal</b>			<b>\$359,666</b>

**School No.** 7120  
**Band No.:** 684  
**FNSA Region:** 7

**Switzemalph Adult Learning Centre**  
**ADAMS LAKE (CFA)**  
**Secwpehic/Stt'at'imc/Nlaka'pamux**

<b>Student FTE (K5 - 12, SS):</b>	<b>34.875</b>	
K4 (not costed)	0.000	
<b>Total FTE:</b>	<b>34.875</b>	
Total number of students:	39	School Type: Secondary
Total Includes Adults:	39	Age Category: Adult
<b>Located in School District</b>	<b>83</b>	N. Okanagan-Shuswap
<b>Block Rate for District:</b>	<b>\$6,876</b>	
<b>District Enrolment:</b>	<b>8,175</b>	

**Independent School Funding Formula:**

<b>Independent School Funding Formula:</b>			
Unit Funding	\$6,876	\$239,801	<b>\$239,801</b>
<b>Other Sources</b>			
School Evaluation		\$1,000	
FNESC Support		\$1,938	
Co-op Program		\$0	
Gathering Strength:			
— Stay in School		\$3,307	
— Capacity Building		\$10,032	
— Integrating Services		\$3,307	
Federal Special Education		\$26,654	
<b>Total</b>			<b>\$46,237</b>
<b>Total Operating: Independent School</b>			<b>\$286,038</b>
<b>Total Operating / Student FTE</b>		<b>\$8,202</b>	
<b>Total Operating: Provincial</b>			<b>\$763,205</b>
<b>Total Operating: Federal</b>			<b>\$328,522</b>



<b>School No.</b>	<b>7136</b>	<b>Takla Lake Adult Centre</b>
<b>Band No.:</b>	<b>608</b>	<b>TAKLA LAKE (CFA)</b>
<b>FNSA Region:</b>	<b>8</b>	<b>Tsilqot'in/Carrier/Sekani</b>
<b>Student FTE (K5 - 12, SS):</b>	<b>22.125</b>	
K4 (not costed)	0.000	
<b>Total FTE:</b>	<b>22.125</b>	
Total number of students:	25	School Type: Secondary
Total Includes Adults:	25	Age Category: Adult
<b>Located in School District</b>	<b>91</b>	<b>Nechako Lakes</b>
<b>Block Rate for District:</b>	<b>\$7,527</b>	
<b>District Enrolment:</b>	<b>5,106</b>	

### Independent School Funding Formula:

<b>Independent School Funding Formula:</b>			
Unit Funding	\$7,527	\$166,535	<b>\$166,535</b>
<b>Other Sources</b>			
School Evaluation		\$1,000	
FNESC Support		\$1,229	
Co-op Program		\$0	
Gathering Strength:			
— Stay in School		\$2,687	
— Capacity Building		\$8,306	
— Integrating Services		\$2,687	
Federal Special Education		\$22,684	
<b>Total</b>			<b>\$38,595</b>
<b>Total Operating: Independent School</b>			<b>\$205,130</b>
<b>Total Operating / Student FTE</b>		<b>\$9,271</b>	
<b>Total Operating: Provincial</b>			<b>\$444,470</b>
<b>Total Operating: Federal</b>			<b>\$290,971</b>

<b>School No.</b>	<b>7326</b>	<b>Ted Williams Memorial Learning Centre</b>
<b>Band No.:</b>	<b>607</b>	<b>LAKE BABINE (CFNFA)</b>
<b>FNSA Region:</b>	<b>8</b>	<b>Tsilqot'in/Carrier/Sekani</b>
<b>Student FTE (K5 - 12, SS):</b>	<b>34.250</b>	
K4 (not costed)	0.000	
<b>Total FTE:</b>	<b>34.250</b>	
Total number of students:	35	School Type: Secondary
Total Includes Adults:	29	Age Category: Adult
<b>Located in School District</b>	<b>91</b>	<b>Nechako Lakes</b>
<b>Block Rate for District:</b>	<b>\$7,527</b>	
<b>District Enrolment:</b>	<b>5,106</b>	

### Independent School Funding Formula:

<b>Independent School Funding Formula:</b>			
Unit Funding	\$7,527	\$257,800	\$257,800
<b>Other Sources</b>			
School Evaluation		\$1,000	
FNESC Support		\$1,903	
Co-op Program		\$0	
Gathering Strength:			
— Stay in School		\$3,307	
— Capacity Building		\$10,032	
— Integrating Services		\$3,307	
Federal Special Education		\$26,654	
<b>Total</b>			<b>\$46,203</b>
<b>Total Operating: Independent School</b>			<b>\$304,002</b>
<b>Total Operating / Student FTE</b>		<b>\$8,876</b>	
<b>Total Operating: Provincial</b>			<b>\$764,281</b>
<b>Total Operating: Federal</b>			<b>\$298,804</b>

<b>School No.</b>	<b>7331</b>	<b>Waglisla Integrated Studies</b>
<b>Band No.:</b>	<b>538</b>	<b>HEILTSUK (CFNFA)</b>
<b>FNSA Region:</b>	<b>5</b>	<b>Kwalutl/Helitsuk/Nuxalk/Oweekeno</b>
<b>Student FTE (K5 - 12, SS):</b>	<b>28.875</b>	
K4 (not costed)	0.000	
<b>Total FTE:</b>	<b>28.875</b>	
Total number of students:	36	School Type: Secondary
Total Includes Adults:	32	Age Category: Adult
<b>Located in School District</b>	<b>49</b>	<b>Central Coast</b>
<b>Block Rate for District:</b>	<b>\$13,109</b>	
<b>District Enrolment:</b>	<b>366</b>	

### Independent School Funding Formula:

<b>Independent School Funding Formula:</b>			
Unit Funding	\$13,109	\$378,522	<b>\$378,522</b>
<b>Other Sources</b>			
School Evaluation		\$1,000	
FNESC Support		\$1,604	
Co-op Program		\$0	
Gathering Strength:			
— Stay in School		\$2,997	
— Capacity Building		\$9,169	
— Integrating Services		\$2,997	
Federal Special Education		\$24,669	
<b>Total</b>			<b>\$42,437</b>
<b>Total Operating: Independent School</b>			<b>\$420,959</b>
<b>Total Operating / Student FTE</b>		<b>\$14,579</b>	
<b>Total Operating: Provincial</b>			<b>\$796,886</b>
<b>Total Operating: Federal</b>			<b>\$338,241</b>

**School No.** 7600 **Secwepemc Cultural Education Society**  
**Band No.:** 691 **NORTH THOMPSON (CFA)**  
**FNSA Region:** 7 **Secwepemic/St'at'imc/Niaka'pamux**

**Student FTE (K5 - 12, SS):** 16.750  
 K4 (not costed) 0.000  
**Total FTE:** 16.750  
 Total number of students: 24 **School Type: Secondary**  
 Total Includes Adults: 24 **Age Category: Adult**

**Located in School District:** 73 **Kamloops/Thompson**  
**Block Rate for District:** \$6,743  
**District Enroiment:** 16,467

**Independent School Funding Formula:**

<b>Independent School Funding Formula:</b>			
<b>Independent School Funding Formula:</b>			
Unit Funding	\$6,743	\$112,945	\$112,945
<b>Other Sources</b>			
School Evaluation		\$1,000	
FNESC Support		\$931	
Co-op Program		\$0	
Gathering Strength:			
— Stay in School		\$2,378	
— Capacity Building		\$7,444	
— Integrating Services		\$2,378	
Federal Special Education		\$20,699	
<b>Total</b>			<b>\$34,829</b>
<b>Total Operating: independent School</b>			<b>\$147,774</b>
<b>Total Operating / Student FTE</b>		<b>\$8,822</b>	
<b>Total Operating: Provincial</b>			<b>\$466,410</b>
<b>Total Operating: Federal</b>			<b>\$179,931</b>

<b>School No.</b>	<b>7636</b>	<b>Lip'Alhye School</b>
<b>Band No.:</b>	<b>539</b>	<b>NUXALK NATION (CFA)</b>
<b>FNSA Region:</b>	<b>5</b>	<b>Kwalut/Heiltsuk/Nuxalk/Oweekeno</b>
<b>Student FTE (K5 - 12, SS):</b>	<b>42.000</b>	
K4 (not costed)	0.000	
<b>Total FTE:</b>	<b>42.000</b>	
Total number of students:	42	School Type: Secondary
Total Includes Adults:	41	Age Category: Adult
<b>Located in School District</b>	<b>49</b>	<b>Central Coast</b>
<b>Block Rate for District:</b>	<b>\$13,109</b>	
<b>District Enrolment:</b>	<b>366</b>	

**Independent School Funding Formula:**

<b>Independent School Funding Formula:</b>			
Unit Funding	\$13,109	\$550,578	<b>\$550,578</b>
<b>Other Sources</b>			
School Evaluation		\$1,000	
FNESC Support		\$2,333	
Co-op Program		\$0	
Gathering Strength:			
— Stay in School		\$3,668	
— Capacity Building		\$11,038	
— Integrating Services		\$3,668	
Federal Special Education		\$28,970	
<b>Total</b>			<b>\$50,678</b>
<b>Total Operating: Independent School</b>			<b>\$601,256</b>
<b>Total Operating / Student FTE</b>		<b>\$14,316</b>	
<b>Total Operating: Provincial</b>			<b>\$1,038,172</b>
<b>Total Operating: Federal</b>			<b>\$446,838</b>

**School No.** 8101 **Kwadacha Dune Ty Centre**  
**Band No.:** 610 **KWADACHA (CFA)**  
**FNSA Region:** 3 **Kaska/Dene/Tahltan/Tagish/Inland Tlingit**

**Student FTE (K5 - 12, SS):** 25.000  
 K4 (not costed) 0.000  
**Total FTE:** 25.000  
 Total number of students: 43 **School Type: Elem./Sec.**  
 Total Includes Adults: 43 **Age Category: Adult**

**Located in School District:** 87 **Stikine**  
**Block Rate for District:** \$16,416  
**District Enrolment:** 328

**Independent School Funding Formula:**

<b>Independent School Funding Formula:</b>			
Unit Funding	\$16,416	\$410,400	<b>\$410,400</b>
<b>Other Sources</b>			
School Evaluation		\$1,000	
FNESC Support		\$1,389	
Co-op Program		\$0	
Gathering Strength:			
— Stay in School		\$2,791	
— Capacity Building		\$8,594	
— Integrating Services		\$2,791	
Federal Special Education		\$23,346	
<b>Total</b>			<b>\$39,910</b>
<b>Total Operating: Independent School</b>			<b>\$450,310</b>
<b>Total Operating / Student FTE</b>		<b>\$18,012</b>	
<b>Total Operating: Provincial</b>			<b>\$537,869</b>
<b>Total Operating: Federal</b>			<b>\$321,527</b>

**School No.** 8121  
**Band No.:** 602  
**FNSA Region:** 4

**A'Q'Amnik Elementary**  
**St. Mary's (CFA)**  
**Kootenay/Okanagan**

**Student FTE (K5 - 12, SS):** 27.063  
 K4 (not costed) 0.000  
**Total FTE:** 27.063  
 Total number of students: 28  
 Total Includes Adults: 0

Independent School  
 School Type: Elementary  
 Age Category: School Aged

**Located In School District:** 5 Southeast Kootenay  
**Block Rate for District:** \$7,018  
**District Enrolment:** 6,552

**Independent School Funding Formula:**

<b>Independent School Funding Formula:</b>			
<b>Unit Funding</b>	\$7,018	\$189,928	<b>\$189,928</b>
<b>Other Sources</b>			
School Evaluation		\$1,000	
FNESC Support		\$1,504	
Co-op Program		\$0	
Gathering Strength:			
— Stay in School		\$2,847	
— Capacity Building		\$8,736	
— Integrating Services		\$2,847	
Federal Special Education		\$23,614	
<b>Total</b>			<b>\$40,547</b>
<b>Total Operating: Independent School</b>			<b>\$230,475</b>
<b>Total Operating / Student FTE</b>		<b>\$8,516</b>	
<b>Total Operating: Provincial</b>			<b>\$328,075</b>
<b>Total Operating: Federal</b>			<b>\$269,040</b>



**School No.** 8141 **K'ay Skak Higher Learning Centre**  
**Band No.:** 607 **LAKE BABINE (CFNFA)**  
**FNSA Region:** 8 **Tsilqot'In/Carrier/Sekani**

**Student FTE (K5 - 12, SS):** 21.000  
 K4 (not costed) 0.000  
**Total FTE:** 21.000  
**Total number of students:** 21 **School Type:** Secondary  
**Total Includes Adults:** 0 **Age Category:** School Aged

**Located in School District:** 91 **Nechako Lakes**  
**Block Rate for District:** \$7,527  
**District Enrolment:** 5,106

**Independent School Funding Formula:**

<b>Independent School Funding Formula:</b>			
<b>Independent School Funding Formula:</b>			
Unit Funding	\$7,527	\$158,067	\$158,067
<b>Other Sources</b>			
School Evaluation		\$1,000	
FNESC Support		\$1,167	
Co-op Program		\$37,635	
Gathering Strength:			
— Stay in School		\$2,584	
— Capacity Building		\$8,019	
— Integrating Services		\$2,584	
Federal Special Education		\$22,023	
<b>Total</b>			<b>\$75,012</b>
<b>Total Operating: Independent School</b>			<b>\$233,079</b>
<b>Total Operating / Student FTE</b>		<b>\$11,099</b>	
<b>Total Operating: Provincial</b>			<b>\$417,971</b>
<b>Total Operating: Federal</b>			<b>\$229,891</b>

**School No.** 8144 **Na Aksa Gila Kyew Learning Centre**  
**Band No.:** 681 **Kitsumkalum (CFA)**  
**FNSA Region:** 2 **Haida/Tsimshian/Haisla/Nisga'a**

**Student FTE (K5 - 12, SS):** 15.750  
 K4 (not costed) 0.000  
**Total FTE:** 15.750  
**Total number of students:** 18 **School Type:** Elem./Sec.  
**Total Includes Adults:** 9 **Age Category:** Mixed Ages

**Located In School District:** 82 **Coast Mountains**  
**Block Rate for District:** \$7,507  
**District Enrolment:** 6,896

**Independent School Funding Formula:**

<b>Independent School Funding Formula:</b>			
<b>Unit Funding</b>	\$7,507	\$118,235	<b>\$118,235</b>
<b>Other Sources</b>			
School Evaluation		\$1,000	
FNESC Support		\$875	
Co-op Program		\$0	
Gathering Strength:			
— Stay in School		\$2,326	
— Capacity Building		\$7,300	
— Integrating Services		\$2,326	
Federal Special Education		\$20,368	
<b>Total</b>			<b>\$34,196</b>
<b>Total Operating: Independent School</b>			<b>\$152,431</b>
<b>Total Operating / Student FTE</b>		<b>\$9,678</b>	
<b>Total Operating: Provincial</b>			<b>\$345,289</b>
<b>Total Operating: Federal</b>			<b>\$145,211</b>

<b>School No.</b>	<b>8162</b>	<b>Tlesqox Elementary</b>
<b>Band No.:</b>	<b>718</b>	<b>Toosey (CFA)</b>
<b>FNSA Region:</b>	<b>8</b>	<b>Tsilqot'In/Carrier/Sekani</b>
<b>Student FTE (K5 - 12, SS):</b>	<b>9.500</b>	
K4 (not costed)	0.000	
<b>Total FTE:</b>	<b>9.500</b>	
Total number of students:	10	School Type: Elementary
Total Includes Adults:	0	Age Category: School Aged
<b>Located In School District</b>	<b>27</b>	<b>Carboo-Chilcotin</b>
<b>Block Rate for District:</b>	<b>\$7,346</b>	
<b>District Enrolment:</b>	<b>7,182</b>	

**Independent School Funding Formula:**

<b>Independent School Funding Formula:</b>			
Unit Funding	\$7,346	\$69,787	<b>\$69,787</b>
<b>Other Sources</b>			
School Evaluation		\$1,000	
FNESC Support		\$528	
Co-op Program		\$0	
Gathering Strength:			
— Stay in School		\$2,016	
— Capacity Building		\$6,438	
— Integrating Services		\$2,016	
Federal Special Education		\$18,383	
<b>Total</b>			<b>\$30,381</b>
<b>Total Operating: Independent School</b>			<b>\$100,168</b>
<b>Total Operating / Student FTE</b>		<b>\$10,544</b>	
<b>Total Operating: Provincial</b>			<b>\$177,213</b>
<b>Total Operating: Federal</b>			<b>\$119,021</b>

**School No.** 8778  
**Band No.:** 543  
**FNSA Region:** 3

**Chalo School**  
**FORT NELSON (CFA)**  
**Kaska/Dene/Tahltan/Tagish/Inland Tlingit**

<b>Student FTE (K5 - 12, SS):</b>	<b>87.500</b>	
K4 (not costed)	6.000	
<b>Total FTE:</b>	<b>93.500</b>	
Total number of students:	108	School Type: Elem./Sec.
Total Includes Adults:	0	Age Category: School Aged
<b>Located in School District</b>	<b>81</b>	Fort Nelson
<b>Block Rate for District:</b>	<b>\$7,773</b>	
<b>District Enrolment:</b>	<b>1,205</b>	

**Independent School Funding Formula:**

<b>Independent School Funding Formula:</b>			
Unit Funding	\$7,773	\$680,138	<b>\$680,138</b>
<b>Other Sources</b>			
School Evaluation		\$4,000	
FNESC Support		\$4,861	
Co-op Program		\$0	
Gathering Strength:			
— Stay in School		\$5,946	
— Capacity Building		\$17,325	
— Integrating Services		\$5,946	
Federal Special Education		\$43,211	
<b>Total</b>			<b>\$81,288</b>
<b>Total Operating: Independent School</b>			<b>\$761,426</b>
<b>Total Operating / Student FTE</b>		<b>\$8,702</b>	
<b>Total Operating: Provincial</b>			<b>\$929,742</b>
<b>Total Operating: Federal</b>			<b>\$761,520</b>

**School No.** 8801  
**Band No.:** 607  
**FNSA Region:** 8

**Fort Babine Elementary**  
**LAKE BABINE (CFNFA)**  
**Tsilqot'in/Carrier/Sekani**

<b>Student FTE (K5 - 12, SS):</b>	<b>12.000</b>	
K4 (not costed)	0.000	
<b>Total FTE:</b>	<b>12.000</b>	
Total number of students:	12	School Type: Elementary
Total Includes Adults:	0	Age Category: School Aged
<b>Located in School District</b>	<b>91</b>	<b>Nechako Lakes</b>
<b>Block Rate for District:</b>	<b>\$7,527</b>	
<b>District Enrolment:</b>	<b>5,106</b>	

**Independent School Funding Formula:**

<b>Independent School Funding Formula:</b>			
Unit Funding	\$7,527	\$90,324	<b>\$90,324</b>
<b>Other Sources</b>			
School Evaluation		\$1,000	
FNESC Support		\$667	
Co-op Program		\$0	
Gathering Strength:			
— Stay in School		\$2,120	
— Capacity Building		\$6,725	
— Integrating Services		\$2,120	
Federal Special Education		\$19,045	
<b>Total</b>			<b>\$31,676</b>
<b>Total Operating: Independent School</b>			<b>\$122,000</b>
<b>Total Operating / Student FTE</b>		<b>\$10,167</b>	
<b>Total Operating: Provincial</b>			<b>\$224,685</b>
<b>Total Operating: Federal</b>			<b>\$120,179</b>

**School No.** 8860  
**Band No.:** 691  
**FNSA Region:** 7

**Neqweyqwelsten School**  
**NORTH THOMPSON (CFA)**  
**Secwpeṃlc/St'at'l'imc/Nlaka'pamux**

<b>Student FTE (K5 - 12, SS):</b>	<b>31.000</b>	
K4 (not costed)	1.500	
<b>Total FTE:</b>	<b>32.500</b>	
Total number of students:	34	School Type: Elementary
Total Includes Adults:	0	Age Category: School Aged
<b>Located in School District</b>	73	Kamloops/Thompson
<b>Block Rate for District:</b>	\$6,743	
<b>District Enrolment:</b>	16,467	

**Independent School Funding Formula:**

<b>Independent School Funding Formula:</b>			
Unit Funding	\$6,743	\$209,033	<b>\$209,033</b>
<b>Other Sources</b>			
School Evaluation		\$1,000	
FNESC Support		\$1,722	
Co-op Program		\$0	
Gathering Strength:			
— Stay in School		\$3,056	
— Capacity Building		\$9,294	
— Integrating Services		\$3,056	
Federal Special Education		\$24,793	
<b>Total</b>			<b>\$42,921</b>
<b>Total Operating: Independent School</b>			<b>\$251,954</b>
<b>Total Operating / Student FTE</b>		<b>\$8,128</b>	
<b>Total Operating: Provincial</b>			<b>\$344,828</b>
<b>Total Operating: Federal</b>			<b>\$311,469</b>

**School No.** 9045 **Head of the Lake School**  
**Band No.:** 562 **SKATIN (CFA)**  
**FNSA Region:** 7 **Secwpepic/Stl'at'imc/Nlaka'pamux**

**Student FTE (K5 - 12, SS):** 42.000  
 K4 (not costed) 0.000  
**Total FTE:** 42.000  
 Total number of students: 42 School Type: Elem./Sec.  
 Total Includes Adults: 0 Age Category: School Aged

**Located in School District:** 78 Fraser-Cascade  
**Block Rate for District:** \$7,407  
**District Enrolment:** 2,302

**Independent School Funding Formula:**

<b>Independent School Funding Formula:</b>			
<b>Unit Funding</b>	\$7,407	\$311,094	<b>\$311,094</b>
<b>Other Sources</b>			
School Evaluation		\$1,000	
FNESC Support		\$2,333	
Co-op Program		\$0	
Gathering Strength:			
— Stay in School		\$3,668	
— Capacity Building		\$11,038	
— Integrating Services		\$3,668	
Federal Special Education		\$28,970	
<b>Total</b>			<b>\$50,678</b>
<b>Total Operating: Independent School</b>			<b>\$361,772</b>
<b>Total Operating / Student FTE</b>		<b>\$8,614</b>	
<b>Total Operating: Provincial</b>			<b>\$489,629</b>
<b>Total Operating: Federal</b>			<b>\$406,849</b>



**School No.** 9067 **Coldwater Resource Tech**  
**Band No.:** 693 **COLDWATER (CFA)**  
**FNSA Region:** 7 **Secwpepic/St'at'Imc/Nlaka'pamux**

**Student FTE (K5 - 12, SS):** 15.000  
 K4 (not costed) 0.000  
**Total FTE:** 15.000  
**Total number of students:** 15 **School Type:** Secondary  
**Total Includes Adults:** 0 **Age Category:** School Aged

**Located in School District:** 58 **Nicola-Similkameen**  
**Block Rate for District:** \$7,109  
**District Enrolment:** 2,934

**Independent School Funding Formula:**

<b>Independent School Funding Formula:</b>			
<b>Unit Funding</b>	\$7,109	\$106,635	\$106,635
<b>Other Sources</b>			
School Evaluation		\$1,000	
FNESC Support		\$833	
Co-op Program		\$0	
Gathering Strength:			
— Stay in School		\$2,274	
— Capacity Building		\$7,156	
— Integrating Services		\$2,274	
Federal Special Education		\$20,038	
<b>Total</b>			<b>\$33,576</b>
<b>Total Operating: Independent School</b>			<b>\$140,211</b>
<b>Total Operating / Student FTE</b>		<b>\$9,347</b>	
<b>Total Operating: Provincial</b>			<b>\$335,325</b>
<b>Total Operating: Federal</b>			<b>\$170,702</b>

**School No.** 9137 **Coldwater School**  
**Band No.:** 693 **COLDWATER (CFA)**  
**FNSA Region:** 7 **Secwpe/mlc/Sti'att'imc/Nlaka'pamux**

**Student FTE (K5 - 12, SS):** 30.500  
 K4 (not costed) 3.000  
**Total FTE:** 33.500  
 Total number of students: 39  
 Total Includes Adults: 0  
 School Type: Elementary  
 Age Category: School Aged

**Located In School District:** 58 Nicola-Similkameen  
**Block Rate for District:** \$7,109  
**District Enrolment:** 2,934

**Independent School Funding Formula:**

<b>Independent School Funding Formula:</b>			
<b>Unit Funding</b>	\$7,109	\$216,825	<b>\$216,825</b>
<b>Other Sources</b>			
School Evaluation		\$1,000	
FNESC Support		\$1,694	
Co-op Program		\$0	
Gathering Strength:			
— Stay in School		\$2,964	
— Capacity Building		\$9,002	
— Integrating Services		\$2,964	
Federal Special Education		\$23,966	
<b>Total</b>			<b>\$41,591</b>
<b>Total Operating: Independent School</b>			<b>\$258,415</b>
<b>Total Operating / Student FTE</b>		<b>\$8,473</b>	
<b>Total Operating: Provincial</b>			<b>\$365,842</b>
<b>Total Operating: Federal</b>			<b>\$320,414</b>

**School No.** 9142 **Sk'il' Mountain Community School**  
**Band No.:** 595 **SETON LAKE (CFA)**  
**FNSA Region:** 6 **Nu-chah-nuulth/Coast Salish**

**Student FTE (K5 - 12, SS):** 75.250  
 K4 (not costed) 2.000  
**Total FTE:** 77.250  
**Total number of students:** 82 **School Type:** Elem./Sec.  
**Total Includes Adults:** 7 **Age Category:** School Aged

**Located in School District:** 48 **Howe Sound**  
**Block Rate for District:** \$6,818  
**District Enrolment:** 4,453

**Independent School Funding Formula:**

<b>Independent School Funding Formula:</b>			
<b>Independent School Funding Formula:</b>			
Unit Funding	\$6,818	\$513,055	<b>\$513,055</b>
<b>Other Sources</b>			
School Evaluation		\$3,000	
FNESC Support		\$4,181	
Co-op Program		\$14,500	
Gathering Strength:			
— Stay in School		\$5,283	
— Capacity Building		\$15,513	
— Integrating Services		\$5,283	
Federal Special Education		\$39,177	
<b>Total</b>			<b>\$86,938</b>
<b>Total Operating: Independent School</b>			<b>\$599,993</b>
<b>Total Operating / Student FTE</b>		<b>\$7,973</b>	
<b>Total Operating: Provincial</b>			<b>\$1,088,786</b>
<b>Total Operating: Federal</b>			<b>\$896,413</b>

<b>School No.</b>	<b>9278</b>	<b>Blueberry Band School</b>
<b>Band No.:</b>	<b>547</b>	<b>BLUEBERRY (CFA)</b>
<b>FNSA Region:</b>	<b>3</b>	<b>Kaska/Dene/Tahltan/Tagish/Inland Tlingit</b>
<b>Student FTE (K5 - 12, SS):</b>	<b>11.000</b>	
K4 (not costed)	2.500	
<b>Total FTE:</b>	<b>13.500</b>	
Total number of students:	16	School Type: Elementary
Total Includes Adults:	0	Age Category: School Aged
<b>Located In School District</b>	<b>60</b>	<b>Peace River North</b>
<b>Block Rate for District:</b>	<b>\$6,984</b>	
<b>District Enrolment:</b>	<b>5,747</b>	

**Independent School Funding Formula:**

<b>Independent School Funding Formula:</b>			
Unit Funding	\$6,984	\$76,824	<b>\$76,824</b>
<b>Other Sources</b>			
School Evaluation		\$1,000	
FNESC Support		\$611	
Co-op Program		\$0	
Gathering Strength:			
— Stay in School		\$1,811	
— Capacity Building		\$5,714	
— Integrating Services		\$1,811	
Federal Special Education		\$16,057	
<b>Total</b>			<b>\$27,005</b>
<b>Total Operating: Independent School</b>			<b>\$103,829</b>
<b>Total Operating / Student FTE</b>		<b>\$9,439</b>	
<b>Total Operating: Provincial</b>			<b>\$202,714</b>
<b>Total Operating: Federal</b>			<b>\$205,199</b>

<b>School No.</b>	<b>9280</b>	<b>Nagwunt'oo School</b>
<b>Band No.:</b>	<b>722</b>	<b>ULKATCHO (CFA)</b>
<b>FNSA Region:</b>	<b>8</b>	<b>Tsilqot'In/Carrier/Sekanl</b>
<b>Student FTE (K5 - 12, SS):</b>	<b>13.000</b>	
K4 (not costed)	4.500	
Total FTE:	17.500	
Total number of students:	22	School Type: Elementary
Total Includes Adults:	0	Age Category: School Aged
<b>Located in School District</b>	<b>27</b>	<b>Cariboo-Chilcotin</b>
<b>Block Rate for District:</b>	<b>\$7,346</b>	
<b>District Enrolment:</b>	<b>7,182</b>	

**Independent School Funding Formula:**

<b>Independent School Funding Formula:</b>			
Unit Funding	\$7,346	\$95,498	<b>\$95,498</b>
<b>Other Sources</b>			
School Evaluation		\$1,000	
FNESC Support		\$722	
Co-op Program		\$0	
Gathering Strength:			
— Stay in School		\$1,805	
— Capacity Building		\$5,637	
— Integrating Services		\$1,805	
Federal Special Education		\$15,622	
<b>Total</b>			<b>\$26,590</b>
<b>Total Operating: Independent School</b>			<b>\$122,088</b>
<b>Total Operating / Student FTE</b>		<b>\$9,391</b>	
<b>Total Operating: Provincial</b>			<b>\$221,080</b>
<b>Total Operating: Federal</b>			<b>\$226,399</b>

**School No.** 9294 **Stu'ate Lelum Secondary**  
**Band No.:** 641 **CHEMAINUS (CFA)**  
**FNSA Region:** 6 **Nu-chah-nuulth/Coast Salish**

**Student FTE (K5 - 12, SS):** 123.000  
 K4 (not costed) 0.000  
**Total FTE:** 123.000 Independent School  
**Total number of students:** 123 School Type: Secondary  
**Total Includes Adults:** 87 Age Category: Mixed Ages

**Located in School District:** 68 Nanaimo-Ladysmith  
**Block Rate for District:** \$6,291  
**District Enrolment:** 16,114

**Independent School Funding Formula:**

<b>Independent School Funding Formula:</b>			
Unit Funding	\$6,291	\$773,793	<b>\$773,793</b>
<b>Other Sources</b>			
School Evaluation		\$4,000	
FNESC Support		\$6,833	
Co-op Program		\$36,000	
Gathering Strength:			
— Stay in School		\$7,850	
— Capacity Building		\$22,682	
— Integrating Services		\$7,850	
Federal Special Education		\$55,768	
<b>Total</b>			<b>\$140,985</b>
<b>Total Operating: Independent School</b>			<b>\$914,778</b>
<b>Total Operating / Student FTE</b>		<b>\$7,437</b>	
<b>Total Operating: Provincial</b>			<b>\$1,526,821</b>
<b>Total Operating: Federal</b>			<b>\$972,321</b>

**School No.** 9338 **Ya Thuy Thut Training Centre**  
**Band No.:** 642 **COWICHAN (CFA)**  
**FNSA Region:** 6 **Nu-chah-nuulth/Coast Salish**

**Student FTE (K5 - 12, SS):** 53.000  
 K4 (not costed) 0.000  
**Total FTE:** 53.000  
 Total number of students: 53 **School Type:** Secondary  
 Total Includes Adults: 46 **Age Category:** Adult

**Located in School District:** 79 **Cowichan Valley**  
**Block Rate for District:** \$6,502  
**District Enrolment:** 9,827

**Independent School Funding Formula:**

<b>Independent School Funding Formula:</b>			
Unit Funding	\$6,502	\$344,606	<b>\$344,606</b>
<b>Other Sources</b>			
School Evaluation		\$2,000	
FNESC Support		\$2,944	
Co-op Program		\$0	
Gathering Strength:			
— Stay in School		\$4,236	
— Capacity Building		\$12,619	
— Integrating Services		\$4,236	
Federal Special Education		\$32,609	
<b>Total</b>			<b>\$58,646</b>
<b>Total Operating: Independent School</b>			<b>\$403,252</b>
<b>Total Operating / Student FTE</b>		<b>\$7,609</b>	
<b>Total Operating: Provincial</b>			<b>\$820,672</b>
<b>Total Operating: Federal</b>			<b>\$435,292</b>

**School No.** 9376 **Bonaparte School**  
**Band No.:** 686 **BONAPARTE (CFA)**  
**FNSA Region:** 7 **Secwepemic/Stl'atl'imc/Nlaka'pamux**

**Student FTE (K5 - 12, SS):** 7.000  
 K4 (not costed) 0.000  
**Total FTE:** 7.000  
**Total number of students:** 7 **School Type:** Elementary  
**Total Includes Adults:** 0 **Age Category:** School Aged

**Located In School District:** 74 **Gold Trail**  
**Block Rate for District:** \$8,602  
**District Enrolment:** 2,606

**Independent School Funding Formula:**

**Independent School Funding Formula:**

Unit Funding	\$8,602	\$60,214	<b>\$60,214</b>
<b>Other Sources</b>			
School Evaluation		\$1,000	
FNESC Support		\$389	
Co-op Program		\$0	
Gathering Strength:			
— Stay in School		\$1,861	
— Capacity Building		\$6,006	
— Integrating Services		\$1,861	
Federal Special Education		\$17,391	
<b>Total</b>			<b>\$28,509</b>
<b>Total Operating: Independent School</b>			<b>\$88,723</b>
<b>Total Operating / Student FTE</b>		<b>\$12,675</b>	
<b>Total Operating: Provincial</b>			<b>\$175,796</b>
<b>Total Operating: Federal</b>			<b>\$101,333</b>



<b>School No.</b>	<b>9837</b>	<b>Sensiyusten House of Learning</b>
<b>Band No.:</b>	<b>601</b>	<b>WESTBANK (CFA)</b>
<b>FNSA Region:</b>	<b>4</b>	<b>Kootenay/Okanagan</b>
<b>Student FTE (K5 - 12, SS):</b>	<b>43.000</b>	
K4 (not costed)	6.500	
<b>Total FTE:</b>	<b>49.500</b>	Independent School
Total number of students:	56	School Type: Elementary
Total Includes Adults:	0	Age Category: School Aged
<b>Located in School District</b>	<b>23</b>	Central Okanagan
<b>Block Rate for District:</b>	<b>\$5,948</b>	
<b>District Enrolment:</b>	<b>21,941</b>	

**Independent School Funding Formula:**

**Independent School Funding Formula:**

Unit Funding	\$5,948	\$255,764	<b>\$255,764</b>
<b>Other Sources</b>			
School Evaluation		\$2,000	
FNESC Support		\$2,389	
Co-op Program		\$0	
Gathering Strength:			
— Stay in School		\$3,546	
— Capacity Building		\$10,588	
— Integrating Services		\$3,546	
Federal Special Education		\$27,465	
<b>Total</b>			<b>\$49,533</b>
<b>Total Operating: Independent School</b>			<b>\$305,297</b>
<b>Total Operating / Student FTE</b>		<b>\$7,100</b>	
<b>Total Operating: Provincial</b>			<b>\$479,499</b>
<b>Total Operating: Federal</b>			<b>\$396,367</b>

**School No.** 9914  
**Band No.:** 596  
**FNSA Region:** 4

**Sen\*Pok\*Chin**  
**OSOYOOS (CFA)**  
**Kootenay/Okanagan**

<b>Student FTE (K5 - 12, SS):</b>	<b>32.000</b>	
K4 (not costed)	2.000	
<b>Total FTE:</b>	<b>34.000</b>	Independent School
Total number of students:	36	School Type: Elem./Sec.
Total Includes Adults:	0	Age Category: School Aged
<b>Located In School District</b>	<b>53</b>	Okanagan Similkameen
<b>Block Rate for District:</b>	<b>\$6,925</b>	
<b>District Enrolment:</b>	<b>2,993</b>	

**Independent School Funding Formula:**

<b>Independent School Funding Formula:</b>			
Unit Funding	\$6,925	\$221,600	<b>\$221,600</b>
<b>Other Sources</b>			
School Evaluation		\$1,000	
FNESC Support		\$1,778	
Co-op Program		\$19,211	
Gathering Strength:			
— Stay in School		\$3,064	
— Capacity Building		\$9,306	
— Integrating Services		\$3,064	
Federal Special Education		\$24,775	
<b>Total</b>			<b>\$62,198</b>
<b>Total Operating: Independent School</b>			<b>\$283,798</b>
<b>Total Operating / Student FTE</b>		<b>\$8,869</b>	
<b>Total Operating: Provincial</b>			<b>\$403,948</b>
<b>Total Operating: Federal</b>			<b>\$335,619</b>