



Global Affairs
Canada

Affaires mondiales
Canada

Canada

STATISTICAL REPORT ON INTERNATIONAL ASSISTANCE



CONTENTS

1. INTRODUCTION

Our Statistics	1
Scope of international assistance statistics	2
Canadian international assistance by department or source	3
Canada uses a whole-of-government approach to deliver effective results	4
Geographic distribution of Canada's international assistance	5
Responding Quickly and Effectively to International Humanitarian Crises	7
Canada's major financial commitments	8

2. STATISTICAL TABLES

Section A: Canadian International Assistance	
A International Assistance by Government Source and Channel	11
Section B1: Canadian International Assistance by Sector	
B1 International Assistance by Sector	12
Section B2: Canadian International Assistance by Recipient	
B2 Humanitarian Assistance by Country, Organization	17
Section C: Canadian International Assistance by Recipient Organization	
C1 Summary of Global Affairs Canada International Assistance by Type of Organization	19
C2 International Assistance by Multilateral Organization . . .	20
Section D: Canadian International Assistance by Recipient	
D1 International Assistance by Channel and Continent	22
D2 Bilateral International Assistance	24
D3 Multilateral International Assistance	28

3. APPENDICES

Appendix 1 – Repayments of Loans issued by Global Affairs Canada	31
Appendix 2 – Repayments of Loans issued by EDC	32
Appendix 3 – Other bilateral official flows by recipient	33
Appendix 4 – Acronyms	35
Appendix 5 – Glossary	36

STATISTICAL REPORT ON INTERNATIONAL ASSISTANCE 2016-2017

ABOUT THIS REPORT

In accordance with the *Official Development Assistance Accountability Act* (ODAAA or the Act), the Minister of International Development is required to issue the following two key reports on behalf of the Government of Canada:

- *Report to Parliament on the Government of Canada's Official Development Assistance*, tabled in Parliament within six months after the end of each fiscal year; and
- *Statistical Report on International Assistance*, published within one year after the end of each fiscal year.

The *Statistical Report on International Assistance* is produced on an annual basis to further enhance the efficiency and accountability of Canada's international assistance. This report covers the reporting period April 1, 2016, to March 31, 2017 (fiscal year 2016–2017).

As one of the two annual reports legislated by the Act, this report provides a single source for international assistance expenditure statistics, including official development assistance (ODA) and other official assistance, for Canada as a whole.

UNDERSTANDING THIS REPORT

This report is presented on an expenditures basis and uses international standards that facilitate historical comparison of Canada's ODA as well as comparison with reports from other international assistance donors.

Expenditures are counted when the payment is recorded in the accounting systems, with the understanding that organizations receiving Canadian funding would utilize it over the length of the project.

Repayments of loans previously extended to developing countries are shown for information purposes (see appendices 1 and 2).

Certain costs (e.g. refugee resettlement costs) are calculated based on agreed-upon international standards. Such standards are regularly revised in forums such as the Development Assistance Committee of the Organisation for Economic Co-operation and Development (OECD-DAC).

TRANSPARENCY AND ACCOUNTABILITY

The Government of Canada is committed to ensuring information on its international assistance funding is open and transparent.

All reports prepared in accordance with the ODAAA are available on the [Development Reports](#) web page. To further enhance the efficiency and accountability of Canada's international assistance, Global Affairs Canada also provides all Canadian international development statistical data on its [Open Data](#) web portal.

In addition, Global Affairs Canada provides detailed and up-to-date information on its international assistance projects on the [Project Browser](#) application. This information is also published daily in accordance with the standard of the International Aid Transparency Initiative (IATI), of which Canada is a member and outgoing chair.

Finance Canada and the International Development Research Centre also publish data in accordance with the IATI standard.

SCOPE OF INTERNATIONAL ASSISTANCE STATISTICS

International assistance includes all financial resources provided by Canadian governments (federal, provincial, or municipal) toward development assistance.

The International Assistance Envelope (IAE) is the Government of Canada's dedicated pool of resources and main budget planning tool to support international assistance objectives.

The IAE funds over 85% of Canada's international assistance. The envelope is used to fund the majority of Canada's ODAAA-related activities and other specific activities that do not meet the definition of ODA, such as certain peace and security efforts.

Official Development Assistance (ODA) represents the vast majority of Canada's international assistance. Canada accepts two definitions of ODA:

1. **ODA, as defined by the Development Assistance Committee of the Organisation for Economic Co-operation and Development (OECD-DAC).** This definition is used to compare ODA among donors.
2. **ODA, as defined by Canada's Official Development Assistance Accountability Act (denoted as ODAAA).** This definition is used in Government of Canada publications.

CANADA'S INTERNATIONAL ASSISTANCE (IA)



1. **The OECD-DAC defines ODA** as flows to countries and territories on the DAC List of ODA Recipients and to multilateral institutions. Funding must meet the following criteria:

- i. provided by official agencies, including state and local governments, or by their executive agencies; and
- ii. each transaction of which:
 - a. is administered with the promotion of the economic development and welfare of developing countries as its main objective; and
 - b. is concessional in character and conveys a grant element of at least 25% (calculated at a rate of discount of 10%).

2. **Canada's ODAAA** spending is compatible with the definition above, but in addition must meet the three criteria set out in Section 4.1 of the Act: a) contribute to poverty reduction; b) take into account the perspectives of the poor; and c) be consistent with international human rights standards.

Given the ODAAA applies to federal spending only, it excludes international assistance provided by provinces, territories and municipalities. International assistance to alleviate the effects of a disaster or other emergencies occurring in an ODA-eligible country is also counted as ODA under the Act.

Note: overseas programs that are not ODA, nor funded by the IAE, such as military operations, are **not** considered international assistance.

CANADA'S INTERNATIONAL ASSISTANCE BY DEPARTMENT OR SOURCE

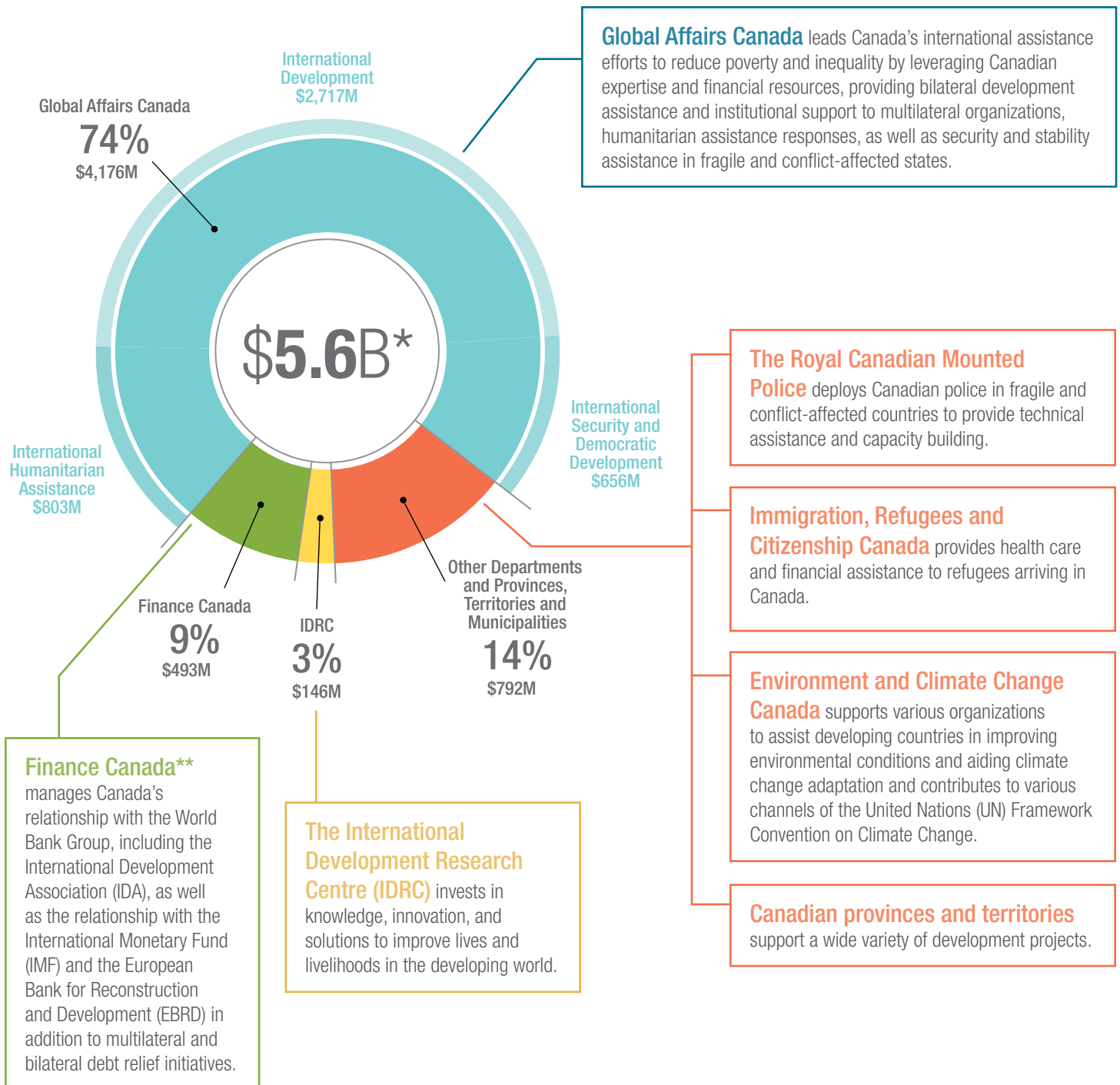
2016–2017 DISBURSEMENTS IN C\$ MILLIONS ON A GROSS BASIS

DEPARTMENT/SOURCE	INTERNA- TIONAL ASSISTANCE	OF WHICH		
		PROGRAMS FUNDED BY THE IAE	ODA: ODA44 (STATISTICAL REPORT)*	ODA: OECD- DAC**
DEPARTMENTS REPORTING UNDER THE ODA44				
Global Affairs Canada	4,176.06	4,102.98	3,907.12	3,907.12
Department of Finance Canada	492.82	492.82	492.82	492.82
International Development Research Centre	146.37	146.37	146.37	146.37
Royal Canadian Mounted Police	26.36	26.36	26.03	26.03
Environment and Climate Change Canada	16.63	8.46	16.63	16.63
Department of National Defence	4.45	-	4.45	4.45
Canada Revenue Agency	1.82	-	1.82	1.82
Public Health Agency of Canada	1.04	-	1.04	1.04
Innovation, Science and Economic Development Canada	1.01	-	1.01	1.01
Employment and Social Development Canada (ESDC) Labour Program	0.98	-	0.98	0.98
Natural Resources Canada	0.76	-	0.76	0.76
Parks Canada	0.72	-	0.72	0.72
Canada Post - Universal Postal Union	0.40	-	0.40	0.40
Canadian Food Inspection Agency	0.39	-	0.39	0.39
Statistics Canada	0.20	-	0.20	0.20
Royal Canadian Mint	0.07	-	0.07	0.07
Canadian Intellectual Property Office	0.03	-	0.03	0.03
Health Canada	0.01	-	0.01	0.01
Cost of refugees in Canada (1st year) - Immigration, Refugees and Citizenship Canada	397.90	-	397.90	397.90
Services received without charge by Global Affairs Canada	19.40	-	19.40	19.40
Subtotal - Departments reporting under the ODA44	5,287.41	4,777.00	5,018.14	5,018.14
% of international assistance		90%	95%	95%
OTHER DEPARTMENTS, SOURCES				
Cost of refugees in Canada (1st year) - Provincial Governments	208.24	-	-	208.24
Imputed foreign student subsidies	72.72	-	-	72.72
Provinces, territories and municipalities	38.41	-	-	38.41
Subtotal - Other departments, sources	319.37	-	-	319.37
TOTAL	5,606.77	4,777.00	5,018.14	5,337.50
% of total international assistance		85%	90%	95%

* Any difference between the figures in the "ODA: ODA44 (Statistical Report)" column and those published in the *Report to Parliament on the Government of Canada's Official Development Assistance 2016–2017* (the summary report) can be attributed to the preliminary nature of the latter report. This statistical report provides finalized figures.

** The "ODA: OECD-DAC" figures presented in this table are shown on a fiscal year basis, in Canadian dollars, in order to compare and contrast reporting under the ODA44 versus the ODA reported to the OECD. When Canada reports to the OECD-DAC, figures are reported on a calendar-year basis in US dollars. Their depiction in this table is for illustrative purposes only. In addition, loan repayments are excluded from this table to enable comparison between columns. The ODA44 requires departments to report on their gross disbursements whereas the OECD reports on both a gross and a net basis. Loan repayments are disclosed in Table A as an information item.

CANADA USES A WHOLE-OF-GOVERNMENT APPROACH TO DELIVER EFFECTIVE RESULTS



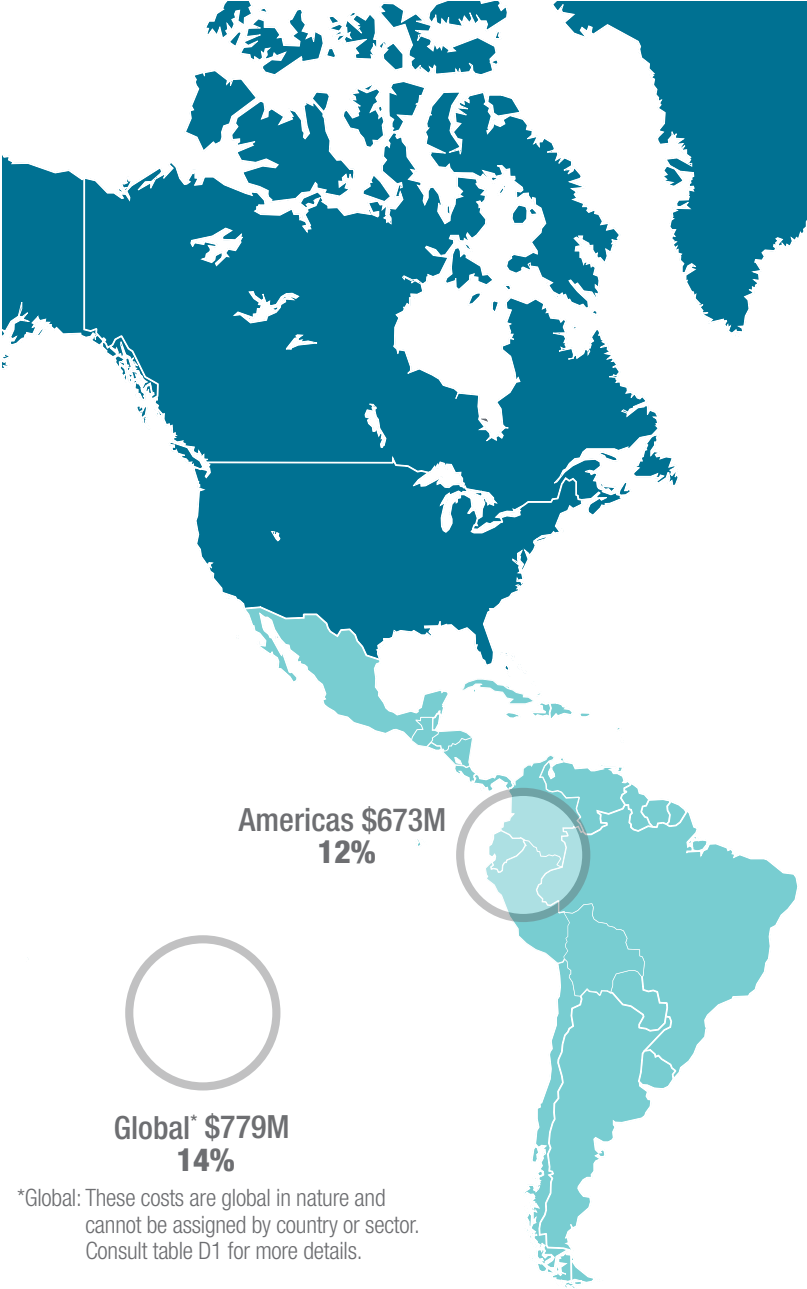
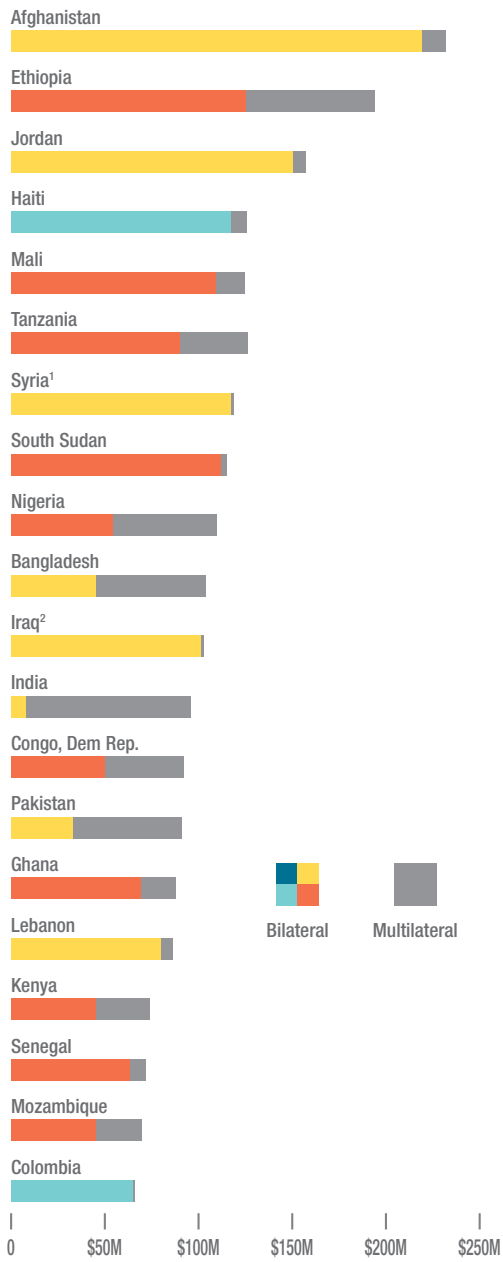
* In-line with current OECD-DAC guidelines, only costs related to refugees' first-year stays are counted as international assistance.

** This amount does not include Finance Canada's US\$118 million loan guarantee to the World Bank IBRD in connection with a World Bank IBRD loan to the Republic of Iraq.

GEOGRAPHIC DISTRIBUTION OF CANADA’S INTERNATIONAL ASSISTANCE

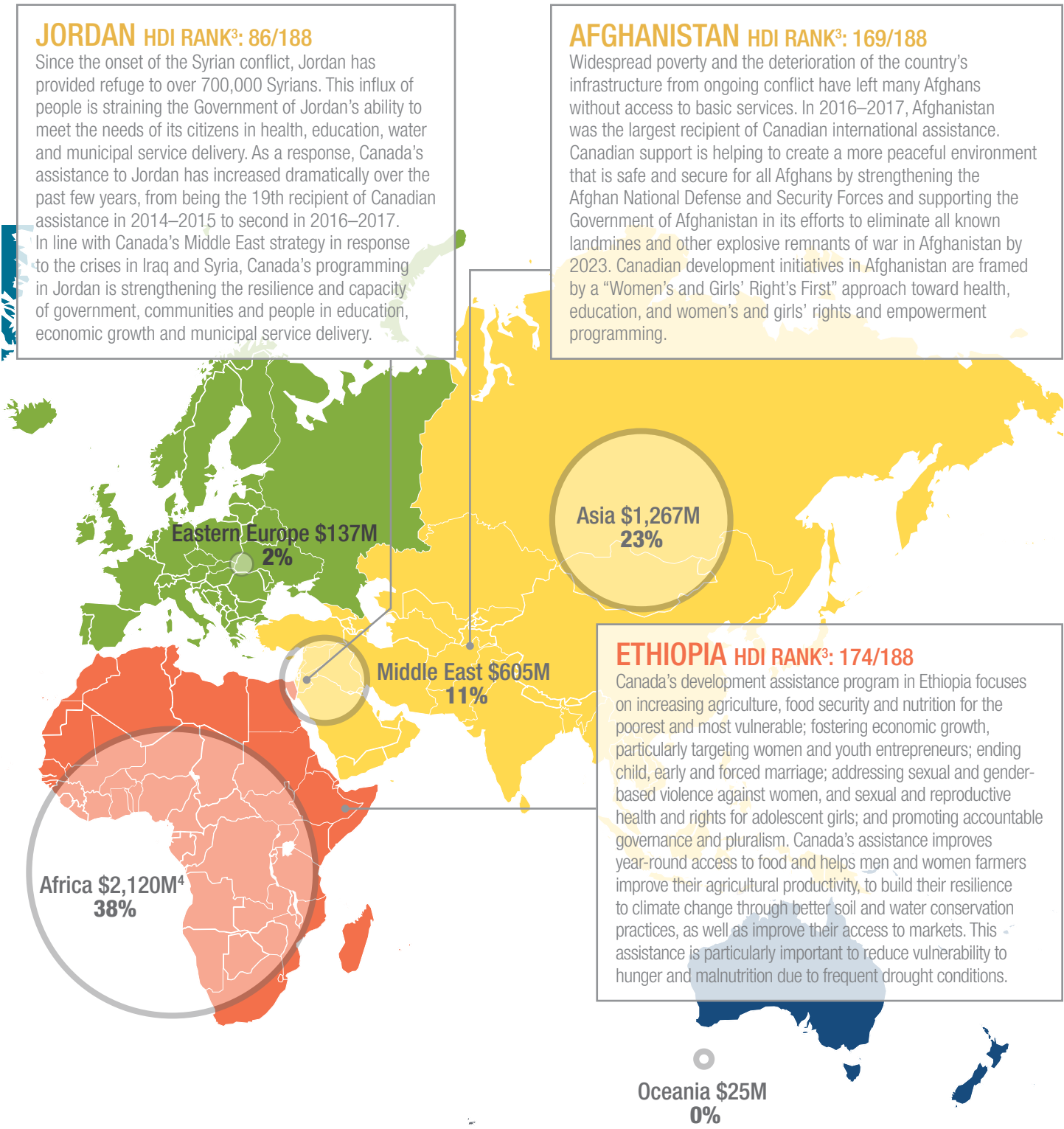
INCLUDES BILATERAL AND ESTIMATED MULTILATERAL ASSISTANCE

TOP 20 RECIPIENTS



*Global: These costs are global in nature and cannot be assigned by country or sector. Consult table D1 for more details.

1 Canadian humanitarian assistance is provided through experienced humanitarian organizations and not to the Government of Syria.
2 This amount does not include Finance Canada’s US\$118-million loan guarantee to the World Bank International Bank for Reconstruction and Development (IBRD) in connection with a World Bank IBRD loan to the Republic of Iraq.

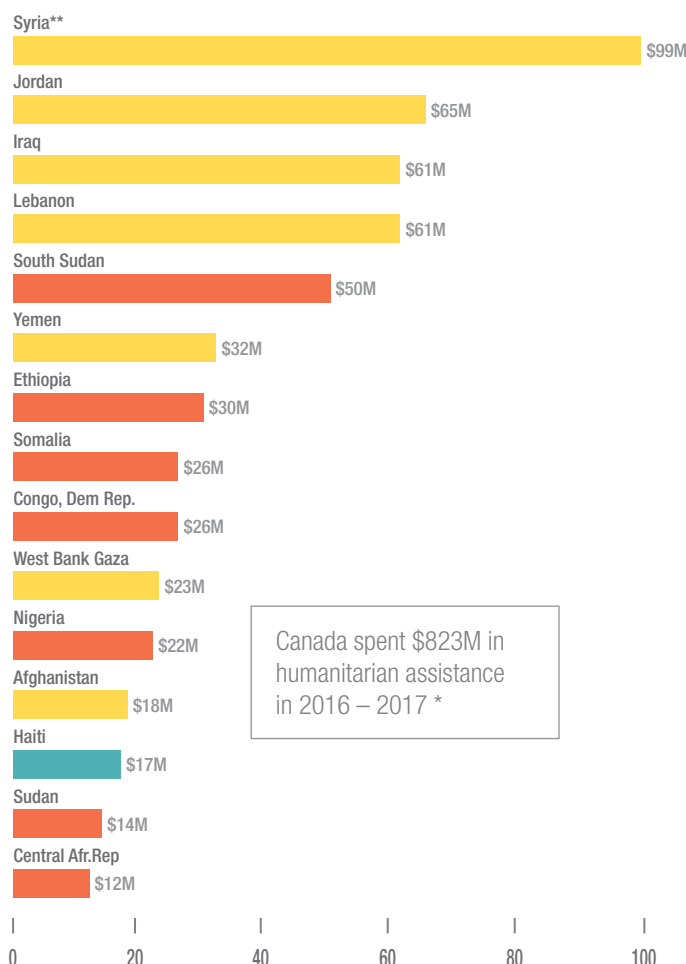


3 The Human Development Index (HDI) is a measure of average achievement in key dimensions of human development: a long and healthy life, being knowledgeable and having a decent standard of living. Human Development Index Value, 2015.having a decent standard of living. Human Development Index Value, 2015.
4 Expressed as percentage of total international assistance (includes bilateral and multilateral assistance). As committed in the Feminist International Assistance Policy, Canada will ensure that no less than 50 percent of bilateral international development assistance is directed to sub-Saharan African countries by 2021-22.

RESPONDING QUICKLY AND EFFECTIVELY TO INTERNATIONAL HUMANITARIAN CRISES – TOP BILATERAL HUMANITARIAN ASSISTANCE PARTNERS AND INITIATIVES

TOP 15 RECIPIENTS

OF BILATERAL HUMANITARIAN ASSISTANCE



*Global Affairs Canada spent \$803M

** Canadian humanitarian assistance is provided through experienced humanitarian organizations and not to the Government of Syria.

Note: Bilateral humanitarian assistance refers to assistance for specific countries or emergencies.

SYRIA

The ongoing Syrian conflict resulted in 6.3 million internally displaced people and increasing humanitarian needs. Canada's humanitarian programming in Syria focussed on life-saving assistance such as food assistance, safe water treatment, health services and support to protect civilians. Programming also contributes to addressing sexual and gender-based violence and meeting the sexual and reproductive health needs of women and girls.

JORDAN / IRAQ / LEBANON

Canadian support assisted thousands of Syrian refugees, asylum seekers and displaced persons with cash assistance, food, shelter, protection, and health and education services in Jordan, Iraq and Lebanon, as well as in Egypt, Turkey and Syria. Sexual and gender-based violence and sexual and reproductive health needs were also addressed in Canadian programming.

SOUTH SUDAN

Ongoing conflict and ethnic violence, massive population displacement, widespread human rights violations and rapid economic decline contributed to increased humanitarian needs in South Sudan. Canada's support included the provision of food, nutrition, and water, sanitation and hygiene services, as well as increasing access to emergency and basic health services for vulnerable populations, particularly women and girls.

RESPONDING TO REGIONAL CRISES

In order to respond to regional crises and protracted humanitarian situations, Canada also provides funding through an established international humanitarian response system that includes the International Red Cross and Red Crescent Movement, experienced non-governmental organizations and UN organizations, such as the Office for the Coordination of Humanitarian Affairs, the UN High Commissioner for Refugees, UNICEF and the World Food Programme.

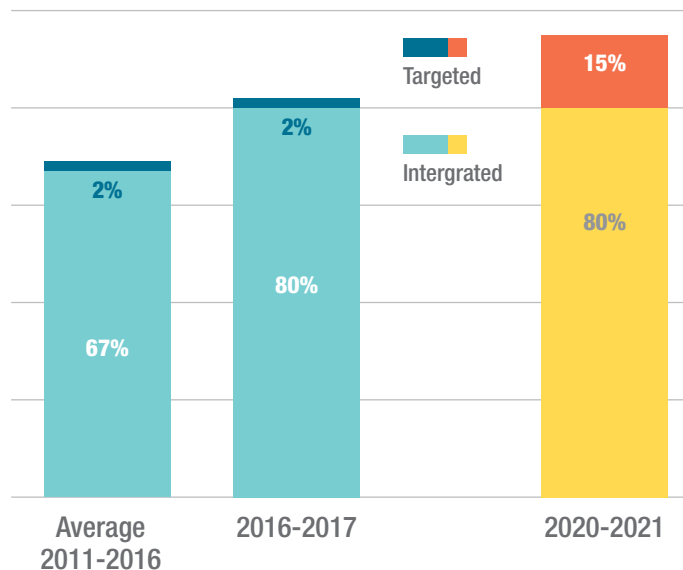
CANADA'S MAJOR FINANCIAL COMMITMENTS

GENDER EQUALITY AND THE EMPOWERMENT OF WOMEN AND GIRLS

In 2017, through its Feminist International Assistance Policy, Canada committed to increasing to 95% the proportion of its bilateral international development assistance investments that target or integrate gender equality and the empowerment of women and girls by 2021–2022. In fiscal year 2016–2017, Canada reached the 82% target for integrated and targeted programming. The Policy will contribute directly to progress on the sustainable development goal 5 (Achieve gender equality and empower all women and girls), while also supporting the 2030 Agenda's other goals and targets.

Link: [Canada's strategy for Gender equality and empowering women and girls](#).

CANADA'S BILATERAL AID TARGETING OR INTEGRATING GENDER EQUALITY AND THE EMPOWERMENT OF WOMEN AND GIRLS, 2011–2022



CANADA'S FEMINIST INTERNATIONAL ASSISTANCE POLICY

In June 2017, the Government of Canada launched Canada's Feminist International Assistance Policy that seeks to eradicate poverty and build a more peaceful, more inclusive and more prosperous world. It will be put into action through six action areas:

- Gender equality and the empowerment of women and girls;
- Human dignity;
- Growth that works for everyone;
- Environment and climate action;
- Inclusive governance; and
- Peace and security

The policy is aligned with the 2030 Agenda for Sustainable Development and its 17 Sustainable Development Goals (SDG)

Link: [Canada's Feminist International Assistance Policy](#)



SEXUAL AND REPRODUCTIVE HEALTH AND RIGHTS

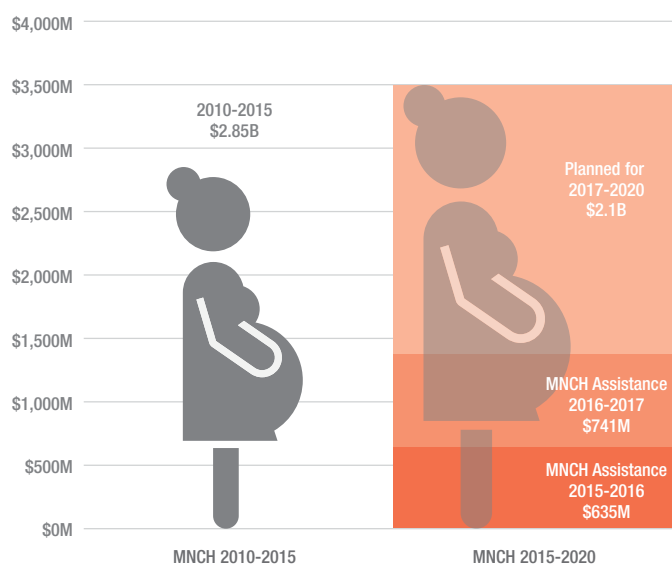
In 2017, as part of its commitment to the empowerment of women and girls and gender equality, Canada announced \$650 million over 3 years to support a comprehensive approach to sexual and reproductive health and rights (SRHR) of women and adolescents. This includes the full range of SRHR services, including safe, legal abortion and post-abortion care; family planning; comprehensive sexuality education; and prevention of all forms of sexual and gender-based violence.

Link: [Canada's commitment to SRHR announcement, including a list of recently approved projects](#)

STRONG FOCUS ON HEALTH

Canada has long supported the improvement of maternal, newborn and child health (MNCH), as reflected in its commitment to intensify efforts for 2015–2020 by pledging to spend \$3.5 billion. This support has focused on strengthening health systems, reducing the burden of disease, improving nutrition and improving data generation and use. Canada is well on track to reaching its goal, having spent \$1.38 billion within the first 2 fiscal years on initiatives aiming to improve access to health care and nutrition, and reduce illness and disease for the target population.

CANADA'S MNCH FINANCING (2010-2020)




ENVIRONMENT AND CLIMATE ACTION

Canada is delivering on its pledge to contribute \$2.65 billion between 2015 and 2020 toward climate change projects and initiatives in developing countries. Between 2015 and 2017, Canada disbursed over \$430 million on projects that will reduce greenhouse gas emissions and increase climate resilience, particularly for the poorest and most vulnerable. So far, Canada's assistance helped financing a great variety of projects, including strengthening climate risk management in Africa, developing climate smart agriculture in Central America and supporting renewable energy and energy efficiency in the Caribbean. This action on climate change supports the 2030 Agenda for Sustainable Development's SDG 13 (Take urgent action to combat climate change and its impacts).

Link: [Canada's Global environmental protection strategy](#)

CANADA'S INTERNATIONAL CLIMATE FINANCING (CUMULATIVE, 2015-2021)

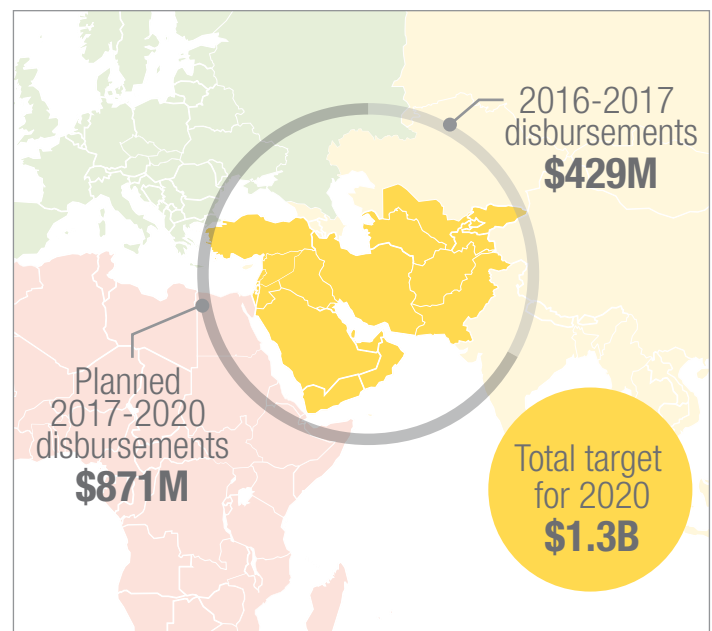


CANADA'S MIDDLE EAST STRATEGY

In February 2016, Canada announced its renewed and enhanced strategy in the Middle East in response to the crises in Iraq and Syria and their impact on Jordan and Lebanon. Canada's Middle East Strategy will allocate \$2 billion over three years to the region for humanitarian, development and security assistance, as well as to the Operation IMPACT military mission.* A significant portion of this amount, \$1.3 billion, is under Global Affairs Canada's responsibility and focuses on security for civilians, humanitarian assistance and development assistance. During 2016–2017 Canada spent \$429 million on these 3 objectives, providing food assistance, protection and education for those affected by the Syrian crisis in that country and in surrounding countries.

Link: [Canada's Middle East engagement strategy](#)

CANADA'S DISBURSEMENTS IN THE MIDDLE EAST FOR SECURITY, HUMANITARIAN ASSISTANCE, AND DEVELOPMENT ASSISTANCE



*Note that military and some security assistance spending are not funded by the IAE and therefore are not covered in this report.

Canadian International Assistance

A: International Assistance by Government Source and Channel

This table includes ODA and other official assistance expenditures in \$ millions.

	2014-2015	2015-2016	2016-2017 TOTAL	2016-2017		
				Bilateral	Multilateral	of which ODA
Part 1: Programs funded by the International Assistance Envelope						
Global Affairs Canada	3,720.62	3,915.44	4,102.98	3,221.36	881.62	3,834.04
Geographic Programs	1,245.97	1,265.41	1,193.38	1,157.69	35.69	1,193.38
Partnerships for Development Innovation	206.51	254.64	306.88	306.88	-	306.35
Global Issues and Development	1,798.85	1,857.96	1,931.98	1,102.24	829.74	1,931.38
Global Initiatives	1,491.46	1,526.94	1,688.17	1,102.24	585.93	1,687.57
Statutory payments to international financial institutions	307.39	331.02	243.81	-	243.81	243.81
International Security and Political Affairs	191.90	246.19	374.90	358.71	16.19	133.15
Anti-Crime Capacity Building Program	5.42	11.71	14.34	14.34	-	0.15
Canada Funds for Local Initiatives	14.01	13.82	14.48	14.48	-	14.48
Counter-Terrorism Capacity Building Program	18.65	28.14	51.44	51.44	-	-
Non-Proliferation and Security Threat Reduction	37.89	50.43	63.40	63.40	-	-
Peace and Stabilization Operations Program	91.34	113.26	207.25	207.25	-	94.52
International Security Policy	10.54	8.46	23.98	7.78	16.19	23.97
Other Programs	14.05	20.37	0.02	0.02	-	0.02
International Business Development, Investment and Innovation	6.97	4.66	4.59	4.59	-	4.59
International Scholarships Program	6.41	4.59	4.59	4.59	-	4.59
Investment Cooperation Program	0.56	0.08	0.00	0.00	-	0.00
Strategic Policy	4.93	9.53	14.60	14.60	-	14.60
Other Programs	-	0.02	0.10	0.10	-	0.10
Operations and Management	192.63	209.49	210.93	210.93	-	184.87
Services Rendered Abroad	72.85	67.53	65.63	65.63	-	65.63
Memo: Loan Repayments to Global Affairs Canada (not included in Department total) (1)	-21.27	-23.01	-23.63	-23.30	-0.33	-
Department of Finance Canada (2)	1,344.42	492.81	492.82	-	492.82	492.82
AgResults	10.00	-	-	-	-	-
International Development Association (IDA) - Note Encashment and direct payment (3)	883.22	441.61	441.62	-	441.62	441.62
Multilateral Debt Relief Initiative payment to IDA	51.20	51.20	51.20	-	51.20	51.20
Loans to Ukraine	400.00	-	-	-	-	-
Memo: Reflow from a repayable contributions (1)	-1.51	-6.82	-19.57	-19.57	-	-
International Development Research Centre	193.67	194.58	146.37	146.37	-	146.37
Royal Canadian Mounted Police	25.94	28.91	26.36	26.36	-	26.03
Environment and Climate Change Canada			8.46	8.46	-	8.46
SUBTOTAL - INTERNATIONAL ASSISTANCE ENVELOPE	5,284.65	4,631.74	4,777.00	3,402.56	1,374.44	4,507.73
Part 2: Other government sources						
Global Affairs Canada	22.99	37.08	73.08	40.33	32.75	73.08
International Youth Internship Program	-	5.94	5.47	5.47	-	5.47
International Scholarships Program	0.32	1.26	1.74	1.74	-	1.74
Other Programs	-	-	34.99	2.24	32.75	34.99
Operations and Management	22.67	29.88	30.89	30.89	-	30.89
ODA-eligible imputed costs	462.27	686.89	698.26	698.26	-	417.30
Cost of refugees in Canada (1st year) - Immigration, Refugees and Citizenship Canada (4)	126.66	256.46	397.90	397.90	-	397.90
Cost of refugees in Canada (1st year) - Provincial Governments	144.39	260.63	208.24	208.24	-	-
Imputed foreign student subsidies	172.22	151.63	72.72	72.72	-	-
Services received without charge by Global Affairs Canada (5)	19.01	18.16	19.40	19.40	-	19.40
Provinces, territories and municipalities	33.42	34.40	38.41	26.07	12.34	-
Province of Quebec	23.36	24.66	33.27	20.93	12.34	-
Federation of Canadian Municipalities	2.44	1.74	1.64	1.64	-	-
Province of Alberta	0.79	1.11	1.50	1.50	-	-
Province of Manitoba	1.25	1.40	1.20	1.20	-	-
Province of Ontario	3.00	3.00	0.80	0.80	-	-
Province of British-Columbia	1.70	1.30	-	-	-	-
Province of Saskatchewan	0.41	0.33	-	-	-	-
Province of Prince Edward Island	-	0.23	-	-	-	-
Province of Newfoundland	0.01	0.22	-	-	-	-
Province of New-Brunswick	0.44	0.16	-	-	-	-
Province of Nova Scotia	-	0.10	-	-	-	-
Yukon Territory	0.03	0.05	-	-	-	-
Nunavut Territory	-	0.05	-	-	-	-
Northwest Territories	-	0.05	-	-	-	-
Other Federal Departments	38.62	39.87	20.03	13.11	6.92	20.03
Environment and Climate Change Canada	8.56	8.16	8.17	2.66	5.51	8.17
Department of National Defence	4.94	8.22	4.45	4.45	-	4.45
Canada Revenue Agency	0.68	1.07	1.82	1.82	-	1.82
Innovation, Science and Economic Development Canada	0.98	1.03	1.01	-	1.01	1.01
Public Health Agency of Canada	20.28	18.04	1.04	1.04	-	1.04
Employment and Social Development Canada (ESDC) Labour Program	1.00	1.00	0.98	0.98	-	0.98
Natural Resources Canada	-	0.04	0.76	0.76	-	0.76
Parks Canada	1.26	0.88	0.72	0.72	-	0.72
Canada Post - Universal Postal Union	0.33	0.36	0.40	-	0.40	0.40
Canadian Food Inspection Agency	-	0.04	0.39	0.39	-	0.39
Statistics Canada	0.40	0.44	0.20	0.20	-	0.20
Royal Canadian Mint	-	0.04	0.07	0.07	-	0.07
Canadian Intellectual Property Office	0.05	0.05	0.03	0.03	-	0.03
Health Canada	0.15	0.48	0.01	0.01	-	0.01
Memo: Loan repayments to EDC (not included in total) (1)	-28.49	-27.30	-25.03	-25.03	-	-
Subtotal - Other government sources	557.30	798.24	829.78	777.77	52.00	510.41
TOTAL	5,841.95	5,429.98	5,606.77	4,180.33	1,426.44	5,018.14

(1) The Statistical Report is prepared on an expenditures basis, and repayments of loans and repayable contributions are not subtracted from totals. These transactions are presented for information only. Appendices 1 and 2 provide a breakdown by country of Global Affairs Canada and EDC loan repayments.

(2) This amount does not include Finance Canada's US\$118-million loan guarantee to the World Bank IBRD in connection with a World Bank IBRD loan to the Republic of Iraq.

(3) Canada's annual contribution to the International Development Association (IDA) has not changed since 2013. The apparent increase in 2014-2015 reflects a change in the timing of Canada's annual payments.

(4) The increase in refugee costs for 2016-2017 reflects the Government of Canada's commitment to resettling Syrian refugees.

(5) These items refer to services provided to Global Affairs Canada without charge: accommodation provided by Public Services and Procurement Canada, contributions covering employers' share of employees' insurance premiums and expenditures paid by the Treasury Board of Canada Secretariat, legal services provided by the Department of Justice Canada, and worker's compensation benefits provided by Employment and Social Development Canada.

Canadian International Assistance by Sector

B1: International Assistance by Sector

This table includes ODA and other official assistance expenditures in \$ millions.

Sector		Global Affairs Canada										Other government departments									TOTAL
		Bilateral Aid						Multilateral Aid				TOTAL - Global Affairs Canada	Department of Finance Canada	Research Centre International Development	Royal Canadian Mounted Police	Environment and Climate Change Canada	Provinces, territories and municipalities	Others (3)	TOTAL - Other government departments		
		Geographic Programs	Innovation	Partnerships for Development	Global Issues and Development	Political Affairs (1)	International Security and Other Programs (2)	TOTAL - Bilateral Aid	United Nations agency, fund or commission	Regional Banks Development	Other multilateral institutions									TOTAL - Multilateral Aid	
Education		207.98	35.97	31.55	0.40	6.33	282.23	15.54	16.64	4.76	36.94	319.17	56.74	5.21	-	-	1.21	0.46	63.63	382.79	
11110	Education policy and administrative management	35.16	1.05	3.29	-	-	39.50	0.63	1.76	1.27	3.66	43.16	9.67	1.92	-	-	0.06	-	11.66	54.82	
11120	Education facilities and training	27.98	0.30	3.01	-	-	31.29	0.04	0.15	0.52	0.72	32.01	3.39	-	-	-	0.44	0.46	4.29	36.30	
11130	Teacher training	33.32	7.78	3.18	-	-	44.27	0.04	0.67	0.94	1.64	45.92	4.64	-	-	-	0.01	-	4.65	50.57	
11182	Educational research	0.52	1.08	2.25	-	-	3.85	0.03	0.17	0.13	0.33	4.18	0.12	0.41	-	-	-	-	0.52	4.70	
11220	Primary education	54.31	3.67	15.16	-	-	73.13	14.26	2.03	-	16.29	89.43	17.59	-	-	-	0.14	-	17.73	107.15	
11230	Basic life skills for youth and adults	8.12	2.27	0.27	0.17	0.00	10.83	0.24	0.67	0.26	1.17	12.00	1.41	-	-	-	0.15	-	1.56	13.55	
11231	Basic life skills for youth	0.63	-	-	-	-	0.63	-	-	-	-	0.63	-	-	-	-	0.00	-	0.00	0.63	
11232	Primary education equivalent for adults	-	0.35	-	-	-	0.35	-	-	-	-	0.35	-	-	-	-	-	-	-	0.35	
11240	Early childhood education	3.97	1.80	3.02	-	-	8.79	0.05	0.17	-	0.22	9.00	1.38	-	-	-	0.07	-	1.45	10.45	
11320	Secondary education	0.81	-	0.06	-	-	0.87	0.01	1.21	-	1.23	2.10	9.48	-	-	-	0.04	-	9.52	11.62	
11330	Vocational training	31.83	6.98	1.32	0.23	0.00	40.36	0.11	2.22	0.78	3.10	43.46	3.23	1.04	-	-	0.30	-	4.57	48.03	
11420	Higher education	1.69	9.64	0.00	-	6.32	17.66	-	7.59	0.86	8.45	26.11	5.65	1.84	-	-	-	-	7.49	33.60	
11430	Advanced technical and managerial training	9.65	1.05	-	-	0.00	10.70	0.12	0.01	-	0.12	10.82	0.19	-	-	-	-	-	0.19	11.01	
Health		187.44	98.84	156.02	-	-	442.30	18.52	0.79	229.22	248.52	690.82	35.11	19.02	-	-	0.89	0.52	55.54	746.36	
12110	Health policy and administrative management	19.64	4.27	14.80	-	-	38.71	6.52	0.39	18.79	25.70	64.41	8.60	6.88	-	-	0.03	0.17	15.67	80.08	
12181	Medical education/training	4.92	2.38	-	-	-	7.29	0.41	-	-	0.41	7.70	0.35	0.31	-	-	-	0.01	0.68	8.38	
12182	Medical research	0.40	0.45	1.25	-	-	2.10	0.85	-	-	0.85	2.96	-	8.76	-	-	-	-	8.76	11.72	
12191	Medical services	1.98	5.81	4.00	-	-	11.80	1.13	0.01	-	1.15	12.94	1.53	1.06	-	-	0.18	0.34	3.11	16.05	
12220	Basic health care	61.10	27.05	13.16	-	-	101.31	4.53	0.24	76.75	81.51	182.82	11.03	0.01	-	-	0.09	-	11.13	193.95	
12230	Basic health infrastructure	13.54	8.79	4.00	-	-	26.32	0.02	0.15	-	0.17	26.49	1.69	-	-	-	0.05	-	1.74	28.24	
12240	Basic nutrition	24.85	20.37	71.36	-	-	116.57	2.34	0.00	-	2.34	118.91	6.16	1.08	-	-	0.34	-	7.57	126.48	
12250	Infectious disease control	33.74	1.21	21.66	-	-	56.61	1.39	0.00	32.85	34.24	90.85	2.62	0.55	-	-	-	-	3.17	94.02	
12261	Health education	9.65	17.14	0.17	-	-	26.96	0.07	-	-	0.07	27.03	0.53	0.20	-	-	0.17	-	0.90	27.93	
12262	Malaria control	0.87	-	2.70	-	-	3.57	0.28	-	64.51	64.79	68.36	1.27	-	-	-	-	-	1.27	69.64	
12263	Tuberculosis control	-	0.06	18.80	-	-	18.86	0.28	-	36.32	36.60	55.46	1.29	-	-	-	-	-	1.29	56.74	
12281	Health personnel development	16.75	11.32	4.12	-	-	32.19	0.69	-	-	0.69	32.88	0.05	0.17	-	-	0.04	-	0.26	33.14	
Population Policies/ Programmes And Reproductive Health		79.11	16.25	26.62	-	-	121.98	5.97	0.07	90.67	96.72	218.70	8.42	3.25	-	-	0.24	0.42	12.33	231.03	
13010	Population policy and administrative management	13.59	0.33	1.41	-	-	15.33	0.08	0.00	0.14	0.22	15.55	0.73	0.20	-	-	0.04	-	0.97	16.53	
13020	Reproductive health care	24.00	9.05	6.34	-	-	39.39	0.86	0.01	-	0.87	40.26	4.70	2.23	-	-	0.20	-	7.13	47.39	
13030	Family planning	10.06	0.83	9.00	-	-	19.89	0.00	-	-	0.00	19.89	0.83	-	-	-	-	-	0.83	20.72	
13040	STD control including HIV/AIDS	1.82	1.03	5.65	-	-	8.50	5.03	0.07	90.54	95.63	104.13	1.87	0.53	-	-	-	0.42	2.82	106.95	
13081	Personnel development for population and reproductive health	29.64	5.00	4.23	-	-	38.87	-	-	-	-	38.87	0.30	0.28	-	-	-	-	0.58	39.45	
Water And Sanitation		36.14	6.75	4.00	-	-	46.89	2.58	27.96	4.62	35.16	82.05	41.66	3.05	-	-	0.28	-	44.99	127.03	
14010	Water sector policy and administrative management	2.96	0.36	-	-	-	3.32	0.65	0.87	3.55	5.07	8.39	3.69	1.05	-	-	0.11	-	4.85	13.24	
14015	Water resources conservation (including data collection)	2.92	-	-	-	-	2.92	0.40	0.51	0.71	1.62	4.55	1.49	0.98	-	-	-	-	2.47	7.01	
14020	Water supply and sanitation - large systems	-	-	-	-	-	-	0.02	0.01	-	0.03	0.03	4.42	-	-	-	-	-	4.42	4.45	
14021	Water supply - large systems	0.37	0.06	-	-	-	0.43	0.43	10.37	-	10.80	11.23	13.79	-	-	-	-	-	13.79	25.02	
14022	Sanitation - large systems	0.38	0.10	-	-	-	0.48	-	11.07	-	11.07	11.55	5.43	-	-	-	-	-	5.43	16.98	
14030	Basic drinking water supply and basic sanitation	-	-	-	-	-	-	0.04	-	-	0.04	0.04	2.56	-	-	-	0.08	-	2.64	2.68	
14031	Basic drinking water supply	8.69	1.22	2.00	-	-	11.91	0.56	3.13	-	3.69	15.60	2.43	-	-	-	0.09	-	2.52	18.11	
14032	Basic sanitation	10.07	2.82	2.00	-	-	14.90	0.09	1.45	-	1.54	16.44	0.82	-	-	-	-	-	0.82	17.26	
14040	River basins' development	0.12	-	-	-	-	0.12	0.10	0.04	0.12	0.26	0.38	4.61	-	-	-	-	-	4.61	4.99	
14050	Waste management / disposal	4.36	0.24	-	-	-	4.59	-	0.49	0.24	0.73	5.32	2.41	1.02	-	-	-	-	3.43	8.76	
14081	Education and training in water supply and sanitation	6.27	1.96	-	-	-	8.23	0.30	-	-	0.30	8.53	0.01	-	-	-	-	-	0.01	8.54	

Canadian International Assistance by Sector

B1: International Assistance by Sector

This table includes ODA and other official assistance expenditures in \$ millions.

Sector	Global Affairs Canada										Other government departments								TOTAL	
	Bilateral Aid						Multilateral Aid				TOTAL - Global Affairs Canada	Department of Finance Canada	International Development Research Centre	Royal Canadian Mounted Police	Environment and Climate Change Canada	Provinces, territories and municipalities	Others (3)	TOTAL - Other government departments		
	Geographic Programs	Partnerships for Development Innovation	Development and Global Issues	Political Affairs (1)	International Security and Affairs (2)	Other Programs	TOTAL - Bilateral Aid	United Nations agency, fund or commission (UNL)	Regional Development Banks	Other multilateral institutions										TOTAL - Multilateral Aid
Government And Civil Society	162.77	23.18	10.05	32.96	8.13	237.08	23.11	25.47	3.24	51.83	288.91	56.90	8.50	-	-	2.49	2.82	70.71	359.62	
15110	Public sector policy and administrative management	17.74	0.70	0.04	0.29	0.20	18.97	6.26	23.44	-	29.70	48.67	21.38	2.60	-	-	1.64	0.03	25.64	74.31
15111	Public Finance Management (PFM)	10.48	1.41	0.88	-	-	12.77	0.05	1.60	-	1.65	14.42	18.51	0.31	-	-	-	-	18.82	33.24
15112	Decentralisation and support to subnational government	14.35	2.73	-	1.75	-	18.83	2.29	0.41	-	2.70	21.53	14.27	0.05	-	-	-	-	14.32	35.85
15113	Anti-corruption organisations and institutions	2.41	2.74	0.38	0.58	-	6.10	0.82	0.00	-	0.82	6.92	0.20	0.37	-	-	-	-	0.56	7.48
15114	Domestic Revenue Mobilisation	10.23	-	-	-	-	10.23	-	-	-	-	10.23	0.97	-	-	-	1.82	-	2.79	13.02
15116	Tax collection	0.02	-	-	-	-	0.02	-	-	-	-	0.02	-	-	-	-	-	-	-	0.02
15117	Budget planning	0.05	-	-	-	-	0.05	-	-	-	-	0.05	-	-	-	-	-	-	-	0.05
15125	Central procurement	0.20	-	-	-	-	0.20	-	-	-	-	0.20	-	-	-	-	-	-	-	0.20
15127	National monitoring and evaluation	0.40	-	-	-	0.11	0.51	-	-	-	-	0.51	-	-	-	-	-	-	-	0.51
15130	Legal and judicial development	23.67	2.58	2.56	3.06	-	31.86	1.23	0.03	1.56	2.82	34.68	0.54	1.34	-	-	-	-	1.88	36.56
15131	Justice, law and order policy, planning and administration	0.13	-	-	3.05	-	3.18	-	-	-	-	3.18	-	-	-	-	-	-	-	3.18
15132	Police	1.18	-	-	4.35	-	5.53	-	-	-	-	5.53	-	-	-	-	-	-	-	5.53
15133	Fire and rescue services	0.53	-	-	-	-	0.53	-	-	-	-	0.53	-	-	-	-	-	-	-	0.53
15136	Immigration	-	-	-	-	-	-	-	-	-	-	-	-	-	-	-	0.04	-	0.04	0.04
15137	Prisons	0.13	-	-	-	-	0.13	-	-	-	-	0.13	-	-	-	-	-	-	-	0.13
15144	National standards development	0.63	-	-	-	-	0.63	-	-	-	-	0.63	-	-	-	-	-	-	-	0.63
15150	Democratic participation and civil society	37.74	7.65	0.64	5.98	3.86	55.87	1.57	-	0.52	2.09	57.96	0.52	1.90	-	-	0.35	-	2.77	60.73
15151	Elections	9.73	0.32	-	1.59	-	11.63	3.04	-	0.21	3.25	14.88	-	0.02	-	-	-	-	0.02	14.90
15152	Legislatures and political parties	4.97	0.08	-	0.33	-	5.38	0.01	-	0.21	0.22	5.60	-	0.02	-	-	0.17	-	0.19	5.79
15153	Media and free flow of information	3.72	-	-	-	-	3.72	-	-	0.28	0.28	3.99	-	0.59	-	-	-	-	0.59	4.58
15154	Executive office	-	-	-	-	0.21	0.21	-	-	-	-	0.21	-	-	-	-	-	-	-	0.21
15160	Human rights	18.91	4.25	3.25	10.05	3.75	40.22	7.15	0.00	0.47	7.62	47.85	0.06	0.56	-	-	0.15	0.98	1.75	49.59
15170	Women's equality organisations and institutions	-	-	-	-	-	-	0.68	0.00	-	0.68	0.68	0.46	-	-	-	0.03	-	0.50	1.17
15180	Ending violence against women and girls	5.54	0.71	2.31	1.93	-	10.50	0.01	-	-	0.01	10.51	-	0.74	-	-	0.11	-	0.84	11.36
Conflict Prevention And Resolution, Peace And Security		21.82	0.08	0.20	307.01	0.00	329.10	35.99	0.20	2.15	38.33	367.44	0.83	1.70	20.42	-	-	4.13	27.08	394.51
15210	Security system management and reform	2.98	0.06	0.05	15.80	-	18.90	0.25	0.20	1.63	2.07	20.98	0.05	0.80	-	-	-	4.13	4.98	25.95
15220	Civilian peace-building, conflict prevention and resolution	11.35	0.01	-	45.51	0.00	56.87	0.31	-	0.36	0.67	57.53	0.69	0.90	3.71	-	-	-	5.29	62.82
15230	Participation in international peacekeeping operations	-	-	-	17.19	-	17.19	35.43	-	0.16	35.58	52.77	-	-	16.71	-	-	-	16.71	69.48
15240	Reintegration and control of small arms and light weapons (SALW)	0.51	-	-	-	-	0.51	-	-	-	-	0.51	0.09	-	-	-	-	-	0.09	0.59
15250	Removal of land mines and explosive remnants of war	6.17	-	-	6.98	-	13.15	0.00	-	-	0.00	13.15	-	-	-	-	-	-	-	13.15
15261	Child soldiers (Prevention and demobilisation)	0.81	-	0.15	0.16	0.00	1.13	0.01	-	-	0.01	1.14	0.02	-	-	-	-	-	0.02	1.15
15294	Non-lethal assistance to security forces (5)	-	-	-	110.00	-	110.00	-	-	-	-	110.00	-	-	-	-	-	-	-	110.00
15295	Cybercrime (5)	-	-	-	1.76	-	1.76	-	-	-	-	1.76	-	-	-	-	-	-	-	1.76
15296	Countering Violent Extremism and Foreign Terrorist Fighters (5)	-	-	-	41.35	-	41.35	-	-	-	-	41.35	-	-	-	-	-	-	-	41.35
15297	Combatting the Financing of Terrorism (5)	-	-	-	3.04	-	3.04	-	-	-	-	3.04	-	-	-	-	-	-	-	3.04
15298	Preventing violent extremism (5)	-	-	-	3.68	-	3.68	-	-	-	-	3.68	-	-	-	-	-	-	-	3.68
15299	Chemical, Biological, Radiological and Nuclear threat reduction (5)	-	-	-	61.53	-	61.53	-	-	-	-	61.53	-	-	-	-	-	-	-	61.53
Other Social Infrastructure And Services		13.99	3.30	0.10	1.85	1.16	20.40	9.70	3.13	0.99	13.82	34.22	44.96	8.27	-	-	0.60	0.06	53.89	88.11
16010	Social/ welfare services	3.47	0.41	-	-	0.00	3.88	1.97	1.47	0.47	3.91	7.78	31.37	1.71	-	-	0.20	-	33.29	41.07
16015	Social services (incl youth development and women+ children)	1.24	-	-	-	-	1.24	-	-	-	-	1.24	-	-	-	-	0.10	-	0.10	1.34
16020	Employment policy and administrative management	3.46	2.43	0.10	-	-	5.99	5.52	0.01	-	5.53	11.51	3.89	6.00	-	-	0.02	-	9.91	21.43
16030	Housing policy and administrative management	-	-	-	-	-	-	-	0.08	-	0.08	0.08	0.15	-	-	-	-	-	0.15	0.23
16040	Low-cost housing	1.06	0.02	-	-	-	1.08	-	0.04	-	0.04	1.12	0.20	-	-	-	0.05	-	0.25	1.36
16050	Multisector aid for basic social services	0.19	0.32	-	-	-	0.51	0.06	1.11	-	1.17	1.69	8.82	0.56	-	-	0.09	-	9.47	11.16
16061	Culture and recreation	-	-	-	-	-	-	-	0.09	0.47	0.55	0.55	0.02	-	-	-	0.08	-	0.11	0.66
16062	Statistical capacity building	4.35	0.06	-	-	1.16	5.57	0.85	0.33	0.05	1.24	6.81	0.47	-	-	-	-	0.06	0.53	7.34
16063	Narcotics control	-	-	-	1.85	-	1.85	-	-	-	-	1.85	-	-	-	-	-	-	-	1.85
16064	Social mitigation of HIV/AIDS	0.22	0.07	-	-	-	0.29	1.30	-	-	1.30	1.59	0.03	-	-	-	0.06	-	0.09	1.68

Canadian International Assistance by Sector

B1: International Assistance by Sector

This table includes ODA and other official assistance expenditures in \$ millions.

Sector	Global Affairs Canada										Other government departments										TOTAL
	Bilateral Aid					Multilateral Aid					TOTAL - Global Affairs Canada	Department of Finance Canada	International Development Research Centre	Royal Canadian Mounted Police	Climate Change Canada	Environment and Natural Resources Canada	Provinces, territories and municipalities	Others (3)	TOTAL - Other government departments		
	Geographic Programs	Innovation	Partnerships for Development	Global Issues and Development (1)	International Security and Political Affairs (2)	Other Programs	TOTAL - Bilateral Aid (UN)	United Nations agency, fund or commission	Regional Development Banks	Other multilateral institutions										TOTAL - Multilateral Aid	
Transport And Storage	3.54	-	-	-	-	-	3.54	-	34.47	-	34.47	38.01	45.82	-	-	-	1.87	-	47.69	85.70	
21010	Transport policy and administrative management	2.80	-	-	-	-	2.80	-	1.61	-	1.61	4.41	5.81	-	-	-	-	-	5.81	10.22	
21020	Road transport	0.00	-	-	-	-	0.00	-	29.72	-	29.72	29.72	35.70	-	-	-	-	-	35.70	65.42	
21030	Rail transport	-	-	-	-	-	-	-	1.00	-	1.00	1.00	0.73	-	-	-	-	-	0.73	1.73	
21040	Water transport	-	-	-	-	-	-	-	1.80	-	1.80	1.80	2.22	-	-	-	-	-	2.22	4.02	
21050	Air transport	-	-	-	-	-	-	-	0.33	-	0.33	0.33	1.27	-	-	-	1.87	-	3.14	3.47	
21061	Storage	0.53	-	-	-	-	0.53	-	0.01	-	0.01	0.54	0.09	-	-	-	-	-	0.09	0.64	
21081	Education and training in transport and storage	0.20	-	-	-	-	0.20	-	-	-	-	0.20	0.00	-	-	-	-	-	0.00	0.20	
Communications		3.05	0.52	-	-	-	3.57	0.45	0.34	0.89	1.68	5.25	6.88	4.24	-	-	0.11	-	11.23	16.48	
22010	Communications policy and administrative management	1.36	-	-	-	-	1.36	0.44	0.03	-	0.47	1.84	1.21	0.93	-	-	-	-	2.14	3.97	
22020	Telecommunications	0.20	-	-	-	-	0.20	-	0.12	-	0.12	0.32	1.38	0.02	-	-	-	-	1.40	1.73	
22030	Radio/television/print media	-	0.08	-	-	-	0.08	-	-	0.31	0.31	0.39	-	-	-	-	0.01	-	0.01	0.41	
22040	Information and communication technology (ICT)	1.49	0.44	-	-	-	1.93	0.00	0.18	0.58	0.77	2.69	4.30	3.28	-	-	0.10	-	7.68	10.37	
Energy Generation, Distribution And Efficiency		13.02	-	149.20	-	-	162.22	0.72	28.42	2.55	31.69	193.91	44.74	0.00	-	-	0.02	-	44.76	238.67	
23110	Energy policy and administrative management	5.06	-	0.70	-	-	5.76	-	0.96	1.70	2.66	8.42	6.01	-	-	-	-	-	6.01	14.43	
23111	Energy sector policy, planning and administration	0.06	-	-	-	-	0.06	-	-	-	-	0.06	-	-	-	-	-	-	-	0.06	
23181	Energy education/training	1.51	-	-	-	-	1.51	-	-	0.08	0.08	1.59	0.00	-	-	-	-	-	0.00	1.59	
23182	Energy research	0.12	-	-	-	-	0.12	-	-	-	-	0.12	-	-	-	-	-	-	-	0.12	
23183	Energy conservation and demand-side efficiency	0.12	-	-	-	-	0.12	-	-	0.08	0.08	0.20	-	0.00	-	-	-	-	0.00	0.21	
23210	Energy generation, renewable sources – multiple technologies	0.42	-	29.70	-	-	30.12	0.72	0.49	0.18	1.39	31.52	2.39	-	-	-	-	-	2.39	33.90	
23220	Hydro-electric power plants	0.00	-	-	-	-	0.00	-	1.35	-	1.35	1.35	4.33	-	-	-	-	-	4.33	5.68	
23230	Solar energy	1.90	-	29.70	-	-	31.60	-	0.40	0.17	0.57	32.16	1.70	-	-	-	0.02	-	1.72	33.88	
23240	Wind energy	-	-	29.70	-	-	29.70	-	0.11	0.11	0.22	29.92	-	-	-	-	-	-	-	29.92	
23260	Geothermal energy	-	-	29.70	-	-	29.70	-	0.00	0.10	0.10	29.80	0.65	-	-	-	-	-	0.65	30.45	
23270	Biofuel-fired power plants	-	-	29.70	-	-	29.70	-	0.05	0.14	0.19	29.89	0.04	-	-	-	-	-	0.04	29.93	
23310	Energy generation, non-renewable sources – unspecified	-	-	-	-	-	-	-	0.10	-	0.10	0.10	1.26	-	-	-	-	-	1.26	1.36	
23330	Oil-fired electric power plants	-	-	-	-	-	-	-	-	-	-	-	0.05	-	-	-	-	-	0.05	0.05	
23340	Natural gas-fired electric power plants	-	-	-	-	-	-	-	-	-	-	-	2.27	-	-	-	-	-	2.27	2.27	
23630	Electric power transmission and distribution	3.82	-	-	-	-	3.82	-	24.79	-	24.79	28.62	25.38	-	-	-	-	-	25.38	54.00	
23640	Gas distribution	-	-	-	-	-	-	-	0.17	-	0.17	0.17	0.65	-	-	-	-	-	0.65	0.82	
Banking And Financial Services		45.34	6.00	5.40	0.06	2.96	59.75	0.02	4.65	-	4.67	64.42	7.47	1.53	-	-	0.11	-	9.12	73.54	
24010	Financial policy and administrative management	4.47	-	2.80	-	2.93	10.20	0.02	0.97	-	0.99	11.19	2.55	0.04	-	-	-	-	2.59	13.77	
24020	Monetary institutions	2.22	-	0.60	-	-	2.82	-	0.00	-	0.00	2.82	0.17	-	-	-	-	-	0.17	2.99	
24030	Formal sector financial intermediaries	27.81	4.35	2.00	-	0.02	34.18	-	3.39	-	3.39	37.58	4.13	0.11	-	-	-	-	4.23	41.81	
24040	Informal/semi-formal financial intermediaries	3.29	1.60	-	0.06	0.02	4.97	-	0.28	-	0.28	5.25	0.59	1.37	-	-	0.11	-	2.08	7.33	
24081	Education/training in banking and financial services	7.55	0.04	-	-	-	7.59	-	-	-	-	7.59	0.03	0.02	-	-	-	-	0.05	7.64	
Business And Other Services		21.93	14.55	2.28	-	-	38.75	0.50	0.16	0.76	1.42	40.17	6.92	2.35	-	-	0.08	-	9.35	49.52	
25010	Business support services and institutions	21.01	14.55	2.28	-	-	37.84	0.50	0.16	0.76	1.42	39.25	5.58	2.35	-	-	0.08	-	8.01	47.26	
25020	Privatisation	0.92	-	-	-	-	0.92	-	-	-	-	0.92	1.35	-	-	-	-	-	1.35	2.26	

Canadian International Assistance by Sector

B1: International Assistance by Sector

This table includes ODA and other official assistance expenditures in \$ millions.

Sector	Global Affairs Canada										Other government departments								TOTAL	
	Bilateral Aid					Multilateral Aid					TOTAL - Global Affairs Canada	Department of Finance Canada	International Development Research Centre	Royal Canadian Mounted Police	Environment and Climate Change Canada	Provinces, territories and municipalities	Others (3)	TOTAL - Other government departments		
	Geographic Programs	Partnerships for Development Innovation	Global Issues and Development	Political Affairs (1)	International Security and Other Programs (2)	TOTAL - Bilateral Aid	United Nations agency, fund or commission (UNL)	Regional Development Banks	Other multilateral institutions	TOTAL - Multilateral Aid										
Agriculture, Forestry and Fishing	144.57	53.53	4.06	-	-	202.16	22.03	19.40	21.39	62.83	264.99	50.19	8.37	-	0.04	2.02	-	60.63	325.62	
31110	Agricultural policy and administrative management	15.84	0.69	1.00	-	17.53	9.53	1.51	6.33	17.36	34.90	3.52	1.95	-	-	0.37	-	5.84	40.74	
31120	Agricultural development	21.96	16.75	-	-	38.71	12.50	13.56	-	26.06	64.77	8.03	-	-	0.38	-	-	8.41	73.19	
31130	Agricultural land resources	2.07	0.93	-	-	3.01	0.00	0.45	0.11	0.56	3.57	3.78	0.05	-	-	-	-	3.83	7.40	
31140	Agricultural water resources	9.28	0.32	-	-	9.60	-	2.09	-	2.09	11.69	13.22	-	-	-	0.02	-	13.24	24.93	
31150	Agricultural inputs	4.68	2.10	-	-	6.78	-	-	-	-	6.78	0.57	0.35	-	-	-	-	0.92	7.70	
31161	Food crop production	12.54	8.82	-	-	21.35	-	0.35	-	0.35	21.71	1.91	0.05	-	-	0.18	-	2.15	23.85	
31162	Industrial crops/export crops	0.07	1.49	-	-	1.56	-	-	-	-	1.56	0.82	-	-	0.04	-	-	0.85	2.41	
31163	Livestock	1.21	0.14	-	-	1.34	-	0.04	-	0.04	1.38	3.31	0.04	-	-	-	-	3.34	4.72	
31164	Agrarian reform	0.31	-	-	-	0.31	-	-	-	-	0.31	-	-	-	-	0.01	-	0.01	0.32	
31166	Agricultural extension	15.94	2.30	-	-	18.25	-	0.34	-	0.34	18.58	2.12	0.04	-	-	-	-	2.16	20.75	
31181	Agricultural education/training	14.42	3.02	0.03	-	17.47	-	0.50	0.26	0.76	18.24	0.14	0.13	-	-	0.31	-	0.57	18.81	
31182	Agricultural research	2.69	9.22	3.03	-	14.94	-	0.01	9.00	9.01	23.94	4.05	0.75	-	-	-	-	4.81	28.75	
31191	Agricultural services	13.36	1.16	-	-	14.51	-	0.10	-	0.10	14.62	2.86	0.09	-	-	0.09	-	3.04	17.66	
31192	Plant and post-harvest protection and pest control	1.09	-	-	-	1.09	-	0.00	-	0.00	1.09	0.01	0.27	-	-	-	-	0.28	1.38	
31193	Agricultural financial services	10.36	0.81	-	-	11.17	-	0.34	-	0.34	11.51	1.85	3.93	-	-	-	-	5.78	17.29	
31194	Agricultural co-operatives	10.74	4.98	-	-	15.71	-	-	-	-	15.71	1.52	-	-	-	0.25	-	1.77	17.49	
31195	Livestock/veterinary services	2.22	0.67	-	-	2.89	-	-	-	-	2.89	0.23	0.38	-	-	-	-	0.62	3.51	
31210	Forestry policy and administrative management	0.11	-	-	-	0.11	-	0.00	4.40	4.40	4.51	0.25	-	-	-	0.37	-	0.62	5.13	
31220	Forestry development	0.99	0.02	-	-	1.01	-	0.11	0.22	0.34	1.35	0.03	-	-	-	-	-	0.03	1.37	
31261	Fuelwood/charcoal	-	-	-	-	-	-	-	0.19	0.19	0.19	0.06	-	-	-	0.05	-	0.10	0.29	
31281	Forestry education/training	0.72	-	-	-	0.72	-	-	-	-	0.72	-	-	-	-	-	-	-	0.72	
31310	Fishing policy and administrative management	0.90	0.12	-	-	1.02	-	0.00	0.88	0.88	1.90	1.14	0.24	-	-	-	-	1.39	3.29	
31320	Fishery development	2.09	-	-	-	2.09	-	0.01	-	0.01	2.10	0.64	0.09	-	-	-	-	0.73	2.83	
31381	Fishery education/training	0.98	-	-	-	0.98	-	-	-	-	0.98	0.08	-	-	-	-	-	0.08	1.06	
31382	Fishery research	-	-	-	-	-	-	-	-	-	-	0.03	-	-	-	-	-	0.03	0.03	
31391	Fishery services	-	-	-	-	-	-	-	-	-	-	0.02	-	-	-	-	-	0.02	0.02	
Industry		66.21	34.01	7.26	-	-	107.48	0.00	0.95	0.19	1.15	108.63	8.53	2.55	-	-	0.50	-	11.57	120.20
32110	Industrial policy and administrative management	0.24	-	-	-	-	0.24	-	0.09	0.15	0.24	0.41	-	-	-	-	-	0.41	0.89	
32120	Industrial development	0.90	-	-	-	-	0.90	-	0.00	-	0.00	0.91	0.99	0.10	-	-	-	1.09	2.00	
32130	Small and medium-sized enterprises (SME) development	31.03	25.74	4.90	-	-	61.66	-	0.67	-	0.67	62.34	1.22	0.41	-	-	0.49	-	64.45	
32140	Cottage industries and handicraft	0.08	0.11	-	-	-	0.19	-	-	-	0.19	-	-	-	-	-	-	-	0.19	
32161	Agro-industries	4.89	2.96	-	-	-	7.85	-	0.18	-	0.18	8.04	1.09	1.77	-	-	0.01	-	2.88	
32162	Forest industries	-	-	-	-	-	-	-	-	-	-	0.02	-	-	-	-	-	0.02	0.02	
32163	Textiles, leather and substitutes	0.15	-	-	-	-	0.15	-	-	-	-	0.00	-	-	-	-	-	0.00	0.15	
32165	Fertilizer plants	-	0.08	-	-	-	0.08	-	-	-	-	0.08	-	-	-	-	-	-	0.08	
32166	Cement/lime/plaster	-	-	-	-	-	-	-	0.05	0.05	0.05	-	-	-	-	-	-	-	0.05	
32168	Pharmaceutical production	-	-	-	-	-	-	-	-	-	-	-	0.01	-	-	-	-	0.01	0.01	
32210	Mineral/mining policy and administrative management	23.93	2.66	2.36	-	-	28.95	-	0.00	-	0.00	2.23	0.26	-	-	-	-	2.49	31.45	
32220	Mineral prospecting and exploration	0.03	-	-	-	-	0.03	-	-	-	0.03	0.43	-	-	-	-	-	0.43	0.46	
32261	Coal	0.33	-	-	-	-	0.33	-	-	-	-	0.33	-	-	-	-	-	-	0.33	
32262	Oil and gas	4.14	2.36	-	-	-	6.50	-	-	-	-	1.52	-	-	-	-	-	1.52	8.02	
32263	Ferrous metals	-	-	-	-	-	-	-	-	-	-	0.05	-	-	-	-	-	0.05	0.05	
32265	Precious metals/materials	0.48	0.09	-	-	-	0.57	-	-	-	-	0.57	-	-	-	-	-	-	0.57	
32310	Construction policy and administrative management	-	-	-	-	-	-	0.00	-	-	0.00	0.56	-	-	-	-	-	0.56	0.56	

Canadian International Assistance by Sector

B1: International Assistance by Sector

This table includes ODA and other official assistance expenditures in \$ millions.

Sector	Global Affairs Canada										Other government departments										TOTAL
	Bilateral Aid					Multilateral Aid					TOTAL - Global Affairs Canada	Department of Finance Canada	Research Centre	International Development	Royal Canadian Mounted Police	Environment and Climate Change Canada	Provinces, territories and municipalities	Others (3)	TOTAL - Other government departments		
	Geographic Programs	Partnerships for Development Innovation	Global Issues and Development	Political Affairs (1)	International Security and Political Affairs (2)	Other Programs	TOTAL - Bilateral Aid	United Nations agency, fund or commission (UN)	Regional Development Banks	Other multilateral institutions										TOTAL - Multilateral Aid	
Trade Policy And Regulations And Trade- Related Adjustment		16.64	2.52	-	-	2.00	21.16	-	0.25	0.45	0.70	21.86	14.59	0.29	-	-	0.19	-	15.07	36.93	
33110	Trade policy and administrative Management	3.80	-	-	-	-	3.80	-	0.00	0.05	0.05	3.85	6.45	0.00	-	-	-	-	6.46	10.31	
33120	Trade facilitation	6.84	2.31	-	-	2.00	11.15	-	0.10	0.35	0.45	11.60	6.20	0.28	-	-	-	-	6.48	18.08	
33130	Regional trade agreements (RTAs)	1.31	-	-	-	-	1.31	-	-	-	-	1.31	1.60	-	-	-	-	-	1.60	2.91	
33140	Multilateral trade negotiations	1.16	-	-	-	-	1.16	-	-	0.05	0.05	1.22	-	-	-	-	-	-	-	1.22	
33150	Trade-related adjustment	0.21	-	-	-	-	0.21	-	-	-	-	0.21	0.04	-	-	-	-	-	0.04	0.25	
33181	Trade education/training	2.28	0.11	-	-	-	2.39	-	0.00	-	0.00	2.39	-	-	-	-	0.08	-	0.08	2.47	
33210	Tourism policy and administrative management	1.04	0.10	-	-	-	1.14	-	0.14	-	0.14	1.28	0.30	-	-	-	0.11	-	0.41	1.69	
Environmental Protection		15.80	1.27	1.37	-	0.00	18.45	4.10	2.03	62.51	68.63	87.08	9.14	6.52	-	15.09	5.49	1.40	37.64	124.72	
41010	Environmental policy and administrative management	7.67	0.31	0.19	-	-	8.16	3.62	0.50	30.41	34.53	42.69	1.34	3.80	-	12.98	3.39	0.76	22.27	64.96	
41020	Biosphere protection	-	-	-	-	-	-	0.47	-	19.69	20.16	20.16	0.50	-	-	1.62	1.74	-	3.86	24.02	
41030	Bio-diversity	0.30	0.09	1.19	-	-	1.58	-	0.00	11.92	11.92	13.50	1.42	-	-	-	-	-	1.42	14.91	
41040	Site preservation	-	0.01	-	-	-	0.01	-	-	0.40	0.40	0.41	0.13	-	-	-	-	0.64	0.77	1.18	
41050	Flood prevention/control	1.10	-	-	-	-	1.10	-	1.36	-	1.36	2.46	5.23	0.22	-	-	-	-	5.45	7.91	
41081	Environmental education/ training	5.79	0.77	-	-	0.00	6.55	-	-	-	-	6.55	0.29	0.18	-	-	0.36	-	0.83	7.38	
41082	Environmental research	0.95	0.09	-	-	-	1.04	0.00	0.17	0.10	0.27	1.31	0.24	2.32	-	0.49	-	-	3.05	4.36	
Multisector		74.82	3.84	1.58	16.36	0.23	96.82	6.04	3.59	6.29	15.92	112.75	36.98	51.02	-	-	76.97	0.19	165.16	277.90	
43010	Multisector aid	23.97	-	0.95	16.23	-	41.15	3.34	0.12	3.58	7.04	48.19	0.01	36.96	-	-	0.40	-	37.37	85.55	
43030	Urban development and management	3.49	0.02	-	-	-	3.51	0.01	2.35	0.23	2.60	6.11	12.70	0.17	-	-	-	-	12.87	18.98	
43032	Urban development	0.23	-	-	-	-	0.23	-	-	-	-	0.23	-	-	-	-	-	-	-	0.23	
43040	Rural development	7.81	3.59	-	-	-	11.40	-	1.01	2.48	3.49	14.89	23.18	1.08	-	-	-	-	24.26	39.15	
43041	Rural land policy and management	0.53	-	-	-	-	0.53	-	-	-	-	0.53	-	-	-	-	-	-	-	0.53	
43042	Rural development	0.03	-	-	-	-	0.03	-	-	-	-	0.03	-	-	-	-	-	-	-	0.03	
43050	Non-agricultural alternative development	0.19	-	-	-	-	0.19	-	-	-	-	0.19	-	-	-	-	-	-	-	0.19	
43081	Multisector education/training	0.04	0.12	0.62	-	-	0.78	-	-	-	-	0.78	-	2.74	-	-	76.21	0.08	79.03	79.81	
43082	Research/scientific institutions	-	0.03	-	0.13	0.23	0.39	-	0.00	-	0.00	0.39	0.09	9.99	-	-	-	-	10.08	10.47	
51010	General budget support-related aid	-	-	-	-	-	-	0.90	-	-	0.90	0.90	0.36	0.08	-	-	-	-	0.44	1.34	
52010	Food aid/Food security programmes	38.55	0.08	-	-	-	38.63	1.80	-	-	1.80	40.42	0.64	-	-	-	0.36	0.11	1.11	41.53	
60020	Debt forgiveness	-	-	-	-	-	-	-	0.10	-	0.10	0.10	-	-	-	-	-	-	-	0.10	
Humanitarian assistance		43.19	0.02	698.26	1.50	-	742.97	57.56	1.72	0.73	60.01	802.97	16.93	0.26	-	0.68	1.88	0.32	20.07	823.05	
72010	Material relief assistance and services	6.32	-	276.88	-	-	283.20	30.91	0.23	-	31.14	314.35	0.31	-	-	-	1.49	0.32	2.13	316.47	
72040	Emergency food aid	4.93	-	247.32	-	-	252.25	14.54	-	-	14.54	266.79	0.17	-	-	-	0.01	-	0.18	266.98	
72050	Relief co-ordination; protection and support services	4.24	-	164.56	-	-	168.80	3.04	-	-	3.04	171.84	0.07	-	-	-	-	-	0.07	171.91	
73010	Reconstruction relief and rehabilitation	13.80	-	-	1.50	-	15.30	3.77	0.60	-	4.37	19.67	4.12	0.26	-	-	0.16	-	4.54	24.21	
74010	Disaster prevention and preparedness	13.89	0.02	9.50	-	-	23.41	5.30	0.88	0.73	6.91	30.32	12.26	0.00	-	0.68	0.22	-	13.16	43.49	
Other aid expenditures		69.95	23.78	29.38	22.71	179.01	324.83	54.70	1.03	54.17	109.89	434.72	-	20.23	5.94	0.83	224.43	418.84	670.27	1,104.99	
91010	Administrative costs (4)	69.62	12.04	24.38	22.61	113.16	241.81	7.49	0.30	10.70	18.50	260.31	-	19.82	5.94	0.83	-	19.40	45.99	306.30	
93010	Refugees in donor countries	-	-	-	-	-	-	-	-	-	-	-	-	-	-	-	208.24	397.90	606.14	606.14	
99810	Sectors not specified	0.33	0.02	2.00	0.11	65.73	68.19	47.20	0.73	43.47	91.40	159.58	-	-	-	-	15.15	1.54	16.69	176.28	
99820	Promotion of development awareness	-	11.71	3.00	-	0.12	14.83	-	-	-	-	14.83	-	0.40	-	-	1.04	-	1.44	16.27	
Total - International Assistance		1,227.31	324.39	1,127.33	382.84	199.82	3,261.69	257.52	171.26	485.59	914.37	4,176.06	492.82	146.37	26.36	16.63	319.37	429.16	1,430.71	5,606.77	

(1) Includes Canada Fund for Local Initiatives.

(2) Other: Includes Strategic Policy Branch, International Business Development and Innovation Branch, Services Rendered Abroad, and corporate operations and management costs of non-programming branches.

(3) Other government departments include international assistance provided by Natural Resources Canada; National Defence; Employment and Social Development Canada; Parks Canada; Transport Canada; and Innovation, Science and Economic Development Canada; the Canadian Intellectual Property Office; Statistics Canada; the Canada Revenue Agency; Health Canada, as well as unallocable costs that cannot be directly or indirectly traced to a recipient country (such as imputed foreign student subsidies, and various administrative costs).

(4) Operations & Management costs: represents the costs incurred by the donor agency to cover the day-to-day costs of extending international assistance.

(5) These sector codes were created for departmental use and are not part of OECD-DAC's purpose codes list.

Canadian International Assistance by Recipient

B2: Humanitarian Assistance by Country, Organization

This table includes ODA and other official assistance expenditures in \$ millions.

Recipient Country	Global Affairs Canada						Other government departments					TOTAL
	Emergency response			Reconstruction relief and rehabilitation	Disaster prevention and preparedness	TOTAL - Global Affairs Canada	Department of Finance Canada	Provinces, territories and municipalities	Department of National Defence	Others (1)	TOTAL - Other government departments	
	Material relief assistance and services	Emergency food aid	Relief co-ordination, protection and support services									
Sub-Saharan Africa (2)	81.83	150.59	43.06	-	10.39	285.87	-	0.04	-	0.12	0.16	286.03
Country-allocable												
Angola	1.03	-	-	-	-	1.03	-	-	-	-	-	1.03
Burkina-Faso	-	0.50	-	-	-	0.50	-	-	-	-	-	0.50
Burundi	0.35	1.23	0.15	-	-	1.73	-	-	-	-	-	1.73
Cameroon	1.53	1.50	1.18	-	-	4.20	-	-	-	-	-	4.20
Central African Republic	4.55	5.40	1.85	-	-	11.80	-	-	-	-	-	11.80
Chad	2.16	2.50	2.84	-	-	7.50	-	-	-	-	-	7.50
Democratic Republic of Congo	8.13	14.13	3.11	-	0.49	25.86	-	-	-	-	-	25.86
Djibouti	0.23	1.68	0.10	-	-	2.01	-	-	-	-	-	2.01
Eritrea	0.43	-	-	-	-	0.43	-	-	-	-	-	0.43
Ethiopia	7.88	15.61	5.53	-	0.52	29.55	-	0.03	-	-	0.03	29.57
Kenya	2.75	6.72	2.25	-	-	11.72	-	-	-	-	-	11.72
Lesotho	0.52	1.40	-	-	-	1.92	-	-	-	-	-	1.92
Madagascar	0.03	1.24	-	-	-	1.28	-	-	-	-	-	1.28
Malawi	2.69	2.66	-	-	-	5.35	-	0.01	-	-	0.01	5.36
Mali	2.03	2.00	0.65	-	0.49	5.17	-	-	-	-	-	5.17
Mauritania	0.27	0.50	0.23	-	-	1.00	-	-	-	-	-	1.00
Mozambique	0.03	1.58	-	-	-	1.61	-	-	-	-	-	1.61
Namibia	0.03	-	-	-	-	0.03	-	-	-	-	-	0.03
Niger	1.53	7.70	1.09	-	-	10.33	-	-	-	-	-	10.33
Nigeria	8.25	8.72	5.18	-	-	22.15	-	-	-	-	-	22.15
Rwanda	0.27	1.23	0.23	-	-	1.73	-	-	-	-	-	1.73
Somalia	7.90	15.39	3.09	-	-	26.38	-	-	-	-	-	26.38
South Sudan	11.56	34.13	4.05	-	0.49	50.23	-	-	-	-	-	50.23
Sudan	3.80	8.46	1.66	-	-	13.92	-	-	-	-	-	13.92
Swaziland	1.07	0.31	-	-	-	1.38	-	-	-	-	-	1.38
Tanzania	1.16	1.23	0.54	-	-	2.93	-	0.00	-	-	0.00	2.93
Uganda	1.10	1.47	0.90	-	-	3.47	-	-	-	-	-	3.47
Zambia	0.03	-	-	-	-	0.03	-	-	-	-	-	0.03
Zimbabwe	3.61	2.66	-	-	-	6.27	-	-	-	-	-	6.27
Region-Allocable												
Africa	6.88	10.65	8.43	-	8.40	34.36	-	-	-	0.12	0.12	34.47
North Africa	2.70	0.74	0.75	1.50	-	5.69	-	-	-	-	-	5.69
Country-allocable												
Algeria	0.27	-	0.23	-	-	0.50	-	-	-	-	-	0.50
Egypt	1.00	-	-	-	-	1.00	-	-	-	-	-	1.00
Libya	1.43	0.34	0.52	1.50	-	3.79	-	-	-	-	-	3.79
Tunisia	-	0.40	-	-	-	0.40	-	-	-	-	-	0.40
Middle East	156.99	68.47	106.08	7.00	1.25	339.79	-	0.03	-	-	0.03	339.82
Country-allocable												
Iraq	25.53	6.00	29.37	-	-	60.90	-	0.03	-	-	0.03	60.93
Jordan	29.86	7.18	27.49	-	-	64.52	-	-	-	-	-	64.52
Lebanon	43.32	12.02	5.29	-	-	60.63	-	-	-	-	-	60.63
Syria	36.49	28.60	33.77	-	-	98.85	-	-	-	-	-	98.85
West Bank and Gaza	6.99	4.80	3.21	7.00	1.25	23.26	-	-	-	-	-	23.26
Yemen	14.80	9.87	6.95	-	-	31.61	-	-	-	-	-	31.61
Asia	18.25	18.32	9.76	2.13	6.39	54.85	-	0.04	-	0.12	0.15	55.00
Country-allocable												
Afghanistan	7.47	5.58	2.98	0.06	1.57	17.65	-	-	-	-	-	17.65
Bangladesh	0.32	0.09	0.33	-	-	0.74	-	-	-	-	-	0.74
Burma (Myanmar)	1.68	0.34	1.04	-	-	3.06	-	-	-	-	-	3.06
Democratic Republic of Korea	0.35	0.74	0.10	-	-	1.19	-	-	-	-	-	1.19
Mongolia	0.27	-	-	-	-	0.27	-	-	-	-	-	0.27
Nepal	0.11	-	0.09	-	0.02	0.22	-	-	-	0.00	0.00	0.22
Pakistan	1.91	1.76	1.20	-	-	4.87	-	-	-	-	-	4.87
Philippines	1.03	-	0.22	2.08	1.37	4.70	-	0.01	-	-	0.01	4.71
Sri Lanka	-	-	-	-	-	-	-	0.03	-	-	0.03	0.03
Region-Allocable												
Asia	5.12	9.83	3.79	-	1.23	19.96	-	-	-	0.12	0.12	20.08
South-East Asia	-	-	-	-	2.19	2.19	-	-	-	-	-	2.19

Canadian International Assistance by Recipient

B2: Humanitarian Assistance by Country, Organization

This table includes ODA and other official assistance expenditures in \$ millions.

Recipient Country	Global Affairs Canada						Other government departments					TOTAL
	Emergency response			Reconstruction relief and rehabilitation	Disaster prevention and preparedness	TOTAL - Global Affairs Canada	Department of Finance Canada	Provinces, territories and municipalities	Department of National Defence	Others (1)	TOTAL - Other government departments	
	Material relief assistance and services	Emergency food aid	Relief co-ordination, protection and support services									
Americas	13.64	13.34	7.01	4.67	4.78	43.43	-	1.55	0.32	0.38	2.25	45.68
Country-allocable												
Colombia	2.02	0.17	0.67	-	-	2.87	-	-	-	0.26	0.26	3.13
Cuba	-	0.30	-	-	-	0.30	-	-	-	-	-	0.30
Dominican Republic	-	-	-	-	0.33	0.33	-	-	-	-	-	0.33
Ecuador	0.96	0.03	0.34	-	-	1.34	-	0.58	0.08	-	0.65	1.99
El Salvador	-	0.38	-	-	-	0.38	-	-	-	-	-	0.38
Guatemala	-	0.38	-	-	-	0.38	-	-	-	-	-	0.38
Haiti	6.49	3.30	1.51	4.67	0.06	16.02	-	0.85	0.24	-	1.09	17.11
Honduras	-	0.38	-	-	0.33	0.71	-	-	-	-	-	0.71
Jamaica	-	-	-	-	0.33	0.33	-	-	-	-	-	0.33
Mexico	0.07	-	0.03	-	-	0.10	-	-	-	-	-	0.10
Nicaragua	-	0.38	-	-	0.33	0.71	-	-	-	-	-	0.71
Peru	-	-	-	-	-	-	-	0.05	-	-	0.05	0.05
Region-Allocable												
Caribbean	0.39	-	0.30	-	0.73	1.41	-	0.08	-	-	0.08	1.49
Central America	0.37	-	2.91	-	-	3.28	-	-	-	-	-	3.28
South America	0.36	-	0.30	-	-	0.66	-	-	-	-	-	0.66
Americas	2.97	8.03	0.95	-	2.67	14.61	-	-	-	0.12	0.12	14.73
Europe	8.61	0.39	0.91	-	0.62	10.52	-	-	-	0.12	0.12	10.64
Country-allocable												
Turkey	3.50	-	-	-	-	3.50	-	-	-	-	-	3.50
Ukraine	3.90	0.39	0.55	-	-	4.84	-	-	-	-	-	4.84
Region-Allocable												
Europe	1.21	-	0.36	-	0.62	2.18	-	-	-	0.12	0.12	2.30
Oceania	1.14	0.39	0.01	-	-	1.55	-	-	-	-	-	1.55
Country-allocable												
Kiribati	0.23	-	-	-	-	0.23	-	-	-	-	-	0.23
Marshall Islands	0.23	-	-	-	-	0.23	-	-	-	-	-	0.23
Micronesia	0.23	-	-	-	-	0.23	-	-	-	-	-	0.23
Papua New Guinea	0.02	0.39	0.01	-	-	0.43	-	-	-	-	-	0.43
Solomon Islands	0.23	-	-	-	-	0.23	-	-	-	-	-	0.23
Region-Allocable												
Oceania	0.20	-	-	-	-	0.20	-	-	-	-	-	0.20
Global/Unallocable	0.05	-	1.22	-	-	1.27	-	-	-	-	-	1.27
Bilateral Humanitarian Assistance	283.20	252.25	168.80	15.30	23.41	742.97	-	1.66	0.32	0.72	2.71	745.68
Recipient Organization												
United Nations Development Programme	-	-	-	2.52	3.58	6.10	-	-	-	-	-	6.10
United Nations Environment Programme	-	-	-	-	-	-	-	-	-	0.22	0.22	0.22
United Nations Children's Fund	0.27	0.01	0.25	-	0.20	0.73	-	-	-	-	-	0.73
United Nations Office of Co-ordination of Humanitarian Affairs	-	-	2.00	-	-	2.00	-	-	-	-	-	2.00
United Nations Relief and Works Agency for Palestine Refugees in the Near East	1.24	-	-	-	-	1.24	-	-	-	-	-	1.24
World Food Programme	-	14.53	0.32	1.25	0.93	17.03	-	-	-	-	-	17.03
Central Emergency Response Fund	29.40	-	-	-	-	29.40	-	-	-	-	-	29.40
World Health Organisation	-	-	0.46	-	0.60	1.06	-	-	-	-	-	1.06
International Development Association	-	-	-	-	-	-	16.93	-	-	-	16.93	16.93
Caribbean Development Bank	0.23	-	-	0.60	0.84	1.67	-	-	-	-	-	1.67
Inter-American Development Bank, Fund for Special Operations	-	-	-	0.00	0.05	0.05	-	-	-	-	-	0.05
Global Environment Facility - Least Developed Countries Fund	-	-	-	-	0.73	0.73	-	0.22	-	-	0.22	0.95
Multilateral Humanitarian Assistance	31.14	14.54	3.04	4.37	6.91	60.01	16.93	0.22	-	0.22	17.36	77.37
Total - Humanitarian Assistance	314.35	266.79	171.84	19.67	30.32	802.97	16.93	1.88	0.32	0.94	20.07	823.05

(1) Other government departments include humanitarian assistance provided by the International Development Research Centre and Environment and Climate Change Canada.

(2) Projects coded to Africa are included under Sub-Saharan Africa because the majority of the benefits will incur to countries in that region.

Canadian International Assistance by Recipient Organization

C1: Summary of Global Affairs Canada International Assistance by Type of Organization

This table includes ODA and other official assistance expenditures in \$ millions and excludes operations and management costs as well as Services Rendered Abroad.

	Geographic Programs	Global Issues and Development	Partnerships for Development Innovation	International Security and Political Affairs	Other Programs (4)	TOTAL
Canadian Organizations	434.78	174.74	307.13	34.52	17.16	968.33
Civil Society (1)	330.61	164.15	278.91	17.53	16.71	807.91
Government (2)	34.92	10.44	18.64	15.61	0.43	80.04
Private Sector	69.25	0.15	9.57	1.38	0.02	80.37
Foreign Organizations	291.85	136.78	5.21	69.12	2.34	505.30
Civil Society (1)	87.72	136.78	5.21	35.68	2.34	267.73
Government (2)	202.31	-	-	21.95	-	224.26
Private Sector	1.82	-	-	11.49	-	13.31
Multilateral Organizations (3)	467.29	1,640.06	-	258.36	1.54	2,367.25
Grants and Contributions	467.29	1,396.25	-	258.36	1.54	2,123.44
Statutory Payments to IFIs	-	243.81	-	-	-	243.81
Local Technical Cooperation	13.25	-	0.01	14.49	-	27.75
Total	1,207.16	1,951.58	312.35	376.49	21.04	3,868.62

(1) For a detailed breakdown of transfer payments to civil society organizations, please consult Section 6 of the Public Accounts of Canada.

(2) Global Affairs Canada's assistance to foreign governments is based on program-based approaches (such as budget support and pooled funding), in line with the Paris Declaration on Aid Effectiveness.

(3) More information on contributions to multilateral organizations can be found in Table C2 of this report.

(4) Other: Includes Strategic Policy, and International Business Development and Innovation Branch.

Canadian International Assistance by Recipient Organization

C2: International Assistance by Multilateral Organization

This table includes ODA and other official assistance expenditures in \$ millions and excludes operations and management costs as well as Services Rendered Abroad.

Recipient Organization		Global Affairs Canada				Other government departments					TOTAL	
		Institutional support to multilateral organizations	Global Initiatives	Bilateral Aid Geographic Programs	Other Programs (1)	TOTAL - Global Affairs Canada	Department of Finance Canada	Province of Quebec	Environment and Climate Change Canada	Other (2)		TOTAL - Other government departments
United Nations agency, fund or commission (UN)		257.52	538.51	256.66	100.69	1,153.38	-	0.63	7.98	2.51	11.12	1,164.50
CERF	Central Emergency Response Fund	29.40	-	-	-	29.40	-	-	-	-	-	29.40
ECA	Economic Commission for Africa	-	-	4.71	-	4.71	-	-	-	-	-	4.71
FAO	Food and Agricultural Organisation	9.53	6.45	2.50	-	18.48	-	0.02	-	-	0.02	18.50
IAEA-TCF	International Atomic Energy Agency (Contributions to Technical Cooperation Fund)	3.36	-	-	10.95	14.32	-	-	-	-	-	14.32
IAEA-Assessed	International Atomic Energy Agency - assessed contributions	4.78	-	-	-	4.78	-	-	-	-	-	4.78
IFAD	International Fund for Agricultural Development	12.50	-	1.40	-	13.90	-	-	-	-	-	13.90
ILO-Assessed	International Labour Organisation - Assessed Contributions	8.90	0.25	8.89	-	18.04	-	-	-	-	-	18.04
ILO-RBSA	International Labour Organisation - Regular Budget Supplementary Account	-	-	-	-	-	-	-	-	0.80	0.80	0.80
ITU	International Telecommunications Union	-	-	-	-	-	-	-	-	1.01	1.01	1.01
UNAIDS	Joint United Nations Programme on HIV/AIDS	4.86	-	-	-	4.86	-	-	-	-	-	4.86
UN	United Nations	17.44	0.19	-	0.10	17.73	-	-	-	-	-	17.73
UNICEF	United Nations Children's Fund	16.20	121.42	90.91	0.16	228.70	-	-	-	-	-	228.70
UNDEF	United Nations Democracy Fund	-	-	-	1.00	1.00	-	-	-	-	-	1.00
UNDPKO	United Nations Department of Peacekeeping Operations	35.43	-	-	2.00	37.43	-	-	-	-	-	37.43
UNDPA-SZA	United Nations Department of Political Affairs, Trust Fund in Support of Political Affairs	-	-	-	7.74	7.74	-	-	-	-	-	7.74
UNDP	United Nations Development Programme	40.00	3.00	34.07	11.61	88.68	-	0.01	0.20	-	0.21	88.89
UNESCO	United Nations Educational, Scientific and Cultural Organisation	6.95	1.30	1.00	0.60	9.86	-	0.58	-	0.13	0.71	10.57
UNWOMEN	United Nations Entity for Gender Equality and the Empowerment of Women	-	-	3.60	5.35	8.95	-	-	-	-	-	8.95
UNEP	United Nations Environment Programme	-	1.19	-	-	1.19	-	-	6.75	-	6.75	7.94
UNFCCC	United Nations Framework Convention on Climate Change	0.47	-	-	-	0.47	-	-	0.25	-	0.25	0.72
OHCHR	United Nations High Commissioner for Human Rights (extrabudgetary contributions)	5.00	-	0.06	5.80	10.86	-	-	-	-	-	10.86
UNIDO	United Nations Industrial Development Organisation	-	-	3.00	-	3.00	-	-	-	-	-	3.00
UNITAR	United Nations Institute for Training and Research	-	-	-	1.23	1.23	-	-	-	-	-	1.23
UNISDR	United Nations International Strategy for Disaster Reduction	-	-	0.35	-	0.35	-	-	-	-	-	0.35
UNMAS	United Nations Mine Action Service	-	-	8.00	-	8.00	-	-	-	-	-	8.00
UNOPS	United Nations Office for Project Services	-	18.00	-	31.78	49.78	-	-	-	-	-	49.78
UNOCHA	United Nations Office of Co-ordination of Humanitarian Affairs	2.00	13.30	1.25	-	16.55	-	-	-	-	-	16.55
UNHCR	United Nations Office of the United Nations High Commissioner for Refugees	-	95.39	-	-	95.39	-	0.01	-	-	0.01	95.40
UNODC	United Nations Office on Drugs and Crime	-	-	0.70	9.23	9.93	-	-	-	-	-	9.93
PBF Window 1	United Nations Peacebuilding Fund (Window One: Flexible Contributions)	-	-	-	5.00	5.00	-	-	-	-	-	5.00
UNFPA	United Nations Population Fund	-	22.65	14.54	-	37.19	-	-	-	-	-	37.19
UNRWA	United Nations Relief and Works Agency for Palestine Refugees in the Near East	20.00	5.00	-	-	25.00	-	-	-	-	-	25.00
UNU	United Nations University (including Endowment Fund)	2.00	-	-	-	2.00	-	-	-	0.01	0.01	2.01
UNVFT	United Nations Voluntary Fund for Victims of Torture	0.06	-	-	-	0.06	-	-	-	-	-	0.06
UPU	Universal Postal Union	-	-	-	-	-	-	-	-	0.40	0.40	0.40
WFP	World Food Programme	25.00	228.37	67.69	-	321.07	-	-	-	-	-	321.07
WHO-Assessed	World Health Organisation - assessed contributions	13.62	-	-	-	13.62	-	-	-	-	-	13.62
WHO-CVCA	World Health Organisation - core voluntary contributions account	-	22.00	12.76	3.05	37.81	-	-	-	0.01	0.01	37.82
WIPO	World Intellectual Property Organisation	0.02	-	-	-	0.02	-	-	-	0.02	0.02	0.04
WMO	World Meteorological Organisation	-	-	-	-	-	-	-	0.78	-	0.78	0.78
	Other United Nations agency, fund or commission (UN)	-	-	1.22	5.08	6.31	-	-	-	0.14	0.14	6.44
International Monetary Fund (IMF)		-	-	5.00	0.11	5.11	-	-	-	-	-	5.11
World Bank Group (WB)		-	47.00	89.78	2.70	139.48	492.82	-	-	0.12	492.94	632.42
IBRD	International Bank for Reconstruction and Development	-	40.00	75.43	2.70	118.13	-	-	-	-	-	118.13
IDA	International Development Association	-	-	-	-	-	441.62	-	-	-	441.62	441.62
IDA-MDRI	International Development Association - Multilateral Debt Relief Initiative	-	-	-	-	-	51.20	-	-	-	51.20	51.20
IFC	International Finance Corporation	-	7.00	14.35	-	21.35	-	-	-	0.12	0.12	21.47
	Other World Bank Group (WB)	-	-	-	-	-	-	-	-	-	-	-

Canadian International Assistance by Recipient Organization

C2: International Assistance by Multilateral Organization

This table includes ODA and other official assistance expenditures in \$ millions and excludes operations and management costs as well as Services Rendered Abroad.

Recipient Organization		Global Affairs Canada					Other government departments					TOTAL
		Institutional support to multilateral organizations	Global Initiatives	Geographic Programs	Other Programs (1)	TOTAL - Global Affairs Canada	Department of Finance Canada	Province of Quebec	Environment and Climate Change Canada	Other (2)	TOTAL - Other government departments	
World Trade Organisation		0.95	-	1.00	-	1.95	-	-	-	-	-	1.95
WTO-ITC	World Trade Organisation - International Trade Centre	0.95	-	1.00	-	1.95	-	-	-	-	-	1.95
Regional Development Banks		171.26	148.50	31.72	3.60	355.08	-	-	-	-	-	355.08
Afr.DF	African Development Fund	106.13	-	-	-	106.13	-	-	-	-	-	106.13
AsDB	Asian Development Bank	47.69	148.50	12.16	-	208.35	-	-	-	-	-	208.35
CDB	Caribbean Development Bank	16.71	-	0.50	-	17.21	-	-	-	-	-	17.21
EBRD	European Bank for Reconstruction and Development	-	-	-	3.60	3.60	-	-	-	-	-	3.60
IDB FSO	Inter-American Development Bank, Fund for Special Operations	0.73	-	-	-	0.73	-	-	-	-	-	0.73
IDB	Inter-American Development Bank, Inter-American Investment Corporation and Multilateral Investment Fund	-	-	16.20	-	16.20	-	-	-	-	-	16.20
	Other Regional Development Banks	-	-	2.87	-	2.87	-	-	-	-	-	2.87
Other multilateral institutions		484.64	57.42	33.66	136.53	712.24	-	22.34	6.90	2.50	31.74	743.98
AU	African Union (excluding peacekeeping facilities)	-	-	1.00	-	1.00	-	-	-	-	-	1.00
ASEAN	Association of South East Asian Nations: Economic Co-operation	-	-	-	0.94	0.94	-	-	-	-	-	0.94
CARICOM	Caribbean Community Secretariat	-	-	-	0.16	0.16	-	-	-	-	-	0.16
CGIAR	Consultative Group on International Agricultural Research	10.00	-	-	-	10.00	-	-	-	-	-	10.00
CF	Commonwealth Foundation	1.14	-	-	-	1.14	-	-	-	-	-	1.14
COL	Commonwealth of Learning	2.60	-	-	-	2.60	-	-	-	-	-	2.60
	Commonwealth Secretariat	6.93	-	-	-	6.93	-	-	-	-	-	6.93
GAVI	Global Alliance for Vaccines and Immunization	100.00	-	-	-	100.00	-	-	-	-	-	100.00
GEF-LDCF	Global Environment Facility - Least Developed Countries Fund	20.00	-	-	-	20.00	-	6.00	5.00	-	11.00	31.00
GEF	Global Environment Facility Trust Fund	54.75	-	-	-	54.75	-	-	-	-	-	54.75
Global Fund	Global Fund to Fight AIDS, Tuberculosis and Malaria	216.67	9.00	-	-	225.67	-	-	-	-	-	225.67
GPE	Global Partnership for Education	-	30.00	-	-	30.00	-	-	-	-	-	30.00
IICA	Inter-American Institute for Co-operation on Agriculture	4.15	-	-	-	4.15	-	-	-	-	-	4.15
IPCC	Intergovernmental Panel on Climate Change	-	-	-	-	-	-	-	0.30	-	0.30	0.30
IDEA	International Institute for Democracy and Electoral Assistance	-	-	-	-	-	-	-	-	0.29	0.29	0.29
INBAR	International Network for Bamboo and Rattan	-	-	-	-	-	-	-	0.04	-	0.04	0.04
IOM	International Organisation for Migration	-	10.72	14.07	4.47	29.26	-	-	-	-	-	29.26
OIF	International Organisation of the Francophonie	29.73	5.04	-	-	34.77	-	14.05	0.05	-	14.10	48.87
JSCA	Justice Studies Centre of the Americas	-	-	1.67	-	1.67	-	-	-	-	-	1.67
MFMP	Multilateral Fund for the Implementation of the Montreal Protocol	5.29	-	-	-	5.29	-	-	1.32	-	1.32	6.62
OECD	Organisation for Economic Co-operation and Development	-	-	-	-	-	-	-	-	0.19	0.19	0.19
OAS	Organisation of American States	11.54	-	2.19	4.24	17.97	-	-	-	0.18	0.18	18.15
OSCE	Organization for Security and Co-operation in Europe	8.05	-	0.08	11.41	19.54	-	-	-	-	-	19.54
PAHO	Pan-American Health Organisation	13.78	0.85	7.18	-	21.82	-	-	-	0.22	0.22	22.04
	Other multilateral institutions (3)	-	1.80	7.46	115.32	124.59	-	2.29	0.19	1.61	4.10	128.69
Total		914.37	791.43	417.82	243.63	2,367.25	492.82	22.97	14.88	5.13	535.79	2,903.04

(1) Global Affairs Canada other branches include Strategic Policy and Services Rendered Abroad.

(2) Other government departments are the International Development Research Centre; Employment and Social Development Canada; Health Canada; Innovation, Science and Economic Development Canada; Public Health Agency of Canada; Canada Revenue Agency; Parks Canada; Public Services and Procurement Canada; Statistics Canada; and Canadian Intellectual Property Office.

(3) Other multilateral organizations include an exceptional payment to the North Atlantic Treaty Organization for the Afghanistan National Army Trust Fund (\$110 million).

Canadian International Assistance by Recipient

D1: International Assistance by Channel and Continent

This table includes ODA and other official assistance expenditures in \$ millions.

Recipient	Global Affairs Canada						Other government departments							TOTAL
	Geographic Programs	Partnerships for Development Innovation	Global Issues and Development	International Security and Political Affairs	Others (1)	TOTAL - Global Affairs Canada	Department of Finance Canada	International Development Research Centre	Royal Canadian Mounted Police	Environment and Climate Change Canada	Department of National Defence	Others (2)	TOTAL - Other government departments	
Africa														
Sub-Saharan Africa (3)	566.94	172.88	620.22	33.07	351.02	1,744.13	259.77	46.35	0.13	3.64	-	19.40	329.29	2,073.42
Bilateral Aid	566.94	172.88	426.32	33.06	67.77	1,266.97	-	46.35	0.13	0.17	-	15.35	62.00	1,328.97
Country-allocable	507.92	152.47	297.06	20.48	0.00	977.93	-	15.99	-	-	-	3.38	19.37	997.30
of which ODA	507.92	152.47	297.06	13.88	0.00	971.33	-	15.99	-	-	-	3.38	19.37	990.70
Unallocable by country	59.02	20.41	129.26	12.58	67.77	289.03	-	30.37	0.13	0.17	-	11.97	42.64	331.67
of which ODA	59.02	20.41	129.26	12.58	67.77	289.03	-	30.37	0.13	0.17	-	11.97	42.64	331.67
Multilateral Aid	-	-	193.90	0.01	283.25	477.16	259.77	-	-	3.47	-	4.05	267.28	744.45
United Nations agency, fund or commission (UN)	-	-	56.04	0.01	56.20	112.25	-	-	-	3.47	-	-	3.47	115.72
Regional Development Banks	-	-	106.13	-	-	106.13	-	-	-	-	-	-	-	106.13
World Bank Group (WB)	-	-	-	-	-	-	259.77	-	-	-	-	-	259.77	259.77
Other multilateral organizations	-	-	31.73	-	227.05	258.78	-	-	-	-	-	4.05	4.05	262.83
North Africa	18.36	1.43	4.61	5.54	6.38	36.33	-	2.10	-	8.20	-	0.04	10.34	46.67
Bilateral Aid	18.36	1.43	4.38	5.54	2.66	32.37	-	2.10	-	8.20	-	0.04	10.34	42.71
Country-allocable	17.44	1.37	4.19	4.96	-	27.97	-	1.75	-	8.20	-	0.04	9.99	37.96
of which ODA	17.44	1.37	4.19	2.30	-	25.31	-	1.75	-	8.20	-	0.04	9.99	35.30
Unallocable by country	0.92	0.06	0.19	0.57	2.66	4.40	-	0.35	-	-	-	-	0.35	4.75
of which ODA	0.92	0.06	0.19	0.57	2.66	4.40	-	0.35	-	-	-	-	0.35	4.75
Multilateral Aid	-	-	0.23	-	3.73	3.96	-	-	-	-	-	-	-	3.96
United Nations agency, fund or commission (UN)	-	-	0.23	-	1.91	2.14	-	-	-	-	-	-	-	2.14
Regional Development Banks	-	-	-	-	-	-	-	-	-	-	-	-	-	-
World Bank Group (WB)	-	-	-	-	-	-	-	-	-	-	-	-	-	-
Other multilateral organizations	-	-	-	-	1.82	1.82	-	-	-	-	-	-	-	1.82
Total - Africa	585.30	174.31	624.83	38.61	357.41	1,780.46	259.77	48.46	0.13	11.84	-	19.43	339.63	2,120.09
Middle East	121.29	2.90	323.71	90.45	54.37	592.72	3.76	3.36	0.77	-	4.13	0.46	12.48	605.20
Bilateral Aid	121.29	2.90	320.46	90.45	23.76	558.86	-	3.36	0.77	-	4.13	0.30	8.56	567.43
Country-allocable	114.70	2.79	318.32	84.18	-	519.99	-	1.06	0.77	-	-	0.30	2.14	522.13
of which ODA	114.70	2.79	318.32	33.33	-	469.15	-	1.06	0.76	-	-	0.30	2.12	471.27
Unallocable by country	6.59	0.11	2.13	6.28	23.76	38.87	-	2.30	-	-	4.13	0.00	6.43	45.30
of which ODA	6.59	0.11	2.13	6.28	23.76	38.87	-	2.30	-	-	4.13	0.00	6.43	45.30
Multilateral Aid	-	-	3.25	-	30.60	33.86	3.76	-	-	-	-	0.16	3.92	37.78
United Nations agency, fund or commission (UN)	-	-	2.71	-	27.29	30.01	-	-	-	-	-	-	-	30.01
Regional Development Banks	-	-	-	-	-	-	-	-	-	-	-	-	-	-
World Bank Group (WB)	-	-	-	-	-	-	3.76	-	-	-	-	-	3.76	3.76
Other multilateral organizations	-	-	0.54	-	3.31	3.85	-	-	-	-	-	0.16	0.16	4.02
Asia	238.56	62.43	310.19	148.73	205.55	965.45	211.95	27.34	0.36	1.97	-	60.36	301.97	1,267.42
Bilateral Aid	238.56	62.43	273.86	148.71	40.81	764.37	-	27.34	0.36	1.72	-	59.17	88.58	852.95
Country-allocable	208.45	48.59	39.43	128.22	0.17	424.85	-	12.89	0.36	1.60	-	3.86	18.72	443.57
of which ODA	208.45	48.59	39.43	8.81	0.17	305.44	-	12.89	0.06	1.60	-	3.86	18.42	323.86
Unallocable by country	30.11	13.84	234.44	20.50	40.63	339.52	-	14.44	-	0.12	-	55.31	69.87	409.38
of which ODA	30.11	13.84	234.44	20.50	40.63	339.52	-	14.44	-	0.12	-	55.31	69.87	409.38
Multilateral Aid	-	-	36.33	0.01	164.74	201.08	211.95	-	-	0.25	-	1.19	213.39	414.46
United Nations agency, fund or commission (UN)	-	-	17.05	0.01	24.37	41.43	-	-	-	0.22	-	-	0.22	41.65
Regional Development Banks	-	-	-	-	45.83	45.83	-	-	-	-	-	-	-	45.83
World Bank Group (WB)	-	-	-	-	-	-	211.95	-	-	-	-	-	211.95	211.95
Other multilateral organizations	-	-	19.28	-	94.55	113.82	-	-	-	0.04	-	1.19	1.22	115.05

Canadian International Assistance by Recipient

D1: International Assistance by Channel and Continent

This table includes ODA and other official assistance expenditures in \$ millions.

Recipient	Global Affairs Canada						Other government departments							TOTAL
	Geographic Programs	Partnerships for Development Innovation	Global Issues and Development	International Security and Political Affairs	Others (1)	TOTAL - Global Affairs Canada	Department of Finance Canada	International Development Research Centre	Royal Canadian Mounted Police	Environment and Climate Change Canada	Department of National Defence	Others (2)	TOTAL - Other government departments	
Americas	275.48	70.34	121.22	61.73	78.66	607.42	9.09	26.23	16.63	0.37	0.32	13.08	65.71	673.12
Bilateral Aid	246.01	70.34	75.00	61.72	50.51	503.58	-	26.23	16.63	0.31	0.32	13.05	56.53	560.11
Country-allocable	177.12	55.67	18.79	46.96	0.39	298.94	-	11.30	16.63	-	0.32	5.75	34.00	332.93
of which ODA	177.12	55.15	18.79	21.46	0.39	272.91	-	11.30	16.63	-	0.32	5.75	34.00	306.91
Unallocable by country	68.89	14.66	56.21	14.75	50.13	204.64	-	14.93	-	0.31	-	7.30	22.53	227.17
of which ODA	68.89	14.66	56.21	14.75	50.13	204.64	-	14.93	-	0.31	-	7.30	22.53	227.17
Multilateral Aid	29.47	-	46.22	0.01	28.14	103.84	9.09	-	-	0.06	-	0.03	9.18	113.02
United Nations agency, fund or commission (UN)	-	-	15.28	0.01	8.16	23.46	-	-	-	0.06	-	-	0.06	23.52
Regional Development Banks	-	-	16.71	-	0.43	17.13	-	-	-	-	-	-	-	17.13
World Bank Group (WB)	-	-	-	-	-	-	9.09	-	-	-	-	-	9.09	9.09
Other multilateral organizations	29.47	-	14.23	-	19.55	63.25	-	-	-	-	-	0.03	0.03	63.28
Europe	35.94	0.76	37.16	30.47	24.94	129.27	4.43	0.08	1.72	0.12	-	1.42	7.77	137.04
Bilateral Aid	35.94	0.76	16.72	30.46	10.08	93.95	-	0.08	1.72	0.12	-	1.42	3.33	97.28
Country-allocable	34.08	0.38	8.34	13.83	-	56.63	-	0.08	1.72	-	-	0.75	2.55	59.18
of which ODA	34.08	0.38	8.34	7.26	-	50.05	-	0.08	1.72	-	-	0.75	2.55	52.61
Unallocable by country	1.86	0.38	8.38	16.63	10.08	37.32	-	-	-	0.12	-	0.66	0.78	38.10
of which ODA	1.86	0.38	8.38	16.63	10.08	37.32	-	-	-	0.12	-	0.66	0.78	38.10
Multilateral Aid	-	-	20.44	0.01	14.86	35.32	4.43	-	-	-	-	-	4.43	39.75
United Nations agency, fund or commission (UN)	-	-	11.91	0.01	3.67	15.59	-	-	-	-	-	-	-	15.59
Regional Development Banks	-	-	-	-	-	-	-	-	-	-	-	-	-	-
World Bank Group (WB)	-	-	-	-	-	-	4.43	-	-	-	-	-	4.43	4.43
Other multilateral organizations	-	-	8.53	-	11.20	19.73	-	-	-	-	-	-	-	19.73
Oceania	0.02	0.21	11.41	2.19	7.00	20.82	3.83	-	-	-	-	0.55	4.38	25.20
Bilateral Aid	0.02	0.21	9.21	2.18	0.56	12.18	-	-	-	-	-	0.02	0.02	12.20
Country-allocable	-	0.20	1.35	0.59	-	2.14	-	-	-	-	-	-	-	2.14
of which ODA	-	0.20	1.35	0.59	-	2.14	-	-	-	-	-	-	-	2.14
Unallocable by country	0.02	0.01	7.87	1.58	0.56	10.04	-	-	-	-	-	0.02	0.02	10.06
of which ODA	0.02	0.01	7.87	1.58	0.56	10.04	-	-	-	-	-	0.02	0.02	10.06
Multilateral Aid	-	-	2.19	0.01	6.44	8.64	3.83	-	-	-	-	0.53	4.36	13.01
United Nations agency, fund or commission (UN)	-	-	-	0.01	1.41	1.42	-	-	-	-	-	-	-	1.42
Regional Development Banks	-	-	-	-	1.86	1.86	-	-	-	-	-	-	-	1.86
World Bank Group (WB)	-	-	-	-	-	-	3.83	-	-	-	-	-	3.83	3.83
Other multilateral organizations	-	-	2.19	-	3.17	5.36	-	-	-	-	-	0.53	0.53	5.89
Unallocable	0.21	13.45	51.89	10.73	3.66	79.93	-	40.91	6.74	2.34	-	648.78	698.77	778.70
Bilateral Aid	0.21	13.45	1.38	10.73	3.66	29.42	-	40.91	6.74	0.61	-	641.00	689.26	718.68
of which ODA	0.21	13.42	1.38	1.28	2.45	18.73	-	40.91	6.74	0.61	-	641.00	689.26	707.99
of which refugee costs	-	-	-	-	-	-	-	-	-	-	-	606.14	606.14	606.14
Multilateral Aid	-	-	50.51	-	-	50.51	-	-	-	1.73	-	7.78	9.51	60.02
Summary														
Bilateral International Assistance	1,227.31	324.39	1,127.33	382.84	199.82	3,261.69	-	146.37	26.36	11.12	4.45	730.34	918.64	4,180.33
Multilateral International Assistance	29.47	-	353.07	0.06	531.77	914.37	492.82	-	-	5.51	-	13.74	512.07	1,426.44
Total - International Assistance	1,256.78	324.39	1,480.40	382.90	731.58	4,176.06	492.82	146.37	26.36	16.63	4.45	744.08	1,430.71	5,606.77

(1) Other: Includes Strategic Policy Branch, International Business Development and Innovation Branch, Services Rendered Abroad, and corporate operations and management costs of non-programming branches.

(2) Other government departments include international assistance provided by Employment and Social Development Canada; Natural Resources Canada; Parks Canada; Canadian Intellectual Property Office; Statistics Canada; Canada Revenue Agency; Health Canada; Innovation, Science and Economic Development Canada; Canadian Food Inspection Agency; Royal Canadian Mint; Public Health Agency of Canada; Public Services and Procurement Canada; Export Development Canada, as well as unallocable costs that cannot be directly or indirectly traced to a recipient country (such as imputed foreign student subsidies, and various operations and management costs). It also includes aid from provincial and municipal levels of government.

(3) Projects coded to Africa are included under Sub-Saharan Africa because the majority of the benefits will incur to countries in that region.

Canadian International Assistance by Recipient

D2: Bilateral International Assistance

This table includes ODA and other official assistance expenditures in \$ millions.

Recipient	Global Affairs Canada							Other government departments										TOTAL
	Geographic Programs	Global Issues and Development		Partnerships for Development Innovation	International Security and Political Affairs	Others (1)	TOTAL - Global Affairs Canada	International Development Research Centre	International Mounted Police	Royal Canadian Mounted Police	Environment and Climate Change Canada	Department of National Defence	Canada Revenue Agency	Public Health Agency of Canada	Provinces, territories and municipalities	Others (2)	TOTAL - Other government departments	
Africa																		
Sub-Saharan Africa (3)	566.94	275.19	151.13	172.88	33.06	67.77	1,266.97	46.35	0.13	0.17	-	0.10	0.26	14.43	0.55	62.00		1,328.97
Country-allocable																		
Angola	-	1.03	-	-	0.10	-	1.14	0.03	-	-	-	-	-	-	-	-	0.03	1.16
Benin	9.26	-	1.82	5.31	0.08	-	16.48	0.11	-	-	-	-	-	-	0.41	-	0.52	17.00
Botswana	-	-	-	0.08	0.09	-	0.16	0.53	-	-	-	-	-	-	-	-	0.53	0.70
Burkina-Faso	17.86	0.50	2.84	10.99	0.08	-	32.27	1.62	-	-	-	-	-	-	0.46	-	2.09	34.36
Burundi	0.29	1.91	1.17	1.87	3.10	-	8.33	-	-	-	-	-	-	-	0.03	-	0.03	8.36
Cameroon	0.49	4.20	1.17	2.68	0.38	-	8.93	0.19	-	-	-	-	-	-	0.10	-	0.28	9.21
Cape Verde	-	-	-	0.19	0.04	-	0.23	-	-	-	-	-	-	-	-	-	-	0.23
Central African Republic	0.45	11.80	1.17	0.19	0.10	-	13.71	-	-	-	-	-	-	-	-	-	-	13.71
Chad	-	6.20	2.69	0.19	0.10	-	9.18	0.07	-	-	-	-	-	-	0.01	-	0.08	9.26
Comoros	-	-	-	0.19	0.01	-	0.21	-	-	-	-	-	-	-	-	-	-	0.21
Democratic Republic of Congo	11.90	26.04	3.82	7.85	0.13	-	49.73	0.21	-	-	-	-	-	-	0.07	-	0.28	50.02
Congo	-	-	-	0.20	0.13	-	0.33	0.01	-	-	-	-	-	-	0.03	-	0.04	0.37
Côte d'Ivoire	0.90	-	1.17	2.69	0.12	-	4.88	0.12	-	-	-	-	-	-	-	-	0.12	5.00
Djibouti	-	2.19	-	0.19	0.13	-	2.51	-	-	-	-	-	-	-	-	-	-	2.51
Equatorial Guin	-	-	-	0.19	0.08	-	0.27	-	-	-	-	-	-	-	-	-	-	0.27
Eritrea	-	0.43	-	-	-	-	0.43	-	-	-	-	-	-	-	0.03	-	0.03	0.46
Ethiopia	80.11	24.69	8.62	9.88	0.12	-	123.42	1.04	-	-	-	-	-	-	0.19	-	1.23	124.65
Gabon	-	-	-	0.19	0.08	-	0.28	-	-	-	-	-	-	-	-	-	-	0.28
Gambia	-	-	-	0.06	0.04	-	0.10	-	-	-	-	-	-	-	-	-	-	0.10
Ghana	52.32	-	-	14.91	0.70	-	67.93	1.02	-	-	-	-	-	-	0.17	-	1.19	69.12
Guinea	1.84	-	1.17	0.22	0.04	-	3.27	0.02	-	-	-	-	-	0.01	-	-	0.03	3.30
Guinea-Bissau	-	-	-	0.19	0.04	-	0.23	-	-	-	-	-	-	-	-	-	-	0.23
Kenya	14.27	11.91	1.89	13.74	0.19	-	42.00	3.22	-	-	-	-	-	-	0.05	-	3.27	45.27
Lesotho	-	1.92	-	0.04	0.08	-	2.04	0.01	-	-	-	-	-	-	-	-	0.01	2.06
Liberia	1.65	-	-	0.78	1.10	-	3.53	0.03	-	-	-	-	-	-	-	-	0.03	3.56
Madagascar	0.49	1.28	1.17	0.50	0.08	-	3.53	0.13	-	-	-	-	-	-	0.18	-	0.30	3.83
Malawi	0.12	5.35	1.44	12.22	0.09	-	19.22	0.27	-	-	-	-	-	-	0.10	-	0.38	19.60
Mali	80.30	5.17	4.62	13.61	5.38	-	109.09	0.14	-	-	-	-	-	-	0.21	-	0.36	109.44
Mauritania	-	1.00	-	0.19	0.09	-	1.28	0.01	-	-	-	-	-	-	-	-	0.01	1.29
Mauritius	-	-	-	0.19	0.11	-	0.31	-	-	-	-	-	-	-	-	-	-	0.31
Mozambique	36.92	1.61	2.15	4.14	0.09	-	44.90	0.48	-	-	-	-	-	-	0.03	-	0.50	45.41
Namibia	-	0.03	0.25	0.02	0.10	-	0.40	0.04	-	-	-	-	-	-	-	-	0.04	0.44
Niger	-	10.33	1.67	0.22	0.13	-	12.35	0.26	-	-	-	-	-	-	0.09	-	0.35	12.70
Nigeria	22.16	22.15	2.94	5.39	0.92	-	53.57	0.74	-	-	-	-	-	-	-	-	0.74	54.31
Rwanda	0.38	1.91	-	6.06	0.10	-	8.45	0.29	-	-	-	-	-	-	0.06	-	0.35	8.80
Sao Tome and Principe	-	-	-	0.19	0.08	-	0.27	-	-	-	-	-	-	-	-	-	-	0.27
Senegal	48.08	-	1.94	11.57	0.32	-	61.91	0.57	-	-	-	-	-	-	0.58	0.00	1.15	63.07
Seychelles	-	-	-	0.19	-	-	0.19	-	-	-	-	-	-	-	-	-	-	0.19
Sierra Leone	0.12	-	1.17	0.46	2.15	-	3.90	0.02	-	-	-	-	-	-	0.09	-	0.11	4.02
Somalia	-	26.57	-	0.03	0.25	-	26.84	0.04	-	-	-	-	-	-	-	-	0.04	26.88
South Africa	3.00	-	-	1.65	1.41	-	6.07	0.94	-	-	-	-	-	-	0.05	0.04	1.02	7.09
South Sudan	58.36	50.41	1.67	0.11	1.17	-	111.71	0.18	-	-	-	-	-	-	0.01	-	0.20	111.91
Sudan	-	14.10	0.23	-	0.09	-	14.42	0.01	-	-	-	-	-	-	0.01	-	0.02	14.44
Swaziland	-	1.38	-	0.30	0.09	-	1.77	-	-	-	-	-	-	-	-	-	-	1.77
Tanzania	65.12	3.11	1.82	18.16	0.30	-	88.52	1.33	-	-	-	-	-	-	0.07	-	1.40	89.92
Togo	-	-	1.17	0.53	0.08	-	1.78	0.04	-	-	-	-	-	-	0.22	-	0.27	2.05
Uganda	0.92	3.65	0.14	2.45	0.10	-	7.25	1.58	-	-	-	-	-	-	0.04	-	1.62	8.87
Zambia	0.27	0.03	-	1.34	0.12	-	1.77	0.28	-	-	-	-	-	-	0.01	-	0.29	2.06
Zimbabwe	0.30	6.27	-	0.07	0.09	-	6.72	0.42	-	-	-	-	-	-	0.01	-	0.43	7.15
Region-Allocable																		
Sub-Saharan Africa	30.34	-	4.08	5.87	2.21	51.75	94.26	8.01	0.13	-	-	-	-	-	-	0.50	8.64	102.90
West Africa	5.73	-	0.26	-	-	-	5.99	-	-	-	-	-	-	-	-	-	-	5.99
Central Africa	0.06	-	-	-	-	-	0.06	-	-	-	-	-	-	-	-	-	-	0.06
East Africa	1.68	-	0.35	-	-	-	2.03	-	-	-	-	-	-	-	-	-	-	2.03
Southern Africa	-	-	0.09	-	-	-	0.09	-	-	-	-	-	-	-	-	-	-	0.09
Africa	21.21	28.01	96.46	14.53	10.46	16.02	186.70	22.36	-	0.17	-	0.10	0.25	11.10	0.01	33.99		220.69

Canadian International Assistance by Recipient

D2: Bilateral International Assistance

This table includes ODA and other official assistance expenditures in \$ millions.

Recipient	Global Affairs Canada							Other government departments											TOTAL
	Geographic Programs	Global Issues and Development		Partnerships for Development Innovation	International Security and Political Affairs	Others (1)	TOTAL - Global Affairs Canada	International Development Research Centre	Royal Canadian Mounted Police	Environment and Climate Change Canada	Department of National Defence	Canada Revenue Agency	Public Health Agency of Canada	Provinces, territories and municipalities	Others (2)	TOTAL - Other government departments			
Humanitarian Assistance Division	Global Initiatives																		
North Africa	18.36	4.19	0.19	1.43	5.54	2.66	32.37	2.10	-	8.20	-	-	-	0.04	-	10.34	42.71		
Country-allocable																			
Algeria	-	0.50	-	-	0.58	-	1.08	0.07	-	-	-	-	-	-	-	0.07	1.15		
Egypt	9.10	1.00	-	0.46	0.20	-	10.76	0.74	-	-	-	-	-	0.04	-	0.78	11.54		
Libya	-	2.29	-	-	2.34	-	4.64	0.01	-	-	-	-	-	-	-	0.01	4.65		
Morocco	7.98	-	-	0.31	0.42	-	8.71	0.21	-	8.20	-	-	-	-	-	8.41	17.11		
Tunisia	0.36	0.40	-	0.61	1.42	-	2.80	0.72	-	-	-	-	-	-	-	0.72	3.52		
Region-Allocable																			
North Africa	0.92	-	0.19	0.06	0.57	2.66	4.40	0.35	-	-	-	-	-	-	-	0.35	4.75		
Africa - Total	585.30	279.38	151.32	174.31	38.60	70.43	1,299.34	48.46	0.13	8.37	-	0.10	0.26	14.47	0.55	72.34	1,371.68		
Middle East	121.29	315.82	4.63	2.90	90.45	23.76	558.86	3.36	0.77	-	4.13	-	-	0.30	0.00	8.56	567.43		
Country-allocable																			
Israel	-	-	-	-	0.07	-	0.07	-	-	-	-	-	-	-	-	-	0.07		
Iraq	6.21	60.90	-	-	33.69	-	100.80	0.05	0.18	-	-	-	-	0.03	-	0.26	101.06		
Iran	-	-	-	-	-	-	-	0.01	-	-	-	-	-	0.19	-	0.20	0.20		
Jordan	60.58	64.32	-	1.10	23.76	-	149.76	0.19	0.02	-	-	-	-	0.06	-	0.28	150.04		
Lebanon	8.90	60.63	-	0.19	9.14	-	78.86	0.69	-	-	-	-	-	-	-	0.69	79.55		
West Bank and Gaza	34.20	2.00	-	1.50	0.43	-	38.13	0.03	0.58	-	-	-	-	0.02	-	0.63	38.76		
Syria	4.81	98.85	-	-	16.95	-	120.61	0.08	-	-	-	-	-	-	-	0.08	120.69		
Yemen	-	29.11	2.50	0.00	0.14	-	31.76	0.01	-	-	-	-	-	-	-	0.01	31.77		
Region-Allocable																			
Middle East	6.59	-	2.13	0.11	6.28	23.76	38.87	2.30	-	-	4.13	-	-	-	0.00	6.43	45.30		
Asia	238.56	47.31	226.55	62.43	148.71	40.81	764.37	27.34	0.36	1.72	-	0.04	-	58.22	0.91	88.58	852.95		
Country-allocable																			
Afghanistan	84.70	15.72	1.67	5.51	110.19	-	217.80	1.43	-	-	-	-	-	0.17	-	1.59	219.39		
Armenia	-	-	-	0.02	0.11	-	0.13	-	-	-	-	-	-	-	-	-	0.13		
Azerbaijan	-	-	-	-	0.18	-	0.18	-	-	-	-	-	-	0.04	-	0.04	0.22		
Bangladesh	31.58	0.74	3.70	6.65	0.63	-	43.30	1.68	-	-	-	-	-	0.24	0.01	1.93	45.24		
Bhutan	-	-	-	0.05	0.11	-	0.17	-	-	-	-	-	-	-	-	-	0.17		
China	-	-	-	0.03	0.34	0.17	0.54	0.57	-	1.60	-	-	-	1.13	0.01	3.31	3.85		
Georgia	-	-	-	0.01	0.20	-	0.20	-	-	-	-	-	-	-	-	-	0.20		
Indonesia	21.93	-	1.93	3.51	1.30	-	28.68	0.60	-	-	-	-	-	-	-	0.60	29.28		
India	-	-	1.79	2.27	0.12	-	4.17	2.57	-	-	-	-	-	0.74	0.39	3.70	7.87		
Kyrgyzstan	-	-	-	0.68	-	-	0.68	-	-	-	-	-	-	-	-	-	0.68		
Cambodia	-	-	0.23	4.14	0.21	-	4.58	0.48	0.30	-	-	-	-	0.08	-	0.87	5.45		
Democratic Republic of Korea	-	1.19	-	-	-	-	1.19	-	-	-	-	-	-	-	-	-	1.19		
Kazakhstan	-	-	-	-	0.12	-	0.12	-	-	-	-	0.02	-	-	0.00	0.02	0.14		
Laos	-	-	-	0.89	0.22	-	1.12	0.15	-	-	-	-	-	-	-	0.15	1.27		
Sri Lanka	5.16	-	-	0.92	0.45	-	6.52	0.31	-	-	-	-	-	0.07	-	0.38	6.90		
Burma (Myanmar)	12.13	2.29	-	2.38	4.39	-	21.20	1.28	-	-	-	-	-	0.15	-	1.43	22.62		
Mongolia	5.83	0.27	-	1.40	0.18	-	7.68	-	-	-	-	-	-	-	-	-	7.68		
Maldives	-	-	-	-	0.10	-	0.10	-	-	-	-	-	-	-	-	-	0.10		
Malaysia	-	-	-	-	5.63	-	5.63	0.03	-	-	-	0.02	-	-	-	0.06	5.69		
Nepal	-	0.20	1.70	5.97	0.15	-	8.02	1.14	-	-	-	-	-	0.05	-	1.19	9.21		
Philippines	12.43	1.25	-	3.28	2.47	-	19.43	0.48	0.06	-	-	-	-	0.11	0.07	0.71	20.13		
Pakistan	19.66	4.87	1.89	6.01	0.20	-	32.62	0.72	-	-	-	-	-	0.06	-	0.78	33.40		
Singapore	-	-	-	-	0.14	-	0.14	-	-	-	-	-	-	-	-	-	0.14		
Thailand	-	-	-	0.07	0.18	-	0.24	0.31	-	-	-	-	-	0.01	-	0.33	0.57		
Tajikistan	-	-	-	1.10	0.12	-	1.22	0.12	-	-	-	-	-	-	-	0.12	1.34		
Timor-Leste	-	-	-	-	0.17	-	0.17	0.28	-	-	-	-	-	-	-	0.28	0.45		
Uzbekistan	-	-	-	0.01	-	-	0.01	-	-	-	-	-	-	-	-	-	0.01		
Vietnam	15.04	-	-	3.69	0.20	-	18.92	0.74	-	-	-	-	-	0.10	0.40	1.24	20.15		
Region-Allocable																			
Asia	25.84	20.79	213.65	13.84	17.12	40.63	331.88	12.38	-	0.12	-	-	-	55.28	0.01	67.80	399.67		
South-Central Asia	-	-	-	-	-	-	-	0.70	-	-	-	-	-	-	-	0.70	0.70		
South Asia	-	-	-	-	0.01	-	0.01	1.36	-	-	-	-	-	-	-	1.36	1.37		
South-East Asia	4.27	-	-	-	3.46	-	7.73	0.00	-	-	-	-	-	-	0.01	0.01	7.74		

Canadian International Assistance by Recipient

D2: Bilateral International Assistance

This table includes ODA and other official assistance expenditures in \$ millions.

Recipient	Global Affairs Canada							Other government departments									TOTAL	
	Geographic Programs	Global Issues and Development		Partnerships for Development Innovation	International Security and Political Affairs	Others (1)	Global Affairs Canada	TOTAL - Global Affairs Canada	International Development Research Centre	Royal Canadian Mounted Police	Environment and Climate Change Canada	Department of National Defence	Canada Revenue Agency	Public Health Agency of Canada	Provinces, territories and municipalities	Others (2)		TOTAL - Other government departments
		Humanitarian Assistance Division	Global Initiatives															
Americas	246.01	38.10	36.90	70.34	61.72	50.51	503.58	26.23	16.63	0.31	0.32	0.18	0.77	11.91	0.18	56.53	560.11	
Country-allocable																		
Antigua and Barbuda	-	-	-	0.03	0.15	-	0.18	-	-	-	-	-	-	-	0.00	0.00	0.19	
Argentina	-	-	-	0.29	0.13	-	0.43	0.98	-	-	-	-	-	0.04	-	1.02	1.44	
Barbados	-	-	-	0.01	0.43	-	0.44	-	-	-	-	-	-	-	-	-	0.44	
Bolivia	6.32	-	-	8.46	1.75	-	16.53	0.64	-	-	-	-	-	0.28	-	0.92	17.45	
Brazil	-	-	-	0.01	1.33	0.14	1.48	0.64	-	-	-	-	-	0.39	-	1.03	2.51	
Bahamas	-	-	-	-	0.18	-	0.18	-	-	-	-	-	-	-	-	-	0.18	
Belize	-	-	-	0.15	0.68	-	0.82	-	-	-	-	-	-	0.02	-	0.02	0.84	
Chile	0.29	-	-	1.41	0.40	0.25	2.36	0.71	-	-	-	-	-	-	-	0.71	3.07	
Colombia	46.57	2.87	-	3.55	10.23	-	63.21	2.10	0.01	-	-	-	-	0.01	0.00	2.12	65.33	
Costa Rica	0.28	-	-	0.07	1.31	-	1.66	0.18	-	-	-	-	-	0.03	-	0.21	1.87	
Cuba	2.58	0.30	-	-	0.78	-	3.66	0.33	-	-	-	-	-	0.09	-	0.42	4.08	
Dominica	-	-	-	0.33	0.02	-	0.36	-	-	-	-	-	-	-	-	-	0.36	
Dominican Republic	0.28	0.33	-	0.61	0.56	-	1.79	0.11	-	-	-	-	-	-	-	0.11	1.90	
Ecuador	0.37	1.34	-	0.38	1.92	-	4.01	0.28	-	-	0.08	-	-	0.85	-	1.21	5.22	
Grenada	-	-	-	0.14	0.20	-	0.33	-	-	-	-	-	-	-	-	-	0.33	
Guatemala	5.55	0.38	-	6.52	0.83	-	13.27	0.49	-	-	-	-	-	0.14	-	0.62	13.90	
Guyana	0.62	-	-	0.48	1.30	-	2.39	-	-	-	-	-	-	-	-	-	2.39	
Honduras	17.53	0.71	-	4.16	1.15	-	23.55	0.18	-	-	-	-	-	0.06	-	0.24	23.79	
Haiti	57.65	10.97	0.24	16.26	11.40	-	96.53	1.48	16.62	-	0.24	-	-	2.04	-	20.38	116.91	
Jamaica	6.81	0.33	-	0.72	1.10	-	8.96	0.03	-	-	-	-	-	-	0.00	0.04	8.99	
Saint Kitts and Nevis	-	-	-	-	0.03	-	0.03	-	-	-	-	-	-	-	-	-	0.03	
St. Lucia	-	-	-	0.34	0.13	-	0.47	-	-	-	-	-	-	-	-	-	0.47	
Mexico	1.01	0.10	-	0.14	1.16	-	2.41	0.48	-	-	-	0.03	-	0.84	0.18	1.53	3.94	
Nicaragua	9.20	0.71	-	2.20	0.33	-	12.44	0.08	-	-	-	-	-	0.10	-	0.17	12.62	
Panama	0.28	-	-	0.10	0.79	-	1.17	0.46	-	-	-	-	-	-	-	0.46	1.63	
Peru	20.45	-	0.13	8.04	2.63	-	31.25	1.07	-	-	-	-	-	0.64	-	1.71	32.96	
Paraguay	0.37	-	-	-	1.82	-	2.19	0.51	-	-	-	-	-	-	-	0.51	2.71	
Suriname	0.37	-	-	0.07	0.24	-	0.69	-	-	-	-	-	-	-	-	-	0.69	
El Salvador	0.57	0.38	-	0.50	1.12	-	2.56	0.38	-	-	-	-	-	0.03	-	0.41	2.97	
Trinidad and Tobago	-	-	-	0.52	0.78	-	1.29	-	-	-	-	-	-	-	-	-	1.29	
Uruguay	-	-	-	-	1.79	-	1.79	0.03	-	-	-	-	-	-	-	0.03	1.83	
Saint Vincent and the Grenadines	-	-	-	0.01	0.02	-	0.03	-	-	-	-	-	-	-	-	-	0.03	
Venezuela	-	-	-	0.19	0.19	-	0.38	0.13	-	-	-	-	-	-	-	0.13	0.51	
Region-Allocable																		
Americas	29.16	15.09	36.52	14.66	11.41	50.13	156.97	0.00	-	0.31	-	0.15	0.31	5.76	0.00	6.54	163.51	
Central America	3.00	3.28	-	-	0.94	-	7.22	0.44	-	-	-	-	-	-	-	0.44	7.66	
South America	4.12	0.66	-	-	0.59	-	5.37	14.33	-	-	-	-	-	0.26	0.00	14.60	19.97	
Caribbean	32.60	0.66	-	-	1.91	-	35.17	0.15	-	-	-	-	0.45	0.35	-	0.95	36.13	

Canadian International Assistance by Recipient

D2: Bilateral International Assistance

This table includes ODA and other official assistance expenditures in \$ millions.

Recipient	Global Affairs Canada							Other government departments									TOTAL
	Geographic Programs	Global Issues and Development		Partnerships for Development Innovation	International Security and Political Affairs	Others (1)	TOTAL - Global Affairs Canada	International Development Research Centre	Royal Canadian Mounted Police	Environment and Climate Change Canada	Department of National Defence	Canada Revenue Agency	Public Health Agency of Canada	Provinces, territories and municipalities	Others (2)	TOTAL - Other government departments	
Europe	35.94	10.52	6.20	0.76	30.46	10.08	93.95	0.08	1.72	0.12	-	-	-	0.80	0.62	3.33	97.28
Country-allocable																	
Albania	-	-	-	-	0.11	-	0.11	-	-	-	-	-	-	0.01	-	0.01	0.12
Bosnia-Herzegovina	-	-	-	-	0.13	-	0.13	-	-	-	-	-	-	-	-	-	0.13
Belarus	-	-	-	-	0.12	-	0.12	-	-	-	-	-	-	-	-	-	0.12
Cyprus	-	-	-	-	0.25	-	0.25	-	-	-	-	-	-	-	-	-	0.25
Kosovo	-	-	-	-	0.13	-	0.13	-	-	-	-	-	-	-	-	-	0.13
Moldova	-	-	-	-	0.24	-	0.24	-	-	-	-	-	-	-	-	-	0.24
Montenegro	-	-	-	-	0.06	-	0.06	-	-	-	-	-	-	-	-	-	0.06
Macedonia	-	-	-	-	0.06	-	0.06	-	-	-	-	-	-	-	-	-	0.06
Serbia	-	-	-	-	0.06	-	0.06	-	-	-	-	-	-	-	-	-	0.06
Russia	-	-	-	-	0.18	-	0.18	-	-	-	-	-	-	-	-	-	0.18
Turkey	-	3.50	-	-	0.53	-	4.03	0.08	-	-	-	-	-	0.03	-	0.11	4.14
Ukraine	34.08	4.84	-	0.38	11.88	-	51.18	-	1.72	-	-	-	-	0.10	0.62	2.43	53.61
Region-Allocable																	
Europe	1.86	2.18	6.20	0.38	16.72	10.08	37.41	-	-	0.12	-	-	-	0.66	0.00	0.78	38.19
Oceania	0.02	1.55	7.67	0.21	2.18	0.56	12.18	-	-	-	-	-	-	0.02	-	0.02	12.20
Country-allocable																	
Micronesia	-	0.23	-	-	-	-	0.23	-	-	-	-	-	-	-	-	-	0.23
Kiribati	-	0.23	-	-	-	-	0.23	-	-	-	-	-	-	-	-	-	0.23
Marshall Islands	-	0.23	-	-	-	-	0.23	-	-	-	-	-	-	-	-	-	0.23
Papua New Guinea	-	0.43	-	-	-	-	0.43	-	-	-	-	-	-	-	-	-	0.43
Solomon Islands	-	0.23	-	0.01	-	-	0.24	-	-	-	-	-	-	-	-	-	0.24
Vanuatu	-	-	-	0.19	-	-	0.19	-	-	-	-	-	-	-	-	-	0.19
Region-Allocable																	
Oceania	0.02	0.20	7.67	0.01	2.18	0.56	10.63	-	-	-	-	-	-	0.02	-	0.02	10.65
Unallocable (4)	0.21	0.07	1.31	13.45	10.73	3.66	29.42	40.91	6.74	0.61	-	1.50	0.01	221.31	418.18	689.26	718.68
International Bilateral Assistance	1,227.31	692.76	434.57	324.39	382.84	#####	3,261.69	146.37	26.36	11.12	4.45	1.82	1.04	307.03	420.44	918.64	4,180.33

(1) Other: Includes Strategic Policy Branch, International Business Development and Innovation Branch, Services Rendered Abroad, and corporate operations and management costs of non-programming branches.

(2) Other government departments are the Canada Revenue Agency, Canadian Intellectual Property Office, Employment and Social Development Canada, Health Canada, Natural Resources Canada, Parks Canada and Statistics Canada. There are also unallocable costs that cannot be directly or indirectly traced to a recipient country, such as imputed foreign student subsidies, federal and provincial refugee costs and various operations and management costs.

(3) Projects coded to Africa are included under Sub-Saharan Africa because the majority of the benefits will incur to countries in that region.

(4) Unallocable aid are disbursements that cannot be identified for any particular recipient or sector (e.g. costs of refugees in Canada and imputed student costs).

Canadian International Assistance by Recipient

D3: Multilateral International Assistance

Multilateral aid in a given year cannot be precisely imputable to donors' contributions in that year, regardless of methodology used. See definition of "multilateral aid" in the Glossary for the complete explanation.
This table includes ODA and other official assistance expenditures in \$ millions.

Recipient	Global Affairs Canada				Other government departments						TOTAL
	United Nations agency, fund or commission (UN)	Regional Development Banks	Other multilateral organizations	TOTAL - Global Affairs Canada	Department of Finance Canada	Provinces, territories and municipalities	Environment and Climate Change Canada	Innovation, Science and Economic Development Canada	Others (1)	TOTAL - Other government departments	
Africa											
Sub-Saharan Africa	112.25	106.13	258.78	477.16	259.77	4.05	3.47	-	-	267.28	744.45
Country-allocable											
Angola	0.62	-	2.42	3.03	2.34	0.21	-	-	-	2.56	5.59
Benin	0.76	-	2.86	3.62	5.17	0.21	-	-	-	5.38	9.00
Botswana	0.15	-	0.53	0.68	-	-	-	-	-	-	0.68
Burkina-Faso	1.22	-	5.69	6.91	13.64	0.16	-	-	-	13.80	20.71
Burundi	1.76	-	3.08	4.84	1.35	0.09	-	-	-	1.45	6.29
Cameroon	1.03	-	3.14	4.17	5.28	-	-	-	-	5.28	9.45
Cape Verde	0.13	-	0.13	0.26	0.09	-	-	-	-	0.09	0.35
Central African Republic	6.35	-	1.93	8.28	1.54	0.11	-	-	-	1.64	9.93
Chad	0.94	-	3.64	4.58	3.68	0.09	-	-	-	3.76	8.34
Comoros	0.18	-	0.81	0.99	0.24	0.11	-	-	-	0.35	1.34
Democratic Republic of Congo	8.45	-	18.97	27.42	14.10	0.17	-	-	-	14.27	41.69
Congo	0.33	-	0.75	1.08	0.53	-	-	-	-	0.53	1.61
Côte d'Ivoire	1.43	-	6.24	7.67	7.29	-	-	-	-	7.29	14.97
Djibouti	0.24	-	1.15	1.39	0.34	0.14	-	-	-	0.48	1.87
Equatorial Guin	0.07	-	0.06	0.13	-	-	-	-	-	-	0.13
Eritrea	0.80	-	1.35	2.14	-	-	-	-	-	-	2.14
Ethiopia	3.89	-	16.16	20.05	48.17	0.05	-	-	-	48.22	68.27
Gabon	0.13	-	0.10	0.22	-	-	-	-	-	-	0.22
Gambia	0.50	-	1.49	1.99	0.75	0.18	-	-	-	0.94	2.92
Ghana	0.89	-	5.77	6.65	12.24	-	-	-	-	12.24	18.90
Guinea	0.91	-	3.71	4.62	2.99	0.13	-	-	-	3.11	7.73
Guinea-Bissau	0.39	-	1.27	1.66	0.36	0.02	-	-	-	0.38	2.03
Kenya	1.52	-	9.17	10.69	18.04	-	-	-	-	18.04	28.73
Lesotho	0.34	-	1.88	2.22	0.75	0.18	-	-	-	0.94	3.16
Liberia	2.28	-	1.60	3.89	4.78	0.07	-	-	-	4.85	8.74
Madagascar	1.66	-	3.77	5.43	5.85	0.19	-	-	-	6.04	11.47
Malawi	2.29	-	10.48	12.77	6.16	0.21	-	-	-	6.37	19.15
Mali	7.07	-	4.79	11.86	4.19	0.08	-	-	-	4.28	16.13
Mauritania	0.87	-	1.15	2.02	2.63	0.12	-	-	-	2.75	4.77
Mauritius	0.11	-	0.23	0.35	-	-	-	-	-	-	0.35
Mozambique	1.76	-	13.59	15.36	10.00	0.10	-	-	-	10.10	25.46
Namibia	0.16	-	1.75	1.91	-	-	-	-	-	-	1.91
Niger	2.27	-	3.66	5.93	8.28	0.15	-	-	-	8.43	14.37
Nigeria	2.43	-	21.81	24.24	31.67	-	-	-	-	31.67	55.92
Rwanda	1.30	-	5.36	6.67	9.23	0.16	-	-	-	9.39	16.06
Sao Tome and Principe	0.15	-	0.67	0.82	0.24	0.09	-	-	-	0.32	1.15
Senegal	0.77	-	3.06	3.82	5.51	0.12	-	-	-	5.63	9.46
Seychelles	0.05	-	0.15	0.20	-	-	-	-	-	-	0.20
Sierra Leone	0.99	-	2.37	3.36	1.09	0.12	-	-	-	1.21	4.57
Somalia	2.58	-	1.85	4.43	-	0.09	-	-	-	0.09	4.52
South Africa	0.31	-	5.03	5.34	-	-	-	-	-	-	5.34
South Sudan	1.75	-	0.61	2.35	0.57	0.00	-	-	-	0.57	2.92
St. Helena	0.00	-	-	0.00	-	-	-	-	-	-	0.00
Sudan	13.69	-	8.30	21.99	-	0.15	-	-	-	0.15	22.15
Swaziland	0.20	-	2.07	2.27	-	-	-	-	-	-	2.27
Tanzania	1.63	-	16.69	18.32	17.28	0.04	-	-	-	17.33	35.65
Togo	0.61	-	2.10	2.72	0.92	0.16	-	-	-	1.08	3.79
Uganda	1.93	-	16.41	18.34	7.21	0.16	-	-	-	7.37	25.71
Zambia	0.92	-	7.38	8.30	3.76	0.15	-	-	-	3.91	12.22
Zimbabwe	2.24	-	9.51	11.74	-	-	-	-	-	-	11.74
Region-Allocable											
Sub-Saharan Africa	0.73	-	-	0.73	0.13	-	3.47	-	-	3.61	4.34
Africa	28.44	106.13	22.08	156.66	1.37	-	-	-	-	1.37	158.03
North Africa	2.14	-	1.82	3.96	-	-	-	-	-	-	3.96
Country-allocable											
Algeria	0.15	-	0.16	0.32	-	-	-	-	-	-	0.32
Egypt	0.82	-	0.34	1.16	-	-	-	-	-	-	1.16
Western Sahara	0.23	-	-	0.23	-	-	-	-	-	-	0.23
Libya	0.58	-	0.06	0.64	-	-	-	-	-	-	0.64
Morocco	0.21	-	0.96	1.17	-	-	-	-	-	-	1.17
Tunisia	0.12	-	0.29	0.41	-	-	-	-	-	-	0.41
Region-Allocable											
North Africa	0.03	-	-	0.03	-	-	-	-	-	-	0.03
Africa - Total	114.39	106.13	260.60	481.12	259.77	4.05	3.47	-	-	267.28	748.40
Middle East	30.01	-	3.85	33.86	3.76	0.16	-	-	-	3.92	37.78
Country-allocable											
Iraq	1.14	-	0.19	1.33	0.27	-	-	-	-	0.27	1.60
Iran	0.17	-	0.35	0.52	-	-	-	-	-	-	0.52
Jordan	4.91	-	0.17	5.08	1.94	-	-	-	-	1.94	7.02
Lebanon	5.94	-	0.10	6.04	-	-	-	-	-	-	6.04
West Bank and Gaza	12.13	-	-	12.13	-	-	-	-	-	-	12.13
Syria	2.05	-	0.10	2.15	-	-	-	-	-	-	2.15
Yemen	2.43	-	2.70	5.13	1.55	0.16	-	-	-	1.71	6.84
Region-Allocable											
Middle East	1.23	-	0.24	1.47	-	-	-	-	-	-	1.47

Canadian International Assistance by Recipient

D3: Multilateral International Assistance

Multilateral aid in a given year cannot be precisely imputable to donors' contributions in that year, regardless of methodology used. See definition of "multilateral aid" in the Glossary for the complete explanation.
This table includes ODA and other official assistance expenditures in \$ millions.

Recipient	Global Affairs Canada				Other government departments					TOTAL	
	United Nations agency, fund or commission (UN)	Regional Development Banks	Other multilateral organizations	TOTAL - Global Affairs Canada	Department of Finance Canada	Provinces, territories and municipalities	Environment and Climate Change Canada	Innovation, Science and Economic Development Canada	Others (1)		TOTAL - Other government departments
Asia	41.43	45.83	113.82	201.08	211.95	1.19	0.25	-	-	213.39	414.46
Country-allocable											
Afghanistan	2.73	3.34	3.98	10.05	3.28	0.17	-	-	-	3.45	13.50
Armenia	0.23	0.42	0.93	1.58	0.72	-	-	-	-	0.72	2.30
Azerbaijan	0.09	0.04	0.62	0.76	0.49	-	-	-	-	0.49	1.25
Bangladesh	2.77	6.70	8.75	18.22	41.08	0.18	-	-	-	41.26	59.48
Bhutan	0.19	0.18	0.56	0.93	0.08	0.12	-	-	-	0.21	1.14
China	0.63	0.28	4.43	5.35	-	-	-	-	-	-	5.35
Georgia	0.12	2.12	0.66	2.89	0.74	-	-	-	-	0.74	3.63
Indonesia	0.69	0.28	6.30	7.26	-	-	-	-	-	-	7.26
India	2.28	0.70	20.37	23.35	64.76	-	-	-	-	64.76	88.11
Kyrgyzstan	0.38	1.08	1.40	2.86	1.87	-	-	-	-	1.87	4.73
Cambodia	1.00	2.72	2.90	6.62	0.28	0.16	-	-	-	0.44	7.06
Democratic Republic of Korea	0.63	-	1.11	1.74	-	-	-	-	-	-	1.74
Kazakhstan	0.12	0.04	1.01	1.17	-	-	-	-	-	-	1.17
Laos	0.54	0.93	1.86	3.34	2.14	0.16	-	-	-	2.31	5.65
Sri Lanka	0.74	2.56	0.60	3.90	9.47	-	-	-	-	9.47	13.38
Burma (Myanmar)	1.45	0.73	8.78	10.95	5.82	0.05	-	-	-	5.88	16.83
Mongolia	0.24	0.55	0.32	1.10	0.45	-	-	-	-	0.45	1.55
Maldives	0.12	0.19	0.12	0.43	0.17	-	-	-	-	0.17	0.60
Malaysia	0.11	0.00	0.65	0.76	-	-	-	-	-	-	0.76
Nepal	1.42	3.64	2.92	7.98	9.41	0.15	-	-	-	9.56	17.54
Philippines	0.49	0.05	2.85	3.39	-	-	-	-	-	-	3.39
Pakistan	1.65	7.60	13.97	23.22	34.46	-	-	-	-	34.46	57.68
Thailand	0.29	0.01	1.29	1.59	-	-	-	-	-	-	1.59
Tajikistan	0.52	2.06	1.43	4.01	1.40	-	-	-	-	1.40	5.41
Timor-Leste	0.19	0.22	0.94	1.35	0.58	0.16	-	-	-	0.74	2.09
Turkmenistan	0.09	0.00	0.30	0.39	-	-	-	-	-	-	0.39
Uzbekistan	0.50	1.19	2.41	4.10	4.28	-	-	-	-	4.28	8.38
Vietnam	1.14	7.01	4.15	12.31	30.31	-	-	-	-	30.31	42.62
Region-Allocable											
Asia	18.69	1.18	16.63	36.49	-	0.03	0.25	-	-	0.28	36.77
South-Central Asia	0.20	-	-	0.20	-	-	-	-	-	-	0.20
South Asia	0.61	-	0.29	0.90	-	-	-	-	-	-	0.90
Central Asia	0.00	-	0.13	0.14	0.08	-	-	-	-	0.08	0.22
South-East Asia	0.58	-	1.19	1.77	0.07	-	-	-	-	0.07	1.84
Americas	23.46	17.13	63.25	103.84	9.09	0.03	0.06	-	-	9.18	113.02
Country-allocable											
Antigua and Barbuda	0.01	-	0.11	0.12	-	-	-	-	-	-	0.12
Argentina	0.18	0.00	0.49	0.67	-	-	-	-	-	-	0.67
Bolivia	0.27	0.16	0.96	1.38	2.70	-	-	-	-	2.70	4.08
Brazil	0.20	0.00	2.05	2.25	-	-	-	-	-	-	2.25
Belize	0.06	2.02	0.15	2.24	-	-	-	-	-	-	2.24
Chile	0.16	0.00	0.39	0.55	-	-	-	-	-	-	0.55
Colombia	0.18	0.00	1.20	1.38	-	-	-	-	-	-	1.38
Costa Rica	0.15	0.00	0.40	0.56	-	-	-	-	-	-	0.56
Cuba	0.19	-	0.60	0.79	-	-	-	-	-	-	0.79
Dominica	0.02	1.35	0.15	1.52	-	-	-	-	-	-	1.52
Dominican Republic	0.08	0.00	0.45	0.53	-	-	-	-	-	-	0.53
Ecuador	0.34	0.00	0.57	0.91	-	-	-	-	-	-	0.91
Grenada	0.01	1.19	0.10	1.30	0.17	-	-	-	-	0.17	1.47
Guatemala	0.46	0.00	1.02	1.48	-	-	-	-	-	-	1.48
Guyana	0.10	2.36	0.35	2.82	0.23	-	-	-	-	0.23	3.04
Honduras	0.54	0.06	0.91	1.51	0.98	-	-	-	-	0.98	2.49
Haiti	2.60	2.89	1.58	7.08	2.51	0.03	-	-	-	2.54	9.62
Jamaica	0.10	2.51	0.50	3.11	-	-	-	-	-	-	3.11
Saint Kitts and Nevis	-	0.68	0.05	0.74	-	-	-	-	-	-	0.74
St. Lucia	0.01	1.69	0.13	1.83	0.16	-	-	-	-	0.16	1.99
Montserrat	0.01	0.68	-	0.70	-	-	-	-	-	-	0.70
Mexico	0.14	0.00	1.76	1.90	-	-	-	-	-	-	1.90
Nicaragua	0.21	0.07	0.98	1.26	2.23	-	-	-	-	2.23	3.49
Panama	0.11	0.00	0.22	0.32	-	-	-	-	-	-	0.32
Peru	0.18	0.00	1.25	1.43	-	-	-	-	-	-	1.43
Paraguay	0.16	0.01	0.44	0.61	-	-	-	-	-	-	0.61
Suriname	0.02	0.03	0.10	0.16	-	-	-	-	-	-	0.16
El Salvador	0.18	0.00	0.51	0.69	-	-	-	-	-	-	0.69
Trinidad and Tobago	-	-	0.05	0.05	-	-	-	-	-	-	0.05
Uruguay	0.08	0.00	0.16	0.24	-	-	-	-	-	-	0.24
Saint Vincent and the Grenadines	0.01	1.35	0.05	1.42	0.07	-	-	-	-	0.07	1.49
Venezuela	0.08	0.00	0.26	0.34	-	-	-	-	-	-	0.34
Region-Allocable											
Americas	15.40	-	45.06	60.46	-	-	-	-	-	-	60.46
Central America	0.19	0.02	-	0.21	-	-	0.06	-	-	0.06	0.27
South America	1.01	0.00	0.15	1.17	-	-	0.00	-	-	0.00	1.17
Caribbean	-	-	0.11	0.11	0.03	-	-	-	-	0.03	0.14

Canadian International Assistance by Recipient

D3: Multilateral International Assistance

Multilateral aid in a given year cannot be precisely imputable to donors' contributions in that year, regardless of methodology used. See definition of "multilateral aid" in the Glossary for the complete explanation.
This table includes ODA and other official assistance expenditures in \$ millions.

Recipient	Global Affairs Canada				Other government departments						TOTAL
	United Nations agency, fund or commission (UN)	Regional Development Banks	Other multilateral organizations	TOTAL - Global Affairs Canada	Department of Finance Canada	Provinces, territories and municipalities	Environment and Climate Change Canada	Innovation, Science and Economic Development Canada	Others (1)	TOTAL - Other government departments	
Europe	15.59	-	19.73	35.32	4.43	-	-	-	-	4.43	39.75
Country-allocable											
Albania	0.16	-	0.36	0.52	0.11	-	-	-	-	0.11	0.63
Bosnia-Herzegovina	0.13	-	1.03	1.16	2.02	-	-	-	-	2.02	3.19
Belarus	0.11	-	0.81	0.92	-	-	-	-	-	-	0.92
Kosovo	0.22	-	1.42	1.64	0.38	-	-	-	-	0.38	2.02
Moldova	0.15	-	0.75	0.91	1.93	-	-	-	-	1.93	2.83
Montenegro	0.07	-	0.23	0.29	-	-	-	-	-	-	0.29
Macedonia	0.16	-	0.53	0.68	-	-	-	-	-	-	0.68
Serbia	0.18	-	0.63	0.81	-	-	-	-	-	-	0.81
Turkey	0.24	-	0.63	0.87	-	-	-	-	-	-	0.87
Ukraine	0.89	-	4.42	5.31	-	-	-	-	-	-	5.31
Region-Allocable											
Europe	13.28	-	8.92	22.20	-	-	-	-	-	-	22.20
Oceania	1.42	1.86	5.36	8.64	3.83	0.53	-	-	-	4.36	13.01
Country-allocable											
Cook Islands	0.01	-	0.08	0.09	-	-	-	-	-	-	0.09
Fiji	0.33	0.05	0.17	0.55	-	-	-	-	-	-	0.55
Micronesia	0.01	0.05	0.08	0.14	0.36	-	-	-	-	0.36	0.50
Kiribati	0.03	0.09	0.29	0.42	0.27	0.05	-	-	-	0.32	0.74
Marshall Islands	0.03	0.01	-	0.04	0.02	-	-	-	-	0.02	0.06
Nauru	0.00	0.07	0.10	0.16	-	-	-	-	-	-	0.16
Niue Islands	0.01	-	0.08	0.09	-	-	-	-	-	-	0.09
Papua New Guinea	0.32	0.72	1.62	2.66	1.31	-	-	-	-	1.31	3.96
Palau	0.01	0.06	0.10	0.17	-	-	-	-	-	-	0.17
Solomon Islands	0.13	0.30	0.88	1.31	0.28	0.15	-	-	-	0.43	1.74
Tokelau Islands	0.01	-	-	0.01	-	-	-	-	-	-	0.01
Tonga	0.04	0.25	0.15	0.43	0.53	-	-	-	-	0.53	0.96
Tuvalu	0.01	0.02	0.27	0.29	0.32	0.05	-	-	-	0.37	0.66
Vanuatu	0.03	0.09	0.65	0.77	0.16	0.15	-	-	-	0.31	1.08
Western Samoa	0.11	0.16	0.58	0.85	0.53	0.13	-	-	-	0.66	1.51
Oceania	0.34	-	0.32	0.66	0.06	-	-	-	-	0.06	0.72
Unallocable	31.23	0.30	18.97	50.51	-	6.38	1.73	1.01	0.40	9.51	60.02
Multilateral International Assistance	257.52	171.26	485.59	914.37	492.82	12.34	5.51	1.01	0.40	512.07	1,426.44

(1) Other government departments include international assistance provided by Public Health Agency of Canada, Transport Canada, and Innovation, Science and Economic Development Canada.

(2) Projects coded to Africa are included under Sub-Saharan Africa as the majority of the benefits will incur to countries in that sub-region.

(3) China received a significant amount of multilateral aid from organizations Canada supports, such as the Global Environment Facility and the Global Fund to Fight AIDS, Tuberculosis and Malaria, and has also received funding for the implementation of the Montreal Protocol.

(4) The majority of assistance provided to India represents the estimated portion of Canada's institutional support to multilateral organizations such as the International Development Association (IDA) and the Global Fund to Fight AIDS, Tuberculosis and Malaria.

(5) Assistance provided to Iran represents the estimated portion of Canada's institutional support to multilateral organizations such as the World Food Programme, the Global Fund to Fight AIDS, Tuberculosis and Malaria and the Global Environment Facility.

(6) Multilateral aid in a given year cannot be precisely imputable to donors' contributions in that year, regardless of methodology used. See definition of "multilateral aid" in the Glossary for the complete explanation.

Appendix 1

Repayments of Loans issued by Global Affairs Canada

In \$ millions

Bilateral Loans	23.30
Africa	7.12
Algeria	1.67
Egypt	1.76
Morocco	0.38
Tunisia	3.30
Americas	0.75
Argentina	0.02
Bolivia	0.04
Chile	-
Colombia	0.03
Dominican Republic	0.24
Ecuador	0.30
Guatemala	0.10
Mexico	0.00
Paraguay	0.02
Peru	0.00
Asia	15.41
Indonesia	10.31
Malaysia	0.06
Philippines	0.10
Sri Lanka	4.26
Thailand	0.67
Europe	0.03
Malta	0.03
Multilateral Loans	0.33
African Development Bank	0.13
Central American Bank for Economic Integration	0.08
Andean Development Corporation	0.13
Total	23.63

This table refers to repayments of loans issued by Global Affairs Canada for development-related purposes.

Bilateral loans - Refers to repayments of loans granted by the former Canadian International Development Agency to developing countries prior to 1986.

Multilateral loans - Refers to repayments of loans granted by Global Affairs Canada to the Andean Development Corporation, the African Development Bank and the Inter-American Development Bank.

Note that loan repayments for previous ODA loans provided by Canada are shown as negative amounts in some OECD-DAC reports, as these were counted as ODA when they were granted.

Appendix 2

Repayments of Loans issued by EDC

In \$ millions

Bilateral Loans

Africa	3.20
Algeria	0.13
Egypt	0.35
Morocco	2.72
Americas	0.24
Jamaica	0.24
Asia	17.95
China	17.71
India	0.24
Europe	3.63
Turkey	3.63
Total	25.03

Under Section 23 of the Export Development Act, EDC reports as ODA concessional sovereign loans. These concessional credits, meeting approved development criteria, are not considered part of the regular aid program budget (International Assistance Envelope).

Note that loan repayments for previous ODA loans provided by Canada are shown as negative amounts in some OECD-DAC reports, as these were counted as ODA when they were granted.

Appendix 3

Other bilateral official flows by recipient

This table includes other bilateral official assistance expenditure in \$ millions

Recipient	Global Affairs Canada							Royal Canadian Mounted Police	Other Departments	TOTAL
	Geographic Programs	Partnerships for Development Innovation	Anti-Crime Capacity Building Program	Counter-Terrorism Capacity Building Program	Non-Proliferation and Security Threat Reduction	Peace and Stabilization Operations Program	Other Programs			
Sub-Saharan Africa	0.08	0.28	-	2.39	6.17	0.21	6.43	-	-	15.57
Angola	-	-	-	-	0.02	-	-	-	-	0.02
Central African Republic	-	-	-	-	0.01	-	-	-	-	0.01
Côte d'Ivoire	-	-	-	0.03	-	-	-	-	-	0.03
Cameroon	-	-	-	0.02	0.28	-	-	-	-	0.30
Djibouti	-	-	-	-	0.01	-	-	-	-	0.01
Ghana	-	-	-	-	0.62	-	-	-	-	0.62
Kenya	-	-	-	0.09	-	-	-	-	-	0.09
Comoros	-	-	-	-	0.01	-	-	-	-	0.01
Liberia	-	-	-	-	0.01	-	-	-	-	0.01
Mali	-	-	-	0.03	0.40	-	-	-	-	0.43
Mauritius	-	-	-	0.03	-	-	-	-	-	0.03
Namibia	-	-	-	-	0.01	-	-	-	-	0.01
Niger	-	-	-	0.05	-	-	-	-	-	0.05
Nigeria	-	-	-	0.03	0.81	-	-	-	-	0.84
Sierra Leone	-	-	-	-	2.07	-	-	-	-	2.07
Senegal	-	-	-	-	0.28	-	-	-	-	0.28
Somalia	-	-	-	0.15	-	-	-	-	-	0.15
South Sudan	-	-	-	-	0.01	-	-	-	-	0.01
Chad	-	-	-	-	0.01	-	-	-	-	0.01
Tanzania	-	-	-	0.23	0.01	-	-	-	-	0.24
South Africa	-	-	-	-	1.33	-	-	-	-	1.33
Sub-Saharan Africa	0.08	0.25	-	-	-	0.14	4.71	-	-	5.19
Africa	0.00	0.02	-	1.73	0.27	0.07	1.72	-	-	3.81
North of Africa	0.02	0.00	-	2.04	0.74	0.07	0.34	-	-	3.21
Algeria	-	-	-	0.42	-	-	-	-	-	0.42
Libya	-	-	-	-	0.74	-	-	-	-	0.74
Morocco	-	-	-	0.33	-	-	-	-	-	0.33
Tunisia	-	-	-	1.18	-	-	-	-	-	1.18
North Africa	0.02	0.00	-	0.12	-	0.07	0.34	-	-	0.55
Middle East	0.14	0.00	-	38.96	14.05	0.13	4.35	0.02	-	57.66
Israel	-	-	-	-	-	0.07	-	-	-	0.07
Iraq	-	-	-	18.07	0.93	-	-	-	-	18.99
Jordan	-	-	-	10.77	12.85	-	-	0.02	-	23.63
Lebanon	-	-	-	7.58	0.28	-	-	-	-	7.87
West Bank and Gaza	-	-	-	-	-	0.07	-	-	-	0.07
Syria	-	-	-	0.24	-	-	-	-	-	0.24
Middle East	0.14	0.00	-	2.30	-	-	4.35	-	-	6.79
Asia	0.04	0.11	0.33	5.87	11.29	110.89	6.30	0.30	-	135.14
Afghanistan	-	-	-	0.00	-	110.00	-	-	-	110.00
Azerbaijan	-	-	-	-	0.10	-	-	-	-	0.10
Bangladesh	-	-	-	0.40	-	-	-	-	-	0.40
Georgia	-	-	-	-	0.10	-	-	-	-	0.10
Indonesia	-	-	-	1.00	0.13	-	-	-	-	1.13
India	-	-	-	0.00	-	-	-	-	-	0.00
Cambodia	-	-	-	0.10	-	-	-	0.30	-	0.40
Laos	-	-	-	0.11	-	-	-	-	-	0.11
Burma (Myanmar)	-	-	-	0.03	-	-	-	-	-	0.03
Malaysia	-	-	-	0.15	5.37	-	-	-	-	5.52
Philippines	-	-	0.33	0.10	1.10	-	-	-	-	1.54
Pakistan	-	-	-	-	0.03	-	-	-	-	0.03
Singapore	-	-	-	-	0.14	-	-	-	-	0.14
Thailand	-	-	-	-	0.07	-	-	-	-	0.07
Vietnam	-	-	-	0.03	-	-	-	-	-	0.03
Asia	0.04	0.11	-	3.25	1.74	0.71	6.30	-	-	12.14
South-East Asia	-	-	-	0.68	2.50	0.19	-	-	-	3.37
South Asia	-	-	-	-	0.01	-	-	-	-	0.01

Appendix 3

Other bilateral official flows by recipient

This table includes other bilateral official assistance expenditure in \$ millions

Recipient	Global Affairs Canada							Royal Canadian Mounted Police	Other Departments	TOTAL
	Geographic Programs	Partnerships for Development Innovation	Anti-Crime Capacity Building Program	Counter-Terrorism Capacity Building Program	Non-Proliferation and Security Threat Reduction	Peace and Stabilization Operations Program	Other Programs			
Americas	0.29	0.64	13.62	0.00	18.22	0.23	3.96	-	-	36.97
Antigua and Barbuda	-	-	0.03	-	0.12	-	-	-	-	0.15
Argentina	-	-	0.05	-	0.01	-	-	-	-	0.06
Barbados	-	0.01	0.38	-	0.05	-	-	-	-	0.44
Bolivia	-	-	0.01	-	1.65	-	-	-	-	1.67
Brazil	-	-	0.07	-	1.07	-	-	-	-	1.14
Bahamas	-	-	0.12	-	0.05	-	-	-	-	0.18
Belize	-	-	0.25	-	0.17	-	-	-	-	0.42
Chile	-	-	0.05	-	0.06	-	-	-	-	0.11
Colombia	-	-	0.05	-	4.31	-	-	-	-	4.37
Costa Rica	-	-	0.88	-	0.31	-	-	-	-	1.19
Cuba	-	-	0.51	-	0.05	-	-	-	-	0.56
Dominica	-	-	0.01	-	0.01	-	-	-	-	0.02
Dominican Republic	-	-	0.32	-	0.09	-	-	-	-	0.42
Ecuador	-	-	0.05	-	1.65	-	-	-	-	1.70
Grenada	-	-	0.09	-	0.10	-	-	-	-	0.20
Guatemala	-	-	0.17	-	0.12	-	-	-	-	0.30
Guyana	-	-	0.41	-	0.83	-	-	-	-	1.24
Honduras	-	-	0.62	-	0.13	-	-	-	-	0.75
Haiti	-	-	0.03	-	0.02	-	-	-	-	0.05
Jamaica	-	-	0.77	0.00	0.24	-	-	-	-	1.01
Saint Kitts and Nevis	-	-	0.03	-	0.01	-	-	-	-	0.03
St. Lucia	-	-	0.12	-	0.01	-	-	-	-	0.13
Mexico	-	-	0.31	-	0.47	-	-	-	-	0.78
Nicaragua	-	-	0.14	-	0.07	-	-	-	-	0.21
Panama	-	-	0.61	-	0.09	-	-	-	-	0.70
Peru	-	-	0.05	-	2.49	-	-	-	-	2.54
Paraguay	-	-	0.05	-	1.70	-	-	-	-	1.74
Suriname	-	-	0.05	-	0.14	-	-	-	-	0.18
El Salvador	-	-	0.53	-	0.12	-	-	-	-	0.64
Trinidad and Tobago	-	0.52	0.73	-	0.04	-	-	-	-	1.29
Uruguay	-	-	0.01	-	1.69	-	-	-	-	1.70
Saint Vincent and the Grenadines	-	-	0.01	-	0.01	-	-	-	-	0.02
Americas	0.29	0.11	2.86	-	0.34	0.23	3.96	-	-	7.80
Central America	-	-	0.94	-	-	-	-	-	-	0.94
South America	-	-	0.59	-	-	-	-	-	-	0.59
Caribbean	-	-	1.70	-	-	-	-	-	-	1.70
Europe	0.04	0.00	-	0.27	5.96	1.17	1.90	-	-	9.34
Cyprus	-	-	-	-	-	0.25	-	-	-	0.25
Kosovo	-	-	-	0.03	-	-	-	-	-	0.03
Moldova	-	-	-	-	0.10	-	-	-	-	0.10
Russia	-	-	-	-	-	0.18	-	-	-	0.18
Turkey	-	-	-	0.23	0.28	-	-	-	-	0.52
Ukraine	-	-	-	-	5.49	-	-	-	-	5.49
Europe	0.04	0.00	-	0.00	0.09	0.74	1.90	-	-	2.77
Oceania	0.00	0.00	-	-	-	-	0.24	-	-	0.25
Oceania	0.00	0.00	-	-	-	-	0.24	-	-	0.25
Global/Unallocable	0.00	0.02	0.24	2.14	7.10	0.01	1.41	-	-	10.93
Total - Other Bilateral Official Flows	0.62	1.05	14.19	51.68	63.54	112.73	24.92	0.32	-	269.06

(1) "Other programs" includes International Security Policy

Appendix 4

Acronyms

CFLI	Canada Fund for Local Initiatives
CGIAR	Consultative Group on International Agricultural Research
DND	Department of National Defence
EBRD	European Bank for Reconstruction and Development
EDC	Export Development Canada
ESDC	Employment and Social Development Canada
FCM	Federation of Canadian Municipalities
GAC	Global Affairs Canada
GAVI	Global Alliance for Vaccines and Immunisation (GAVI Alliance)
GEF	Global Environment Facility
GFATM	Global Fund to Fight Aids, Tuberculosis and Malaria
IAE	International Assistance Envelope
ICRC	International Committee of the Red Cross
IDA	International Development Association
IDB	Inter-American Development Bank
IDRC	International Development Research Centre
IFAD	International Fund for Agricultural Development
IFI	International Financial Institution
IHA	International Humanitarian Assistance
IMF	International Monetary Fund
MDI	Multilateral Development Institutions
MDRI	Multilateral Debt Relief Initiative
MNCH	Maternal, Newborn and Child Health
NGO	Non-Governmental Organization
ODA	Official Development Assistance
ODAAA	Official Development Assistance Accountability Act
OECD-DAC	Organisation for Economic Co-operation and Development – Development Assistance Committee
OIF	Organisation Internationale de la Francophonie (International Organisation of La Francophonie)
PRGT	Poverty Reduction and Growth Trust
PSPC	Public Services and Procurement Canada
RCMP	Royal Canadian Mounted Police
RTAs	Regional Trade Agreements
SME	Small and Medium-sized Enterprise
UN	United Nations
UNAIDS	Joint United Nations Programme on HIV/AIDS
UNDP	United Nations Development Programme
UNESCO	United Nations Educational, Scientific and Cultural Organization
UNHCR	United Nations High Commissioner for Refugees
UNICEF	United Nations Children’s Fund
WFP	World Food Programme
WTO	World Trade Organization

Appendix 5

Glossary

A	administrative costs (see also operations and management)	<p>In 1979, OECD-DAC members agreed that ODA figures should include the administrative costs of extending assistance. This inclusion of administrative cost data was intended to improve the comparability of total ODA figures among donor countries.</p> <p>In the present report, the term “administrative costs” represents funds provided by a government department to an executing agency specifically earmarked to cover part of the latter’s operations and management costs. See also “operations and management”</p>
	Anti-Crime Capacity Building Program	Improves the capacity of beneficiary states to prevent and respond to threats posed by transnational organized criminal activity throughout the hemisphere, thereby contributing to the full range of Canada’s interests in the Americas. The ACCBP Human Smuggling Envelope is administered by the ACCBP to respond specifically to the global threat posed to Canada by human smuggling ventures abroad.
	assessed contributions	Assessed contributions are payments made by the federal government as a result of Canada’s membership in an international organization. In order to maintain our status as a member in good standing, Canada is required to provide its share of the total operations costs.
B	bilateral assistance (as opposed to multilateral assistance)	<p>Bilateral assistance is the disbursement of funds where the donor earmarks or controls the funds by specifying the recipient and/or other aspects of the initiative. Bilateral assistance can be undertaken:</p> <ul style="list-style-type: none"> • by a donor country directly with a developing country; • with national and international non-governmental organizations (NGOs) active in development and other internal development-related transactions such as interest subsidies, spending on promotion of development awareness, debt reorganization and administrative costs; or • with a multilateral organization when the donor effectively controls the disposal of the funds by specifying the recipient or other aspects of the disbursement. <p>Table A shows the breakdown of Canada’s bilateral and multilateral assistance by source and by channel.</p> <p>Table D-2 shows the breakdown of Canada’s bilateral assistance by recipient.</p>
	Canada Fund for Local Initiatives (CFLI)	<p>The CFLI is a contributions program administered at Canadian missions abroad, which is used to advance Canadian interests and priorities in a targeted and flexible manner. It occupies a unique niche: distinct, yet complementary to other Global Affairs Canada programming (i.e., development, security, democracy, humanitarian responses). The CFLI funds small scale locally developed projects of up to \$50K, worth \$25K on average.</p> <p>In the context of this report and international development statistics, the term “channel” is used to distinguish between bilateral and multilateral assistance (see definitions for bilateral assistance and multilateral assistance).</p> <p>In this report, civil society includes:</p> <ul style="list-style-type: none"> • Canadian not-for-profit organizations that have a legal personality in Canada, including NGOs, international NGOs, volunteer cooperation agencies, cooperatives, unions and federations, faith-based organizations, professional associations, educational and policy research institutes; • regional, national, and local institutions, not-for-profit organizations and agencies from developing countries and territories that have a legal personality; or • international not-for-profit organizations that have a legal personality in the country in which their headquarters are located. <p>To be considered international, an organization must have an international membership and management, and its governing body must be elected regularly on an international basis.</p> <p>To be considered international, an organization must have an international membership and management, and its governing body must be elected regularly on an international basis.</p> <p>See Table C-1</p>
	channel	
	civil society (as opposed to government institutions or private sector institutions of the market)	
	cost of refugees	<p>Refers to costs for refugees during their first year in a donor country. It includes the estimated expenditures to bring refugees to a donor country and the costs associated with food, shelter, and training. The methodology used is consistent with the OECD-DAC directives.</p> <p>Note that only the costs covered by the federal government are considered ODA under the Official Development Assistance Accountability Act. See “About this report” at the beginning of this document.</p> <p>See definition of “ODA-eligible imputed costs.”</p>
	Counter-Terrorism Capacity Building Program	Improves the capacity of beneficiary states to prevent and respond to threats posed by terrorist activity through the provision of training, equipment, and technical and legal assistance.
	country programs (as opposed to regional programs)	Country programs are presented in Table D-1 and Table D-2, and cover a broad range of activities. These include programs carried out directly with government organizations, including direct budget support. Funds are also managed through an executing agent, or local or international NGOs or institutions, depending on program delivery, and the specific conditions and agreements reached with the recipient country.
D	developmental food assistance	<p>The term refers to the supply of edible human food under national or international programs, including transportation costs, cash payments made for food supplies, project food assistance, and food assistance for market sales, excluding emergency food assistance. See definition of “emergency food assistance.”</p> <p>An example of developmental food assistance is the World Food Programme’s School Feeding Program. School meals encourage hungry children to attend school and help them concentrate on their studies.</p>
	disaster prevention and preparedness	Refers to a specific set of humanitarian assistance activities that support disaster risk reduction (e.g. developing knowledge, natural risks cartography, legal norms for construction); early warning systems; and emergency contingency stocks and contingency planning, including preparations for forced displacement.

E	emergency food assistance	This refers to a specific set of humanitarian assistance activities, including general free distribution or special supplementary feeding programs providing short-term relief to targeted population groups affected by emergency situations. The term excludes non-emergency food security assistance programs/food assistance. See "developmental food assistance."
	encashment of notes, or cash basis (as opposed to issuance of notes)	A note encashment is a disbursement against a note that has been issued.
	expenditures	<p>The term "expenditures" refers to either:</p> <ul style="list-style-type: none"> • an amount spent (e.g. transfer payment in the form of a grant or contribution); • a capital subscription or advance to an international financial institution in the form of a note issuance; or • an estimated ODA-eligible cost (e.g. a cost for refugees in Canada).
F	Export Development Canada (EDC)	<p>Canada reports as ODA concessional credits that it grants through the Export Development Corporation under Section 23 of the Export Development Canada Act. These concessional credits, meeting approved development criteria, are not, however, considered part of the regular assistance program budget (International Assistance Envelope).</p> <p>Starting in 2012-2013, EDC reports contributions to the HIPC debt initiative. These were previously reported by Finance Canada.</p> <p>Note: The 2014-2015 Statistical Report is prepared on an expenditures basis and the loan repayments for previous ODA loans are no longer netted out of the totals. These loans are presented in Table A for information only. Annex 1 and 2 provide a detailed breakdown of Global Affairs Canada and EDC loan repayments by country.</p>
	Federation of Canadian Municipalities (FCM)	Any ODA expenditures are reported by the FCM on behalf of its members. Members of the FCM include Canada's largest cities, small urban and rural communities, and 17 major provincial and territorial municipal associations.
	Finance Canada	<p>This refers to ODA flows reported by the Department of Finance Canada, which is responsible for delivering a major portion of Canada's ODA including Official Debt Relief, that is, debt reorganisation that relieves the overall burden of debt in partner countries. Finance Canada also takes the lead in managing Canada's relationship with the World Bank Group. The funding to the World Bank's International Development Association and to the International Monetary Fund is reported to Parliament through the Main Estimates of the Department of Finance.</p> <p>Note: Department of Finance Canada no longer reports contributions to the HIPC debt initiative. These are now reported by Export Development Canada.</p>
G	fiscal year	This report is prepared on the fiscal-year basis adopted by the Government of Canada. The 2014-2015 fiscal year began April 1, 2014, and ended March 31, 2015.
	general budget support	This refers to a particular category defined by the OECD-DAC as unearmarked contributions to the government budget, support for the implementation of macroeconomic reforms (structural adjustment programs, poverty reduction strategies), and general program assistance (when not allocable by sector).
	Geographic Programs	This Global Affairs Canada Branch delivers the majority of Global Affairs Canada's bilateral assistance through programs for a given country (see definition for "country programs") or through regional programs (see definition of "regional programs").
H	Global Affairs Canada	Under this Department, Canada continues to advance its priorities abroad by undertaking diplomacy and programming in support of international peace and security, democracy, human rights and the rule of law. The development side of Global Affairs Canada remains dedicated to deliver tangible results for those most in need in the developing world and the Department continues to provide whole-of-government coordination in response to international crises and natural disasters.
	Global Issues and Development	<p>This Global Affairs Canada Branch, formerly known as Multilateral and Global Programs Branch, manages the development aspects of Canada's relations with multilateral organizations, provides financial support for these organizations, and helps determine their policies and programs throughout the world.</p> <p>Global Issues and Development delivers bilateral and multilateral assistance. See related definitions of "bilateral assistance" and "multilateral assistance."</p>
	Global Partnership Program	It is the main mechanism through which Canada supports international efforts through concrete projects to prevent the proliferation of weapons and materials of mass destruction (WMD) and their potential use by terrorists.
I	Global Peace and Security Program	Responds to increasing international demand for Canadian support and involvement in complex crises, including conflicts and natural disasters, and to coordinate whole-of-government engagements in fragile and conflict-affected states. The program also integrates policy, operations, coordination and programming in order to provide agile, timely and responsive programming to further advance the government's priorities in the important area of peace and security.
	Health Canada	This refers to assistance expenditures incurred by the Department of Health Canada in support of the Pan-American Health Organization. Through PAHO, Canada advances multilateral and bilateral relations in health, and provides technical cooperation and capacity building (see Table A).
	imputed foreign student costs	This refers to the cost of educating foreign students from ODA-eligible countries in Canada. It excludes tuition fees paid by foreign students or their sponsors. See definition of "ODA-eligible imputed costs."
I	international assistance	<p>Canada's international assistance is composed of any financial resource provided by Canadian governments (federal, provincial, or municipal) in favour of development assistance. It is important to note that not all international assistance is considered official development assistance (ODA).</p> <p>See section "Understanding this report" for more information.</p>
	International Assistance Envelope (IAE)	The International Assistance Envelope (IAE) is a dedicated pool of resources that enables the Government of Canada to deploy its international assistance nimbly and responsively. The envelope is used to fund the majority of Canada's ODAAA-related activities, and other specific activities that do not meet the definition of ODA such as select peace and security efforts and non-concessional loans for international climate change initiatives.

L	International Business Development and Innovation	This Global Affairs Canada Branch supports private sector engagement and the management and administration of a number of international scholarship opportunities for Canadians and foreign students.
	International Development Association (IDA)	<p>The IDA is the part of the World Bank that helps the world's poorest countries. The IDA is funded largely by contributions from the governments of its developed member countries. The IDA lends money (known as credits) on concessional terms. This means that IDA credits have no interest charge, and repayments are stretched out over 35–40 years, including a 10-year grace period. The IDA also provides grants to countries at risk of debt distress.</p> <p>Canadian funding to IDA is managed by the Department of Finance Canada, and is represented in the form of note encashments.</p>
	International Development Research Centre (IDRC)	Refers to ODA spent by IDRC, a Canadian Crown corporation funded through the IAE, that invests in knowledge, innovation, and solutions to improve lives and livelihoods in the developing world.
	international financial institution (IFI)	IFIs are financial institutions that have been established (or chartered) by more than one country, and are therefore subject to international law. Their owners or shareholders are generally national governments, although other international institutions and other organizations occasionally figure as shareholders. The most prominent IFIs are creations of multiple nations, although some bilateral financial institutions (created by two countries) exist and are technically IFIs. Many of these are multilateral development banks. The best-known IFIs are the World Bank, the IMF, and regional development banks.
	international humanitarian assistance (IHA)	<p>IHA is defined as assistance designed to save lives, alleviate suffering, and maintain and protect human dignity during emergencies and in their aftermath. Humanitarian assistance is delivered in a manner that is consistent with the principles of humanity, impartiality, neutrality, and independence.</p> <p>Humanitarian assistance includes:</p> <ul style="list-style-type: none"> • disaster prevention and preparedness; • the provision of shelter, food, water, sanitation, and health services, and other items of assistance for the benefit of the affected people, and to facilitate the return to normal lives and livelihoods; measures to promote and protect the safety, welfare, and dignity of civilians and those no longer taking part in hostilities; and rehabilitation, reconstruction, and transition assistance while the emergency situation persists.
M	International Humanitarian Assistance Bureau	<p>This Global Affairs Canada Bureau responds to funding requests from multilateral humanitarian organizations such as the United Nations World Food Programme, UNICEF and other experienced humanitarian partners, including the Red Cross Movement and NGOs, except in West Bank/Gaza where the country program also provides humanitarian assistance.</p> <p>Please refer to table B2 for a detailed summary of Canada's international humanitarian assistance.</p>
	International Scholarship Program	Attracts international students and researchers to Canada by offering scholarships to Canadian and foreign students and by promoting government funded awards.
	International Security and Crisis Response	This branch is responsible for coordinating Canadian peace and security objectives within Global Affairs Canada.
	Investment Cooperation Program	The objective of this program is to support responsible, developmentally beneficial, private sector engagement in developing countries leading to sustained economic growth and poverty reduction.
	Loan repayments	<p>In this report, loan repayments are the repayments to Canada of development-related loans by developing countries, whether the loans were issued by Global Affairs Canada or other departments. A detailed breakdown by country/organization is available in Appendices 1 and 2.</p> <p>bilateral loans – Refers to repayments of loans granted by Global Affairs Canada to developing countries prior to 1986.</p> <p>multilateral loans – Refers to repayments of loans granted by Global Affairs Canada to the Andean Development Corporation, the African Development Bank and Inter-American Development Bank.</p>
	Long-term institutional support	<p>Long-term institutional support, also known as core funding, is the business delivery model that allows the government of Canada to provide financial support to entities (organizations, institutions, or recipient countries) whose actions achieve development results that reflect Canadian government goals and objectives.</p> <p>In the Statistical Report on International Assistance, in accordance with international standards, long-term institutional support to multilateral organizations is counted as multilateral assistance, while long-term institutional support to NGOs is counted as bilateral assistance. In addition, long-term Institutional support to Multilateral Institutions includes ODA portion of assessed contributions. See definition of "assessed contributions."</p>
	material relief assistance and services	<p>In Table B-2, this refers to a specific set of humanitarian assistance activities:</p> <ul style="list-style-type: none"> • the provision of shelter, water, sanitation, and health services; supply of medicines; and other non-food relief items; and • assistance to refugees and internally displaced people in developing countries other than for food or protection.
	multilateral assistance (as opposed to bilateral assistance, also known as long-term institutional support to multilateral organizations)	<p>Multilateral assistance is funding provided to a multilateral institution that:</p> <ul style="list-style-type: none"> • conducts all or part of its activities in favour of development; • is an international agency, institution, or organization whose members are governments, or a fund managed autonomously by such an agency; and • pools contributions so that they become an integral part of the financial assets. <p>In this report, the term "multilateral assistance" includes both ODA and non-ODA elements.</p> <p>In an effort to estimate/impute the portion of assistance going through those organizations to developing countries, the OECD has developed a series of coefficients based on flow of resources (on a calendar-year basis) disbursed by the organizations in the developing countries. This set of coefficients is used, in part, to estimate the disbursements shown in Table D-3.</p> <p>It is important to note that any methodology for imputing multilateral flows will always be an approximation. Multilateral flows in a given year are not exactly imputable to donors' contributions in that year, no matter what methodology is used. Among the reasons for this are:</p>

General approximations and timing. The estimated country and sector amounts are counted when the government makes the payment to the organization and based on the totality of the programme, rather than when the payment is used by the ultimate recipient. Donors' contributions to multilateral institutions are reportable in the year they are paid. Many trust funds aim to catalyze additional funding from other investors and donors. Such funds typically need to reach a certain funding threshold before disbursements begin, sometime after Canada's contribution.

Limits of data on multilateral outflows. While a number of multilateral agencies report to the OECD on the use of their funding (by country, by sector, etc.) some do not. Therefore, the country and sector breakdowns of those organisations are estimated using others sources, such as annual reports.

Grants to lending institutions. Some institutions lend rather than grant funds. Their lending in any one year may be much greater than donors' contributions, since it also draws on refloes of principal, interest receipts, and transfers of funds within the institution.

multilateral organizations

The OECD-DAC defines multilateral organizations as international institutions with governmental membership that conduct all, or a significant part, of their activities in favour of development and assistance recipient countries. They include multilateral development banks (e.g. the World Bank and regional development banks), United Nations agencies, international public-private partnerships (PPPs), and regional groupings (e.g. certain European Union and Arab agencies).

Global Affairs Canada; Health Canada; Public Health Agency of Canada; Environment and Climate Change Canada; Innovation, Science and Economic Development Canada; and the Canada Post Corporation made contributions toward regular budgets of certain multilateral organizations (also called long-term institutional support or core funding). These contributions can be considered as ODA either in whole or in part. The percentage value for each organization is provided by the OECD-DAC. See Table C-2

N

National Defence (DND)

This refers to ODA-eligible contributions on behalf of the National Defence and Canadian Armed Forces, such as the provision of humanitarian relief supplies. Military type interventions (for example, bilateral peacekeeping missions) and other activities that are not development focused are not included in this report.

O

ODA-eligible imputed costs

This describes a cost category that is eligible for ODA status under the OECD-DAC guidelines, but with no actual expenditure data readily available. Instead, an estimate is produced based on a statistical model and/or professional judgement. This includes the cost of refugees (first year), imputed foreign student costs, services provided without charge by other government departments and imputed interest on advance payments, for which definitions can be found in this glossary. The new Policy on Transfer Payments no longer requires departments to report the imputed interest costs on advance payments and therefore these costs no longer appear in the Statistical Report.

Office of Religious Freedom

The Religious Freedom Fund supports religious communities that are facing intolerance or persecution in their country outside Canada through projects in four areas: education on freedom of religion and pluralism, research and monitoring, interreligious dialogue, and legal and legislative support.

official bilateral debt relief

Official bilateral debt relief refers to debt-service relief negotiated through multilateral forums such as the Paris Club. The transfer of funds, administered by the Department of Finance Canada, is considered ODA-eligible. Starting in 2012-2013, EDC reports contributions to the HIPC debt initiative. These were previously reported by Finance Canada.

official development assistance (ODA)

In Canada, "official development assistance" may refer to:

1. the international definition created by the Development Assistance Committee of the Organisation for Economic Co-operation and Development (OECD-DAC); or
2. the definition established in the Official Development Assistance Accountability Act (ODAAA).

Unless otherwise specified, "official development assistance," as used in this statistical report, refers to the definition in the ODAAA. ODA represents the vast majority of Canada's international assistance. For more information, look in the section "Understanding this report" at the beginning of this document.

Operations and management (see also administrative costs)

In this report this term represents the operations and management costs directly incurred by the donor agency to cover the day-to-day costs of extending international assistance. See also "administrative costs".

other official assistance (also known as non-ODA)

This refers to activities that do not meet the conditions for eligibility as Official Development Assistance because they are not primarily aimed at development (e.g. counter-terrorism capacity building, military observers). On the other hand, incremental costs incurred for the use of the donor's military equipment to deliver humanitarian assistance or perform development services are ODA-eligible (for example, emergency assistance by the Disaster Assistance Response Team). Activities outside the IAE that are not ODA eligible are considered out-of-scope of this report and hence not reported (e.g., military-related training, supply of military equipment and services to peacekeeping missions, and the forgiveness of debts incurred for military purposes).

P

Partnerships for Development Innovation

This Global Affairs Canada Branch provides opportunities for Canadians to engage in international development and contributes to initiatives designed and delivered predominantly by Canadian civil society organizations, private sector, colleges, universities, research entities, provincial and regional councils and foundations. The Branch facilitates knowledge exchange across the department, with civil society and international partners to advance innovative approaches to international development.

Payables at Year-End

The recording against the current fiscal year of liabilities incurred but which have not been paid by the end of the accounting period.

program assistance

This term refers to international assistance spending by Global Affairs Canada's assistance programs, excluding operations and management costs, and changes in the value of investments in IFIs.

provincial governments

This refers to international assistance programs of the provinces of Quebec, Manitoba, Alberta and Saskatchewan. For example, the Government of Quebec provides long-term institutional support to certain multilateral institutions such as the Organisation internationale de la Francophonie (OIF), and undertakes bilateral projects in a number of countries. The Official Development Assistance Accountability Act does not apply to these programs.

Public Health Agency of Canada

This refers to assistance expenditures incurred by the Public Health Agency of Canada in support of the Pan-American Health Organization (see Table A).

R	regional development banks	These are International Financial Institutions (IFIs) that are owned and operated by member nations. They are designed to extend development loans and provide other assistance to member nations. The world's five regional development banks are the African Development Bank Group, Asian Development Bank, European Bank for Reconstruction and Development, Caribbean Development Bank, and Inter-American Development Bank.
	regional programs	Refers to regional programs managed by Global Affairs Canada's Geographic Programs Bureau (see definition) that address the regional issues countries face together. In Table D-1 and Table D-2, these programs are reported separately from country programs. See definition of "country programs."
S	Royal Canadian Mounted Police (RCMP)	This refers to ODA disbursements made by the RCMP for bilateral programs aimed at post-conflict peacebuilding and security system management and reform.
	sector codes (Table B-1)	<p>Sector codes are used to describe the purpose of assistance. The list of sectors is compiled by the OECD-DAC. From time to time, modifications are made with the approval of donor countries. The OECD-DAC sector classification contains the following broad categories:</p> <ul style="list-style-type: none"> • social infrastructure and services – covering the sectors of education, health, population, water, government, and civil society; • economic infrastructure and services – covering transport, communications, energy, banking and finance, and business services; • production – covering agriculture, forestry, fishing, industry, mining, construction, trade, and tourism; and • multi-sector – covering, for example, general environmental protection; other multi-sector assistance, including urban and rural development; and non-sector allocable assistance for contributions not susceptible to allocation by sector, such as general budget support, actions relating to debt, humanitarian assistance, and internal transactions in the donor country. <p>The sector of destination of a contribution provides the specific area of the recipient's economic or social structure the transfer is intended to foster. The sector classification does not refer to the type of goods or services provided.</p> <p>Due to differences in timing and methodology, the figures reported in Table B-1 will vary significantly from those reported in "Table 5: Official Bilateral Commitments by Sector of Destination" of the OECD-DAC's questionnaire on ODA.</p> <p>There are three main reasons for these discrepancies:</p> <ul style="list-style-type: none"> • fiscal year vs. calendar year – The Statistical Report on Official Development Assistance is based on the Government of Canada's fiscal year; however, the DAC questionnaire is based on the calendar year. • commitments vs. disbursements – The DAC's Table 5 is prepared on a commitment basis rather than when funds are actually disbursed. • proportionate coding – Global Affairs Canada's systems permit coding many sectors against any given contribution; however, the OECD's reporting allows only for a single purpose code for each assistance project/program.
	services provided without charge by other departments	This refers to costs incurred by other departments for accommodation, legal, and cheque-issuing services rendered to Global Affairs Canada. See definition of ODA-eligible imputed costs.
	Services rendered abroad	Refer to the common services provided to Global Affairs Canada personnel, both Canada-based and locally-engaged, at Canada's diplomatic and consular missions abroad. These funds help to facilitate the presence of development officers in the field and support international assistance project implementation.
U	Strategic Communications Bureau	Amounts related to this bureau of Global Affairs Canada represent assistance program expenditures to promote development. The program supports the efforts of Canadians through mass media and educational initiatives.
	Strategic Policy and Summits	This Global Affairs Canada Branch, formerly known as Strategic Policy and Performance Branch, represents ODA-eligible international assistance expenditures made by Global Affairs Canada for representing Canada at international forums on development and ensuring that international commitments are reflected in Canadian development policies.
	Unallocable or non-allocable assistance (as opposed to allocable assistance)	When assistance disbursements cannot be assigned by country or sector, (e.g. costs of refugees in Canada) the disbursement is referred to as unallocable or non-allocable.