



West Nile Virus and Other Mosquito-borne Disease Report

July 1 – July 7, 2018 (Report Week 27)

West Nile Virus

Canada

Human

As of surveillance week 27, ending on July 7, 2018, no human cases of West Nile virus (WNV) have been reported to the Public Health Agency of Canada (PHAC).

Mosquito

To date (week 27), the PHAC has been notified of 2,746 mosquito pools tested for WNV: 149 in Saskatchewan, 496 in Manitoba, 1,797 in Ontario, and 304 in Québec. Of these, five positive mosquito pools were found: four in Manitoba (Winnipeg (1), Interlake-Eastern (3)) and one in Ontario (Windsor-Essex County).

Wild Bird

As of week 27, a total of fourteen dead wild birds have been tested for WNV by the [Canadian Wildlife Health Cooperative](#) (CWHC) and Manitoba Agriculture: one in Alberta, two in Saskatchewan, three in Manitoba, seven in Ontario, and one in Québec. Of these, three dead wild birds were positive for WNV in the Interlake-Eastern Regional Health Authority, Manitoba.

Equine

The [Canadian Food Inspection Agency](#) (CFIA) has not reported any domestic animals that have tested positive for WNV, since the start of the 2018 WNV season.

United States and U.S. territories

As of July 10, fourteen human cases of WNV have been reported to the US Centers for Disease Control and Prevention (CDC). Of these, seven (50%) were classified as neuroinvasive disease and seven (50%) as non-neuroinvasive disease. No deaths have been reported. In addition, two presumptive viremic blood donors have been identified.

(<https://www.cdc.gov/westnile/statsmaps/preliminarymapsdata2018/index.html>)

Europe and Neighboring Countries

As of July 5, eleven human cases of West Nile fever have been reported to the European Centre for Disease Prevention and Control in the following countries: Austria (1), Greece (7), Italy (1), and Serbia (2). No deaths have been reported.

([Weekly updates: 2018 West Nile fever transmission season](#))

Other Mosquito-borne Diseases

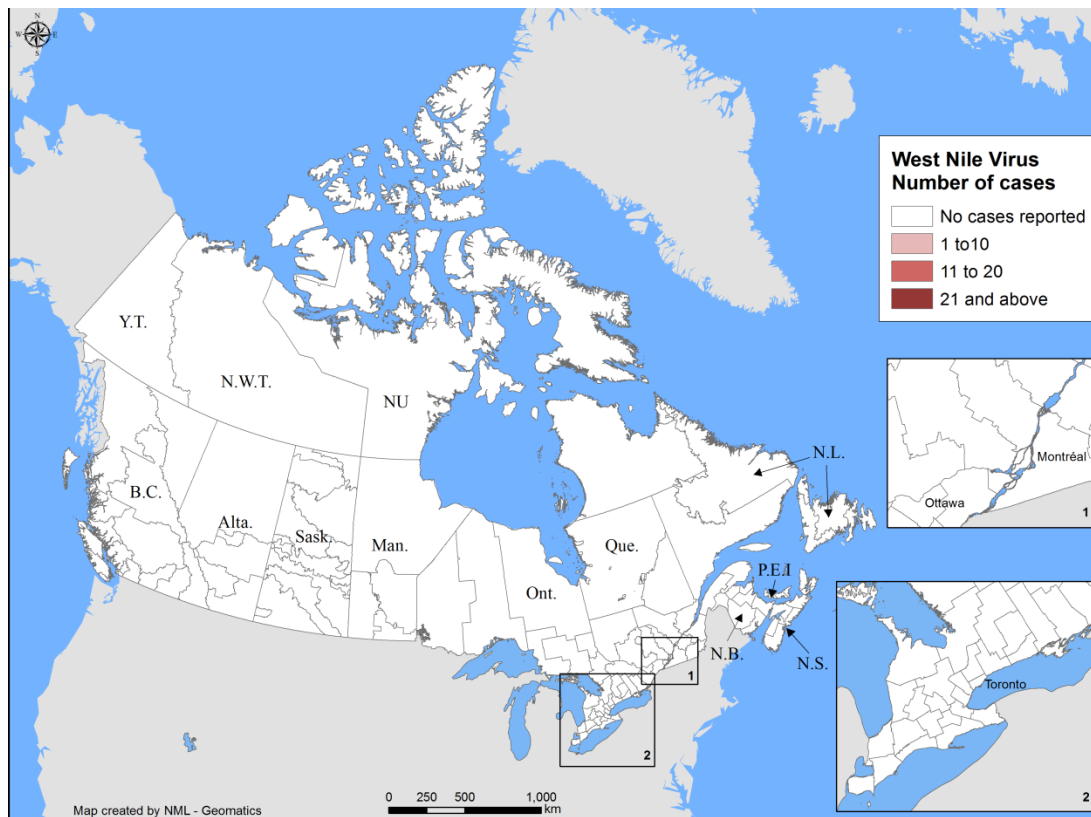
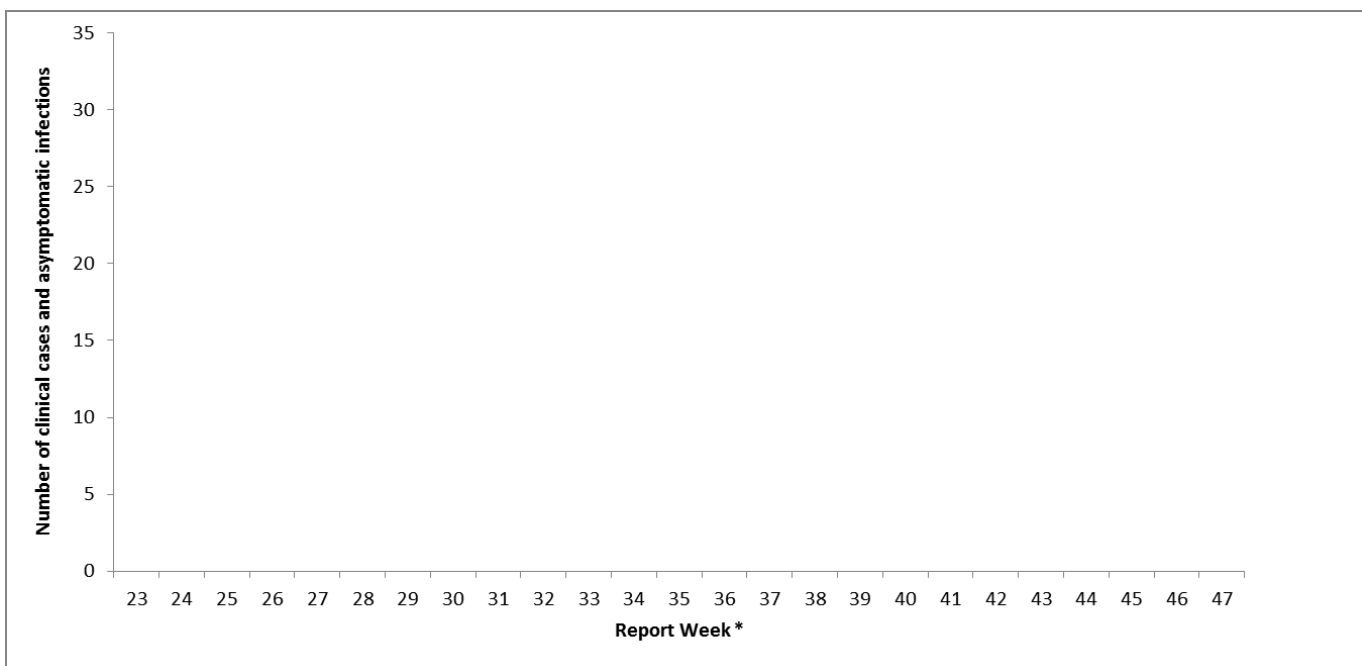
Canada

Eastern Equine Encephalitis virus

No human cases of Eastern Equine Encephalitis virus (EEEV) have been reported to the PHAC, since the start of the 2018 season.

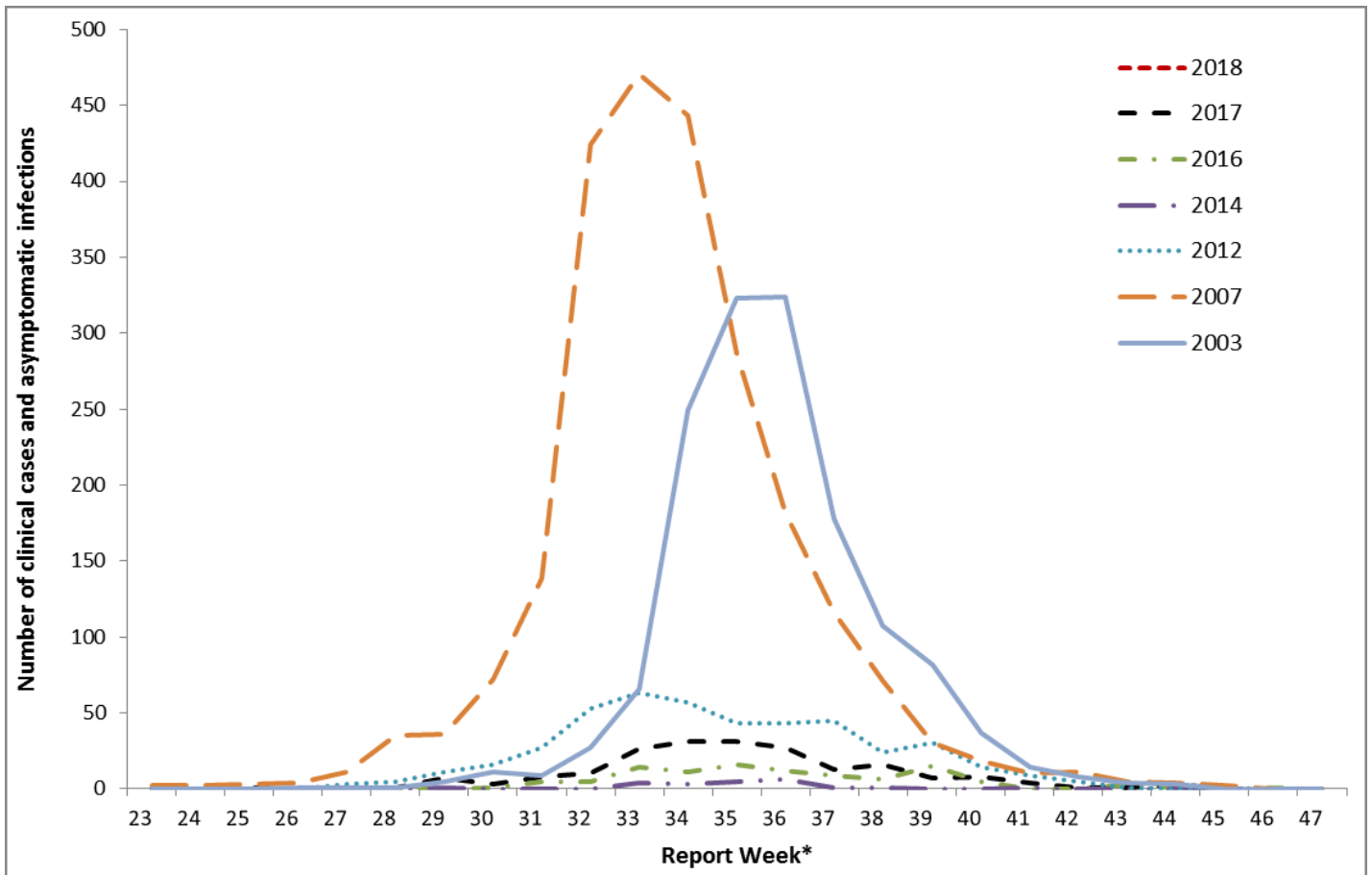
California Serogroup virus

In surveillance week 27, no human cases/exposures of California serogroup virus were diagnosed by the [National Microbiology Laboratory](#) in the PHAC.

FIGURE 1: Geographic distribution of WNV human clinical cases and asymptomatic infections in Canada, 2018**FIGURE 2: WNV human clinical cases and asymptomatic infections in Canada by report week, 2018**

* WNV clinical cases and asymptomatic infections are grouped by report week, based on episode date. Episode date could include one of the following: onset date, diagnosis date, lab sample date or reporting date.

FIGURE 3: WNV human clinical cases and asymptomatic infections for selected years by report week, in Canada



* WNV clinical cases and asymptomatic infections are grouped by report week, based on episode date. Episode date could include one of the following: onset date, diagnosis date, lab sample date or reporting date.

TABLE 1: WNV human clinical cases and asymptomatic infections in Canada by report week and year to date, 2018

Week 27: July 1 to July 7, 2018						
Province/Territory	Clinical Cases			Total clinical cases ¹	Total travel-related cases ²	Total asymptomatic infections ³
	Neurological syndrome	Non-neurological syndrome	Unclassified/Unspecified			
British Columbia	0	0	0	0	0	0
Alberta	0	0	0	0	0	0
Saskatchewan ⁴	0	-	-	-	-	-
Manitoba	0	0	0	0	0	0
Ontario	0	0	0	0	0	0
Québec	0	0	0	0	0	0
Newfoundland and Labrador	0	0	0	0	0	0
Prince Edward Island	0	0	0	0	0	0
Nova Scotia	0	0	0	0	0	0
New Brunswick	0	0	0	0	0	0
Yukon Territory	0	0	0	0	0	0
Northwest Territory	0	0	0	0	0	0
Nunavut	0	0	0	0	0	0
Total	0	0	0	0	0	0
Year to date: January 1 to July 7, 2018						
British Columbia	0	0	0	0	0	0
Alberta	0	0	0	0	0	0
Saskatchewan ⁴	0	-	-	-	-	-
Manitoba	0	0	0	0	0	0
Ontario	0	0	0	0	0	0
Québec	0	0	0	0	0	0
Newfoundland and Labrador	0	0	0	0	0	0
Prince Edward Island	0	0	0	0	0	0
Nova Scotia	0	0	0	0	0	0
New Brunswick	0	0	0	0	0	0
Yukon Territory	0	0	0	0	0	0
Northwest Territory	0	0	0	0	0	0
Nunavut	0	0	0	0	0	0
Total	0	0	0	0	0	0

¹ Total clinical cases are the sum of confirmed and probable: WNV neurological and non-neurological syndromes, along with any unclassified or unspecified cases.

² Likely related to travel outside the Province/Territory. These cases are included in either the total clinical cases or WNV asymptomatic infections.

³ Satisfies WNV diagnostic test criteria in the absence of clinical criteria. This category could include asymptomatic blood donors whose blood is screened using a nucleic acid amplification test, by blood operators (i.e. Canadian Blood Services or Hema-Quebec) and is subsequently brought to the attention of public health officials. Blood operators in Canada perform a supplementary WNV specific nucleic acid amplification test following any positive donor screen test result.

⁴ Saskatchewan provides counts of WNV neurological syndrome cases only.

TABLE 2: WNV mosquito surveillance* in Canada, as of July 7, 2018

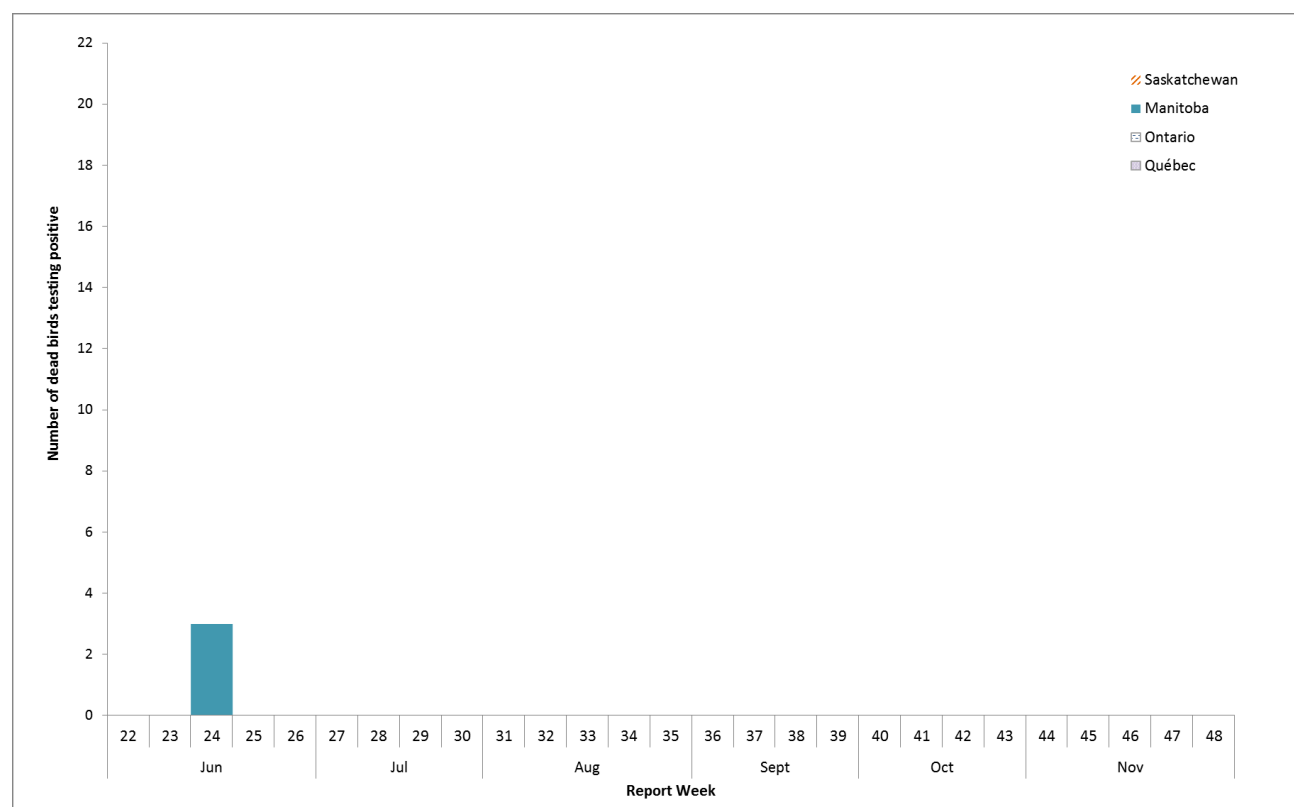
Province	Number of positive mosquito pools	Number of mosquito pools tested	Percentage of positive mosquito pools (%)
Saskatchewan	0	149	0.00
Manitoba	4	496	0.81
Ontario	1	1,797	0.06
Québec	0	304	0.00
Total	5	2,746	0.18

*Mosquito surveillance data is reported by the following four provinces: Quebec, Ontario, Manitoba, and Saskatchewan.

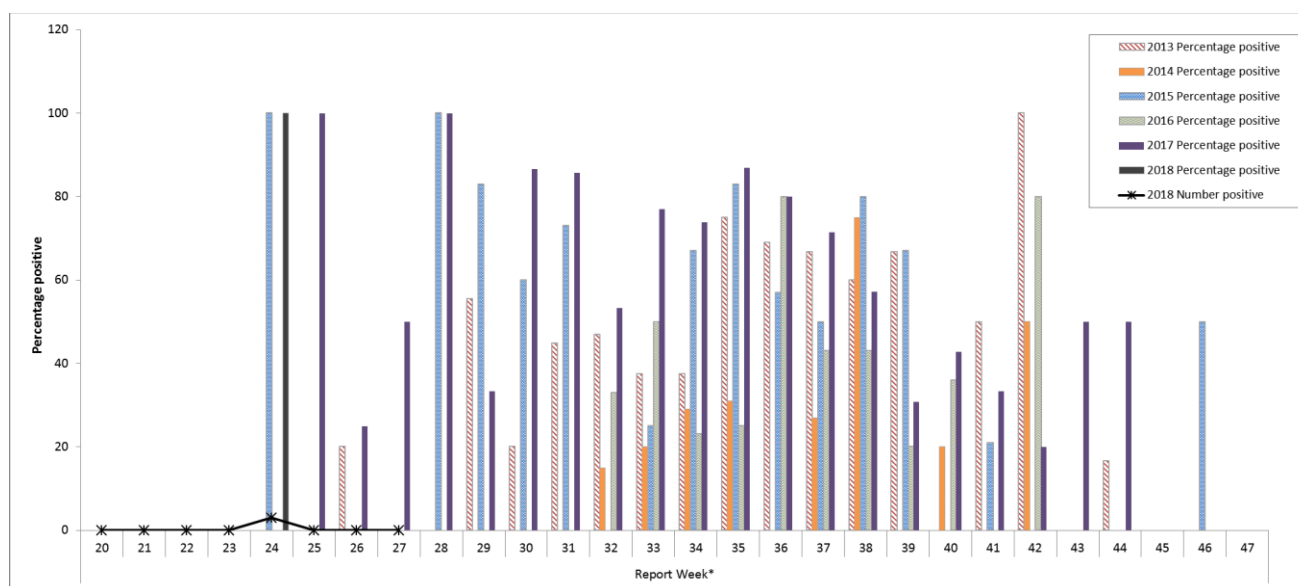
TABLE 3: Total number of WNV mosquito pools tested by report week and by province/ territory, 2018†

Province	Report Week																		Total
	23	24	25	26	27	28	29	30	31	32	33	34	35	36	37	38	39	40	
Saskatchewan	15	18	17	45	54														149
Manitoba	39	89	107	124	122														496
Ontario	-	-	-	842	955														1,797
Québec	69	77	105	53	-														304
Total	123	184	229	1,064	1,131														2,746

† Detailed West Nile Virus mosquito surveillance data can be accessed through provincial/territorial websites.

FIGURE 4: Number of WNV positive dead wild birds in Canada by report week, 2018*

* Not all provinces conduct dead wild bird surveillance as part of their respective WNV surveillance program. However, WNV positive dead wild birds may be identified through the National Wildlife Disease Surveillance Program, CWHC or some provinces.

FIGURE 5: Percentage of dead wild birds positive for WNV by report week in 2012-2018 and number of dead birds positive in Canada by report week, 2018*

* Not all provinces conduct dead wild bird surveillance as part of their respective WNV surveillance program. However, WNV positive dead wild birds may be identified through the National Wildlife Disease Surveillance Program, CWHC or some provinces.