Environment and Climate Change Canada
Environnement et Changement climatique Canada

2015

STATUS REPORT ON THE PERFORMANCE OF METAL MINES SUBJECT TO THE *METAL MINING EFFLUENT REGULATIONS* IN 2015

Canada

Library and Archives Canada Cataloguing in Publication

Status Report on the Performance of Metal Mines Subject to the *Metal Mining Effluent Regulations* in 2015.

Annual
I/MM/24
Issued also in French under title: Rapport de situation sur la performance des mines de métaux assujetties au *Règlement sur les effluents des mines de métaux* en 2015.
Available also on the Internet.
ISSN: 1914-2145
Cat. no.: En11-14E-PDF

1. Mineral industries—Waste disposal—Canada—Statistics—Periodicals.
2. Mineral industries—Environmental aspects—Canada—Statistics—Periodicals.
3. Water—Pollution—Canada—Statistics—Periodicals.
4. Effluent quality—Canada—Evaluation—Statistics—Periodicals.
I. Canada. Environment and Climate Change Canada. Mining and Processing Division.

TD428.M47R36 363.739'463

Information contained in this publication or product may be reproduced, in part or in whole, and by any means, for personal or public non-commercial purposes, without charge or further permission, unless otherwise specified.

You are asked to:

- Exercise due diligence in ensuring the accuracy of the materials reproduced;
- Indicate both the complete title of the materials reproduced, as well as the author organization; and
- Indicate that the reproduction is a copy of an official work that is published by the Government of Canada and that the reproduction has not been produced in affiliation with or with the endorsement of the Government of Canada.

Commercial reproduction and distribution is prohibited except with written permission from the Government of Canada's copyright administrator, Public Services and Procurement Canada (PSPC). For more information, please contact PSPC at 613-996-6886 or at droitdauteur.copyright@tpsgc-pwgsc.gc.ca.

Photos: © Thinkstock, 2017

© Her Majesty the Queen in Right of Canada, represented by the Minister of Environment and Climate Change, 2017

Aussi disponible en français

READERS' COMMENTS

Comments and inquiries about the content of this summary review should be addressed to:

Mining Section
Mining and Processing Division
Industrial Sectors, Chemicals and Waste Directorate
Environmental Protection Branch
Environment and Climate Change Canada
Gatineau, Quebec
Canada K1A 0H3

ERRATUM

During the final stages of the preparation of this status report, it was determined that information relating to one facility is missing from the report.

The submission of the annual report for the Rainy River Project was omitted from this status report. The operator of the Rainy River Project submitted the annual report for 2015 on June 28, 2017, which was after data was compiled for the preparation of this report. The annual report submitted for the Rainy River Project indicates that there was no deposit from the facility at any time in 2015.

REVIEW NOTICE

This summary of the performance of metal mines subject to the *Metal Mining Effluent Regulations* has been reviewed by officials of the Mining and Processing Division of Environment and Climate Change Canada, and approved for public release. Approval for release does not necessarily signify that the content reflects the views and policies of Environment and Climate Change Canada.

The data used in this summary were provided to Environment and Climate Change Canada under section 22 of the Regulations, which requires mining facilities to submit reports to Environment and Climate Change Canada. The data were compiled by staff of the Mining Section of Environment and Climate Change Canada and are presented as provided by the facilities from their submitted reports.

This summary has been compiled to inform the regulated community, other stakeholders and the interested public on the performance of mining facilities subject to the Regulations. The material has been prepared for informational purposes only. For all purposes of interpreting and applying the law, users should consult the *Metal Mining Effluent Regulations*, as registered by the Clerk of the Privy Council and published in Part II of the *Canada Gazette*.

EXECUTIVE SUMMARY

This status report presents a summary of the performance of Canadian metal mines in 2015 with respect to the prescribed limits and requirements of the *Metal Mining Effluent Regulations*. This is the 13th annual report since the publication of the Regulations. The report provides information on mining facilities subject to the Regulations, effluent data, compliance performance and water bodies designated as tailing impoundment areas.

The *Metal Mining Effluent Regulations* came into force in 2002 pursuant to the *Fisheries Act* to regulate the deposit of mine effluent and mine waste into waters frequented by fish. The Regulations set out limits for certain deleterious substances, prohibit the discharge of effluent that is acutely lethal to rainbow trout, and specify the requirements for carrying out effluent sampling, reporting and environmental effects monitoring.

In 2015, 132 metal mining facilities in Canada were subject to the Regulations. These facilities are located in all provinces and territories except Alberta and Prince Edward Island. Most facilities were located in Ontario and Quebec, which have 45 and 34 facilities respectively.

It was determined that 36 mining facilities subject to the Regulations (27%) provided incomplete effluent monitoring information, including 6 mining facilities that did not provide any effluent monitoring reports in 2015. Of the remaining 30 facilities, the majority of reporting issues were attributed to one or more missing acute lethality and radium-226 test results. The compliance statistics presented in this report were compiled on the basis of the information provided in the annual report submissions and do not include unreported data.

Overall, 99.6% of data reported in 2015 were in compliance with the prescribed monthly mean limits for metals, cyanide, total suspended solids (TSS) and the pH limits, compared to 99.5% in 2014. Most of the exceedances reported in 2015 were for TSS (59%), pH (22%) and radium-226 (10%). All of the deleterious substances and pH limits had a compliance rate of at least 99% except for TSS, which had a compliance rate of 98.0%. Of the exceedances reported, most were from facilities in the iron ore mining subsector.

Overall, 96.3% of test data reported in 2015 showed mining facilities to be in compliance with the requirement that effluent not be acutely lethal to rainbow trout. This is a slight decline from the 2014 compliance rate of 99.0%. Additionally, 92.8% of *Daphnia magna* monitoring test results reported in 2015 showed a mortality rate of less than 50%, which is also a slight decline from the 2014 rate of 96.5%.

Schedule 2 of the Regulations lists water bodies designated as tailings impoundment areas. In 2015, 4 new water bodies were added to Schedule 2 of the MMER, bringing the total number of water bodies to 23. These 23 water bodies are associated with the activities of 13 metal mining facilities.

The electronic version of this status report is available through Environment and Climate Change Canada's online publications catalogue at https://www.ec.gc.ca/Publications/default.asp?lang=En.

TABLE OF CONTENTS

READERS' COMMENTS i
REVIEW NOTICE ii
EXECUTIVE SUMMARY iii
1 INTRODUCTION 2
2 ASSESSMENT OF PERFORMANCE IN MEETING MMER REQUIREMENTS 3
2.1 Overview of Mining Facilities Subject to the Regulations 3
2.2 Compliance Assessment for Reporting Requirements 6
2.3 Compliance Assessment for Prescribed Deleterious Substances and pH 7
2.4 Assessment of Results of Rainbow Trout Acute Lethality and *Daphnia Magna* Monitoring Tests 12
3 WATER BODIES DESIGNATED AS TAILINGS IMPOUNDMENT AREAS 14
REFERENCES 16
LIST OF ACRONYMS AND ABBREVIATIONS 17

LIST OF APPENDICES

APPENDIX A: MINING FACILITIES WITH NEW REGULATORY STATUS IN 2015 18
APPENDIX B: MINING FACILITIES SUBJECT TO THE *METAL MINING EFFLUENT REGULATIONS* IN 2015 19
APPENDIX C: PERFORMANCE SUMMARY OF MINE EFFLUENTS IN 2015 25
APPENDIX D: EFFLUENT QUALITY DATA FOR MINING FACILITIES IN 2015 46

LIST OF TABLES

TABLE 1: DISTRIBUTION OF MINING FACILITIES AND FINAL DISCHARGE POINTS IN 2015, BY JURISDICTION 4
TABLE 2: DISTRIBUTION OF FINAL DISCHARGE POINTS IN 2015, PER MINING FACILITY 4
TABLE 3: TOTAL NUMBER OF EXCEEDANCES FOR DELETERIOUS SUBSTANCES AND PH FROM 2003 TO 2015 7
TABLE 4: COMPLIANCE SUMMARY FOR PRESCRIBED DELETERIOUS SUBSTANCES AND PH IN 2015 8
TABLE 5: SUMMARY OF EXCEEDANCES TO PRESCRIBED LIMITS IN 2015 8
TABLE 6: DISTRIBUTION OF EXCEEDANCES IN 2015, BY JURISDICTION 10
TABLE 7: DISTRIBUTION OF EXCEEDANCES IN 2015, BY METAL MINING SUBSECTOR. 11
TABLE 8: PERFORMANCE SUMMARY: RAINBOW TROUT ACUTE LETHALITY AND *DAPHNIA MAGNA* MONITORING TESTS IN 2015, BY JURISDICTION 12
TABLE 9: PERFORMANCE SUMMARY: RAINBOW TROUT ACUTE LETHALITY AND *DAPHNIA MAGNA* MONITORING TESTS IN 2015, BY METAL MINING SUBSECTOR 13
TABLE 10: WATER BODIES LISTED ON SCHEDULE 2 OF THE MMER 15

LIST OF FIGURES

FIGURE 1: NUMBER OF FACILITIES SUBJECT TO THE MMER AND FDPS FROM 2003 TO 2015 3
FIGURE 2: LOCATION OF ALL MINING FACILITIES SUBJECT TO THE *METAL MINING EFFLUENT REGULATIONS* IN 2015 4
FIGURE 3: MINING FACILITIES PER SUBSECTOR IN 2015 5
FIGURE 4: TOTAL NUMBER OF EXCEEDANCES FOR DELETERIOUS SUBSTANCES AND PH, AND FACILITIES FROM 2003 TO 2015 7
FIGURE 5: DISTRIBUTION OF MINING FACILITIES FOR WHICH EXCEEDANCES WERE REPORTED IN 2015, BY JURISDICTION 9
FIGURE 6: DISTRIBUTION OF EXCEEDANCES IN 2015, BY JURISDICTION 10
FIGURE 7: TOTAL NUMBER OF TESTS ABOVE 50% MORTALITY RATE FOR RAINBOW TROUT ACUTE LETHALITY AND *DAPHNIA MAGNA* MONITORING TESTS FROM 2003 TO 2015 13
FIGURE 8: FACILITIES WITH WATER BODIES LISTED ON SCHEDULE 2 OF THE MMER (AS OF DECEMBER 31, 2015). 14

1 INTRODUCTION

The *Metal Mining Effluent Regulations* (MMER), enacted in 2002, were developed under subsections 34(2), 36(5) and 38(9) of the *Fisheries Act* to regulate the deposit of mine effluent and mine waste into waters frequented by fish. The Regulations were first published on June 6, 2002, and came into force on December 6, 2002. Metal mining facilities are authorized under sections 4 and 5 of the Regulations and according to prescribed conditions, to discharge mine effluent containing specified deleterious substances into waters frequented by fish and to deposit mine waste into water bodies listed in Schedule 2 of the Regulations. The Regulations are administered by Environment and Climate Change Canada and apply to both new and existing metal mining facilities that have deposited more than 50 m^3 of effluent per day at any time since the Regulations came into force.

Mining facilities are required to manage all their effluent and to only discharge effluent through an authorized final discharge point (FDP). All effluent must meet the concentration-based limits for the eight substances listed in Schedule 4 of the Regulations; the minimum and maximum allowable pH, and must not be acutely lethal to rainbow trout as specified in subsection 4(1) of the Regulations. The Regulations also specify effluent testing, reporting and environmental effects monitoring requirements for facilities. The full text of the Regulations outlining all the requirements is published in Part II of the *Canada Gazette* and is available online at: http://laws-lois.justice.gc.ca/eng/regulations/SOR-2002-222/index.html.

This report is a summary of the performance of mining facilities in meeting the monthly mean limits of Schedule 4, the pH limits and the acute lethality testing requirements of the MMER. The performance summary is presented in Section 2 of this status report, Section 2 also summarizes the compliance of mining facilities with the reporting requirements needed to complete the performance analysis of this report. In addition, the mining facilities that are associated with water bodies on Schedule 2 of the MMER are presented in Section 3. Supplementary information on individual facilities is provided in the appendices.

This report was developed on the basis of the data provided by the owners and operators of mining facilities. Sections 21 and 22 of the Regulations require facilities to submit annual and quarterly reports of the effluent sampling results required under the Regulations. Each mining facility subject to the MMER is required to provide these reports until the facility becomes a recognized closed mine as per Part 4 of the Regulations. Annual reports provided by the mining facilities are due by March 31 of the following year and include the following information for each final discharge point:

- monthly mean concentrations for deleterious substances including metals, cyanide and total suspended solids;
- monthly pH range;
- monthly effluent volume; and
- summary results of rainbow trout acute lethality tests and *Daphnia magna* monitoring tests.

The information from the 2015 annual reports was compiled by the Mining Section of Environment and Climate Change Canada and was used to calculate the compliance statistics presented in Section 2 of this status report. The data contained in this status report are presented as submitted by the owners or operators of the mining facilities in their annual reports. In some cases, quarterly reports were used to correct or complete missing information that had not been properly reported by the owner or operator of a mining facility in their annual report. The compliance statistics in this status report do not include data that were missing from both the annual and quarterly reports. An annual summary of the compliance data for each final discharge point is included in Appendix D.

The MMER are enforced by Environment and Climate Change Canada in accordance with the provisions of the Compliance and Enforcement Policy for the Habitat Protection and Pollution Prevention Provisions of the *Fisheries Act* (Environment Canada 2001c). Enforcement personnel administer the provisions of the *Fisheries Act* and accompanying regulations with an emphasis on preventing harm to fish, fish habitat or human use of fish caused by physical alteration or pollution of waters frequented by fish. The policy sets out a range of possible responses to offences that can be used by enforcement inspectors, including warnings, inspector's directions, ministerial orders, injunctions, prosecution and civil suits by the Crown for the recovery of costs. If an inspector confirms that an infraction has been committed, the inspector will select the appropriate response based on the following criteria: nature of the offence, effectiveness in achieving the desired result with the offender, and consistency.

2 ASSESSMENT OF PERFORMANCE IN MEETING MMER REQUIREMENTS

2.1 OVERVIEW OF MINING FACILITIES SUBJECT TO THE REGULATIONS

In 2015, 132 metal mining facilities in Canada were subject to the Regulations[1], compared to 126 in 2014 and 73 in 2003 (the first full year of reporting). Five new facilities became subject to the Regulations and no facility became a recognized closed mine (see Appendix A for a list of facilities with new regulatory status in 2015). It should be noted that in the previous annual reports, the Porcupine Gold Mines in Ontario were presented as one facility, however, they are divided into four distinct sites that will now be analyzed separately, resulting in 3 additional facilities this year. In 2015, the facilities subject to the Regulations reported having 235 final discharge points (FDPs), compared with 228 in 2014 and 119 in 2003. As illustrated in Figure 1, there has been a 45% increase of mining facilities subject to the Regulations since 2003.

Metal mining facilities subject to the Regulations are located in all provinces and territories except for Alberta and Prince Edward Island. Most facilities were located in Ontario and Quebec, which have 45 and 34 facilities respectively. A complete list of the facilities subject to the Regulations is provided in Appendix B, and a map illustrating their location is presented in Figure 2. The distribution of mining facilities and final discharge points per jurisdiction is shown in Table 1. The number of FDPs per facility ranged from 1 to 11, as detailed in Table 2. Of the mining facilities having reported under the MMER, 73 FDPs had discharge in 12 months of the year, 104 FDPs had discharge in 1 to 11 months of the year, and 58 FDPs had no discharge in 2015.

FIGURE 1: Number of Facilities Subject to the MMER and FDPs from 2003 to 2015

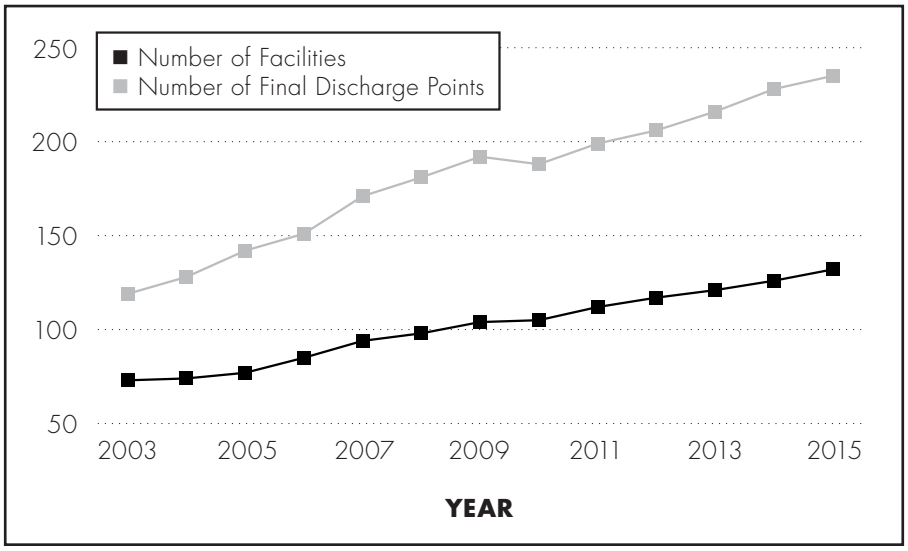

[1] For the purpose of this report, the number of mining facilities subject to the MMER refers to the facilities subject to the effluent monitoring conditions set out in Division 2 of the MMER and excludes any facility that obtained a recognized closed mine status in accordance with Part 4 of the MMER.

FIGURE 2: Location of All Mining Facilities Subject to the *Metal Mining Effluent Regulations* in 2015

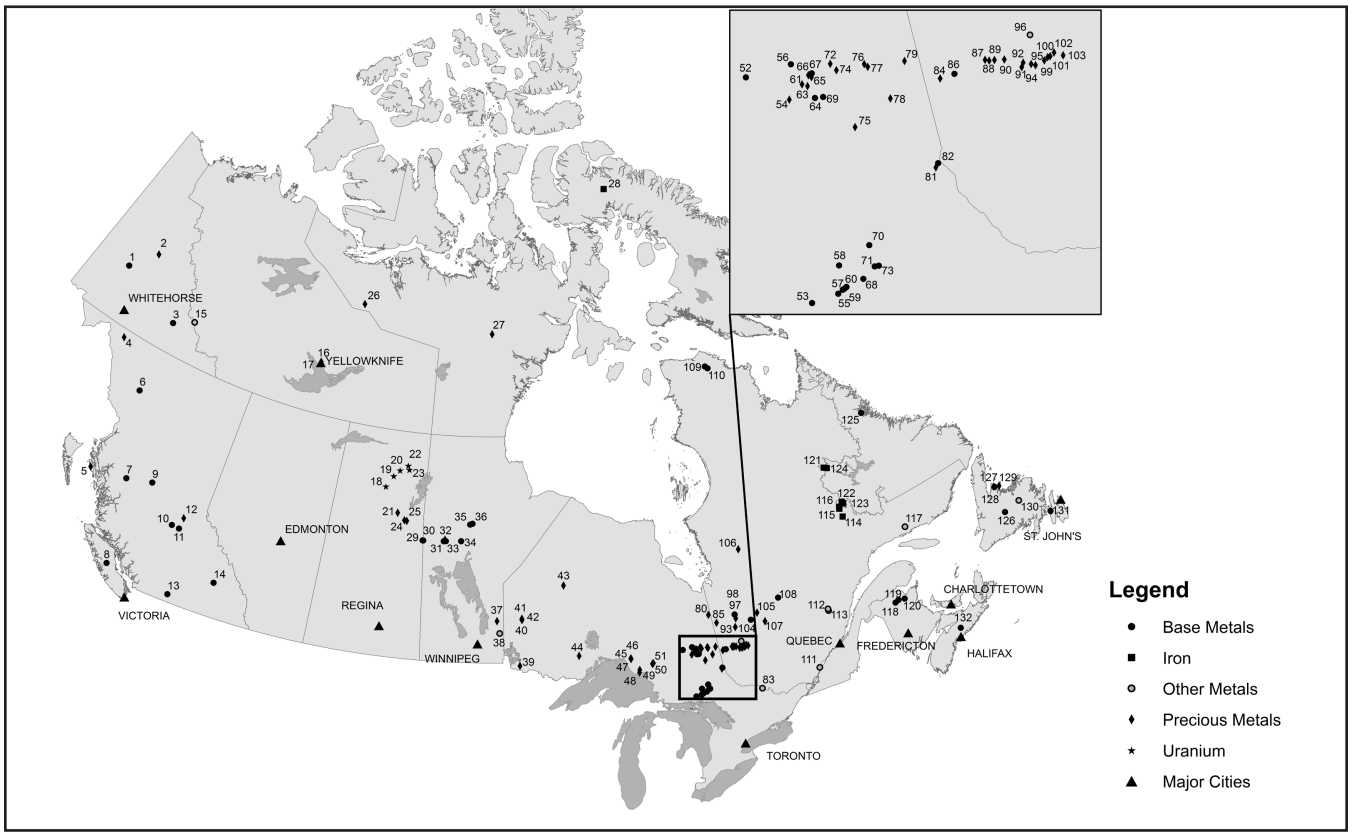

Note: The numbers used to identify the facilities in Figure 2 correspond to column 1 of the table presented in Appendix B.

TABLE 1: DISTRIBUTION OF MINING FACILITIES AND FINAL DISCHARGE POINTS IN 2015, BY JURISDICTION

Jurisdiction	Number of Mining Facilities	Number of Final Discharge Points
British Columbia	11	31
Yukon	3	3
Saskatchewan	8	18
Manitoba	10	13
Northwest Territories	3	6
Nunavut	3	5
Ontario	45	67
Quebec	34	58
New Brunswick	3	3
Newfoundland and Labrador	11	30
Nova Scotia	1	1
Total	**132**	**235**

TABLE 2: DISTRIBUTION OF FINAL DISCHARGE POINTS IN 2015, PER MINING FACILITY

Number of Final Discharge Points	Number of Mining Facilities
1	90
2	17
3	11
4	6
5	2
6	2
7	3
11	1

As illustrated in Figure 3, there are 63 (47.7% of the 132 mining facilities subject to the MMER) precious metal mining facilities[2], 47 (35.6%) base metal mining facilities[3], 9 (6.8%) other metal mining facilities[4], 8 (6.1%) iron ore mining facilities, and 5 (3.8%) uranium mining facilities. Mining facilities that produce more than one metal are assigned the mining subsector of the metal whose production represents the highest monetary value for the facility.

FIGURE 3: Mining Facilities per Subsector in 2015

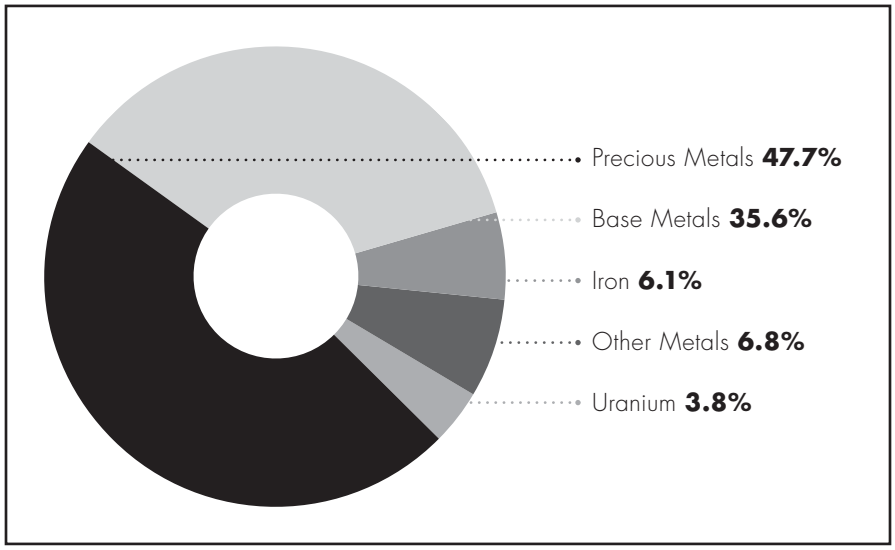

[2] For the purpose of this report, the precious metals subsector includes gold, palladium, platinum and silver.
[3] The base metals subsector includes copper, lead, molybdenum, nickel and zinc.
[4] The other metals subsector includes metals such as antimony, cadmium, cesium, calcium, cobalt, indium, lithium, magnesium, niobium, rubidium, selenium, strontium, tantalum, tellurium, titanium and tungsten.

2.2 COMPLIANCE ASSESSMENT FOR REPORTING REQUIREMENTS

Environment and Climate Change Canada staff reviewed the data included in the annual reports provided by the owners or operators of mining facilities and evaluated compliance with key reporting requirements of the MMER. The following types of missing information were identified and described in the comment section of Appendix D for each FDP:

- no annual report was submitted;
- one or more quarterly reports were not submitted;
- no test results were provided for one or more deleterious substances for one or more months;
- no pH results were provided for one or more months;
- no rainbow trout or *Daphnia magna* acute lethality test results were provided for one or more months; and
- no effluent volume was provided for one or more months.

This missing information was tallied and used to determine that 36 mining facilities (27% of the overall 132 facilities subject to the MMER) provided incomplete effluent monitoring information for 46 different FDPs. The majority of reporting issues were attributed to missing acute lethality and radium-226 test results.

Of the 36 mining facilities missing some information, the following 6 provided no effluent monitoring reports in 2015 (i.e., no annual and quarterly reports) and were not included in the calculation of compliance statistics:

- Edwards Mine, Strike Minerals Inc.;
- Haley Plant, Timminco Limited;
- Rainy River Project, New Gold Inc.;
- Restigouche Mine, Blue Note Mining Inc./Province of New Brunswick;
- Victoria Advanced Mine Exploration Project, KGHM International; and
- Yukon Refinery, Yukon (36569) Inc.

The Rainy River Project and Victoria Advanced Mine Exploration Project became subject to the MMER for the first time in September 2015 and March 2015, respectively, but the other four facilities were subject to the MMER in previous years and have not been identified as recognized closed mines according to Part 4 of the Regulations. As part of the quality review of the data presented in this report, missing annual and quarterly reports were verified with Enforcement Branch personnel.

2.3 COMPLIANCE ASSESSMENT FOR PRESCRIBED DELETERIOUS SUBSTANCES AND PH

Overall, 99.6%[5] of data reported in 2015 were in compliance with the prescribed monthly mean limits[6] for metals, cyanide, total suspended solids (TSS), and the pH limits[7], compared to 99.5% in 2014. In 2015, most of the exceedances reported were TSS (59%), pH (22%) and radium-226 (10%). As for 2014, most of the exceedances reported were for TSS (48%), pH (18%) and nickel (12%).

From 2003 to 2015, there has been a 54% decrease in the total number of exceedances with the prescribed monthly mean limits for metals, cyanide, total suspended solids and the pH limits despite the number of facilities having increased, as shown in Figure 4.

This overall decrease in exceedances is mostly the result of a reduction in the number of exceedances for TSS, which have decreased considerably from 80 in 2003 to 29 in 2015 as shown in Table 3.

FIGURE 4: Total Number of Exceedances for Deleterious Substances and pH, and Facilities from 2003 to 2015

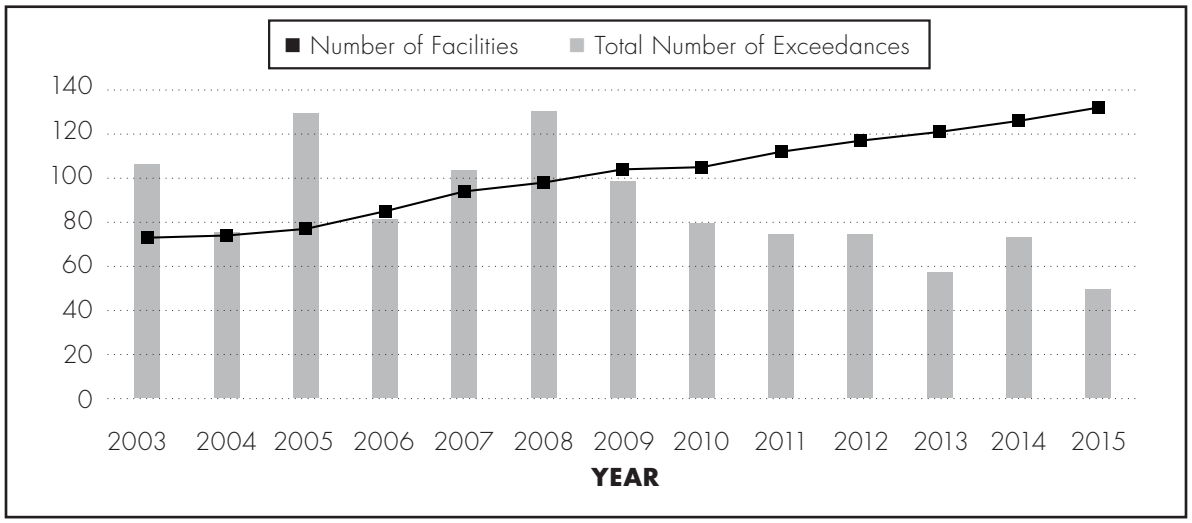

TABLE 3: TOTAL NUMBER OF EXCEEDANCES FOR DELETERIOUS SUBSTANCES AND PH FROM 2003 TO 2015

Substance/Parameter	Number of Exceedances Each Year												
	2003	2004	2005	2006	2007	2008	2009	2010	2011	2012	2013	2014	2015
Arsenic	2	3	5	2	2	2	0	1	2	2	3	1	0
Copper	2	4	3	0	1	4	6	1	1	3	4	4	1
Cyanide	0	0	0	0	0	3	0	0	1	5	3	1	1
Lead	1	0	0	0	0	0	0	0	0	0	0	0	0
Nickel	4	8	13	17	16	9	6	9	5	5	3	9	2
Zinc	2	1	9	3	2	4	4	3	4	4	3	6	0
TSS	80	50	86	52	73	81	71	57	53	51	30	35	29
Radium-226	7	0	1	0	0	7	0	2	1	1	7	4	5
pH	8	9	12	7	9	20	11	6	7	3	4	13	11
Total	**106**	**75**	**129**	**81**	**103**	**130**	**98**	**79**	**74**	**74**	**57**	**73**	**49**

[5] This percentage represents the average of all the compliance rates listed in Table 4.

[6] The maximum authorized monthly mean concentrations for the eight prescribed deleterious substances are listed in column 2 of Schedule 4 of the MMER. The Regulations also set maximum concentrations for each sample (column 3 and 4 of Schedule 4). The compliance analysis in this report only examines exceedances on a monthly average basis.

[7] The minimum and maximum allowable pH in any effluent sample is specified in paragraph 4(1)(b) of the MMER. The compliance analysis in this report only takes into consideration the lowest and highest pH values for each month.

In 2015, the compliance rate for arsenic increased slightly to 100% from 99.9% in 2014. The compliance rate for copper also increased slightly from 99.7% in 2014 to 99.9% in 2015. The compliance rate for cyanide remained unchanged at 99.8% in 2015 from the previous year. As in the past few years, reported monthly mean concentrations in 2015 were 100% compliant with the prescribed limit for lead. The compliance rate for nickel increased slightly from 99.3% in 2014 to 99.8% in 2015. The compliance rate for zinc also increased slightly to 100% in 2015 from 99.6% in 2014. The compliance rate for radium-226 dropped slightly from 99.5% in 2014 to 99.4% in 2015.

In 2015, the reported monthly means for total suspended solids were 98% compliant with the prescribed limit for TSS, an increase from 97.6% in 2014. Although the majority of TSS exceedances reported were sporadic, three facilities reported more frequent TSS exceedances in 2015: the Fire Lake Mine in Quebec, the Huckleberry Mine in British Columbia, and the Wabush Mines Joint Venture - Scully Mine in Newfoundland and Labrador.

In 2015, 99.3% of the facilities' lowest reported pH value for each month met the minimum pH limit, which is similar to the rate in 2014. The facilities' highest reported pH value for each month met the maximum pH limit 99.9% of the time in 2015, a slight increase from 99.8% in 2014.

Summaries of the numbers of exceedances and compliance rates for the prescribed monthly concentration limits and pH limits are presented in tables 4 and 5.

TABLE 4: COMPLIANCE SUMMARY FOR PRESCRIBED DELETERIOUS SUBSTANCES AND PH IN 2015

	As	Cu	CN	Pb	Ni	Zn	TSS	Ra-226	pH Low	pH High
Number of exceedances	0	1	1	0	2	0	29	5	10	1
Number of results reported	1323	1323	492	1323	1323	1334	1444	860	1444	1444
Compliance rate (%)	100	99.9	99.8	100	99.8	100	98.0	99.4	99.3	99.9

TABLE 5: SUMMARY OF EXCEEDANCES TO PRESCRIBED LIMITS IN 2015

Substance/Parameter	# of Exceedances	% of Total Exceedances	# of Mining Facilities
Arsenic	—	—	—
Copper	1	2%	1
Cyanide	1	2%	1
Lead	—	—	—
Nickel	2	4%	2
Zinc	—	—	—
TSS	29	59%	18
Radium-226	5	10%	3
pH	11	22%	5
Total	**49**	**100%**	**N/A**

In 2015, 25 mining facilities (18.9% of the 132 facilities subject to the MMER) reported at least one exceedance of the prescribed limits for metals, cyanide and TSS and of the pH limits. The Wabush Mines Joint Venture - Scully Mine and the Mont-Wright Mine reported 6 exceedances each (24.5% of 49 total exceedances), and Huckleberry Mine reported 5 exceedances (10% of 49 total exceedances). The distribution of reported exceedances in 2015 per jurisdiction is as follows:

- 20 (41% of 49 total exceedances) occurred from facilities located in Quebec;
- 10 (20% of 49 total exceedances) occurred from facilities located in British Columbia;
- 8 (16% of 49 total exceedances) occurred from facilities located in Newfoundland and Labrador;
- 7 (14% of 49 total exceedances) occurred from facilities located in Manitoba;
- 2 (4% of 49 total exceedances) occurred from facilities located in Northwest Territories; and
- Yukon and Ontario each had one (2% of 49 total exceedances).

No exceedances of prescribed monthly mean limits for metals, cyanide and TSS or of the pH limits were reported in 2015 from mining facilities located in Saskatchewan, Nunavut, New Brunswick and Nova Scotia. Distributions of facilities and exceedances of the prescribed limits and pH limits per jurisdiction are presented in figures 5 and 6 and Table 6.

FIGURE 5: Distribution of Mining Facilities for which Exceedances Were Reported in 2015, by Jurisdiction

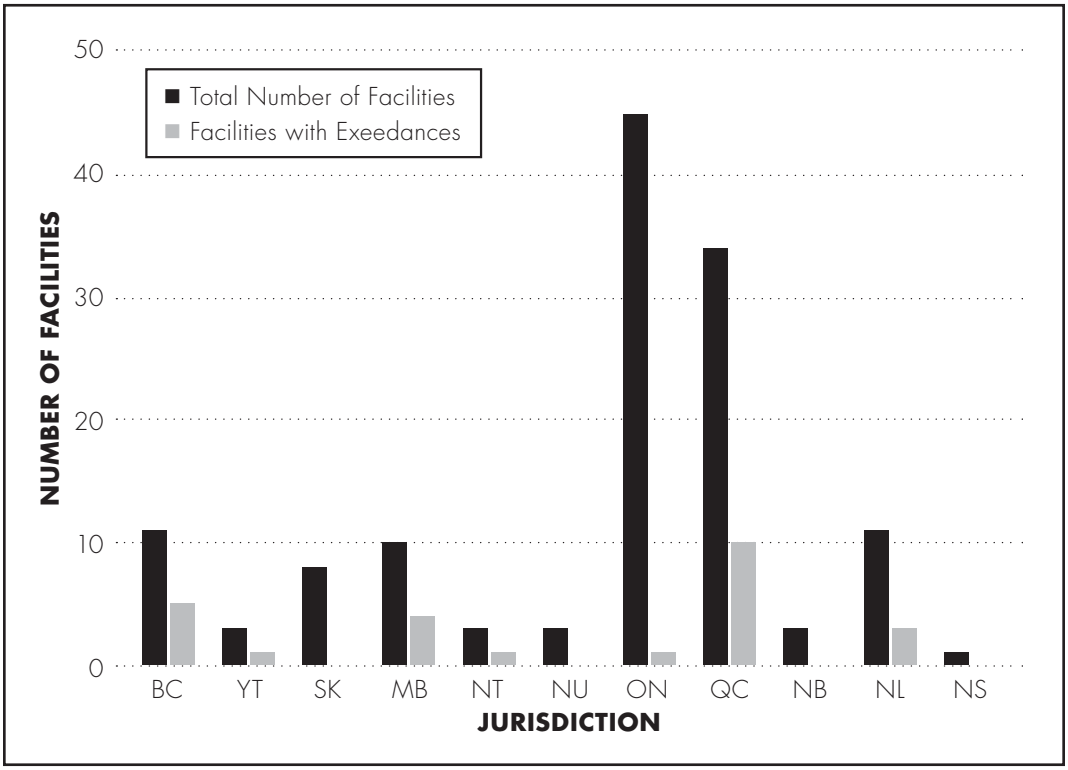

FIGURE 6: Distribution of Exceedances in 2015, by Jurisdiction

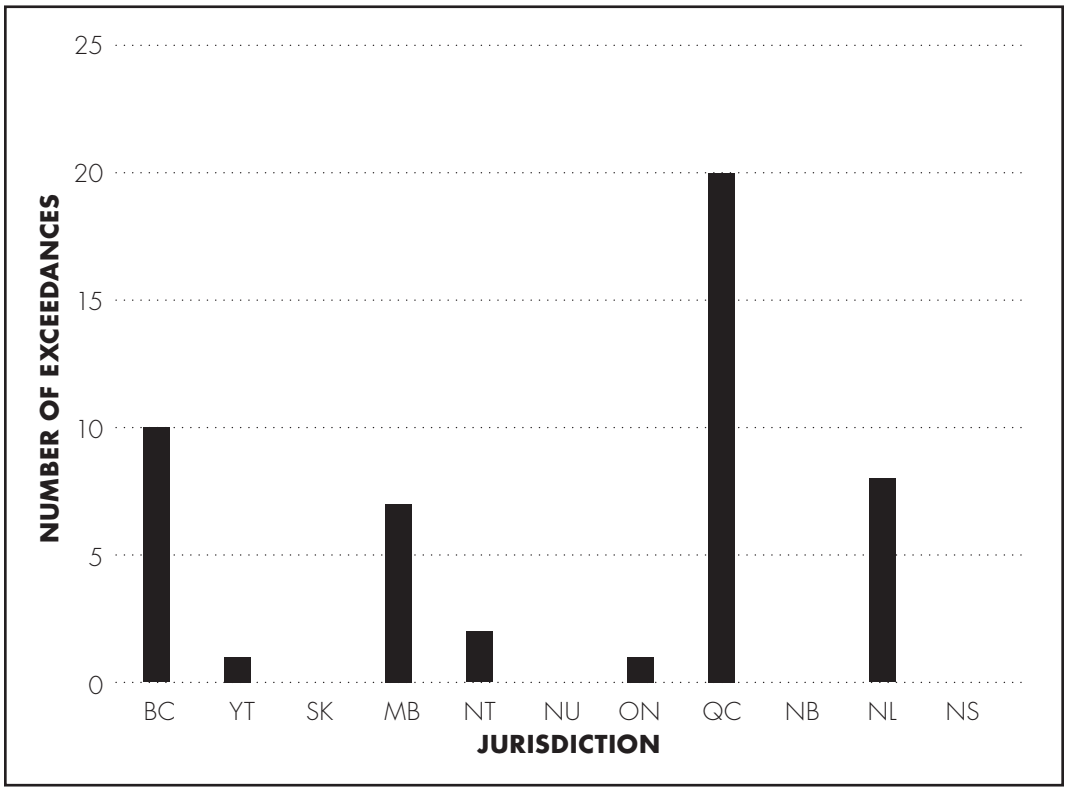

TABLE 6: DISTRIBUTION OF EXCEEDANCES IN 2015, BY JURISDICTION

Jurisdiction	As	Cu	CN	Pb	Ni	Zn	TSS	Ra-226	pH	Total	# of Facilities
British Columbia	—	—	—	—	—	—	9	—	1	**10**	5
Yukon	—	—	—	—	—	—	1	—	—	**1**	1
Saskatchewan	—	—	—	—	—	—	—	—	—	**—**	—
Manitoba	—	—	—	—	—	—	3	3	1	**7**	4
Northwest Territories	—	—	—	—	—	—	2	—	—	**2**	1
Nunavut	—	—	—	—	—	—	—	—	—	**—**	—
Ontario	—	—	—	—	—	—	1	—	—	**1**	1
Quebec	—	1	1	—	2	—	9	2	5	**20**	10
New Brunswick	—	—	—	—	—	—	—	—	—	**—**	—
Newfoundland and Labrador	—	—	—	—	—	—	4	—	4	**8**	3
Nova Scotia	—	—	—	—	—	—	—	—	—	**—**	—
Total	**—**	**1**	**1**	**—**	**2**	**—**	**29**	**5**	**11**	**49**	**25**

The distribution of reported exceedances in 2015 by mining subsector is as follows:

- 17 (35% of 49 total exceedances) occurred from the iron ore subsector;
- 13 (27% of 49 total exceedances) occurred from the base metals subsector;
- 10 (20% of 49 total exceedances) occurred from the precious metals subsector;
- 9 (18% of 49 total exceedances) occurred from mining facilities producing other metals.

The uranium subsector did not have any exceedances for 2015. The distribution of reported exceedances of prescribed monthly mean limits for metals, cyanide and TSS and pH limits by mining subsector in 2015 is presented in Table 7.

The performance of each final discharge point at all the mining facilities are detailed in Appendix C (Table C1) and Appendix D.

TABLE 7: DISTRIBUTION OF EXCEEDANCES IN 2015, BY METAL MINING SUBSECTOR

Subsector	As	Cu	CN	Pb	Ni	Zn	TSS	Ra-226	pH	Total	# of Facilities
Base metals	—	—	—	—	1	—	7	3	2	**13**	8
Precious metals	—	1	1	—	—	—	8	—	—	**10**	8
Uranium	—	—	—	—	—	—	—	—	—	**—**	—
Iron	—	—	—	—	—	—	9	—	8	**17**	4
Other metals	—	—	—	—	1	—	5	2	1	**9**	5
Total	**—**	**1**	**1**	**—**	**2**	**—**	**29**	**5**	**11**	**49**	**25**

2.4 ASSESSMENT OF RESULTS OF RAINBOW TROUT ACUTE LETHALITY AND *DAPHNIA MAGNA* MONITORING TESTS

Overall, 96.3% of test data reported in 2015 showed mining facilities to be in compliance with the requirement that effluent not be acutely lethal to rainbow trout. This is a decline from the 2014 compliance rate of 99.0%. In 2015, seven facilities reported a total of 39 rainbow trout acute lethality test results with a mortality rate above 50%. Five of these facilities were in Quebec, one was in Manitoba and one was in Newfoundland and Labrador. In Quebec,the Éléonore Mine failed 29 rainbow trout acute lethality tests, and Quebec Lithium Mine and Nunavik Nickel Project failed 2 and 4 tests, respectively. The facilities in Manitoba, and Newfoundland and Labrador failed one test each. The facilities that reported failure of the acute lethality test in 2015 were divided among the base metals, iron ore, precious metals and other metals mining subsectors (Table 9).

Overall, 92.8% of *Daphnia magna* monitoring test results reported in 2015 showed a mortality rate of less than 50%, also a decline from 96.5% in 2014. In 2015, 23 facilities reported a total of 78 *Daphnia magna* monitoring test results showing a mortality rate above 50%. Most *Daphnia magna* monitoring tests that resulted in a mortality rate above 50% occurred in mining facilities located in Quebec (63% of 78 total tests above 50% mortality rate), Manitoba (14% of 78 total tests above 50% mortality rate) and Newfoundland and Labrador (8% of 78 total tests above 50% mortality rate). Éléonore Mine had the most tests above 50% mortality rate with 31 tests above this rate. The facilities that reported failures of the *Daphnia magna* monitoring test in 2015 were mainly in the base and precious metals mining subsectors (Table 9).

Summaries of the 2015 performance of mining facilities in meeting the requirement that effluent not be acutely lethal to rainbow trout and the requirement to monitor for acute lethality to *Daphnia magna* are presented in tables 8 and 9.

The performance of each final discharge point at all facilities in meeting the requirement that effluent not be acutely lethal to rainbow trout and the results of each *Daphnia magna* monitoring test are presented in Appendix C (Table C2) and Appendix D.

TABLE 8: PERFORMANCE SUMMARY: RAINBOW TROUT ACUTE LETHALITY AND *DAPHNIA MAGNA* MONITORING TESTS IN 2015, BY JURISDICTION

	Rainbow Trout Acute Lethality Tests			*Daphnia magna* Monitoring Tests		
	Total # of Tests	>50% Mortality		Total # of Tests	>50% Mortality	
Jurisdiction		# of Tests	# of Facilities		# of Tests	# of Facilities
British Columbia	113	—	—	112	1	1
Yukon	15	—	—	14	—	—
Saskatchewan	49	—	—	48	2	2
Manitoba	60	1	1	60	11	3
Northwest Territories	19	—	—	26	2	1
Nunavut	19	—	—	19	—	—
Ontario	241	—	—	251	4	3
Quebec	401	37	5	412	49	8
New Brunswick	16	—	—	16	3	2
Newfoundland and Labrador	119	1	1	118	6	3
Nova Scotia	4	—	—	4	—	—
Total	**1056**	**39**	**7**	**1080**	**78**	**23**

TABLE 9: PERFORMANCE SUMMARY: RAINBOW TROUT ACUTE LETHALITY AND *DAPHNIA MAGNA* MONITORING TESTS IN 2015, BY METAL MINING SUBSECTOR						
	Rainbow Trout Acute Lethality Tests			***Daphnia magna* Monitoring Tests**		
		>50% Mortality			**>50% Mortality**	
Subsector	**Total # of Tests**	**# of Tests**	**# of Facilities**	**Total # of Tests**	**# of Tests**	**# of Facilities**
Base metals	328	4	3	324	24	10
Precious metals	413	29	1	422	37	5
Uranium	32	0	0	31	2	2
Iron	167	2	2	177	8	3
Other metals	116	4	1	126	7	3
Total	**1056**	**39**	**7**	**1080**	**78**	**23**

From 2003 to 2015, there has been a decline of 19% in the total number of failures of rainbow trout acute lethality tests. There has been an increase of 39% in the total number of *Daphnia magna* acute lethality tests with a mortality rate exceeding 50% performed by the facilities, as shown in Figure 7.

FIGURE 7: Total Number of Tests Above 50% Mortality Rate for Rainbow Trout Acute Lethality and *Daphnia magna* Monitoring Tests from 2003 to 2015

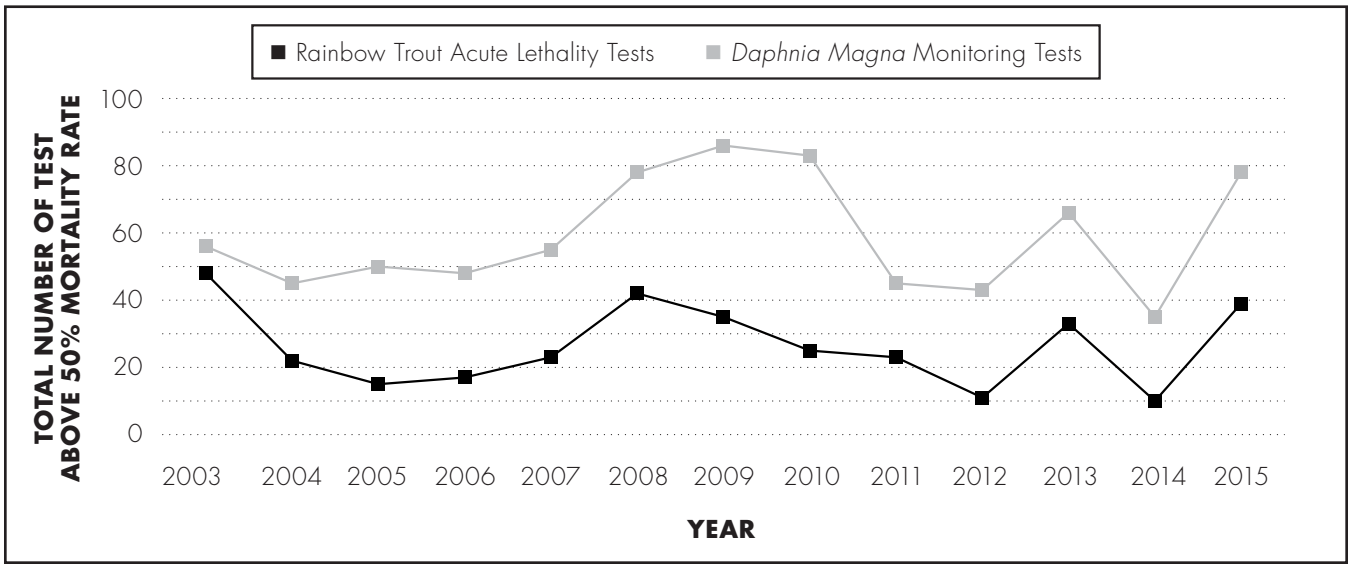

3 WATER BODIES DESIGNATED AS TAILINGS IMPOUNDMENT AREAS

The MMER regulate the deposit of mine waste (effluent, waste rock, tailings, low-grade ore and overburden) into waters frequented by fish. Schedule 2 of the MMER lists water bodies designated as tailings impoundment areas (TIAs). TIAs are water bodies into which waste may be disposed that does not meet the prescribed limits in the MMER. Water bodies are added to Schedule 2 via a regulatory amendment of the MMER. Additional information on the process for adding a water body to Schedule 2 via an amendment to the MMER is provided in the *Guidelines for the Assessment of Alternatives for Mine Waste Disposal* (Environment Canada 2013) and is available through Environment and Climate Change Canada's online publications catalogue at https://www.ec.gc.ca/Publications/default.asp?lang=En.

In 2015, 4 new water bodies were added to Schedule 2 of the MMER, bringing the total number of water bodies to 23. These 23 water bodies are associated with the activities of 13 metal mining facilities (Table 10). Figure 8 illustrates the locations of facilities where water bodies have been designated as tailings impoundment areas.

FIGURE 8: Facilities with Water Bodies Listed on Schedule 2 of the MMER (As of December 31, 2015)

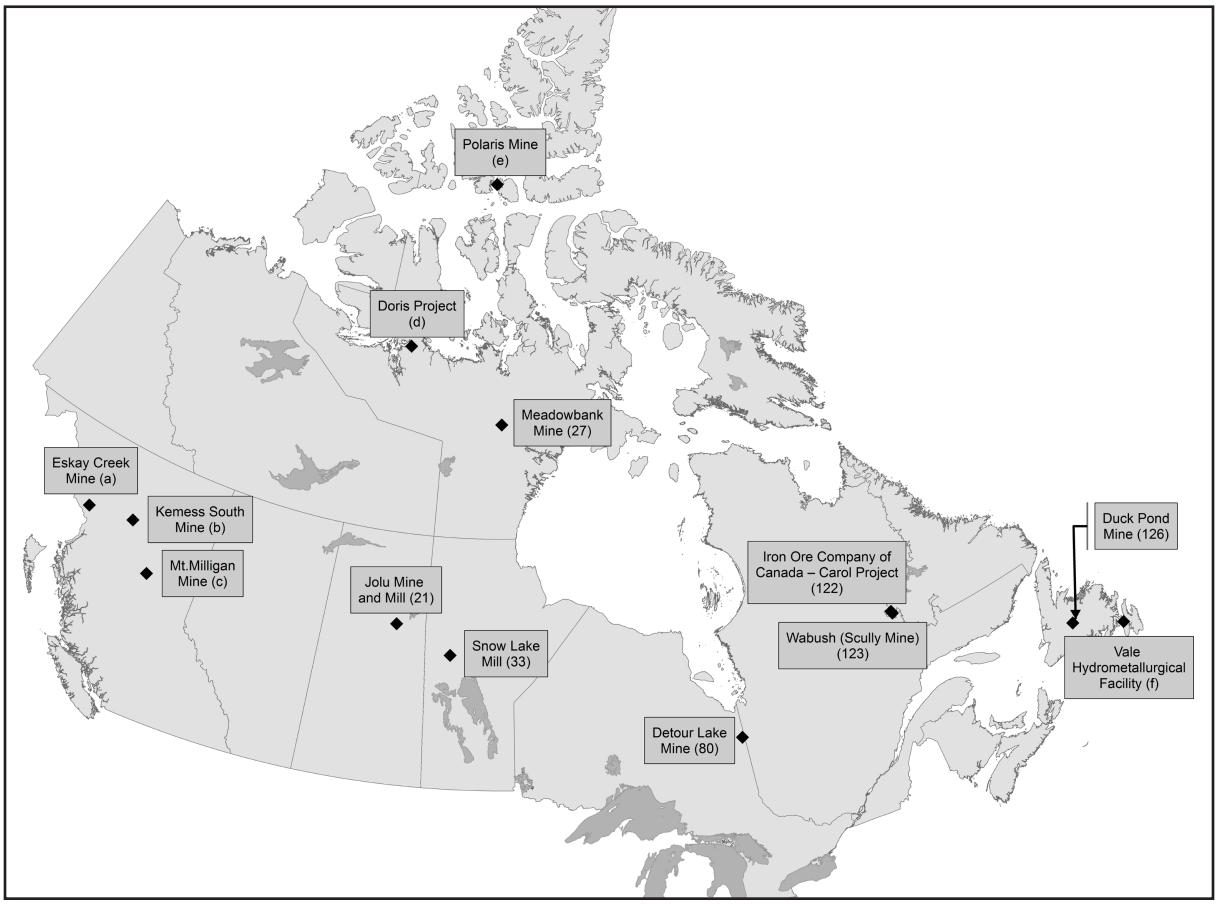

Note: The numbers/letters shown on Figure 8 correspond to column 1 of Table 10.

TABLE 10: WATER BODIES LISTED ON SCHEDULE 2 OF THE MMER					
Map #*	**Mining Facility Name**	**Prov./Terr.**	**Item #****	**Water Body Name****	**Year Added to Schedule 2**
21	Jolu Mine and Mill	SK	19	Mallard Lake	2011
27	Meadowbank Mine	NU	8	The northwest arm of Second Portage Lake	2008
33	Snow Lake Mill	MB	1	Anderson Lake	2006
80	Detour Lake Mine	ON	20	An unnamed headwater pond of an unnamed tributary of East Creek	2015
			21	A portion of an unnamed tributary to East Creek	2015
			22	A portion of an unnamed tributary to Linden Creek	2015
			23	A portion of an unnamed tributary to an unnamed lake in the Linder Creek watershed	2015
122	Iron Ore Company of Canada – Carol Project	NL	10	A portion of Wabush Lake	2009
123	Wabush (Scully Mine)	NL	11	Flora Lake	2009
			12	A portion of an unnamed tributary stream to Flora Lake	2009
			13	A portion of an unnamed tributary stream to Flora Lake	2009
			14	A portion of an unnamed tributary stream to Flora Lake	2009
126	Duck Pond Mine	NL	6	Trout Pond	2006
			7	The headwater pond of a tributary to Gill's Pond Brook	2006
a	Eskay Creek Mine	BC	4	Albino Lake	2006
			5	Tom MacKay Lake	2006
b	Kemess South Mine	BC	3	South Kemess Creek	2006
c	Mt. Milligan Mine	BC	16	A portion of King Richard Creek	2010
			17	A portion of an unnamed tributary to Alpine Lake	2010
			18	A portion of an unnamed tributary to Alpine Lake	2010
d	Doris Project	NU	9	Tail Lake	2008
e	Polaris Mine	NU	2	Garrow Lake	2006
f	Vale Hydrometallurgical Facility	NL	15	Sandy Pond	2009

**Note: The numbers in the first column of Table 10 or after the facility name in Figure 8 correspond to the numbers attributed to the mining facilities in Figure 2 and in column 1 of Appendix B. The facilities identified with letters are recognized closed mines or are not currently subject to the MMER as they have not discharged effluent above the threshold of 50 m^3 per day.*

***Note: The Item # in Table 10 identifies the item number as specified in Schedule 2 of the MMER. For the official names and complete description of the water body listings, please consult the full text of the MMER.*

REFERENCES

Canada. 2002. *Fisheries Act: Metal Mining Effluent Regulations*. P.C. 2002-987, 2002 June 6, SOR/2002-222.

Environment Canada. 2000a. Biological Test Method: Reference Method for Determining Acute Lethality of Effluents to Rainbow Trout. Environmental Protection Series. 2nd ed., December 2000. Method Development and Applications Section, Environmental Technology Centre, Environment Canada, EPS 1/RM/13.

Environment Canada. 2000b. Biological Test Method: Reference Method for Determining Acute Lethality of Effluents to *Daphnia magna*. Environmental Protection Series. 2nd ed., December 2000. Method Development and Applications Section, Environmental Technology Centre, Environment Canada, EPS 1/RM/14.

Environment Canada. 2001a. Guidance Document for the Sampling and Analysis of Metal Mining Effluents. Minerals and Metals Division, Environmental Protection Service, Environment Canada, EPS 2/MM/5.

Environment Canada. 2001b. Guidance Document for Flow Measurement of Metal Mining Effluents. Minerals and Metals Division, Environmental Protection Service, Environment Canada, EPS 2/MM/4.

Environment Canada. 2001c. Compliance and Enforcement Policy for the Habitat Protection and Pollution Prevention Provisions of the *Fisheries Act*. Enforcement Branch, Environment Canada.

Environment Canada. 2006. Status Report on Water Pollution Prevention and Control under the *Metal Mining Effluent Regulations*, 2003. Natural Resources Division, Environmental Stewardship Branch, EPS 1/MM/12.

Environment Canada. (2007-2015). Summary Review of Performance of Metal Mines Subject to the *Metal Mining Effluent Regulations*. Mining and Processing Division, Environmental Stewardship Branch, EPS 1/MM/13-16, EPS 1/MM/18-23.

Environment Canada. 2013. Guidelines for the Assessment of Alternatives for Mine Waste Disposal. Mining and Processing Division, Environment Canada.

Environment and Climate Change Canada. 2017. Status Report on the Performance of Metal Mines Subject to the *Metal Mining Effluent Regulations* in 2014. Mining and Processing Division, Environmental Protection Branch, 1/MM/24.

LIST OF ACRONYMS AND ABBREVIATIONS

As . . . . . arsenic

BC . . . . . British Columbia

CN . . . . . cyanide

Cu . . . . . copper

DM . . . . . *Daphnia magna*

FDP . . . . . final discharge point

m^3 . . . . . cubic metre(s)

MB . . . . . Manitoba

mg/L . . . . . milligram(s) per litre

MMER . . . . . *Metal Mining Effluent Regulations*

NB . . . . . New Brunswick

ND . . . . . no deposit

Ni . . . . . nickel

NL . . . . . Newfoundland and Labrador

NMR . . . . . no measurement required

NS . . . . . Nova Scotia

NT . . . . . Northwest Territories

NU . . . . . Nunavut

ON . . . . . Ontario

Pb . . . . . lead

QC . . . . . Quebec

Ra-226 . . . . . radium-226

RT . . . . . rainbow trout

SK . . . . . Saskatchewan

TSS . . . . . total suspended solids

YT . . . . . Yukon

Zn . . . . . zinc

APPENDIX A:
MINING FACILITIES WITH NEW REGULATORY STATUS IN 2015

MINING FACILITIES NEWLY SUBJECT TO THE MMER IN 2015		MINING FACILITIES THAT BECAME RECOGNIZED CLOSED MINES IN 2015	
Facility Name	**Jurisdiction**	**Facility Name**	**Jurisdiction**
Long Harbour Operations	Newfoundland and Labrador		
Mary River Project	Nunavut		
Quebec Lithium	Quebec		
Rainy River Project	Ontario		
Victoria Advanced Mine Exploration Project	Ontario		

APPENDIX B:
MINING FACILITIES SUBJECT TO THE *METAL MINING EFFLUENT REGULATIONS* IN 2015

MAP #	FACILITY NAME	OPERATOR	PROVINCE/ TERRITORY	SUBSECTOR	PRODUCTS	NPRI ID*
1	Minto Project	Minto Explorations Ltd.	YT	Base Metals	Copper, gold, silver	20189
2	Bellekeno Mine	Alexco Keno Hill Mining Corporation	YT	Precious Metals	Silver, lead, zinc	
3	Wolverine Project	Yukon Zinc Corporation	YT	Base Metals	Zinc, copper, lead, silver, gold	
4	Yellowjacket Gold Mine	Athabasca Nuclear Corporation / African Queen Mines Ltd.	BC	Precious Metals	Gold	
5	Yellow Giant Mine	Banks Island Gold Ltd.	BC	Precious Metals	Gold	
6	Red Chris Mine	Red Chris Development Company Ltd.	BC	Base Metals	Copper, gold	
7	Huckleberry Mine	Huckleberry Mines Ltd.	BC	Base Metals	Copper, molybdenum	5146
8	Myra Falls Operations	Nyrstar	BC	Base Metals	Zinc, copper, lead, silver, gold	2372
9	Endako Mines	Thompson Creek Mining Ltd.	BC	Base Metals	Molybdenum	2794
10	Gibraltar Mine	Taseko Mines Ltd.	BC	Base Metals	Copper, molybdenum, silver	1303
11	Mount Polley Mine	Mount Polley Mining Corporation	BC	Base Metals	Copper, gold, silver	5102
12	Bonanza Ledge Mine	Barkerville Gold Mines Ltd.	BC	Precious Metals	Gold	
13	Copper Mountain Mine	Copper Mountain Mine (BC) Ltd.	BC	Base Metals	Copper	
14	MAX Molybdenum Mine and Mill	FortyTwo Metals Inc. / Discovery Ventures Inc.	BC	Base Metals	Molybdenum	20174
15	Cantung Mine	North American Tungsten Corporation Ltd.	NT	Other Metals	Tungsten	20225
16	Con Mine	Miramar Northern Mining Ltd.	NT	Precious Metals	Gold	2548
17	Giant Mine	Aboriginal and Northern Development Canada	NT	Precious Metals	Gold	4221
18	Key Lake Operation	Cameco Corporation	SK	Uranium	Uranium	1148
19	McArthur River Operation	Cameco Corporation	SK	Uranium	Uranium	1149
20	Cigar Lake Project	Cameco Corporation	SK	Uranium	Uranium	19397
21	Jolu Mill	Golden Band Resources Inc.	SK	Precious Metals	Gold	25159
22	McClean Lake Operation	AREVA Ressources Canada Inc.	SK	Uranium	Uranium	4866
23	Rabbit Lake Operation	Cameco Corporation	SK	Uranium	Uranium	1147
24	Seabee Mine	Claude Resources Inc.	SK	Precious Metals	Gold	23273
25	Santoy 8 Mine	Claude Resources Inc.	SK	Precious Metals	Gold	23273

MAP #	FACILITY NAME	OPERATOR	PROVINCE/ TERRITORY	SUBSECTOR	PRODUCTS	NPRI ID*
26	Lupin Mine	Lupin Mines Inc.	NU	Precious Metals	Gold	
27	Meadowbank Mine	Agnico-Eagle Mines Ltd.	NU	Precious Metals	Gold	24216
28	Mary River Project	Baffinland Iron Mines	NU	Iron	Iron ore	28456
29	Flin Flon Complex	Hudbay Minerals Inc.	MB	Base Metals	Copper, zinc, gold, silver	3414
30	Trout Lake Mine	Hudbay Minerals Inc.	MB	Base Metals	Copper, zinc, gold, silver	21544
31	Chisel North Mine	Hudbay Minerals Inc.	MB	Base Metals	Zinc	21543
32	Snow Lake Mine	QMX Gold Corporation / Hudbay Minerals Inc.	MB	Precious Metals	Gold	5219
33	Snow Lake Mill	Hudbay Minerals Inc.	MB	Base Metals	Copper, zinc, selenium, tellurium, silver	3411
34	Bucko Lake Mine	CaNickel Mining Ltd.	MB	Base Metals	Nickel	23274
35	Birchtree Mine	Vale Canada Ltd.	MB	Base Metals	Nickel, copper	
36	Thompson Complex	Vale Canada Ltd.	MB	Base Metals	Nickel, copper	1473
37	Rice Lake Gold Mine	San Gold Corporation / Shoreline Gold Inc.	MB	Precious Metals	Gold	11623
38	Tanco Mine	Tantalum Mining Corporation of Canada Ltd.	MB	Other Metals	Tantalum, lithium, cesium, rubidium	2278
39	Rainy River Project	New Gold Inc.	ON	Precious Metals	Gold, nickel, copper	29548
40	Campbell Mine	Goldcorp Canada Ltd.	ON	Precious Metals	Gold	2710
41	Phoenix Gold Project / Red Lake Mine	Rubicon Minerals Corporation	ON	Precious Metals	Gold	11852
42	Red Lake Mine	Goldcorp Canada Ltd.	ON	Precious Metals	Gold	2710
43	Musselwhite Mine	Goldcorp Canada Ltd.	ON	Precious Metals	Gold	5656
44	Lac des Iles Mine	North American Palladium Ltd.	ON	Precious Metals	Palladium, platinum, gold, copper, nickel	7369
45	Golden Giant Mine	Newmont Canada Corporation	ON	Precious Metals	Gold	1400
46	Williams Mine	Barrick Gold Corporation	ON	Precious Metals	Gold	3197
47	David Bell Mine	Barrick Gold Corporation - DB Operating Corporation	ON	Precious Metals	Gold	2869
48	Eagle River Mine	Wesdome Gold Mines Ltd.	ON	Precious Metals	Gold	11123
49	Eagle River Mill (Mill, Mishi Pit, and Magnacon Mine)	Wesdome Gold Mines Ltd.	ON	Precious Metals	Gold	10010
50	Island Gold Project	Richmont Mines Inc.	ON	Precious Metals	Gold	11454
51	Edwards Mine	Strike Minerals Inc.	ON	Precious Metals	Gold	
52	Montcalm Project	Glencore Canada Corporation	ON	Base Metals	Nickel, copper	11032

MAP #	FACILITY NAME	OPERATOR	PROVINCE/ TERRITORY	SUBSECTOR	PRODUCTS	NPRI ID*
53	Shakespeare Nickel Mine	Wellgreen Platinum Ltd.	ON	Base Metals	Nickel, copper, cobalt, gold, platinum, palladium	
54	Timmins West Complex	Lake Shore Gold Corporation	ON	Precious Metals	Gold	11794
55	Totten Mine	Vale Canada Ltd.	ON	Base Metals	Nickel, copper, platinum, gold, silver	11878
56	Kidd Mining Division	Glencore Canada Corporation	ON	Base Metals	Copper, zinc, silver	10153
57	Victoria Advanced Mine Exploration Project	KGHM International Ltd.	ON	Base Metals	Nickel, copper, palladium, platinum, gold	
58	Strathcona Tailings Treatment System (includes Fraser, Strathcona Mine and Mill, Craig and Onaping Mines; also includes Inco's Coleman and McCreedy East Mines)	Glencore Canada Corporation	ON	Base Metals	Nickel, copper, cobalt, platinum, palladium	1233; 10199; 11154; 11608
59	Crean Hill Mine	Vale Canada Ltd.	ON	Base Metals	Nickel, copper, cobalt, platinum, palladium	11877
60	Lockerby Mine	First Nickel Inc.	ON	Base Metals	Copper, nickel	11238
61	Porcupine Gold Mines (Hollinger Mine)	Goldcorp Canada Ltd.	ON	Precious Metals	Gold	1941
62	Porcupine Gold Mines (Dome Mine)	Goldcorp Canada Ltd.	ON	Precious Metals	Gold	1941
63	Bell Creek Mine and Mill	Lake Shore Gold Corporation	ON	Precious Metals	Gold	11796
64	Redstone Mine	Northern Sun Mining Corporation	ON	Base Metals	Nickel	11514
65	Porcupine Gold Mines (Owl Creek Pit)	Goldcorp Canada Ltd.	ON	Precious Metals	Gold	1941
66	Porcupine Gold Mines (Pamour Mine)	Goldcorp Canada Ltd.	ON	Precious Metals	Gold	1941
67	Kidd Metallurgical Division	Glencore Canada Corporation	ON	Base Metals	Copper, zinc, silver	2815
68	Copper Cliff Complex (includes Clarabelle Mill, smelter, Copper Cliff North, Copper Cliff South, Creighton, Gertrude, Frood, and Stobie Mines)	Vale Canada Ltd.	ON	Base Metals	Nickel, copper, cobalt, platinum, palladium	1465; 444; 10203; 10204; 10204; 10201; 26263
69	McWatters Mine	Northern Sun Mining Corporation	ON	Base Metals	Nickel	11740
70	Podolsky Mine	KGHM International Ltd.	ON	Base Metals	Copper, nickel, palladium, platinum, gold	11466
71	Garson Mine	Vale Canada Ltd.	ON	Base Metals	Nickel, copper, cobalt, platinum, palladium	10202

MAP #	FACILITY NAME	OPERATOR	PROVINCE/ TERRITORY	SUBSECTOR	PRODUCTS	NPRI ID*
72	Clavos Mine	Sage Gold Inc.	ON	Precious Metals	Gold	
73	Sudbury Integrated Nickel Operations - Smelter	Glencore Canada Corporation	ON	Base Metals	Nickel, copper, cobalt, platinum, palladium	1236; 11588;
74	Black Fox Mill Complex	Primero Mining Corporation	ON	Precious Metals	Gold	11743
75	Young-Davidson Mine	AuRico Gold Inc. / Alamos Gold Inc.	ON	Precious Metals	Gold	26132
76	Black Fox Mine	Primero Mining Corporation	ON	Precious Metals	Gold	3810
77	Hislop Mine	St Andrew Goldfields Ltd.	ON	Precious Metals	Gold	
78	Macassa Mine	Kirkland Lake Gold Inc.	ON	Precious Metals	Gold	1568
79	Holloway Mine	Holloway Mining Company	ON	Precious Metals	Gold	7051
80	Detour Lake Mine	Detour Gold Corporation	ON	Precious Metals	Gold	11867
81	McAlpine Mill	SMC (Canada) Ltd.	ON	Precious Metals	Gold, silver, platinum, palladium	10622
82	Yukon Refinery	Yukon (36569) Inc.	ON	Base Metals	Nickel, cobalt, silver, gold	
83	Haley Plant	Timminco Ltd.	ON	Other Metals	Magnesium, calcium, strontium	4419
84	Francoeur (Mine)	Richmont Mines Inc.	QC	Precious Metals	Gold	8789
85	Casa Berardi (Mine)	Hecla Québec Inc.	QC	Precious Metals	Gold	8600
86	Horne (Smelter)	Glencore Canada Corporation	QC	Base Metals	Copper	3623
87	Mouska (Mine)	IAMGOLD Corporation	QC	Precious Metals	Gold	8624
88	Doyon	IAMGOLD Corporation	QC	Precious Metals	Gold	1608
89	Laronde (Mine)	Mines Agnico-Eagle Ltée	QC	Precious Metals	Gold, silver, copper, zinc	99
90	Lapa (Project)	Mines Agnico-Eagle Ltée	QC	Precious Metals	Gold	8765
91	Canadian Malartic Mine	Canadian Malartic GP	QC	Precious Metals	Gold	25188
92	Camflo (Mill)	Mines Richmont Inc.	QC	Precious Metals	Gold	8519
93	Géant Dormant (Mine)	Maudore Minerals Ltd - Mines Aurbec Inc.	QC	Precious Metals	Gold	1143
94	Kiena (Mine)	Mines d'Or Wesdome Ltée	QC	Precious Metals	Gold	2935
95	Goldex (Mine)	Mines Agnico-Eagle Ltée	QC	Precious Metals	Gold	8757
96	Quebec Lithium	RB Energy Inc.	QC	Other Metals	Lithium	28726
97	Vezza (Mine)	Maudore Minerals Ltd. - Mines Aurbec Inc. / Entrepreneur Minier Promec	QC	Precious Metals	Gold	
98	Matagami (Mine)	Glencore Canada Corporation	QC	Base Metals	Zinc, copper	1611
99	Sigma (Sigma-Lamaque)	Or Integra	QC	Precious Metals	Gold	3276

MAP #	FACILITY NAME	OPERATOR	PROVINCE/ TERRITORY	SUBSECTOR	PRODUCTS	NPRI ID*
100	Lac Herbin	QMX Gold Corporation	QC	Precious Metals	Gold	8719
101	Aurbel (Mine)	QMX Gold Corporation	QC	Precious Metals	Gold	8719
102	Beaufor	Mines Richmont Inc.	QC	Precious Metals	Gold	8610
103	Monique (Project)	Mines Richmont Inc.	QC	Precious Metals	Gold	27760
104	Langlois (Mine)	Nyrstar	QC	Base Metals	Zinc, copper, silver, gold	4922
105	Lac Bachelor	Ressources Métanor Inc.	QC	Precious Metals	Gold	8769
106	Éléonore (Mine)	Goldcorp Inc.	QC	Precious Metals	Gold	8803
107	Barry (Mine)	Ressources Métanor Inc.	QC	Precious Metals	Gold	8809
108	Copper Rand (Mine)	CBay Minerals Inc.	QC	Base Metals	Copper, gold	8580
109	Raglan (Mine)	Glencore Canada Corporation	QC	Base Metals	Nickel, copper	5448
110	Nunavik Nickel (Project)	Canadian Royalties Inc.	QC	Base Metals	Nickel, copper, cobalt, platinum, palladium, gold	27059
111	Complexe métallurgique Sorel-Tracy	Rio Tinto Fer et Titane Inc.	QC	Other Metals	Ilmenite, iron ore, titanium	4806
112	RioTinto Alcan Usine Vaudreuil	RioTinto Alcan	QC	Other Metals	Alumina	2978
113	Niobec (Mine)	IAMGOLD Corporation / Magris Resources	QC	Other Metals	Niobium	2100
114	Fire Lake (Mine)	ArcelorMittal Exploitation minière Canada s.e.n.c.	QC	Iron	Iron ore	8778
115	Mont-Wright (Mine)	ArcelorMittal Exploitation minière Canada s.e.n.c.	QC	Iron	Iron ore	6217
116	Lac Bloom (Mine)	Société en commandite de la mine de fer du Lac Bloom	QC	Iron	Iron ore	8783
117	Tio (Mine)	Rio Tinto Fer et Titane Inc.	QC	Other Metals	Ilmenite, iron ore, titanium	6425
118	Restigouche Mine	Blue Note Mining Inc. / Province of New Brunswick	NB	Base Metals	Zinc, lead, silver, copper	8083
119	Caribou Mine and Mill	Trevali Mining (New Brunswick) Ltd.	NB	Base Metals	Zinc, lead, silver	8078
120	Brunswick No. 12	Glencore Canada Corporation	NB	Base Metals	Zinc, lead, copper, silver	54
121	Elross Lake Area Iron Ore Mine	Tata Steel Minerals Canada Ltd.	NL	Iron	Iron ore	26423
122	Iron Ore Company of Canada – Carol Project	Iron Ore Company of Canada	NL	Iron	Iron ore	5013
123	Wabush Mines Joint Venture (Scully Mine)	Wabush Mines Joint Venture	NL	Iron	Iron ore	5460
124	James (Mine)	Labrador Iron Mines Ltd.	NL	Iron	Iron ore	25157

MAP #	FACILITY NAME	OPERATOR	PROVINCE/ TERRITORY	SUBSECTOR	PRODUCTS	NPRI ID*
125	Voisey's Bay Mine – Mill	Vale Newfoundland & Labrador Ltd.	NL	Base Metals	Nickel, copper, cobalt	6093
126	Duck Pond Mine	Teck Resources Ltd.	NL	Base Metals	Copper, zinc, silver, gold	8084
127	Pine Cove Mine	Anaconda Mining Inc.	NL	Precious Metals	Gold	
128	Ming Mine	Rambler Metals and Mining Canada Ltd.	NL	Base Metals	Copper, gold	27063
129	Nugget Pond Mill	Rambler Metals and Mining Canada Ltd.	NL	Precious Metals	Gold, copper	8015
130	Beaver Brook Antimony Mine	Hunan Nonferrous Company	NL	Other Metals	Antimony	
131	Long Harbour Operations	Vale Newfoundland and Labrador Ltd.	NL	Base Metals	Nickel, copper, cobalt	28761
132	Scozinc Mine and Mill	Selwyn Resources Ltd.	NS	Base Metals	Zinc, lead	

** NPRI ID refers to the ID number assigned to a facility for reporting under the National Pollutant Release Inventory (NPRI). Mining facilities subject to the MMER may have multiple NPRI ID numbers or may share NPRI IDs with other facilities; this is because of the differences in facility and mine definitions between the MMER and the NPRI. For more information on the NPRI, please see* https://www.canada.ca/en/environment-climate-change/services/national-pollutant-release-inventory.html.

APPENDIX C: PERFORMANCE SUMMARY OF MINE EFFLUENTS IN 2015

NOTE TO THE READER

The tables presented in this appendix summarize the effluent quality data reported by mining facilities subject to the *Metal Mining Effluent Regulations* in 2015. The summaries include site identification (i.e., mine/mill name and final discharge point name) and number of months of discharge. Table C1 summarizes the distribution of the non-compliant parameters for metals and pH, whereas Table C2 summarizes the results of rainbow trout acute lethality tests and *Daphnia magna* monitoring tests.

Metal exceedances represent the number of monthly mean concentrations that exceeded the prescribed limits for a given month, whereas pH exceedances represent the number of months that the pH range was exceeded. The parameters included are arsenic (As), copper (Cu), cyanide (CN), lead (Pb), nickel (Ni), zinc (Zn), total suspended solids (TSS), total radium-226 (Ra-226) and pH.

TABLE C1: SUMMARY OF EXCEEDANCES FOR FACILITIES SUBJECT TO THE MMER IN 2015: PRESCRIBED PARAMETERS AND PH

Site Identification		Number of Months of Discharge	As 0.5 mg/L	Cu 0.3 mg/L	CN 1 mg/L	Pb 0.2 mg/L	Ni 0.5 mg/L	Zn 0.5 mg/L	TSS 15 mg/L	Ra-226 0.37 Bq/L	pH Low 6	pH High 9.5
Mining Facility Name	Final Discharge Point Name											
Aurbel (Mine)	Effluent final Aurbel	4										
Barry (Mine)	V-Notch	3										
Beaufor	Effluent Final	12							1			
Beaver Brook Antimony Mine	Site 16 - Polishing Pond Discharge	12										
Bell Creek Mine and Mill	Effluent Treatment Plant Discharge	0										
Bell Creek Mine and Mill	Phase 1 and 2 Seepage Collection Ditch	0										
Bell Creek Mine and Mill	Phase 3 Seepage Collection Ditch	0										
Bell Creek Mine and Mill	Polishing Pond	11										
Bellekeno Mine	Be.KV43 - Bellekeno 625 Treatment Pond Decant	11							1			
Birchtree Mine	Birchtree Effluent Treatment Plant	12								2		
Black Fox Mill Complex	Direct Tailings Pond Effluent	0										
Black Fox Mill Complex	Polishing Pond Effluent	4										
Black Fox Mine	Pike River Discharge Point	12										
Black Fox Mine	Salve Creek Transitional Period Discharge Point	0										
Bonanza Ledge Mine	Sediment Control Pond	7							2			
Brunswick No. 12	3333 Final Effluent	11										
Bucko Lake Mine	Settling Pond Discharge	9								1		
Camflo (Usine)	Effluent Final	12										
Campbell Mine	WETOUT	6										

TABLE C1: SUMMARY OF EXCEEDANCES FOR FACILITIES SUBJECT TO THE MMER IN 2015: PRESCRIBED PARAMETERS AND PH

Site Identification		Number of Months of Discharge	As 0.5 mg/L	Cu 0.3 mg/L	CN 1 mg/L	Pb 0.2 mg/L	Ni 0.5 mg/L	Zn 0.5 mg/L	TSS 15 mg/L	Ra-226 0.37 Bq/L	pH Low 6	pH High 9.5
Mining Facility Name	**Final Discharge Point Name**											
Canadian Malartic (Mine)	Effluent final	12										
Cantung Mine	4-27-2 Culvert	12										
Cantung Mine	Polishing Pond Four and Bore Hole 4-28-1	12										
Cantung Mine	Portal Main Adit 4-13	2							1			
Cantung Mine	Settling Pond 5-2	3							1			
Caribou Mine - Mill	Polishing Pond Effluent	12										
Casa Berardi (Mine)	Effluent final - Point A	5										
Chisel North Mine	Chisel North Mine Discharge	11										
Cigar Lake Project	Station 2.2	0										
Cigar Lake Project	Station 2.2B	12										
Cigar Lake Project	Station 2.2C	0										
Clavos Mine	Clavos Mine Drainage Area	0										
Complexe métallurgique Sorel-Tracy	EFF2.2-P84	12										
Complexe métallurgique Sorel-Tracy	Effluent final QIT (point 1.4)	12										
Con Mine	Surveillance Network Program Station 40-1	1										
Copper Cliff Complex	Copper Cliff Wastewater Treatment Plant	11										
Copper Cliff Complex	Nolin Creek Spillway	0										
Copper Cliff Complex	Nolin Creek Wastewater Treatment Plant	11										

TABLE C1: SUMMARY OF EXCEEDANCES FOR FACILITIES SUBJECT TO THE MMER IN 2015: PRESCRIBED PARAMETERS AND PH

Site Identification		Number of Months of Discharge	As 0.5 mg/L	Cu 0.3 mg/L	CN 1 mg/L	Pb 0.2 mg/L	Ni 0.5 mg/L	Zn 0.5 mg/L	TSS 15 mg/L	Ra-226 0.37 Bq/L	pH Low 6	pH High 9.5
Mining Facility Name	Final Discharge Point Name											
Copper Mountain Mine	Co.SW07 - W. Dam Seepage	12										
Copper Mountain Mine	Co.SW09 - Level 6 Adit	12										
Copper Mountain Mine	Co.SW21 - D4 Dump Drainage	12							1			
Copper Mountain Mine	Co.SW27 - E Dam Seepage	10										
Copper Mountain Mine	Co.SW35A - Mill-1 drainage	5										
Copper Mountain Mine	Co.SW36 - Lost Horse Gulch Drainage	12										
Copper Mountain Mine	Co.SW37 - D2 Dump Drainage	12										
Copper Rand (Mine)	Point de Rejet Final 2.1c	9										
Crean Hill Mine	Crean Hill Mine Waste Water Treatment System	12										
David Bell Mine	Quarry Effluent	1										
David Bell Mine	Sedimentation Pond Effluent	5										
David Bell Mine	Sedpond2 Discharge	5										
Detour Lake Mine	T4	0										
Doyon (Mine)	Effluent final du bassin A (D-203)	12										
Duck Pond Operations	Polishing Pond Effluent	11										
Eagle River Mill	Eagle River Mill	7										
Eagle River Mill (part of Magnacon Mine)	Magnacon Mine	0										
Eagle River Mill (part of Mishi Pit)	Mishi Pit	5										
Eagle River Mine	FDP 1	12										

TABLE C1: SUMMARY OF EXCEEDANCES FOR FACILITIES SUBJECT TO THE MMER IN 2015: PRESCRIBED PARAMETERS AND PH

Site Identification		Number of Months of Discharge	As 0.5 mg/L	Cu 0.3 mg/L	CN 1 mg/L	Pb 0.2 mg/L	Ni 0.5 mg/L	Zn 0.5 mg/L	TSS 15 mg/L	Ra-226 0.37 Bq/L	pH Low 6	pH High 9.5
Mining Facility Name	Final Discharge Point Name											
Edwards Mine	Edwards Mine Effluent Discharge 1	0										
Éléonore (Mine)	Effluent final de l'usine de traitement des eaux industrielles (UTEI)	12		*1*	1							
Éléonore (Mine)	Effluent final halde à stérile	0										
Elross Lake Area Iron Ore Mine	Outlet of Sedimentation Pond 2	2							1			
Endako Mines	En.A1 - Tailings Pond 1 South	12										
Endako Mines	En.H1 - Tailings Pond 2 Higginbotham	12										
Endako Mines	En.N1 - Tailings Pond 1 North	12										
Endako Mines	En.S2 - Tailings Pond 2 South	12										
Endako Mines	En.SBC - Endako Pit	12										
Endako Mines	En.W2 - Denak West Pit	9										
Fire Lake (Mine)	Fire Lake 5 (FL-5)	2							1			
Fire Lake (Mine)	Fire Lake-6	0										
Fire Lake (Mine)	Fire Lake-Q	6							1			
Fire Lake (Mine)	Fosse Beaver - Déversoir (FL-2)	12							2			
Flin Flon Complex	North Weir Discharge	12										
Francoeur (Mine)	Effluent final Francoeur	0										
Garson Mine	Garson Mine	12										
Géant Dormant (Mine)	GD-E01, Effluent final bassin d'eau de mine	12										
Géant Dormant (Mine)	GD-E03, Bassin de polissage 2A	4							1			

TABLE C1: SUMMARY OF EXCEEDANCES FOR FACILITIES SUBJECT TO THE MMER IN 2015: PRESCRIBED PARAMETERS AND PH

Site Identification		Number of Months of Discharge	As 0.5 mg/L	Cu 0.3 mg/L	CN 1 mg/L	Pb 0.2 mg/L	Ni 0.5 mg/L	Zn 0.5 mg/L	TSS 15 mg/L	Ra-226 0.37 Bq/L	pH Low 6	pH High 9.5
Mining Facility Name	Final Discharge Point Name											
Giant Mine	Surveillance Network Program Station 43-1	3										
Gibraltar Mine	Gi.ESAD - East Saddle Dam	0										
Gibraltar Mine	Gi.FRD - Fraser River Diffuser	8							1			
Golden Giant Mine	ITF Emergency Spillway	0										
Golden Giant Mine	Waste Water Treatment Plant Effluent	12										
Goldex (Mine)	Effluent final	0										
Goldex (Mine)	Effluent final - Parc à résidus Goldex	3										
Goldex (Mine)	Effluent final puits No. 2	0										
Haley Plant	FDP 1	0										
Hislop Mine	Sedimentation Pond	0										
Holloway Mine	Final Discharge Point	3										
Horne (Fonderie)	Effluent Final Secteur Pelletier	12										
Huckleberry Mine	Hu.EZDD - East Zone Diversion Ditch	0										
Huckleberry Mine	Hu.SC3 - Sediment Control Structure 3	12										
Huckleberry Mine	Hu.SC4 - Sediment Control Structure 4	12										
Huckleberry Mine	HU.SC6 - Sediment Control Structure 6	0										
Huckleberry Mine	HU.SC7 - Sediment Control Structure 7	2							1			
Huckleberry Mine	HU.SC8 - Sediment Control Structure 8	2										

TABLE C1: SUMMARY OF EXCEEDANCES FOR FACILITIES SUBJECT TO THE MMER IN 2015: PRESCRIBED PARAMETERS AND PH

Site Identification		Number of Months of Discharge	As 0.5 mg/L	Cu 0.3 mg/L	CN 1 mg/L	Pb 0.2 mg/L	Ni 0.5 mg/L	Zn 0.5 mg/L	TSS 15 mg/L	Ra-226 0.37 Bq/L	pH Low 6	pH High 9.5
Mining Facility Name	Final Discharge Point Name											
Huckleberry Mine	Hu.TRO - Tahtsa Reach Outfall	10							3		1	
Iron Ore Company of Canada - Carol Project	Hakim Culvert	12										
Iron Ore Company of Canada - Carol Project	Julienne Narrows	12										
Iron Ore Company of Canada - Carol Project	MD30	12										
Iron Ore Company of Canada - Carol Project	MD5	7										
Island Gold Project	IG-2	8										
James Mine	Ruth Pit Outlet	12										
Jolu Mill	Mallard Tailings Management Facility - Cell C Outlet Berm	4										
Key Lake Operation	Station 1.2 - Dewatering Discharge to Horsefly Lake	12										
Key Lake Operation	Station 1.4 - Mill Effluent to Wolf Lake	12										
Kidd Metallurgical Division	Final Effluent Monitoring Point	12										
Kidd Mining Division	Treatment Pond Final Effluent	8										
Kiena (Mine)	Effluent Final	8										
Lac Bachelor	Canal Parshall	12										

TABLE C1: SUMMARY OF EXCEEDANCES FOR FACILITIES SUBJECT TO THE MMER IN 2015: PRESCRIBED PARAMETERS AND PH

Site Identification		Number of Months of Discharge	As 0.5 mg/L	Cu 0.3 mg/L	CN 1 mg/L	Pb 0.2 mg/L	Ni 0.5 mg/L	Zn 0.5 mg/L	TSS 15 mg/L	Ra-226 0.37 Bq/L	pH Low 6	pH High 9.5
Mining Facility Name	**Final Discharge Point Name**											
Lac Bloom (Mine)	EFF-REC2 Effluent de l''unité de traitement des eaux usées de la mine et des bassins de recirculation	7										
Lac des Iles Mine	FDP2 (Veolia) Discharge Point	1										
Lac des Iles Mine	Final Discharge Point 1	6							1			
Lac Herbin (Mine)	Effluent final 1	0										
Lac Herbin (Mine)	Effluent final 2	4										
Langlois (Mine)	Effluent final principal	12										
Lapa (Projet)	Effluent final - bassin de sédimentation	12										
Laronde (Mine)	Effluent final 3A	12										
Lockerby Mine	Number 4 Pond Effluent	9										
Long Harbour Operations	Long Harbour Operations Lower Tier Storm Water Pond	4										
Long Harbour Operations	Long Harbour Operations Marine Effluent Outfall	6										
Lupin Mine	Tailings Polishing Pond No. 2	2										
Macassa Mine	C Dam	12										
Mary River Project	MS-08	2										
Matagami (Mine)	Effluent final (WLD)	12							1			
McAlpine Mill Site	Polishing Pond	12										
McArthur River Operation	Station 2.1	12										
McArthur River Operation	Station 2.1B	0										

TABLE C1: SUMMARY OF EXCEEDANCES FOR FACILITIES SUBJECT TO THE MMER IN 2015: PRESCRIBED PARAMETERS AND PH

Site Identification		Number of Months of Discharge	As 0.5 mg/L	Cu 0.3 mg/L	CN 1 mg/L	Pb 0.2 mg/L	Ni 0.5 mg/L	Zn 0.5 mg/L	TSS 15 mg/L	Ra-226 0.37 Bq/L	pH Low 6	pH High 9.5
Mining Facility Name	Final Discharge Point Name											
McArthur River Operation	Station 2.7	9										
McClean Lake Operation	CM01-B	12										
McClean Lake Operation	CM03	0										
McClean Lake Operation	SC01	5										
McClean Lake Operation	SP01	0										
McWatters Mine	MWD-2	0										
Meadowbank Mine	East Dike Discharge	11										
Meadowbank Mine	Vault Discharge	3										
Meadowbank Mine	Water Treatment Plant	0										
Ming Mine	Wastewater Treatment System Discharge	12									1	
Minto Project	Mi.W3 - Runoff Main Water Dam	12										
Monique (Projet)	Effluent final Monique	1										
Montcalm Project	Montcalm Final Effluent	6										
Mont-Wright (Mine)	DÉVERSEMENT-IRENE	0										
Mont-Wright (Mine)	Déversement-WEBB-1	6							1			
Mont-Wright (Mine)	EFF-HALDE-24	0										
Mont-Wright (Mine)	Point HS-1	12										
Mont-Wright (Mine)	Point MS-2	0										
Mont-Wright (Mine)	Point MS-4	12									3	
Mont-Wright (Mine)	Résurgence-5	8									2	
Mount Polley Mine	Hazeltine Creek Discharge	1										
Mouska (Mine)	Effluent Final	0										
Musselwhite Mine	FDP 1	6										

TABLE C1: SUMMARY OF EXCEEDANCES FOR FACILITIES SUBJECT TO THE MMER IN 2015: PRESCRIBED PARAMETERS AND PH

Site Identification		Number of Months of Discharge	As 0.5 mg/L	Cu 0.3 mg/L	CN 1 mg/L	Pb 0.2 mg/L	Ni 0.5 mg/L	Zn 0.5 mg/L	TSS 15 mg/L	Ra-226 0.37 Bq/L	pH Low 6	pH High 9.5
Mining Facility Name	Final Discharge Point Name											
Myra Falls Operations	MF.11A - Runoff Myra Ponds Effluent	12										
Niobec (Mine)	Effluent final	12								2		
Nugget Pond Mine	Polishing Pond Effluent	11										
Nunavik Nickel (Project)	Effluent final Expo	4										
Nunavik Nickel (Project)	Effluent final Mésamax	3					1					
Phoenix Gold Project	South Discharge Point	3										
Pine Cove Property	Polishing Pond	10										
Podolsky Mine	Norman North Bog Outlet	12										
Porcupine Gold Mines (Dome Mine)	Mine Effluent Treatment Plant - Dome Mine	4										
Porcupine Gold Mines (Dome Mine)	Mine Water Storage Pond - Dome Mine	12										
Porcupine Gold Mines (Hollinger Mine)	Little Pearl Mine Water	3										
Porcupine Gold Mines (Owl Creek Pit)	Owl Creek Discharge 1	0										
Porcupine Gold Mines (Owl Creek Pit)	Owl Creek Discharge 2	2										
Porcupine Gold Mines (Pamour Mine)	Pamour Mine Water	9										
Quebec Lithium (Mine)	Effluent final	5										
Rabbit Lake Operation	Station 2.3.3	12										
Raglan (Mine)	DIR-HSA	0										
Raglan (Mine)	Dir-SPOON	3										
Raglan (Mine)	DIR-UT	6										
Raglan (Mine)	DIR-Z3	6										
Rainy River Project	Sump 3	0										

TABLE C1: SUMMARY OF EXCEEDANCES FOR FACILITIES SUBJECT TO THE MMER IN 2015: PRESCRIBED PARAMETERS AND PH

Site Identification		Number of Months of Discharge	As 0.5 mg/L	Cu 0.3 mg/L	CN 1 mg/L	Pb 0.2 mg/L	Ni 0.5 mg/L	Zn 0.5 mg/L	TSS 15 mg/L	Ra-226 0.37 Bq/L	pH Low 6	pH High 9.5
Mining Facility Name	Final Discharge Point Name											
Rainy River Project	Process Plant Site	0										
Red Chris Mine	North Reclaim Dam Discharge	6										
Red Lake Mine	G1	0										
Red Lake Mine	G2	4										
Red Lake Mine	Shaft 3 Mine Water Settling Pond	0										
Redstone Mine	RSD-2	9										
Restigouche Mine	Mixing Structure Discharge	0										
Rice Lake Gold Mine	FDP1 - End of Pipe	3							1			
RioTinto Alcan Usine Vaudreuil	Émissaire-B	12										
RioTinto Alcan Usine Vaudreuil	Émissaire-C	12							1			
Santoy 8 Mine	S8SP Final Discharge Point	5										
Scotia Mine (also known as ScoZinc Project)	Polishing Pond Outlet	12										
Seabee Gold Mine	Final Discharge Point 1.2	12										
Seabee Gold Mine	Final Discharge Point 1.3	0										
Seabee Gold Mine	Final Discharge Point 1.5	4										
Shakespeare Nickel Mine	MISA Weir	1										
Sigma (Mine)	Effluent final EFF1	11										
Snow Lake Mill	Anderson Lake Discharge	7										
Snow Lake Mine	SWM-02	6										

TABLE C1: SUMMARY OF EXCEEDANCES FOR FACILITIES SUBJECT TO THE MMER IN 2015: PRESCRIBED PARAMETERS AND PH

Site Identification		Number of Months of Discharge	As 0.5 mg/L	Cu 0.3 mg/L	CN 1 mg/L	Pb 0.2 mg/L	Ni 0.5 mg/L	Zn 0.5 mg/L	TSS 15 mg/L	Ra-226 0.37 Bq/L	pH Low 6	pH High 9.5
Mining Facility Name	Final Discharge Point Name											
Snow Lake Mine	SWM-03 (Birch Lake Outlet Embankment Decant Discharge)	1										
Snow Lake Mine	SWM-07	6										
Sudbury Integrated Nickel Operations - Smelter	Final Effluent at NIR Road	12										
Sudbury Integrated Nickel Operations - Strathcona	Fecunis RR Bridge	12										
Tanco Mine	West Discharge (Compliance Point)	12							2			1
Thompson Complex	Misery Weir	12										
Thompson Complex	Station B	12										
Timmins West Complex	TR-1	12										
Tio (Mine)	Aiguillage Sud	12										
Tio (Mine)	E-Lac 166	8										
Tio (Mine)	Lac 211.4	8										
Tio (Mine)	Lac Grondin	0										
Tio (Mine)	Résurgence Léo	12					1					
Totten Mine	Totten Discharge	9										
Trout Lake Mine	Trout Lake Surface Sump Discharge	2										
Vezza (Mine)	Bassin de polissage	3										
Victoria Advanced Mine Exploration Project	Wastewater Treatment Plant Discharge	0										
Voisey's Bay Mine - Mill	Port Site Sedimentation Pond	1										
Voisey's Bay Mine - Mill	Sedimentation Pond A Discharge	0										

TABLE C1: SUMMARY OF EXCEEDANCES FOR FACILITIES SUBJECT TO THE MMER IN 2015: PRESCRIBED PARAMETERS AND PH

Site Identification		Number of Months of Discharge	As 0.5 mg/L	Cu 0.3 mg/L	CN 1 mg/L	Pb 0.2 mg/L	Ni 0.5 mg/L	Zn 0.5 mg/L	TSS 15 mg/L	Ra-226 0.37 Bq/L	pH Low 6	pH High 9.5
Mining Facility Name	Final Discharge Point Name											
Voisey's Bay Mine - Mill	Sedimentation Pond B	0										
Voisey's Bay Mine - Mill	South of Ovoid Final Discharge Point	0										
Voisey's Bay Mine - Mill	South Sedimentation Pond	0										
Voisey's Bay Mine - Mill	Treated Effluent Final Discharge Point	11										
Wabush Mines Joint Venture - Scully Mine	East Pit 1 Dewatering	0										
Wabush Mines Joint Venture - Scully Mine	East Pit 2 Dewatering	8									2	
Wabush Mines Joint Venture - Scully Mine	East Pit Dewatering East	0										
Wabush Mines Joint Venture - Scully Mine	Flora Lake Discharge	12							2		1	
Wabush Mines Joint Venture - Scully Mine	Knoll Lake Inflow	1							1			
Wabush Mines Joint Venture - Scully Mine	Loadout Ditch Discharge	0										
Wabush Mines Joint Venture - Scully Mine	Shops East Discharge	0										
Wabush Mines Joint Venture - Scully Mine	Shops South Discharge	0										
Wabush Mines Joint Venture - Scully Mine	Tailings Discharge	0										
Wabush Mines Joint Venture - Scully Mine	Tailings Line Emergency Dump Basin 1	3										
Wabush Mines Joint Venture - Scully Mine	West Pit Extension Settling Basin	0										
WillaMax Project	MM.SiteD - Mine Portal Settling Pond	0										

TABLE C1: SUMMARY OF EXCEEDANCES FOR FACILITIES SUBJECT TO THE MMER IN 2015: PRESCRIBED PARAMETERS AND PH

Site Identification		Number of Months of Discharge	As 0.5 mg/L	Cu 0.3 mg/L	CN 1 mg/L	Pb 0.2 mg/L	Ni 0.5 mg/L	Zn 0.5 mg/L	TSS 15 mg/L	Ra-226 0.37 Bq/L	pH Low 6	pH High 9.5
Mining Facility Name	**Final Discharge Point Name**											
WillaMax Project	MM.Sitel - Settling Ponds Decant	12										
WillaMax Project	MM.TP - Tailings Pond Discharge	3										
Williams Mine	Polishing Pond Discharge CP 0400	0										
Williams Mine	Stormwater Pond CP 0300	3										
Williams Mine	Stormwater Pond CP 102	10										
Williams Mine	Stormwater Pond CP 400A	5										
Williams Mine	Treated Effluent CP 0201	8										
Wolverine Project	Wo.TSF - Tailings Storage Facility	1										
Yellow Giant Mine	BRG-EFF - Barge Channel Outfall	5							1			
Yellowjacket Gold Mine	Ye.TSF - Tailings Storage Facility	0										
Young-Davidson Mine	Mine Water Pond Final Discharge	8										
Yukon Refinery	Secondary Pond	0										
Total Exceedances			**0**	**1**	**1**	**0**	**2**	**0**	**29**	**5**	**10**	**1**

TABLE C2: PERFORMANCE SUMMARY FOR FACILITIES SUBJECT TO THE MMER IN 2015: RAINBOW TROUT (RT) ACUTE LETHALITY AND *DAPHNIA MAGNA* (DM) MONITORING TESTS

Site Identification						
Mining Facility Name	**Final Discharge Point Name**	**Number of Months of Discharge**	**RT Total**	**RT Fail**	**DM Total**	**DM Fail**
Aurbel (Mine)	Effluent final Aurbel	4	4		4	2
Barry (Mine)	V-Notch	3	3		3	
Beaufor	Effluent Final	12	4		4	
Beaver Brook Antimony Mine	Site 16 - Polishing Pond Discharge	12	5		5	
Bell Creek Mine and Mill	Effluent Treatment Plant Discharge	0	0		0	
Bell Creek Mine and Mill	Phase 1 and 2 Seepage Collection Ditch	0	0		0	
Bell Creek Mine and Mill	Phase 3 Seepage Collection Ditch	0	0		0	
Bell Creek Mine and Mill	Polishing Pond	11.	11		11	
Bellekeno Mine	Be.KV43 - Bellekeno 625 Treatment Pond Decant	11	10		10	
Birchtree Mine	Birchtree Effluent Treatment Plant	12	4		4	1
Black Fox Mill Complex	Direct Tailings Pond Effluent	0	0		0	
Black Fox Mill Complex	Polishing Pond Effluent	4	4		4	
Black Fox Mine	Pike River Discharge Point	12	13		14	
Black Fox Mine	Salve Creek Transitional Period Discharge Point	0	0		0	
Bonanza Ledge Mine	Sediment Control Pond	7	6		6	
Brunswick No. 12	3333 Final Effluent	11	4		4	1
Bucko Lake Mine	Settling Pond Discharge	9	9	1	9	8
Camflo (Usine)	Effluent Final	12	5		5	
Campbell Mine	WETOUT	6	7		7	
Canadian Malartic (Mine)	Effluent final	12	12		12	
Cantung Mine	4-27-2 Culvert	12	5		12	2
Cantung Mine	Polishing Pond Four and Bore Hole 4-28-1	12	4		4	
Cantung Mine	Portal Main Adit 4-13	2	2		2	
Cantung Mine	Settling Pond 5-2	3	3		3	
Caribou Mine - Mill	Polishing Pond Effluent	12	12		12	2
Casa Berardi (Mine)	Effluent final - Point A	5	5		5	
Chisel North Mine	Chisel North Mine Discharge	11	6		6	
Cigar Lake Project	Station 2.2	0	0		0	
Cigar Lake Project	Station 2.2B	12	5		5	1
Cigar Lake Project	Station 2.2C	0	0		0	
Clavos Mine	Clavos Mine Drainage Area	0	0		0	
Complexe métallurgique Sorel-Tracy	EFF2.2-P84	12	4		4	
Complexe métallurgique Sorel-Tracy	Effluent final QIT (point 1.4)	12	5		5	
Con Mine	Surveillance Network Program Station 40-1	1	2		2	
Copper Cliff Complex	Copper Cliff Wastewater Treatment Plant	11	4		4	
Copper Cliff Complex	Nolin Creek Spillway	0	0		0	
Copper Cliff Complex	Nolin Creek Wastewater Treatment Plant	11	4		4	
Copper Mountain Mine	Co.SW07 - W. Dam Seepage	12	4		4	

TABLE C2: PERFORMANCE SUMMARY FOR FACILITIES SUBJECT TO THE MMER IN 2015: RAINBOW TROUT (RT) ACUTE LETHALITY AND *DAPHNIA MAGNA* (DM) MONITORING TESTS

Site Identification						
Mining Facility Name	**Final Discharge Point Name**	**Number of Months of Discharge**	**RT Total**	**RT Fail**	**DM Total**	**DM Fail**
Copper Mountain Mine	Co.SW09 - Level 6 Adit	12	4		4	
Copper Mountain Mine	Co.SW21 - D4 Dump Drainage	12	4		4	
Copper Mountain Mine	Co.SW27 - E Dam Seepage	10	4		4	
Copper Mountain Mine	Co.SW35A - Mill-1 drainage	5	5		5	
Copper Mountain Mine	Co.SW36 - Lost Horse Gulch Drainage	12	4		4	
Copper Mountain Mine	Co.SW37 - D2 Dump Drainage	12	4		4	
Copper Rand (Mine)	Point de Rejet Final 2.1c	9	4		4	
Crean Hill Mine	Crean Hill Mine Waste Water Treatment System	12	4		4	
David Bell Mine	Quarry Effluent	1	1		1	
David Bell Mine	Sedimentation Pond Effluent	5	5		5	
David Bell Mine	Sedpond2 Discharge	5	5		5	
Detour Lake Mine	T4	0	0		0	
Doyon (Mine)	Effluent final du bassin A (D-203)	12	4		4	
Duck Pond Operations	Polishing Pond Effluent	11	11		11	3
Eagle River Mill	Eagle River Mill	7	7		7	
Eagle River Mill (part of Magnacon Mine)	Magnacon Mine	0	0		0	
Eagle River Mill (part of Mishi Pit)	Mishi Pit	5	5		5	
Eagle River Mine	FDP 1	12	4		4	
Edwards Mine	Edwards Mine Effluent Discharge 1	0	0		0	
Éléonore (Mine)	Effluent final de l'usine de traitement des eaux industrielles (UTEI)	12	33	29	32	31
Éléonore (Mine)	Effluent final halde à stérile	0	0		0	
Elross Lake Area Iron Ore Mine	Outlet of Sedimentation Pond 2	2	1	1	0	
Endako Mines	En.A1 - Tailings Pond 1 South	12	4		4	
Endako Mines	En.H1 - Tailings Pond 2 Higginbotham	12	4		4	
Endako Mines	En.N1 - Tailings Pond 1 North	12	4		4	
Endako Mines	En.S2 - Tailings Pond 2 South	12	4		4	
Endako Mines	En.SBC - Endako Pit	12	4		4	
Endako Mines	En.W2 - Denak West Pit	9	4		4	
Fire Lake (Mine)	Fire Lake 5 (FL-5)	2	1		1	
Fire Lake (Mine)	Fire Lake-6	0	0		0	
Fire Lake (Mine)	Fire Lake-Q	6	3		9	
Fire Lake (Mine)	Fosse Beaver - Déversoir (FL-2)	12	23		23	1
Flin Flon Complex	North Weir Discharge	12	4		4	2
Francoeur (Mine)	Effluent final Francoeur	0	0		0	
Garson Mine	Garson Mine	12	4		4	
Géant Dormant (Mine)	GD-E01, Effluent final bassin d''eau de mine	12	5		5	
Géant Dormant (Mine)	GD-E03, Bassin de polissage 2A	4	1		1	
Giant Mine	Surveillance Network Program Station 43-1	3	3		3	

TABLE C2: PERFORMANCE SUMMARY FOR FACILITIES SUBJECT TO THE MMER IN 2015: RAINBOW TROUT (RT) ACUTE LETHALITY AND *DAPHNIA MAGNA* (DM) MONITORING TESTS

Site Identification						
Mining Facility Name	**Final Discharge Point Name**	**Number of Months of Discharge**	**RT Total**	**RT Fail**	**DM Total**	**DM Fail**
Gibraltar Mine	Gi.ESAD - East Saddle Dam	0	0		0	
Gibraltar Mine	Gi.FRD - Fraser River Diffuser	8	9		9	
Golden Giant Mine	ITF Emergency Spillway	0	0		0	
Golden Giant Mine	Waste Water Treatment Plant Effluent	12	12		12	
Goldex (Mine)	Effluent final	0	0		0	
Goldex (Mine)	Effluent final - Parc à résidus Goldex	3	3		3	
Goldex (Mine)	Effluent final puits No. 2	0	0		0	
Haley Plant	FDP 1	0	0		0	
Hislop Mine	Sedimentation Pond	0	0		0	
Holloway Mine	Final Discharge Point	3	3		3	
Horne (Fonderie)	Effluent Final Secteur Pelletier	12	9		11	
Huckleberry Mine	Hu.EZDD - East Zone Diversion Ditch	0	0		0	
Huckleberry Mine	Hu.SC3 - Sediment Control Structure 3	12	7		7	
Huckleberry Mine	Hu.SC4 - Sediment Control Structure 4	12	8		9	1
Huckleberry Mine	HU.SC6 - Sediment Control Structure 6	0	0		0	
Huckleberry Mine	HU.SC7 - Sediment Control Structure 7	2	1		1	
Huckleberry Mine	HU.SC8 - Sediment Control Structure 8	2	1		1	
Huckleberry Mine	Hu.TRO - Tahtsa Reach Outfall	10	8		8	
Iron Ore Company of Canada - Carol Project	Hakim Culvert	12	12		12	
Iron Ore Company of Canada - Carol Project	Julienne Narrows	12	12		12	
Iron Ore Company of Canada - Carol Project	MD30	12	12		12	
Iron Ore Company of Canada - Carol Project	MD5	7	7		7	
Island Gold Project	IG-2	8	8		8	
James Mine	Ruth Pit Outlet	12	4		4	
Jolu Mill	Mallard Tailings Management Facility - Cell C Outlet Berm	4	4		4	
Key Lake Operation	Station 1.2 - Dewatering Discharge to Horsefly Lake	12	5		4	
Key Lake Operation	Station 1.4 - Mill Effluent to Wolf Lake	12	4		4	1
Kidd Metallurgical Division	Final Effluent Monitoring Point	12	4		4	
Kidd Mining Division	Treatment Pond Final Effluent	8	3		3	
Kiena (Mine)	Effluent Final	8	8		8	
Lac Bachelor	Canal Parshall	12	12		12	
Lac Bloom (Mine)	EFF-REC2 Effluent de l''unité de traitement des eaux usées de la mine et des bassins de recirculation	7	7		7	
Lac des Iles Mine	FDP2 (Veolia) Discharge Point	1	1		1	
Lac des Iles Mine	Final Discharge Point 1	6	6		6	2

TABLE C2: PERFORMANCE SUMMARY FOR FACILITIES SUBJECT TO THE MMER IN 2015: RAINBOW TROUT (RT) ACUTE LETHALITY AND *DAPHNIA MAGNA* (DM) MONITORING TESTS

Site Identification						
Mining Facility Name	**Final Discharge Point Name**	**Number of Months of Discharge**	**RT Total**	**RT Fail**	**DM Total**	**DM Fail**
Lac Herbin (Mine)	Effluent final 1	0	0		0	
Lac Herbin (Mine)	Effluent final 2	4	2		2	
Langlois (Mine)	Effluent final principal	12	16	1	12	
Lapa (Projet)	Effluent final - bassin de sédimentation	12	12		12	
Laronde (Mine)	Effluent final 3A	12	12		12	
Lockerby Mine	Number 4 Pond Effluent	9	3		3	
Long Harbour Operations	Long Harbour Operations Lower Tier Storm Water Pond	4	5		5	
Long Harbour Operations	Long Harbour Operations Marine Effluent Outfall	6	6		6	
Lupin Mine	Tailings Polishing Pond No. 2	2	2		2	
Macassa Mine	C Dam	12	12		12	
Mary River Project	MS-08	2	3		3	
Matagami (Mine)	Effluent final (WLD)	12	12		12	
McAlpine Mill Site	Polishing Pond	12	4		13	1
McArthur River Operation	Station 2.1	12	4		4	
McArthur River Operation	Station 2.1B	0	0		0	
McArthur River Operation	Station 2.7	9	3		3	
McClean Lake Operation	CM01-B	12	4		4	
McClean Lake Operation	CM03	0	0		0	
McClean Lake Operation	SC01	5	3		3	
McClean Lake Operation	SP01	0	0		0	
McWatters Mine	MWD-2	0	0		0	
Meadowbank Mine	East Dike Discharge	11	11		11	
Meadowbank Mine	Vault Discharge	3	3		3	
Meadowbank Mine	Water Treatment Plant	0	0		0	
Ming Mine	Wastewater Treatment System Discharge	12	13		13	
Minto Project	Mi.W3 - Runoff Main Water Dam	12	4		4	
Monique (Projet)	Effluent final Monique	1	1		1	
Montcalm Project	Montcalm Final Effluent	6	6		6	
Mont-Wright (Mine)	DÉVERSEMENT-IRENE	0	0		0	
Mont-Wright (Mine)	Déversement-WEBB-1	6	9	1	13	
Mont-Wright (Mine)	EFF-HALDE-24	0	0		0	
Mont-Wright (Mine)	Point HS-1	12	6		7	
Mont-Wright (Mine)	Point MS-2	0	0		0	
Mont-Wright (Mine)	Point MS-4	12	43		43	4
Mont-Wright (Mine)	Résurgence-5	8	14		14	1
Mount Polley Mine	Hazeltine Creek Discharge	1	1		1	
Mouska (Mine)	Effluent Final	0	0		0	
Musselwhite Mine	FDP 1	6	6		6	
Myra Falls Operations	MF.11A - Runoff Myra Ponds Effluent	12	4		4	
Niobec (Mine)	Effluent final	12	4		4	1

TABLE C2: PERFORMANCE SUMMARY FOR FACILITIES SUBJECT TO THE MMER IN 2015: RAINBOW TROUT (RT) ACUTE LETHALITY AND *DAPHNIA MAGNA* (DM) MONITORING TESTS

Site Identification						
Mining Facility Name	**Final Discharge Point Name**	**Number of Months of Discharge**	**RT Total**	**RT Fail**	**DM Total**	**DM Fail**
Nugget Pond Mine	Polishing Pond Effluent	11	11		11	
Nunavik Nickel (Projet)	Effluent final Expo	4	4		4	1
Nunavik Nickel (Projet)	Effluent final Mésamax	3	4	2	4	2
Phoenix Gold Project	South Discharge Point	3	3		3	
Pine Cove Property	Polishing Pond	10	4		4	
Podolsky Mine	Norman North Bog Outlet	12	4		4	
Porcupine Gold Mines (Dome Mine)	Mine Effluent Treatment Plant - Dome Mine	4	4		4	
Porcupine Gold Mines (Dome Mine)	Mine Water Storage Pond - Dome Mine	12	4		4	
Porcupine Gold Mines (Hollinger Mine)	Little Pearl Mine Water	3	3		3	
Porcupine Gold Mines (Owl Creek Pit)	Owl Creek Discharge 1	0	0		0	
Porcupine Gold Mines (Owl Creek Pit)	Owl Creek Discharge 2	2	2		2	
Porcupine Gold Mines (Pamour Mine)	Pamour Mine Water	9	3		3	
Quebec Lithium (Mine)	Effluent final	5	16	4	16	
Rabbit Lake Operation	Station 2.3.3	12	4		4	
Raglan (Mine)	DIR-HSA	0	0		0	
Raglan (Mine)	Dir-SPOON	3	3		3	1
Raglan (Mine)	DIR-UT	6	6		6	
Raglan (Mine)	DIR-Z3	6	6		6	1
Rainy River Project	Sump 3	0	0		0	
Rainy River Project	Process Plant Site	0	0		0	
Red Chris Mine	North Reclaim Dam Discharge	6	4		4	
Red Lake Mine	G1	0	0		0	
Red Lake Mine	G2	4	4		4	
Red Lake Mine	Shaft 3 Mine Water Settling Pond	0	0		0	
Redstone Mine	RSD-2	9	9		9	
Restigouche Mine	Mixing Structure Discharge	0	0		0	
Rice Lake Gold Mine	FDP1 - End of Pipe	3	9		9	
RioTinto Alcan Usine Vaudreuil	Émissaire-B	12	12		12	
RioTinto Alcan Usine Vaudreuil	Émissaire-C	12	12		15	4
Santoy 8 Mine	S8SP Final Discharge Point	5	5		5	
Scotia Mine (also known as ScoZinc Project)	Polishing Pond Outlet	12	4		4	
Seabee Gold Mine	Final Discharge Point 1.2	12	4		4	
Seabee Gold Mine	Final Discharge Point 1.3	0	0		0	
Seabee Gold Mine	Final Discharge Point 1.5	4	4		4	
Shakespeare Nickel Mine	MISA Weir	1	1		1	

TABLE C2: PERFORMANCE SUMMARY FOR FACILITIES SUBJECT TO THE MMER IN 2015: RAINBOW TROUT (RT) ACUTE LETHALITY AND *DAPHNIA MAGNA* (DM) MONITORING TESTS

Site Identification						
Mining Facility Name	**Final Discharge Point Name**	**Number of Months of Discharge**	**RT Total**	**RT Fail**	**DM Total**	**DM Fail**
Sigma (Mine)	Effluent final EFF1	11	10		10	
Snow Lake Mill	Anderson Lake Discharge	7	7		7	
Snow Lake Mine	SWM-02	6	3		3	
Snow Lake Mine	SWM-03 (Birch Lake Outlet Embankment Decant Discharge)	1	1		1	
Snow Lake Mine	SWM-07	6	4		4	
Sudbury Integrated Nickel Operations - Smelter	Final Effluent at NIR Road	12	4		4	
Sudbury Integrated Nickel Operations - Strathcona	Fecunis RR Bridge	12	4		4	
Tanco Mine	West Discharge (Compliance Point)	12	4		4	
Thompson Complex	Misery Weir	12	4		4	
Thompson Complex	Station B	12	4		4	
Timmins West Complex	TR-1	12	12		12	
Tio (Mine)	Aiguillage Sud	12	12		12	
Tio (Mine)	E-Lac 166	8	8		8	
Tio (Mine)	Lac 211.4	8	8		8	
Tio (Mine)	Lac Grondin	0	0		0	
Tio (Mine)	Résurgence Léo	12	12		12	
Totten Mine	Totten Discharge	9	3		3	
Trout Lake Mine	Trout Lake Surface Sump Discharge	2	1		1	
Vezza (Mine)	Bassin de polissage	3	2		2	
Victoria Advanced Mine Exploration Project	Wastewater Treatment Plant Discharge	0	0		0	
Voisey's Bay Mine - Mill	Port Site Sedimentation Pond	1	1		1	
Voisey's Bay Mine - Mill	Sedimentation Pond A Discharge	0	0		0	
Voisey's Bay Mine - Mill	Sedimentation Pond B	0	0		0	
Voisey's Bay Mine - Mill	South of Ovoid Final Discharge Point	0	0		0	
Voisey's Bay Mine - Mill	South Sedimentation Pond	0	0		0	
Voisey's Bay Mine - Mill	Treated Effluent Final Discharge Point	11	5		5	1
Wabush Mines Joint Venture - Scully Mine	East Pit 1 Dewatering	0	0		0	
Wabush Mines Joint Venture - Scully Mine	East Pit 2 Dewatering	8	3		3	
Wabush Mines Joint Venture - Scully Mine	East Pit Dewatering East	0	0		0	
Wabush Mines Joint Venture - Scully Mine	Flora Lake Discharge	12	4		4	2
Wabush Mines Joint Venture - Scully Mine	Knoll Lake Inflow	1	1		1	
Wabush Mines Joint Venture - Scully Mine	Loadout Ditch Discharge	0	0		0	

TABLE C2: PERFORMANCE SUMMARY FOR FACILITIES SUBJECT TO THE MMER IN 2015: RAINBOW TROUT (RT) ACUTE LETHALITY AND *DAPHNIA MAGNA* (DM) MONITORING TESTS

Site Identification						
Mining Facility Name	**Final Discharge Point Name**	**Number of Months of Discharge**	**RT Total**	**RT Fail**	**DM Total**	**DM Fail**
Wabush Mines Joint Venture - Scully Mine	Shops East Discharge	0	0		0	
Wabush Mines Joint Venture - Scully Mine	Shops South Discharge	0	0		0	
Wabush Mines Joint Venture - Scully Mine	Tailings Discharge	0	0		0	
Wabush Mines Joint Venture - Scully Mine	Tailings Line Emergency Dump Basin 1	3	2		2	
Wabush Mines Joint Venture - Scully Mine	West Pit Extension Settling Basin	0	0		0	
WillaMax Project	MM.SiteD - Mine Portal Settling Pond	0	0		0	
WillaMax Project	MM.SiteI - Settling Ponds Decant	12	4		3	
WillaMax Project	MM.TP - Tailings Pond Discharge	3	2		1	
Williams Mine	Polishing Pond Discharge CP 0400	0	0		0	
Williams Mine	Stormwater Pond CP 0300	3	3		3	
Williams Mine	Stormwater Pond CP 102	10	10		10	
Williams Mine	Stormwater Pond CP 400A	5	5		5	
Williams Mine	Treated Effluent CP 0201	8	9		9	1
Wolverine Project	Wo.TSF - Tailings Storage Facility	1	1		0	
Yellow Giant Mine	BRG-EFF - Barge Channel Outfall	5	5		5	
Yellowjacket Gold Mine	Ye.TSF - Tailings Storage Facility	0	0		0	
Young-Davidson Mine	Mine Water Pond Final Discharge	8	8		8	
Yukon Refinery	Secondary Pond	0	0		0	
Summary			**1056**	**39**	**1080**	**78**

APPENDIX D: EFFLUENT QUALITY DATA FOR MINING FACILITIES IN 2015

NOTE TO THE READER

The tables in Appendix D show summarized monthly data for each final discharge point (FDP) for each mining facility that was subject to the *Metal Mining Effluent Regulations* (MMER) in 2015. Identifying information includes:

- mine/mill name
- mine/mill operator name
- mine/mill product(s) (main product listed first)
- mine/mill address
- FDP identification

There is one page for each FDP showing the monthly mean data reported by the mining facility owner or operator to Environment and Climate Change Canada as per section 22 of the Regulations. The tables are sorted in alphabetical order based on mine/mill name.

Each row in the tables represents a parameter for which testing is required under the MMER and the numbers shown in the table are the averages of all of the reported data for each month, for each parameter. The limits for each parameter are also shown in the second data column in the table. Parameters that exceeded the regulatory limits are highlighted in the tables for ease of identification.

Results of testing for acute lethality in rainbow trout (as per section 14 of the Regulations) and for *Daphnia magna* monitoring (section 17 of the Regulations) are shown in the four rows near the bottom of the tables. A "pass" for the rainbow trout acute lethality test and the *Daphnia magna* monitoring test indicates that the percentage of mortality was less than or equal to 50%. A "fail" indicates that the percentage of mortality was greater than 50%.

The additional notations used in the tables are explained at the bottom of each page, including "ND" for No Deposit, "RF" for Reduced Frequency, "NCU" for No Cyanide Used, and a "-" when no data was reported but the data was expected[8].

"No Deposit (ND)" is used in the case where the mine reports no effluent flow from a final discharge point in a given month.

"Reduced Frequency (RF)" indicates that the mining facility has met the requirements of subsections 13(1),13(2) or 16(1) of the MMER, which allow the facility to conduct the testing of effluent and acute lethality on a quarterly basis (versus weekly, as is otherwise required). Given this, the mining facility was not required to report on the given parameter in that month.

"No Cyanide Used (NCU)" indicates that the mining facility reported not using cyanide as a process reagent and was not required to record the concentration of that substance as per subsection 12(3) of the MMER.

[8] The mines are required to report effluent data, or ND or RF or NCU in the case no sampling was required.

METAL MINING EFFLUENT REGULATIONS (MMER)
2015 EFFLUENT COMPLIANCE

MINE/MILL NAME	Aurbel (Mine)
OPERATOR NAME	QMX Gold Corporation
PRODUCT(S)	Gold
ADDRESS	1900 Brador Road, Val-d'Or, Quebec J9P 0A4
EFFLUENT DISCHARGE POINT	Effluent final Aurbel

PARAMETERS	LIMITS	JAN.	FEB.	MAR.	APRIL	MAY	JUNE	JULY	AUG.	SEP.	OCT.	NOV.	DEC.
As (mg/L)	0.5	ND	ND	ND	ND	0,0003	ND	0,0003	ND	0,0081	ND	0,0064	ND
Cu (mg/L)	0.3	ND	ND	ND	ND	0,0955	ND	0,0734	ND	0,0500	ND	0,1537	ND
CN (mg/L)	1.0	ND	ND	ND	ND	0,0140	ND	0,0025	ND	0,0025	ND	0,0025	ND
Pb (mg/L)	0.2	ND	ND	ND	ND	0,0021	ND	0,0002	ND	0,0002	ND	0,0002	ND
Ni (mg/L)	0.5	ND	ND	ND	ND	0,0076	ND	0,0035	ND	0,0012	ND	0,0111	ND
Zn (mg/L)	0.5	ND	ND	ND	ND	0,0070	ND	0,0005	ND	0,0033	ND	0,0100	ND
TSS (mg/L)	15	ND	ND	ND	ND	5,00	ND	4,50	ND	1,75	ND	7,00	ND
Ra-226 (Bq/L)	0.37	ND	ND	ND	ND	0,0010	ND	0,0010	ND	0,0010	ND	0,0010	ND
pH low	≥6.0	ND	ND	ND	ND	8,1	ND	8,5	ND	8,2	ND	8,2	ND
pH high	≤9.5	ND	ND	ND	ND	8,1	ND	8,7	ND	8,5	ND	8,2	ND
Flow (m^3/month)	—	ND	ND	ND	ND	14 199	ND	16 431	ND	14 619	ND	11 729	ND
Rainbow Trout	Pass	ND	ND	ND	ND	1	ND	1	ND	1	ND	1	ND
Acute Lethality Test	Fail	ND	ND	ND	ND	0	ND	0	ND	0	ND	0	ND
Daphnia magna	Pass	ND	ND	ND	ND	0	ND	1	ND	1	ND	0	ND
Monitoring Test	Fail	ND	ND	ND	ND	1	ND	0	ND	0	ND	1	ND

Comments:

NOTES:
ND: No Deposit **RF:** Reduced Frequency **NCU:** No Cyanide Used **Pass:** ≤50% Mortality **Fail:** >50% Mortality **— :** No data reported
Highlighted data indicate that a monthly effluent quality standard was exceeded for that month.
A "Pass" for the *Daphnia magna* monitoring test is not a requirement.

METAL MINING EFFLUENT REGULATIONS (MMER)
2015 EFFLUENT COMPLIANCE

MINE/MILL NAME	Barry (Mine)
OPERATOR NAME	Ressources Métanor Incorporé
PRODUCT(S)	Gold
ADDRESS	200 Mine Road, Desmaraisville, Quebec J0Y 1H0
EFFLUENT DISCHARGE POINT	V-Notch

PARAMETERS	LIMITS	JAN.	FEB.	MAR.	APRIL	MAY	JUNE	JULY	AUG.	SEP.	OCT.	NOV.	DEC.
As (mg/L)	0.5	ND	ND	ND	ND	0,0003	0,0009	0,0005	ND	ND	ND	ND	ND
Cu (mg/L)	0.3	ND	ND	ND	ND	0,0017	0,0013	0,0018	ND	ND	ND	ND	ND
CN (mg/L)	1.0	ND	ND	ND	ND	0,0025	0,0038	0,0038	ND	ND	ND	ND	ND
Pb (mg/L)	0.2	ND	ND	ND	ND	0,0001	0,0001	0,0001	ND	ND	ND	ND	ND
Ni (mg/L)	0.5	ND	ND	ND	ND	0,0005	0,0009	0,0005	ND	ND	ND	ND	ND
Zn (mg/L)	0.5	ND	ND	ND	ND	0,0148	0,0067	0,0035	ND	ND	ND	ND	ND
TSS (mg/L)	15	ND	ND	ND	ND	2,29	0,69	0,50	ND	ND	ND	ND	ND
Ra-226 (Bq/L)	0.37	ND	ND	ND	ND	0,0010	0,0010	0,0010	ND	ND	ND	ND	ND
pH low	≥6.0	ND	ND	ND	ND	7,8	8,2	8,1	ND	ND	ND	ND	ND
pH high	≤9.5	ND	ND	ND	ND	8,2	8,5	8,2	ND	ND	ND	ND	ND
Flow (m^3/month)	—	ND	ND	ND	ND	16 238	27 175	11 055	ND	ND	ND	ND	ND
Rainbow Trout	Pass	ND	ND	ND	ND	1	1	1	ND	ND	ND	ND	ND
Acute Lethality Test	Fail	ND	ND	ND	ND	0	0	0	ND	ND	ND	ND	ND
Daphnia magna	Pass	ND	ND	ND	ND	1	1	1	ND	ND	ND	ND	ND
Monitoring Test	Fail	ND	ND	ND	ND	0	0	0	ND	ND	ND	ND	ND

Comments:

NOTES:
ND: No Deposit **RF:** Reduced Frequency **NCU:** No Cyanide Used **Pass:** ≤50% Mortality **Fail:** >50% Mortality **— :** No data reported
Highlighted data indicate that a monthly effluent quality standard was exceeded for that month.
A "Pass" for the *Daphnia magna* monitoring test is not a requirement.

METAL MINING EFFLUENT REGULATIONS (MMER)
2015 EFFLUENT COMPLIANCE

MINE/MILL NAME	Beaufor
OPERATOR NAME	Mines Richmont Incorporé
PRODUCT(S)	Gold
ADDRESS	776 Perron Road, Val-d'Or, Quebec J9P 0C3
EFFLUENT DISCHARGE POINT	Effluent Final

PARAMETERS	LIMITS	JAN.	FEB.	MAR.	APRIL	MAY	JUNE	JULY	AUG.	SEP.	OCT.	NOV.	DEC.
As (mg/L)	0.5	0,0019	0,0003	0,0003	0,0003	0,0003	0,0003	0,0003	0,0003	0,0003	0,0003	0,0003	0,0005
Cu (mg/L)	0.3	0,0112	0,0097	0,0080	0,0094	0,0089	0,0068	0,0120	0,0081	0,0065	0,0068	0,0130	0,0124
CN (mg/L)	1.0	NCU	NCU	NCU	NCU	NCU	NCU	NCU	NCU	NCU	NCU	NCU	NCU
Pb (mg/L)	0.2	0,0002	0,0003	0,0002	0,0002	0,0004	0,0003	0,0002	0,0002	0,0023	0,0002	0,0003	0,0002
Ni (mg/L)	0.5	0,0048	0,0036	0,0034	0,0040	0,0037	0,0039	0,0036	0,0049	0,0036	0,0036	0,0087	0,0050
Zn (mg/L)	0.5	0,0050	0,0070	0,0043	0,0038	0,0018	0,0005	0,0005	0,0010	0,0013	0,0025	0,0095	0,0068
TSS (mg/L)	15	4,75	6,00	8,00	10,25	4,25	2,90	4,00	3,13	2,38	4,30	22,00	12,20
Ra-226 (Bq/L)	0.37	0,0050	RF	RF	RF	0,0025	RF	0,0010	RF	RF	RF	0,0020	RF
pH low	≥6.0	7,2	7,1	7,2	7,8	7,9	7,9	7,7	7,7	7,7	8,0	7,8	7,9
pH high	≤9.5	7,3	7,6	7,8	7,9	8,0	8,3	8,0	7,9	8,2	8,2	8,1	8,1
Flow (m^3/month)	—	23 154	19 491	22 443	32 515	28 903	25 245	27 393	26 877	24 884	29 011	34 010	29 384
Rainbow Trout	Pass	1	RF	RF	RF	1	RF	1	RF	RF	RF	1	RF
Acute Lethality Test	Fail	0	RF	RF	RF	0	RF	0	RF	RF	RF	0	RF
Daphnia magna	Pass	1	RF	RF	RF	1	RF	1	RF	RF	RF	1	RF
Monitoring Test	Fail	0	RF	RF	RF	0	RF	0	RF	RF	RF	0	RF

Comments:

NOTES:
ND: No Deposit **RF:** Reduced Frequency **NCU:** No Cyanide Used **Pass:** ≤50% Mortality **Fail:** >50% Mortality **— :** No data reported
Highlighted data indicate that a monthly effluent quality standard was exceeded for that month.
A "Pass" for the *Daphnia magna* monitoring test is not a requirement.

METAL MINING EFFLUENT REGULATIONS (MMER)
2015 EFFLUENT COMPLIANCE

MINE/MILL NAME	Beaver Brook Antimony Mine
OPERATOR NAME	Hunan Nonferrous Company
PRODUCT(S)	Antimony
ADDRESS	P.O. Box 160, Glenwood, Newfoundland and Labrador A0G 2K0
EFFLUENT DISCHARGE POINT	Site 16 - Polishing Pond Discharge

PARAMETERS	LIMITS	JAN.	FEB.	MAR.	APRIL	MAY	JUNE	JULY	AUG.	SEP.	OCT.	NOV.	DEC.
As (mg/L)	0.5	0,0968	0,1013	0,1025	0,1163	0,0986	0,1352	0,0993	0,1185	0,1385	0,0950	0,0806	0,1008
Cu (mg/L)	0.3	0,0015	0,0015	0,0010	0,0010	0,0010	0,0012	0,0010	0,0010	0,0006	0,0025	0,0009	0,0005
CN (mg/L)	1.0	NCU	NCU	NCU	NCU	NCU	NCU	NCU	NCU	NCU	NCU	NCU	NCU
Pb (mg/L)	0.2	0,0014	0,0072	0,0006	0,0033	0,0007	0,0003	0,0003	0,0003	0,0003	0,0003	0,0003	0,0004
Ni (mg/L)	0.5	0,0133	0,0115	0,0155	0,0180	0,0140	0,0104	0,0075	0,0083	0,0128	0,0128	0,0146	0,0183
Zn (mg/L)	0.5	0,0135	0,0120	0,0118	0,0103	0,0168	0,0030	0,0040	0,0069	0,0043	0,0048	0,0074	0,0054
TSS (mg/L)	15	3,00	6,25	1,25	8,00	1,00	1,20	1,00	1,50	1,00	1,80	1,00	1,75
Ra-226 (Bq/L)	0.37	0,0200	RF	RF	RF	0,0100	RF	0,0100	RF	0,0300	RF	0,0025	RF
pH low	≥6.0	7,6	7,5	8,1	7,9	8,1	8,3	7,8	8,0	7,9	8,2	8,1	8,1
pH high	≤9.5	8,1	7,9	8,3	8,1	8,2	8,5	8,2	8,2	8,3	8,4	8,3	8,2
Flow (m^3/month)	—	26 923	42 172	12 003	20 181	23 219	12 516	41 870	30 346	12 268	12 393	14 933	11 943
Rainbow Trout	Pass	1	RF	RF	RF	1	RF	1	RF	1	RF	1	RF
Acute Lethality Test	Fail	0	RF	RF	RF	0	RF	0	RF	0	RF	0	RF
Daphnia magna	Pass	1	RF	RF	RF	1	RF	1	RF	1	RF	1	RF
Monitoring Test	Fail	0	RF	RF	RF	0	RF	0	RF	0	RF	0	RF

Comments:

NOTES:
ND: No Deposit **RF:** Reduced Frequency **NCU:** No Cyanide Used **Pass:** ≤50% Mortality **Fail:** >50% Mortality **— :** No data reported
Highlighted data indicate that a monthly effluent quality standard was exceeded for that month.
A "Pass" for the *Daphnia magna* monitoring test is not a requirement.

METAL MINING EFFLUENT REGULATIONS (MMER)
2015 EFFLUENT COMPLIANCE

MINE/MILL NAME	Bell Creek Mine and Mill
OPERATOR NAME	Lake Shore Gold Corporation
PRODUCT(S)	Gold
ADDRESS	800 Florence Street, Porcupine, Ontario P0N 1C0
EFFLUENT DISCHARGE POINT	Effluent Treatment Plant Discharge

PARAMETERS	LIMITS	JAN.	FEB.	MAR.	APRIL	MAY	JUNE	JULY	AUG.	SEP.	OCT.	NOV.	DEC.
As (mg/L)	0.5	ND	ND	ND	ND	ND	ND	ND	ND	ND	ND	ND	ND
Cu (mg/L)	0.3	ND	ND	ND	ND	ND	ND	ND	ND	ND	ND	ND	ND
CN (mg/L)	1.0	ND	ND	ND	ND	ND	ND	ND	ND	ND	ND	ND	ND
Pb (mg/L)	0.2	ND	ND	ND	ND	ND	ND	ND	ND	ND	ND	ND	ND
Ni (mg/L)	0.5	ND	ND	ND	ND	ND	ND	ND	ND	ND	ND	ND	ND
Zn (mg/L)	0.5	ND	ND	ND	ND	ND	ND	ND	ND	ND	ND	ND	ND
TSS (mg/L)	15	ND	ND	ND	ND	ND	ND	ND	ND	ND	ND	ND	ND
Ra-226 (Bq/L)	0.37	ND	ND	ND	ND	ND	ND	ND	ND	ND	ND	ND	ND
pH low	≥6.0	ND	ND	ND	ND	ND	ND	ND	ND	ND	ND	ND	ND
pH high	≤9.5	ND	ND	ND	ND	ND	ND	ND	ND	ND	ND	ND	ND
Flow (m^3/month)	—	ND	ND	ND	ND	ND	ND	ND	ND	ND	ND	ND	ND
Rainbow Trout	Pass	ND	ND	ND	ND	ND	ND	ND	ND	ND	ND	ND	ND
Acute Lethality Test	Fail	ND	ND	ND	ND	ND	ND	ND	ND	ND	ND	ND	ND
Daphnia magna	Pass	ND	ND	ND	ND	ND	ND	ND	ND	ND	ND	ND	ND
Monitoring Test	Fail	ND	ND	ND	ND	ND	ND	ND	ND	ND	ND	ND	ND

Comments:

NOTES:
ND: No Deposit **RF:** Reduced Frequency **NCU:** No Cyanide Used **Pass:** ≤50% Mortality **Fail:** >50% Mortality **— :** No data reported
Highlighted data indicate that a monthly effluent quality standard was exceeded for that month.
A "Pass" for the *Daphnia magna* monitoring test is not a requirement.

METAL MINING EFFLUENT REGULATIONS (MMER)
2015 EFFLUENT COMPLIANCE

MINE/MILL NAME	Bell Creek Mine and Mill
OPERATOR NAME	Lake Shore Gold Corporation
PRODUCT(S)	Gold
ADDRESS	800 Florence Street, Porcupine, Ontario P0N 1C0
EFFLUENT DISCHARGE POINT	Phase 1 and 2 Seepage Collection Ditch

PARAMETERS	LIMITS	JAN.	FEB.	MAR.	APRIL	MAY	JUNE	JULY	AUG.	SEP.	OCT.	NOV.	DEC.
As (mg/L)	0.5	ND	ND	ND	ND	ND	ND	ND	ND	ND	ND	ND	ND
Cu (mg/L)	0.3	ND	ND	ND	ND	ND	ND	ND	ND	ND	ND	ND	ND
CN (mg/L)	1.0	ND	ND	ND	ND	ND	ND	ND	ND	ND	ND	ND	ND
Pb (mg/L)	0.2	ND	ND	ND	ND	ND	ND	ND	ND	ND	ND	ND	ND
Ni (mg/L)	0.5	ND	ND	ND	ND	ND	ND	ND	ND	ND	ND	ND	ND
Zn (mg/L)	0.5	ND	ND	ND	ND	ND	ND	ND	ND	ND	ND	ND	ND
TSS (mg/L)	15	ND	ND	ND	ND	ND	ND	ND	ND	ND	ND	ND	ND
Ra-226 (Bq/L)	0.37	ND	ND	ND	ND	ND	ND	ND	ND	ND	ND	ND	ND
pH low	≥6.0	ND	ND	ND	ND	ND	ND	ND	ND	ND	ND	ND	ND
pH high	≤9.5	ND	ND	ND	ND	ND	ND	ND	ND	ND	ND	ND	ND
Flow (m^3/month)	—	ND	ND	ND	ND	ND	ND	ND	ND	ND	ND	ND	ND
Rainbow Trout	Pass	ND	ND	ND	ND	ND	ND	ND	ND	ND	ND	ND	ND
Acute Lethality Test	Fail	ND	ND	ND	ND	ND	ND	ND	ND	ND	ND	ND	ND
Daphnia magna	Pass	ND	ND	ND	ND	ND	ND	ND	ND	ND	ND	ND	ND
Monitoring Test	Fail	ND	ND	ND	ND	ND	ND	ND	ND	ND	ND	ND	ND

Comments:

NOTES:
ND: No Deposit **RF:** Reduced Frequency **NCU:** No Cyanide Used **Pass:** ≤50% Mortality **Fail:** >50% Mortality **— :** No data reported
Highlighted data indicate that a monthly effluent quality standard was exceeded for that month.
A "Pass" for the *Daphnia magna* monitoring test is not a requirement.

METAL MINING EFFLUENT REGULATIONS (MMER)
2015 EFFLUENT COMPLIANCE

MINE/MILL NAME	Bell Creek Mine and Mill
OPERATOR NAME	Lake Shore Gold Corporation
PRODUCT(S)	Gold
ADDRESS	800 Florence Street, Porcupine, Ontario P0N 1C0
EFFLUENT DISCHARGE POINT	Phase 3 Seepage Collection Ditch

PARAMETERS	LIMITS	JAN.	FEB.	MAR.	APRIL	MAY	JUNE	JULY	AUG.	SEP.	OCT.	NOV.	DEC.
As (mg/L)	0.5	ND	ND	ND	ND	ND	ND	ND	ND	ND	ND	ND	ND
Cu (mg/L)	0.3	ND	ND	ND	ND	ND	ND	ND	ND	ND	ND	ND	ND
CN (mg/L)	1.0	ND	ND	ND	ND	ND	ND	ND	ND	ND	ND	ND	ND
Pb (mg/L)	0.2	ND	ND	ND	ND	ND	ND	ND	ND	ND	ND	ND	ND
Ni (mg/L)	0.5	ND	ND	ND	ND	ND	ND	ND	ND	ND	ND	ND	ND
Zn (mg/L)	0.5	ND	ND	ND	ND	ND	ND	ND	ND	ND	ND	ND	ND
TSS (mg/L)	15	ND	ND	ND	ND	ND	ND	ND	ND	ND	ND	ND	ND
Ra-226 (Bq/L)	0.37	ND	ND	ND	ND	ND	ND	ND	ND	ND	ND	ND	ND
pH low	≥6.0	ND	ND	ND	ND	ND	ND	ND	ND	ND	ND	ND	ND
pH high	≤9.5	ND	ND	ND	ND	ND	ND	ND	ND	ND	ND	ND	ND
Flow (m^3/month)	—	ND	ND	ND	ND	ND	ND	ND	ND	ND	ND	ND	ND
Rainbow Trout	Pass	ND	ND	ND	ND	ND	ND	ND	ND	ND	ND	ND	ND
Acute Lethality Test	Fail	ND	ND	ND	ND	ND	ND	ND	ND	ND	ND	ND	ND
Daphnia magna	Pass	ND	ND	ND	ND	ND	ND	ND	ND	ND	ND	ND	ND
Monitoring Test	Fail	ND	ND	ND	ND	ND	ND	ND	ND	ND	ND	ND	ND

Comments:

NOTES:
ND: No Deposit **RF:** Reduced Frequency **NCU:** No Cyanide Used **Pass:** ≤50% Mortality **Fail:** >50% Mortality **— :** No data reported
Highlighted data indicate that a monthly effluent quality standard was exceeded for that month.
A "Pass" for the *Daphnia magna* monitoring test is not a requirement.

METAL MINING EFFLUENT REGULATIONS (MMER)
2015 EFFLUENT COMPLIANCE

MINE/MILL NAME	Bell Creek Mine and Mill
OPERATOR NAME	Lake Shore Gold Corporation
PRODUCT(S)	Gold
ADDRESS	800 Florence Street, Porcupine, Ontario P0N 1C0
EFFLUENT DISCHARGE POINT	Polishing Pond

PARAMETERS	LIMITS	JAN.	FEB.	MAR.	APRIL	MAY	JUNE	JULY	AUG.	SEP.	OCT.	NOV.	DEC.
As (mg/L)	0.5	0,0238	0,0260	0,0242	0,0208	0,0230	0,0160	0,0095	0,0130	0,0136	0,0135	0,0146	ND
Cu (mg/L)	0.3	0,0030	0,0021	0,0024	0,0033	0,0029	0,0056	0,0073	0,0042	0,0064	0,0035	0,0029	ND
CN (mg/L)	1.0	0,0125	0,0112	0,0135	0,0066	0,0022	0,0068	0,0175	0,0051	0,0027	0,0010	0,0053	ND
Pb (mg/L)	0.2	0,0005	0,0007	0,0005	0,0005	0,0005	0,0005	0,0005	0,0005	0,0005	0,0005	0,0005	ND
Ni (mg/L)	0.5	0,0228	0,0206	0,0228	0,0197	0,0148	0,0128	0,0105	0,0068	0,0100	0,0059	0,0119	ND
Zn (mg/L)	0.5	0,0026	0,0034	0,0023	0,0032	0,0194	0,0021	0,0037	0,0025	0,0032	0,0023	0,0058	ND
TSS (mg/L)	15	4,65	2,78	2,60	2,98	3,00	3,33	2,02	0,81	0,63	3,25	3,65	ND
Ra-226 (Bq/L)	0.37	RF	RF	0,0025	RF	0,0025	RF	RF	0,0040	RF	RF	0,0040	ND
pH low	≥6.0	7,1	6,8	7,0	7,1	7,9	7,2	6,9	6,9	7,0	6,9	7,1	ND
pH high	≤9.5	7,2	7,4	7,6	7,5	7,9	7,7	7,1	7,1	7,0	7,0	7,9	ND
Flow (m^3/month)	—	25 114	52 686	84 540	85 929	61 171	117 600	114 177	131 488	60 993	71 503	109 109	ND
Rainbow Trout	Pass	1	1	1	1	1	1	1	1	1	1	1	ND
Acute Lethality Test	Fail	0	0	0	0	0	0	0	0	0	0	0	ND
Daphnia magna	Pass	1	1	1	1	1	1	1	1	1	1	1	ND
Monitoring Test	Fail	0	0	0	0	0	0	0	0	0	0	0	ND

Comments:

NOTES:
ND: No Deposit **RF:** Reduced Frequency **NCU:** No Cyanide Used **Pass:** ≤50% Mortality **Fail:** >50% Mortality **— :** No data reported
Highlighted data indicate that a monthly effluent quality standard was exceeded for that month.
A "Pass" for the *Daphnia magna* monitoring test is not a requirement.

METAL MINING EFFLUENT REGULATIONS (MMER)
2015 EFFLUENT COMPLIANCE

MINE/MILL NAME	Bellekeno Mine
OPERATOR NAME	Alexco Keno Hill Mining Corporation
PRODUCT(S)	Silver, lead, zinc
ADDRESS	Box 7, Site 2, Elsa, Yukon Y0B 1J0
EFFLUENT DISCHARGE POINT	Be.KV43 - Bellekeno 625 Treatment Pond Decant

PARAMETERS	LIMITS	JAN.	FEB.	MAR.	APRIL	MAY	JUNE	JULY	AUG.	SEP.	OCT.	NOV.	DEC.
As (mg/L)	0.5	0,0005	0,0006	0,0009	0,0008	0,0009	0,0011	0,0015	0,0014	0,0011	0,0008	0,0004	ND
Cu (mg/L)	0.3	0,0021	0,0019	0,0016	0,0014	0,0018	0,0021	0,0016	0,0014	0,0019	0,0024	0,0014	ND
CN (mg/L)	1.0	NCU	NCU	NCU	NCU	NCU	NCU	NCU	NCU	NCU	NCU	NCU	ND
Pb (mg/L)	0.2	0,0010	0,0010	0,0013	0,0006	0,0012	0,0008	0,0071	0,0011	0,0060	0,0025	0,0016	ND
Ni (mg/L)	0.5	0,0187	0,0143	0,0186	0,0146	0,0110	0,0157	0,0136	0,0184	0,0234	0,0227	0,0182	ND
Zn (mg/L)	0.5	0,1182	0,0955	0,0826	0,0406	0,0412	0,0655	0,0837	0,1047	0,2088	0,1628	0,2483	ND
TSS (mg/L)	15	16,04	14,40	9,56	3,75	10,25	8,85	6,32	5,50	13,37	14,53	6,10	ND
Ra-226 (Bq/L)	0.37	RF	0,0110	RF	RF	0,0050	RF	0,0110	RF	RF	0,0050	RF	ND
pH low	≥6.0	8,9	8,8	8,6	8,7	8,4	8,6	8,5	8,4	8,5	8,7	8,1	ND
pH high	≤9.5	9,4	9,4	9,2	9,1	9,4	9,2	9,0	8,9	8,9	9,1	9,4	ND
Flow (m^3/month)	—	7 748	6 287	6 432	5 810	6 717	7 839	7 278	7 850	9 072	8 742	3 080	ND
Rainbow Trout	Pass	1	1	1	1	1	1	1	1	1	1	-	ND
Acute Lethality Test	Fail	0	0	0	0	0	0	0	0	0	0	-	ND
Daphnia magna	Pass	1	1	1	1	1	1	1	1	1	1	-	ND
Monitoring Test	Fail	0	0	0	0	0	0	0	0	0	0	-	ND

Comments: The 2015 annual report for this facility was submitted April 19, 2016 which is later than the deadline of March 31, 2016. No acute lethality test results were provided for the month of November since the final discharge point was frozen when the sample was scheduled to be taken.

NOTES:
ND: No Deposit **RF:** Reduced Frequency **NCU:** No Cyanide Used **Pass:** ≤50% Mortality **Fail:** >50% Mortality **— :** No data reported

Highlighted data indicate that a monthly effluent quality standard was exceeded for that month.

A "Pass" for the *Daphnia magna* monitoring test is not a requirement.

METAL MINING EFFLUENT REGULATIONS (MMER)
2015 EFFLUENT COMPLIANCE

MINE/MILL NAME	Birchtree Mine
OPERATOR NAME	Vale Canada Limited
PRODUCT(S)	Nickel, copper
ADDRESS	P.O. Box 5000, Thompson, Manitoba R8N 1P3
EFFLUENT DISCHARGE POINT	Birchtree Effluent Treatment Plant

PARAMETERS	LIMITS	JAN.	FEB.	MAR.	APRIL	MAY	JUNE	JULY	AUG.	SEP.	OCT.	NOV.	DEC.
As (mg/L)	0.5	0,0014	0,0014	0,0051	0,0014	0,0042	0,0027	0,0556	0,0028	0,0021	0,0021	0,0050	0,0016
Cu (mg/L)	0.3	0,0125	0,0138	0,0140	0,0075	0,0100	0,0140	0,0125	0,0125	0,0050	0,0063	0,0090	0,0060
CN (mg/L)	1.0	NCU	0,0099	NCU	NCU	0,0039	NCU	0,0049	NCU	0,0021	0,0039	NCU	NCU
Pb (mg/L)	0.2	0,0150	0,0220	0,0186	0,0248	0,0150	0,0150	0,0150	0,0150	0,0282	0,0150	0,0278	0,0150
Ni (mg/L)	0.5	0,0150	0,0325	0,0160	0,0100	0,0125	0,0200	0,0550	0,1150	0,0340	0,0475	0,3640	0,0220
Zn (mg/L)	0.5	0,0063	0,0050	0,0066	0,0050	0,0050	0,0050	0,0050	0,0050	0,0050	0,0068	0,0096	0,0050
TSS (mg/L)	15	1,25	1,25	1,00	1,00	1,00	1,60	1,25	1,00	1,00	3,35	1,00	1,28
Ra-226 (Bq/L)	0.37	0,1125	0,0768	0,1006	0,1375	0,1038	0,1350	0,1275	0,1350	0,2720	0,4150	0,3780	0,2920
pH low	≥6.0	6,9	6,8	6,7	7,0	6,9	6,9	7,0	7,0	6,9	6,9	6,7	6,7
pH high	≤9.5	7,3	7,1	7,3	7,3	7,1	7,1	7,1	7,2	7,3	7,1	6,9	7,0
Flow (m^3/month)	—	26 381	23 198	28 216	46 853	40 130	42 162	51 359	44 183	44 028	34 984	29 790	28 563
Rainbow Trout	Pass	RF	1	RF	RF	1	RF	1	RF	RF	1	RF	RF
Acute Lethality Test	Fail	RF	0	RF	RF	0	RF	0	RF	RF	0	RF	RF
Daphnia magna	Pass	RF	0	RF	RF	1	RF	1	RF	RF	1	RF	RF
Monitoring Test	Fail	RF	1	RF	RF	0	RF	0	RF	RF	0	RF	RF

Comments:

NOTES:
ND: No Deposit **RF:** Reduced Frequency **NCU:** No Cyanide Used **Pass:** ≤50% Mortality **Fail:** >50% Mortality **— :** No data reported
Highlighted data indicate that a monthly effluent quality standard was exceeded for that month.
A "Pass" for the *Daphnia magna* monitoring test is not a requirement.

METAL MINING EFFLUENT REGULATIONS (MMER)
2015 EFFLUENT COMPLIANCE

MINE/MILL NAME	Black Fox Mill Complex
OPERATOR NAME	Primero Mining Corporation
PRODUCT(S)	Gold
ADDRESS	Rural Route 2, Matheson, Ontario P0K 1N0
EFFLUENT DISCHARGE POINT	Direct Tailings Pond Effluent

PARAMETERS	LIMITS	JAN.	FEB.	MAR.	APRIL	MAY	JUNE	JULY	AUG.	SEP.	OCT.	NOV.	DEC.
As (mg/L)	0.5	ND	ND	ND	ND	ND	ND	ND	ND	ND	ND	ND	ND
Cu (mg/L)	0.3	ND	ND	ND	ND	ND	ND	ND	ND	ND	ND	ND	ND
CN (mg/L)	1.0	ND	ND	ND	ND	ND	ND	ND	ND	ND	ND	ND	ND
Pb (mg/L)	0.2	ND	ND	ND	ND	ND	ND	ND	ND	ND	ND	ND	ND
Ni (mg/L)	0.5	ND	ND	ND	ND	ND	ND	ND	ND	ND	ND	ND	ND
Zn (mg/L)	0.5	ND	ND	ND	ND	ND	ND	ND	ND	ND	ND	ND	ND
TSS (mg/L)	15	ND	ND	ND	ND	ND	ND	ND	ND	ND	ND	ND	ND
Ra-226 (Bq/L)	0.37	ND	ND	ND	ND	ND	ND	ND	ND	ND	ND	ND	ND
pH low	≥6.0	ND	ND	ND	ND	ND	ND	ND	ND	ND	ND	ND	ND
pH high	≤9.5	ND	ND	ND	ND	ND	ND	ND	ND	ND	ND	ND	ND
Flow (m^3/month)	—	ND	ND	ND	ND	ND	ND	ND	ND	ND	ND	ND	ND
Rainbow Trout	Pass	ND	ND	ND	ND	ND	ND	ND	ND	ND	ND	ND	ND
Acute Lethality Test	Fail	ND	ND	ND	ND	ND	ND	ND	ND	ND	ND	ND	ND
Daphnia magna	Pass	ND	ND	ND	ND	ND	ND	ND	ND	ND	ND	ND	ND
Monitoring Test	Fail	ND	ND	ND	ND	ND	ND	ND	ND	ND	ND	ND	ND

Comments:

NOTES:
ND: No Deposit **RF:** Reduced Frequency **NCU:** No Cyanide Used **Pass:** ≤50% Mortality **Fail:** >50% Mortality **— :** No data reported
Highlighted data indicate that a monthly effluent quality standard was exceeded for that month.
A "Pass" for the *Daphnia magna* monitoring test is not a requirement.

METAL MINING EFFLUENT REGULATIONS (MMER)
2015 EFFLUENT COMPLIANCE

MINE/MILL NAME	Black Fox Mill Complex
OPERATOR NAME	Primero Mining Corporation
PRODUCT(S)	Gold
ADDRESS	Rural Route 2, Matheson, Ontario P0K 1N0
EFFLUENT DISCHARGE POINT	Polishing Pond Effluent

PARAMETERS	LIMITS	JAN.	FEB.	MAR.	APRIL	MAY	JUNE	JULY	AUG.	SEP.	OCT.	NOV.	DEC.
As (mg/L)	0.5	ND	ND	ND	ND	ND	ND	ND	0,0760	0,1632	0,1523	0,1780	ND
Cu (mg/L)	0.3	ND	ND	ND	ND	ND	ND	ND	0,0072	0,0149	0,0132	0,0115	ND
CN (mg/L)	1.0	ND	ND	ND	ND	ND	ND	ND	0,0237	0,0197	0,0319	0,1686	ND
Pb (mg/L)	0.2	ND	ND	ND	ND	ND	ND	ND	0,0005	0,0248	0,0007	0,0005	ND
Ni (mg/L)	0.5	ND	ND	ND	ND	ND	ND	ND	0,0438	0,0553	0,0988	0,2116	ND
Zn (mg/L)	0.5	ND	ND	ND	ND	ND	ND	ND	0,0022	0,0178	0,0069	0,0025	ND
TSS (mg/L)	15	ND	ND	ND	ND	ND	ND	ND	2,61	2,00	3,38	0,84	ND
Ra-226 (Bq/L)	0.37	ND	ND	ND	ND	ND	ND	ND	0,0040	RF	0,0040	RF	ND
pH low	≥6.0	ND	ND	ND	ND	ND	ND	ND	7,3	7,1	7,8	7,8	ND
pH high	≤9.5	ND	ND	ND	ND	ND	ND	ND	8,0	7,8	8,0	8,3	ND
Flow (m^3/month)	—	ND	ND	ND	ND	ND	ND	ND	31 405	56 630	29 420	80 773	ND
Rainbow Trout	Pass	ND	ND	ND	ND	ND	ND	ND	1	1	1	1	ND
Acute Lethality Test	Fail	ND	ND	ND	ND	ND	ND	ND	0	0	0	0	ND
Daphnia magna	Pass	ND	ND	ND	ND	ND	ND	ND	1	1	1	1	ND
Monitoring Test	Fail	ND	ND	ND	ND	ND	ND	ND	0	0	0	0	ND

Comments:

NOTES:
ND: No Deposit **RF:** Reduced Frequency **NCU:** No Cyanide Used **Pass:** ≤50% Mortality **Fail:** >50% Mortality **— :** No data reported
Highlighted data indicate that a monthly effluent quality standard was exceeded for that month.
A "Pass" for the *Daphnia magna* monitoring test is not a requirement.

METAL MINING EFFLUENT REGULATIONS (MMER)
2015 EFFLUENT COMPLIANCE

MINE/MILL NAME	Black Fox Mine
OPERATOR NAME	Primero Mining Corporation
PRODUCT(S)	Gold
ADDRESS	2839 Highway 101 E, Matheson, Ontario P0K 1N0
EFFLUENT DISCHARGE POINT	Pike River Discharge Point

PARAMETERS	LIMITS	JAN.	FEB.	MAR.	APRIL	MAY	JUNE	JULY	AUG.	SEP.	OCT.	NOV.	DEC.
As (mg/L)	0.5	0,1357	0,0954	0,1684	0,1260	0,1813	0,2088	0,2198	0,2643	0,2310	0,1678	0,2678	0,2184
Cu (mg/L)	0.3	0,0016	0,0012	0,0020	0,0016	0,0020	0,0022	0,0006	0,0017	0,0016	0,0014	0,0012	0,0010
CN (mg/L)	1.0	NCU	NCU	NCU	NCU	NCU	NCU	NCU	NCU	NCU	NCU	NCU	NCU
Pb (mg/L)	0.2	0,0005	0,0005	0,0005	0,0005	0,0005	0,0005	0,0005	0,0005	0,0043	0,0005	0,0005	0,0005
Ni (mg/L)	0.5	0,0818	0,1015	0,0933	0,0623	0,0519	0,0446	0,0310	0,0276	0,0308	0,0324	0,0515	0,0599
Zn (mg/L)	0.5	0,0332	0,0248	0,0159	0,0150	0,0253	0,0115	0,0327	0,0216	0,0431	0,0240	0,0332	0,0439
TSS (mg/L)	15	1,00	1,62	4,75	3,50	0,71	2,46	0,46	1,83	0,71	2,94	7,25	4,80
Ra-226 (Bq/L)	0.37	RF	0,0050	RF	RF	0,0025	RF	RF	0,0040	RF	0,0040	RF	RF
pH low	≥6.0	7,5	7,6	7,5	7,6	7,5	7,2	7,6	7,8	7,6	7,9	7,5	7,0
pH high	≤9.5	7,9	7,9	8,1	7,8	8,0	8,5	8,1	8,2	8,0	8,2	8,3	8,1
Flow (m^3/month)	—	76 834	42 165	91 884	133 604	124 307	100 617	89 187	115 035	127 026	98 788	87 700	100 562
Rainbow Trout	Pass	1	1	1	1	1	1	1	1	1	1	2	1
Acute Lethality Test	Fail	0	0	0	0	0	0	0	0	0	0	0	0
Daphnia magna	Pass	1	1	1	1	1	1	1	1	1	2	2	1
Monitoring Test	Fail	0	0	0	0	0	0	0	0	0	0	0	0

Comments:

NOTES:
ND: No Deposit **RF:** Reduced Frequency **NCU:** No Cyanide Used **Pass:** ≤50% Mortality **Fail:** >50% Mortality **— :** No data reported
Highlighted data indicate that a monthly effluent quality standard was exceeded for that month.
A "Pass" for the *Daphnia magna* monitoring test is not a requirement.

METAL MINING EFFLUENT REGULATIONS (MMER)
2015 EFFLUENT COMPLIANCE

MINE/MILL NAME	Black Fox Mine
OPERATOR NAME	Primero Mining Corporation
PRODUCT(S)	Gold
ADDRESS	2839 Highway 101 E, Matheson, Ontario P0K 1N0
EFFLUENT DISCHARGE POINT	Salve Creek Transitional Period Discharge Point

PARAMETERS	LIMITS	JAN.	FEB.	MAR.	APRIL	MAY	JUNE	JULY	AUG.	SEP.	OCT.	NOV.	DEC.
As (mg/L)	0.5	ND	ND	ND	ND	ND	ND	ND	ND	ND	ND	ND	ND
Cu (mg/L)	0.3	ND	ND	ND	ND	ND	ND	ND	ND	ND	ND	ND	ND
CN (mg/L)	1.0	ND	ND	ND	ND	ND	ND	ND	ND	ND	ND	ND	ND
Pb (mg/L)	0.2	ND	ND	ND	ND	ND	ND	ND	ND	ND	ND	ND	ND
Ni (mg/L)	0.5	ND	ND	ND	ND	ND	ND	ND	ND	ND	ND	ND	ND
Zn (mg/L)	0.5	ND	ND	ND	ND	ND	ND	ND	ND	ND	ND	ND	ND
TSS (mg/L)	15	ND	ND	ND	ND	ND	ND	ND	ND	ND	ND	ND	ND
Ra-226 (Bq/L)	0.37	ND	ND	ND	ND	ND	ND	ND	ND	ND	ND	ND	ND
pH low	≥6.0	ND	ND	ND	ND	ND	ND	ND	ND	ND	ND	ND	ND
pH high	≤9.5	ND	ND	ND	ND	ND	ND	ND	ND	ND	ND	ND	ND
Flow (m^3/month)	—	ND	ND	ND	ND	ND	ND	ND	ND	ND	ND	ND	ND
Rainbow Trout	Pass	ND	ND	ND	ND	ND	ND	ND	ND	ND	ND	ND	ND
Acute Lethality Test	Fail	ND	ND	ND	ND	ND	ND	ND	ND	ND	ND	ND	ND
Daphnia magna	Pass	ND	ND	ND	ND	ND	ND	ND	ND	ND	ND	ND	ND
Monitoring Test	Fail	ND	ND	ND	ND	ND	ND	ND	ND	ND	ND	ND	ND

Comments:

NOTES:
ND: No Deposit **RF:** Reduced Frequency **NCU:** No Cyanide Used **Pass:** ≤50% Mortality **Fail:** >50% Mortality **— :** No data reported
Highlighted data indicate that a monthly effluent quality standard was exceeded for that month.
A "Pass" for the *Daphnia magna* monitoring test is not a requirement.

METAL MINING EFFLUENT REGULATIONS (MMER)
2015 EFFLUENT COMPLIANCE

MINE/MILL NAME	Bonanza Ledge Mine
OPERATOR NAME	Barkerville Gold Mines Limited
PRODUCT(S)	Gold
ADDRESS	3700 Ski Hill Road, Box 247, Wells, British Columbia V0K 2R0
EFFLUENT DISCHARGE POINT	Sediment Control Pond

PARAMETERS	LIMITS	JAN.	FEB.	MAR.	APRIL	MAY	JUNE	JULY	AUG.	SEP.	OCT.	NOV.	DEC.
As (mg/L)	0.5	ND	0,0026	0,0064	0,0069	0,0039	0,0009	ND	ND	ND	0,0005	0,0010	ND
Cu (mg/L)	0.3	ND	0,0010	0,0049	0,0046	0,0031	0,0007	ND	ND	ND	0,0007	0,0018	ND
CN (mg/L)	1.0	ND	0,0022	0,0003	0,0004	0,0004	0,0005	ND	ND	ND	NCU	NCU	ND
Pb (mg/L)	0.2	ND	0,0010	0,0021	0,0021	0,0011	0,0004	ND	ND	ND	0,0001	0,0003	ND
Ni (mg/L)	0.5	ND	0,0324	0,0335	0,0281	0,0305	0,0104	ND	ND	ND	0,0077	0,0285	ND
Zn (mg/L)	0.5	ND	0,0075	0,0119	0,0091	0,0070	0,0029	ND	ND	ND	0,0020	0,0053	ND
TSS (mg/L)	15	ND	0,00	0,01	30,66	18,75	5,60	ND	ND	ND	6,00	3,38	ND
Ra-226 (Bq/L)	0.37	ND	0,0025	0,0050	0,0082	0,0050	0,0055	ND	ND	ND	0,0100	0,0133	ND
pH low	≥6.0	ND	7,9	7,9	7,8	7,7	6,9	ND	ND	ND	7,6	7,4	ND
pH high	≤9.5	ND	7,9	7,9	7,9	7,9	8,0	ND	ND	ND	7,6	7,7	ND
Flow (m^3/month)	—	ND	9	2 736	23 351	29 809	17 849	ND	ND	ND	1 037	3 514	ND
Rainbow Trout	Pass	ND	-	1	1	1	1	ND	ND	ND	-	2	ND
Acute Lethality Test	Fail	ND	-	0	0	0	0	ND	ND	ND	-	0	ND
Daphnia magna	Pass	ND	-	1	1	1	1	ND	ND	ND	-	2	ND
Monitoring Test	Fail	ND	-	0	0	0	0	ND	ND	ND	-	0	ND

Comments: No acute lethality test results were provided for the months of February and October.

NOTES:
ND: No Deposit **RF:** Reduced Frequency **NCU:** No Cyanide Used **Pass:** ≤50% Mortality **Fail:** >50% Mortality **— :** No data reported
Highlighted data indicate that a monthly effluent quality standard was exceeded for that month.
A "Pass" for the *Daphnia magna* monitoring test is not a requirement.

METAL MINING EFFLUENT REGULATIONS (MMER)
2015 EFFLUENT COMPLIANCE

MINE/MILL NAME	Brunswick No. 12
OPERATOR NAME	Glencore Canada Corporation
PRODUCT(S)	Zinc, lead, copper, silver
ADDRESS	Highway 430, Bathurst, New Brunswick E2A 3Z8
EFFLUENT DISCHARGE POINT	3333 Final Effluent

PARAMETERS	LIMITS	JAN.	FEB.	MAR.	APRIL	MAY	JUNE	JULY	AUG.	SEP.	OCT.	NOV.	DEC.
As (mg/L)	0.5	0,0200	0,0200	0,0200	0,0200	0,0200	0,0200	0,0200	0,0200	ND	0,0200	0,0200	0,0200
Cu (mg/L)	0.3	0,0075	0,0063	0,0067	0,0100	0,0113	0,0080	0,0100	0,0100	ND	0,0100	0,0100	0,0100
CN (mg/L)	1.0	NCU	NCU	NCU	NCU	NCU	NCU	NCU	NCU	ND	NCU	NCU	NCU
Pb (mg/L)	0.2	0,0100	0,0088	0,0100	0,0125	0,0100	0,0100	0,0100	0,0100	ND	0,0100	0,0100	0,0100
Ni (mg/L)	0.5	0,0100	0,0125	0,0100	0,0075	0,0050	0,0220	0,0100	0,0100	ND	0,0100	0,0050	0,0100
Zn (mg/L)	0.5	0,1700	0,1750	0,1800	0,3600	0,2875	0,1120	0,1000	0,0600	ND	0,2033	0,2000	0,1225
TSS (mg/L)	15	1,50	1,25	3,33	4,25	3,50	1,00	1,67	1,00	ND	3,33	3,00	4,50
Ra-226 (Bq/L)	0.37	RF	0,0050	RF	RF	0,0050	RF	RF	0,0050	ND	RF	0,0050	RF
pH low	≥6.0	9,1	9,2	9,0	9,0	8,9	9,0	8,9	8,9	ND	8,6	8,9	9,0
pH high	≤9.5	9,3	9,3	9,3	9,3	9,3	9,2	9,2	9,1	ND	9,1	8,9	9,0
Flow (m^3/month)	—	806 382	394 295	162 464	1 499 865	1 864 299	555 920	604 960	256 884	ND	750 331	87 380	561 302
Rainbow Trout	Pass	RF	1	RF	RF	1	RF	RF	1	ND	RF	1	RF
Acute Lethality Test	Fail	RF	0	RF	RF	0	RF	RF	0	ND	RF	0	RF
Daphnia magna	Pass	RF	1	RF	RF	0	RF	RF	1	ND	RF	1	RF
Monitoring Test	Fail	RF	0	RF	RF	1	RF	RF	0	ND	RF	0	RF

Comments:

NOTES:
ND: No Deposit **RF:** Reduced Frequency **NCU:** No Cyanide Used **Pass:** ≤50% Mortality **Fail:** >50% Mortality **— :** No data reported
Highlighted data indicate that a monthly effluent quality standard was exceeded for that month.
A "Pass" for the *Daphnia magna* monitoring test is not a requirement.

METAL MINING EFFLUENT REGULATIONS (MMER)
2015 EFFLUENT COMPLIANCE

MINE/MILL NAME	Bucko Lake Mine
OPERATOR NAME	CaNickel Mining Limited
PRODUCT(S)	Nickel
ADDRESS	371 Flemming Drive, Wabowden, Manitoba R0B 1S0
EFFLUENT DISCHARGE POINT	Settling Pond Discharge

PARAMETERS	LIMITS	JAN.	FEB.	MAR.	APRIL	MAY	JUNE	JULY	AUG.	SEP.	OCT.	NOV.	DEC.
As (mg/L)	0.5	0,0002	0,0003	0,0003	ND	0,0004	0,0005	0,0012	0,0005	0,0006	0,0007	ND	ND
Cu (mg/L)	0.3	0,0013	0,0017	0,0022	ND	0,0014	0,0019	0,0011	0,0016	0,0009	0,0067	ND	ND
CN (mg/L)	1.0	NCU	NCU	NCU	ND	NCU	NCU	NCU	NCU	NCU	NCU	ND	ND
Pb (mg/L)	0.2	0,0001	0,0001	0,0001	ND	0,0001	0,0001	0,0001	0,0002	0,0001	0,0001	ND	ND
Ni (mg/L)	0.5	0,0765	0,0678	0,0631	ND	0,0893	0,0856	0,0846	0,0915	0,0788	0,0562	ND	ND
Zn (mg/L)	0.5	0,0089	0,0039	0,0025	ND	0,0049	0,0168	0,0072	0,0095	0,0063	0,0034	ND	ND
TSS (mg/L)	15	4,98	6,75	3,30	ND	9,07	9,46	7,68	7,46	5,68	5,93	ND	ND
Ra-226 (Bq/L)	0.37	0,1308	0,1325	0,0210	ND	0,1700	0,3980	0,1498	0,1560	0,2415	0,2175	ND	ND
pH low	≥6.0	7,3	7,4	7,5	ND	7,3	7,5	7,6	7,6	7,7	7,7	ND	ND
pH high	≤9.5	7,5	7,6	7,5	ND	7,7	7,7	7,7	7,8	7,9	7,8	ND	ND
Flow (m^3/month)	—	4 065	3 347	760	ND	9 845	24 859	23 985	24 485	21 447	19 288	ND	ND
Rainbow Trout	Pass	1	0	1	ND	1	1	1	1	1	1	ND	ND
Acute Lethality Test	Fail	0	1	0	ND	0	0	0	0	0	0	ND	ND
Daphnia magna	Pass	0	0	0	ND	0	0	0	0	0	1	ND	ND
Monitoring Test	Fail	1	1	1	ND	1	1	1	1	1	0	ND	ND

Comments: The required additional acute lethality tests were not conducted following the failed test in February.

NOTES:
ND: No Deposit **RF:** Reduced Frequency **NCU:** No Cyanide Used **Pass:** ≤50% Mortality **Fail:** >50% Mortality **— :** No data reported
Highlighted data indicate that a monthly effluent quality standard was exceeded for that month.
A "Pass" for the *Daphnia magna* monitoring test is not a requirement.

METAL MINING EFFLUENT REGULATIONS (MMER)
2015 EFFLUENT COMPLIANCE

MINE/MILL NAME	Camflo (Mill)
OPERATOR NAME	Mines Richmont Incorporé
PRODUCT(S)	Gold
ADDRESS	100 Road 117, P.O. Box 640, Malartic, Quebec J0Y 1Z0
EFFLUENT DISCHARGE POINT	Effluent Final

PARAMETERS	LIMITS	JAN.	FEB.	MAR.	APRIL	MAY	JUNE	JULY	AUG.	SEP.	OCT.	NOV.	DEC.
As (mg/L)	0.5	0,0003	0,0006	0,0003	0,0004	0,0003	0,0003	0,0003	0,0003	0,0003	0,0003	0,0007	0,0009
Cu (mg/L)	0.3	0,0035	0,0022	0,0037	0,0055	0,0166	0,0065	0,0051	0,0048	0,0059	0,0036	0,0249	0,1443
CN (mg/L)	1.0	0,0880	0,1095	0,1095	0,0440	0,0288	0,0732	0,0798	0,0803	0,0678	0,0953	0,0706	0,1240
Pb (mg/L)	0.2	0,0002	0,0002	0,0002	0,0002	0,0002	0,0002	0,0002	0,0026	0,0014	0,0013	0,0002	0,0002
Ni (mg/L)	0.5	0,0122	0,0099	0,0113	0,0085	0,0055	0,0107	0,0094	0,0132	0,0123	0,0117	0,0192	0,0473
Zn (mg/L)	0.5	0,0050	0,0030	0,0043	0,0046	0,0079	0,0041	0,0005	0,0293	0,0128	0,0203	0,0178	0,0138
TSS (mg/L)	15	2,60	4,75	5,50	6,00	9,75	4,80	4,38	2,13	2,60	5,00	1,50	1,13
Ra-226 (Bq/L)	0.37	0,0160	RF	RF	RF	0,0010	RF	0,0020	RF	RF	0,0050	RF	RF
pH low	≥6.0	7,1	7,2	7,1	7,2	7,6	7,6	7,6	7,6	7,4	7,3	7,0	7,1
pH high	≤9.5	7,2	7,3	7,3	7,8	7,8	7,8	7,7	7,7	7,6	7,6	7,6	7,9
Flow (m^3/month)	—	22 725	16 123	19 416	123 902	130 860	33 361	56 047	39 756	55 704	33 654	61 662	235 141
Rainbow Trout	Pass	1	RF	1	RF	1	RF	1	RF	RF	1	RF	RF
Acute Lethality Test	Fail	0	RF	0	RF	0	RF	0	RF	RF	0	RF	RF
Daphnia magna	Pass	1	RF	1	RF	1	RF	1	RF	RF	1	RF	RF
Monitoring Test	Fail	0	RF	0	RF	0	RF	0	RF	RF	0	RF	RF

Comments:

NOTES:
ND: No Deposit **RF:** Reduced Frequency **NCU:** No Cyanide Used **Pass:** ≤50% Mortality **Fail:** >50% Mortality **— :** No data reported
Highlighted data indicate that a monthly effluent quality standard was exceeded for that month.
A "Pass" for the *Daphnia magna* monitoring test is not a requirement.

METAL MINING EFFLUENT REGULATIONS (MMER)
2015 EFFLUENT COMPLIANCE

MINE/MILL NAME	Campbell Mine
OPERATOR NAME	Goldcorp Canada Limited
PRODUCT(S)	Gold
ADDRESS	10 Mine Road, Balmertown, Ontario P0V 1C0
EFFLUENT DISCHARGE POINT	WETOUT

PARAMETERS	LIMITS	JAN.	FEB.	MAR.	APRIL	MAY	JUNE	JULY	AUG.	SEP.	OCT.	NOV.	DEC.
As (mg/L)	0.5	ND	ND	ND	ND	0,0149	0,0165	0,0195	0,0158	0,0131	0,0102	ND	ND
Cu (mg/L)	0.3	ND	ND	ND	ND	0,0040	0,0028	0,0025	0,0022	0,0018	0,0018	ND	ND
CN (mg/L)	1.0	ND	ND	ND	ND	0,0019	0,0022	0,0015	0,0018	0,0013	0,0078	ND	ND
Pb (mg/L)	0.2	ND	ND	ND	ND	0,0000	0,0001	0,0000	0,0001	0,0000	0,0001	ND	ND
Ni (mg/L)	0.5	ND	ND	ND	ND	0,0299	0,0342	0,0327	0,0209	0,0196	0,0238	ND	ND
Zn (mg/L)	0.5	ND	ND	ND	ND	0,0036	0,0048	0,0037	0,0029	0,0035	0,0045	ND	ND
TSS (mg/L)	15	ND	ND	ND	ND	1,00	1,00	1,00	1,00	1,97	1,49	ND	ND
Ra-226 (Bq/L)	0.37	ND	ND	ND	ND	0,0050	0,0050	0,0050	0,0050	0,0050	0,0110	ND	ND
pH low	≥6.0	ND	ND	ND	ND	7,0	6,6	6,3	6,3	6,3	6,3	ND	ND
pH high	≤9.5	ND	ND	ND	ND	7,4	7,0	7,4	7,8	7,2	7,7	ND	ND
Flow (m^3/month)	—	ND	ND	ND	ND	54 299	302 791	392 541	325 183	304 275	234 777	ND	ND
Rainbow Trout	Pass	ND	ND	ND	ND	2	1	1	1	1	1	ND	ND
Acute Lethality Test	Fail	ND	ND	ND	ND	0	0	0	0	0	0	ND	ND
Daphnia magna	Pass	ND	ND	ND	ND	2	1	1	1	1	1	ND	ND
Monitoring Test	Fail	ND	ND	ND	ND	0	0	0	0	0	0	ND	ND

Comments:

NOTES:
ND: No Deposit **RF:** Reduced Frequency **NCU:** No Cyanide Used **Pass:** ≤50% Mortality **Fail:** >50% Mortality **— :** No data reported
Highlighted data indicate that a monthly effluent quality standard was exceeded for that month.
A "Pass" for the *Daphnia magna* monitoring test is not a requirement.

METAL MINING EFFLUENT REGULATIONS (MMER)
2015 EFFLUENT COMPLIANCE

MINE/MILL NAME	Canadian Malartic (Mine)
OPERATOR NAME	Canadian Malartic GP
PRODUCT(S)	Gold
ADDRESS	100 Mourier Lake Road, Malartic, Quebec J0Y 1Z0
EFFLUENT DISCHARGE POINT	Effluent final

PARAMETERS	LIMITS	JAN.	FEB.	MAR.	APRIL	MAY	JUNE	JULY	AUG.	SEP.	OCT.	NOV.	DEC.
As (mg/L)	0.5	0,0012	0,0005	0,0028	0,0003	0,0003	0,0003	0,0003	0,0003	0,0003	0,0004	0,0043	0,0007
Cu (mg/L)	0.3	0,0144	0,0201	0,0240	0,0214	0,0175	0,0132	0,0123	0,0116	0,0179	0,0821	0,0493	0,0450
CN (mg/L)	1.0	0,1973	0,1880	0,3394	0,1275	0,0510	0,0340	0,0220	0,0128	0,0955	0,1828	0,2942	0,4223
Pb (mg/L)	0.2	0,0002	0,0003	0,0003	0,0002	0,0002	0,0003	0,0002	0,0014	0,0047	0,0007	0,0038	0,0002
Ni (mg/L)	0.5	0,0444	0,0547	0,0441	0,0257	0,0207	0,0183	0,0140	0,0116	0,0346	0,0365	0,0376	0,0352
Zn (mg/L)	0.5	0,0056	0,0108	0,0156	0,0210	0,0019	0,0011	0,0005	0,0016	0,0048	0,0113	0,0122	0,0078
TSS (mg/L)	15	1,38	2,25	1,90	4,25	1,88	1,90	1,63	2,38	2,88	3,50	4,30	4,00
Ra-226 (Bq/L)	0.37	0,0070	RF	RF	0,0050	RF	RF	0,0030	RF	RF	0,0390	RF	RF
pH low	≥6.0	7,2	7,3	7,5	6,7	7,8	7,7	7,7	7,6	7,7	7,4	7,4	7,5
pH high	≤9.5	7,6	7,6	7,7	7,9	7,9	8,0	7,9	7,8	7,9	7,8	7,8	7,6
Flow (m^3/month)	—	143 710	300 570	338 215	595 097	460 530	401 050	450 650	911 610	289 860	433 340	493 060	822 930
Rainbow Trout	Pass	1	1	1	1	1	1	1	1	1	1	1	1
Acute Lethality Test	Fail	0	0	0	0	0	0	0	0	0	0	0	0
Daphnia magna	Pass	1	1	1	1	1	1	1	1	1	1	1	1
Monitoring Test	Fail	0	0	0	0	0	0	0	0	0	0	0	0

Comments: The monthly mean concentration for radium-226 for the month of October is greater than 10% of the limit therefore testing for radium-226 is no longer in reduced frequency. Test results for November and December are required.

NOTES:
ND: No Deposit **RF:** Reduced Frequency **NCU:** No Cyanide Used **Pass:** ≤50% Mortality **Fail:** >50% Mortality **— :** No data reported

Highlighted data indicate that a monthly effluent quality standard was exceeded for that month.

A "Pass" for the *Daphnia magna* monitoring test is not a requirement.

METAL MINING EFFLUENT REGULATIONS (MMER)
2015 EFFLUENT COMPLIANCE

MINE/MILL NAME	Cantung Mine
OPERATOR NAME	North American Tungsten Corporation Limited
PRODUCT(S)	Tungsten
ADDRESS	P.O. Box 848, Watson Lake, Yukon Y0A 1C0
EFFLUENT DISCHARGE POINT	4-27-2 Culvert

PARAMETERS	LIMITS	JAN.	FEB.	MAR.	APRIL	MAY	JUNE	JULY	AUG.	SEP.	OCT.	NOV.	DEC.
As (mg/L)	0.5	0,0004	0,0004	0,0004	0,0007	0,0005	0,0006	0,0007	0,0007	0,0005	0,0003	0,0003	0,0004
Cu (mg/L)	0.3	0,0011	0,0012	0,0014	0,0016	0,0016	0,0015	0,0018	0,0017	0,0008	0,0019	0,0004	0,0003
CN (mg/L)	1.0	NCU	NCU	NCU	NCU	NCU	NCU	NCU	NCU	NCU	NCU	NCU	NCU
Pb (mg/L)	0.2	0,0001	0,0001	0,0000	0,0000	0,0000	0,0000	0,0000	0,0000	0,0000	0,0000	0,0000	0,0000
Ni (mg/L)	0.5	0,0006	0,0006	0,0004	0,0005	0,0008	0,0009	0,0007	0,0005	0,0008	0,0008	0,0009	0,0009
Zn (mg/L)	0.5	0,0028	0,0018	0,0022	0,0020	0,0019	0,0032	0,0025	0,0038	0,0033	0,0025	0,0020	0,0025
TSS (mg/L)	15	2,50	2,50	2,80	3,75	2,75	3,40	3,00	6,20	1,25	2,38	1,00	1,00
Ra-226 (Bq/L)	0.37	0,0025	RF	RF	0,0050	RF	RF	0,0050	RF	RF	0,0050	RF	RF
pH low	≥6.0	7,7	7,6	7,6	7,6	7,7	7,7	7,6	7,8	7,6	7,8	7,6	7,8
pH high	≤9.5	8,0	7,7	7,7	7,8	7,9	7,8	7,8	8,0	7,9	7,9	8,0	8,0
Flow (m^3/month)	—	243 685	223 389	256 443	225 804	237 474	480 797	364 891	369 920	254 602	235 106	108 557	40 755
Rainbow Trout	Pass	1	RF	RF	1	RF	RF	1	RF	1	1	RF	RF
Acute Lethality Test	Fail	0	RF	RF	0	RF	RF	0	RF	0	0	RF	RF
Daphnia magna	Pass	1	2	RF	0	1	1	1	1	2	1	RF	RF
Monitoring Test	Fail	0	0	RF	2	0	0	0	0	0	0	RF	RF

Comments:

NOTES:
ND: No Deposit **RF:** Reduced Frequency **NCU:** No Cyanide Used **Pass:** ≤50% Mortality **Fail:** >50% Mortality **— :** No data reported
Highlighted data indicate that a monthly effluent quality standard was exceeded for that month.
A "Pass" for the *Daphnia magna* monitoring test is not a requirement.

METAL MINING EFFLUENT REGULATIONS (MMER)
2015 EFFLUENT COMPLIANCE

MINE/MILL NAME	Cantung Mine
OPERATOR NAME	North American Tungsten Corporation Limited
PRODUCT(S)	Tungsten
ADDRESS	P.O. Box 848, Watson Lake, Yukon Y0A 1C0
EFFLUENT DISCHARGE POINT	Polishing Pond Four and Bore Hole 4-28-1

PARAMETERS	LIMITS	JAN.	FEB.	MAR.	APRIL	MAY	JUNE	JULY	AUG.	SEP.	OCT.	NOV.	DEC.
As (mg/L)	0.5	0,0004	0,0004	0,0004	0,0005	0,0004	0,0004	0,0003	0,0004	0,0003	0,0003	0,0003	0,0004
Cu (mg/L)	0.3	0,0003	0,0003	0,0004	0,0003	0,0003	0,0003	0,0012	0,0003	0,0003	0,0003	0,0003	0,0003
CN (mg/L)	1.0	NCU	NCU	NCU	NCU	NCU	NCU	NCU	NCU	NCU	NCU	NCU	NCU
Pb (mg/L)	0.2	0,0000	0,0000	0,0000	0,0000	0,0000	0,0000	0,0000	0,0000	0,0000	0,0000	0,0000	0,0000
Ni (mg/L)	0.5	0,0085	0,0085	0,0085	0,0087	0,0081	0,0081	0,0078	0,0076	0,0067	0,0071	0,0074	0,0071
Zn (mg/L)	0.5	0,0085	0,0085	0,0088	0,0085	0,0063	0,0074	0,0075	0,0126	0,0080	0,0070	0,0080	0,0060
TSS (mg/L)	15	0,75	0,75	0,70	0,75	0,63	0,70	1,25	1,30	2,00	0,50	0,50	1,00
Ra-226 (Bq/L)	0.37	0,0025	RF	RF	0,0120	RF	RF	0,0050	RF	RF	0,0050	RF	RF
pH low	≥6.0	7,8	7,7	7,6	7,6	7,6	7,7	7,7	7,9	8,1	7,9	7,8	8,0
pH high	≤9.5	8,1	7,8	7,7	7,7	7,9	7,9	7,8	8,0	8,1	7,9	7,8	8,0
Flow (m^3/month)	—	38 642	36 081	36 098	60 090	72 742	77 370	6 200	7 254	10 200	7 502	6 000	6 200
Rainbow Trout	Pass	1	RF	RF	1	RF	RF	1	RF	RF	1	RF	RF
Acute Lethality Test	Fail	0	RF	RF	0	RF	RF	0	RF	RF	0	RF	RF
Daphnia magna	Pass	1	RF	RF	1	RF	RF	1	RF	RF	1	RF	RF
Monitoring Test	Fail	0	RF	RF	0	RF	RF	0	RF	RF	0	RF	RF

Comments:

NOTES:
ND: No Deposit **RF:** Reduced Frequency **NCU:** No Cyanide Used **Pass:** ≤50% Mortality **Fail:** >50% Mortality **— :** No data reported
Highlighted data indicate that a monthly effluent quality standard was exceeded for that month.
A "Pass" for the *Daphnia magna* monitoring test is not a requirement.

METAL MINING EFFLUENT REGULATIONS (MMER)
2015 EFFLUENT COMPLIANCE

MINE/MILL NAME	Cantung Mine
OPERATOR NAME	North American Tungsten Corporation Limited
PRODUCT(S)	Tungsten
ADDRESS	P.O. Box 848, Watson Lake, Yukon Y0A 1C0
EFFLUENT DISCHARGE POINT	Portal Main Adit 4-13

PARAMETERS	LIMITS	JAN.	FEB.	MAR.	APRIL	MAY	JUNE	JULY	AUG.	SEP.	OCT.	NOV.	DEC.
As (mg/L)	0.5	ND	ND	ND	ND	ND	ND	ND	ND	ND	ND	0,0003	0,0003
Cu (mg/L)	0.3	ND	ND	ND	ND	ND	ND	ND	ND	ND	ND	0,0067	0,0039
CN (mg/L)	1.0	ND	ND	ND	ND	ND	ND	ND	ND	ND	ND	NCU	NCU
Pb (mg/L)	0.2	ND	ND	ND	ND	ND	ND	ND	ND	ND	ND	0,0006	0,0003
Ni (mg/L)	0.5	ND	ND	ND	ND	ND	ND	ND	ND	ND	ND	0,0013	0,0010
Zn (mg/L)	0.5	ND	ND	ND	ND	ND	ND	ND	ND	ND	ND	0,0107	0,0053
TSS (mg/L)	15	ND	ND	ND	ND	ND	ND	ND	ND	ND	ND	15,67	11,00
Ra-226 (Bq/L)	0.37	ND	ND	ND	ND	ND	ND	ND	ND	ND	ND	0,0050	0,0050
pH low	≥6.0	ND	ND	ND	ND	ND	ND	ND	ND	ND	ND	7,9	7,9
pH high	≤9.5	ND	ND	ND	ND	ND	ND	ND	ND	ND	ND	8,0	8,1
Flow (m^3/month)	—	ND	ND	ND	ND	ND	ND	ND	ND	ND	ND	1 732	2 700
Rainbow Trout	Pass	ND	ND	ND	ND	ND	ND	ND	ND	ND	ND	1	1
Acute Lethality Test	Fail	ND	ND	ND	ND	ND	ND	ND	ND	ND	ND	0	0
Daphnia magna	Pass	ND	ND	ND	ND	ND	ND	ND	ND	ND	ND	1	1
Monitoring Test	Fail	ND	ND	ND	ND	ND	ND	ND	ND	ND	ND	0	0

Comments:

NOTES:
ND: No Deposit **RF:** Reduced Frequency **NCU:** No Cyanide Used **Pass:** ≤50% Mortality **Fail:** >50% Mortality **— :** No data reported
Highlighted data indicate that a monthly effluent quality standard was exceeded for that month.
A "Pass" for the *Daphnia magna* monitoring test is not a requirement.

METAL MINING EFFLUENT REGULATIONS (MMER)
2015 EFFLUENT COMPLIANCE

MINE/MILL NAME	Cantung Mine
OPERATOR NAME	North American Tungsten Corporation Limited
PRODUCT(S)	Tungsten
ADDRESS	P.O. Box 848, Watson Lake, Yukon Y0A 1C0
EFFLUENT DISCHARGE POINT	Settling Pond 5-2

PARAMETERS	LIMITS	JAN.	FEB.	MAR.	APRIL	MAY	JUNE	JULY	AUG.	SEP.	OCT.	NOV.	DEC.
As (mg/L)	0.5	ND	ND	ND	ND	0,0005	0,0003	ND	ND	0,0002	ND	ND	ND
Cu (mg/L)	0.3	ND	ND	ND	ND	0,0135	0,0031	ND	ND	0,0033	ND	ND	ND
CN (mg/L)	1.0	ND	ND	ND	ND	NCU	NCU	ND	ND	NCU	ND	ND	ND
Pb (mg/L)	0.2	ND	ND	ND	ND	0,0007	0,0002	ND	ND	0,0003	ND	ND	ND
Ni (mg/L)	0.5	ND	ND	ND	ND	0,0013	0,0007	ND	ND	0,0007	ND	ND	ND
Zn (mg/L)	0.5	ND	ND	ND	ND	0,0205	0,0093	ND	ND	0,0150	ND	ND	ND
TSS (mg/L)	15	ND	ND	ND	ND	18,00	3,25	ND	ND	3,00	ND	ND	ND
Ra-226 (Bq/L)	0.37	ND	ND	ND	ND	0,0050	RF	ND	ND	0,0050	ND	ND	ND
pH low	≥6.0	ND	ND	ND	ND	7,4	7,8	ND	ND	8,0	ND	ND	ND
pH high	≤9.5	ND	ND	ND	ND	7,9	7,9	ND	ND	8,0	ND	ND	ND
Flow (m^3/month)	—	ND	ND	ND	ND	13 474	2 892	ND	ND	18 297	ND	ND	ND
Rainbow Trout	Pass	ND	ND	ND	ND	-	2	ND	ND	1	ND	ND	ND
Acute Lethality Test	Fail	ND	ND	ND	ND	-	0	ND	ND	0	ND	ND	ND
Daphnia magna	Pass	ND	ND	ND	ND	-	2	ND	ND	1	ND	ND	ND
Monitoring Test	Fail	ND	ND	ND	ND	-	0	ND	ND	0	ND	ND	ND

Comments: No acute lethality test results were provided for the month of May.

NOTES:
ND: No Deposit **RF:** Reduced Frequency **NCU:** No Cyanide Used **Pass:** ≤50% Mortality **Fail:** >50% Mortality **— :** No data reported
Highlighted data indicate that a monthly effluent quality standard was exceeded for that month.
A "Pass" for the *Daphnia magna* monitoring test is not a requirement.

METAL MINING EFFLUENT REGULATIONS (MMER)
2015 EFFLUENT COMPLIANCE

MINE/MILL NAME	Caribou Mine - Mill
OPERATOR NAME	Trevali Mining (New Brunswick) Limited
PRODUCT(S)	Zinc, lead, silver
ADDRESS	9361 Route 180, Bathurst, New Brunswick E2A 3Z1
EFFLUENT DISCHARGE POINT	Polishing Pond Effluent

PARAMETERS	LIMITS	JAN.	FEB.	MAR.	APRIL	MAY	JUNE	JULY	AUG.	SEP.	OCT.	NOV.	DEC.
As (mg/L)	0.5	0,0020	0,0035	0,0043	0,0028	0,0016	0,0028	0,0038	0,0045	0,0056	0,0040	0,0058	0,0052
Cu (mg/L)	0.3	0,0140	0,0043	0,0015	0,0212	0,0095	0,0113	0,0066	0,0103	0,0260	0,0075	0,0153	0,0104
CN (mg/L)	1.0	NCU	NCU	NCU	NCU	0,0050	0,0050	0,0050	0,0050	0,0050	0,0088	0,0088	0,0050
Pb (mg/L)	0.2	0,0071	0,0027	0,0017	0,0018	0,0087	0,0335	0,0562	0,0322	0,0493	0,0117	0,0295	0,0118
Ni (mg/L)	0.5	0,0005	0,0006	0,0015	0,0009	0,0005	0,0005	0,0010	0,0018	0,0034	0,0018	0,0033	0,0016
Zn (mg/L)	0.5	0,4825	0,2485	0,1833	0,1088	0,3343	0,4428	0,2310	0,1645	0,3250	0,2145	0,1570	0,2246
TSS (mg/L)	15	1,00	1,50	1,50	1,00	1,50	1,25	1,20	1,00	1,20	1,50	1,50	1,00
Ra-226 (Bq/L)	0.37	RF	RF	0,0100	RF	RF	0,0080	0,0025	-	0,0025	RF	0,0100	RF
pH low	≥6.0	7,2	6,7	6,6	6,6	6,9	7,4	7,2	7,2	7,2	7,2	7,2	6,6
pH high	≤9.5	7,4	7,4	7,4	7,1	7,4	7,5	7,9	7,4	7,5	7,5	7,8	7,3
Flow (m^3/month)	—	337 639	18 403	16 011	16 398	488 718	220 181	127 517	266 589	449 348	6 242	312 854	15 794
Rainbow Trout	Pass	1	1	1	1	1	1	1	1	1	1	1	1
Acute Lethality Test	Fail	0	0	0	0	0	0	0	0	0	0	0	0
Daphnia magna	Pass	1	1	1	1	1	1	1	0	1	1	0	1
Monitoring Test	Fail	0	0	0	0	0	0	0	1	0	0	1	0

Comments: The company reported that testing for radium-226 was under "normal frequency" for the month of August, indicating that testing was required for the month.

NOTES:
ND: No Deposit **RF:** Reduced Frequency **NCU:** No Cyanide Used **Pass:** ≤50% Mortality **Fail:** >50% Mortality **— :** No data reported
Highlighted data indicate that a monthly effluent quality standard was exceeded for that month.
A "Pass" for the *Daphnia magna* monitoring test is not a requirement.

METAL MINING EFFLUENT REGULATIONS (MMER)
2015 EFFLUENT COMPLIANCE

MINE/MILL NAME	Casa Berardi (Mine)
OPERATOR NAME	Hecla Québec Incorporé
PRODUCT(S)	Gold
ADDRESS	659 2nd Street East, La Sarre, Quebec J9Z 2Y9
EFFLUENT DISCHARGE POINT	Effluent final - Point A

PARAMETERS	LIMITS	JAN.	FEB.	MAR.	APRIL	MAY	JUNE	JULY	AUG.	SEP.	OCT.	NOV.	DEC.
As (mg/L)	0.5	ND	ND	ND	ND	0,1272	0,0868	ND	ND	0,0682	0,0491	0,0390	ND
Cu (mg/L)	0.3	ND	ND	ND	ND	0,0106	0,0098	ND	ND	0,0067	0,0058	0,0811	ND
CN (mg/L)	1.0	ND	ND	ND	ND	0,0324	0,0301	ND	ND	0,0130	0,0200	0,0619	ND
Pb (mg/L)	0.2	ND	ND	ND	ND	0,0002	0,0002	ND	ND	0,0002	0,0008	0,0005	ND
Ni (mg/L)	0.5	ND	ND	ND	ND	0,0111	0,0164	ND	ND	0,0167	0,0201	0,0349	ND
Zn (mg/L)	0.5	ND	ND	ND	ND	0,0029	0,0023	ND	ND	0,0005	0,0035	0,0070	ND
TSS (mg/L)	15	ND	ND	ND	ND	2,00	3,00	ND	ND	2,00	2,60	7,25	ND
Ra-226 (Bq/L)	0.37	ND	ND	ND	ND	0,0009	0,0021	ND	ND	0,0010	0,0020	0,0034	ND
pH low	≥6.0	ND	ND	ND	ND	7,6	6,9	ND	ND	7,5	7,3	7,4	ND
pH high	≤9.5	ND	ND	ND	ND	7,8	7,8	ND	ND	7,5	7,5	7,8	ND
Flow (m^3/month)	—	ND	ND	ND	ND	813 991	365 583	ND	ND	45 878	298 218	535 436	ND
Rainbow Trout	Pass	ND	ND	ND	ND	1	1	ND	ND	1	1	1	ND
Acute Lethality Test	Fail	ND	ND	ND	ND	0	0	ND	ND	0	0	0	ND
Daphnia magna	Pass	ND	ND	ND	ND	1	1	ND	ND	1	1	1	ND
Monitoring Test	Fail	ND	ND	ND	ND	0	0	ND	ND	0	0	0	ND

Comments:

NOTES:
ND: No Deposit **RF:** Reduced Frequency **NCU:** No Cyanide Used **Pass:** ≤50% Mortality **Fail:** >50% Mortality **— :** No data reported
Highlighted data indicate that a monthly effluent quality standard was exceeded for that month.
A "Pass" for the *Daphnia magna* monitoring test is not a requirement.

METAL MINING EFFLUENT REGULATIONS (MMER)
2015 EFFLUENT COMPLIANCE

MINE/MILL NAME	Chisel North Mine
OPERATOR NAME	Hudbay Minerals Incorporated
PRODUCT(S)	Zinc
ADDRESS	P.O. Box 130, Snow Lake, Manitoba R0B 1M0
EFFLUENT DISCHARGE POINT	Chisel North Mine Discharge

PARAMETERS	LIMITS	JAN.	FEB.	MAR.	APRIL	MAY	JUNE	JULY	AUG.	SEP.	OCT.	NOV.	DEC.
As (mg/L)	0.5	0,0005	ND	0,0005	0,0005	0,0004	0,0005	0,0008	0,0005	0,0005	0,0005	0,0006	0,0005
Cu (mg/L)	0.3	0,0040	ND	0,0040	0,0040	0,0039	0,0040	0,0040	0,0040	0,0080	0,0040	0,0053	0,0040
CN (mg/L)	1.0	NCU	ND	NCU	NCU	NCU	NCU	NCU	NCU	NCU	NCU	NCU	NCU
Pb (mg/L)	0.2	0,0100	ND	0,0100	0,0100	0,0075	0,0100	0,0100	0,0100	0,0100	0,0100	0,0100	0,0100
Ni (mg/L)	0.5	0,0123	ND	0,0167	0,0105	0,0066	0,0110	0,0085	0,0076	0,0080	0,0058	0,0085	0,0080
Zn (mg/L)	0.5	0,3287	ND	0,2447	0,2710	0,2348	0,2815	0,0860	0,1689	0,4840	0,2790	0,2890	0,2230
TSS (mg/L)	15	4,78	ND	0,45	2,65	0,59	0,73	2,23	3,28	3,90	0,45	2,36	5,17
Ra-226 (Bq/L)	0.37	0,1000	ND	0,0833	0,1000	0,1000	0,1350	0,1200	0,1225	0,1700	0,1300	0,1175	0,1067
pH low	≥6.0	7,6	ND	6,7	7,8	7,4	6,6	8,0	7,3	7,7	7,4	7,0	7,8
pH high	≤9.5	8,8	ND	8,3	8,8	8,4	7,6	8,0	8,6	7,7	8,3	8,6	8,8
Flow (m^3/month)	—	150 909	ND	69 963	73 574	211 500	69 041	45 535	89 083	9 018	100 800	137 600	149 306
Rainbow Trout	Pass	RF	ND	1	RF	1	RF	1	2	RF	1	RF	RF
Acute Lethality Test	Fail	RF	ND	0	RF	0	RF	0	0	RF	0	RF	RF
Daphnia magna	Pass	RF	ND	1	RF	1	RF	1	2	RF	1	RF	RF
Monitoring Test	Fail	RF	ND	0	RF	0	RF	0	0	RF	0	RF	RF

Comments:

NOTES:
ND: No Deposit **RF:** Reduced Frequency **NCU:** No Cyanide Used **Pass:** ≤50% Mortality **Fail:** >50% Mortality **— :** No data reported
Highlighted data indicate that a monthly effluent quality standard was exceeded for that month.
A "Pass" for the *Daphnia magna* monitoring test is not a requirement.

METAL MINING EFFLUENT REGULATIONS (MMER)
2015 EFFLUENT COMPLIANCE

MINE/MILL NAME	Cigar Lake Project
OPERATOR NAME	Cameco Corporation
PRODUCT(S)	Uranium
ADDRESS	2121-11th Street West, Saskatoon, Saskatchewan S7M 1J3
EFFLUENT DISCHARGE POINT	Station 2.2

PARAMETERS	LIMITS	JAN.	FEB.	MAR.	APRIL	MAY	JUNE	JULY	AUG.	SEP.	OCT.	NOV.	DEC.
As (mg/L)	0.5	ND	ND	ND	ND	ND	ND	ND	ND	ND	ND	ND	ND
Cu (mg/L)	0.3	ND	ND	ND	ND	ND	ND	ND	ND	ND	ND	ND	ND
CN (mg/L)	1.0	ND	ND	ND	ND	ND	ND	ND	ND	ND	ND	ND	ND
Pb (mg/L)	0.2	ND	ND	ND	ND	ND	ND	ND	ND	ND	ND	ND	ND
Ni (mg/L)	0.5	ND	ND	ND	ND	ND	ND	ND	ND	ND	ND	ND	ND
Zn (mg/L)	0.5	ND	ND	ND	ND	ND	ND	ND	ND	ND	ND	ND	ND
TSS (mg/L)	15	ND	ND	ND	ND	ND	ND	ND	ND	ND	ND	ND	ND
Ra-226 (Bq/L)	0.37	ND	ND	ND	ND	ND	ND	ND	ND	ND	ND	ND	ND
pH low	≥6.0	ND	ND	ND	ND	ND	ND	ND	ND	ND	ND	ND	ND
pH high	≤9.5	ND	ND	ND	ND	ND	ND	ND	ND	ND	ND	ND	ND
Flow (m^3/month)	—	ND	ND	ND	ND	ND	ND	ND	ND	ND	ND	ND	ND
Rainbow Trout	Pass	ND	ND	ND	ND	ND	ND	ND	ND	ND	ND	ND	ND
Acute Lethality Test	Fail	ND	ND	ND	ND	ND	ND	ND	ND	ND	ND	ND	ND
Daphnia magna	Pass	ND	ND	ND	ND	ND	ND	ND	ND	ND	ND	ND	ND
Monitoring Test	Fail	ND	ND	ND	ND	ND	ND	ND	ND	ND	ND	ND	ND

Comments:

NOTES:
ND: No Deposit **RF:** Reduced Frequency **NCU:** No Cyanide Used **Pass:** ≤50% Mortality **Fail:** >50% Mortality **— :** No data reported
Highlighted data indicate that a monthly effluent quality standard was exceeded for that month.
A "Pass" for the *Daphnia magna* monitoring test is not a requirement.

METAL MINING EFFLUENT REGULATIONS (MMER)
2015 EFFLUENT COMPLIANCE

MINE/MILL NAME	Cigar Lake Project
OPERATOR NAME	Cameco Corporation
PRODUCT(S)	Uranium
ADDRESS	2121-11th Street West, Saskatoon, Saskatchewan S7M 1J3
EFFLUENT DISCHARGE POINT	Station 2.2B

PARAMETERS	LIMITS	JAN.	FEB.	MAR.	APRIL	MAY	JUNE	JULY	AUG.	SEP.	OCT.	NOV.	DEC.
As (mg/L)	0.5	0,0123	0,0142	0,0274	0,0405	0,0316	0,0362	0,0353	0,0292	0,0515	0,0565	0,0686	0,1286
Cu (mg/L)	0.3	0,0006	0,0004	0,0002	0,0002	0,0003	0,0002	0,0003	0,0004	0,0002	0,0006	0,0003	0,0006
CN (mg/L)	1.0	NCU	NCU	NCU	NCU	NCU	NCU	NCU	NCU	NCU	NCU	NCU	NCU
Pb (mg/L)	0.2	0,0001	0,0001	0,0001	0,0001	0,0001	0,0001	0,0001	0,0001	0,0001	0,0001	0,0001	0,0001
Ni (mg/L)	0.5	0,0049	0,0090	0,0138	0,0088	0,0053	0,0039	0,0030	0,0038	0,0051	0,0041	0,0046	0,0030
Zn (mg/L)	0.5	0,0065	0,0092	0,0037	0,0055	0,0094	0,0118	0,0084	0,0066	0,0071	0,0089	0,0072	0,0098
TSS (mg/L)	15	1,25	0,94	1,13	1,21	1,56	2,00	1,35	1,22	0,75	0,75	1,22	0,89
Ra-226 (Bq/L)	0.37	0,0090	0,0048	0,0053	0,0168	0,0068	0,0190	0,0119	0,0076	0,0060	0,0069	0,0067	0,0045
pH low	≥6.0	6,9	6,5	6,7	6,7	6,7	6,8	6,5	6,3	6,2	6,4	6,7	6,6
pH high	≤9.5	7,2	7,1	7,3	7,2	7,1	7,2	6,9	7,1	6,7	7,0	7,1	7,1
Flow (m^3/month)	—	20 546	21 190	25 616	36 777	28 712	19 602	31 536	30 690	20 676	33 481	30 628	27 432
Rainbow Trout	Pass	RF	1	RF	1	RF	RF	1	RF	1	1	RF	RF
Acute Lethality Test	Fail	RF	0	RF	0	RF	RF	0	RF	0	0	RF	RF
Daphnia magna	Pass	RF	0	RF	1	RF	RF	1	RF	1	1	RF	RF
Monitoring Test	Fail	RF	1	RF	0	RF	RF	0	RF	0	0	RF	RF

Comments:

NOTES:
ND: No Deposit **RF:** Reduced Frequency **NCU:** No Cyanide Used **Pass:** ≤50% Mortality **Fail:** >50% Mortality **— :** No data reported
Highlighted data indicate that a monthly effluent quality standard was exceeded for that month.
A "Pass" for the *Daphnia magna* monitoring test is not a requirement.

METAL MINING EFFLUENT REGULATIONS (MMER)
2015 EFFLUENT COMPLIANCE

MINE/MILL NAME	Cigar Lake Project
OPERATOR NAME	Cameco Corporation
PRODUCT(S)	Uranium
ADDRESS	2121-11th Street West, Saskatoon, Saskatchewan S7M 1J3
EFFLUENT DISCHARGE POINT	Station 2.2C

PARAMETERS	LIMITS	JAN.	FEB.	MAR.	APRIL	MAY	JUNE	JULY	AUG.	SEP.	OCT.	NOV.	DEC.
As (mg/L)	0.5	ND	ND	ND	ND	ND	ND	ND	ND	ND	ND	ND	ND
Cu (mg/L)	0.3	ND	ND	ND	ND	ND	ND	ND	ND	ND	ND	ND	ND
CN (mg/L)	1.0	ND	ND	ND	ND	ND	ND	ND	ND	ND	ND	ND	ND
Pb (mg/L)	0.2	ND	ND	ND	ND	ND	ND	ND	ND	ND	ND	ND	ND
Ni (mg/L)	0.5	ND	ND	ND	ND	ND	ND	ND	ND	ND	ND	ND	ND
Zn (mg/L)	0.5	ND	ND	ND	ND	ND	ND	ND	ND	ND	ND	ND	ND
TSS (mg/L)	15	ND	ND	ND	ND	ND	ND	ND	ND	ND	ND	ND	ND
Ra-226 (Bq/L)	0.37	ND	ND	ND	ND	ND	ND	ND	ND	ND	ND	ND	ND
pH low	≥6.0	ND	ND	ND	ND	ND	ND	ND	ND	ND	ND	ND	ND
pH high	≤9.5	ND	ND	ND	ND	ND	ND	ND	ND	ND	ND	ND	ND
Flow (m^3/month)	—	ND	ND	ND	ND	ND	ND	ND	ND	ND	ND	ND	ND
Rainbow Trout	Pass	ND	ND	ND	ND	ND	ND	ND	ND	ND	ND	ND	ND
Acute Lethality Test	Fail	ND	ND	ND	ND	ND	ND	ND	ND	ND	ND	ND	ND
Daphnia magna	Pass	ND	ND	ND	ND	ND	ND	ND	ND	ND	ND	ND	ND
Monitoring Test	Fail	ND	ND	ND	ND	ND	ND	ND	ND	ND	ND	ND	ND

Comments:

NOTES:
ND: No Deposit **RF:** Reduced Frequency **NCU:** No Cyanide Used **Pass:** ≤50% Mortality **Fail:** >50% Mortality **— :** No data reported
Highlighted data indicate that a monthly effluent quality standard was exceeded for that month.
A "Pass" for the *Daphnia magna* monitoring test is not a requirement.

METAL MINING EFFLUENT REGULATIONS (MMER)
2015 EFFLUENT COMPLIANCE

MINE/MILL NAME	Clavos Mine
OPERATOR NAME	Sage Gold Incorporated
PRODUCT(S)	Gold
ADDRESS	Finn Road, German Township, Ontario P0K 1N0
EFFLUENT DISCHARGE POINT	Clavos Mine Drainage Area

PARAMETERS	LIMITS	JAN.	FEB.	MAR.	APRIL	MAY	JUNE	JULY	AUG.	SEP.	OCT.	NOV.	DEC.
As (mg/L)	0.5	ND	ND	ND	ND	ND	ND	ND	ND	ND	ND	ND	ND
Cu (mg/L)	0.3	ND	ND	ND	ND	ND	ND	ND	ND	ND	ND	ND	ND
CN (mg/L)	1.0	ND	ND	ND	ND	ND	ND	ND	ND	ND	ND	ND	ND
Pb (mg/L)	0.2	ND	ND	ND	ND	ND	ND	ND	ND	ND	ND	ND	ND
Ni (mg/L)	0.5	ND	ND	ND	ND	ND	ND	ND	ND	ND	ND	ND	ND
Zn (mg/L)	0.5	ND	ND	ND	ND	ND	ND	ND	ND	ND	ND	ND	ND
TSS (mg/L)	15	ND	ND	ND	ND	ND	ND	ND	ND	ND	ND	ND	ND
Ra-226 (Bq/L)	0.37	ND	ND	ND	ND	ND	ND	ND	ND	ND	ND	ND	ND
pH low	≥6.0	ND	ND	ND	ND	ND	ND	ND	ND	ND	ND	ND	ND
pH high	≤9.5	ND	ND	ND	ND	ND	ND	ND	ND	ND	ND	ND	ND
Flow (m^3/month)	—	ND	ND	ND	ND	ND	ND	ND	ND	ND	ND	ND	ND
Rainbow Trout	Pass	ND	ND	ND	ND	ND	ND	ND	ND	ND	ND	ND	ND
Acute Lethality Test	Fail	ND	ND	ND	ND	ND	ND	ND	ND	ND	ND	ND	ND
Daphnia magna	Pass	ND	ND	ND	ND	ND	ND	ND	ND	ND	ND	ND	ND
Monitoring Test	Fail	ND	ND	ND	ND	ND	ND	ND	ND	ND	ND	ND	ND

Comments: The 2015 annual report for this facility was submitted March 22, 2017 which is later than the deadline of March 31, 2016.

NOTES:
ND: No Deposit **RF:** Reduced Frequency **NCU:** No Cyanide Used **Pass:** ≤50% Mortality **Fail:** >50% Mortality **— :** No data reported
Highlighted data indicate that a monthly effluent quality standard was exceeded for that month.
A "Pass" for the *Daphnia magna* monitoring test is not a requirement.

METAL MINING EFFLUENT REGULATIONS (MMER)
2015 EFFLUENT COMPLIANCE

MINE/MILL NAME	Complexe métallurgique Sorel-Tracy
OPERATOR NAME	RioTinto Fer et Titane Incorporé
PRODUCT(S)	Ilmenite, iron ore, titanium
ADDRESS	1625 Marie-Victorin Road, Sorel-Tracy, Quebec J3R 1M6
EFFLUENT DISCHARGE POINT	EFF2.2-P84

PARAMETERS	LIMITS	JAN.	FEB.	MAR.	APRIL	MAY	JUNE	JULY	AUG.	SEP.	OCT.	NOV.	DEC.
As (mg/L)	0.5	0,0019	0,0020	0,0021	0,0027	0,0020	0,0020	0,0271	0,0018	0,0017	0,0018	0,0018	0,0024
Cu (mg/L)	0.3	0,0089	0,0129	0,0108	0,0189	0,0093	0,0247	0,0109	0,0085	0,0107	0,0099	0,0145	0,0164
CN (mg/L)	1.0	NCU	NCU	NCU	NCU	NCU	NCU	NCU	NCU	NCU	NCU	NCU	0,0140
Pb (mg/L)	0.2	0,0027	0,0044	0,0040	0,0064	0,0051	0,0090	0,0036	0,0023	0,0027	0,0032	0,0043	0,0080
Ni (mg/L)	0.5	0,0141	0,0161	0,0133	0,0174	0,0097	0,0219	0,0093	0,0525	0,0103	0,0113	0,0150	0,0160
Zn (mg/L)	0.5	0,0319	0,0365	0,0269	0,0414	0,0183	0,0466	0,0183	0,0126	0,0181	0,0207	0,0290	0,0380
TSS (mg/L)	15	2,93	9,25	6,33	11,11	10,43	11,36	5,83	5,25	5,11	6,33	4,50	9,40
Ra-226 (Bq/L)	0.37	0,0010	RF	RF	0,0010	RF	RF	0,0010	RF	RF	0,0010	RF	RF
pH low	≥6.0	7,4	7,4	6,9	7,2	7,8	7,5	8,4	7,3	7,6	7,7	7,6	7,4
pH high	≤9.5	8,2	8,4	7,6	7,6	8,5	8,1	9,0	8,9	8,4	8,3	7,9	8,2
Flow (m^3/month)	—	7 010	5 798	14 828	21 023	16 552	20 505	11 236	10 801	19 902	16 297	11 477	13 823
Rainbow Trout	Pass	RF	RF	1	RF	RF	1	RF	RF	1	RF	RF	1
Acute Lethality Test	Fail	RF	RF	0	RF	RF	0	RF	RF	0	RF	RF	0
Daphnia magna	Pass	RF	RF	1	RF	RF	1	RF	RF	1	RF	RF	1
Monitoring Test	Fail	RF	RF	0	RF	RF	0	RF	RF	0	RF	RF	0

Comments:

NOTES:
ND: No Deposit **RF:** Reduced Frequency **NCU:** No Cyanide Used **Pass:** ≤50% Mortality **Fail:** >50% Mortality **— :** No data reported
Highlighted data indicate that a monthly effluent quality standard was exceeded for that month.
A "Pass" for the *Daphnia magna* monitoring test is not a requirement.

METAL MINING EFFLUENT REGULATIONS (MMER)
2015 EFFLUENT COMPLIANCE

MINE/MILL NAME	Complexe métallurgique Sorel-Tracy
OPERATOR NAME	RioTinto Fer et Titane Incorporé
PRODUCT(S)	Ilmenite, iron ore, titanium
ADDRESS	1625 Marie-Victorin Road, Sorel-Tracy, Quebec J3R 1M6
EFFLUENT DISCHARGE POINT	Effluent final QIT (point 1.4)

PARAMETERS	LIMITS	JAN.	FEB.	MAR.	APRIL	MAY	JUNE	JULY	AUG.	SEP.	OCT.	NOV.	DEC.
As (mg/L)	0.5	0,0016	0,0015	0,0018	0,0065	0,0014	0,0020	0,0016	0,0016	0,0011	0,0016	0,0021	0,0016
Cu (mg/L)	0.3	0,0121	0,0116	0,0114	0,0146	0,0060	0,0098	0,0072	0,0086	0,0138	0,0074	0,0113	0,0123
CN (mg/L)	1.0	NCU	NCU	NCU	NCU	NCU	NCU	NCU	NCU	NCU	NCU	NCU	NCU
Pb (mg/L)	0.2	0,0051	0,0051	0,0046	0,0226	0,0054	0,0080	0,0083	0,0114	0,0039	0,0092	0,0224	0,0149
Ni (mg/L)	0.5	0,0328	0,0330	0,0318	0,0224	0,0115	0,0166	0,0082	0,0143	0,0178	0,0159	0,0186	0,0181
Zn (mg/L)	0.5	0,0613	0,0693	0,0450	0,3624	0,0519	0,0759	0,0419	0,0698	0,0288	0,0558	0,1790	0,1748
TSS (mg/L)	15	12,88	9,88	8,00	10,67	5,25	11,22	5,89	7,75	6,38	6,56	10,88	9,38
Ra-226 (Bq/L)	0.37	0,0100	RF	RF	0,0010	RF	RF	0,0010	RF	RF	0,0010	RF	RF
pH low	≥6.0	7,3	7,4	7,4	7,5	7,8	7,6	7,7	7,7	7,4	7,6	7,5	7,2
pH high	≤9.5	7,7	7,7	7,9	7,7	8,0	7,9	8,0	8,0	8,1	8,1	7,9	8,0
Flow (m^3/month)	—	2 475 730	2 646 340	3 013 345	2 565 480	3 852 370	4 077 763	4 121 626	4 737 811	4 229 396	3 140 297	3 409 414	2 700 902
Rainbow Trout	Pass	RF	RF	1	RF	RF	1	RF	RF	2	RF	RF	1
Acute Lethality Test	Fail	RF	RF	0	RF	RF	0	RF	RF	0	RF	RF	0
Daphnia magna	Pass	RF	RF	1	RF	RF	1	RF	RF	2	RF	RF	1
Monitoring Test	Fail	RF	RF	0	RF	RF	0	RF	RF	0	RF	RF	0

Comments:

NOTES:
ND: No Deposit **RF:** Reduced Frequency **NCU:** No Cyanide Used **Pass:** ≤50% Mortality **Fail:** >50% Mortality **— :** No data reported
Highlighted data indicate that a monthly effluent quality standard was exceeded for that month.
A "Pass" for the *Daphnia magna* monitoring test is not a requirement.

METAL MINING EFFLUENT REGULATIONS (MMER)
2015 EFFLUENT COMPLIANCE

MINE/MILL NAME	Con Mine
OPERATOR NAME	Miramar Northern Mining Limited
PRODUCT(S)	Gold
ADDRESS	75 Con Road, Yellowknife, Northwest Territories X1A 2M1
EFFLUENT DISCHARGE POINT	Surveillance Network Program Station 40-1

PARAMETERS	LIMITS	JAN.	FEB.	MAR.	APRIL	MAY	JUNE	JULY	AUG.	SEP.	OCT.	NOV.	DEC.
As (mg/L)	0.5	ND	ND	ND	ND	ND	ND	ND	ND	0,0089	ND	ND	ND
Cu (mg/L)	0.3	ND	ND	ND	ND	ND	ND	ND	ND	0,0038	ND	ND	ND
CN (mg/L)	1.0	ND	ND	ND	ND	ND	ND	ND	ND	0,0025	ND	ND	ND
Pb (mg/L)	0.2	ND	ND	ND	ND	ND	ND	ND	ND	0,0002	ND	ND	ND
Ni (mg/L)	0.5	ND	ND	ND	ND	ND	ND	ND	ND	0,0228	ND	ND	ND
Zn (mg/L)	0.5	ND	ND	ND	ND	ND	ND	ND	ND	0,0268	ND	ND	ND
TSS (mg/L)	15	ND	ND	ND	ND	ND	ND	ND	ND	1,00	ND	ND	ND
Ra-226 (Bq/L)	0.37	ND	ND	ND	ND	ND	ND	ND	ND	0,0082	ND	ND	ND
pH low	≥6.0	ND	ND	ND	ND	ND	ND	ND	ND	7,0	ND	ND	ND
pH high	≤9.5	ND	ND	ND	ND	ND	ND	ND	ND	7,6	ND	ND	ND
Flow (m^3/month)	—	ND	ND	ND	ND	ND	ND	ND	ND	90 038	ND	ND	ND
Rainbow Trout	Pass	ND	ND	ND	ND	ND	ND	ND	ND	2	ND	ND	ND
Acute Lethality Test	Fail	ND	ND	ND	ND	ND	ND	ND	ND	0	ND	ND	ND
Daphnia magna	Pass	ND	ND	ND	ND	ND	ND	ND	ND	2	ND	ND	ND
Monitoring Test	Fail	ND	ND	ND	ND	ND	ND	ND	ND	0	ND	ND	ND

Comments:

NOTES:
ND: No Deposit **RF:** Reduced Frequency **NCU:** No Cyanide Used **Pass:** ≤50% Mortality **Fail:** >50% Mortality **— :** No data reported
Highlighted data indicate that a monthly effluent quality standard was exceeded for that month.
A "Pass" for the *Daphnia magna* monitoring test is not a requirement.

METAL MINING EFFLUENT REGULATIONS (MMER)
2015 EFFLUENT COMPLIANCE

MINE/MILL NAME	Copper Cliff Complex
OPERATOR NAME	Vale Canada Limited
PRODUCT(S)	Nickel, copper, cobalt, platinum, palladium
ADDRESS	155 Balsam Street, Copper Cliff, Ontario P0M 1N0
EFFLUENT DISCHARGE POINT	Copper Cliff Wastewater Treatment Plant

PARAMETERS	LIMITS	JAN.	FEB.	MAR.	APRIL	MAY	JUNE	JULY	AUG.	SEP.	OCT.	NOV.	DEC.
As (mg/L)	0.5	0,0013	0,0021	0,0429	0,0017	0,0019	0,0010	ND	0,0009	0,0015	0,0018	0,0015	0,0011
Cu (mg/L)	0.3	0,0138	0,0168	0,0225	0,0168	0,0038	0,0035	ND	0,0030	0,0030	0,0080	0,0080	0,0124
CN (mg/L)	1.0	0,0083	0,0082	0,0303	0,0189	0,0041	0,0025	ND	0,0010	0,0027	0,0031	0,0074	0,0148
Pb (mg/L)	0.2	0,0001	0,0006	0,0005	0,0002	0,0001	0,0001	ND	0,0002	0,0001	0,0003	0,0001	0,0001
Ni (mg/L)	0.5	0,2048	0,2865	0,2123	0,0962	0,0210	0,0223	ND	0,0100	0,0220	0,1000	0,0543	0,0874
Zn (mg/L)	0.5	0,0028	0,0084	0,0043	0,0023	0,0013	0,0022	ND	0,0020	0,0041	0,0008	0,0020	0,0025
TSS (mg/L)	15	2,80	2,58	2,60	2,44	1,00	1,00	ND	2,70	4,80	1,00	2,67	3,32
Ra-226 (Bq/L)	0.37	0,0070	RF	RF	0,0025	RF	RF	ND	0,0120	RF	RF	0,0040	RF
pH low	≥6.0	7,1	6,9	8,2	6,6	6,9	7,6	ND	8,9	8,3	7,3	6,5	6,8
pH high	≤9.5	8,7	8,7	8,4	8,9	8,9	8,5	ND	8,9	9,0	7,3	7,8	8,4
Flow (m^3/month)	—	5 812 471	4 580 221	4 405 892	4 514 462	5 413 101	4 404 862	ND	938 378	3 025 501	1 321 840	2 662 403	5 139 977
Rainbow Trout	Pass	1	RF	RF	1	RF	RF	ND	1	RF	RF	1	RF
Acute Lethality Test	Fail	0	RF	RF	0	RF	RF	ND	0	RF	RF	0	RF
Daphnia magna	Pass	1	RF	RF	1	RF	RF	ND	1	RF	RF	1	RF
Monitoring Test	Fail	0	RF	RF	0	RF	RF	ND	0	RF	RF	0	RF

Comments:

NOTES:
ND: No Deposit **RF:** Reduced Frequency **NCU:** No Cyanide Used **Pass:** ≤50% Mortality **Fail:** >50% Mortality **— :** No data reported
Highlighted data indicate that a monthly effluent quality standard was exceeded for that month.
A "Pass" for the *Daphnia magna* monitoring test is not a requirement.

METAL MINING EFFLUENT REGULATIONS (MMER)
2015 EFFLUENT COMPLIANCE

MINE/MILL NAME	Copper Cliff Complex
OPERATOR NAME	Vale Canada Limited
PRODUCT(S)	Nickel, copper, cobalt, platinum, palladium
ADDRESS	155 Balsam Street, Copper Cliff, Ontario P0M 1N0
EFFLUENT DISCHARGE POINT	Nolin Creek Spillway

PARAMETERS	LIMITS	JAN.	FEB.	MAR.	APRIL	MAY	JUNE	JULY	AUG.	SEP.	OCT.	NOV.	DEC.
As (mg/L)	0.5	ND	ND	ND	ND	ND	ND	ND	ND	ND	ND	ND	ND
Cu (mg/L)	0.3	ND	ND	ND	ND	ND	ND	ND	ND	ND	ND	ND	ND
CN (mg/L)	1.0	ND	ND	ND	ND	ND	ND	ND	ND	ND	ND	ND	ND
Pb (mg/L)	0.2	ND	ND	ND	ND	ND	ND	ND	ND	ND	ND	ND	ND
Ni (mg/L)	0.5	ND	ND	ND	ND	ND	ND	ND	ND	ND	ND	ND	ND
Zn (mg/L)	0.5	ND	ND	ND	ND	ND	ND	ND	ND	ND	ND	ND	ND
TSS (mg/L)	15	ND	ND	ND	ND	ND	ND	ND	ND	ND	ND	ND	ND
Ra-226 (Bq/L)	0.37	ND	ND	ND	ND	ND	ND	ND	ND	ND	ND	ND	ND
pH low	≥6.0	ND	ND	ND	ND	ND	ND	ND	ND	ND	ND	ND	ND
pH high	≤9.5	ND	ND	ND	ND	ND	ND	ND	ND	ND	ND	ND	ND
Flow (m^3/month)	—	ND	ND	ND	ND	ND	ND	ND	ND	ND	ND	ND	ND
Rainbow Trout	Pass	ND	ND	ND	ND	ND	ND	ND	ND	ND	ND	ND	ND
Acute Lethality Test	Fail	ND	ND	ND	ND	ND	ND	ND	ND	ND	ND	ND	ND
Daphnia magna	Pass	ND	ND	ND	ND	ND	ND	ND	ND	ND	ND	ND	ND
Monitoring Test	Fail	ND	ND	ND	ND	ND	ND	ND	ND	ND	ND	ND	ND

Comments:

NOTES:
ND: No Deposit **RF:** Reduced Frequency **NCU:** No Cyanide Used **Pass:** ≤50% Mortality **Fail:** >50% Mortality **— :** No data reported
Highlighted data indicate that a monthly effluent quality standard was exceeded for that month.
A "Pass" for the *Daphnia magna* monitoring test is not a requirement.

METAL MINING EFFLUENT REGULATIONS (MMER)
2015 EFFLUENT COMPLIANCE

MINE/MILL NAME	Copper Cliff Complex
OPERATOR NAME	Vale Canada Limited
PRODUCT(S)	Nickel, copper, cobalt, platinum, palladium
ADDRESS	155 Balsam Street, Copper Cliff, Ontario P0M 1N0
EFFLUENT DISCHARGE POINT	Nolin Creek Wastewater Treatment Plant

PARAMETERS	LIMITS	JAN.	FEB.	MAR.	APRIL	MAY	JUNE	JULY	AUG.	SEP.	OCT.	NOV.	DEC.
As (mg/L)	0.5	0,0004	0,0003	0,0003	0,0005	0,0005	0,0003	0,0003	ND	0,0003	0,0002	0,0002	0,0003
Cu (mg/L)	0.3	0,0770	0,0543	0,0433	0,0618	0,0245	0,0154	0,0070	ND	0,0140	0,0335	0,0505	0,0894
CN (mg/L)	1.0	NCU	NCU	NCU	NCU	NCU	NCU	NCU	ND	NCU	NCU	NCU	NCU
Pb (mg/L)	0.2	0,0000	0,0001	0,0003	0,0002	0,0001	0,0000	0,0001	ND	0,0001	0,0000	0,0001	0,0000
Ni (mg/L)	0.5	0,3400	0,4045	0,2565	0,1678	0,1098	0,1012	0,0510	ND	0,0836	0,1845	0,1673	0,2464
Zn (mg/L)	0.5	0,0070	0,0118	0,0059	0,0045	0,0036	0,0025	0,0012	ND	0,0034	0,0039	0,0046	0,0061
TSS (mg/L)	15	1,53	3,23	3,85	2,32	1,00	3,08	3,20	ND	2,24	1,90	2,20	1,72
Ra-226 (Bq/L)	0.37	0,0025	RF	RF	0,0025	RF	RF	0,0040	ND	RF	0,0040	RF	RF
pH low	≥6.0	7,6	8,2	8,4	8,4	8,2	8,3	8,3	ND	8,4	8,5	8,0	7,7
pH high	≤9.5	8,3	9,0	8,6	8,9	8,8	8,8	8,3	ND	8,8	8,8	8,7	8,4
Flow (m^3/month)	—	632 569	306 532	236 003	516 406	594 315	544 776	101 154	ND	319 140	330 164	498 588	647 076
Rainbow Trout	Pass	1	RF	RF	1	RF	RF	1	ND	RF	1	RF	RF
Acute Lethality Test	Fail	0	RF	RF	0	RF	RF	0	ND	RF	0	RF	RF
Daphnia magna	Pass	1	RF	RF	1	RF	RF	1	ND	RF	1	RF	RF
Monitoring Test	Fail	0	RF	RF	0	RF	RF	0	ND	RF	0	RF	RF

Comments:

NOTES:
ND: No Deposit **RF:** Reduced Frequency **NCU:** No Cyanide Used **Pass:** ≤50% Mortality **Fail:** >50% Mortality **— :** No data reported
Highlighted data indicate that a monthly effluent quality standard was exceeded for that month.
A "Pass" for the *Daphnia magna* monitoring test is not a requirement.

METAL MINING EFFLUENT REGULATIONS (MMER)
2015 EFFLUENT COMPLIANCE

MINE/MILL NAME	Copper Mountain Mine
OPERATOR NAME	Copper Mountain Mine (BC) Limited
PRODUCT(S)	Copper
ADDRESS	20 km south of Highway #3, near Princeton, British Columbia V0X 1W0
EFFLUENT DISCHARGE POINT	Co.SW07 - W. Dam Seepage

PARAMETERS	LIMITS	JAN.	FEB.	MAR.	APRIL	MAY	JUNE	JULY	AUG.	SEP.	OCT.	NOV.	DEC.
As (mg/L)	0.5	RF	0,0010	RF	RF	0,0010	RF	RF	0,0010	RF	RF	0,0009	RF
Cu (mg/L)	0.3	RF	0,0037	RF	RF	0,0025	RF	RF	0,0026	RF	RF	0,0023	RF
CN (mg/L)	1.0	NCU	NCU	NCU	NCU	NCU	NCU	NCU	NCU	NCU	NCU	NCU	NCU
Pb (mg/L)	0.2	RF	0,0000	RF	RF	0,0000	RF	RF	0,0000	RF	RF	0,0000	RF
Ni (mg/L)	0.5	RF	0,0006	RF	RF	0,0008	RF	RF	0,0010	RF	RF	0,0007	RF
Zn (mg/L)	0.5	RF	0,0015	RF	RF	0,0015	RF	RF	0,0015	RF	RF	0,0015	RF
TSS (mg/L)	15	0,73	0,50	0,85	0,80	1,10	0,50	0,78	0,78	0,50	0,78	0,50	0,50
Ra-226 (Bq/L)	0.37	RF	0,0050	RF	RF	0,0050	RF	RF	0,0050	RF	RF	0,0050	RF
pH low	≥6.0	7,8	7,9	7,6	7,7	7,6	7,8	7,9	7,7	7,5	7,6	7,7	7,5
pH high	≤9.5	8,0	8,0	8,1	8,2	8,2	8,0	8,1	8,1	7,9	8,0	7,9	7,9
Flow (m^3/month)	—	39 727	23 394	41 308	50 070	50 755	59 003	55 093	50 088	43 860	48 872	49 748	52 049
Rainbow Trout	Pass	RF	1	RF	RF	1	RF	RF	1	RF	RF	1	RF
Acute Lethality Test	Fail	RF	0	RF	RF	0	RF	RF	0	RF	RF	0	RF
Daphnia magna	Pass	RF	1	RF	RF	1	RF	RF	1	RF	RF	1	RF
Monitoring Test	Fail	RF	0	RF	RF	0	RF	RF	0	RF	RF	0	RF

Comments:

NOTES:
ND: No Deposit **RF:** Reduced Frequency **NCU:** No Cyanide Used **Pass:** ≤50% Mortality **Fail:** >50% Mortality **— :** No data reported
Highlighted data indicate that a monthly effluent quality standard was exceeded for that month.
A "Pass" for the *Daphnia magna* monitoring test is not a requirement.

METAL MINING EFFLUENT REGULATIONS (MMER)
2015 EFFLUENT COMPLIANCE

MINE/MILL NAME	Copper Mountain Mine
OPERATOR NAME	Copper Mountain Mine (BC) Limited
PRODUCT(S)	Copper
ADDRESS	20 km south of Highway #3, near Princeton, British Columbia V0X 1W0
EFFLUENT DISCHARGE POINT	Co.SW09 - Level 6 Adit

PARAMETERS	LIMITS	JAN.	FEB.	MAR.	APRIL	MAY	JUNE	JULY	AUG.	SEP.	OCT.	NOV.	DEC.
As (mg/L)	0.5	RF	RF	0,0020	RF	0,0021	RF	RF	0,0021	RF	0,0020	0,0021	0,0035
Cu (mg/L)	0.3	RF	RF	0,0208	RF	0,0196	RF	RF	0,0206	RF	0,0210	0,0204	0,0219
CN (mg/L)	1.0	NCU	NCU	NCU	NCU	NCU	NCU	NCU	NCU	NCU	NCU	NCU	NCU
Pb (mg/L)	0.2	RF	RF	0,0000	RF	0,0000	RF	RF	0,0000	RF	0,0000	0,0000	0,0000
Ni (mg/L)	0.5	RF	RF	0,0018	RF	0,0016	RF	RF	0,0016	RF	0,0014	0,0011	0,0019
Zn (mg/L)	0.5	RF	RF	0,0046	RF	0,0043	RF	RF	0,0039	RF	0,0041	0,0041	0,0054
TSS (mg/L)	15	0,50	0,78	0,85	0,70	0,50	0,50	0,64	0,50	0,50	0,50	1,58	0,50
Ra-226 (Bq/L)	0.37	RF	RF	0,0050	RF	0,0050	RF	RF	0,0050	RF	RF	0,0050	RF
pH low	≥6.0	7,9	7,9	7,8	7,9	7,9	7,9	8,1	7,9	7,7	8,0	8,0	7,9
pH high	≤9.5	8,1	8,0	8,1	8,2	8,2	8,1	8,2	8,2	8,0	8,1	8,1	8,0
Flow (m^3/month)	—	19 677	40 131	41 556	34 836	23 839	18 443	16 163	19 995	16 590	16 515	45 540	81 251
Rainbow Trout	Pass	RF	1	RF	RF	1	RF	RF	1	RF	RF	1	RF
Acute Lethality Test	Fail	RF	0	RF	RF	0	RF	RF	0	RF	RF	0	RF
Daphnia magna	Pass	RF	1	RF	RF	1	RF	RF	1	RF	RF	1	RF
Monitoring Test	Fail	RF	0	RF	RF	0	RF	RF	0	RF	RF	0	RF

Comments:

NOTES:
ND: No Deposit **RF:** Reduced Frequency **NCU:** No Cyanide Used **Pass:** ≤50% Mortality **Fail:** >50% Mortality **— :** No data reported
Highlighted data indicate that a monthly effluent quality standard was exceeded for that month.
A "Pass" for the *Daphnia magna* monitoring test is not a requirement.

METAL MINING EFFLUENT REGULATIONS (MMER)
2015 EFFLUENT COMPLIANCE

MINE/MILL NAME	Copper Mountain Mine
OPERATOR NAME	Copper Mountain Mine (BC) Limited
PRODUCT(S)	Copper
ADDRESS	20 km south of Highway #3, near Princeton, British Columbia V0X 1W0
EFFLUENT DISCHARGE POINT	Co.SW21 - D4 Dump Drainage

PARAMETERS	LIMITS	JAN.	FEB.	MAR.	APRIL	MAY	JUNE	JULY	AUG.	SEP.	OCT.	NOV.	DEC.
As (mg/L)	0.5	RF	0,0014	RF	RF	0,0013	RF	RF	0,0014	RF	0,0015	0,0014	0,0028
Cu (mg/L)	0.3	RF	0,0194	RF	RF	0,0177	RF	RF	0,0188	RF	0,0155	0,0142	0,1140
CN (mg/L)	1.0	NCU	NCU	NCU	NCU	NCU	NCU	NCU	NCU	NCU	NCU	NCU	NCU
Pb (mg/L)	0.2	RF	0,0001	RF	RF	0,0001	RF	RF	0,0001	RF	0,0001	0,0001	0,0015
Ni (mg/L)	0.5	RF	0,0013	RF	RF	0,0013	RF	RF	0,0015	RF	0,0014	0,0012	0,0059
Zn (mg/L)	0.5	RF	0,0030	RF	RF	0,0030	RF	RF	0,0030	RF	0,0030	0,0030	0,0171
TSS (mg/L)	15	2,78	4,78	15,00	8,98	7,40	7,23	6,26	3,73	2,28	1,00	1,10	58,56
Ra-226 (Bq/L)	0.37	RF	0,0050	RF	RF	0,0100	RF	RF	0,0050	RF	RF	0,0050	RF
pH low	≥6.0	8,2	8,2	8,1	8,1	8,1	8,2	8,2	8,1	8,1	8,1	8,1	8,0
pH high	≤9.5	8,3	8,2	8,3	8,4	8,3	8,2	8,3	8,3	8,2	8,3	8,2	8,2
Flow (m^3/month)	—	2 046	2 975	3 650	4 452	2 441	2 123	3 850	3 728	3 114	3 100	3 870	5 580
Rainbow Trout	Pass	RF	1	RF	RF	1	RF	RF	1	RF	RF	1	RF
Acute Lethality Test	Fail	RF	0	RF	RF	0	RF	RF	0	RF	RF	0	RF
Daphnia magna	Pass	RF	1	RF	RF	1	RF	RF	1	RF	RF	1	RF
Monitoring Test	Fail	RF	0	RF	RF	0	RF	RF	0	RF	RF	0	RF

Comments: The monthly mean concentration for copper for the month of December is greater than 10% of the limit therefore testing for Copper is no longer in reduced frequency.

NOTES:
ND: No Deposit **RF:** Reduced Frequency **NCU:** No Cyanide Used **Pass:** ≤50% Mortality **Fail:** >50% Mortality **— :** No data reported
Highlighted data indicate that a monthly effluent quality standard was exceeded for that month.
A "Pass" for the *Daphnia magna* monitoring test is not a requirement.

METAL MINING EFFLUENT REGULATIONS (MMER)
2015 EFFLUENT COMPLIANCE

MINE/MILL NAME	Copper Mountain Mine
OPERATOR NAME	Copper Mountain Mine (BC) Limited
PRODUCT(S)	Copper
ADDRESS	20 km south of Highway #3, near Princeton, British Columbia V0X 1W0
EFFLUENT DISCHARGE POINT	Co.SW27 - E Dam Seepage

PARAMETERS	LIMITS	JAN.	FEB.	MAR.	APRIL	MAY	JUNE	JULY	AUG.	SEP.	OCT.	NOV.	DEC.
As (mg/L)	0.5	RF	0,0011	RF	RF	0,0012	RF	RF	0,0012	ND	RF	ND	0,0015
Cu (mg/L)	0.3	RF	0,0011	RF	RF	0,0014	RF	RF	0,0016	ND	RF	ND	0,0029
CN (mg/L)	1.0	NCU	NCU	NCU	NCU	NCU	NCU	NCU	NCU	ND	NCU	ND	NCU
Pb (mg/L)	0.2	RF	0,0000	RF	RF	0,0000	RF	RF	0,0000	ND	RF	ND	0,0000
Ni (mg/L)	0.5	RF	0,0003	RF	RF	0,0003	RF	RF	0,0008	ND	RF	ND	0,0006
Zn (mg/L)	0.5	RF	0,0015	RF	RF	0,0015	RF	RF	0,0015	ND	RF	ND	0,0015
TSS (mg/L)	15	0,50	0,50	0,50	0,64	0,50	0,50	0,67	2,00	ND	0,50	ND	5,20
Ra-226 (Bq/L)	0.37	RF	0,0050	RF	RF	0,0050	RF	RF	0,0050	ND	RF	ND	0,0050
pH low	≥6.0	7,9	8,0	7,8	7,8	7,9	7,9	8,0	8,1	ND	7,8	ND	7,8
pH high	≤9.5	8,1	8,0	8,2	8,2	8,2	8,0	8,0	8,1	ND	8,1	ND	7,8
Flow (m^3/month)	—	90 350	88 004	110 414	86 088	87 552	81 855	27 384	1	ND	18 667	ND	118
Rainbow Trout	Pass	RF	1	RF	RF	1	RF	RF	1	ND	RF	ND	1
Acute Lethality Test	Fail	RF	0	RF	RF	0	RF	RF	0	ND	RF	ND	0
Daphnia magna	Pass	RF	1	RF	RF	1	RF	RF	1	ND	RF	ND	1
Monitoring Test	Fail	RF	0	RF	RF	0	RF	RF	0	ND	RF	ND	0

Comments:

NOTES:
ND: No Deposit **RF:** Reduced Frequency **NCU:** No Cyanide Used **Pass:** ≤50% Mortality **Fail:** >50% Mortality **— :** No data reported
Highlighted data indicate that a monthly effluent quality standard was exceeded for that month.
A "Pass" for the *Daphnia magna* monitoring test is not a requirement.

METAL MINING EFFLUENT REGULATIONS (MMER)
2015 EFFLUENT COMPLIANCE

MINE/MILL NAME	Copper Mountain Mine
OPERATOR NAME	Copper Mountain Mine (BC) Limited
PRODUCT(S)	Copper
ADDRESS	20 km south of Highway #3, near Princeton, British Columbia V0X 1W0
EFFLUENT DISCHARGE POINT	Co.SW35A - Mill-1 drainage

PARAMETERS	LIMITS	JAN.	FEB.	MAR.	APRIL	MAY	JUNE	JULY	AUG.	SEP.	OCT.	NOV.	DEC.
As (mg/L)	0.5	-	-	-	0,0008	0,0009	0,0013	ND	ND	ND	ND	0,0010	0,0007
Cu (mg/L)	0.3	-	-	-	0,0098	0,0082	0,0071	ND	ND	ND	ND	0,0109	0,0070
CN (mg/L)	1.0	-	-	-	NCU	NCU	-	ND	ND	ND	ND	NCU	NCU
Pb (mg/L)	0.2	-	-	-	0,0000	0,0000	0,0000	ND	ND	ND	ND	0,0000	0,0000
Ni (mg/L)	0.5	-	-	-	0,0033	0,0037	0,0043	ND	ND	ND	ND	0,0041	0,0044
Zn (mg/L)	0.5	-	-	-	0,0048	0,0066	0,0064	ND	ND	ND	ND	0,0026	0,0027
TSS (mg/L)	15	-	-	-	1,66	1,08	2,45	ND	ND	ND	ND	0,95	0,62
Ra-226 (Bq/L)	0.37	-	-	-	0,0050	0,0050	0,0050	ND	ND	ND	ND	0,0050	0,0050
pH low	≥6.0	-	-	-	7,9	8,1	8,3	ND	ND	ND	ND	8,0	7,7
pH high	≤9.5	-	-	-	8,3	8,4	8,3	ND	ND	ND	ND	8,1	8,2
Flow (m^3/month)	—	-	-	-	545	147	105	ND	ND	ND	ND	498	440
Rainbow Trout	Pass	-	-	-	1	1	1	ND	ND	ND	ND	1	1
Acute Lethality Test	Fail	-	-	-	0	0	0	ND	ND	ND	ND	0	0
Daphnia magna	Pass	-	-	-	1	1	1	ND	ND	ND	ND	1	1
Monitoring Test	Fail	-	-	-	0	0	0	ND	ND	ND	ND	0	0

Comments: The final discharge point was activated in March 2015.

NOTES:
ND: No Deposit **RF:** Reduced Frequency **NCU:** No Cyanide Used **Pass:** ≤50% Mortality **Fail:** >50% Mortality **— :** No data reported
Highlighted data indicate that a monthly effluent quality standard was exceeded for that month.
A "Pass" for the *Daphnia magna* monitoring test is not a requirement.

METAL MINING EFFLUENT REGULATIONS (MMER)
2015 EFFLUENT COMPLIANCE

MINE/MILL NAME	Copper Mountain Mine
OPERATOR NAME	Copper Mountain Mine (BC) Limited
PRODUCT(S)	Copper
ADDRESS	20 km south of Highway #3, near Princeton, British Columbia V0X 1W0
EFFLUENT DISCHARGE POINT	Co.SW36 - Lost Horse Gulch Drainage

PARAMETERS	LIMITS	JAN.	FEB.	MAR.	APRIL	MAY	JUNE	JULY	AUG.	SEP.	OCT.	NOV.	DEC.
As (mg/L)	0.5	RF	0,0007	RF	RF	0,0008	RF	RF	0,0009	RF	RF	0,0008	RF
Cu (mg/L)	0.3	RF	0,0236	RF	RF	0,0153	RF	RF	0,0209	RF	RF	0,0147	RF
CN (mg/L)	1.0	NCU	NCU	NCU	NCU	NCU	NCU	NCU	NCU	NCU	NCU	NCU	NCU
Pb (mg/L)	0.2	RF	0,0001	RF	RF	0,0001	RF	RF	0,0001	RF	RF	0,0001	RF
Ni (mg/L)	0.5	RF	0,0015	RF	RF	0,0012	RF	RF	0,0016	RF	RF	0,0015	RF
Zn (mg/L)	0.5	RF	0,0030	RF	RF	0,0030	RF	RF	0,0030	RF	RF	0,0046	RF
TSS (mg/L)	15	0,70	1,65	1,75	1,64	0,98	1,60	0,86	0,88	0,60	0,50	3,24	2,96
Ra-226 (Bq/L)	0.37	RF	0,0120	RF	RF	0,0050	RF	RF	0,0050	RF	RF	0,0050	RF
pH low	≥6.0	8,1	8,1	8,0	8,1	8,1	8,1	8,2	8,1	8,0	8,1	8,0	8,0
pH high	≤9.5	8,2	8,2	8,3	8,4	8,3	8,2	8,3	8,3	8,2	8,3	8,2	8,3
Flow (m^3/month)	—	8 626	22 862	27 195	20 886	14 128	13 223	11 241	11 393	7 536	4 945	9 666	7 062
Rainbow Trout	Pass	RF	1	RF	RF	1	RF	RF	1	RF	RF	1	RF
Acute Lethality Test	Fail	RF	0	RF	RF	0	RF	RF	0	RF	RF	0	RF
Daphnia magna	Pass	RF	1	RF	RF	1	RF	RF	1	RF	RF	1	RF
Monitoring Test	Fail	RF	0	RF	RF	0	RF	RF	0	RF	RF	0	RF

Comments:

NOTES:
ND: No Deposit **RF:** Reduced Frequency **NCU:** No Cyanide Used **Pass:** ≤50% Mortality **Fail:** >50% Mortality **— :** No data reported
Highlighted data indicate that a monthly effluent quality standard was exceeded for that month.
A "Pass" for the *Daphnia magna* monitoring test is not a requirement.

METAL MINING EFFLUENT REGULATIONS (MMER)
2015 EFFLUENT COMPLIANCE

MINE/MILL NAME	Copper Mountain Mine
OPERATOR NAME	Copper Mountain Mine (BC) Limited
PRODUCT(S)	Copper
ADDRESS	20 km south of Highway #3, near Princeton, British Columbia V0X 1W0
EFFLUENT DISCHARGE POINT	Co.SW37 - D2 Dump Drainage

PARAMETERS	LIMITS	JAN.	FEB.	MAR.	APRIL	MAY	JUNE	JULY	AUG.	SEP.	OCT.	NOV.	DEC.
As (mg/L)	0.5	RF	0,0012	RF	RF	0,0012	RF	RF	0,0013	RF	RF	0,0011	RF
Cu (mg/L)	0.3	RF	0,0203	RF	RF	0,0165	RF	RF	0,0149	RF	RF	0,0122	RF
CN (mg/L)	1.0	NCU	NCU	NCU	NCU	NCU	NCU	NCU	NCU	NCU	NCU	NCU	NCU
Pb (mg/L)	0.2	RF	0,0001	RF	RF	0,0001	RF	RF	0,0001	RF	RF	0,0001	RF
Ni (mg/L)	0.5	RF	0,0005	RF	RF	0,0005	RF	RF	0,0014	RF	RF	0,0005	RF
Zn (mg/L)	0.5	RF	0,0030	RF	RF	0,0030	RF	RF	0,0030	RF	RF	0,0030	RF
TSS (mg/L)	15	2,15	6,70	2,53	2,00	1,63	1,60	1,74	1,80	1,68	1,28	3,78	3,60
Ra-226 (Bq/L)	0.37	RF	0,0050	RF	RF	0,0050	RF	RF	0,0050	RF	RF	0,0050	RF
pH low	≥6.0	8,2	8,2	8,2	8,2	8,3	8,2	8,3	8,2	8,2	8,2	8,2	8,2
pH high	≤9.5	8,3	8,2	8,3	8,4	8,3	8,3	8,3	8,3	8,3	8,3	8,3	8,3
Flow (m^3/month)	—	5 526	9 009	12 462	7 686	6 301	6 120	7 235	6 371	5 844	5 014	8 805	6 752
Rainbow Trout	Pass	RF	1	RF	RF	1	RF	RF	1	RF	RF	1	RF
Acute Lethality Test	Fail	RF	0	RF	RF	0	RF	RF	0	RF	RF	0	RF
Daphnia magna	Pass	RF	1	RF	RF	1	RF	RF	1	RF	RF	1	RF
Monitoring Test	Fail	RF	0	RF	RF	0	RF	RF	0	RF	RF	0	RF

Comments:

NOTES:
ND: No Deposit **RF:** Reduced Frequency **NCU:** No Cyanide Used **Pass:** ≤50% Mortality **Fail:** >50% Mortality **— :** No data reported
Highlighted data indicate that a monthly effluent quality standard was exceeded for that month.
A "Pass" for the *Daphnia magna* monitoring test is not a requirement.

METAL MINING EFFLUENT REGULATIONS (MMER)
2015 EFFLUENT COMPLIANCE

MINE/MILL NAME	Copper Rand (Mine)
OPERATOR NAME	CBay Minerals Incorporated
PRODUCT(S)	Copper, gold
ADDRESS	P.O. Box 400, Chibougamau, Quebec G8P 2X8
EFFLUENT DISCHARGE POINT	Point de Rejet Final 2.1c

PARAMETERS	LIMITS	JAN.	FEB.	MAR.	APRIL	MAY	JUNE	JULY	AUG.	SEP.	OCT.	NOV.	DEC.
As (mg/L)	0.5	0,0032	0,0014	ND	ND	ND	0,0003	0,0003	0,0003	0,0003	0,0002	0,0013	0,0038
Cu (mg/L)	0.3	0,0065	0,0060	ND	ND	ND	0,0074	0,0074	0,0053	0,0055	0,0059	0,0080	0,0053
CN (mg/L)	1.0	0,0025	NCU	ND	ND	ND	0,0130	NCU	0,0025	NCU	0,0100	NCU	NCU
Pb (mg/L)	0.2	0,0002	0,0002	ND	ND	ND	0,0002	0,0002	0,0016	0,0047	0,0002	0,0002	0,0002
Ni (mg/L)	0.5	0,0069	0,0070	ND	ND	ND	0,0057	0,0051	0,0045	0,0024	0,0051	0,0040	0,0056
Zn (mg/L)	0.5	0,0013	0,0020	ND	ND	ND	0,0005	0,0005	0,0005	0,0005	0,0005	0,0005	0,0006
TSS (mg/L)	15	0,90	1,17	ND	ND	ND	2,00	2,50	0,80	0,88	0,75	2,38	0,80
Ra-226 (Bq/L)	0.37	0,0010	RF	ND	ND	ND	0,0020	RF	0,0010	RF	0,0010	RF	RF
pH low	≥6.0	7,6	7,6	ND	ND	ND	7,7	7,7	7,8	7,7	7,8	7,7	7,6
pH high	≤9.5	7,7	7,8	ND	ND	ND	7,9	8,1	8,2	8,0	7,8	7,9	7,7
Flow (m^3/month)	—	50 191	4 046	ND	ND	ND	182 336	40 310	8 971	25 399	12 519	90 395	52 599
Rainbow Trout	Pass	1	RF	ND	ND	ND	1	RF	1	RF	1	RF	RF
Acute Lethality Test	Fail	0	RF	ND	ND	ND	0	RF	0	RF	0	RF	RF
Daphnia magna	Pass	1	RF	ND	ND	ND	1	RF	1	RF	1	RF	RF
Monitoring Test	Fail	0	RF	ND	ND	ND	0	RF	0	RF	0	RF	RF

Comments:

NOTES:
ND: No Deposit **RF:** Reduced Frequency **NCU:** No Cyanide Used **Pass:** ≤50% Mortality **Fail:** >50% Mortality **— :** No data reported
Highlighted data indicate that a monthly effluent quality standard was exceeded for that month.
A "Pass" for the *Daphnia magna* monitoring test is not a requirement.

METAL MINING EFFLUENT REGULATIONS (MMER)
2015 EFFLUENT COMPLIANCE

MINE/MILL NAME	Crean Hill Mine
OPERATOR NAME	Vale Canada Limited
PRODUCT(S)	Nickel, copper, cobalt, platinum, palladium
ADDRESS	410 Crean Hill Road, Copper Cliff (Walden), Ontario P0M 1N0
EFFLUENT DISCHARGE POINT	Crean Hill Mine Waste Water Treatment System

PARAMETERS	LIMITS	JAN.	FEB.	MAR.	APRIL	MAY	JUNE	JULY	AUG.	SEP.	OCT.	NOV.	DEC.
As (mg/L)	0.5	0,0003	0,0003	0,0003	0,0005	0,0005	0,0003	0,0003	0,0003	0,0003	0,0003	0,0003	0,0003
Cu (mg/L)	0.3	0,0228	0,0123	0,0125	0,0220	0,0073	0,0062	0,0048	0,0033	0,0028	0,0050	0,0178	0,0310
CN (mg/L)	1.0	NCU	NCU	NCU	NCU	NCU	NCU	NCU	NCU	NCU	NCU	NCU	NCU
Pb (mg/L)	0.2	0,0001	0,0001	0,0001	0,0002	0,0001	0,0000	0,0000	0,0000	0,0000	0,0001	0,0001	0,0001
Ni (mg/L)	0.5	0,0743	0,0600	0,0488	0,2732	0,0745	0,0762	0,0510	0,0645	0,0938	0,1293	0,2158	0,2644
Zn (mg/L)	0.5	0,0069	0,0038	0,0121	0,0090	0,0020	0,0020	0,0014	0,0014	0,0020	0,0031	0,0064	0,0087
TSS (mg/L)	15	1,00	1,00	1,00	2,02	1,00	1,00	1,00	1,30	1,00	1,00	1,85	4,24
Ra-226 (Bq/L)	0.37	0,0090	RF	RF	0,0120	RF	RF	0,0150	RF	RF	0,0110	RF	RF
pH low	≥6.0	7,7	8,3	7,5	7,7	8,2	8,5	8,0	8,1	7,9	8,0	7,6	6,5
pH high	≤9.5	8,6	8,4	8,1	8,5	8,6	8,8	8,5	8,3	8,1	8,1	8,3	8,2
Flow (m^3/month)	—	55 507	23 891	28 909	227 056	127 608	95 636	22 186	46 884	41 430	62 486	134 460	191 704
Rainbow Trout	Pass	1	RF	RF	1	RF	RF	1	RF	RF	1	RF	RF
Acute Lethality Test	Fail	0	RF	RF	0	RF	RF	0	RF	RF	0	RF	RF
Daphnia magna	Pass	1	RF	RF	1	RF	RF	1	RF	RF	1	RF	RF
Monitoring Test	Fail	0	RF	RF	0	RF	RF	0	RF	RF	0	RF	RF

Comments:

NOTES:
ND: No Deposit **RF:** Reduced Frequency **NCU:** No Cyanide Used **Pass:** ≤50% Mortality **Fail:** >50% Mortality **— :** No data reported
Highlighted data indicate that a monthly effluent quality standard was exceeded for that month.
A "Pass" for the *Daphnia magna* monitoring test is not a requirement.

METAL MINING EFFLUENT REGULATIONS (MMER)
2015 EFFLUENT COMPLIANCE

MINE/MILL NAME	David Bell Mine
OPERATOR NAME	Barrick Gold Corporation - DB Operating Corporation
PRODUCT(S)	Gold
ADDRESS	Teck-Corona Road, Hwy 17, Marathon, Ontario P0T 2E0
EFFLUENT DISCHARGE POINT	Quarry Effluent

PARAMETERS	LIMITS	JAN.	FEB.	MAR.	APRIL	MAY	JUNE	JULY	AUG.	SEP.	OCT.	NOV.	DEC.
As (mg/L)	0.5	ND	ND	ND	ND	0,0008	ND	ND	ND	ND	ND	ND	ND
Cu (mg/L)	0.3	ND	ND	ND	ND	0,0005	ND	ND	ND	ND	ND	ND	ND
CN (mg/L)	1.0	ND	ND	ND	ND	0,0010	ND	ND	ND	ND	ND	ND	ND
Pb (mg/L)	0.2	ND	ND	ND	ND	0,0005	ND	ND	ND	ND	ND	ND	ND
Ni (mg/L)	0.5	ND	ND	ND	ND	0,0010	ND	ND	ND	ND	ND	ND	ND
Zn (mg/L)	0.5	ND	ND	ND	ND	0,0015	ND	ND	ND	ND	ND	ND	ND
TSS (mg/L)	15	ND	ND	ND	ND	1,00	ND	ND	ND	ND	ND	ND	ND
Ra-226 (Bq/L)	0.37	ND	ND	ND	ND	0,0050	ND	ND	ND	ND	ND	ND	ND
pH low	≥6.0	ND	ND	ND	ND	7,6	ND	ND	ND	ND	ND	ND	ND
pH high	≤9.5	ND	ND	ND	ND	7,8	ND	ND	ND	ND	ND	ND	ND
Flow (m^3/month)	—	ND	ND	ND	ND	2 489	ND	ND	ND	ND	ND	ND	ND
Rainbow Trout	Pass	ND	ND	ND	ND	1	ND	ND	ND	ND	ND	ND	ND
Acute Lethality Test	Fail	ND	ND	ND	ND	0	ND	ND	ND	ND	ND	ND	ND
Daphnia magna	Pass	ND	ND	ND	ND	1	ND	ND	ND	ND	ND	ND	ND
Monitoring Test	Fail	ND	ND	ND	ND	0	ND	ND	ND	ND	ND	ND	ND

Comments:

NOTES:
ND: No Deposit **RF:** Reduced Frequency **NCU:** No Cyanide Used **Pass:** ≤50% Mortality **Fail:** >50% Mortality **— :** No data reported
Highlighted data indicate that a monthly effluent quality standard was exceeded for that month.
A "Pass" for the *Daphnia magna* monitoring test is not a requirement.

METAL MINING EFFLUENT REGULATIONS (MMER)
2015 EFFLUENT COMPLIANCE

MINE/MILL NAME	David Bell Mine
OPERATOR NAME	Barrick Gold Corporation - DB Operating Corporation
PRODUCT(S)	Gold
ADDRESS	Teck-Corona Road, Hwy 17, Marathon, Ontario P0T 2E0
EFFLUENT DISCHARGE POINT	Sedimentation Pond Effluent

PARAMETERS	LIMITS	JAN.	FEB.	MAR.	APRIL	MAY	JUNE	JULY	AUG.	SEP.	OCT.	NOV.	DEC.
As (mg/L)	0.5	ND	ND	ND	0,0008	0,0015	0,0021	ND	ND	ND	ND	0,0020	0,0009
Cu (mg/L)	0.3	ND	ND	ND	0,0025	0,0013	0,0005	ND	ND	ND	ND	0,0025	0,0030
CN (mg/L)	1.0	ND	ND	ND	0,0023	0,0020	0,0010	ND	ND	ND	ND	0,0025	0,0053
Pb (mg/L)	0.2	ND	ND	ND	0,0005	0,0005	0,0005	ND	ND	ND	ND	0,0005	0,0005
Ni (mg/L)	0.5	ND	ND	ND	0,0041	0,0051	0,0032	ND	ND	ND	ND	0,0077	0,0100
Zn (mg/L)	0.5	ND	ND	ND	0,0828	0,0930	0,0150	ND	ND	ND	ND	0,1705	0,2457
TSS (mg/L)	15	ND	ND	ND	2,67	1,00	2,50	ND	ND	ND	ND	2,50	2,33
Ra-226 (Bq/L)	0.37	ND	ND	ND	0,0050	0,0085	0,0110	ND	ND	ND	ND	0,0050	0,0140
pH low	≥6.0	ND	ND	ND	7,4	7,9	7,7	ND	ND	ND	ND	7,6	7,6
pH high	≤9.5	ND	ND	ND	7,6	7,9	7,7	ND	ND	ND	ND	7,7	7,7
Flow (m^3/month)	—	ND	ND	ND	14 614	1 379	1 196	ND	ND	ND	ND	2 971	7 437
Rainbow Trout	Pass	ND	ND	ND	1	1	1	ND	ND	ND	ND	1	1
Acute Lethality Test	Fail	ND	ND	ND	0	0	0	ND	ND	ND	ND	0	0
Daphnia magna	Pass	ND	ND	ND	1	1	1	ND	ND	ND	ND	1	1
Monitoring Test	Fail	ND	ND	ND	0	0	0	ND	ND	ND	ND	0	0

Comments:

NOTES:
ND: No Deposit **RF:** Reduced Frequency **NCU:** No Cyanide Used **Pass:** ≤50% Mortality **Fail:** >50% Mortality **— :** No data reported
Highlighted data indicate that a monthly effluent quality standard was exceeded for that month.
A "Pass" for the *Daphnia magna* monitoring test is not a requirement.

METAL MINING EFFLUENT REGULATIONS (MMER)
2015 EFFLUENT COMPLIANCE

MINE/MILL NAME	David Bell Mine
OPERATOR NAME	Barrick Gold Corporation - DB Operating Corporation
PRODUCT(S)	Gold
ADDRESS	Teck-Corona Road, Hwy 17, Marathon, Ontario P0T 2E0
EFFLUENT DISCHARGE POINT	Sedpond2 Discharge

PARAMETERS	LIMITS	JAN.	FEB.	MAR.	APRIL	MAY	JUNE	JULY	AUG.	SEP.	OCT.	NOV.	DEC.
As (mg/L)	0.5	-	-	-	0,0042	0,0089	0,0239	ND	ND	ND	ND	0,0158	0,0141
Cu (mg/L)	0.3	-	-	-	0,0016	0,0016	0,0019	ND	ND	ND	ND	0,0009	0,0005
CN (mg/L)	1.0	-	-	-	0,0020	0,0025	0,0010	ND	ND	ND	ND	0,0013	0,0010
Pb (mg/L)	0.2	-	-	-	0,0005	0,0005	0,0005	ND	ND	ND	ND	0,0005	0,0005
Ni (mg/L)	0.5	-	-	-	0,0016	0,0028	0,0028	ND	ND	ND	ND	0,0023	0,0022
Zn (mg/L)	0.5	-	-	-	0,0048	0,0035	0,0050	ND	ND	ND	ND	0,0015	0,0015
TSS (mg/L)	15	-	-	-	2,75	1,50	1,00	ND	ND	ND	ND	1,33	1,75
Ra-226 (Bq/L)	0.37	-	-	-	0,0050	0,0050	0,0050	ND	ND	ND	ND	0,0097	0,0050
pH low	≥6.0	-	-	-	7,3	7,7	7,8	ND	ND	ND	ND	7,9	7,7
pH high	≤9.5	-	-	-	7,5	7,7	7,8	ND	ND	ND	ND	8,0	7,9
Flow (m^3/month)	—	-	-	-	2 501	1 193	1 292	ND	ND	ND	ND	4 296	1 470
Rainbow Trout	Pass	-	-	-	1	1	1	ND	ND	ND	ND	1	1
Acute Lethality Test	Fail	-	-	-	0	0	0	ND	ND	ND	ND	0	0
Daphnia magna	Pass	-	-	-	1	1	1	ND	ND	ND	ND	1	1
Monitoring Test	Fail	-	-	-	0	0	0	ND	ND	ND	ND	0	0

Comments: The final discharge point was activated in April 2015.

NOTES:
ND: No Deposit **RF:** Reduced Frequency **NCU:** No Cyanide Used **Pass:** ≤50% Mortality **Fail:** >50% Mortality **— :** No data reported
Highlighted data indicate that a monthly effluent quality standard was exceeded for that month.
A "Pass" for the *Daphnia magna* monitoring test is not a requirement.

METAL MINING EFFLUENT REGULATIONS (MMER)
2015 EFFLUENT COMPLIANCE

MINE/MILL NAME	Detour Lake Mine
OPERATOR NAME	Detour Gold Corporation
PRODUCT(S)	Gold
ADDRESS	86 - 2nd Street, Cochrane, Ontario P0L 1C0
EFFLUENT DISCHARGE POINT	T4

PARAMETERS	LIMITS	JAN.	FEB.	MAR.	APRIL	MAY	JUNE	JULY	AUG.	SEP.	OCT.	NOV.	DEC.
As (mg/L)	0.5	ND	ND	ND	ND	ND	ND	ND	ND	ND	ND	ND	ND
Cu (mg/L)	0.3	ND	ND	ND	ND	ND	ND	ND	ND	ND	ND	ND	ND
CN (mg/L)	1.0	ND	ND	ND	ND	ND	ND	ND	ND	ND	ND	ND	ND
Pb (mg/L)	0.2	ND	ND	ND	ND	ND	ND	ND	ND	ND	ND	ND	ND
Ni (mg/L)	0.5	ND	ND	ND	ND	ND	ND	ND	ND	ND	ND	ND	ND
Zn (mg/L)	0.5	ND	ND	ND	ND	ND	ND	ND	ND	ND	ND	ND	ND
TSS (mg/L)	15	ND	ND	ND	ND	ND	ND	ND	ND	ND	ND	ND	ND
Ra-226 (Bq/L)	0.37	ND	ND	ND	ND	ND	ND	ND	ND	ND	ND	ND	ND
pH low	≥6.0	ND	ND	ND	ND	ND	ND	ND	ND	ND	ND	ND	ND
pH high	≤9.5	ND	ND	ND	ND	ND	ND	ND	ND	ND	ND	ND	ND
Flow (m^3/month)	—	ND	ND	ND	ND	ND	ND	ND	ND	ND	ND	ND	ND
Rainbow Trout	Pass	ND	ND	ND	ND	ND	ND	ND	ND	ND	ND	ND	ND
Acute Lethality Test	Fail	ND	ND	ND	ND	ND	ND	ND	ND	ND	ND	ND	ND
Daphnia magna	Pass	ND	ND	ND	ND	ND	ND	ND	ND	ND	ND	ND	ND
Monitoring Test	Fail	ND	ND	ND	ND	ND	ND	ND	ND	ND	ND	ND	ND

Comments:

NOTES:
ND: No Deposit **RF:** Reduced Frequency **NCU:** No Cyanide Used **Pass:** ≤50% Mortality **Fail:** >50% Mortality **— :** No data reported
Highlighted data indicate that a monthly effluent quality standard was exceeded for that month.
A "Pass" for the *Daphnia magna* monitoring test is not a requirement.

METAL MINING EFFLUENT REGULATIONS (MMER)
2015 EFFLUENT COMPLIANCE

MINE/MILL NAME	Doyon (Mine)
OPERATOR NAME	IAMGOLD Corporation
PRODUCT(S)	Gold
ADDRESS	P.O. Box 970, Rouyn-Noranda, Quebec J9X 5C8
EFFLUENT DISCHARGE POINT	Effluent final du bassin A (D-203)

PARAMETERS	LIMITS	JAN.	FEB.	MAR.	APRIL	MAY	JUNE	JULY	AUG.	SEP.	OCT.	NOV.	DEC.
As (mg/L)	0.5	0,0017	0,0019	0,0003	0,0006	0,0003	0,0003	0,0003	0,0027	0,0003	0,0083	0,0043	0,0003
Cu (mg/L)	0.3	0,0099	0,0116	0,0101	0,0229	0,0157	0,0053	0,0056	0,0061	0,0074	0,0115	0,0129	0,0168
CN (mg/L)	1.0	0,0148	0,0228	0,0112	0,0125	0,0185	0,0170	0,0096	0,0068	0,0025	0,0055	0,0025	0,0190
Pb (mg/L)	0.2	0,0002	0,0002	0,0002	0,0002	0,0002	0,0002	0,0002	0,0002	0,0083	0,0051	0,0002	0,0002
Ni (mg/L)	0.5	0,0220	0,0232	0,0215	0,0205	0,0159	0,0222	0,0256	0,0321	0,0212	0,0211	0,0353	0,0271
Zn (mg/L)	0.5	0,0030	0,0070	0,0010	0,0140	0,0060	0,0020	0,0005	0,0030	0,0070	0,0040	0,0080	0,0070
TSS (mg/L)	15	4,25	2,38	3,40	8,50	3,00	4,50	4,00	5,00	1,00	5,50	4,00	4,70
Ra-226 (Bq/L)	0.37	RF	RF	0,0030	RF	0,0010	RF	0,0010	RF	RF	0,0010	RF	RF
pH low	≥6.0	6,8	6,6	7,0	6,6	7,0	6,8	6,8	6,9	6,4	6,7	6,4	6,6
pH high	≤9.5	7,1	7,5	7,5	7,3	7,7	7,3	7,2	7,1	6,4	7,0	6,9	8,0
Flow (m^3/month)	—	343 155	178 048	318 255	509 212	439 644	136 949	175 186	224 385	36 899	273 983	422 516	373 830
Rainbow Trout	Pass	RF	RF	1	RF	1	RF	1	RF	RF	1	RF	RF
Acute Lethality Test	Fail	RF	RF	0	RF	0	RF	0	RF	RF	0	RF	RF
Daphnia magna	Pass	RF	RF	1	RF	1	RF	1	RF	RF	1	RF	RF
Monitoring Test	Fail	RF	RF	0	RF	0	RF	0	RF	RF	0	RF	RF

Comments:

NOTES:
ND: No Deposit **RF:** Reduced Frequency **NCU:** No Cyanide Used **Pass:** ≤50% Mortality **Fail:** >50% Mortality **— :** No data reported
Highlighted data indicate that a monthly effluent quality standard was exceeded for that month.
A "Pass" for the *Daphnia magna* monitoring test is not a requirement.

METAL MINING EFFLUENT REGULATIONS (MMER)
2015 EFFLUENT COMPLIANCE

MINE/MILL NAME	Duck Pond Operations
OPERATOR NAME	Teck Resources Limited
PRODUCT(S)	Copper, zinc, silver, gold
ADDRESS	30-32 Route 370, Box 9, Millertown, Newfoundland and Labrador A0H 1V0
EFFLUENT DISCHARGE POINT	Polishing Pond Effluent

PARAMETERS	LIMITS	JAN.	FEB.	MAR.	APRIL	MAY	JUNE	JULY	AUG.	SEP.	OCT.	NOV.	DEC.
As (mg/L)	0.5	0,0050	0,0063	0,0070	0,0150	0,1100	ND	0,0050	0,0063	0,0060	0,0067	0,0050	0,0050
Cu (mg/L)	0.3	0,1565	0,1478	0,1564	0,1438	0,1513	ND	0,1640	0,1690	0,1170	0,0973	0,0590	0,0395
CN (mg/L)	1.0	0,0025	0,0025	0,0025	0,0025	0,0025	ND	0,0108	0,0025	0,0025	0,0025	0,0025	0,0025
Pb (mg/L)	0.2	0,0058	0,0113	0,0059	0,0070	0,0203	ND	0,0093	0,0059	0,0056	0,0053	0,0035	0,0035
Ni (mg/L)	0.5	0,0020	0,0025	0,0030	0,0055	0,0033	ND	0,0020	0,0093	0,0032	0,0020	0,0020	0,0020
Zn (mg/L)	0.5	0,3430	0,3623	0,1934	0,3080	0,3520	ND	0,2170	0,1245	0,1658	0,1863	0,2003	0,1950
TSS (mg/L)	15	1,50	1,00	1,20	1,50	3,00	ND	4,00	3,00	2,80	1,33	1,50	2,50
Ra-226 (Bq/L)	0.37	0,0110	0,0180	0,0350	0,0210	0,0110	ND	0,0390	0,0235	0,0178	0,0058	0,0073	0,0038
pH low	≥6.0	7,6	7,6	7,3	6,5	6,5	ND	8,0	7,7	7,7	8,1	8,3	8,1
pH high	≤9.5	7,8	8,1	7,5	7,6	7,2	ND	8,4	8,0	8,3	8,2	8,5	8,3
Flow (m^3/month)	—	194 069	393 764	586 516	395 508	319 360	ND	213 738	578 866	528 371	259 315	104 147	70 857
Rainbow Trout	Pass	1	1	1	1	1	ND	1	1	1	1	1	1
Acute Lethality Test	Fail	0	0	0	0	0	ND	0	0	0	0	0	0
Daphnia magna	Pass	0	1	1	0	1	ND	0	1	1	1	1	1
Monitoring Test	Fail	1	0	0	1	0	ND	1	0	0	0	0	0

Comments:

NOTES:
ND: No Deposit **RF:** Reduced Frequency **NCU:** No Cyanide Used **Pass:** ≤50% Mortality **Fail:** >50% Mortality **— :** No data reported
Highlighted data indicate that a monthly effluent quality standard was exceeded for that month.
A "Pass" for the *Daphnia magna* monitoring test is not a requirement.

METAL MINING EFFLUENT REGULATIONS (MMER)
2015 EFFLUENT COMPLIANCE

MINE/MILL NAME	Eagle River Mill
OPERATOR NAME	Wesdome Gold Mines Limited
PRODUCT(S)	Gold
ADDRESS	93 Mission Road, P.O. Box 1520, Wawa, Ontario P0S 1K0
EFFLUENT DISCHARGE POINT	Eagle River Mill

PARAMETERS	LIMITS	JAN.	FEB.	MAR.	APRIL	MAY	JUNE	JULY	AUG.	SEP.	OCT.	NOV.	DEC.
As (mg/L)	0.5	ND	ND	ND	0,0040	0,0029	0,0045	0,0050	0,0060	ND	ND	0,0039	0,0033
Cu (mg/L)	0.3	ND	ND	ND	0,0570	0,0520	0,0374	0,0413	0,0390	ND	ND	0,0400	0,0385
CN (mg/L)	1.0	ND	ND	ND	0,1267	0,0348	0,0422	0,0600	0,1400	ND	ND	0,0300	0,0288
Pb (mg/L)	0.2	ND	ND	ND	0,0012	0,0003	0,0003	0,0003	0,0003	ND	ND	0,0007	0,0006
Ni (mg/L)	0.5	ND	ND	ND	0,0250	0,0258	0,0184	0,0168	0,0090	ND	ND	0,0210	0,0205
Zn (mg/L)	0.5	ND	ND	ND	0,0213	0,0198	0,0176	0,0123	0,0070	ND	ND	0,0230	0,0250
TSS (mg/L)	15	ND	ND	ND	2,00	1,13	1,60	1,38	0,50	ND	ND	5,00	1,00
Ra-226 (Bq/L)	0.37	ND	ND	ND	0,0025	0,0050	RF	RF	RF	ND	ND	RF	0,0050
pH low	≥6.0	ND	ND	ND	6,9	7,2	7,6	7,6	8,0	ND	ND	7,6	7,1
pH high	≤9.5	ND	ND	ND	7,4	7,7	8,1	7,9	8,0	ND	ND	7,6	7,6
Flow (m^3/month)	—	ND	ND	ND	91 602	109 617	17 436	20 000	65	ND	ND	23 093	66 294
Rainbow Trout	Pass	ND	ND	ND	2	1	1	1	RF	ND	ND	1	1
Acute Lethality Test	Fail	ND	ND	ND	0	0	0	0	RF	ND	ND	0	0
Daphnia magna	Pass	ND	ND	ND	2	1	1	1	RF	ND	ND	1	1
Monitoring Test	Fail	ND	ND	ND	0	0	0	0	RF	ND	ND	0	0

Comments: The 2015 annual report for this facility was submitted January 30, 2017 which is later than the deadline of March 31, 2016. Although the reporting requirement for radium is in reduced frequency, no 3rd quarter testing results were provided for that substance.

NOTES:
ND: No Deposit **RF:** Reduced Frequency **NCU:** No Cyanide Used **Pass:** ≤50% Mortality **Fail:** >50% Mortality **— :** No data reported

Highlighted data indicate that a monthly effluent quality standard was exceeded for that month.

A "Pass" for the *Daphnia magna* monitoring test is not a requirement.

METAL MINING EFFLUENT REGULATIONS (MMER)
2015 EFFLUENT COMPLIANCE

MINE/MILL NAME	Eagle River Mill (part of Magnacon Mine)
OPERATOR NAME	Wesdome Gold Mines Limited
PRODUCT(S)	Gold
ADDRESS	93 Mission Road, P.O. Box 1520, Wawa, Ontario P0S 1K0
EFFLUENT DISCHARGE POINT	Magnacon Mine

PARAMETERS	LIMITS	JAN.	FEB.	MAR.	APRIL	MAY	JUNE	JULY	AUG.	SEP.	OCT.	NOV.	DEC.
As (mg/L)	0.5	ND	ND	ND	ND	ND	ND	ND	ND	ND	ND	ND	ND
Cu (mg/L)	0.3	ND	ND	ND	ND	ND	ND	ND	ND	ND	ND	ND	ND
CN (mg/L)	1.0	ND	ND	ND	ND	ND	ND	ND	ND	ND	ND	ND	ND
Pb (mg/L)	0.2	ND	ND	ND	ND	ND	ND	ND	ND	ND	ND	ND	ND
Ni (mg/L)	0.5	ND	ND	ND	ND	ND	ND	ND	ND	ND	ND	ND	ND
Zn (mg/L)	0.5	ND	ND	ND	ND	ND	ND	ND	ND	ND	ND	ND	ND
TSS (mg/L)	15	ND	ND	ND	ND	ND	ND	ND	ND	ND	ND	ND	ND
Ra-226 (Bq/L)	0.37	ND	ND	ND	ND	ND	ND	ND	ND	ND	ND	ND	ND
pH low	≥6.0	ND	ND	ND	ND	ND	ND	ND	ND	ND	ND	ND	ND
pH high	≤9.5	ND	ND	ND	ND	ND	ND	ND	ND	ND	ND	ND	ND
Flow (m^3/month)	—	ND	ND	ND	ND	ND	ND	ND	ND	ND	ND	ND	ND
Rainbow Trout	Pass	ND	ND	ND	ND	ND	ND	ND	ND	ND	ND	ND	ND
Acute Lethality Test	Fail	ND	ND	ND	ND	ND	ND	ND	ND	ND	ND	ND	ND
Daphnia magna	Pass	ND	ND	ND	ND	ND	ND	ND	ND	ND	ND	ND	ND
Monitoring Test	Fail	ND	ND	ND	ND	ND	ND	ND	ND	ND	ND	ND	ND

Comments: The 2015 annual report for this facility was submitted January 30, 2017 which is later than the deadline of March 31, 2016.

NOTES:
ND: No Deposit **RF:** Reduced Frequency **NCU:** No Cyanide Used **Pass:** ≤50% Mortality **Fail:** >50% Mortality **— :** No data reported
Highlighted data indicate that a monthly effluent quality standard was exceeded for that month.
A "Pass" for the *Daphnia magna* monitoring test is not a requirement.

METAL MINING EFFLUENT REGULATIONS (MMER)
2015 EFFLUENT COMPLIANCE

MINE/MILL NAME	Eagle River Mill (part of Mishi Pit)
OPERATOR NAME	Wesdome Gold Mines Limited
PRODUCT(S)	Gold
ADDRESS	93 Mission Road, P.O. Box 1520, Wawa, Ontario P0S 1K0
EFFLUENT DISCHARGE POINT	Mishi Pit

PARAMETERS	LIMITS	JAN.	FEB.	MAR.	APRIL	MAY	JUNE	JULY	AUG.	SEP.	OCT.	NOV.	DEC.
As (mg/L)	0.5	ND	ND	ND	0,0023	0,0016	0,0005	0,0007	ND	ND	ND	0,0005	ND
Cu (mg/L)	0.3	ND	ND	ND	0,0019	0,0008	0,0008	0,0010	ND	ND	ND	0,0025	ND
CN (mg/L)	1.0	ND	ND	ND	NCU	NCU	NCU	NCU	ND	ND	ND	NCU	ND
Pb (mg/L)	0.2	ND	ND	ND	0,0004	0,0003	0,0003	0,0003	ND	ND	ND	0,0004	ND
Ni (mg/L)	0.5	ND	ND	ND	0,0030	0,0016	0,0012	0,0007	ND	ND	ND	0,0012	ND
Zn (mg/L)	0.5	ND	ND	ND	0,0025	0,0025	0,0025	0,0025	ND	ND	ND	0,0033	ND
TSS (mg/L)	15	ND	ND	ND	2,17	2,00	1,25	0,67	ND	ND	ND	2,00	ND
Ra-226 (Bq/L)	0.37	ND	ND	ND	0,0025	RF	0,0050	-	ND	ND	ND	0,0050	ND
pH low	≥6.0	ND	ND	ND	7,2	7,6	7,5	7,5	ND	ND	ND	7,7	ND
pH high	≤9.5	ND	ND	ND	7,4	7,7	7,8	7,7	ND	ND	ND	8,0	ND
Flow (m^3/month)	—	ND	ND	ND	38 208	26 845	9 324	8 373	ND	ND	ND	24 540	ND
Rainbow Trout	Pass	ND	ND	ND	2	RF	1	1	ND	ND	ND	1	ND
Acute Lethality Test	Fail	ND	ND	ND	0	RF	0	0	ND	ND	ND	0	ND
Daphnia magna	Pass	ND	ND	ND	2	RF	1	1	ND	ND	ND	1	ND
Monitoring Test	Fail	ND	ND	ND	0	RF	0	0	ND	ND	ND	0	ND

Comments: The 2015 annual report for this facility was submitted January 30, 2017 which is later than the deadline of March 31, 2016. No radium-226 test results were provided for the third quarter.

NOTES:
ND: No Deposit **RF:** Reduced Frequency **NCU:** No Cyanide Used **Pass:** ≤50% Mortality **Fail:** >50% Mortality **— :** No data reported

Highlighted data indicate that a monthly effluent quality standard was exceeded for that month.

A "Pass" for the *Daphnia magna* monitoring test is not a requirement.

METAL MINING EFFLUENT REGULATIONS (MMER)
2015 EFFLUENT COMPLIANCE

MINE/MILL NAME	Eagle River Mine
OPERATOR NAME	Wesdome Gold Mines Limited
PRODUCT(S)	Gold
ADDRESS	93 Mission Road, P.O. Box 1520, Wawa, Ontario P0S 1K0
EFFLUENT DISCHARGE POINT	FDP 1

PARAMETERS	LIMITS	JAN.	FEB.	MAR.	APRIL	MAY	JUNE	JULY	AUG.	SEP.	OCT.	NOV.	DEC.
As (mg/L)	0.5	0,0007	0,0005	0,0005	0,0005	0,0005	0,0005	0,0005	0,0005	0,0005	0,0005	0,0005	0,0005
Cu (mg/L)	0.3	0,0045	0,0043	0,0043	0,0062	0,0053	0,0038	0,0033	0,0029	0,0035	0,0032	0,0050	0,0042
CN (mg/L)	1.0	NCU	NCU	NCU	NCU	NCU	NCU	NCU	NCU	NCU	NCU	NCU	NCU
Pb (mg/L)	0.2	0,0011	0,0011	0,0010	0,0017	0,0013	0,0003	0,0003	0,0004	0,0003	0,0004	0,0006	0,0003
Ni (mg/L)	0.5	0,0042	0,0048	0,0046	0,0045	0,0046	0,0037	0,0038	0,0037	0,0037	0,0044	0,0052	0,0041
Zn (mg/L)	0.5	0,0099	0,0110	0,0125	0,0121	0,0111	0,0062	0,0032	0,0033	0,0058	0,0064	0,0109	0,0076
TSS (mg/L)	15	5,50	6,25	3,80	10,25	9,50	2,00	2,00	1,75	0,60	2,75	5,25	1,60
Ra-226 (Bq/L)	0.37	RF	0,0025	RF	RF	RF	0,0050	RF	0,0050	RF	0,0050	RF	RF
pH low	≥6.0	7,0	7,1	7,0	7,1	7,3	7,4	7,4	6,9	7,0	6,9	7,1	6,8
pH high	≤9.5	7,2	7,3	7,3	7,2	7,6	7,8	7,8	7,0	7,3	7,3	8,0	7,8
Flow (m^3/month)	—	20 624	20 445	21 168	42 036	46 691	29 503	27 332	22 014	19 074	23 744	40 829	31 070
Rainbow Trout	Pass	RF	1	RF	RF	RF	1	RF	1	RF	1	RF	RF
Acute Lethality Test	Fail	RF	0	RF	RF	RF	0	RF	0	RF	0	RF	RF
Daphnia magna	Pass	RF	1	RF	RF	RF	1	RF	1	RF	1	RF	RF
Monitoring Test	Fail	RF	0	RF	RF	RF	0	RF	0	RF	0	RF	RF

Comments: The 2015 annual report for this facility was submitted January 30, 2017 which is later than the deadline of March 31, 2016.

NOTES:
ND: No Deposit **RF:** Reduced Frequency **NCU:** No Cyanide Used **Pass:** ≤50% Mortality **Fail:** >50% Mortality **— :** No data reported
Highlighted data indicate that a monthly effluent quality standard was exceeded for that month.
A "Pass" for the *Daphnia magna* monitoring test is not a requirement.

METAL MINING EFFLUENT REGULATIONS (MMER)
2015 EFFLUENT COMPLIANCE

MINE/MILL NAME	Edwards Mine
OPERATOR NAME	Strike Minerals Incorporated
PRODUCT(S)	Gold
ADDRESS	Goudreau Road, Jacobson, Ontario P0S 1B0
EFFLUENT DISCHARGE POINT	Edwards Mine Effluent Discharge 1

PARAMETERS	LIMITS	JAN.	FEB.	MAR.	APRIL	MAY	JUNE	JULY	AUG.	SEP.	OCT.	NOV.	DEC.
As (mg/L)	0.5	-	-	-	-	-	-	-	-	-	-	-	-
Cu (mg/L)	0.3	-	-	-	-	-	-	-	-	-	-	-	-
CN (mg/L)	1.0	-	-	-	-	-	-	-	-	-	-	-	-
Pb (mg/L)	0.2	-	-	-	-	-	-	-	-	-	-	-	-
Ni (mg/L)	0.5	-	-	-	-	-	-	-	-	-	-	-	-
Zn (mg/L)	0.5	-	-	-	-	-	-	-	-	-	-	-	-
TSS (mg/L)	15	-	-	-	-	-	-	-	-	-	-	-	-
Ra-226 (Bq/L)	0.37	-	-	-	-	-	-	-	-	-	-	-	-
pH low	≥6.0	-	-	-	-	-	-	-	-	-	-	-	-
pH high	≤9.5	-	-	-	-	-	-	-	-	-	-	-	-
Flow (m^3/month)	—	-	-	-	-	-	-	-	-	-	-	-	-
Rainbow Trout	Pass	-	-	-	-	-	-	-	-	-	-	-	-
Acute Lethality Test	Fail	-	-	-	-	-	-	-	-	-	-	-	-
Daphnia magna	Pass	-	-	-	-	-	-	-	-	-	-	-	-
Monitoring Test	Fail	-	-	-	-	-	-	-	-	-	-	-	-

Comments: No annual report was submitted for 2015. No data was submitted for 2015.

NOTES:
ND: No Deposit **RF:** Reduced Frequency **NCU:** No Cyanide Used **Pass:** ≤50% Mortality **Fail:** >50% Mortality **— :** No data reported
Highlighted data indicate that a monthly effluent quality standard was exceeded for that month.
A "Pass" for the *Daphnia magna* monitoring test is not a requirement.

METAL MINING EFFLUENT REGULATIONS (MMER)
2015 EFFLUENT COMPLIANCE

MINE/MILL NAME	Éléonore (Mine)
OPERATOR NAME	Goldcorp Incorporé
PRODUCT(S)	Gold
ADDRESS	853 Rideau Boulevard, Rouyn-Noranda, Quebec J9Y 0G3
EFFLUENT DISCHARGE POINT	Effluent final de l'usine de traitement des eaux industrielles (UTEI)

PARAMETERS	LIMITS	JAN.	FEB.	MAR.	APRIL	MAY	JUNE	JULY	AUG.	SEP.	OCT.	NOV.	DEC.
As (mg/L)	0.5	0,0326	0,0436	0,0474	0,0050	0,0015	0,0003	0,0003	0,0077	0,0286	0,0087	0,0259	0,0470
Cu (mg/L)	0.3	0,1087	0,4622	0,2743	0,0893	0,0573	0,1305	0,0668	0,1456	0,1280	0,2511	0,0701	0,1551
CN (mg/L)	1.0	0,3155	0,3698	3,2713	0,1783	0,1306	0,1815	0,1713	0,0362	0,0675	0,1607	0,2140	0,5905
Pb (mg/L)	0.2	0,0002	0,0002	0,0002	0,0002	0,0002	0,0002	0,0002	0,0034	0,0030	0,0012	0,0017	0,0009
Ni (mg/L)	0.5	0,0307	0,0868	0,0618	0,0512	0,0291	0,0321	0,0279	0,0203	0,0235	0,0300	0,0293	0,0284
Zn (mg/L)	0.5	0,0045	0,0028	0,0053	0,0073	0,0022	0,0008	0,0005	0,0009	0,0009	0,0012	0,0023	0,0023
TSS (mg/L)	15	4,75	3,25	4,00	1,63	1,70	1,25	8,13	2,60	4,50	4,00	4,20	3,63
Ra-226 (Bq/L)	0.37	0,0813	0,0960	0,0803	0,1055	0,0672	0,1295	0,1788	0,0488	0,0480	0,1510	0,0610	0,0370
pH low	≥6.0	6,7	7,0	6,7	6,8	6,9	6,8	6,8	7,0	6,9	7,1	6,9	7,1
pH high	≤9.5	7,3	7,2	7,4	7,1	7,4	7,2	7,7	7,5	7,7	7,8	7,4	7,7
Flow (m^3/month)	—	81 924	63 847	83 592	219 415	151 688	153 922	129 997	147 015	161 278	129 379	143 653	92 358
Rainbow Trout	Pass	0	0	0	0	1	0	1	1	0	0	1	0
Acute Lethality Test	Fail	3	4	4	3	1	2	3	2	2	2	1	2
Daphnia magna	Pass	0	0	0	1	0	0	0	0	0	0	0	0
Monitoring Test	Fail	3	4	4	2	2	2	2	3	2	2	3	2

Comments: *Daphnia magna* monitoring tests were not done on all the aliquots of each effluent sample collected for the acute lethality tests for the month of July.

NOTES:
ND: No Deposit **RF:** Reduced Frequency **NCU:** No Cyanide Used **Pass:** ≤50% Mortality **Fail:** >50% Mortality **— :** No data reported
Highlighted data indicate that a monthly effluent quality standard was exceeded for that month.
A "Pass" for the *Daphnia magna* monitoring test is not a requirement.

METAL MINING EFFLUENT REGULATIONS (MMER)
2015 EFFLUENT COMPLIANCE

MINE/MILL NAME	Éléonore (Mine)
OPERATOR NAME	Goldcorp Incorporé
PRODUCT(S)	Gold
ADDRESS	853 Rideau Boulevard, Rouyn-Noranda, Quebec J9Y 0G3
EFFLUENT DISCHARGE POINT	Effluent final halde à stérile

PARAMETERS	LIMITS	JAN.	FEB.	MAR.	APRIL	MAY	JUNE	JULY	AUG.	SEP.	OCT.	NOV.	DEC.
As (mg/L)	0.5	ND	ND	ND	ND	ND	ND	ND	ND	ND	ND	ND	ND
Cu (mg/L)	0.3	ND	ND	ND	ND	ND	ND	ND	ND	ND	ND	ND	ND
CN (mg/L)	1.0	ND	ND	ND	ND	ND	ND	ND	ND	ND	ND	ND	ND
Pb (mg/L)	0.2	ND	ND	ND	ND	ND	ND	ND	ND	ND	ND	ND	ND
Ni (mg/L)	0.5	ND	ND	ND	ND	ND	ND	ND	ND	ND	ND	ND	ND
Zn (mg/L)	0.5	ND	ND	ND	ND	ND	ND	ND	ND	ND	ND	ND	ND
TSS (mg/L)	15	ND	ND	ND	ND	ND	ND	ND	ND	ND	ND	ND	ND
Ra-226 (Bq/L)	0.37	ND	ND	ND	ND	ND	ND	ND	ND	ND	ND	ND	ND
pH low	≥6.0	ND	ND	ND	ND	ND	ND	ND	ND	ND	ND	ND	ND
pH high	≤9.5	ND	ND	ND	ND	ND	ND	ND	ND	ND	ND	ND	ND
Flow (m^3/month)	—	ND	ND	ND	ND	ND	ND	ND	ND	ND	ND	ND	ND
Rainbow Trout	Pass	ND	ND	ND	ND	ND	ND	ND	ND	ND	ND	ND	ND
Acute Lethality Test	Fail	ND	ND	ND	ND	ND	ND	ND	ND	ND	ND	ND	ND
Daphnia magna	Pass	ND	ND	ND	ND	ND	ND	ND	ND	ND	ND	ND	ND
Monitoring Test	Fail	ND	ND	ND	ND	ND	ND	ND	ND	ND	ND	ND	ND

Comments:

NOTES:
ND: No Deposit **RF:** Reduced Frequency **NCU:** No Cyanide Used **Pass:** ≤50% Mortality **Fail:** >50% Mortality **— :** No data reported
Highlighted data indicate that a monthly effluent quality standard was exceeded for that month.
A "Pass" for the *Daphnia magna* monitoring test is not a requirement.

METAL MINING EFFLUENT REGULATIONS (MMER)
2015 EFFLUENT COMPLIANCE

MINE/MILL NAME	Elross Lake Area Iron Ore Mine
OPERATOR NAME	Tata Steel Minerals Canada Limited
PRODUCT(S)	Iron ore
ADDRESS	15 km NW of Schefferville, QC, Newfoundland and Labrador
EFFLUENT DISCHARGE POINT	Outlet of Sedimentation Pond 2

PARAMETERS	LIMITS	JAN.	FEB.	MAR.	APRIL	MAY	JUNE	JULY	AUG.	SEP.	OCT.	NOV.	DEC.
As (mg/L)	0.5	ND	ND	ND	-	0,0005	ND	ND	ND	ND	ND	ND	ND
Cu (mg/L)	0.3	ND	ND	ND	-	0,0022	ND	ND	ND	ND	ND	ND	ND
CN (mg/L)	1.0	ND	ND	ND	NCU	NCU	ND	ND	ND	ND	ND	ND	ND
Pb (mg/L)	0.2	ND	ND	ND	-	0,0006	ND	ND	ND	ND	ND	ND	ND
Ni (mg/L)	0.5	ND	ND	ND	-	0,0012	ND	ND	ND	ND	ND	ND	ND
Zn (mg/L)	0.5	ND	ND	ND	-	0,0587	ND	ND	ND	ND	ND	ND	ND
TSS (mg/L)	15	ND	ND	ND	-	29,33	ND	ND	ND	ND	ND	ND	ND
Ra-226 (Bq/L)	0.37	ND	ND	ND	-	0,0020	ND	ND	ND	ND	ND	ND	ND
pH low	≥6.0	ND	ND	ND	-	6,3	ND	ND	ND	ND	ND	ND	ND
pH high	≤9.5	ND	ND	ND	-	6,8	ND	ND	ND	ND	ND	ND	ND
Flow (m^3/month)	—	ND	ND	ND	2 686	164 223	ND	ND	ND	ND	ND	ND	ND
Rainbow Trout	Pass	ND	ND	ND	-	0	ND	ND	ND	ND	ND	ND	ND
Acute Lethality Test	Fail	ND	ND	ND	-	1	ND	ND	ND	ND	ND	ND	ND
Daphnia magna	Pass	ND	ND	ND	-	-	ND	ND	ND	ND	ND	ND	ND
Monitoring Test	Fail	ND	ND	ND	-	-	ND	ND	ND	ND	ND	ND	ND

Comments: No test results were provided for the month of April. The required additional acute lethality tests were not conducted following the failed test in May. *Daphnia magna* monitoring tests were not done on all the aliquots of each effluent sample collected for the acute lethality tests for the month of May.

NOTES:
ND: No Deposit **RF:** Reduced Frequency **NCU:** No Cyanide Used **Pass:** ≤50% Mortality **Fail:** >50% Mortality **— :** No data reported
Highlighted data indicate that a monthly effluent quality standard was exceeded for that month.
A "Pass" for the *Daphnia magna* monitoring test is not a requirement.

METAL MINING EFFLUENT REGULATIONS (MMER)
2015 EFFLUENT COMPLIANCE

MINE/MILL NAME	Endako Mines
OPERATOR NAME	Thompson Creek Mining
PRODUCT(S)	Molybdenum
ADDRESS	Bag 4001, Fraser Lake, British Columbia V0J 1S0
EFFLUENT DISCHARGE POINT	En.A1 - Tailings Pond 1 South

PARAMETERS	LIMITS	JAN.	FEB.	MAR.	APRIL	MAY	JUNE	JULY	AUG.	SEP.	OCT.	NOV.	DEC.
As (mg/L)	0.5	RF	0,0002	RF	0,0003	RF	RF	RF	0,0001	RF	RF	0,0001	RF
Cu (mg/L)	0.3	RF	0,0005	RF	0,0010	RF	RF	RF	0,0005	RF	RF	0,0005	RF
CN (mg/L)	1.0	NCU	0,0217	NCU	0,0062	NCU	NCU	RF	0,0025	NCU	NCU	0,0176	NCU
Pb (mg/L)	0.2	RF	0,0001	RF	0,0000	RF	RF	RF	0,0001	RF	RF	0,0001	RF
Ni (mg/L)	0.5	RF	0,0005	RF	0,0010	RF	RF	RF	0,0005	RF	RF	0,0012	RF
Zn (mg/L)	0.5	RF	0,0030	RF	0,0015	RF	RF	RF	0,0030	RF	RF	0,0030	RF
TSS (mg/L)	15	4,18	3,23	3,05	3,16	3,13	1,20	0,73	2,08	0,72	0,98	2,35	2,80
Ra-226 (Bq/L)	0.37	RF	0,0100	RF	0,0170	RF	RF	RF	0,0050	RF	RF	0,0050	RF
pH low	≥6.0	7,9	7,9	7,9	7,6	8,1	8,0	8,0	8,0	7,9	7,9	7,6	7,7
pH high	≤9.5	8,1	8,1	7,9	8,0	8,2	8,1	8,1	8,1	8,1	8,2	8,0	7,9
Flow (m^3/month)	—	72 911	73 267	84 539	154 395	110 236	91 130	91 665	86 809	101 788	91 499	83 821	85 759
Rainbow Trout	Pass	RF	1	RF	1	RF	RF	RF	1	RF	RF	1	RF
Acute Lethality Test	Fail	RF	0	RF	0	RF	RF	RF	0	RF	RF	0	RF
Daphnia magna	Pass	RF	1	RF	1	RF	RF	RF	1	RF	RF	1	RF
Monitoring Test	Fail	RF	0	RF	0	RF	RF	RF	0	RF	RF	0	RF

Comments: The 2015 annual report for this facility was submitted April 4, 2016 which is later than the deadline of March 31, 2016.

NOTES:
ND: No Deposit **RF:** Reduced Frequency **NCU:** No Cyanide Used **Pass:** ≤50% Mortality **Fail:** >50% Mortality **— :** No data reported
Highlighted data indicate that a monthly effluent quality standard was exceeded for that month.
A "Pass" for the *Daphnia magna* monitoring test is not a requirement.

METAL MINING EFFLUENT REGULATIONS (MMER)
2015 EFFLUENT COMPLIANCE

MINE/MILL NAME	Endako Mines
OPERATOR NAME	Thompson Creek Mining
PRODUCT(S)	Molybdenum
ADDRESS	Bag 4001, Fraser Lake, British Columbia V0J 1S0
EFFLUENT DISCHARGE POINT	En.H1 - Tailings Pond 2 Higginbotham

PARAMETERS	LIMITS	JAN.	FEB.	MAR.	APRIL	MAY	JUNE	JULY	AUG.	SEP.	OCT.	NOV.	DEC.
As (mg/L)	0.5	RF	0,0002	RF	0,0003	RF	RF	RF	0,0003	RF	RF	0,0002	RF
Cu (mg/L)	0.3	RF	0,0005	RF	0,0005	RF	RF	RF	0,0005	RF	RF	0,0005	RF
CN (mg/L)	1.0	NCU	0,0487	NCU	0,0373	NCU	NCU	RF	0,0436	NCU	NCU	0,0556	NCU
Pb (mg/L)	0.2	RF	0,0001	RF	0,0001	RF	RF	RF	0,0000	RF	RF	0,0001	RF
Ni (mg/L)	0.5	RF	0,0005	RF	0,0010	RF	RF	RF	0,0005	RF	RF	0,0005	RF
Zn (mg/L)	0.5	RF	0,0030	RF	0,0030	RF	RF	RF	0,0030	RF	RF	0,0030	RF
TSS (mg/L)	15	3,88	6,35	7,80	12,88	9,30	6,48	11,63	11,28	9,86	4,83	3,40	3,80
Ra-226 (Bq/L)	0.37	RF	0,0050	RF	0,0093	RF	RF	RF	0,0120	RF	RF	0,0050	RF
pH low	≥6.0	7,9	7,9	7,8	7,6	8,0	7,9	7,8	7,8	7,8	7,8	7,6	7,7
pH high	≤9.5	8,0	8,1	8,0	8,0	8,2	8,1	8,0	8,1	8,0	8,1	8,1	7,8
Flow (m^3/month)	—	41 356	37 791	48 486	58 704	63 330	43 106	42 690	40 781	38 038	47 140	36 925	32 987
Rainbow Trout	Pass	RF	1	RF	1	RF	RF	RF	1	RF	RF	1	RF
Acute Lethality Test	Fail	RF	0	RF	0	RF	RF	RF	0	RF	RF	0	RF
Daphnia magna	Pass	RF	1	RF	1	RF	RF	RF	1	RF	RF	1	RF
Monitoring Test	Fail	RF	0	RF	0	RF	RF	RF	0	RF	RF	0	RF

Comments: The 2015 annual report for this facility was submitted April 4, 2016 which is later than the deadline of March 31, 2016.

NOTES:
ND: No Deposit **RF:** Reduced Frequency **NCU:** No Cyanide Used **Pass:** ≤50% Mortality **Fail:** >50% Mortality **— :** No data reported
Highlighted data indicate that a monthly effluent quality standard was exceeded for that month.
A "Pass" for the *Daphnia magna* monitoring test is not a requirement.

METAL MINING EFFLUENT REGULATIONS (MMER)
2015 EFFLUENT COMPLIANCE

MINE/MILL NAME	Endako Mines
OPERATOR NAME	Thompson Creek Mining
PRODUCT(S)	Molybdenum
ADDRESS	Bag 4001, Fraser Lake, British Columbia V0J 1S0
EFFLUENT DISCHARGE POINT	En.N1 - Tailings Pond 1 North

PARAMETERS	LIMITS	JAN.	FEB.	MAR.	APRIL	MAY	JUNE	JULY	AUG.	SEP.	OCT.	NOV.	DEC.
As (mg/L)	0.5	RF	0,0001	RF	0,0001	RF	RF	RF	0,0001	RF	RF	0,0001	RF
Cu (mg/L)	0.3	RF	0,0005	RF	0,0011	RF	RF	RF	0,0005	RF	RF	0,0005	RF
CN (mg/L)	1.0	NCU	0,0154	NCU	0,0080	NCU	NCU	RF	0,0025	NCU	NCU	0,0166	NCU
Pb (mg/L)	0.2	RF	0,0001	RF	0,0001	RF	RF	RF	0,0001	RF	RF	0,0001	RF
Ni (mg/L)	0.5	RF	0,0005	RF	0,0005	RF	RF	RF	0,0005	RF	RF	0,0005	RF
Zn (mg/L)	0.5	RF	0,0030	RF	0,0030	RF	RF	RF	0,0030	RF	RF	0,0030	RF
TSS (mg/L)	15	0,50	0,50	0,50	0,66	1,20	0,90	0,65	1,25	0,50	0,50	0,88	0,86
Ra-226 (Bq/L)	0.37	RF	0,0050	RF	0,0050	RF	RF	RF	0,0050	RF	RF	0,0050	RF
pH low	≥6.0	7,9	8,0	8,0	8,0	8,1	8,0	8,0	7,9	7,8	8,0	7,9	7,8
pH high	≤9.5	8,1	8,2	8,1	8,1	8,3	8,2	8,2	8,2	8,0	8,2	8,2	7,9
Flow (m^3/month)	—	168 171	149 873	200 209	243 081	193 933	167 754	153 772	8 567	6 157	165 747	155 332	136 403
Rainbow Trout	Pass	RF	1	RF	1	RF	RF	RF	1	RF	RF	1	RF
Acute Lethality Test	Fail	RF	0	RF	0	RF	RF	RF	0	RF	RF	0	RF
Daphnia magna	Pass	RF	1	RF	1	RF	RF	RF	1	RF	RF	1	RF
Monitoring Test	Fail	RF	0	RF	0	RF	RF	RF	0	RF	RF	0	RF

Comments: The 2015 annual report for this facility was submitted April 4, 2016 which is later than the deadline of March 31, 2016.

NOTES:
ND: No Deposit **RF:** Reduced Frequency **NCU:** No Cyanide Used **Pass:** ≤50% Mortality **Fail:** >50% Mortality **— :** No data reported
Highlighted data indicate that a monthly effluent quality standard was exceeded for that month.
A "Pass" for the *Daphnia magna* monitoring test is not a requirement.

METAL MINING EFFLUENT REGULATIONS (MMER)
2015 EFFLUENT COMPLIANCE

MINE/MILL NAME	Endako Mines
OPERATOR NAME	Thompson Creek Mining
PRODUCT(S)	Molybdenum
ADDRESS	Bag 4001, Fraser Lake, British Columbia V0J 1S0
EFFLUENT DISCHARGE POINT	En.S2 - Tailings Pond 2 South

PARAMETERS	LIMITS	JAN.	FEB.	MAR.	APRIL	MAY	JUNE	JULY	AUG.	SEP.	OCT.	NOV.	DEC.
As (mg/L)	0.5	RF	0,0001	RF	0,0001	RF	RF	RF	0,0001	RF	RF	0,0001	RF
Cu (mg/L)	0.3	RF	0,0005	RF	0,0005	RF	RF	RF	0,0170	RF	RF	0,0005	RF
CN (mg/L)	1.0	NCU	0,0574	NCU	0,0172	NCU	NCU	RF	0,0025	NCU	NCU	0,0280	NCU
Pb (mg/L)	0.2	RF	0,0001	RF	0,0001	RF	RF	RF	0,0001	RF	RF	0,0001	RF
Ni (mg/L)	0.5	RF	0,0005	RF	0,0005	RF	RF	RF	0,0005	RF	RF	0,0005	RF
Zn (mg/L)	0.5	RF	0,0030	RF	0,0030	RF	RF	RF	0,0030	RF	RF	0,0030	RF
TSS (mg/L)	15	0,70	0,50	0,70	0,50	0,95	0,84	0,50	1,63	0,50	0,70	0,50	0,62
Ra-226 (Bq/L)	0.37	RF	0,0050	RF	0,0150	RF	RF	RF	0,0050	RF	RF	0,0050	RF
pH low	≥6.0	7,8	7,8	7,7	7,6	8,0	7,9	7,7	7,7	7,8	7,8	7,6	7,6
pH high	≤9.5	8,0	8,1	7,9	7,9	8,2	8,1	8,0	8,1	8,0	8,1	8,1	7,8
Flow (m^3/month)	—	23 255	21 319	30 446	62 957	59 871	46 752	75 903	34 859	36 106	33 424	35 799	29 898
Rainbow Trout	Pass	RF	1	RF	1	RF	RF	RF	1	RF	RF	1	RF
Acute Lethality Test	Fail	RF	0	RF	0	RF	RF	RF	0	RF	RF	0	RF
Daphnia magna	Pass	RF	1	RF	1	RF	RF	RF	1	RF	RF	1	RF
Monitoring Test	Fail	RF	0	RF	0	RF	RF	RF	0	RF	RF	0	RF

Comments: The 2015 annual report for this facility was submitted April 4, 2016 which is later than the deadline of March 31, 2016.

NOTES:
ND: No Deposit **RF:** Reduced Frequency **NCU:** No Cyanide Used **Pass:** ≤50% Mortality **Fail:** >50% Mortality **— :** No data reported
Highlighted data indicate that a monthly effluent quality standard was exceeded for that month.
A "Pass" for the *Daphnia magna* monitoring test is not a requirement.

METAL MINING EFFLUENT REGULATIONS (MMER)
2015 EFFLUENT COMPLIANCE

MINE/MILL NAME	Endako Mines
OPERATOR NAME	Thompson Creek Mining
PRODUCT(S)	Molybdenum
ADDRESS	Bag 4001, Fraser Lake, British Columbia V0J 1S0
EFFLUENT DISCHARGE POINT	En.SBC - Endako Pit

PARAMETERS	LIMITS	JAN.	FEB.	MAR.	APRIL	MAY	JUNE	JULY	AUG.	SEP.	OCT.	NOV.	DEC.
As (mg/L)	0.5	RF	0,0003	RF	0,0003	RF	RF	RF	0,0003	RF	RF	0,0003	RF
Cu (mg/L)	0.3	RF	0,0013	RF	0,0013	RF	RF	RF	0,0013	RF	RF	0,0013	RF
CN (mg/L)	1.0	NCU	0,0025	NCU	0,0025	RF	NCU	RF	0,0025	NCU	NCU	0,0025	NCU
Pb (mg/L)	0.2	RF	0,0001	RF	0,0001	RF	RF	RF	0,0001	RF	RF	0,0001	RF
Ni (mg/L)	0.5	RF	0,0013	RF	0,0013	RF	RF	RF	0,0013	RF	RF	0,0013	RF
Zn (mg/L)	0.5	RF	0,0150	RF	0,0150	RF	RF	RF	0,0150	RF	RF	0,0360	RF
TSS (mg/L)	15	0,70	0,50	0,50	0,86	1,00	0,98	0,50	1,75	0,50	0,50	0,50	0,50
Ra-226 (Bq/L)	0.37	RF	0,0050	RF	0,0050	RF	RF	RF	0,0050	RF	RF	0,0050	RF
pH low	≥6.0	7,9	8,0	8,0	7,9	8,0	8,0	8,1	8,0	8,0	8,0	7,7	7,8
pH high	≤9.5	8,1	8,2	8,1	8,1	8,2	8,2	8,2	8,1	8,1	8,1	8,1	8,1
Flow (m^3/month)	—	3 494	3 807	8 904	37 433	19 331	9 007	5 100	3 818	3 806	3 648	3 099	4 000
Rainbow Trout	Pass	RF	1	RF	1	RF	RF	RF	1	RF	RF	1	RF
Acute Lethality Test	Fail	RF	0	RF	0	RF	RF	RF	0	RF	RF	0	RF
Daphnia magna	Pass	RF	1	RF	1	RF	RF	RF	1	RF	RF	1	RF
Monitoring Test	Fail	RF	0	RF	0	RF	RF	RF	0	RF	RF	0	RF

Comments: The 2015 annual report for this facility was submitted April 4, 2016 which is later than the deadline of March 31, 2016.

NOTES:
ND: No Deposit **RF:** Reduced Frequency **NCU:** No Cyanide Used **Pass:** ≤50% Mortality **Fail:** >50% Mortality **— :** No data reported
Highlighted data indicate that a monthly effluent quality standard was exceeded for that month.
A "Pass" for the *Daphnia magna* monitoring test is not a requirement.

METAL MINING EFFLUENT REGULATIONS (MMER)
2015 EFFLUENT COMPLIANCE

MINE/MILL NAME	Endako Mines
OPERATOR NAME	Thompson Creek Mining
PRODUCT(S)	Molybdenum
ADDRESS	Bag 4001, Fraser Lake, British Columbia V0J 1S0
EFFLUENT DISCHARGE POINT	En.W2 - Denak West Pit

PARAMETERS	LIMITS	JAN.	FEB.	MAR.	APRIL	MAY	JUNE	JULY	AUG.	SEP.	OCT.	NOV.	DEC.
As (mg/L)	0.5	ND	ND	0,0003	0,0003	RF	RF	RF	0,0005	RF	RF	ND	0,0005
Cu (mg/L)	0.3	ND	ND	0,0013	0,0013	RF	RF	RF	0,0013	RF	RF	ND	0,0025
CN (mg/L)	1.0	ND	ND	0,0025	0,0025	NCU	NCU	RF	0,0025	NCU	NCU	ND	0,0025
Pb (mg/L)	0.2	ND	ND	0,0001	0,0001	RF	RF	RF	0,0001	RF	RF	ND	0,0003
Ni (mg/L)	0.5	ND	ND	0,0013	0,0013	RF	RF	RF	0,0013	RF	RF	ND	0,0025
Zn (mg/L)	0.5	ND	ND	0,0150	0,0150	RF	RF	RF	0,0150	RF	RF	ND	0,0300
TSS (mg/L)	15	ND	ND	0,95	0,72	1,68	1,22	0,50	2,63	1,50	0,50	ND	1,25
Ra-226 (Bq/L)	0.37	ND	ND	0,0050	0,0050	RF	RF	RF	0,0050	RF	RF	ND	0,0050
pH low	≥6.0	ND	ND	7,9	7,6	8,0	7,8	8,0	7,7	7,8	7,9	ND	7,6
pH high	≤9.5	ND	ND	8,0	8,2	8,1	8,1	8,0	7,9	7,8	7,9	ND	7,6
Flow (m^3/month)	—	ND	ND	5 691	32 318	17 141	11 041	3 084	11 869	11 727	4 136	ND	9 717
Rainbow Trout	Pass	ND	ND	1	1	RF	RF	RF	1	RF	RF	ND	1
Acute Lethality Test	Fail	ND	ND	0	0	RF	RF	RF	0	RF	RF	ND	0
Daphnia magna	Pass	ND	ND	1	1	RF	RF	RF	1	RF	RF	ND	1
Monitoring Test	Fail	ND	ND	0	0	RF	RF	RF	0	RF	RF	ND	0

Comments: The 2015 annual report for this facility was submitted April 4, 2016 which is later than the deadline of March 31, 2016.

NOTES:
ND: No Deposit **RF:** Reduced Frequency **NCU:** No Cyanide Used **Pass:** ≤50% Mortality **Fail:** >50% Mortality **— :** No data reported
Highlighted data indicate that a monthly effluent quality standard was exceeded for that month.
A "Pass" for the *Daphnia magna* monitoring test is not a requirement.

METAL MINING EFFLUENT REGULATIONS (MMER)
2015 EFFLUENT COMPLIANCE

MINE/MILL NAME	Fire Lake (Mine)
OPERATOR NAME	ArcelorMittal Exploitation minière Canada s.e.n.c.
PRODUCT(S)	Iron ore
ADDRESS	389 Road, P.O. Box 1817, Mont-Wright, Quebec G0G 1J0
EFFLUENT DISCHARGE POINT	Fire Lake 5 (FL-5)

PARAMETERS	LIMITS	JAN.	FEB.	MAR.	APRIL	MAY	JUNE	JULY	AUG.	SEP.	OCT.	NOV.	DEC.
As (mg/L)	0.5	ND	ND	ND	0,0005	-	ND	ND	ND	ND	ND	ND	ND
Cu (mg/L)	0.3	ND	ND	ND	0,0050	-	ND	ND	ND	ND	ND	ND	ND
CN (mg/L)	1.0	ND	ND	ND	NCU	NCU	ND	ND	ND	ND	ND	ND	ND
Pb (mg/L)	0.2	ND	ND	ND	0,0010	-	ND	ND	ND	ND	ND	ND	ND
Ni (mg/L)	0.5	ND	ND	ND	0,0060	-	ND	ND	ND	ND	ND	ND	ND
Zn (mg/L)	0.5	ND	ND	ND	0,0290	-	ND	ND	ND	ND	ND	ND	ND
TSS (mg/L)	15	ND	ND	ND	28,00	-	ND	ND	ND	ND	ND	ND	ND
Ra-226 (Bq/L)	0.37	ND	ND	ND	0,0010	-	ND	ND	ND	ND	ND	ND	ND
pH low	≥6.0	ND	ND	ND	7,9	-	ND	ND	ND	ND	ND	ND	ND
pH high	≤9.5	ND	ND	ND	7,9	-	ND	ND	ND	ND	ND	ND	ND
Flow (m^3/month)	—	ND	ND	ND	2 304	1 152	ND	ND	ND	ND	ND	ND	ND
Rainbow Trout	Pass	ND	ND	ND	1	-	ND	ND	ND	ND	ND	ND	ND
Acute Lethality Test	Fail	ND	ND	ND	0	-	ND	ND	ND	ND	ND	ND	ND
Daphnia magna	Pass	ND	ND	ND	1	-	ND	ND	ND	ND	ND	ND	ND
Monitoring Test	Fail	ND	ND	ND	0	-	ND	ND	ND	ND	ND	ND	ND

Comments: No test results were provided for the month of May.

NOTES:
ND: No Deposit **RF:** Reduced Frequency **NCU:** No Cyanide Used **Pass:** ≤50% Mortality **Fail:** >50% Mortality **— :** No data reported
Highlighted data indicate that a monthly effluent quality standard was exceeded for that month.
A "Pass" for the *Daphnia magna* monitoring test is not a requirement.

METAL MINING EFFLUENT REGULATIONS (MMER)
2015 EFFLUENT COMPLIANCE

MINE/MILL NAME	Fire Lake (Mine)
OPERATOR NAME	ArcelorMittal Exploitation minière Canada s.e.n.c.
PRODUCT(S)	Iron ore
ADDRESS	389 Road, P.O. Box 1817, Mont-Wright, Quebec G0G 1J0
EFFLUENT DISCHARGE POINT	Fire Lake-6

PARAMETERS	LIMITS	JAN.	FEB.	MAR.	APRIL	MAY	JUNE	JULY	AUG.	SEP.	OCT.	NOV.	DEC.
As (mg/L)	0.5	ND	ND	ND	ND	ND	ND	ND	ND	ND	ND	ND	ND
Cu (mg/L)	0.3	ND	ND	ND	ND	ND	ND	ND	ND	ND	ND	ND	ND
CN (mg/L)	1.0	ND	ND	ND	ND	ND	ND	ND	ND	ND	ND	ND	ND
Pb (mg/L)	0.2	ND	ND	ND	ND	ND	ND	ND	ND	ND	ND	ND	ND
Ni (mg/L)	0.5	ND	ND	ND	ND	ND	ND	ND	ND	ND	ND	ND	ND
Zn (mg/L)	0.5	ND	ND	ND	ND	ND	ND	ND	ND	ND	ND	ND	ND
TSS (mg/L)	15	ND	ND	ND	ND	ND	ND	ND	ND	ND	ND	ND	ND
Ra-226 (Bq/L)	0.37	ND	ND	ND	ND	ND	ND	ND	ND	ND	ND	ND	ND
pH low	≥6.0	ND	ND	ND	ND	ND	ND	ND	ND	ND	ND	ND	ND
pH high	≤9.5	ND	ND	ND	ND	ND	ND	ND	ND	ND	ND	ND	ND
Flow (m^3/month)	—	ND	ND	ND	ND	ND	ND	ND	ND	ND	ND	ND	ND
Rainbow Trout	Pass	ND	ND	ND	ND	ND	ND	ND	ND	ND	ND	ND	ND
Acute Lethality Test	Fail	ND	ND	ND	ND	ND	ND	ND	ND	ND	ND	ND	ND
Daphnia magna	Pass	ND	ND	ND	ND	ND	ND	ND	ND	ND	ND	ND	ND
Monitoring Test	Fail	ND	ND	ND	ND	ND	ND	ND	ND	ND	ND	ND	ND

Comments:

NOTES:
ND: No Deposit **RF:** Reduced Frequency **NCU:** No Cyanide Used **Pass:** ≤50% Mortality **Fail:** >50% Mortality **— :** No data reported
Highlighted data indicate that a monthly effluent quality standard was exceeded for that month.
A "Pass" for the *Daphnia magna* monitoring test is not a requirement.

METAL MINING EFFLUENT REGULATIONS (MMER)
2015 EFFLUENT COMPLIANCE

MINE/MILL NAME	Fire Lake (Mine)
OPERATOR NAME	ArcelorMittal Exploitation minière Canada s.e.n.c.
PRODUCT(S)	Iron ore
ADDRESS	389 Road, P.O. Box 1817, Mont-Wright, Quebec G0G 1J0
EFFLUENT DISCHARGE POINT	Fire Lake-Q

PARAMETERS	LIMITS	JAN.	FEB.	MAR.	APRIL	MAY	JUNE	JULY	AUG.	SEP.	OCT.	NOV.	DEC.
As (mg/L)	0.5	ND	ND	ND	ND	0,0005	0,0005	0,0005	0,0006	0,0006	0,0005	ND	ND
Cu (mg/L)	0.3	ND	ND	ND	ND	0,0020	0,0008	0,0005	0,0013	0,0012	0,0007	ND	ND
CN (mg/L)	1.0	ND	ND	ND	ND	NCU	RF	NCU	NCU	NCU	NCU	ND	ND
Pb (mg/L)	0.2	ND	ND	ND	ND	0,0005	0,0005	0,0019	0,0020	0,0005	0,0005	ND	ND
Ni (mg/L)	0.5	ND	ND	ND	ND	0,0018	0,0022	0,0038	0,0035	0,0024	0,0023	ND	ND
Zn (mg/L)	0.5	ND	ND	ND	ND	0,0056	0,0035	0,0056	0,0064	0,0046	0,0035	ND	ND
TSS (mg/L)	15	ND	ND	ND	ND	5,75	7,60	11,00	15,75	11,50	12,67	ND	ND
Ra-226 (Bq/L)	0.37	ND	ND	ND	ND	0,0025	0,0010	0,0010	0,0020	0,0065	0,0040	ND	ND
pH low	≥6.0	ND	ND	ND	ND	6,5	7,1	7,2	6,8	6,6	6,9	ND	ND
pH high	≤9.5	ND	ND	ND	ND	7,1	7,5	7,5	7,2	7,3	7,5	ND	ND
Flow (m^3/month)	—	ND	ND	ND	ND	10 018	2 438	1 245	733	44	585	ND	ND
Rainbow Trout	Pass	ND	ND	ND	ND	-	-	-	-	2	1	ND	ND
Acute Lethality Test	Fail	ND	ND	ND	ND	-	-	-	-	0	0	ND	ND
Daphnia magna	Pass	ND	ND	ND	ND	2	1	2	1	2	1	ND	ND
Monitoring Test	Fail	ND	ND	ND	ND	0	0	0	0	0	0	ND	ND

Comments: The company reported that acute lethality testing was under "normal frequency" for the months of May, June, July, and August, indicating that testing was required for these months.

NOTES:
ND: No Deposit **RF:** Reduced Frequency **NCU:** No Cyanide Used **Pass:** ≤50% Mortality **Fail:** >50% Mortality **— :** No data reported

Highlighted data indicate that a monthly effluent quality standard was exceeded for that month.

A "Pass" for the *Daphnia magna* monitoring test is not a requirement.

METAL MINING EFFLUENT REGULATIONS (MMER)
2015 EFFLUENT COMPLIANCE

MINE/MILL NAME	Fire Lake (Mine)
OPERATOR NAME	ArcelorMittal Exploitation minière Canada s.e.n.c.
PRODUCT(S)	Iron ore
ADDRESS	389 Road, P.O. Box 1817, Mont-Wright, Quebec G0G 1J0
EFFLUENT DISCHARGE POINT	Fosse Beaver - Déversoir (FL-2)

PARAMETERS	LIMITS	JAN.	FEB.	MAR.	APRIL	MAY	JUNE	JULY	AUG.	SEP.	OCT.	NOV.	DEC.
As (mg/L)	0.5	0,0005	0,0005	0,0005	0,0007	0,0005	0,0005	0,0005	0,0005	0,0005	0,0005	0,0005	0,0005
Cu (mg/L)	0.3	0,0010	0,0015	0,0006	0,0060	0,0054	0,0012	0,0010	0,0013	0,0014	0,0011	0,0006	0,0052
CN (mg/L)	1.0	NCU	NCU	NCU	NCU	NCU	NCU	NCU	NCU	NCU	NCU	NCU	NCU
Pb (mg/L)	0.2	0,0005	0,0005	0,0008	0,0012	0,0007	0,0005	0,0009	0,0005	0,0005	0,0005	0,0005	0,0005
Ni (mg/L)	0.5	0,0028	0,0020	0,0020	0,0102	0,0047	0,0018	0,0021	0,0010	0,0010	0,0009	0,0010	0,0024
Zn (mg/L)	0.5	0,0275	0,0238	0,0448	0,0200	0,0193	0,0061	0,0035	0,0070	0,0064	0,0061	0,0070	0,0120
TSS (mg/L)	15	0,50	0,63	0,50	39,58	22,50	3,40	0,88	1,13	2,00	1,13	0,60	0,60
Ra-226 (Bq/L)	0.37	0,0020	0,0010	0,0010	0,0105	0,0038	0,0010	0,0010	0,0020	0,0070	0,0010	0,0020	0,0030
pH low	≥6.0	6,7	6,6	6,7	7,0	6,7	7,2	7,1	6,9	7,1	7,4	7,2	7,0
pH high	≤9.5	7,8	6,9	7,2	7,7	7,9	7,6	7,7	7,4	7,5	7,9	7,6	7,4
Flow (m^3/month)	—	14 356	7 240	1 935	228 030	554 263	263 540	250 407	180 280	248 878	147 096	111 016	56 251
Rainbow Trout	Pass	1	1	1	4	5	1	2	1	1	1	2	3
Acute Lethality Test	Fail	0	0	0	0	0	0	0	0	0	0	0	0
Daphnia magna	Pass	1	1	1	4	5	1	2	1	1	1	1	3
Monitoring Test	Fail	0	0	0	0	0	0	0	0	0	0	1	0

Comments:

NOTES:
ND: No Deposit **RF:** Reduced Frequency **NCU:** No Cyanide Used **Pass:** ≤50% Mortality **Fail:** >50% Mortality **— :** No data reported
Highlighted data indicate that a monthly effluent quality standard was exceeded for that month.
A "Pass" for the *Daphnia magna* monitoring test is not a requirement.

METAL MINING EFFLUENT REGULATIONS (MMER)
2015 EFFLUENT COMPLIANCE

MINE/MILL NAME	Flin Flon Complex
OPERATOR NAME	Hudbay Minerals Incorporated
PRODUCT(S)	Copper, zinc, gold, silver
ADDRESS	P.O. Box 1500, Flin Flon, Manitoba R8A 1N9
EFFLUENT DISCHARGE POINT	North Weir Discharge

PARAMETERS	LIMITS	JAN.	FEB.	MAR.	APRIL	MAY	JUNE	JULY	AUG.	SEP.	OCT.	NOV.	DEC.
As (mg/L)	0.5	0,0068	0,0058	0,0226	0,0105	0,0005	0,0005	0,0005	0,0006	0,0005	0,0005	0,0039	0,0095
Cu (mg/L)	0.3	0,0100	0,0050	0,0062	0,0175	0,0060	0,0050	0,0040	0,0055	0,0040	0,0040	0,0092	0,0215
CN (mg/L)	1.0	NCU	NCU	NCU	NCU	NCU	NCU	NCU	NCU	NCU	NCU	NCU	NCU
Pb (mg/L)	0.2	0,0100	0,0100	0,0100	0,0100	0,0100	0,0100	0,0100	0,0100	0,0100	0,0100	0,0100	0,0100
Ni (mg/L)	0.5	0,0035	0,0035	0,0035	0,0035	0,0035	0,0035	0,0035	0,0035	0,0035	0,0035	0,0035	0,0035
Zn (mg/L)	0.5	0,0343	0,0285	0,0368	0,1163	0,0805	0,0596	0,1635	0,0703	0,0602	0,1035	0,0460	0,0588
TSS (mg/L)	15	0,88	0,88	0,78	1,88	2,45	0,73	1,65	0,80	0,71	1,01	1,20	1,04
Ra-226 (Bq/L)	0.37	0,0050	RF	RF	RF	RF	0,0100	RF	0,0100	RF	0,0200	RF	RF
pH low	≥6.0	8,4	8,4	6,2	6,4	6,6	6,5	7,0	6,8	7,0	7,2	6,5	6,2
pH high	≤9.5	8,8	9,3	9,1	8,2	8,0	7,8	8,4	7,6	8,4	7,6	7,6	8,2
Flow (m^3/month)	—	778 244	698 140	695 147	932 840	1 275 383	709 348	512 598	962 234	1 138 935	923 990	942 550	927 178
Rainbow Trout	Pass	1	RF	RF	RF	RF	1	RF	1	RF	1	RF	RF
Acute Lethality Test	Fail	0	RF	RF	RF	RF	0	RF	0	RF	0	RF	RF
Daphnia magna	Pass	0	RF	RF	RF	RF	0	RF	1	RF	1	RF	RF
Monitoring Test	Fail	1	RF	RF	RF	RF	1	RF	0	RF	0	RF	RF

Comments:

NOTES:
ND: No Deposit **RF:** Reduced Frequency **NCU:** No Cyanide Used **Pass:** ≤50% Mortality **Fail:** >50% Mortality **— :** No data reported
Highlighted data indicate that a monthly effluent quality standard was exceeded for that month.
A "Pass" for the *Daphnia magna* monitoring test is not a requirement.

METAL MINING EFFLUENT REGULATIONS (MMER)
2015 EFFLUENT COMPLIANCE

MINE/MILL NAME	Francoeur (Mine)
OPERATOR NAME	Mines Richmont Incorporé
PRODUCT(S)	Gold
ADDRESS	199 Provencher Avenue, P.O. 39, Rouyn-Noranda, Quebec J0Z 1B0
EFFLUENT DISCHARGE POINT	Effluent final Francoeur

PARAMETERS	LIMITS	JAN.	FEB.	MAR.	APRIL	MAY	JUNE	JULY	AUG.	SEP.	OCT.	NOV.	DEC.
As (mg/L)	0.5	ND	ND	ND	ND	ND	ND	ND	ND	ND	ND	ND	ND
Cu (mg/L)	0.3	ND	ND	ND	ND	ND	ND	ND	ND	ND	ND	ND	ND
CN (mg/L)	1.0	ND	ND	ND	ND	ND	ND	ND	ND	ND	ND	ND	ND
Pb (mg/L)	0.2	ND	ND	ND	ND	ND	ND	ND	ND	ND	ND	ND	ND
Ni (mg/L)	0.5	ND	ND	ND	ND	ND	ND	ND	ND	ND	ND	ND	ND
Zn (mg/L)	0.5	ND	ND	ND	ND	ND	ND	ND	ND	ND	ND	ND	ND
TSS (mg/L)	15	ND	ND	ND	ND	ND	ND	ND	ND	ND	ND	ND	ND
Ra-226 (Bq/L)	0.37	ND	ND	ND	ND	ND	ND	ND	ND	ND	ND	ND	ND
pH low	≥6.0	ND	ND	ND	ND	ND	ND	ND	ND	ND	ND	ND	ND
pH high	≤9.5	ND	ND	ND	ND	ND	ND	ND	ND	ND	ND	ND	ND
Flow (m^3/month)	—	ND	ND	ND	ND	ND	ND	ND	ND	ND	ND	ND	ND
Rainbow Trout	Pass	ND	ND	ND	ND	ND	ND	ND	ND	ND	ND	ND	ND
Acute Lethality Test	Fail	ND	ND	ND	ND	ND	ND	ND	ND	ND	ND	ND	ND
Daphnia magna	Pass	ND	ND	ND	ND	ND	ND	ND	ND	ND	ND	ND	ND
Monitoring Test	Fail	ND	ND	ND	ND	ND	ND	ND	ND	ND	ND	ND	ND

Comments:

NOTES:
ND: No Deposit **RF:** Reduced Frequency **NCU:** No Cyanide Used **Pass:** ≤50% Mortality **Fail:** >50% Mortality **— :** No data reported
Highlighted data indicate that a monthly effluent quality standard was exceeded for that month.
A "Pass" for the *Daphnia magna* monitoring test is not a requirement.

METAL MINING EFFLUENT REGULATIONS (MMER)
2015 EFFLUENT COMPLIANCE

MINE/MILL NAME	Garson Mine
OPERATOR NAME	Vale Canada Limited
PRODUCT(S)	Nickel, copper, cobalt, platinum, palladium
ADDRESS	60 Mine Road, Garson, Ontario P3L 1A2
EFFLUENT DISCHARGE POINT	Garson Mine

PARAMETERS	LIMITS	JAN.	FEB.	MAR.	APRIL	MAY	JUNE	JULY	AUG.	SEP.	OCT.	NOV.	DEC.
As (mg/L)	0.5	0,0004	0,0006	0,0005	0,0012	0,0012	0,0004	0,0005	0,0004	0,0003	0,0004	0,0005	0,0005
Cu (mg/L)	0.3	0,0025	0,0048	0,0033	0,0120	0,0020	0,0010	0,0030	0,0015	0,0012	0,0027	0,0013	0,0038
CN (mg/L)	1.0	NCU	NCU	NCU	NCU	NCU	NCU	NCU	NCU	NCU	NCU	NCU	NCU
Pb (mg/L)	0.2	0,0001	0,0002	0,0001	0,0002	0,0001	0,0001	0,0001	0,0002	0,0002	0,0001	0,0001	0,0002
Ni (mg/L)	0.5	0,0885	0,1385	0,0968	0,1144	0,0845	0,1326	0,1490	0,1778	0,1006	0,1550	0,1338	0,2378
Zn (mg/L)	0.5	0,0062	0,0076	0,0037	0,0050	0,0023	0,0039	0,0041	0,0051	0,0044	0,0066	0,0048	0,0074
TSS (mg/L)	15	1,25	1,00	1,00	1,34	1,50	1,40	1,35	1,38	1,36	2,03	1,73	2,54
Ra-226 (Bq/L)	0.37	0,0120	RF	RF	0,0025	RF	RF	0,0100	RF	RF	0,0040	RF	RF
pH low	≥6.0	7,4	7,3	7,8	7,9	8,0	8,1	8,2	8,2	7,3	7,6	7,3	6,9
pH high	≤9.5	8,4	8,3	8,5	8,3	8,4	8,4	8,5	8,6	8,0	8,1	8,3	7,9
Flow (m^3/month)	—	90 577	76 106	69 771	107 534	112 497	99 958	90 534	85 460	89 973	75 330	90 376	111 097
Rainbow Trout	Pass	1	RF	RF	1	RF	RF	1	RF	RF	1	RF	RF
Acute Lethality Test	Fail	0	RF	RF	0	RF	RF	0	RF	RF	0	RF	RF
Daphnia magna	Pass	1	RF	RF	1	RF	RF	1	RF	RF	1	RF	RF
Monitoring Test	Fail	0	RF	RF	0	RF	RF	0	RF	RF	0	RF	RF

Comments:

NOTES:
ND: No Deposit **RF:** Reduced Frequency **NCU:** No Cyanide Used **Pass:** ≤50% Mortality **Fail:** >50% Mortality **— :** No data reported
Highlighted data indicate that a monthly effluent quality standard was exceeded for that month.
A "Pass" for the *Daphnia magna* monitoring test is not a requirement.

METAL MINING EFFLUENT REGULATIONS (MMER)
2015 EFFLUENT COMPLIANCE

MINE/MILL NAME	Géant Dormant (Mine)
OPERATOR NAME	Maudore Minerals Limited - Mines Aurbec Incorporated
PRODUCT(S)	Gold
ADDRESS	Km 118, Road 109 North, Amos, Quebec J9T 3A3
EFFLUENT DISCHARGE POINT	GD-E01, Effluent final bassin d''eau de mine

PARAMETERS	LIMITS	JAN.	FEB.	MAR.	APRIL	MAY	JUNE	JULY	AUG.	SEP.	OCT.	NOV.	DEC.
As (mg/L)	0.5	0,0003	0,0009	0,0003	0,0003	0,0003	0,0003	0,0003	0,0003	0,0003	0,0003	0,0083	0,0035
Cu (mg/L)	0.3	0,0043	0,0032	0,0029	0,0033	0,0026	0,0026	0,0030	0,0003	0,0033	0,0083	0,0032	0,0026
CN (mg/L)	1.0	NCU	NCU	NCU	NCU	NCU	0,0130	0,0025	NCU	NCU	0,0025	0,0025	0,0050
Pb (mg/L)	0.2	0,0002	0,0002	0,0002	0,0002	0,0002	0,0002	0,0009	0,0002	0,0002	0,0002	0,0002	0,0002
Ni (mg/L)	0.5	0,0030	0,0019	0,0020	0,0024	0,0020	0,0027	0,0034	0,0029	0,0023	0,0022	0,0029	0,0034
Zn (mg/L)	0.5	0,1003	0,0953	0,0952	0,0953	0,0825	0,0663	0,1563	0,1088	0,1154	0,1023	0,0965	0,0937
TSS (mg/L)	15	0,75	1,00	1,30	1,25	1,00	1,80	1,50	1,25	1,00	1,00	0,75	1,30
Ra-226 (Bq/L)	0.37	RF	-	-	-	-	0,0070	0,0130	-	0,0230	0,0150	0,0160	0,0170
pH low	≥6.0	8,0	8,1	8,2	8,0	8,1	7,7	8,0	7,8	7,8	8,1	8,1	8,0
pH high	≤9.5	8,1	8,2	8,3	8,4	8,4	8,3	8,3	8,1	8,2	8,2	8,2	8,4
Flow (m^3/month)	—	82 624	73 980	82 814	80 280	81 288	78 782	82 094	81 742	79 884	82 458	80 489	82 220
Rainbow Trout	Pass	-	-	-	1	-	-	1	-	1	1	1	-
Acute Lethality Test	Fail	-	-	-	0	-	-	0	-	0	0	0	-
Daphnia magna	Pass	-	-	-	1	-	-	1	-	1	1	1	-
Monitoring Test	Fail	-	-	-	0	-	-	0	-	0	0	0	-

Comments: The 2015 annual report for this facility was submitted April 6, 2016 which is later than the deadline of March 31, 2016. The company reported that testing for Radium-226 was under "normal frequency" for the months of February, March, April, May and August, indicating that testing was required for these months. The company reported that acute lethality testing was under "normal frequency" for the months of January, February, March, May, June, August and December, indicating that testing was required for these months.

NOTES:
ND: No Deposit **RF:** Reduced Frequency **NCU:** No Cyanide Used **Pass:** ≤50% Mortality **Fail:** >50% Mortality **— :** No data reported

Highlighted data indicate that a monthly effluent quality standard was exceeded for that month.

A "Pass" for the *Daphnia magna* monitoring test is not a requirement.

METAL MINING EFFLUENT REGULATIONS (MMER)
2015 EFFLUENT COMPLIANCE

MINE/MILL NAME	Géant Dormant (Mine)
OPERATOR NAME	Maudore Minerals Limited - Mines Aurbec Incorporated
PRODUCT(S)	Gold
ADDRESS	Km 118, Road 109 North, Amos, Quebec J9T 3A3
EFFLUENT DISCHARGE POINT	GD-E03, Bassin de polissage 2A

PARAMETERS	LIMITS	JAN.	FEB.	MAR.	APRIL	MAY	JUNE	JULY	AUG.	SEP.	OCT.	NOV.	DEC.
As (mg/L)	0.5	ND	ND	ND	ND	0,0003	0,0003	ND	ND	ND	ND	0,0003	0,0003
Cu (mg/L)	0.3	ND	ND	ND	ND	0,0203	0,0143	ND	ND	ND	ND	0,1058	0,0959
CN (mg/L)	1.0	ND	ND	ND	ND	0,0245	0,0060	ND	ND	ND	ND	0,0025	0,0025
Pb (mg/L)	0.2	ND	ND	ND	ND	0,0002	0,0002	ND	ND	ND	ND	0,0002	0,0002
Ni (mg/L)	0.5	ND	ND	ND	ND	0,0220	0,0220	ND	ND	ND	ND	0,0303	0,0398
Zn (mg/L)	0.5	ND	ND	ND	ND	0,0090	0,0070	ND	ND	ND	ND	0,0410	0,0420
TSS (mg/L)	15	ND	ND	ND	ND	9,33	17,00	ND	ND	ND	ND	3,00	4,00
Ra-226 (Bq/L)	0.37	ND	ND	ND	ND	RF	0,0010	ND	ND	ND	ND	0,0010	-
pH low	≥6.0	ND	ND	ND	ND	7,2	7,3	ND	ND	ND	ND	7,6	8,0
pH high	≤9.5	ND	ND	ND	ND	8,7	8,0	ND	ND	ND	ND	7,6	8,0
Flow (m^3/month)	—	ND	ND	ND	ND	41 441	631	ND	ND	ND	ND	25 472	7
Rainbow Trout	Pass	ND	ND	ND	ND	-	-	ND	ND	ND	ND	1	-
Acute Lethality Test	Fail	ND	ND	ND	ND	-	-	ND	ND	ND	ND	0	-
Daphnia magna	Pass	ND	ND	ND	ND	-	-	ND	ND	ND	ND	1	-
Monitoring Test	Fail	ND	ND	ND	ND	-	-	ND	ND	ND	ND	0	-

Comments: The 2015 annual report for this facility was submitted April 6, 2016 which is later than the deadline of March 31, 2016. The company reported that testing for Radium-226 was under "normal frequency" for the month of December, indicating that testing was required for the month. No acute lethality test results were provided for the second quarter and for the month of December.

NOTES:
ND: No Deposit **RF:** Reduced Frequency **NCU:** No Cyanide Used **Pass:** ≤50% Mortality **Fail:** >50% Mortality **— :** No data reported

Highlighted data indicate that a monthly effluent quality standard was exceeded for that month.

A "Pass" for the *Daphnia magna* monitoring test is not a requirement.

METAL MINING EFFLUENT REGULATIONS (MMER)
2015 EFFLUENT COMPLIANCE

MINE/MILL NAME	Giant Mine
OPERATOR NAME	Aboriginal and Northern Development Canada
PRODUCT(S)	Gold
ADDRESS	Giant Minesite, Box 2951, Yellowknife, Northwest Territories X1A 2R2
EFFLUENT DISCHARGE POINT	Surveillance Network Program Station 43-1

PARAMETERS	LIMITS	JAN.	FEB.	MAR.	APRIL	MAY	JUNE	JULY	AUG.	SEP.	OCT.	NOV.	DEC.
As (mg/L)	0.5	ND	ND	ND	ND	ND	ND	0,2950	0,3027	0,3270	ND	ND	ND
Cu (mg/L)	0.3	ND	ND	ND	ND	ND	ND	0,0139	0,0115	0,0123	ND	ND	ND
CN (mg/L)	1.0	ND	ND	ND	ND	ND	ND	0,0025	0,0025	0,0025	ND	ND	ND
Pb (mg/L)	0.2	ND	ND	ND	ND	ND	ND	0,0003	0,0001	0,0001	ND	ND	ND
Ni (mg/L)	0.5	ND	ND	ND	ND	ND	ND	0,0296	0,0281	0,0286	ND	ND	ND
Zn (mg/L)	0.5	ND	ND	ND	ND	ND	ND	0,0044	0,0023	0,0037	ND	ND	ND
TSS (mg/L)	15	ND	ND	ND	ND	ND	ND	1,97	0,80	0,50	ND	ND	ND
Ra-226 (Bq/L)	0.37	ND	ND	ND	ND	ND	ND	0,0050	0,0050	0,0050	ND	ND	ND
pH low	≥6.0	ND	ND	ND	ND	ND	ND	8,0	7,9	8,0	ND	ND	ND
pH high	≤9.5	ND	ND	ND	ND	ND	ND	8,2	8,4	8,3	ND	ND	ND
Flow (m^3/month)	—	ND	ND	ND	ND	ND	ND	50 528	71 155	50 579	ND	ND	ND
Rainbow Trout	Pass	ND	ND	ND	ND	ND	ND	1	1	1	ND	ND	ND
Acute Lethality Test	Fail	ND	ND	ND	ND	ND	ND	0	0	0	ND	ND	ND
Daphnia magna	Pass	ND	ND	ND	ND	ND	ND	1	1	1	ND	ND	ND
Monitoring Test	Fail	ND	ND	ND	ND	ND	ND	0	0	0	ND	ND	ND

Comments:

NOTES:
ND: No Deposit **RF:** Reduced Frequency **NCU:** No Cyanide Used **Pass:** ≤50% Mortality **Fail:** >50% Mortality **— :** No data reported
Highlighted data indicate that a monthly effluent quality standard was exceeded for that month.
A "Pass" for the *Daphnia magna* monitoring test is not a requirement.

METAL MINING EFFLUENT REGULATIONS (MMER)
2015 EFFLUENT COMPLIANCE

MINE/MILL NAME	Gibraltar Mine
OPERATOR NAME	Taseko Mines Limited
PRODUCT(S)	Copper, molybdenum, silver
ADDRESS	10251 Gibraltar Mine Road, P.O. Box 130, McLeese Lake, British Columbia V0L 1P0
EFFLUENT DISCHARGE POINT	Gi.ESAD - East Saddle Dam

PARAMETERS	LIMITS	JAN.	FEB.	MAR.	APRIL	MAY	JUNE	JULY	AUG.	SEP.	OCT.	NOV.	DEC.
As (mg/L)	0.5	ND	ND	ND	ND	ND	ND	ND	ND	ND	ND	ND	ND
Cu (mg/L)	0.3	ND	ND	ND	ND	ND	ND	ND	ND	ND	ND	ND	ND
CN (mg/L)	1.0	ND	ND	ND	ND	ND	ND	ND	ND	ND	ND	ND	ND
Pb (mg/L)	0.2	ND	ND	ND	ND	ND	ND	ND	ND	ND	ND	ND	ND
Ni (mg/L)	0.5	ND	ND	ND	ND	ND	ND	ND	ND	ND	ND	ND	ND
Zn (mg/L)	0.5	ND	ND	ND	ND	ND	ND	ND	ND	ND	ND	ND	ND
TSS (mg/L)	15	ND	ND	ND	ND	ND	ND	ND	ND	ND	ND	ND	ND
Ra-226 (Bq/L)	0.37	ND	ND	ND	ND	ND	ND	ND	ND	ND	ND	ND	ND
pH low	≥6.0	ND	ND	ND	ND	ND	ND	ND	ND	ND	ND	ND	ND
pH high	≤9.5	ND	ND	ND	ND	ND	ND	ND	ND	ND	ND	ND	ND
Flow (m^3/month)	—	ND	ND	ND	ND	ND	ND	ND	ND	ND	ND	ND	ND
Rainbow Trout	Pass	ND	ND	ND	ND	ND	ND	ND	ND	ND	ND	ND	ND
Acute Lethality Test	Fail	ND	ND	ND	ND	ND	ND	ND	ND	ND	ND	ND	ND
Daphnia magna	Pass	ND	ND	ND	ND	ND	ND	ND	ND	ND	ND	ND	ND
Monitoring Test	Fail	ND	ND	ND	ND	ND	ND	ND	ND	ND	ND	ND	ND

Comments:

NOTES:
ND: No Deposit **RF:** Reduced Frequency **NCU:** No Cyanide Used **Pass:** ≤50% Mortality **Fail:** >50% Mortality **— :** No data reported
Highlighted data indicate that a monthly effluent quality standard was exceeded for that month.
A "Pass" for the *Daphnia magna* monitoring test is not a requirement.

METAL MINING EFFLUENT REGULATIONS (MMER)
2015 EFFLUENT COMPLIANCE

MINE/MILL NAME	Gibraltar Mine
OPERATOR NAME	Taseko Mines Limited
PRODUCT(S)	Copper, molybdenum, silver
ADDRESS	10251 Gibraltar Mine Road, P.O. Box 130, McLeese Lake, British Columbia V0L 1P0
EFFLUENT DISCHARGE POINT	Gi.FRD - Fraser River Diffuser

PARAMETERS	LIMITS	JAN.	FEB.	MAR.	APRIL	MAY	JUNE	JULY	AUG.	SEP.	OCT.	NOV.	DEC.
As (mg/L)	0.5	ND	ND	ND	0,0007	0,0005	0,0005	0,0005	0,0005	0,0005	0,0005	0,0005	ND
Cu (mg/L)	0.3	ND	ND	ND	0,0081	0,0017	0,0021	0,0017	0,0024	0,0020	0,0062	0,0017	ND
CN (mg/L)	1.0	ND	ND	ND	NCU	NCU	NCU	NCU	NCU	NCU	NCU	NCU	ND
Pb (mg/L)	0.2	ND	ND	ND	0,0001	0,0001	0,0001	0,0001	0,0001	0,0001	0,0001	0,0001	ND
Ni (mg/L)	0.5	ND	ND	ND	0,0014	0,0005	0,0005	0,0005	0,0005	0,0005	0,0005	0,0005	ND
Zn (mg/L)	0.5	ND	ND	ND	0,0044	0,0025	0,0025	0,0025	0,0025	0,0025	0,0039	0,0025	ND
TSS (mg/L)	15	ND	ND	ND	15,25	2,90	2,68	1,55	1,72	1,10	7,80	1,30	ND
Ra-226 (Bq/L)	0.37	ND	ND	ND	0,0050	0,0050	0,0050	0,0044	0,0050	0,0050	0,0069	0,0072	ND
pH low	≥6.0	ND	ND	ND	7,3	8,1	7,7	7,0	6,8	6,7	6,7	6,7	ND
pH high	≤9.5	ND	ND	ND	8,7	8,5	8,7	7,1	7,3	7,1	7,1	7,1	ND
Flow (m^3/month)	—	ND	ND	ND	291 086	456 296	468 432	427 987	477 023	468 347	552 704	203 754	ND
Rainbow Trout	Pass	ND	ND	ND	1	1	1	1	2	1	1	1	ND
Acute Lethality Test	Fail	ND	ND	ND	0	0	0	0	0	0	0	0	ND
Daphnia magna	Pass	ND	ND	ND	1	1	1	1	2	1	1	1	ND
Monitoring Test	Fail	ND	ND	ND	0	0	0	0	0	0	0	0	ND

Comments:

NOTES:
ND: No Deposit **RF:** Reduced Frequency **NCU:** No Cyanide Used **Pass:** ≤50% Mortality **Fail:** >50% Mortality **— :** No data reported
Highlighted data indicate that a monthly effluent quality standard was exceeded for that month.
A "Pass" for the *Daphnia magna* monitoring test is not a requirement.

METAL MINING EFFLUENT REGULATIONS (MMER)
2015 EFFLUENT COMPLIANCE

MINE/MILL NAME	Golden Giant Mine
OPERATOR NAME	Newmont Canada Corporation
PRODUCT(S)	Gold
ADDRESS	Yellow Brick Road, Hwy. 17, P.O. Box 40, Marathon, Ontario P0T 2E0
EFFLUENT DISCHARGE POINT	ITF Emergency Spillway

PARAMETERS	LIMITS	JAN.	FEB.	MAR.	APRIL	MAY	JUNE	JULY	AUG.	SEP.	OCT.	NOV.	DEC.
As (mg/L)	0.5	ND	ND	ND	ND	ND	ND	ND	ND	ND	ND	ND	ND
Cu (mg/L)	0.3	ND	ND	ND	ND	ND	ND	ND	ND	ND	ND	ND	ND
CN (mg/L)	1.0	ND	ND	ND	ND	ND	ND	ND	ND	ND	ND	ND	ND
Pb (mg/L)	0.2	ND	ND	ND	ND	ND	ND	ND	ND	ND	ND	ND	ND
Ni (mg/L)	0.5	ND	ND	ND	ND	ND	ND	ND	ND	ND	ND	ND	ND
Zn (mg/L)	0.5	ND	ND	ND	ND	ND	ND	ND	ND	ND	ND	ND	ND
TSS (mg/L)	15	ND	ND	ND	ND	ND	ND	ND	ND	ND	ND	ND	ND
Ra-226 (Bq/L)	0.37	ND	ND	ND	ND	ND	ND	ND	ND	ND	ND	ND	ND
pH low	≥6.0	ND	ND	ND	ND	ND	ND	ND	ND	ND	ND	ND	ND
pH high	≤9.5	ND	ND	ND	ND	ND	ND	ND	ND	ND	ND	ND	ND
Flow (m^3/month)	—	ND	ND	ND	ND	ND	ND	ND	ND	ND	ND	ND	ND
Rainbow Trout	Pass	ND	ND	ND	ND	ND	ND	ND	ND	ND	ND	ND	ND
Acute Lethality Test	Fail	ND	ND	ND	ND	ND	ND	ND	ND	ND	ND	ND	ND
Daphnia magna	Pass	ND	ND	ND	ND	ND	ND	ND	ND	ND	ND	ND	ND
Monitoring Test	Fail	ND	ND	ND	ND	ND	ND	ND	ND	ND	ND	ND	ND

Comments:

NOTES:
ND: No Deposit **RF:** Reduced Frequency **NCU:** No Cyanide Used **Pass:** ≤50% Mortality **Fail:** >50% Mortality **— :** No data reported
Highlighted data indicate that a monthly effluent quality standard was exceeded for that month.
A "Pass" for the *Daphnia magna* monitoring test is not a requirement.

METAL MINING EFFLUENT REGULATIONS (MMER)
2015 EFFLUENT COMPLIANCE

MINE/MILL NAME	Golden Giant Mine
OPERATOR NAME	Newmont Canada Corporation
PRODUCT(S)	Gold
ADDRESS	Yellow Brick Road, Hwy. 17, P.O. Box 40, Marathon, Ontario P0T 2E0
EFFLUENT DISCHARGE POINT	Waste Water Treatment Plant Effluent

PARAMETERS	LIMITS	JAN.	FEB.	MAR.	APRIL	MAY	JUNE	JULY	AUG.	SEP.	OCT.	NOV.	DEC.
As (mg/L)	0.5	0,0022	0,0025	0,0027	0,0021	0,0021	0,0022	0,0033	0,0035	0,0031	0,0035	0,0027	0,0029
Cu (mg/L)	0.3	0,0007	0,0008	0,0007	0,0008	0,0009	0,0009	0,0007	0,0007	0,0008	0,0006	0,0007	0,0007
CN (mg/L)	1.0	0,0033	0,0040	0,0042	0,0035	0,0043	0,0026	0,0030	0,0035	0,0047	0,0048	0,0052	0,0038
Pb (mg/L)	0.2	0,0000	0,0000	0,0000	0,0000	0,0000	0,0000	0,0000	0,0000	0,0000	0,0000	0,0000	0,0000
Ni (mg/L)	0.5	0,0058	0,0058	0,0059	0,0056	0,0054	0,0082	0,0049	0,0050	0,0051	0,0047	0,0057	0,0059
Zn (mg/L)	0.5	0,0070	0,0020	0,0019	0,0023	0,0046	0,0021	0,0026	0,0040	0,0040	0,0021	0,0017	0,0016
TSS (mg/L)	15	2,50	2,63	2,30	0,69	1,50	0,75	1,56	1,31	0,58	2,75	3,20	1,75
Ra-226 (Bq/L)	0.37	0,0050	0,0050	0,0050	0,0050	0,0050	0,0072	0,0050	0,0050	0,0050	0,0050	0,0050	0,0050
pH low	≥6.0	7,0	7,2	7,2	7,2	7,1	7,2	7,2	6,9	6,8	7,0	7,2	6,9
pH high	≤9.5	7,2	7,3	7,3	7,5	7,5	7,4	7,5	7,4	7,2	7,6	7,4	7,4
Flow (m^3/month)	—	47 999	39 366	49 579	48 026	44 057	53 202	50 620	46 421	24 031	45 208	44 457	55 781
Rainbow Trout	Pass	1	1	1	1	1	1	1	1	1	1	1	1
Acute Lethality Test	Fail	0	0	0	0	0	0	0	0	0	0	0	0
Daphnia magna	Pass	1	1	1	1	1	1	1	1	1	1	1	1
Monitoring Test	Fail	0	0	0	0	0	0	0	0	0	0	0	0

Comments:

NOTES:
ND: No Deposit **RF:** Reduced Frequency **NCU:** No Cyanide Used **Pass:** ≤50% Mortality **Fail:** >50% Mortality **— :** No data reported
Highlighted data indicate that a monthly effluent quality standard was exceeded for that month.
A "Pass" for the *Daphnia magna* monitoring test is not a requirement.

METAL MINING EFFLUENT REGULATIONS (MMER)
2015 EFFLUENT COMPLIANCE

MINE/MILL NAME	Goldex (Mine)
OPERATOR NAME	Mines Agnico-Eagle Limitée
PRODUCT(S)	Gold
ADDRESS	1953 3rd Avenue West, P.O. Box 87, Val-d'Or, Quebec J9P 4N9
EFFLUENT DISCHARGE POINT	Effluent final

PARAMETERS	LIMITS	JAN.	FEB.	MAR.	APRIL	MAY	JUNE	JULY	AUG.	SEP.	OCT.	NOV.	DEC.
As (mg/L)	0.5	ND	ND	ND	ND	ND	ND	ND	ND	ND	ND	ND	ND
Cu (mg/L)	0.3	ND	ND	ND	ND	ND	ND	ND	ND	ND	ND	ND	ND
CN (mg/L)	1.0	ND	ND	ND	ND	ND	ND	ND	ND	ND	ND	ND	ND
Pb (mg/L)	0.2	ND	ND	ND	ND	ND	ND	ND	ND	ND	ND	ND	ND
Ni (mg/L)	0.5	ND	ND	ND	ND	ND	ND	ND	ND	ND	ND	ND	ND
Zn (mg/L)	0.5	ND	ND	ND	ND	ND	ND	ND	ND	ND	ND	ND	ND
TSS (mg/L)	15	ND	ND	ND	ND	ND	ND	ND	ND	ND	ND	ND	ND
Ra-226 (Bq/L)	0.37	ND	ND	ND	ND	ND	ND	ND	ND	ND	ND	ND	ND
pH low	≥6.0	ND	ND	ND	ND	ND	ND	ND	ND	ND	ND	ND	ND
pH high	≤9.5	ND	ND	ND	ND	ND	ND	ND	ND	ND	ND	ND	ND
Flow (m^3/month)	—	ND	ND	ND	ND	ND	ND	ND	ND	ND	ND	ND	ND
Rainbow Trout	Pass	ND	ND	ND	ND	ND	ND	ND	ND	ND	ND	ND	ND
Acute Lethality Test	Fail	ND	ND	ND	ND	ND	ND	ND	ND	ND	ND	ND	ND
Daphnia magna	Pass	ND	ND	ND	ND	ND	ND	ND	ND	ND	ND	ND	ND
Monitoring Test	Fail	ND	ND	ND	ND	ND	ND	ND	ND	ND	ND	ND	ND

Comments:

NOTES:
ND: No Deposit **RF:** Reduced Frequency **NCU:** No Cyanide Used **Pass:** ≤50% Mortality **Fail:** >50% Mortality **— :** No data reported
Highlighted data indicate that a monthly effluent quality standard was exceeded for that month.
A "Pass" for the *Daphnia magna* monitoring test is not a requirement.

METAL MINING EFFLUENT REGULATIONS (MMER)
2015 EFFLUENT COMPLIANCE

MINE/MILL NAME	Goldex (Mine)
OPERATOR NAME	Mines Agnico-Eagle Limitée
PRODUCT(S)	Gold
ADDRESS	1953 3rd Avenue West, P.O. Box 87, Val-d'Or, Quebec J9P 4N9
EFFLUENT DISCHARGE POINT	Effluent final - Parc à résidus Goldex

PARAMETERS	LIMITS	JAN.	FEB.	MAR.	APRIL	MAY	JUNE	JULY	AUG.	SEP.	OCT.	NOV.	DEC.
As (mg/L)	0.5	ND	ND	ND	0,0003	0,0003	ND	ND	ND	ND	ND	ND	0,0003
Cu (mg/L)	0.3	ND	ND	ND	0,0058	0,0003	ND	ND	ND	ND	ND	ND	0,0008
CN (mg/L)	1.0	ND	ND	ND	NCU	NCU	ND	ND	ND	ND	ND	ND	NCU
Pb (mg/L)	0.2	ND	ND	ND	0,0002	0,0002	ND	ND	ND	ND	ND	ND	0,0002
Ni (mg/L)	0.5	ND	ND	ND	0,0070	0,0013	ND	ND	ND	ND	ND	ND	0,0047
Zn (mg/L)	0.5	ND	ND	ND	0,0063	0,0015	ND	ND	ND	ND	ND	ND	0,0070
TSS (mg/L)	15	ND	ND	ND	4,00	4,00	ND	ND	ND	ND	ND	ND	3,33
Ra-226 (Bq/L)	0.37	ND	ND	ND	0,0010	0,0010	ND	ND	ND	ND	ND	ND	0,0010
pH low	≥6.0	ND	ND	ND	7,3	7,4	ND	ND	ND	ND	ND	ND	7,3
pH high	≤9.5	ND	ND	ND	7,3	7,7	ND	ND	ND	ND	ND	ND	7,5
Flow (m^3/month)	—	ND	ND	ND	319 489	79 010	ND	ND	ND	ND	ND	ND	82 933
Rainbow Trout	Pass	ND	ND	ND	1	1	ND	ND	ND	ND	ND	ND	1
Acute Lethality Test	Fail	ND	ND	ND	0	0	ND	ND	ND	ND	ND	ND	0
Daphnia magna	Pass	ND	ND	ND	1	1	ND	ND	ND	ND	ND	ND	1
Monitoring Test	Fail	ND	ND	ND	0	0	ND	ND	ND	ND	ND	ND	0

Comments:

NOTES:
ND: No Deposit **RF:** Reduced Frequency **NCU:** No Cyanide Used **Pass:** ≤50% Mortality **Fail:** >50% Mortality **— :** No data reported
Highlighted data indicate that a monthly effluent quality standard was exceeded for that month.
A "Pass" for the *Daphnia magna* monitoring test is not a requirement.

METAL MINING EFFLUENT REGULATIONS (MMER)
2015 EFFLUENT COMPLIANCE

MINE/MILL NAME	Goldex (Mine)
OPERATOR NAME	Mines Agnico-Eagle Limitée
PRODUCT(S)	Gold
ADDRESS	1953 3rd Avenue West, P.O. Box 87, Val-d'Or, Quebec J9P 4N9
EFFLUENT DISCHARGE POINT	Effluent final puits No. 2

PARAMETERS	LIMITS	JAN.	FEB.	MAR.	APRIL	MAY	JUNE	JULY	AUG.	SEP.	OCT.	NOV.	DEC.
As (mg/L)	0.5	ND	ND	ND	ND	ND	ND	ND	ND	ND	ND	ND	ND
Cu (mg/L)	0.3	ND	ND	ND	ND	ND	ND	ND	ND	ND	ND	ND	ND
CN (mg/L)	1.0	ND	ND	ND	ND	ND	ND	ND	ND	ND	ND	ND	ND
Pb (mg/L)	0.2	ND	ND	ND	ND	ND	ND	ND	ND	ND	ND	ND	ND
Ni (mg/L)	0.5	ND	ND	ND	ND	ND	ND	ND	ND	ND	ND	ND	ND
Zn (mg/L)	0.5	ND	ND	ND	ND	ND	ND	ND	ND	ND	ND	ND	ND
TSS (mg/L)	15	ND	ND	ND	ND	ND	ND	ND	ND	ND	ND	ND	ND
Ra-226 (Bq/L)	0.37	ND	ND	ND	ND	ND	ND	ND	ND	ND	ND	ND	ND
pH low	≥6.0	ND	ND	ND	ND	ND	ND	ND	ND	ND	ND	ND	ND
pH high	≤9.5	ND	ND	ND	ND	ND	ND	ND	ND	ND	ND	ND	ND
Flow (m^3/month)	—	ND	ND	ND	ND	ND	ND	ND	ND	ND	ND	ND	ND
Rainbow Trout	Pass	ND	ND	ND	ND	ND	ND	ND	ND	ND	ND	ND	ND
Acute Lethality Test	Fail	ND	ND	ND	ND	ND	ND	ND	ND	ND	ND	ND	ND
Daphnia magna	Pass	ND	ND	ND	ND	ND	ND	ND	ND	ND	ND	ND	ND
Monitoring Test	Fail	ND	ND	ND	ND	ND	ND	ND	ND	ND	ND	ND	ND

Comments:

NOTES:
ND: No Deposit **RF:** Reduced Frequency **NCU:** No Cyanide Used **Pass:** ≤50% Mortality **Fail:** >50% Mortality **— :** No data reported
Highlighted data indicate that a monthly effluent quality standard was exceeded for that month.
A "Pass" for the *Daphnia magna* monitoring test is not a requirement.

METAL MINING EFFLUENT REGULATIONS (MMER)
2015 EFFLUENT COMPLIANCE

MINE/MILL NAME	Haley Plant
OPERATOR NAME	Timminco Limited
PRODUCT(S)	Magnesium, calcium, strontium
ADDRESS	962 Magnesium Road, Haley Station, Ontario K0J 1Y0
EFFLUENT DISCHARGE POINT	FDP 1

PARAMETERS	LIMITS	JAN.	FEB.	MAR.	APRIL	MAY	JUNE	JULY	AUG.	SEP.	OCT.	NOV.	DEC.
As (mg/L)	0.5	-	-	-	-	-	-	-	-	-	-	-	-
Cu (mg/L)	0.3	-	-	-	-	-	-	-	-	-	-	-	-
CN (mg/L)	1.0	-	-	-	-	-	-	-	-	-	-	-	-
Pb (mg/L)	0.2	-	-	-	-	-	-	-	-	-	-	-	-
Ni (mg/L)	0.5	-	-	-	-	-	-	-	-	-	-	-	-
Zn (mg/L)	0.5	-	-	-	-	-	-	-	-	-	-	-	-
TSS (mg/L)	15	-	-	-	-	-	-	-	-	-	-	-	-
Ra-226 (Bq/L)	0.37	-	-	-	-	-	-	-	-	-	-	-	-
pH low	≥6.0	-	-	-	-	-	-	-	-	-	-	-	-
pH high	≤9.5	-	-	-	-	-	-	-	-	-	-	-	-
Flow (m^3/month)	—	-	-	-	-	-	-	-	-	-	-	-	-
Rainbow Trout	Pass	-	-	-	-	-	-	-	-	-	-	-	-
Acute Lethality Test	Fail	-	-	-	-	-	-	-	-	-	-	-	-
Daphnia magna	Pass	-	-	-	-	-	-	-	-	-	-	-	-
Monitoring Test	Fail	-	-	-	-	-	-	-	-	-	-	-	-

Comments: No annual report was submitted for 2015. No data was submitted for 2015.

NOTES:
ND: No Deposit **RF:** Reduced Frequency **NCU:** No Cyanide Used **Pass:** ≤50% Mortality **Fail:** >50% Mortality **— :** No data reported
Highlighted data indicate that a monthly effluent quality standard was exceeded for that month.
A "Pass" for the *Daphnia magna* monitoring test is not a requirement.

METAL MINING EFFLUENT REGULATIONS (MMER)
2015 EFFLUENT COMPLIANCE

MINE/MILL NAME	Hislop Mine
OPERATOR NAME	St Andrew Goldfields Limited
PRODUCT(S)	Gold
ADDRESS	80 km east of Timmins and 1 km west off Hwy 572, Timmins, Ontario P0K 1N0
EFFLUENT DISCHARGE POINT	Sedimentation Pond

PARAMETERS	LIMITS	JAN.	FEB.	MAR.	APRIL	MAY	JUNE	JULY	AUG.	SEP.	OCT.	NOV.	DEC.
As (mg/L)	0.5	ND	ND	ND	ND	ND	ND	ND	ND	ND	ND	ND	ND
Cu (mg/L)	0.3	ND	ND	ND	ND	ND	ND	ND	ND	ND	ND	ND	ND
CN (mg/L)	1.0	ND	ND	ND	ND	ND	ND	ND	ND	ND	ND	ND	ND
Pb (mg/L)	0.2	ND	ND	ND	ND	ND	ND	ND	ND	ND	ND	ND	ND
Ni (mg/L)	0.5	ND	ND	ND	ND	ND	ND	ND	ND	ND	ND	ND	ND
Zn (mg/L)	0.5	ND	ND	ND	ND	ND	ND	ND	ND	ND	ND	ND	ND
TSS (mg/L)	15	ND	ND	ND	ND	ND	ND	ND	ND	ND	ND	ND	ND
Ra-226 (Bq/L)	0.37	ND	ND	ND	ND	ND	ND	ND	ND	ND	ND	ND	ND
pH low	≥6.0	ND	ND	ND	ND	ND	ND	ND	ND	ND	ND	ND	ND
pH high	≤9.5	ND	ND	ND	ND	ND	ND	ND	ND	ND	ND	ND	ND
Flow (m^3/month)	—	ND	ND	ND	ND	ND	ND	ND	ND	ND	ND	ND	ND
Rainbow Trout	Pass	ND	ND	ND	ND	ND	ND	ND	ND	ND	ND	ND	ND
Acute Lethality Test	Fail	ND	ND	ND	ND	ND	ND	ND	ND	ND	ND	ND	ND
Daphnia magna	Pass	ND	ND	ND	ND	ND	ND	ND	ND	ND	ND	ND	ND
Monitoring Test	Fail	ND	ND	ND	ND	ND	ND	ND	ND	ND	ND	ND	ND

Comments:

NOTES:
ND: No Deposit **RF:** Reduced Frequency **NCU:** No Cyanide Used **Pass:** ≤50% Mortality **Fail:** >50% Mortality **— :** No data reported
Highlighted data indicate that a monthly effluent quality standard was exceeded for that month.
A "Pass" for the *Daphnia magna* monitoring test is not a requirement.

METAL MINING EFFLUENT REGULATIONS (MMER)
2015 EFFLUENT COMPLIANCE

MINE/MILL NAME	Holloway Mine
OPERATOR NAME	Holloway Mining Company
PRODUCT(S)	Gold
ADDRESS	Highway 101E of Matheson, West of Québec border, Matheson, Ontario P2N 3H7
EFFLUENT DISCHARGE POINT	Final Discharge Point

PARAMETERS	LIMITS	JAN.	FEB.	MAR.	APRIL	MAY	JUNE	JULY	AUG.	SEP.	OCT.	NOV.	DEC.
As (mg/L)	0.5	ND	ND	ND	ND	ND	ND	ND	ND	0,0011	0,0017	0,0010	ND
Cu (mg/L)	0.3	ND	ND	ND	ND	ND	ND	ND	ND	0,0371	0,0475	0,0525	ND
CN (mg/L)	1.0	ND	ND	ND	ND	ND	ND	ND	ND	0,0018	0,0015	0,0040	ND
Pb (mg/L)	0.2	ND	ND	ND	ND	ND	ND	ND	ND	0,0005	0,0005	0,0005	ND
Ni (mg/L)	0.5	ND	ND	ND	ND	ND	ND	ND	ND	0,0395	0,0398	0,0425	ND
Zn (mg/L)	0.5	ND	ND	ND	ND	ND	ND	ND	ND	0,0075	0,0068	0,0045	ND
TSS (mg/L)	15	ND	ND	ND	ND	ND	ND	ND	ND	0,48	0,50	0,49	ND
Ra-226 (Bq/L)	0.37	ND	ND	ND	ND	ND	ND	ND	ND	0,0040	0,0040	0,0040	ND
pH low	≥6.0	ND	ND	ND	ND	ND	ND	ND	ND	7,4	7,5	7,5	ND
pH high	≤9.5	ND	ND	ND	ND	ND	ND	ND	ND	7,6	7,8	7,9	ND
Flow (m^3/month)	—	ND	ND	ND	ND	ND	ND	ND	ND	1 662 180	893 390	331 883	ND
Rainbow Trout	Pass	ND	ND	ND	ND	ND	ND	ND	ND	1	1	1	ND
Acute Lethality Test	Fail	ND	ND	ND	ND	ND	ND	ND	ND	0	0	0	ND
Daphnia magna	Pass	ND	ND	ND	ND	ND	ND	ND	ND	1	1	1	ND
Monitoring Test	Fail	ND	ND	ND	ND	ND	ND	ND	ND	0	0	0	ND

Comments:

NOTES:
ND: No Deposit **RF:** Reduced Frequency **NCU:** No Cyanide Used **Pass:** ≤50% Mortality **Fail:** >50% Mortality **— :** No data reported
Highlighted data indicate that a monthly effluent quality standard was exceeded for that month.
A "Pass" for the *Daphnia magna* monitoring test is not a requirement.

METAL MINING EFFLUENT REGULATIONS (MMER)
2015 EFFLUENT COMPLIANCE

MINE/MILL NAME	Horne (Smelter)
OPERATOR NAME	Glencore Canada Corporation
PRODUCT(S)	Copper
ADDRESS	P.O. Box 4000, Rouyn-Noranda, Quebec J9X 5B6
EFFLUENT DISCHARGE POINT	Effluent Final Secteur Pelletier

PARAMETERS	LIMITS	JAN.	FEB.	MAR.	APRIL	MAY	JUNE	JULY	AUG.	SEP.	OCT.	NOV.	DEC.
As (mg/L)	0.5	0,0015	0,0014	0,0013	0,0015	0,0013	0,0012	0,0012	0,0014	0,0013	0,0018	0,0021	0,0011
Cu (mg/L)	0.3	0,0075	0,0095	0,0061	0,0201	0,0134	0,0128	0,0062	0,0080	0,0058	0,0096	0,0287	0,0158
CN (mg/L)	1.0	NCU	NCU	NCU	NCU	NCU	NCU	NCU	NCU	NCU	NCU	NCU	NCU
Pb (mg/L)	0.2	0,0009	0,0008	0,0006	0,0028	0,0023	0,0012	0,0008	0,0017	0,0018	0,0017	0,0025	0,0014
Ni (mg/L)	0.5	0,0067	0,0069	0,0095	0,0050	0,0036	0,0048	0,0028	0,0056	0,0041	0,0060	0,0146	0,0053
Zn (mg/L)	0.5	0,1513	0,1343	0,2020	0,1063	0,0590	0,0542	0,0143	0,0422	0,0515	0,1400	0,3856	0,1500
TSS (mg/L)	15	7,75	7,25	4,00	8,25	4,50	2,20	2,25	3,00	3,50	2,75	5,20	5,50
Ra-226 (Bq/L)	0.37	0,0050	RF	RF	RF	0,0050	RF	RF	0,0050	RF	0,0050	RF	RF
pH low	≥6.0	6,8	6,9	7,0	7,2	7,6	7,9	8,0	7,3	7,4	7,1	7,2	6,9
pH high	≤9.5	7,1	7,1	7,1	8,6	8,1	8,3	8,7	7,6	7,9	7,6	7,6	7,3
Flow (m^3/month)	—	70 494	63 672	70 494	708 544	682 047	401 976	47 229	57 623	227 160	78 384	433 320	366 420
Rainbow Trout	Pass	1	RF	1	1	1	RF	1	1	1	1	RF	1
Acute Lethality Test	Fail	0	RF	0	0	0	RF	0	0	0	0	RF	0
Daphnia magna	Pass	1	RF	1	1	1	1	1	1	1	1	1	1
Monitoring Test	Fail	0	RF	0	0	0	0	0	0	0	0	0	0

Comments:

NOTES:
ND: No Deposit **RF:** Reduced Frequency **NCU:** No Cyanide Used **Pass:** ≤50% Mortality **Fail:** >50% Mortality **— :** No data reported
Highlighted data indicate that a monthly effluent quality standard was exceeded for that month.
A "Pass" for the *Daphnia magna* monitoring test is not a requirement.

METAL MINING EFFLUENT REGULATIONS (MMER)
2015 EFFLUENT COMPLIANCE

MINE/MILL NAME	Huckleberry Mine
OPERATOR NAME	Imperial Metals Corporation - Huckleberry Mines Limited
PRODUCT(S)	Copper, molybdenum
ADDRESS	P.O. Box 3000, Houston, British Columbia V0J 1Z0
EFFLUENT DISCHARGE POINT	Hu.EZDD - East Zone Diversion Ditch

PARAMETERS	LIMITS	JAN.	FEB.	MAR.	APRIL	MAY	JUNE	JULY	AUG.	SEP.	OCT.	NOV.	DEC.
As (mg/L)	0.5	ND	ND	ND	ND	ND	ND	ND	ND	ND	ND	ND	ND
Cu (mg/L)	0.3	ND	ND	ND	ND	ND	ND	ND	ND	ND	ND	ND	ND
CN (mg/L)	1.0	ND	ND	ND	ND	ND	ND	ND	ND	ND	ND	ND	ND
Pb (mg/L)	0.2	ND	ND	ND	ND	ND	ND	ND	ND	ND	ND	ND	ND
Ni (mg/L)	0.5	ND	ND	ND	ND	ND	ND	ND	ND	ND	ND	ND	ND
Zn (mg/L)	0.5	ND	ND	ND	ND	ND	ND	ND	ND	ND	ND	ND	ND
TSS (mg/L)	15	ND	ND	ND	ND	ND	ND	ND	ND	ND	ND	ND	ND
Ra-226 (Bq/L)	0.37	ND	ND	ND	ND	ND	ND	ND	ND	ND	ND	ND	ND
pH low	≥6.0	ND	ND	ND	ND	ND	ND	ND	ND	ND	ND	ND	ND
pH high	≤9.5	ND	ND	ND	ND	ND	ND	ND	ND	ND	ND	ND	ND
Flow (m^3/month)	—	ND	ND	ND	ND	ND	ND	ND	ND	ND	ND	ND	ND
Rainbow Trout	Pass	ND	ND	ND	ND	ND	ND	ND	ND	ND	ND	ND	ND
Acute Lethality Test	Fail	ND	ND	ND	ND	ND	ND	ND	ND	ND	ND	ND	ND
Daphnia magna	Pass	ND	ND	ND	ND	ND	ND	ND	ND	ND	ND	ND	ND
Monitoring Test	Fail	ND	ND	ND	ND	ND	ND	ND	ND	ND	ND	ND	ND

Comments:

NOTES:
ND: No Deposit **RF:** Reduced Frequency **NCU:** No Cyanide Used **Pass:** ≤50% Mortality **Fail:** >50% Mortality **— :** No data reported
Highlighted data indicate that a monthly effluent quality standard was exceeded for that month.
A "Pass" for the *Daphnia magna* monitoring test is not a requirement.

METAL MINING EFFLUENT REGULATIONS (MMER)
2015 EFFLUENT COMPLIANCE

MINE/MILL NAME	Huckleberry Mine
OPERATOR NAME	Imperial Metals Corporation - Huckleberry Mines Limited
PRODUCT(S)	Copper, molybdenum
ADDRESS	P.O. Box 3000, Houston, British Columbia V0J 1Z0
EFFLUENT DISCHARGE POINT	Hu.SC3 - Sediment Control Structure 3

PARAMETERS	LIMITS	JAN.	FEB.	MAR.	APRIL	MAY	JUNE	JULY	AUG.	SEP.	OCT.	NOV.	DEC.
As (mg/L)	0.5	0,0005	-	0,0005	0,0005	0,0007	0,0008	0,0010	0,0007	0,0006	0,0006	0,0005	0,0005
Cu (mg/L)	0.3	0,0185	-	0,0338	0,0318	0,0260	0,0159	0,0124	0,0110	0,0082	0,0092	0,0096	0,0105
CN (mg/L)	1.0	NCU	NCU	NCU	NCU	NCU	NCU	NCU	NCU	NCU	NCU	NCU	NCU
Pb (mg/L)	0.2	0,0006	-	0,0004	0,0000	0,0000	0,0000	0,0000	0,0000	0,0000	0,0000	0,0000	0,0000
Ni (mg/L)	0.5	0,0025	-	0,0017	0,0008	0,0014	0,0008	0,0007	0,0007	0,0004	0,0003	0,0005	0,0006
Zn (mg/L)	0.5	0,0500	-	0,0313	0,0098	0,0105	0,0092	0,0088	0,0084	0,0055	0,0060	0,0080	0,0128
TSS (mg/L)	15	1,00	-	1,25	1,13	0,75	1,10	2,63	0,90	0,75	0,63	0,50	0,50
Ra-226 (Bq/L)	0.37	0,0025	RF	RF	0,0025	-	-	0,0043	0,0037	0,0033	0,0025	0,0025	0,0025
pH low	≥6.0	7,1	-	7,3	7,4	7,4	7,3	7,5	7,6	7,6	7,7	7,6	7,7
pH high	≤9.5	7,6	-	7,5	7,5	7,7	7,5	7,7	7,7	7,8	7,8	7,7	7,8
Flow (m^3/month)	—	6 956	12 400	29 316	24 285	22 430	8 847	3 983	3 996	2 737	5 047	4 812	3 936
Rainbow Trout	Pass	-	-	1	1	-	-	1	1	1	1	1	-
Acute Lethality Test	Fail	-	-	0	0	-	-	0	0	0	0	0	-
Daphnia magna	Pass	-	-	1	1	-	-	1	1	1	1	1	-
Monitoring Test	Fail	-	-	0	0	-	-	0	0	0	0	0	-

Comments: No test results were provided for the month of February. The company reported that testing for Radium-226 was under "normal frequency" for the months of May and June, indicating that testing was required for these months. The company reported that acute lethality testing was under "normal frequency" for the months of January, February, May and June, indicating that testing was required for these months.

NOTES:
ND: No Deposit **RF:** Reduced Frequency **NCU:** No Cyanide Used **Pass:** ≤50% Mortality **Fail:** >50% Mortality **— :** No data reported

Highlighted data indicate that a monthly effluent quality standard was exceeded for that month.

A "Pass" for the *Daphnia magna* monitoring test is not a requirement.

METAL MINING EFFLUENT REGULATIONS (MMER)
2015 EFFLUENT COMPLIANCE

MINE/MILL NAME	Huckleberry Mine
OPERATOR NAME	Imperial Metals Corporation - Huckleberry Mines Limited
PRODUCT(S)	Copper, molybdenum
ADDRESS	P.O. Box 3000, Houston, British Columbia V0J 1Z0
EFFLUENT DISCHARGE POINT	Hu.SC4 - Sediment Control Structure 4

PARAMETERS	LIMITS	JAN.	FEB.	MAR.	APRIL	MAY	JUNE	JULY	AUG.	SEP.	OCT.	NOV.	DEC.
As (mg/L)	0.5	0,0007	0,0007	0,0010	0,0008	0,0011	0,0009	0,0015	0,0011	0,0009	0,0008	0,0009	0,0009
Cu (mg/L)	0.3	0,0163	0,0217	0,0375	0,0310	0,0238	0,0398	0,0242	0,0313	0,0198	0,0166	0,0139	0,0252
CN (mg/L)	1.0	NCU	NCU	NCU	NCU	NCU	NCU	NCU	NCU	NCU	NCU	NCU	NCU
Pb (mg/L)	0.2	0,0004	0,0003	0,0002	0,0000	0,0003	0,0000	0,0000	0,0001	0,0000	0,0000	0,0000	0,0000
Ni (mg/L)	0.5	0,0047	0,0025	0,0053	0,0032	0,0024	0,0027	0,0019	0,0022	0,0021	0,0023	0,0027	0,0053
Zn (mg/L)	0.5	0,0500	0,0500	0,0288	0,0025	0,0063	0,0036	0,0031	0,0059	0,0049	0,0063	0,0046	0,0075
TSS (mg/L)	15	1,00	2,50	1,88	1,80	14,25	2,30	3,38	6,20	2,63	1,25	1,13	0,60
Ra-226 (Bq/L)	0.37	0,0025	RF	RF	0,0025	-	-	0,0048	0,0044	0,0043	0,0025	0,0169	0,0050
pH low	≥6.0	7,2	7,5	7,6	7,7	7,3	7,6	7,6	7,7	7,7	7,4	7,8	7,8
pH high	≤9.5	7,7	7,6	7,7	7,7	7,8	7,8	7,8	7,9	7,9	7,8	7,8	7,9
Flow (m^3/month)	—	69 098	131 662	113 466	156 683	364 001	289 422	54 578	123 942	58 391	42 093	40 334	41 188
Rainbow Trout	Pass	-	1	-	1	-	-	1	1	1	1	1	1
Acute Lethality Test	Fail	-	0	-	0	-	-	0	0	0	0	0	0
Daphnia magna	Pass	-	0	1	1	-	-	1	1	1	1	1	1
Monitoring Test	Fail	-	1	0	0	-	-	0	0	0	0	0	0

Comments: The company reported that testing for Radium-226 was under "normal frequency" for the months of May and June, indicating that testing was required for these months. The company reported that acute lethality testing was under "normal frequency" for the months of January, March, May and June, indicating that testing was required for these months.

NOTES:
ND: No Deposit **RF:** Reduced Frequency **NCU:** No Cyanide Used **Pass:** ≤50% Mortality **Fail:** >50% Mortality **— :** No data reported

Highlighted data indicate that a monthly effluent quality standard was exceeded for that month.

A "Pass" for the *Daphnia magna* monitoring test is not a requirement.

METAL MINING EFFLUENT REGULATIONS (MMER)
2015 EFFLUENT COMPLIANCE

MINE/MILL NAME	Huckleberry Mine
OPERATOR NAME	Imperial Metals Corporation - Huckleberry Mines Limited
PRODUCT(S)	Copper, molybdenum
ADDRESS	P.O. Box 3000, Houston, British Columbia V0J 1Z0
EFFLUENT DISCHARGE POINT	HU.SC6 - Sediment Control Structure 6

PARAMETERS	LIMITS	JAN.	FEB.	MAR.	APRIL	MAY	JUNE	JULY	AUG.	SEP.	OCT.	NOV.	DEC.
As (mg/L)	0.5	ND	ND	ND	ND	ND	ND	ND	ND	ND	ND	ND	ND
Cu (mg/L)	0.3	ND	ND	ND	ND	ND	ND	ND	ND	ND	ND	ND	ND
CN (mg/L)	1.0	ND	ND	ND	ND	ND	ND	ND	ND	ND	ND	ND	ND
Pb (mg/L)	0.2	ND	ND	ND	ND	ND	ND	ND	ND	ND	ND	ND	ND
Ni (mg/L)	0.5	ND	ND	ND	ND	ND	ND	ND	ND	ND	ND	ND	ND
Zn (mg/L)	0.5	ND	ND	ND	ND	ND	ND	ND	ND	ND	ND	ND	ND
TSS (mg/L)	15	ND	ND	ND	ND	ND	ND	ND	ND	ND	ND	ND	ND
Ra-226 (Bq/L)	0.37	ND	ND	ND	ND	ND	ND	ND	ND	ND	ND	ND	ND
pH low	≥6.0	ND	ND	ND	ND	ND	ND	ND	ND	ND	ND	ND	ND
pH high	≤9.5	ND	ND	ND	ND	ND	ND	ND	ND	ND	ND	ND	ND
Flow (m^3/month)	—	ND	ND	ND	ND	ND	ND	ND	ND	ND	ND	ND	ND
Rainbow Trout	Pass	ND	ND	ND	ND	ND	ND	ND	ND	ND	ND	ND	ND
Acute Lethality Test	Fail	ND	ND	ND	ND	ND	ND	ND	ND	ND	ND	ND	ND
Daphnia magna	Pass	ND	ND	ND	ND	ND	ND	ND	ND	ND	ND	ND	ND
Monitoring Test	Fail	ND	ND	ND	ND	ND	ND	ND	ND	ND	ND	ND	ND

Comments:

NOTES:
ND: No Deposit **RF:** Reduced Frequency **NCU:** No Cyanide Used **Pass:** ≤50% Mortality **Fail:** >50% Mortality **— :** No data reported
Highlighted data indicate that a monthly effluent quality standard was exceeded for that month.
A "Pass" for the *Daphnia magna* monitoring test is not a requirement.

METAL MINING EFFLUENT REGULATIONS (MMER)
2015 EFFLUENT COMPLIANCE

MINE/MILL NAME	Huckleberry Mine
OPERATOR NAME	Imperial Metals Corporation - Huckleberry Mines Limited
PRODUCT(S)	Copper, molybdenum
ADDRESS	P.O. Box 3000, Houston, British Columbia V0J 1Z0
EFFLUENT DISCHARGE POINT	HU.SC7 - Sediment Control Structure 7

PARAMETERS	LIMITS	JAN.	FEB.	MAR.	APRIL	MAY	JUNE	JULY	AUG.	SEP.	OCT.	NOV.	DEC.
As (mg/L)	0.5	ND	0,0040	0,0025	ND	ND	ND	ND	ND	ND	ND	ND	ND
Cu (mg/L)	0.3	ND	0,0070	0,0090	ND	ND	ND	ND	ND	ND	ND	ND	ND
CN (mg/L)	1.0	ND	NCU	NCU	ND	ND	ND	ND	ND	ND	ND	ND	ND
Pb (mg/L)	0.2	ND	0,0005	0,0005	ND	ND	ND	ND	ND	ND	ND	ND	ND
Ni (mg/L)	0.5	ND	0,0025	0,0025	ND	ND	ND	ND	ND	ND	ND	ND	ND
Zn (mg/L)	0.5	ND	0,0500	0,0060	ND	ND	ND	ND	ND	ND	ND	ND	ND
TSS (mg/L)	15	ND	16,00	15,00	ND	ND	ND	ND	ND	ND	ND	ND	ND
Ra-226 (Bq/L)	0.37	ND	RF	RF	ND	ND	ND	ND	ND	ND	ND	ND	ND
pH low	≥6.0	ND	7,2	7,1	ND	ND	ND	ND	ND	ND	ND	ND	ND
pH high	≤9.5	ND	7,2	7,1	ND	ND	ND	ND	ND	ND	ND	ND	ND
Flow (m^3/month)	—	ND	2 543	70	ND	ND	ND	ND	ND	ND	ND	ND	ND
Rainbow Trout	Pass	ND	1	-	ND	ND	ND	ND	ND	ND	ND	ND	ND
Acute Lethality Test	Fail	ND	0	-	ND	ND	ND	ND	ND	ND	ND	ND	ND
Daphnia magna	Pass	ND	1	-	ND	ND	ND	ND	ND	ND	ND	ND	ND
Monitoring Test	Fail	ND	0	-	ND	ND	ND	ND	ND	ND	ND	ND	ND

Comments: No radium-226 test results were provided for the first quarter. The company reported that acute lethality testing was under "normal frequency" for the month of March, indicating that testing was required for the month.

NOTES:
ND: No Deposit **RF:** Reduced Frequency **NCU:** No Cyanide Used **Pass:** ≤50% Mortality **Fail:** >50% Mortality **— :** No data reported

Highlighted data indicate that a monthly effluent quality standard was exceeded for that month.

A "Pass" for the *Daphnia magna* monitoring test is not a requirement.

METAL MINING EFFLUENT REGULATIONS (MMER)
2015 EFFLUENT COMPLIANCE

MINE/MILL NAME	Huckleberry Mine
OPERATOR NAME	Imperial Metals Corporation - Huckleberry Mines Limited
PRODUCT(S)	Copper, molybdenum
ADDRESS	P.O. Box 3000, Houston, British Columbia V0J 1Z0
EFFLUENT DISCHARGE POINT	HU.SC8 - Sediment Control Structure 8

PARAMETERS	LIMITS	JAN.	FEB.	MAR.	APRIL	MAY	JUNE	JULY	AUG.	SEP.	OCT.	NOV.	DEC.
As (mg/L)	0.5	0,0005	0,0005	ND	ND	ND	ND	ND	ND	ND	ND	ND	ND
Cu (mg/L)	0.3	0,0025	0,0070	ND	ND	ND	ND	ND	ND	ND	ND	ND	ND
CN (mg/L)	1.0	NCU	NCU	ND	ND	ND	ND	ND	ND	ND	ND	ND	ND
Pb (mg/L)	0.2	0,0003	0,0003	ND	ND	ND	ND	ND	ND	ND	ND	ND	ND
Ni (mg/L)	0.5	0,0025	0,0025	ND	ND	ND	ND	ND	ND	ND	ND	ND	ND
Zn (mg/L)	0.5	0,0500	0,0500	ND	ND	ND	ND	ND	ND	ND	ND	ND	ND
TSS (mg/L)	15	3,00	9,00	ND	ND	ND	ND	ND	ND	ND	ND	ND	ND
Ra-226 (Bq/L)	0.37	RF	RF	ND	ND	ND	ND	ND	ND	ND	ND	ND	ND
pH low	≥6.0	7,1	7,3	ND	ND	ND	ND	ND	ND	ND	ND	ND	ND
pH high	≤9.5	7,1	7,3	ND	ND	ND	ND	ND	ND	ND	ND	ND	ND
Flow (m^3/month)	—	41	939	ND	ND	ND	ND	ND	ND	ND	ND	ND	ND
Rainbow Trout	Pass	1	-	ND	ND	ND	ND	ND	ND	ND	ND	ND	ND
Acute Lethality Test	Fail	0	-	ND	ND	ND	ND	ND	ND	ND	ND	ND	ND
Daphnia magna	Pass	1	-	ND	ND	ND	ND	ND	ND	ND	ND	ND	ND
Monitoring Test	Fail	0	-	ND	ND	ND	ND	ND	ND	ND	ND	ND	ND

Comments: No radium-226 test results were provided for the first quarter. The company reported that acute lethality testing was under "normal frequency" for the month of February, indicating that testing was required for the month.

NOTES:
ND: No Deposit **RF:** Reduced Frequency **NCU:** No Cyanide Used **Pass:** ≤50% Mortality **Fail:** >50% Mortality **— :** No data reported

Highlighted data indicate that a monthly effluent quality standard was exceeded for that month.

A "Pass" for the *Daphnia magna* monitoring test is not a requirement.

METAL MINING EFFLUENT REGULATIONS (MMER)
2015 EFFLUENT COMPLIANCE

MINE/MILL NAME	Huckleberry Mine
OPERATOR NAME	Imperial Metals Corporation - Huckleberry Mines Limited
PRODUCT(S)	Copper, molybdenum
ADDRESS	P.O. Box 3000, Houston, British Columbia V0J 1Z0
EFFLUENT DISCHARGE POINT	Hu.TRO - Tahtsa Reach Outfall

PARAMETERS	LIMITS	JAN.	FEB.	MAR.	APRIL	MAY	JUNE	JULY	AUG.	SEP.	OCT.	NOV.	DEC.
As (mg/L)	0.5	ND	ND	0,0007	0,0007	0,0007	0,0006	0,0009	0,0008	0,0044	0,0045	0,0048	0,0026
Cu (mg/L)	0.3	ND	ND	0,0104	0,0154	0,0060	0,0018	0,0050	0,0052	0,0038	0,0040	0,0054	0,0067
CN (mg/L)	1.0	ND	ND	NCU	NCU	NCU	NCU	NCU	NCU	NCU	NCU	NCU	NCU
Pb (mg/L)	0.2	ND	ND	0,0001	0,0000	0,0001	0,0000	0,0000	0,0000	0,0000	0,0000	0,0000	0,0005
Ni (mg/L)	0.5	ND	ND	0,0032	0,0093	0,0015	0,0004	0,0010	0,0021	0,0020	0,0014	0,0012	0,0017
Zn (mg/L)	0.5	ND	ND	0,0263	0,0052	0,0074	0,0025	0,0048	0,0065	0,0025	0,0025	0,0025	0,0025
TSS (mg/L)	15	ND	ND	62,00	42,40	7,75	6,67	13,20	5,33	7,75	3,00	1,75	23,00
Ra-226 (Bq/L)	0.37	ND	ND	RF	0,0090	RF	RF	0,0025	0,0073	0,0068	0,0058	0,0045	0,0025
pH low	≥6.0	ND	ND	7,2	7,4	7,0	8,0	6,2	5,8	7,8	7,7	7,8	7,2
pH high	≤9.5	ND	ND	7,4	7,5	9,3	8,6	8,5	7,3	7,9	7,9	7,8	7,8
Flow (m^3/month)	—	ND	ND	214 389	296 443	589 806	389 412	426 606	163 811	289 044	276 640	309 748	146 279
Rainbow Trout	Pass	ND	ND	1	1	RF	RF	1	1	1	1	1	1
Acute Lethality Test	Fail	ND	ND	0	0	RF	RF	0	0	0	0	0	0
Daphnia magna	Pass	ND	ND	1	1	RF	RF	1	1	1	1	1	1
Monitoring Test	Fail	ND	ND	0	0	RF	RF	0	0	0	0	0	0

Comments: No radium-226 test results were provided for the first quarter.

NOTES:
ND: No Deposit **RF:** Reduced Frequency **NCU:** No Cyanide Used **Pass:** ≤50% Mortality **Fail:** >50% Mortality **— :** No data reported
Highlighted data indicate that a monthly effluent quality standard was exceeded for that month.
A "Pass" for the *Daphnia magna* monitoring test is not a requirement.

METAL MINING EFFLUENT REGULATIONS (MMER)
2015 EFFLUENT COMPLIANCE

MINE/MILL NAME	Iron Ore Company of Canada - Carol Project
OPERATOR NAME	Iron Ore Company of Canada
PRODUCT(S)	Iron ore
ADDRESS	P.O. Box 1000, Labrador City, Newfoundland and Labrador A2V 2L8
EFFLUENT DISCHARGE POINT	Hakim Culvert

	LIMITS	JAN.	FEB.	MAR.	APRIL	MAY	JUNE	JULY	AUG.	SEP.	OCT.	NOV.	DEC.
As (mg/L)	0.5	0,0005	0,0005	0,0005	0,0005	0,0005	0,0005	0,0005	0,0005	0,0005	0,0005	0,0005	0,0016
Cu (mg/L)	0.3	0,0010	0,0010	0,0010	0,0010	0,0015	0,0010	0,0010	0,0010	0,0010	0,0010	0,0010	0,0010
CN (mg/L)	1.0	NCU	NCU	NCU	NCU	NCU	NCU	NCU	NCU	NCU	NCU	NCU	NCU
Pb (mg/L)	0.2	0,0003	0,0003	0,0003	0,0003	0,0003	0,0003	0,0003	0,0003	0,0003	0,0003	0,0003	0,0003
Ni (mg/L)	0.5	0,0010	0,0010	0,0010	0,0010	0,0010	0,0010	0,0010	0,0010	0,0010	0,0010	0,0010	0,0010
Zn (mg/L)	0.5	0,0042	0,0036	0,0025	0,0035	0,0025	0,0034	0,0025	0,0044	0,0025	0,0025	0,0025	0,0025
TSS (mg/L)	15	0,68	0,98	0,50	0,50	3,65	1,18	0,50	1,26	2,70	0,78	0,50	0,50
Ra-226 (Bq/L)	0.37	0,0050	0,0050	0,0050	0,0050	0,0050	0,0050	0,0050	0,0050	0,0050	0,0050	0,0050	RF
pH low	≥6.0	7,8	7,8	7,7	7,7	7,8	7,9	7,9	7,4	7,8	7,8	7,8	7,7
pH high	≤9.5	7,9	7,9	7,9	8,0	8,0	8,2	8,1	8,0	8,1	8,1	7,9	7,8
Flow (m^3/month)	—	758 779	901 830	725 953	896 518	1 154 625	902 716	1 321 343	1 218 596	1 028 501	804 661	875 626	883 263
Rainbow Trout	Pass	1	1	1	1	1	1	1	1	1	1	1	1
Acute Lethality Test	Fail	0	0	0	0	0	0	0	0	0	0	0	0
Daphnia magna	Pass	1	1	1	1	1	1	1	1	1	1	1	1
Monitoring Test	Fail	0	0	0	0	0	0	0	0	0	0	0	0

Comments:

NOTES:
ND: No Deposit **RF:** Reduced Frequency **NCU:** No Cyanide Used **Pass:** ≤50% Mortality **Fail:** >50% Mortality **— :** No data reported
Highlighted data indicate that a monthly effluent quality standard was exceeded for that month.
A "Pass" for the *Daphnia magna* monitoring test is not a requirement.

METAL MINING EFFLUENT REGULATIONS (MMER)
2015 EFFLUENT COMPLIANCE

MINE/MILL NAME	Iron Ore Company of Canada - Carol Project
OPERATOR NAME	Iron Ore Company of Canada
PRODUCT(S)	Iron ore
ADDRESS	P.O. Box 1000, Labrador City, Newfoundland and Labrador A2V 2L8
EFFLUENT DISCHARGE POINT	Julienne Narrows

PARAMETERS	LIMITS	JAN.	FEB.	MAR.	APRIL	MAY	JUNE	JULY	AUG.	SEP.	OCT.	NOV.	DEC.
As (mg/L)	0.5	0,0005	0,0005	0,0005	0,0005	0,0005	0,0005	0,0005	0,0005	0,0005	0,0005	0,0005	0,0005
Cu (mg/L)	0.3	0,0010	0,0010	0,0010	0,0010	0,0010	0,0010	0,0013	0,0010	0,0010	0,0010	0,0010	0,0010
CN (mg/L)	1.0	NCU	NCU	NCU	NCU	NCU	NCU	NCU	NCU	NCU	NCU	NCU	NCU
Pb (mg/L)	0.2	0,0003	0,0003	0,0003	0,0003	0,0003	0,0003	0,0004	0,0005	0,0003	0,0003	0,0003	0,0003
Ni (mg/L)	0.5	0,0010	0,0010	0,0010	0,0010	0,0010	0,0010	0,0010	0,0010	0,0010	0,0010	0,0010	0,0010
Zn (mg/L)	0.5	0,0051	0,0034	0,0025	0,0025	0,0025	0,0038	0,0049	0,0046	0,0025	0,0025	0,0025	0,0025
TSS (mg/L)	15	0,50	0,50	0,50	0,50	1,23	0,60	0,68	0,68	1,05	1,63	0,50	0,50
Ra-226 (Bq/L)	0.37	0,0050	0,0050	0,0050	0,0050	0,0050	0,0050	0,0050	0,0050	0,0050	0,0050	0,0050	RF
pH low	≥6.0	7,7	7,7	7,6	7,7	7,5	7,6	7,8	7,8	7,7	7,9	7,6	7,8
pH high	≤9.5	7,9	7,8	7,7	7,8	7,9	7,9	8,1	8,0	8,0	7,9	7,9	7,8
Flow (m^3/month)	—	25 192 327	11 701 670	10 433 975	6 521 472	63 349 182	237 358 253	150 619 339	126 106 705	96 031 701	81 000 530	53 298 454	39 070 691
Rainbow Trout	Pass	1	1	1	1	1	1	1	1	1	1	1	1
Acute Lethality Test	Fail	0	0	0	0	0	0	0	0	0	0	0	0
Daphnia magna	Pass	1	1	1	1	1	1	1	1	1	1	1	1
Monitoring Test	Fail	0	0	0	0	0	0	0	0	0	0	0	0

Comments:

NOTES:
ND: No Deposit **RF:** Reduced Frequency **NCU:** No Cyanide Used **Pass:** ≤50% Mortality **Fail:** >50% Mortality **— :** No data reported
Highlighted data indicate that a monthly effluent quality standard was exceeded for that month.
A "Pass" for the *Daphnia magna* monitoring test is not a requirement.

METAL MINING EFFLUENT REGULATIONS (MMER)
2015 EFFLUENT COMPLIANCE

MINE/MILL NAME	Iron Ore Company of Canada - Carol Project
OPERATOR NAME	Iron Ore Company of Canada
PRODUCT(S)	Iron ore
ADDRESS	P.O. Box 1000, Labrador City, Newfoundland and Labrador A2V 2L8
EFFLUENT DISCHARGE POINT	MD30

PARAMETERS	LIMITS	JAN.	FEB.	MAR.	APRIL	MAY	JUNE	JULY	AUG.	SEP.	OCT.	NOV.	DEC.
As (mg/L)	0.5	0,0005	0,0005	0,0005	0,0005	0,0005	0,0005	0,0005	0,0005	0,0005	0,0005	0,0005	0,0005
Cu (mg/L)	0.3	0,0010	0,0010	0,0010	0,0010	0,0010	0,0010	0,0010	0,0013	0,0015	0,0010	0,0010	0,0010
CN (mg/L)	1.0	NCU	NCU	NCU	NCU	NCU	NCU	NCU	NCU	NCU	NCU	NCU	NCU
Pb (mg/L)	0.2	0,0003	0,0003	0,0003	0,0003	0,0003	0,0003	0,0003	0,0003	0,0003	0,0003	0,0003	0,0003
Ni (mg/L)	0.5	0,0010	0,0010	0,0010	0,0010	0,0010	0,0010	0,0010	0,0010	0,0010	0,0010	0,0010	0,0010
Zn (mg/L)	0.5	0,0042	0,0034	0,0025	0,0025	0,0032	0,0046	0,0025	0,0044	0,0025	0,0025	0,0025	0,0025
TSS (mg/L)	15	0,63	0,50	0,50	1,25	0,50	0,82	0,73	0,60	3,63	3,08	3,40	0,50
Ra-226 (Bq/L)	0.37	0,0050	0,0050	0,0050	0,0050	0,0050	0,0050	0,0050	0,0050	0,0050	0,0050	0,0050	RF
pH low	≥6.0	7,6	7,7	7,4	7,6	7,8	7,8	8,1	7,9	7,8	7,6	7,6	7,9
pH high	≤9.5	7,9	7,7	7,7	7,8	7,9	8,1	8,3	8,3	8,2	8,0	8,1	8,0
Flow (m^3/month)	—	116 976	26 478	31 574	17 758	303 575	331 883	574 731	1 015 010	542 451	60 903	424 271	66 631
Rainbow Trout	Pass	1	1	1	1	1	1	1	1	1	1	1	1
Acute Lethality Test	Fail	0	0	0	0	0	0	0	0	0	0	0	0
Daphnia magna	Pass	1	1	1	1	1	1	1	1	1	1	1	1
Monitoring Test	Fail	0	0	0	0	0	0	0	0	0	0	0	0

Comments:

NOTES:
ND: No Deposit **RF:** Reduced Frequency **NCU:** No Cyanide Used **Pass:** ≤50% Mortality **Fail:** >50% Mortality **— :** No data reported
Highlighted data indicate that a monthly effluent quality standard was exceeded for that month.
A "Pass" for the *Daphnia magna* monitoring test is not a requirement.

METAL MINING EFFLUENT REGULATIONS (MMER)
2015 EFFLUENT COMPLIANCE

MINE/MILL NAME	Iron Ore Company of Canada - Carol Project
OPERATOR NAME	Iron Ore Company of Canada
PRODUCT(S)	Iron ore
ADDRESS	P.O. Box 1000, Labrador City, Newfoundland and Labrador A2V 2L8
EFFLUENT DISCHARGE POINT	MD5

PARAMETERS	LIMITS	JAN.	FEB.	MAR.	APRIL	MAY	JUNE	JULY	AUG.	SEP.	OCT.	NOV.	DEC.
As (mg/L)	0.5	ND	ND	ND	ND	0,0005	0,0005	0,0005	0,0005	0,0005	0,0005	0,0005	ND
Cu (mg/L)	0.3	ND	ND	ND	ND	0,0014	0,0012	0,0010	0,0010	0,0013	0,0010	0,0010	ND
CN (mg/L)	1.0	ND	ND	ND	ND	NCU	NCU	NCU	NCU	NCU	NCU	NCU	ND
Pb (mg/L)	0.2	ND	ND	ND	ND	0,0003	0,0003	0,0003	0,0003	0,0003	0,0003	0,0003	ND
Ni (mg/L)	0.5	ND	ND	ND	ND	0,0010	0,0010	0,0010	0,0010	0,0010	0,0010	0,0010	ND
Zn (mg/L)	0.5	ND	ND	ND	ND	0,0078	0,0078	0,0045	0,0052	0,0044	0,0025	0,0025	ND
TSS (mg/L)	15	ND	ND	ND	ND	5,75	1,14	0,90	1,40	3,15	1,10	1,23	ND
Ra-226 (Bq/L)	0.37	ND	ND	ND	ND	0,0050	0,0050	0,0050	0,0050	0,0050	0,0050	0,0050	ND
pH low	≥6.0	ND	ND	ND	ND	7,4	7,5	7,7	7,6	7,6	7,6	7,5	ND
pH high	≤9.5	ND	ND	ND	ND	7,6	7,9	7,9	7,9	7,9	7,9	7,7	ND
Flow (m^3/month)	—	ND	ND	ND	ND	31 585	18 102	6 227	10 862	8 463	1 719	998	ND
Rainbow Trout	Pass	ND	ND	ND	ND	1	1	1	1	1	1	1	ND
Acute Lethality Test	Fail	ND	ND	ND	ND	0	0	0	0	0	0	0	ND
Daphnia magna	Pass	ND	ND	ND	ND	1	1	1	1	1	1	1	ND
Monitoring Test	Fail	ND	ND	ND	ND	0	0	0	0	0	0	0	ND

Comments:

NOTES:
ND: No Deposit **RF:** Reduced Frequency **NCU:** No Cyanide Used **Pass:** ≤50% Mortality **Fail:** >50% Mortality **— :** No data reported
Highlighted data indicate that a monthly effluent quality standard was exceeded for that month.
A "Pass" for the *Daphnia magna* monitoring test is not a requirement.

METAL MINING EFFLUENT REGULATIONS (MMER)
2015 EFFLUENT COMPLIANCE

MINE/MILL NAME	Island Gold Project
OPERATOR NAME	Richmont Mines Incorporated
PRODUCT(S)	Gold
ADDRESS	15 Goudreau Road, P.O. Box 456, Dubreuilville, Ontario P0S 1B0
EFFLUENT DISCHARGE POINT	IG-2

PARAMETERS	LIMITS	JAN.	FEB.	MAR.	APRIL	MAY	JUNE	JULY	AUG.	SEP.	OCT.	NOV.	DEC.
As (mg/L)	0.5	ND	0,0041	0,0036	0,0044	0,0094	0,0112	0,1240	0,0121	0,0181	ND	ND	ND
Cu (mg/L)	0.3	ND	0,0031	0,0027	0,0033	0,0458	0,0105	0,1180	0,0105	0,0076	ND	ND	ND
CN (mg/L)	1.0	ND	0,0235	0,0225	0,0220	0,1150	0,0097	0,0120	0,0135	0,0045	ND	ND	ND
Pb (mg/L)	0.2	ND	0,0003	0,0005	0,0007	0,0003	0,0001	0,0001	0,0002	0,0001	ND	ND	ND
Ni (mg/L)	0.5	ND	0,0029	0,0028	0,0032	0,0141	0,0054	0,0055	0,0048	0,0042	ND	ND	ND
Zn (mg/L)	0.5	ND	0,0028	0,0038	0,0055	0,0038	0,0028	0,0010	0,0020	0,0015	ND	ND	ND
TSS (mg/L)	15	ND	1,75	5,75	8,50	5,63	1,75	0,25	1,88	2,50	ND	ND	ND
Ra-226 (Bq/L)	0.37	ND	RF	0,0050	RF	0,0050	RF	RF	0,0050	RF	ND	ND	ND
pH low	≥6.0	ND	6,6	6,9	7,7	7,4	7,4	6,9	8,1	7,9	ND	ND	ND
pH high	≤9.5	ND	7,6	7,8	7,7	7,8	8,0	6,9	8,7	8,4	ND	ND	ND
Flow (m^3/month)	—	ND	84 189	211 480	43 102	415 478	263 061	19 043	265 952	190 665	ND	ND	ND
Rainbow Trout	Pass	ND	1	1	1	1	1	1	1	1	ND	ND	ND
Acute Lethality Test	Fail	ND	0	0	0	0	0	0	0	0	ND	ND	ND
Daphnia magna	Pass	ND	1	1	1	1	1	1	1	1	ND	ND	ND
Monitoring Test	Fail	ND	0	0	0	0	0	0	0	0	ND	ND	ND

Comments:

NOTES:
ND: No Deposit **RF:** Reduced Frequency **NCU:** No Cyanide Used **Pass:** ≤50% Mortality **Fail:** >50% Mortality **— :** No data reported
Highlighted data indicate that a monthly effluent quality standard was exceeded for that month.
A "Pass" for the *Daphnia magna* monitoring test is not a requirement.

METAL MINING EFFLUENT REGULATIONS (MMER)
2015 EFFLUENT COMPLIANCE

MINE/MILL NAME	James Mine
OPERATOR NAME	Labrador Iron Mines Limited
PRODUCT(S)	Iron ore
ADDRESS	3 km E of Schefferville, Schefferville, Newfoundland and Labrador M5J 2W4
EFFLUENT DISCHARGE POINT	Ruth Pit Outlet

PARAMETERS	LIMITS	JAN.	FEB.	MAR.	APRIL	MAY	JUNE	JULY	AUG.	SEP.	OCT.	NOV.	DEC.
As (mg/L)	0.5	RF	RF	0,0005	RF	RF	0,0005	RF	RF	0,0005	RF	0,0005	RF
Cu (mg/L)	0.3	RF	RF	0,0005	RF	RF	0,0005	RF	RF	0,0005	RF	0,0005	RF
CN (mg/L)	1.0	NCU	NCU	NCU	NCU	NCU	NCU	NCU	NCU	NCU	NCU	NCU	NCU
Pb (mg/L)	0.2	RF	RF	0,0003	RF	RF	0,0003	RF	RF	0,0003	RF	0,0003	RF
Ni (mg/L)	0.5	RF	RF	0,0010	RF	RF	0,0010	RF	RF	0,0010	RF	0,0010	RF
Zn (mg/L)	0.5	RF	RF	0,0035	RF	RF	0,0035	RF	RF	0,0071	RF	0,0035	RF
TSS (mg/L)	15	1,00	1,00	1,00	1,00	1,25	1,50	1,00	1,00	4,40	1,00	3,00	1,50
Ra-226 (Bq/L)	0.37	RF	RF	0,0010	RF	RF	0,0010	RF	RF	0,0010	RF	0,0010	RF
pH low	≥6.0	7,5	7,4	7,6	7,2	7,2	7,3	7,6	7,8	7,3	7,7	7,3	7,7
pH high	≤9.5	7,8	7,7	7,7	7,8	7,9	7,8	7,9	8,0	8,0	8,0	7,9	8,0
Flow (m^3/month)	—	255 327	189 105	223 269	200 676	239 299	306 340	235 332	209 179	288 886	247 347	1 990 344	277 627
Rainbow Trout	Pass	RF	RF	1	RF	RF	1	RF	RF	1	RF	1	RF
Acute Lethality Test	Fail	RF	RF	0	RF	RF	0	RF	RF	0	RF	0	RF
Daphnia magna	Pass	RF	RF	1	RF	RF	1	RF	RF	1	RF	1	RF
Monitoring Test	Fail	RF	RF	0	RF	RF	0	RF	RF	0	RF	0	RF

Comments:

NOTES:
ND: No Deposit **RF:** Reduced Frequency **NCU:** No Cyanide Used **Pass:** ≤50% Mortality **Fail:** >50% Mortality **— :** No data reported
Highlighted data indicate that a monthly effluent quality standard was exceeded for that month.
A "Pass" for the *Daphnia magna* monitoring test is not a requirement.

METAL MINING EFFLUENT REGULATIONS (MMER)
2015 EFFLUENT COMPLIANCE

MINE/MILL NAME	Jolu Mill
OPERATOR NAME	Golden Band Resources Incorporated
PRODUCT(S)	Gold
ADDRESS	2911 - D, Cleveland Avenue, Saskatoon, Saskatchewan S7K 8A9
EFFLUENT DISCHARGE POINT	Mallard Tailings Management Facility - Cell C Outlet Berm

PARAMETERS	LIMITS	JAN.	FEB.	MAR.	APRIL	MAY	JUNE	JULY	AUG.	SEP.	OCT.	NOV.	DEC.
As (mg/L)	0.5	ND	ND	ND	ND	ND	0,0006	0,0008	0,0009	0,0012	ND	ND	ND
Cu (mg/L)	0.3	ND	ND	ND	ND	ND	0,0360	0,0480	0,0397	0,0405	ND	ND	ND
CN (mg/L)	1.0	ND	ND	ND	ND	ND	0,0075	0,0225	0,0210	0,0280	ND	ND	ND
Pb (mg/L)	0.2	ND	ND	ND	ND	ND	0,0005	0,0011	0,0010	0,0020	ND	ND	ND
Ni (mg/L)	0.5	ND	ND	ND	ND	ND	0,0118	0,0048	0,0068	0,0039	ND	ND	ND
Zn (mg/L)	0.5	ND	ND	ND	ND	ND	0,0058	0,0017	0,0022	0,0026	ND	ND	ND
TSS (mg/L)	15	ND	ND	ND	ND	ND	5,00	9,00	7,67	15,00	ND	ND	ND
Ra-226 (Bq/L)	0.37	ND	ND	ND	ND	ND	0,0070	0,0080	0,0070	0,0025	ND	ND	ND
pH low	≥6.0	ND	ND	ND	ND	ND	7,4	7,9	7,6	8,0	ND	ND	ND
pH high	≤9.5	ND	ND	ND	ND	ND	7,4	7,9	7,9	8,1	ND	ND	ND
Flow (m^3/month)	—	ND	ND	ND	ND	ND	69 455	46 527	59 451	3 383	ND	ND	ND
Rainbow Trout	Pass	ND	ND	ND	ND	ND	1	1	1	1	ND	ND	ND
Acute Lethality Test	Fail	ND	ND	ND	ND	ND	0	0	0	0	ND	ND	ND
Daphnia magna	Pass	ND	ND	ND	ND	ND	1	1	1	1	ND	ND	ND
Monitoring Test	Fail	ND	ND	ND	ND	ND	0	0	0	0	ND	ND	ND

Comments:

NOTES:
ND: No Deposit **RF:** Reduced Frequency **NCU:** No Cyanide Used **Pass:** ≤50% Mortality **Fail:** >50% Mortality **— :** No data reported
Highlighted data indicate that a monthly effluent quality standard was exceeded for that month.
A "Pass" for the *Daphnia magna* monitoring test is not a requirement.

METAL MINING EFFLUENT REGULATIONS (MMER)
2015 EFFLUENT COMPLIANCE

MINE/MILL NAME	Key Lake Operation
OPERATOR NAME	Cameco Corporation
PRODUCT(S)	Uranium
ADDRESS	2121-11th Street West, Saskatoon, Saskatchewan S7M 1J3
EFFLUENT DISCHARGE POINT	Station 1.2 - Dewatering Discharge to Horsefly Lake

PARAMETERS	LIMITS	JAN.	FEB.	MAR.	APRIL	MAY	JUNE	JULY	AUG.	SEP.	OCT.	NOV.	DEC.
As (mg/L)	0.5	0,0001	0,0001	0,0001	0,0001	0,0001	0,0001	0,0001	0,0001	0,0001	0,0001	0,0001	0,0001
Cu (mg/L)	0.3	0,0001	0,0001	0,0001	0,0001	0,0001	0,0002	0,0001	0,0001	0,0001	0,0001	0,0001	0,0001
CN (mg/L)	1.0	NCU	NCU	NCU	NCU	NCU	NCU	NCU	NCU	NCU	NCU	NCU	NCU
Pb (mg/L)	0.2	0,0001	0,0001	0,0001	0,0001	0,0001	0,0012	0,0001	0,0001	0,0001	0,0001	0,0001	0,0001
Ni (mg/L)	0.5	0,0160	0,0223	0,0172	0,0131	0,0220	0,0205	0,0188	0,0228	0,0245	0,0250	0,0328	0,0240
Zn (mg/L)	0.5	0,0003	0,0006	0,0003	0,0003	0,0008	0,0007	0,0006	0,0010	0,0006	0,0006	0,0009	0,0008
TSS (mg/L)	15	0,10	0,10	0,10	0,10	0,10	0,16	0,58	0,10	0,10	0,14	0,10	0,10
Ra-226 (Bq/L)	0.37	0,0025	0,0031	0,0032	0,0043	0,0025	0,0025	0,0036	0,0040	0,0038	0,0025	0,0034	0,0025
pH low	≥6.0	6,1	6,1	6,2	6,4	6,6	6,6	6,2	6,0	6,4	6,2	6,4	6,2
pH high	≤9.5	6,7	6,5	6,3	6,7	6,7	6,9	6,7	6,5	6,6	6,6	6,6	6,5
Flow (m^3/month)	—	294 121	313 295	340 809	319 174	154 993	237 112	266 843	397 033	219 291	194 760	289 070	328 980
Rainbow Trout	Pass	RF	RF	2	RF	RF	1	RF	RF	1	RF	RF	1
Acute Lethality Test	Fail	RF	RF	0	RF	RF	0	RF	RF	0	RF	RF	0
Daphnia magna	Pass	RF	RF	1	RF	RF	1	RF	RF	1	RF	RF	1
Monitoring Test	Fail	RF	RF	0	RF	RF	0	RF	RF	0	RF	RF	0

Comments: *Daphnia magna* monitoring tests were not done on all the aliquots of each effluent sample collected for the acute lethality tests for the month of March.

NOTES:
ND: No Deposit **RF:** Reduced Frequency **NCU:** No Cyanide Used **Pass:** ≤50% Mortality **Fail:** >50% Mortality **— :** No data reported
Highlighted data indicate that a monthly effluent quality standard was exceeded for that month.
A "Pass" for the *Daphnia magna* monitoring test is not a requirement.

METAL MINING EFFLUENT REGULATIONS (MMER)
2015 EFFLUENT COMPLIANCE

MINE/MILL NAME	Key Lake Operation
OPERATOR NAME	Cameco Corporation
PRODUCT(S)	Uranium
ADDRESS	2121-11th Street West, Saskatoon, Saskatchewan S7M 1J3
EFFLUENT DISCHARGE POINT	Station 1.4 - Mill Effluent to Wolf Lake

PARAMETERS	LIMITS	JAN.	FEB.	MAR.	APRIL	MAY	JUNE	JULY	AUG.	SEP.	OCT.	NOV.	DEC.
As (mg/L)	0.5	0,0074	0,0056	0,0068	0,0058	0,0062	0,0046	0,0043	0,0059	0,0071	0,0071	0,0061	0,0075
Cu (mg/L)	0.3	0,0191	0,0069	0,0210	0,0249	0,0077	0,0125	0,0359	0,0686	0,0240	0,0667	0,0433	0,0298
CN (mg/L)	1.0	NCU	NCU	NCU	NCU	NCU	NCU	NCU	NCU	NCU	NCU	NCU	NCU
Pb (mg/L)	0.2	0,0015	0,0007	0,0007	0,0006	0,0008	0,0002	0,0004	0,0005	0,0016	0,0019	0,0009	0,0003
Ni (mg/L)	0.5	0,0575	0,0477	0,1255	0,0820	0,0635	0,1185	0,0500	0,0493	0,0694	0,0910	0,0686	0,0585
Zn (mg/L)	0.5	0,0033	0,0027	0,0089	0,0038	0,0037	0,0180	0,0056	0,0058	0,0134	0,0133	0,0112	0,0074
TSS (mg/L)	15	1,35	2,60	2,22	4,00	2,15	2,20	4,10	2,50	2,44	2,37	2,20	2,43
Ra-226 (Bq/L)	0.37	0,0163	0,0200	0,0199	0,0850	0,0350	0,0213	0,0250	0,0213	0,0480	0,0192	0,0340	0,0375
pH low	≥6.0	6,2	6,2	6,3	6,4	6,1	6,1	6,5	6,2	6,3	6,2	6,3	6,1
pH high	≤9.5	6,4	6,6	6,6	6,6	6,4	6,6	6,6	6,7	6,5	6,4	6,5	6,4
Flow (m^3/month)	—	90 745	76 899	107 353	69 610	30 700	65 431	89 540	105 168	85 364	45 991	104 552	68 659
Rainbow Trout	Pass	RF	RF	1	RF	RF	1	RF	RF	1	RF	RF	1
Acute Lethality Test	Fail	RF	RF	0	RF	RF	0	RF	RF	0	RF	RF	0
Daphnia magna	Pass	RF	RF	0	RF	RF	1	RF	RF	1	RF	RF	1
Monitoring Test	Fail	RF	RF	1	RF	RF	0	RF	RF	0	RF	RF	0

Comments:

NOTES:
ND: No Deposit **RF:** Reduced Frequency **NCU:** No Cyanide Used **Pass:** ≤50% Mortality **Fail:** >50% Mortality **— :** No data reported
Highlighted data indicate that a monthly effluent quality standard was exceeded for that month.
A "Pass" for the *Daphnia magna* monitoring test is not a requirement.

METAL MINING EFFLUENT REGULATIONS (MMER)
2015 EFFLUENT COMPLIANCE

MINE/MILL NAME	Kidd Metallurgical Division
OPERATOR NAME	Glencore Canada Corporation
PRODUCT(S)	Copper, zinc, silver
ADDRESS	10050 Highway 101 East, Hoyle Township, Timmins, Ontario P4N 7K1
EFFLUENT DISCHARGE POINT	Final Effluent Monitoring Point

PARAMETERS	LIMITS	JAN.	FEB.	MAR.	APRIL	MAY	JUNE	JULY	AUG.	SEP.	OCT.	NOV.	DEC.
As (mg/L)	0.5	0,0003	0,0004	0,0003	0,0004	0,0003	0,0007	0,0017	0,0014	0,0010	0,0019	0,0009	0,0008
Cu (mg/L)	0.3	0,0013	0,0010	0,0028	0,0043	0,0023	0,0030	0,0033	0,0018	0,0025	0,0010	0,0010	0,0010
CN (mg/L)	1.0	NCU	NCU	NCU	NCU	NCU	NCU	NCU	NCU	NCU	NCU	NCU	NCU
Pb (mg/L)	0.2	0,0010	0,0010	0,0036	0,0020	0,0010	0,0016	0,0045	0,0016	0,0013	0,0013	0,0016	0,0010
Ni (mg/L)	0.5	0,0010	0,0010	0,0020	0,0010	0,0015	0,0014	0,0030	0,0028	0,0020	0,0025	0,0018	0,0015
Zn (mg/L)	0.5	0,0074	0,0170	0,0244	0,0290	0,0180	0,0080	0,0133	0,0091	0,0064	0,0083	0,0045	0,0160
TSS (mg/L)	15	0,63	0,88	0,80	1,25	0,88	1,00	1,00	1,00	1,00	0,88	0,90	1,00
Ra-226 (Bq/L)	0.37	RF	0,0025	RF	RF	0,0025	RF	RF	0,0025	RF	RF	0,0025	RF
pH low	≥6.0	7,4	7,5	7,1	7,0	7,5	7,9	7,6	7,7	7,7	7,2	7,7	7,6
pH high	≤9.5	7,6	7,5	7,6	7,8	8,3	8,2	8,2	8,3	8,1	7,8	8,1	8,0
Flow (m^3/month)	—	560 560	441 560	841 530	3 681 230	1 075 920	1 258 290	825 770	1 143 850	1 014 910	920 220	1 403 120	1 383 340
Rainbow Trout	Pass	RF	1	RF	RF	1	RF	RF	1	RF	RF	1	RF
Acute Lethality Test	Fail	RF	0	RF	RF	0	RF	RF	0	RF	RF	0	RF
Daphnia magna	Pass	RF	1	RF	RF	1	RF	RF	1	RF	RF	1	RF
Monitoring Test	Fail	RF	0	RF	RF	0	RF	RF	0	RF	RF	0	RF

Comments:

NOTES:
ND: No Deposit **RF:** Reduced Frequency **NCU:** No Cyanide Used **Pass:** ≤50% Mortality **Fail:** >50% Mortality **— :** No data reported
Highlighted data indicate that a monthly effluent quality standard was exceeded for that month.
A "Pass" for the *Daphnia magna* monitoring test is not a requirement.

METAL MINING EFFLUENT REGULATIONS (MMER)
2015 EFFLUENT COMPLIANCE

MINE/MILL NAME	Kidd Mining Division
OPERATOR NAME	Glencore Canada Corporation
PRODUCT(S)	Copper, zinc, silver
ADDRESS	Highway 655 North, Timmins, Ontario P4N 7K1
EFFLUENT DISCHARGE POINT	Treatment Pond Final Effluent

PARAMETERS	LIMITS	JAN.	FEB.	MAR.	APRIL	MAY	JUNE	JULY	AUG.	SEP.	OCT.	NOV.	DEC.
As (mg/L)	0.5	ND	ND	ND	0,0003	0,0006	0,0005	0,0007	ND	0,0004	0,0001	0,0003	0,0003
Cu (mg/L)	0.3	ND	ND	ND	0,0123	0,0074	0,0088	0,0082	ND	0,0054	0,0047	0,0050	0,0061
CN (mg/L)	1.0	ND	ND	ND	NCU	NCU	NCU	NCU	ND	NCU	NCU	NCU	NCU
Pb (mg/L)	0.2	ND	ND	ND	0,0001	0,0001	0,0003	0,0001	ND	0,0001	0,0047	0,0002	0,0001
Ni (mg/L)	0.5	ND	ND	ND	0,0012	0,0004	0,0003	0,0004	ND	0,0005	0,0004	0,0006	0,0004
Zn (mg/L)	0.5	ND	ND	ND	0,3123	0,0673	0,0598	0,0285	ND	0,1155	0,0220	0,1718	0,1203
TSS (mg/L)	15	ND	ND	ND	1,00	1,13	0,80	0,75	ND	0,75	3,00	0,58	0,50
Ra-226 (Bq/L)	0.37	ND	ND	ND	RF	RF	RF	0,0025	ND	RF	0,0025	0,0025	RF
pH low	≥6.0	ND	ND	ND	7,1	7,2	7,5	7,4	ND	7,2	8,8	6,9	6,7
pH high	≤9.5	ND	ND	ND	7,7	8,0	7,9	8,5	ND	7,3	8,8	7,5	7,4
Flow (m^3/month)	—	ND	ND	ND	1 596 760	862 970	762 431	138 170	ND	282 250	2 980	395 990	310 380
Rainbow Trout	Pass	ND	ND	ND	1	RF	RF	1	ND	RF	1	RF	RF
Acute Lethality Test	Fail	ND	ND	ND	0	RF	RF	0	ND	RF	0	RF	RF
Daphnia magna	Pass	ND	ND	ND	1	RF	RF	1	ND	RF	1	RF	RF
Monitoring Test	Fail	ND	ND	ND	0	RF	RF	0	ND	RF	0	RF	RF

Comments: No radium-226 test results were provided for the second quarter.

NOTES:
ND: No Deposit **RF:** Reduced Frequency **NCU:** No Cyanide Used **Pass:** ≤50% Mortality **Fail:** >50% Mortality **— :** No data reported
Highlighted data indicate that a monthly effluent quality standard was exceeded for that month.
A "Pass" for the *Daphnia magna* monitoring test is not a requirement.

METAL MINING EFFLUENT REGULATIONS (MMER)
2015 EFFLUENT COMPLIANCE

MINE/MILL NAME	Kiena (Mine)
OPERATOR NAME	Mines d'Or Wesdome Limitée
PRODUCT(S)	Gold
ADDRESS	950 Kienawisik Road, Val-d'Or, Quebec J9P 4P3
EFFLUENT DISCHARGE POINT	Effluent Final

PARAMETERS	LIMITS	JAN.	FEB.	MAR.	APRIL	MAY	JUNE	JULY	AUG.	SEP.	OCT.	NOV.	DEC.
As (mg/L)	0.5	ND	ND	ND	0,0005	0,0005	0,0005	ND	0,0005	0,0005	0,0005	0,0005	0,0005
Cu (mg/L)	0.3	ND	ND	ND	0,0031	0,0041	0,0071	ND	0,0041	0,0031	0,0043	0,0076	0,0067
CN (mg/L)	1.0	ND	ND	ND	0,0090	0,0031	0,0015	ND	0,0023	0,0015	0,0070	0,0030	0,0087
Pb (mg/L)	0.2	ND	ND	ND	0,0003	0,0003	0,0003	ND	0,0003	0,0003	0,0003	0,0003	0,0003
Ni (mg/L)	0.5	ND	ND	ND	0,0124	0,0130	0,0125	ND	0,0087	0,0095	0,0104	0,0137	0,0130
Zn (mg/L)	0.5	ND	ND	ND	0,0079	0,0035	0,0045	ND	0,0035	0,0035	0,0035	0,0035	0,0035
TSS (mg/L)	15	ND	ND	ND	8,75	2,50	4,75	ND	3,00	3,50	1,00	3,33	9,67
Ra-226 (Bq/L)	0.37	ND	ND	ND	-	0,0010	-	ND	0,0025	-	0,0025	-	0,0025
pH low	≥6.0	ND	ND	ND	7,3	6,8	7,2	ND	7,6	7,2	7,6	7,4	6,9
pH high	≤9.5	ND	ND	ND	7,4	7,7	7,8	ND	7,6	7,7	7,8	7,6	7,4
Flow (m^3/month)	—	ND	ND	ND	119 934	242 921	178 635	ND	89 676	38 135	15 529	54 429	52 073
Rainbow Trout	Pass	ND	ND	ND	1	1	1	ND	1	1	1	1	1
Acute Lethality Test	Fail	ND	ND	ND	0	0	0	ND	0	0	0	0	0
Daphnia magna	Pass	ND	ND	ND	1	1	1	ND	1	1	1	1	1
Monitoring Test	Fail	ND	ND	ND	0	0	0	ND	0	0	0	0	0

Comments: The company reported that testing for Radium-226 was under "normal frequency" for the months of April, June, September and November, indicating that testing was required for these months.

NOTES:
ND: No Deposit **RF:** Reduced Frequency **NCU:** No Cyanide Used **Pass:** ≤50% Mortality **Fail:** >50% Mortality **— :** No data reported
Highlighted data indicate that a monthly effluent quality standard was exceeded for that month.
A "Pass" for the *Daphnia magna* monitoring test is not a requirement.

METAL MINING EFFLUENT REGULATIONS (MMER)
2015 EFFLUENT COMPLIANCE

MINE/MILL NAME	Lac Bachelor
OPERATOR NAME	Ressources Métanor Incorporé
PRODUCT(S)	Gold
ADDRESS	200 Mine Road, Desmaraisville, Quebec J0Y 1H0
EFFLUENT DISCHARGE POINT	Canal Parshall

PARAMETERS	LIMITS	JAN.	FEB.	MAR.	APRIL	MAY	JUNE	JULY	AUG.	SEP.	OCT.	NOV.	DEC.
As (mg/L)	0.5	0,0003	0,0004	0,0004	0,0013	0,0011	0,0006	0,0008	0,0006	0,0005	0,0009	0,0006	0,0006
Cu (mg/L)	0.3	0,0018	0,0021	0,0026	0,0063	0,0067	0,0898	0,0482	0,0512	0,0331	0,0170	0,0047	0,0068
CN (mg/L)	1.0	0,0505	0,0465	0,0328	0,0413	0,0425	0,2342	0,1540	0,1372	0,0973	0,0425	0,0424	0,0605
Pb (mg/L)	0.2	0,0022	0,0026	0,0036	0,0020	0,0025	0,0032	0,0034	0,0031	0,0020	0,0017	0,0021	0,0035
Ni (mg/L)	0.5	0,0020	0,0025	0,0026	0,0019	0,0023	0,0064	0,0063	0,0024	0,0021	0,0038	0,0020	0,0028
Zn (mg/L)	0.5	0,0158	0,0103	0,0090	0,0090	0,0098	0,0140	0,0110	0,0107	0,0119	0,0053	0,0079	0,0113
TSS (mg/L)	15	7,86	9,92	11,23	9,86	7,00	9,85	8,57	6,31	6,08	7,77	10,85	12,85
Ra-226 (Bq/L)	0.37	RF	0,0240	RF	RF	RF	0,0120	RF	0,0010	RF	RF	0,0150	RF
pH low	≥6.0	7,8	7,8	7,8	7,8	7,9	8,1	7,4	7,7	7,9	8,0	7,9	8,0
pH high	≤9.5	8,1	8,1	8,1	8,1	8,2	8,3	8,2	8,2	8,2	8,2	8,2	8,4
Flow (m^3/month)	—	44 095	33 390	20 926	49 316	76 911	53 883	105 927	222 593	179 975	104 294	64 373	62 960
Rainbow Trout	Pass	1	1	1	1	1	1	1	1	1	1	1	1
Acute Lethality Test	Fail	0	0	0	0	0	0	0	0	0	0	0	0
Daphnia magna	Pass	1	1	1	1	1	1	1	1	1	1	1	1
Monitoring Test	Fail	0	0	0	0	0	0	0	0	0	0	0	0

Comments:

NOTES:
ND: No Deposit **RF:** Reduced Frequency **NCU:** No Cyanide Used **Pass:** ≤50% Mortality **Fail:** >50% Mortality **— :** No data reported
Highlighted data indicate that a monthly effluent quality standard was exceeded for that month.
A "Pass" for the *Daphnia magna* monitoring test is not a requirement.

METAL MINING EFFLUENT REGULATIONS (MMER)
2015 EFFLUENT COMPLIANCE

MINE/MILL NAME	Lac Bloom (Mine)
OPERATOR NAME	Société en commandite de la mine de fer du Lac Bloom
PRODUCT(S)	Iron ore
ADDRESS	P.O. Box 880, Route 389, Fermont, Quebec G1G 1J0
EFFLUENT DISCHARGE POINT	EFF-REC2 Effluent de l''unité de traitement des eaux usées de la mine et des bassins de recirculation

PARAMETERS	LIMITS	JAN.	FEB.	MAR.	APRIL	MAY	JUNE	JULY	AUG.	SEP.	OCT.	NOV.	DEC.
As (mg/L)	0.5	0,0005	ND	ND	ND	ND	ND	0,0203	0,0253	0,0104	0,0005	0,0129	0,0005
Cu (mg/L)	0.3	0,0005	ND	ND	ND	ND	ND	0,0602	0,0504	0,0206	0,0008	0,0256	0,0008
CN (mg/L)	1.0	NCU	ND	ND	ND	ND	ND	NCU	NCU	NCU	NCU	NCU	0,0010
Pb (mg/L)	0.2	0,0003	ND	ND	ND	ND	ND	0,0302	0,0253	0,0104	0,0005	0,0129	0,0005
Ni (mg/L)	0.5	0,0056	ND	ND	ND	ND	ND	0,0050	0,0048	0,0042	0,0050	0,0058	0,0063
Zn (mg/L)	0.5	0,0035	ND	ND	ND	ND	ND	0,0214	0,0115	0,0064	0,0041	0,0095	0,0050
TSS (mg/L)	15	5,00	ND	ND	ND	ND	ND	2,60	2,00	2,20	1,75	1,75	2,00
Ra-226 (Bq/L)	0.37	0,0020	ND	ND	ND	ND	ND	0,0042	0,0070	0,0072	0,0064	0,0071	0,0090
pH low	≥6.0	7,8	ND	ND	ND	ND	ND	7,5	7,3	7,3	7,3	7,6	7,3
pH high	≤9.5	7,8	ND	ND	ND	ND	ND	8,0	7,5	7,6	7,8	7,8	7,5
Flow (m^3/month)	—	464 675	ND	ND	ND	ND	ND	1 927 799	2 306 172	2 585 957	2 651 165	2 576 832	1 371 961
Rainbow Trout	Pass	1	ND	ND	ND	ND	ND	1	1	1	1	1	1
Acute Lethality Test	Fail	0	ND	ND	ND	ND	ND	0	0	0	0	0	0
Daphnia magna	Pass	1	ND	ND	ND	ND	ND	1	1	1	1	1	1
Monitoring Test	Fail	0	ND	ND	ND	ND	ND	0	0	0	0	0	0

Comments:

NOTES:
ND: No Deposit **RF:** Reduced Frequency **NCU:** No Cyanide Used **Pass:** ≤50% Mortality **Fail:** >50% Mortality **— :** No data reported
Highlighted data indicate that a monthly effluent quality standard was exceeded for that month.
A "Pass" for the *Daphnia magna* monitoring test is not a requirement.

METAL MINING EFFLUENT REGULATIONS (MMER)
2015 EFFLUENT COMPLIANCE

MINE/MILL NAME	Lac des Iles Mine
OPERATOR NAME	North American Palladium Limited
PRODUCT(S)	Palladium, platinum, gold, copper, nickel
ADDRESS	P.O. Box 10547, Thunder Bay, Ontario P7B 6T9
EFFLUENT DISCHARGE POINT	FDP2 (Veolia) Discharge Point

PARAMETERS	LIMITS	JAN.	FEB.	MAR.	APRIL	MAY	JUNE	JULY	AUG.	SEP.	OCT.	NOV.	DEC.
As (mg/L)	0.5	-	-	-	ND	ND	ND	0,0007	ND	ND	ND	ND	ND
Cu (mg/L)	0.3	-	-	-	ND	ND	ND	0,0014	ND	ND	ND	ND	ND
CN (mg/L)	1.0	-	-	-	ND	ND	ND	NCU	ND	ND	ND	ND	ND
Pb (mg/L)	0.2	-	-	-	ND	ND	ND	0,0000	ND	ND	ND	ND	ND
Ni (mg/L)	0.5	-	-	-	ND	ND	ND	0,0135	ND	ND	ND	ND	ND
Zn (mg/L)	0.5	-	-	-	ND	ND	ND	0,0010	ND	ND	ND	ND	ND
TSS (mg/L)	15	-	-	-	ND	ND	ND	5,25	ND	ND	ND	ND	ND
Ra-226 (Bq/L)	0.37	-	-	-	ND	ND	ND	0,0050	ND	ND	ND	ND	ND
pH low	≥6.0	-	-	-	ND	ND	ND	7,3	ND	ND	ND	ND	ND
pH high	≤9.5	-	-	-	ND	ND	ND	7,8	ND	ND	ND	ND	ND
Flow (m^3/month)	—	-	-	-	ND	ND	ND	266 436	ND	ND	ND	ND	ND
Rainbow Trout	Pass	-	-	-	ND	ND	ND	1	ND	ND	ND	ND	ND
Acute Lethality Test	Fail	-	-	-	ND	ND	ND	0	ND	ND	ND	ND	ND
Daphnia magna	Pass	-	-	-	ND	ND	ND	1	ND	ND	ND	ND	ND
Monitoring Test	Fail	-	-	-	ND	ND	ND	0	ND	ND	ND	ND	ND

Comments: The final discharge point was activated in July 2015.

NOTES:
ND: No Deposit **RF:** Reduced Frequency **NCU:** No Cyanide Used **Pass:** ≤50% Mortality **Fail:** >50% Mortality **— :** No data reported
Highlighted data indicate that a monthly effluent quality standard was exceeded for that month.
A "Pass" for the *Daphnia magna* monitoring test is not a requirement.

METAL MINING EFFLUENT REGULATIONS (MMER)
2015 EFFLUENT COMPLIANCE

MINE/MILL NAME	Lac des Iles Mine
OPERATOR NAME	North American Palladium Limited
PRODUCT(S)	Palladium, platinum, gold, copper, nickel
ADDRESS	P.O. Box 10547, Thunder Bay, Ontario P7B 6T9
EFFLUENT DISCHARGE POINT	Final Discharge Point 1

PARAMETERS	LIMITS	JAN.	FEB.	MAR.	APRIL	MAY	JUNE	JULY	AUG.	SEP.	OCT.	NOV.	DEC.
As (mg/L)	0.5	ND	ND	ND	ND	0,0002	0,0002	0,0003	0,0003	0,0003	ND	0,0002	ND
Cu (mg/L)	0.3	ND	ND	ND	ND	0,0033	0,0031	0,0015	0,0006	0,0016	ND	0,0006	ND
CN (mg/L)	1.0	ND	ND	ND	ND	NCU	NCU	NCU	NCU	NCU	ND	NCU	ND
Pb (mg/L)	0.2	ND	ND	ND	ND	0,0002	0,0002	0,0001	0,0001	0,0000	ND	0,0001	ND
Ni (mg/L)	0.5	ND	ND	ND	ND	0,0118	0,0139	0,0178	0,0128	0,0205	ND	0,0320	ND
Zn (mg/L)	0.5	ND	ND	ND	ND	0,0060	0,0014	0,0010	0,0007	0,0010	ND	0,0005	ND
TSS (mg/L)	15	ND	ND	ND	ND	6,50	16,10	6,90	4,50	3,50	ND	4,50	ND
Ra-226 (Bq/L)	0.37	ND	ND	ND	ND	0,0050	0,0050	0,0050	0,0050	0,0050	ND	0,0050	ND
pH low	≥6.0	ND	ND	ND	ND	6,9	7,7	7,3	7,1	6,8	ND	7,7	ND
pH high	≤9.5	ND	ND	ND	ND	7,5	8,2	7,8	7,8	7,7	ND	7,7	ND
Flow (m^3/month)	—	ND	ND	ND	ND	101 334	287 344	103 632	115 874	34 226	ND	9 790	ND
Rainbow Trout	Pass	ND	ND	ND	ND	1	1	1	2	-	ND	1	ND
Acute Lethality Test	Fail	ND	ND	ND	ND	0	0	0	0	-	ND	0	ND
Daphnia magna	Pass	ND	ND	ND	ND	1	1	1	1	-	ND	0	ND
Monitoring Test	Fail	ND	ND	ND	ND	0	0	0	1	-	ND	1	ND

Comments: The company reported that acute lethality testing was under "normal frequency" for the month of September, indicating that testing was required for the month.

NOTES:
ND: No Deposit **RF:** Reduced Frequency **NCU:** No Cyanide Used **Pass:** ≤50% Mortality **Fail:** >50% Mortality **— :** No data reported
Highlighted data indicate that a monthly effluent quality standard was exceeded for that month.
A "Pass" for the *Daphnia magna* monitoring test is not a requirement.

METAL MINING EFFLUENT REGULATIONS (MMER)
2015 EFFLUENT COMPLIANCE

MINE/MILL NAME	Lac Herbin (Mine)
OPERATOR NAME	QMX Gold Corporation
PRODUCT(S)	Gold
ADDRESS	1900 Brador Road, Val-d'Or, Quebec J9P 7A9
EFFLUENT DISCHARGE POINT	Effluent final 1

PARAMETERS	LIMITS	JAN.	FEB.	MAR.	APRIL	MAY	JUNE	JULY	AUG.	SEP.	OCT.	NOV.	DEC.
As (mg/L)	0.5	ND	ND	ND	ND	ND	ND	ND	ND	ND	ND	ND	ND
Cu (mg/L)	0.3	ND	ND	ND	ND	ND	ND	ND	ND	ND	ND	ND	ND
CN (mg/L)	1.0	ND	ND	ND	ND	ND	ND	ND	ND	ND	ND	ND	ND
Pb (mg/L)	0.2	ND	ND	ND	ND	ND	ND	ND	ND	ND	ND	ND	ND
Ni (mg/L)	0.5	ND	ND	ND	ND	ND	ND	ND	ND	ND	ND	ND	ND
Zn (mg/L)	0.5	ND	ND	ND	ND	ND	ND	ND	ND	ND	ND	ND	ND
TSS (mg/L)	15	ND	ND	ND	ND	ND	ND	ND	ND	ND	ND	ND	ND
Ra-226 (Bq/L)	0.37	ND	ND	ND	ND	ND	ND	ND	ND	ND	ND	ND	ND
pH low	≥6.0	ND	ND	ND	ND	ND	ND	ND	ND	ND	ND	ND	ND
pH high	≤9.5	ND	ND	ND	ND	ND	ND	ND	ND	ND	ND	ND	ND
Flow (m^3/month)	—	ND	ND	ND	ND	ND	ND	ND	ND	ND	ND	ND	ND
Rainbow Trout	Pass	ND	ND	ND	ND	ND	ND	ND	ND	ND	ND	ND	ND
Acute Lethality Test	Fail	ND	ND	ND	ND	ND	ND	ND	ND	ND	ND	ND	ND
Daphnia magna	Pass	ND	ND	ND	ND	ND	ND	ND	ND	ND	ND	ND	ND
Monitoring Test	Fail	ND	ND	ND	ND	ND	ND	ND	ND	ND	ND	ND	ND

Comments:

NOTES:
ND: No Deposit **RF:** Reduced Frequency **NCU:** No Cyanide Used **Pass:** ≤50% Mortality **Fail:** >50% Mortality **— :** No data reported
Highlighted data indicate that a monthly effluent quality standard was exceeded for that month.
A "Pass" for the *Daphnia magna* monitoring test is not a requirement.

METAL MINING EFFLUENT REGULATIONS (MMER)
2015 EFFLUENT COMPLIANCE

MINE/MILL NAME	Lac Herbin (Mine)
OPERATOR NAME	QMX Gold Corporation
PRODUCT(S)	Gold
ADDRESS	1900 Brador Road, Val-d'Or, Quebec J9P 7A9
EFFLUENT DISCHARGE POINT	Effluent final 2

PARAMETERS	LIMITS	JAN.	FEB.	MAR.	APRIL	MAY	JUNE	JULY	AUG.	SEP.	OCT.	NOV.	DEC.
As (mg/L)	0.5	RF	RF	ND	ND	ND	ND	ND	ND	ND	ND	0,0021	0,0022
Cu (mg/L)	0.3	RF	RF	ND	ND	ND	ND	ND	ND	ND	ND	0,0024	0,0048
CN (mg/L)	1.0	NCU	NCU	ND	ND	ND	ND	ND	ND	ND	ND	NCU	NCU
Pb (mg/L)	0.2	RF	RF	ND	ND	ND	ND	ND	ND	ND	ND	0,0002	0,0002
Ni (mg/L)	0.5	RF	RF	ND	ND	ND	ND	ND	ND	ND	ND	0,0046	0,0035
Zn (mg/L)	0.5	0,0573	0,0860	ND	ND	ND	ND	ND	ND	ND	ND	0,4527	0,4120
TSS (mg/L)	15	3,25	6,00	ND	ND	ND	ND	ND	ND	ND	ND	2,67	1,80
Ra-226 (Bq/L)	0.37	RF	RF	ND	ND	ND	ND	ND	ND	ND	ND	0,0010	0,0020
pH low	≥6.0	6,3	7,0	ND	ND	ND	ND	ND	ND	ND	ND	7,6	7,4
pH high	≤9.5	6,8	7,0	ND	ND	ND	ND	ND	ND	ND	ND	8,0	7,8
Flow (m^3/month)	—	35 296	528	ND	ND	ND	ND	ND	ND	ND	ND	20 632	38 563
Rainbow Trout	Pass	RF	RF	ND	ND	ND	ND	ND	ND	ND	ND	1	1
Acute Lethality Test	Fail	RF	RF	ND	ND	ND	ND	ND	ND	ND	ND	0	0
Daphnia magna	Pass	RF	RF	ND	ND	ND	ND	ND	ND	ND	ND	1	1
Monitoring Test	Fail	RF	RF	ND	ND	ND	ND	ND	ND	ND	ND	0	0

Comments: No test results for arsenic, copper, lead, nickel, radium-226 were provided for the first quarter. No acute lethality test results were provided for the first quarter.

NOTES:
ND: No Deposit **RF:** Reduced Frequency **NCU:** No Cyanide Used **Pass:** ≤50% Mortality **Fail:** >50% Mortality **— :** No data reported
Highlighted data indicate that a monthly effluent quality standard was exceeded for that month.
A "Pass" for the *Daphnia magna* monitoring test is not a requirement.

METAL MINING EFFLUENT REGULATIONS (MMER)
2015 EFFLUENT COMPLIANCE

MINE/MILL NAME	Langlois (Mine)
OPERATOR NAME	Nyrstar
PRODUCT(S)	Zinc, copper, silver, gold
ADDRESS	Route 1000, Km. 42, Lebel-sur-Quévillon, Quebec J0Y 1X0
EFFLUENT DISCHARGE POINT	Effluent final principal

PARAMETERS	LIMITS	JAN.	FEB.	MAR.	APRIL	MAY	JUNE	JULY	AUG.	SEP.	OCT.	NOV.	DEC.
As (mg/L)	0.5	0,0003	0,0008	0,0025	0,0005	0,0003	0,0003	0,0003	0,0003	0,0003	0,0020	0,0003	0,0021
Cu (mg/L)	0.3	0,0114	0,0107	0,0094	0,0072	0,0055	0,0068	0,0082	0,0053	0,0046	0,0078	0,0313	0,0166
CN (mg/L)	1.0	NCU	0,0070	NCU	NCU	NCU	0,0100	0,0025	NCU	NCU	NCU	0,0025	NCU
Pb (mg/L)	0.2	0,0021	0,0024	0,0008	0,0002	0,0021	0,0013	0,0070	0,0017	0,0032	0,0023	0,0004	0,0011
Ni (mg/L)	0.5	0,0056	0,0030	0,0044	0,0043	0,0035	0,0043	0,0047	0,0050	0,0039	0,0044	0,0568	0,0061
Zn (mg/L)	0.5	0,4543	0,2890	0,2486	0,1170	0,0680	0,0896	0,0785	0,1018	0,0954	0,1588	0,1813	0,3346
TSS (mg/L)	15	1,13	1,50	1,40	1,25	2,25	1,50	1,75	1,50	2,00	1,25	1,25	1,70
Ra-226 (Bq/L)	0.37	RF	0,0010	RF	RF	RF	0,0020	0,0010	RF	RF	RF	0,0030	RF
pH low	≥6.0	7,1	7,0	7,1	6,9	7,3	7,2	7,2	7,5	7,4	7,2	7,4	7,1
pH high	≤9.5	7,3	7,2	7,4	7,8	7,6	7,5	7,5	7,9	7,6	7,5	7,6	7,4
Flow (m^3/month)	—	90 116	60 938	68 091	304 167	413 232	424 239	264 842	189 427	47 652	69 199	223 529	229 502
Rainbow Trout	Pass	1	1	1	1	1	1	1	1	3	2	1	1
Acute Lethality Test	Fail	0	0	0	0	0	0	0	0	1	0	0	0
Daphnia magna	Pass	1	1	1	1	1	1	1	1	1	1	1	1
Monitoring Test	Fail	0	0	0	0	0	0	0	0	0	0	0	0

Comments: Daphnia magna monitoring tests were not done on all the aliquots of each effluent sample collected for the acute lethality tests for the months of September and October.

NOTES:
ND: No Deposit **RF:** Reduced Frequency **NCU:** No Cyanide Used **Pass:** ≤50% Mortality **Fail:** >50% Mortality **— :** No data reported
Highlighted data indicate that a monthly effluent quality standard was exceeded for that month.
A "Pass" for the *Daphnia magna* monitoring test is not a requirement.

METAL MINING EFFLUENT REGULATIONS (MMER)
2015 EFFLUENT COMPLIANCE

MINE/MILL NAME	Lapa (Project)
OPERATOR NAME	Mines Agnico-Eagle Limitée
PRODUCT(S)	Gold
ADDRESS	299 St.-Paul Boulevard North, Rivière-Éva, Quebec J0Y 2H0
EFFLUENT DISCHARGE POINT	Effluent final - bassin de sédimentation

PARAMETERS	LIMITS	JAN.	FEB.	MAR.	APRIL	MAY	JUNE	JULY	AUG.	SEP.	OCT.	NOV.	DEC.
As (mg/L)	0.5	0,0880	0,1499	0,1264	0,1218	0,1065	0,0872	0,0851	0,1688	0,1390	0,0916	0,0646	0,0516
Cu (mg/L)	0.3	0,0045	0,0079	0,0133	0,0084	0,0058	0,0056	0,0049	0,0071	0,0047	0,0052	0,0053	0,0041
CN (mg/L)	1.0	NCU	NCU	NCU	NCU	NCU	NCU	NCU	NCU	NCU	NCU	NCU	NCU
Pb (mg/L)	0.2	0,0008	0,0003	0,0032	0,0006	0,0008	0,0002	0,0002	0,0028	0,0076	0,0013	0,0002	0,0002
Ni (mg/L)	0.5	0,0213	0,0148	0,0176	0,0193	0,0192	0,0186	0,0152	0,0321	0,0163	0,0232	0,0272	0,0240
Zn (mg/L)	0.5	0,0060	0,0053	0,0290	0,0054	0,0021	0,0034	0,0005	0,0063	0,0077	0,0055	0,0083	0,0096
TSS (mg/L)	15	14,40	9,25	11,00	8,70	10,75	14,50	11,60	9,60	8,80	7,75	14,60	10,60
Ra-226 (Bq/L)	0.37	RF	0,0020	RF	0,0020	RF	RF	0,0080	RF	RF	0,0120	RF	RF
pH low	≥6.0	7,6	7,6	8,7	6,4	6,0	6,0	6,8	7,0	6,3	7,0	6,4	6,5
pH high	≤9.5	8,1	8,9	8,9	8,3	7,2	6,7	7,4	7,1	7,0	7,1	7,2	8,4
Flow (m^3/month)	—	20 496	11 904	5 136	25 752	31 656	31 920	33 984	36 168	18 864	13 965	31 008	30 456
Rainbow Trout	Pass	1	1	1	1	1	1	1	1	1	1	1	1
Acute Lethality Test	Fail	0	0	0	0	0	0	0	0	0	0	0	0
Daphnia magna	Pass	1	1	1	1	1	1	1	1	1	1	1	1
Monitoring Test	Fail	0	0	0	0	0	0	0	0	0	0	0	0

Comments:

NOTES:
ND: No Deposit **RF:** Reduced Frequency **NCU:** No Cyanide Used **Pass:** ≤50% Mortality **Fail:** >50% Mortality **— :** No data reported
Highlighted data indicate that a monthly effluent quality standard was exceeded for that month.
A "Pass" for the *Daphnia magna* monitoring test is not a requirement.

METAL MINING EFFLUENT REGULATIONS (MMER)
2015 EFFLUENT COMPLIANCE

MINE/MILL NAME	Laronde (Mine)
OPERATOR NAME	Mines Agnico-Eagle Limitée
PRODUCT(S)	Gold, silver, copper, zinc
ADDRESS	10200 Preissac Road, Rouyn-Noranda, Quebec J0Y 1C0
EFFLUENT DISCHARGE POINT	Effluent final 3A

PARAMETERS	LIMITS	JAN.	FEB.	MAR.	APRIL	MAY	JUNE	JULY	AUG.	SEP.	OCT.	NOV.	DEC.
As (mg/L)	0.5	0,0015	0,0017	0,0072	0,0007	0,0003	0,0003	0,0003	0,0003	0,0003	0,0057	0,0093	0,0098
Cu (mg/L)	0.3	0,0315	0,0254	0,0260	0,0266	0,0312	0,0241	0,0267	0,0263	0,0363	0,0362	0,0548	0,0467
CN (mg/L)	1.0	0,1563	0,1690	0,1996	0,1410	0,0593	0,0474	0,0245	0,0308	0,0334	0,0678	0,0938	0,2500
Pb (mg/L)	0.2	0,0003	0,0002	0,0005	0,0002	0,0002	0,0027	0,0002	0,0026	0,0011	0,0002	0,0002	0,0002
Ni (mg/L)	0.5	0,1493	0,1274	0,1264	0,0811	0,0553	0,0445	0,0590	0,0535	0,0412	0,0504	0,1258	0,1481
Zn (mg/L)	0.5	0,0265	0,0128	0,0176	0,0198	0,0138	0,0035	0,0031	0,0076	0,0036	0,0190	0,0388	0,0722
TSS (mg/L)	15	5,00	4,75	6,00	5,25	9,00	8,60	12,00	6,25	12,60	7,00	3,13	3,30
Ra-226 (Bq/L)	0.37	0,0010	RF	RF	0,0040	RF	RF	0,0010	RF	RF	0,0060	RF	RF
pH low	≥6.0	7,0	7,1	7,1	7,1	7,2	7,1	7,1	6,9	6,9	7,1	7,0	6,8
pH high	≤9.5	7,3	7,2	7,8	7,3	7,4	7,9	7,5	7,8	7,4	7,2	7,1	7,1
Flow (m^3/month)	—	171 873	158 916	169 510	292 709	286 529	236 267	370 903	337 684	281 063	384 247	229 522	344 235
Rainbow Trout	Pass	1	1	1	1	1	1	1	1	1	1	1	1
Acute Lethality Test	Fail	0	0	0	0	0	0	0	0	0	0	0	0
Daphnia magna	Pass	1	1	1	1	1	1	1	1	1	1	1	1
Monitoring Test	Fail	0	0	0	0	0	0	0	0	0	0	0	0

Comments: The 2015 annual report for this facility was submitted April 6, 2016 which is later than the deadline of March 31, 2016.

NOTES:
ND: No Deposit **RF:** Reduced Frequency **NCU:** No Cyanide Used **Pass:** ≤50% Mortality **Fail:** >50% Mortality **— :** No data reported
Highlighted data indicate that a monthly effluent quality standard was exceeded for that month.
A "Pass" for the *Daphnia magna* monitoring test is not a requirement.

METAL MINING EFFLUENT REGULATIONS (MMER)
2015 EFFLUENT COMPLIANCE

MINE/MILL NAME	Lockerby Mine
OPERATOR NAME	First Nickel Incorporated
PRODUCT(S)	Copper, nickel
ADDRESS	N1-2 Lot 2 Concession 5, PCL 454, SWS Denison Twp., Whitefish, Ontario P0M 3E0
EFFLUENT DISCHARGE POINT	Number 4 Pond Effluent

PARAMETERS	LIMITS	JAN.	FEB.	MAR.	APRIL	MAY	JUNE	JULY	AUG.	SEP.	OCT.	NOV.	DEC.
As (mg/L)	0.5	0,0114	0,0114	0,0122	0,0044	0,0114	0,0093	0,0115	0,0115	0,0124	-	-	-
Cu (mg/L)	0.3	0,0123	0,0120	0,0126	0,0051	0,0128	0,0104	0,0125	0,0120	0,0128	-	-	-
CN (mg/L)	1.0	NCU	NCU	NCU	NCU	NCU	NCU	NCU	NCU	NCU	-	-	-
Pb (mg/L)	0.2	0,0039	0,0039	0,0041	0,0028	0,0039	0,0041	0,0039	0,0039	0,0051	-	-	-
Ni (mg/L)	0.5	0,1020	0,0460	0,0856	0,1323	0,1208	0,1450	0,1343	0,0933	0,1056	-	-	-
Zn (mg/L)	0.5	0,0156	0,0151	0,0165	0,0156	0,0156	0,0165	0,0156	0,0156	0,0194	-	-	-
TSS (mg/L)	15	1,00	0,75	1,40	1,00	1,13	1,40	0,63	0,88	1,80	-	-	-
Ra-226 (Bq/L)	0.37	0,0875	0,0900	0,0980	0,0650	0,0650	0,0600	0,0675	0,0650	0,0750	-	-	-
pH low	≥6.0	7,5	7,6	7,6	7,4	7,5	7,1	7,2	6,9	7,6	-	-	-
pH high	≤9.5	7,9	7,9	8,0	7,7	7,9	7,9	7,6	7,4	7,8	-	-	-
Flow (m^3/month)	—	31 467	27 623	29 579	56 453	53 576	41 378	28 320	29 774	24 638	-	-	-
Rainbow Trout	Pass	RF	RF	1	-	RF	1	-	RF	1	-	-	-
Acute Lethality Test	Fail	RF	RF	0	-	RF	0	-	RF	0	-	-	-
Daphnia magna	Pass	RF	RF	1	-	RF	1	-	RF	1	-	-	-
Monitoring Test	Fail	RF	RF	0	-	RF	0	-	RF	0	-	-	-

Comments: No annual report was submitted for 2015. This data was compiled from the submitted quarterly data. No data was submitted for the fourth quarter.

NOTES:
ND: No Deposit **RF:** Reduced Frequency **NCU:** No Cyanide Used **Pass:** ≤50% Mortality **Fail:** >50% Mortality **— :** No data reported
Highlighted data indicate that a monthly effluent quality standard was exceeded for that month.
A "Pass" for the *Daphnia magna* monitoring test is not a requirement.

METAL MINING EFFLUENT REGULATIONS (MMER)
2015 EFFLUENT COMPLIANCE

MINE/MILL NAME	Long Harbour Operations
OPERATOR NAME	Vale Newfoundland & Labrador Limited
PRODUCT(S)	Nickel, copper, cobalt
ADDRESS	1 Nickel Road, P.O. Box 39, Long Harbour, Newfoundland and Labrador A0B 2J0
EFFLUENT DISCHARGE POINT	Long Harbour Operations Lower Tier Storm Water Pond

PARAMETERS	LIMITS	JAN.	FEB.	MAR.	APRIL	MAY	JUNE	JULY	AUG.	SEP.	OCT.	NOV.	DEC.
As (mg/L)	0.5	-	-	-	ND	0,0015	ND	ND	0,0047	0,0040	0,0038	ND	ND
Cu (mg/L)	0.3	-	-	-	ND	0,0045	ND	ND	0,0043	0,0049	0,0057	ND	ND
CN (mg/L)	1.0	-	-	-	ND	NCU	ND	ND	NCU	NCU	NCU	ND	ND
Pb (mg/L)	0.2	-	-	-	ND	0,0015	ND	ND	0,0015	0,0008	0,0010	ND	ND
Ni (mg/L)	0.5	-	-	-	ND	0,0080	ND	ND	0,0157	0,0172	0,0197	ND	ND
Zn (mg/L)	0.5	-	-	-	ND	0,0265	ND	ND	0,0190	0,0183	0,0143	ND	ND
TSS (mg/L)	15	-	-	-	ND	15,00	ND	ND	11,00	7,00	5,64	ND	ND
Ra-226 (Bq/L)	0.37	-	-	-	ND	0,0025	ND	ND	0,0073	0,0045	0,0025	ND	ND
pH low	≥6.0	-	-	-	ND	7,7	ND	ND	7,8	8,0	8,0	ND	ND
pH high	≤9.5	-	-	-	ND	7,8	ND	ND	7,9	8,2	8,3	ND	ND
Flow (m^3/month)	—	-	-	-	ND	26 322	ND	ND	5 653	6 237	10 944	ND	ND
Rainbow Trout	Pass	-	-	-	ND	2	ND	ND	1	1	1	ND	ND
Acute Lethality Test	Fail	-	-	-	ND	0	ND	ND	0	0	0	ND	ND
Daphnia magna	Pass	-	-	-	ND	2	ND	ND	1	1	1	ND	ND
Monitoring Test	Fail	-	-	-	ND	0	ND	ND	0	0	0	ND	ND

Comments: This mine became subject to the MMER in May 2015.

NOTES:
ND: No Deposit **RF:** Reduced Frequency **NCU:** No Cyanide Used **Pass:** ≤50% Mortality **Fail:** >50% Mortality **— :** No data reported
Highlighted data indicate that a monthly effluent quality standard was exceeded for that month.
A "Pass" for the *Daphnia magna* monitoring test is not a requirement.

METAL MINING EFFLUENT REGULATIONS (MMER)
2015 EFFLUENT COMPLIANCE

MINE/MILL NAME	Long Harbour Operations
OPERATOR NAME	Vale Newfoundland & Labrador Limited
PRODUCT(S)	Nickel, copper, cobalt
ADDRESS	1 Nickel Road, P.O. Box 39, Long Harbour, Newfoundland and Labrador A0B 2J0
EFFLUENT DISCHARGE POINT	Long Harbour Operations Marine Effluent Outfall

PARAMETERS	LIMITS	JAN.	FEB.	MAR.	APRIL	MAY	JUNE	JULY	AUG.	SEP.	OCT.	NOV.	DEC.
As (mg/L)	0.5	-	-	-	ND	0,0010	ND	ND	0,0010	0,0010	0,0010	0,0010	0,0010
Cu (mg/L)	0.3	-	-	-	ND	0,0010	ND	ND	0,0033	0,0036	0,0052	0,0105	0,0045
CN (mg/L)	1.0	-	-	-	ND	NCU	ND	ND	NCU	NCU	NCU	NCU	NCU
Pb (mg/L)	0.2	-	-	-	ND	0,0003	ND	ND	0,0003	0,0005	0,0006	0,0009	0,0006
Ni (mg/L)	0.5	-	-	-	ND	0,0984	ND	ND	0,0853	0,1092	0,1748	0,2610	0,2868
Zn (mg/L)	0.5	-	-	-	ND	0,0077	ND	ND	0,0067	0,0038	0,0034	0,0147	0,0046
TSS (mg/L)	15	-	-	-	ND	5,00	ND	ND	5,67	5,00	5,23	5,50	5,00
Ra-226 (Bq/L)	0.37	-	-	-	ND	0,0025	ND	ND	0,0067	0,0025	0,0032	0,0025	0,0025
pH low	≥6.0	-	-	-	ND	7,4	ND	ND	7,4	7,5	7,4	7,4	7,2
pH high	≤9.5	-	-	-	ND	7,5	ND	ND	7,6	7,9	7,8	7,8	7,7
Flow (m^3/month)	—	-	-	-	ND	156 942	ND	ND	281 849	446 620	704 088	596 221	153 905
Rainbow Trout	Pass	-	-	-	ND	1	ND	ND	1	1	1	1	1
Acute Lethality Test	Fail	-	-	-	ND	0	ND	ND	0	0	0	0	0
Daphnia magna	Pass	-	-	-	ND	1	ND	ND	1	1	1	1	1
Monitoring Test	Fail	-	-	-	ND	0	ND	ND	0	0	0	0	0

Comments: This mine became subject to MMER in May 2015.

NOTES:
ND: No Deposit **RF:** Reduced Frequency **NCU:** No Cyanide Used **Pass:** ≤50% Mortality **Fail:** >50% Mortality **— :** No data reported
Highlighted data indicate that a monthly effluent quality standard was exceeded for that month.
A "Pass" for the *Daphnia magna* monitoring test is not a requirement.

METAL MINING EFFLUENT REGULATIONS (MMER)
2015 EFFLUENT COMPLIANCE

MINE/MILL NAME	Lupin Mine
OPERATOR NAME	Lupin Mines Incorporated
PRODUCT(S)	Gold
ADDRESS	Contwoyto Lake, Lac Contwoyto, Nunavut
EFFLUENT DISCHARGE POINT	Tailings Polishing Pond No. 2

PARAMETERS	LIMITS	JAN.	FEB.	MAR.	APRIL	MAY	JUNE	JULY	AUG.	SEP.	OCT.	NOV.	DEC.
As (mg/L)	0.5	ND	ND	ND	ND	ND	ND	ND	ND	0,0059	0,0068	ND	ND
Cu (mg/L)	0.3	ND	ND	ND	ND	ND	ND	ND	ND	0,0037	0,0019	ND	ND
CN (mg/L)	1.0	ND	ND	ND	ND	ND	ND	ND	ND	0,0021	0,0025	ND	ND
Pb (mg/L)	0.2	ND	ND	ND	ND	ND	ND	ND	ND	0,0001	0,0001	ND	ND
Ni (mg/L)	0.5	ND	ND	ND	ND	ND	ND	ND	ND	0,0722	0,0715	ND	ND
Zn (mg/L)	0.5	ND	ND	ND	ND	ND	ND	ND	ND	0,2294	0,2361	ND	ND
TSS (mg/L)	15	ND	ND	ND	ND	ND	ND	ND	ND	3,08	3,01	ND	ND
Ra-226 (Bq/L)	0.37	ND	ND	ND	ND	ND	ND	ND	ND	0,0140	0,0083	ND	ND
pH low	≥6.0	ND	ND	ND	ND	ND	ND	ND	ND	6,4	6,5	ND	ND
pH high	≤9.5	ND	ND	ND	ND	ND	ND	ND	ND	7,1	9,2	ND	ND
Flow (m^3/month)	—	ND	ND	ND	ND	ND	ND	ND	ND	500 864	1 670 179	ND	ND
Rainbow Trout	Pass	ND	ND	ND	ND	ND	ND	ND	ND	1	1	ND	ND
Acute Lethality Test	Fail	ND	ND	ND	ND	ND	ND	ND	ND	0	0	ND	ND
Daphnia magna	Pass	ND	ND	ND	ND	ND	ND	ND	ND	1	1	ND	ND
Monitoring Test	Fail	ND	ND	ND	ND	ND	ND	ND	ND	0	0	ND	ND

Comments:

NOTES:
ND: No Deposit **RF:** Reduced Frequency **NCU:** No Cyanide Used **Pass:** ≤50% Mortality **Fail:** >50% Mortality **— :** No data reported
Highlighted data indicate that a monthly effluent quality standard was exceeded for that month.
A "Pass" for the *Daphnia magna* monitoring test is not a requirement.

METAL MINING EFFLUENT REGULATIONS (MMER)
2015 EFFLUENT COMPLIANCE

MINE/MILL NAME	Macassa Mine
OPERATOR NAME	Kirkland Lake Gold Incorporated
PRODUCT(S)	Gold
ADDRESS	Highway 66, #3 Shaft, Kirkland Lake, Ontario P2N 3J1
EFFLUENT DISCHARGE POINT	C Dam

PARAMETERS	LIMITS	JAN.	FEB.	MAR.	APRIL	MAY	JUNE	JULY	AUG.	SEP.	OCT.	NOV.	DEC.
As (mg/L)	0.5	0,0020	0,0025	0,0024	0,0024	0,0018	0,0020	0,0011	0,0008	0,0034	0,0021	0,0007	0,0010
Cu (mg/L)	0.3	0,0055	0,0070	0,0058	0,0070	0,0193	0,0618	0,0115	0,0052	0,0182	0,0138	0,0068	0,0058
CN (mg/L)	1.0	0,0020	0,0048	0,0024	0,0024	0,0103	0,0202	0,0025	0,0022	0,0188	0,0025	0,0070	0,0044
Pb (mg/L)	0.2	0,0005	0,0005	0,0005	0,0005	0,0005	0,0005	0,0005	0,0005	0,0005	0,0005	0,0005	0,0005
Ni (mg/L)	0.5	0,0038	0,0048	0,0052	0,0048	0,0048	0,0106	0,0035	0,0032	0,0048	0,0040	0,0034	0,0044
Zn (mg/L)	0.5	0,0120	0,0368	0,0130	0,0126	0,0148	0,0097	0,0140	0,0074	0,0094	0,0085	0,0078	0,0100
TSS (mg/L)	15	0,50	0,63	0,60	2,50	3,63	1,90	3,63	4,40	1,00	1,13	2,30	1,90
Ra-226 (Bq/L)	0.37	RF	RF	0,0070	RF	RF	0,0070	RF	0,0040	RF	RF	0,0040	RF
pH low	≥6.0	7,6	8,0	7,7	7,9	8,0	8,0	7,8	7,9	8,0	8,0	8,0	7,8
pH high	≤9.5	8,1	8,2	8,2	8,1	8,1	8,2	8,2	8,1	8,2	8,1	8,2	8,2
Flow (m^3/month)	—	121 063	111 674	118 978	350 052	569 296	1 323 974	188 136	245 623	290 271	186 394	181 165	158 312
Rainbow Trout	Pass	1	1	1	1	1	1	1	1	1	1	1	1
Acute Lethality Test	Fail	0	0	0	0	0	0	0	0	0	0	0	0
Daphnia magna	Pass	1	1	1	1	1	1	1	1	1	1	1	1
Monitoring Test	Fail	0	0	0	0	0	0	0	0	0	0	0	0

Comments:

NOTES:
ND: No Deposit **RF:** Reduced Frequency **NCU:** No Cyanide Used **Pass:** ≤50% Mortality **Fail:** >50% Mortality **— :** No data reported
Highlighted data indicate that a monthly effluent quality standard was exceeded for that month.
A "Pass" for the *Daphnia magna* monitoring test is not a requirement.

METAL MINING EFFLUENT REGULATIONS (MMER)
2015 EFFLUENT COMPLIANCE

MINE/MILL NAME	Mary River Project
OPERATOR NAME	Baffinland Iron Mines
PRODUCT(S)	Iron ore
ADDRESS	2275 Upper Middle Road East, Suite 300,Oakville,Ontario L6H 0C3
EFFLUENT DISCHARGE POINT	MS-08

PARAMETERS	LIMITS	JAN.	FEB.	MAR.	APRIL	MAY	JUNE	JULY	AUG.	SEP.	OCT.	NOV.	DEC.
As (mg/L)	0.5	-	-	-	-	-	-	0,0002	0,0001	ND	ND	ND	ND
Cu (mg/L)	0.3	-	-	-	-	-	-	0,0010	0,0013	ND	ND	ND	ND
CN (mg/L)	1.0	-	-	-	-	-	-	NCU	NCU	ND	ND	ND	ND
Pb (mg/L)	0.2	-	-	-	-	-	-	0,0005	0,0002	ND	ND	ND	ND
Ni (mg/L)	0.5	-	-	-	-	-	-	0,0116	0,0226	ND	ND	ND	ND
Zn (mg/L)	0.5	-	-	-	-	-	-	0,0027	0,0033	ND	ND	ND	ND
TSS (mg/L)	15	-	-	-	-	-	-	11,03	7,20	ND	ND	ND	ND
Ra-226 (Bq/L)	0.37	-	-	-	-	-	-	0,0090	0,0105	ND	ND	ND	ND
pH low	≥6.0	-	-	-	-	-	-	7,1	7,4	ND	ND	ND	ND
pH high	≤9.5	-	-	-	-	-	-	7,9	7,8	ND	ND	ND	ND
Flow (m^3/month)	—	-	-	-	-	-	-	1 087	1 130	ND	ND	ND	ND
Rainbow Trout	Pass	-	-	-	-	-	-	2	1	ND	ND	ND	ND
Acute Lethality Test	Fail	-	-	-	-	-	-	0	0	ND	ND	ND	ND
Daphnia magna	Pass	-	-	-	-	-	-	2	1	ND	ND	ND	ND
Monitoring Test	Fail	-	-	-	-	-	-	0	0	ND	ND	ND	ND

Comments: This mine became subject to MMER in July 2015 and this final discharge point was activated in July, 2015.

NOTES:
ND: No Deposit **RF:** Reduced Frequency **NCU:** No Cyanide Used **Pass:** ≤50% Mortality **Fail:** >50% Mortality **— :** No data reported
Highlighted data indicate that a monthly effluent quality standard was exceeded for that month.
A "Pass" for the *Daphnia magna* monitoring test is not a requirement.

METAL MINING EFFLUENT REGULATIONS (MMER)
2015 EFFLUENT COMPLIANCE

MINE/MILL NAME	Matagami (Mine)
OPERATOR NAME	Glencore Canada Corporation
PRODUCT(S)	Zinc, copper
ADDRESS	500 Industriel Boulevard, Matagami, Quebec J0Y 2A0
EFFLUENT DISCHARGE POINT	Effluent final (WLD)

PARAMETERS	LIMITS	JAN.	FEB.	MAR.	APRIL	MAY	JUNE	JULY	AUG.	SEP.	OCT.	NOV.	DEC.
As (mg/L)	0.5	0,0008	0,0008	0,0006	0,0008	0,0015	0,0014	0,0014	0,0014	0,0014	0,0016	0,0009	0,0008
Cu (mg/L)	0.3	0,0018	0,0021	0,0038	0,0040	0,0065	0,0030	0,0032	0,0023	0,0034	0,0023	0,0033	0,0037
CN (mg/L)	1.0	NCU	NCU	NCU	NCU	NCU	NCU	NCU	NCU	NCU	NCU	NCU	NCU
Pb (mg/L)	0.2	0,0005	0,0024	0,0043	0,0008	0,0018	0,0006	0,0014	0,0005	0,0006	0,0005	0,0005	0,0018
Ni (mg/L)	0.5	0,0005	0,0005	0,0005	0,0007	0,0006	0,0005	0,0028	0,0005	0,0008	0,0005	0,0005	0,0008
Zn (mg/L)	0.5	0,0143	0,0098	0,0230	0,0468	0,1268	0,0355	0,0200	0,0155	0,0144	0,0255	0,0373	0,0412
TSS (mg/L)	15	1,88	1,75	23,38	5,00	4,25	1,00	1,00	0,75	1,30	0,75	0,75	2,30
Ra-226 (Bq/L)	0.37	RF	0,0010	RF	RF	0,0010	RF	0,0010	RF	RF	0,0010	RF	RF
pH low	≥6.0	8,8	8,8	8,8	8,4	7,4	7,7	7,2	7,1	7,4	8,7	8,8	8,8
pH high	≤9.5	9,2	8,9	9,3	8,9	9,0	9,0	8,9	9,1	8,9	8,9	9,1	9,2
Flow (m^3/month)	—	571 540	531 564	741 220	2 141 636	2 470 382	1 117 464	907 748	836 857	858 016	984 156	1 070 098	874 772
Rainbow Trout	Pass	1	1	1	1	1	1	1	1	1	1	1	1
Acute Lethality Test	Fail	0	0	0	0	0	0	0	0	0	0	0	0
Daphnia magna	Pass	1	1	1	1	1	1	1	1	1	1	1	1
Monitoring Test	Fail	0	0	0	0	0	0	0	0	0	0	0	0

Comments:

NOTES:
ND: No Deposit **RF:** Reduced Frequency **NCU:** No Cyanide Used **Pass:** ≤50% Mortality **Fail:** >50% Mortality **— :** No data reported
Highlighted data indicate that a monthly effluent quality standard was exceeded for that month.
A "Pass" for the *Daphnia magna* monitoring test is not a requirement.

METAL MINING EFFLUENT REGULATIONS (MMER)
2015 EFFLUENT COMPLIANCE

MINE/MILL NAME	McAlpine Mill Site
OPERATOR NAME	SMC (Canada) Limited
PRODUCT(S)	Gold, silver, platinum, palladium
ADDRESS	Lot 4, Concession 4, P.O. Box 710, Coleman Road, Cobalt, Ontario P0J 1C0
EFFLUENT DISCHARGE POINT	Polishing Pond

PARAMETERS	LIMITS	JAN.	FEB.	MAR.	APRIL	MAY	JUNE	JULY	AUG.	SEP.	OCT.	NOV.	DEC.
As (mg/L)	0.5	0,0600	0,0850	0,1560	0,1350	0,0250	0,0400	0,0425	0,0554	0,0732	0,0500	0,1632	0,0845
Cu (mg/L)	0.3	0,0025	0,0054	0,0036	0,0054	0,0044	0,0057	0,0071	0,0040	0,0064	0,0015	0,0041	0,0086
CN (mg/L)	1.0	NCU	NCU	NCU	NCU	NCU	NCU	NCU	NCU	NCU	NCU	NCU	NCU
Pb (mg/L)	0.2	0,0035	0,0035	0,0035	0,0035	0,0035	0,0048	0,0035	0,0035	0,0026	0,0035	0,0029	0,0026
Ni (mg/L)	0.5	0,0225	0,0113	0,0104	0,0178	0,0073	0,0042	0,0030	0,0020	0,0021	0,0020	0,0020	0,0173
Zn (mg/L)	0.5	0,0013	0,0010	0,0026	0,0035	0,0020	0,0018	0,0018	0,0130	0,0027	0,0010	0,0064	0,0020
TSS (mg/L)	15	2,00	1,25	1,20	4,00	1,50	2,00	1,50	1,50	1,67	2,00	2,00	1,50
Ra-226 (Bq/L)	0.37	RF	0,0050	RF	RF	0,0050	RF	RF	0,0050	RF	RF	0,0050	RF
pH low	≥6.0	7,9	7,9	7,8	8,4	8,0	7,8	7,7	8,3	8,0	8,3	8,1	7,9
pH high	≤9.5	8,2	8,4	8,4	8,9	8,3	8,2	8,2	8,4	8,2	8,3	8,3	8,4
Flow (m^3/month)	—	54 330	29 890	24 950	297 875	116 640	26 364	12 768	2 462	4 634	3 281	44 665	204 038
Rainbow Trout	Pass	-	1	-	-	1	-	-	1	-	-	1	-
Acute Lethality Test	Fail	-	0	-	-	0	-	-	0	-	-	0	-
Daphnia magna	Pass	1	1	1	1	2	1	1	1	1	-	1	1
Monitoring Test	Fail	0	0	0	1	0	0	0	0	0	-	0	0

Comments: The company reported that acute lethality testing was under "normal frequency" for the months of January, March, April, June, July, September, October and December, indicating that testing was required for these months.

NOTES:
ND: No Deposit **RF:** Reduced Frequency **NCU:** No Cyanide Used **Pass:** ≤50% Mortality **Fail:** >50% Mortality **— :** No data reported

Highlighted data indicate that a monthly effluent quality standard was exceeded for that month.

A "Pass" for the *Daphnia magna* monitoring test is not a requirement.

METAL MINING EFFLUENT REGULATIONS (MMER)
2015 EFFLUENT COMPLIANCE

MINE/MILL NAME	McArthur River Operation
OPERATOR NAME	Cameco Corporation
PRODUCT(S)	Uranium
ADDRESS	2121-11th Street West, Saskatoon, Saskatchewan S7M 1J3
EFFLUENT DISCHARGE POINT	Station 2.1

PARAMETERS	LIMITS	JAN.	FEB.	MAR.	APRIL	MAY	JUNE	JULY	AUG.	SEP.	OCT.	NOV.	DEC.
As (mg/L)	0.5	0,0008	0,0009	0,0008	0,0022	0,0012	0,0009	0,0012	0,0010	0,0005	0,0004	0,0007	0,0010
Cu (mg/L)	0.3	0,0009	0,0011	0,0010	0,0011	0,0008	0,0008	0,0006	0,0005	0,0005	0,0005	0,0008	0,0010
CN (mg/L)	1.0	NCU	NCU	NCU	NCU	NCU	NCU	NCU	NCU	NCU	NCU	NCU	NCU
Pb (mg/L)	0.2	0,0001	0,0001	0,0001	0,0001	0,0001	0,0001	0,0001	0,0001	0,0001	0,0001	0,0001	0,0001
Ni (mg/L)	0.5	0,0013	0,0015	0,0013	0,0013	0,0012	0,0011	0,0011	0,0009	0,0010	0,0012	0,0016	0,0015
Zn (mg/L)	0.5	0,0015	0,0018	0,0011	0,0017	0,0012	0,0022	0,0032	0,0018	0,0018	0,0024	0,0016	0,0017
TSS (mg/L)	15	0,50	0,63	0,50	0,50	0,50	0,60	1,13	0,88	0,80	0,63	1,25	0,60
Ra-226 (Bq/L)	0.37	0,0325	0,0350	0,0520	0,0500	0,0575	0,0640	0,0800	0,1000	0,0900	0,0450	0,0875	0,0720
pH low	≥6.0	7,2	6,8	6,8	7,1	6,9	6,8	6,8	6,6	6,7	6,7	6,8	6,8
pH high	≤9.5	7,4	7,1	7,2	7,4	7,2	7,3	7,2	7,2	7,2	7,3	7,1	7,1
Flow (m^3/month)	—	192 710	158 640	177 290	176 120	194 190	184 100	189 284	220 004	234 982	238 810	208 892	180 844
Rainbow Trout	Pass	RF	1	RF	RF	1	RF	RF	1	RF	RF	1	RF
Acute Lethality Test	Fail	RF	0	RF	RF	0	RF	RF	0	RF	RF	0	RF
Daphnia magna	Pass	RF	1	RF	RF	1	RF	RF	1	RF	RF	1	RF
Monitoring Test	Fail	RF	0	RF	RF	0	RF	RF	0	RF	RF	0	RF

Comments:

NOTES:
ND: No Deposit **RF:** Reduced Frequency **NCU:** No Cyanide Used **Pass:** ≤50% Mortality **Fail:** >50% Mortality **— :** No data reported
Highlighted data indicate that a monthly effluent quality standard was exceeded for that month.
A "Pass" for the *Daphnia magna* monitoring test is not a requirement.

METAL MINING EFFLUENT REGULATIONS (MMER)
2015 EFFLUENT COMPLIANCE

MINE/MILL NAME	McArthur River Operation
OPERATOR NAME	Cameco Corporation
PRODUCT(S)	Uranium
ADDRESS	2121-11th Street West, Saskatoon, Saskatchewan S7M 1J3
EFFLUENT DISCHARGE POINT	Station 2.1B

PARAMETERS	LIMITS	JAN.	FEB.	MAR.	APRIL	MAY	JUNE	JULY	AUG.	SEP.	OCT.	NOV.	DEC.
As (mg/L)	0.5	ND	ND	ND	ND	ND	ND	ND	ND	ND	ND	ND	ND
Cu (mg/L)	0.3	ND	ND	ND	ND	ND	ND	ND	ND	ND	ND	ND	ND
CN (mg/L)	1.0	ND	ND	ND	ND	ND	ND	ND	ND	ND	ND	ND	ND
Pb (mg/L)	0.2	ND	ND	ND	ND	ND	ND	ND	ND	ND	ND	ND	ND
Ni (mg/L)	0.5	ND	ND	ND	ND	ND	ND	ND	ND	ND	ND	ND	ND
Zn (mg/L)	0.5	ND	ND	ND	ND	ND	ND	ND	ND	ND	ND	ND	ND
TSS (mg/L)	15	ND	ND	ND	ND	ND	ND	ND	ND	ND	ND	ND	ND
Ra-226 (Bq/L)	0.37	ND	ND	ND	ND	ND	ND	ND	ND	ND	ND	ND	ND
pH low	≥6.0	ND	ND	ND	ND	ND	ND	ND	ND	ND	ND	ND	ND
pH high	≤9.5	ND	ND	ND	ND	ND	ND	ND	ND	ND	ND	ND	ND
Flow (m^3/month)	—	ND	ND	ND	ND	ND	ND	ND	ND	ND	ND	ND	ND
Rainbow Trout	Pass	ND	ND	ND	ND	ND	ND	ND	ND	ND	ND	ND	ND
Acute Lethality Test	Fail	ND	ND	ND	ND	ND	ND	ND	ND	ND	ND	ND	ND
Daphnia magna	Pass	ND	ND	ND	ND	ND	ND	ND	ND	ND	ND	ND	ND
Monitoring Test	Fail	ND	ND	ND	ND	ND	ND	ND	ND	ND	ND	ND	ND

Comments:

NOTES:
ND: No Deposit **RF:** Reduced Frequency **NCU:** No Cyanide Used **Pass:** ≤50% Mortality **Fail:** >50% Mortality **— :** No data reported
Highlighted data indicate that a monthly effluent quality standard was exceeded for that month.
A "Pass" for the *Daphnia magna* monitoring test is not a requirement.

METAL MINING EFFLUENT REGULATIONS (MMER)
2015 EFFLUENT COMPLIANCE

MINE/MILL NAME	McArthur River Operation
OPERATOR NAME	Cameco Corporation
PRODUCT(S)	Uranium
ADDRESS	2121-11th Street West, Saskatoon, Saskatchewan S7M 1J3
EFFLUENT DISCHARGE POINT	Station 2.7

PARAMETERS	LIMITS	JAN.	FEB.	MAR.	APRIL	MAY	JUNE	JULY	AUG.	SEP.	OCT.	NOV.	DEC.
As (mg/L)	0.5	0,0001	0,0001	0,0001	0,0001	0,0001	0,0001	0,0001	ND	ND	ND	0,0001	0,0001
Cu (mg/L)	0.3	0,0029	0,0002	0,0001	0,0001	0,0001	0,0001	0,0001	ND	ND	ND	0,0001	0,0002
CN (mg/L)	1.0	NCU	NCU	NCU	NCU	NCU	NCU	NCU	ND	ND	ND	NCU	NCU
Pb (mg/L)	0.2	0,0001	0,0001	0,0001	0,0001	0,0001	0,0001	0,0001	ND	ND	ND	0,0001	0,0001
Ni (mg/L)	0.5	0,0017	0,0014	0,0013	0,0012	0,0012	0,0012	0,0013	ND	ND	ND	0,0015	0,0015
Zn (mg/L)	0.5	0,0383	0,0475	0,0326	0,0165	0,0138	0,0172	0,0145	ND	ND	ND	0,0500	0,0436
TSS (mg/L)	15	0,50	0,50	0,50	0,63	0,50	0,60	1,25	ND	ND	ND	0,50	0,90
Ra-226 (Bq/L)	0.37	0,1150	0,1175	0,1060	0,0925	0,1075	0,1100	0,1000	ND	ND	ND	0,1400	0,1200
pH low	≥6.0	7,1	6,9	6,6	7,1	6,8	6,9	7,1	ND	ND	ND	6,9	6,8
pH high	≤9.5	7,3	7,0	7,1	7,4	7,2	7,3	7,2	ND	ND	ND	6,9	7,0
Flow (m^3/month)	—	18 451	18 648	18 907	16 919	14 658	15 607	9 582	ND	ND	ND	3 430	17 477
Rainbow Trout	Pass	RF	1	RF	RF	1	RF	RF	ND	ND	ND	RF	1
Acute Lethality Test	Fail	RF	0	RF	RF	0	RF	RF	ND	ND	ND	RF	0
Daphnia magna	Pass	RF	1	RF	RF	1	RF	RF	ND	ND	ND	RF	1
Monitoring Test	Fail	RF	0	RF	RF	0	RF	RF	ND	ND	ND	RF	0

Comments: No acute lethality test results were provided for the third quarter.

NOTES:
ND: No Deposit **RF:** Reduced Frequency **NCU:** No Cyanide Used **Pass:** ≤50% Mortality **Fail:** >50% Mortality **— :** No data reported
Highlighted data indicate that a monthly effluent quality standard was exceeded for that month.
A "Pass" for the *Daphnia magna* monitoring test is not a requirement.

METAL MINING EFFLUENT REGULATIONS (MMER)
2015 EFFLUENT COMPLIANCE

MINE/MILL NAME	McClean Lake Operation
OPERATOR NAME	Areva Resources Canada Incorporated
PRODUCT(S)	Uranium
ADDRESS	P.O. Box 9204, 817-45th Street West, Saskatoon, Saskatchewan S7K 3X5
EFFLUENT DISCHARGE POINT	CM01-B

PARAMETERS	LIMITS	JAN.	FEB.	MAR.	APRIL	MAY	JUNE	JULY	AUG.	SEP.	OCT.	NOV.	DEC.
As (mg/L)	0.5	0,0009	0,0010	0,0013	0,0028	0,0028	0,0016	0,0035	0,0044	0,0029	0,0055	0,0068	0,0083
Cu (mg/L)	0.3	0,0006	0,0010	0,0012	0,0023	0,0028	0,0021	0,0018	0,0021	0,0018	0,0030	0,0052	0,0036
CN (mg/L)	1.0	NCU	NCU	NCU	NCU	NCU	NCU	NCU	NCU	NCU	NCU	NCU	NCU
Pb (mg/L)	0.2	0,0005	0,0005	0,0004	0,0005	0,0005	0,0004	0,0005	0,0005	0,0004	0,0005	0,0005	0,0004
Ni (mg/L)	0.5	0,0268	0,0245	0,0265	0,0233	0,0195	0,0247	0,0228	0,0300	0,0244	0,0208	0,0198	0,0174
Zn (mg/L)	0.5	0,0020	0,0020	0,0025	0,0023	0,0048	0,0029	0,0093	0,0042	0,0021	0,0024	0,0023	0,0019
TSS (mg/L)	15	0,63	0,63	0,50	0,50	1,00	1,17	0,63	0,70	0,70	0,63	1,70	1,40
Ra-226 (Bq/L)	0.37	0,0078	0,0101	0,0062	0,0110	0,0093	0,0058	0,0038	0,0057	0,0034	0,0025	0,0062	0,0043
pH low	≥6.0	7,1	7,3	7,0	7,2	7,0	7,1	7,2	7,2	7,1	7,2	7,1	6,9
pH high	≤9.5	7,3	7,5	7,4	7,5	7,4	7,5	7,4	7,4	7,4	7,6	7,6	8,9
Flow (m^3/month)	—	79 702	81 573	101 771	106 402	108 075	88 113	106 945	89 267	60 348	96 473	85 721	97 653
Rainbow Trout	Pass	RF	RF	1	RF	RF	1	RF	1	RF	RF	RF	1
Acute Lethality Test	Fail	RF	RF	0	RF	RF	0	RF	0	RF	RF	RF	0
Daphnia magna	Pass	RF	RF	1	RF	RF	1	RF	1	RF	RF	RF	1
Monitoring Test	Fail	RF	RF	0	RF	RF	0	RF	0	RF	RF	RF	0

Comments:

NOTES:
ND: No Deposit **RF:** Reduced Frequency **NCU:** No Cyanide Used **Pass:** ≤50% Mortality **Fail:** >50% Mortality **— :** No data reported
Highlighted data indicate that a monthly effluent quality standard was exceeded for that month.
A "Pass" for the *Daphnia magna* monitoring test is not a requirement.

METAL MINING EFFLUENT REGULATIONS (MMER)
2015 EFFLUENT COMPLIANCE

MINE/MILL NAME	McClean Lake Operation
OPERATOR NAME	Areva Resources Canada Incorporated
PRODUCT(S)	Uranium
ADDRESS	P.O. Box 9204, 817-45th Street West, Saskatoon, Saskatchewan S7K 3X5
EFFLUENT DISCHARGE POINT	CM03

PARAMETERS	LIMITS	JAN.	FEB.	MAR.	APRIL	MAY	JUNE	JULY	AUG.	SEP.	OCT.	NOV.	DEC.
As (mg/L)	0.5	ND	ND	ND	ND	ND	ND	ND	ND	ND	ND	ND	ND
Cu (mg/L)	0.3	ND	ND	ND	ND	ND	ND	ND	ND	ND	ND	ND	ND
CN (mg/L)	1.0	ND	ND	ND	ND	ND	ND	ND	ND	ND	ND	ND	ND
Pb (mg/L)	0.2	ND	ND	ND	ND	ND	ND	ND	ND	ND	ND	ND	ND
Ni (mg/L)	0.5	ND	ND	ND	ND	ND	ND	ND	ND	ND	ND	ND	ND
Zn (mg/L)	0.5	ND	ND	ND	ND	ND	ND	ND	ND	ND	ND	ND	ND
TSS (mg/L)	15	ND	ND	ND	ND	ND	ND	ND	ND	ND	ND	ND	ND
Ra-226 (Bq/L)	0.37	ND	ND	ND	ND	ND	ND	ND	ND	ND	ND	ND	ND
pH low	≥6.0	ND	ND	ND	ND	ND	ND	ND	ND	ND	ND	ND	ND
pH high	≤9.5	ND	ND	ND	ND	ND	ND	ND	ND	ND	ND	ND	ND
Flow (m^3/month)	—	ND	ND	ND	ND	ND	ND	ND	ND	ND	ND	ND	ND
Rainbow Trout	Pass	ND	ND	ND	ND	ND	ND	ND	ND	ND	ND	ND	ND
Acute Lethality Test	Fail	ND	ND	ND	ND	ND	ND	ND	ND	ND	ND	ND	ND
Daphnia magna	Pass	ND	ND	ND	ND	ND	ND	ND	ND	ND	ND	ND	ND
Monitoring Test	Fail	ND	ND	ND	ND	ND	ND	ND	ND	ND	ND	ND	ND

Comments:

NOTES:
ND: No Deposit **RF:** Reduced Frequency **NCU:** No Cyanide Used **Pass:** ≤50% Mortality **Fail:** >50% Mortality **— :** No data reported
Highlighted data indicate that a monthly effluent quality standard was exceeded for that month.
A "Pass" for the *Daphnia magna* monitoring test is not a requirement.

METAL MINING EFFLUENT REGULATIONS (MMER)
2015 EFFLUENT COMPLIANCE

MINE/MILL NAME	McClean Lake Operation
OPERATOR NAME	Areva Resources Canada Incorporated
PRODUCT(S)	Uranium
ADDRESS	P.O. Box 9204, 817-45th Street West, Saskatoon, Saskatchewan S7K 3X5
EFFLUENT DISCHARGE POINT	SC01

PARAMETERS	LIMITS	JAN.	FEB.	MAR.	APRIL	MAY	JUNE	JULY	AUG.	SEP.	OCT.	NOV.	DEC.
As (mg/L)	0.5	ND	ND	ND	ND	ND	0,0079	0,0062	0,0078	0,0086	0,0050	ND	ND
Cu (mg/L)	0.3	ND	ND	ND	ND	ND	0,0004	0,0005	0,0004	0,0004	0,0005	ND	ND
CN (mg/L)	1.0	ND	ND	ND	ND	ND	NCU	NCU	NCU	NCU	NCU	ND	ND
Pb (mg/L)	0.2	ND	ND	ND	ND	ND	0,0004	0,0006	0,0004	0,0004	0,0005	ND	ND
Ni (mg/L)	0.5	ND	ND	ND	ND	ND	0,0443	0,0237	0,0324	0,0470	0,0417	ND	ND
Zn (mg/L)	0.5	ND	ND	ND	ND	ND	0,0009	0,0036	0,0009	0,0006	0,0010	ND	ND
TSS (mg/L)	15	ND	ND	ND	ND	ND	0,88	0,50	0,50	0,50	0,50	ND	ND
Ra-226 (Bq/L)	0.37	ND	ND	ND	ND	ND	0,0025	0,0031	0,0038	0,0051	0,0025	ND	ND
pH low	≥6.0	ND	ND	ND	ND	ND	7,1	6,7	6,5	6,8	6,9	ND	ND
pH high	≤9.5	ND	ND	ND	ND	ND	7,3	7,3	7,4	7,3	7,3	ND	ND
Flow (m^3/month)	—	ND	ND	ND	ND	ND	58 985	103 583	150 457	138 279	83 989	ND	ND
Rainbow Trout	Pass	ND	ND	ND	ND	ND	1	RF	1	RF	1	ND	ND
Acute Lethality Test	Fail	ND	ND	ND	ND	ND	0	RF	0	RF	0	ND	ND
Daphnia magna	Pass	ND	ND	ND	ND	ND	1	RF	1	RF	1	ND	ND
Monitoring Test	Fail	ND	ND	ND	ND	ND	0	RF	0	RF	0	ND	ND

Comments:

NOTES:
ND: No Deposit **RF:** Reduced Frequency **NCU:** No Cyanide Used **Pass:** ≤50% Mortality **Fail:** >50% Mortality **— :** No data reported
Highlighted data indicate that a monthly effluent quality standard was exceeded for that month.
A "Pass" for the *Daphnia magna* monitoring test is not a requirement.

METAL MINING EFFLUENT REGULATIONS (MMER)
2015 EFFLUENT COMPLIANCE

MINE/MILL NAME	McClean Lake Operation
OPERATOR NAME	Areva Resources Canada Incorporated
PRODUCT(S)	Uranium
ADDRESS	P.O. Box 9204, 817-45th Street West, Saskatoon, Saskatchewan S7K 3X5
EFFLUENT DISCHARGE POINT	SP01

PARAMETERS	LIMITS	JAN.	FEB.	MAR.	APRIL	MAY	JUNE	JULY	AUG.	SEP.	OCT.	NOV.	DEC.
As (mg/L)	0.5	ND	ND	ND	ND	ND	ND	ND	ND	ND	ND	ND	ND
Cu (mg/L)	0.3	ND	ND	ND	ND	ND	ND	ND	ND	ND	ND	ND	ND
CN (mg/L)	1.0	ND	ND	ND	ND	ND	ND	ND	ND	ND	ND	ND	ND
Pb (mg/L)	0.2	ND	ND	ND	ND	ND	ND	ND	ND	ND	ND	ND	ND
Ni (mg/L)	0.5	ND	ND	ND	ND	ND	ND	ND	ND	ND	ND	ND	ND
Zn (mg/L)	0.5	ND	ND	ND	ND	ND	ND	ND	ND	ND	ND	ND	ND
TSS (mg/L)	15	ND	ND	ND	ND	ND	ND	ND	ND	ND	ND	ND	ND
Ra-226 (Bq/L)	0.37	ND	ND	ND	ND	ND	ND	ND	ND	ND	ND	ND	ND
pH low	≥6.0	ND	ND	ND	ND	ND	ND	ND	ND	ND	ND	ND	ND
pH high	≤9.5	ND	ND	ND	ND	ND	ND	ND	ND	ND	ND	ND	ND
Flow (m^3/month)	—	ND	ND	ND	ND	ND	ND	ND	ND	ND	ND	ND	ND
Rainbow Trout	Pass	ND	ND	ND	ND	ND	ND	ND	ND	ND	ND	ND	ND
Acute Lethality Test	Fail	ND	ND	ND	ND	ND	ND	ND	ND	ND	ND	ND	ND
Daphnia magna	Pass	ND	ND	ND	ND	ND	ND	ND	ND	ND	ND	ND	ND
Monitoring Test	Fail	ND	ND	ND	ND	ND	ND	ND	ND	ND	ND	ND	ND

Comments:

NOTES:
ND: No Deposit **RF:** Reduced Frequency **NCU:** No Cyanide Used **Pass:** ≤50% Mortality **Fail:** >50% Mortality **— :** No data reported
Highlighted data indicate that a monthly effluent quality standard was exceeded for that month.
A "Pass" for the *Daphnia magna* monitoring test is not a requirement.

METAL MINING EFFLUENT REGULATIONS (MMER)
2015 EFFLUENT COMPLIANCE

MINE/MILL NAME	McWatters Mine
OPERATOR NAME	Northern Sun Mining Corporation
PRODUCT(S)	Nickel
ADDRESS	P.O. Box 5114, South Porcupine, Ontario P0N 1H0
EFFLUENT DISCHARGE POINT	MWD-2

PARAMETERS	LIMITS	JAN.	FEB.	MAR.	APRIL	MAY	JUNE	JULY	AUG.	SEP.	OCT.	NOV.	DEC.
As (mg/L)	0.5	ND	ND	ND	ND	ND	ND	ND	ND	ND	ND	ND	ND
Cu (mg/L)	0.3	ND	ND	ND	ND	ND	ND	ND	ND	ND	ND	ND	ND
CN (mg/L)	1.0	ND	ND	ND	ND	ND	ND	ND	ND	ND	ND	ND	ND
Pb (mg/L)	0.2	ND	ND	ND	ND	ND	ND	ND	ND	ND	ND	ND	ND
Ni (mg/L)	0.5	ND	ND	ND	ND	ND	ND	ND	ND	ND	ND	ND	ND
Zn (mg/L)	0.5	ND	ND	ND	ND	ND	ND	ND	ND	ND	ND	ND	ND
TSS (mg/L)	15	ND	ND	ND	ND	ND	ND	ND	ND	ND	ND	ND	ND
Ra-226 (Bq/L)	0.37	ND	ND	ND	ND	ND	ND	ND	ND	ND	ND	ND	ND
pH low	≥6.0	ND	ND	ND	ND	ND	ND	ND	ND	ND	ND	ND	ND
pH high	≤9.5	ND	ND	ND	ND	ND	ND	ND	ND	ND	ND	ND	ND
Flow (m^3/month)	—	ND	ND	ND	ND	ND	ND	ND	ND	ND	ND	ND	ND
Rainbow Trout	Pass	ND	ND	ND	ND	ND	ND	ND	ND	ND	ND	ND	ND
Acute Lethality Test	Fail	ND	ND	ND	ND	ND	ND	ND	ND	ND	ND	ND	ND
Daphnia magna	Pass	ND	ND	ND	ND	ND	ND	ND	ND	ND	ND	ND	ND
Monitoring Test	Fail	ND	ND	ND	ND	ND	ND	ND	ND	ND	ND	ND	ND

Comments:

NOTES:
ND: No Deposit **RF:** Reduced Frequency **NCU:** No Cyanide Used **Pass:** ≤50% Mortality **Fail:** >50% Mortality **— :** No data reported
Highlighted data indicate that a monthly effluent quality standard was exceeded for that month.
A "Pass" for the *Daphnia magna* monitoring test is not a requirement.

METAL MINING EFFLUENT REGULATIONS (MMER)
2015 EFFLUENT COMPLIANCE

MINE/MILL NAME	Meadowbank Mine
OPERATOR NAME	Agnico-Eagle Mines Limited
PRODUCT(S)	Gold
ADDRESS	P.O. Box 540, Baker Lake, Nunavut X0C 0A0
EFFLUENT DISCHARGE POINT	East Dike Discharge

PARAMETERS	LIMITS	JAN.	FEB.	MAR.	APRIL	MAY	JUNE	JULY	AUG.	SEP.	OCT.	NOV.	DEC.
As (mg/L)	0.5	0,0026	0,0003	0,0101	0,0003	0,0003	0,0003	ND	0,0042	0,0003	0,0058	0,0063	0,0095
Cu (mg/L)	0.3	0,0009	0,0012	0,0009	0,0019	0,0010	0,0009	ND	0,0005	0,0006	0,0007	0,0056	0,0029
CN (mg/L)	1.0	0,0025	0,0025	0,0025	0,0025	0,0025	0,0025	ND	0,0025	0,0025	0,0025	0,0025	0,0025
Pb (mg/L)	0.2	0,0002	0,0002	0,0002	0,0002	0,0015	0,0005	ND	0,0055	0,0033	0,0003	0,0002	0,0002
Ni (mg/L)	0.5	0,0005	0,0006	0,0004	0,0009	0,0005	0,0040	ND	0,0024	0,0009	0,0004	0,0003	0,0009
Zn (mg/L)	0.5	0,0019	0,0120	0,0053	0,0029	0,0043	0,0010	ND	0,0066	0,0017	0,0010	0,0036	0,0115
TSS (mg/L)	15	7,00	8,25	3,70	6,50	1,50	12,00	ND	2,13	3,50	3,00	5,25	6,50
Ra-226 (Bq/L)	0.37	0,0010	0,0013	0,0010	0,0010	0,0010	0,0040	ND	0,0010	0,0014	0,0015	0,0010	0,0020
pH low	≥6.0	6,4	7,1	6,9	6,8	6,9	7,2	ND	7,0	7,1	6,9	7,3	6,6
pH high	≤9.5	7,5	7,4	7,9	7,6	7,7	8,6	ND	8,0	8,0	8,8	8,0	8,4
Flow (m^3/month)	—	15 269	12 729	15 526	16 918	12 755	7 521	ND	14 586	18 792	18 959	15 917	15 211
Rainbow Trout	Pass	1	1	1	1	1	1	ND	1	1	1	1	1
Acute Lethality Test	Fail	0	0	0	0	0	0	ND	0	0	0	0	0
Daphnia magna	Pass	1	1	1	1	1	1	ND	1	1	1	1	1
Monitoring Test	Fail	0	0	0	0	0	0	ND	0	0	0	0	0

Comments:

NOTES:
ND: No Deposit **RF:** Reduced Frequency **NCU:** No Cyanide Used **Pass:** ≤50% Mortality **Fail:** >50% Mortality **— :** No data reported
Highlighted data indicate that a monthly effluent quality standard was exceeded for that month.
A "Pass" for the *Daphnia magna* monitoring test is not a requirement.

METAL MINING EFFLUENT REGULATIONS (MMER)
2015 EFFLUENT COMPLIANCE

MINE/MILL NAME	Meadowbank Mine
OPERATOR NAME	Agnico-Eagle Mines Limited
PRODUCT(S)	Gold
ADDRESS	P.O. Box 540, Baker Lake, Nunavut X0C 0A0
EFFLUENT DISCHARGE POINT	Vault Discharge

PARAMETERS	LIMITS	JAN.	FEB.	MAR.	APRIL	MAY	JUNE	JULY	AUG.	SEP.	OCT.	NOV.	DEC.
As (mg/L)	0.5	ND	ND	ND	ND	ND	ND	0,0003	0,0033	0,0003	ND	ND	ND
Cu (mg/L)	0.3	ND	ND	ND	ND	ND	ND	0,0021	0,0020	0,0027	ND	ND	ND
CN (mg/L)	1.0	ND	ND	ND	ND	ND	ND	0,0025	0,0025	0,0025	ND	ND	ND
Pb (mg/L)	0.2	ND	ND	ND	ND	ND	ND	0,0002	0,0044	0,0048	ND	ND	ND
Ni (mg/L)	0.5	ND	ND	ND	ND	ND	ND	0,0036	0,0034	0,0024	ND	ND	ND
Zn (mg/L)	0.5	ND	ND	ND	ND	ND	ND	0,0006	0,0015	0,0005	ND	ND	ND
TSS (mg/L)	15	ND	ND	ND	ND	ND	ND	3,75	1,75	5,50	ND	ND	ND
Ra-226 (Bq/L)	0.37	ND	ND	ND	ND	ND	ND	0,0045	0,0085	0,0040	ND	ND	ND
pH low	≥6.0	ND	ND	ND	ND	ND	ND	6,6	6,9	7,4	ND	ND	ND
pH high	≤9.5	ND	ND	ND	ND	ND	ND	7,7	8,0	7,7	ND	ND	ND
Flow (m^3/month)	—	ND	ND	ND	ND	ND	ND	398 490	547 986	118 957	ND	ND	ND
Rainbow Trout	Pass	ND	ND	ND	ND	ND	ND	1	1	1	ND	ND	ND
Acute Lethality Test	Fail	ND	ND	ND	ND	ND	ND	0	0	0	ND	ND	ND
Daphnia magna	Pass	ND	ND	ND	ND	ND	ND	1	1	1	ND	ND	ND
Monitoring Test	Fail	ND	ND	ND	ND	ND	ND	0	0	0	ND	ND	ND

Comments:

NOTES:
ND: No Deposit **RF:** Reduced Frequency **NCU:** No Cyanide Used **Pass:** ≤50% Mortality **Fail:** >50% Mortality **— :** No data reported
Highlighted data indicate that a monthly effluent quality standard was exceeded for that month.
A "Pass" for the *Daphnia magna* monitoring test is not a requirement.

METAL MINING EFFLUENT REGULATIONS (MMER)
2015 EFFLUENT COMPLIANCE

MINE/MILL NAME	Meadowbank Mine
OPERATOR NAME	Agnico-Eagle Mines Limited
PRODUCT(S)	Gold
ADDRESS	P.O. Box 540, Baker Lake, Nunavut X0C 0A0
EFFLUENT DISCHARGE POINT	Water Treatment Plant

PARAMETERS	LIMITS	JAN.	FEB.	MAR.	APRIL	MAY	JUNE	JULY	AUG.	SEP.	OCT.	NOV.	DEC.
As (mg/L)	0.5	ND	ND	ND	ND	ND	ND	ND	ND	ND	ND	ND	ND
Cu (mg/L)	0.3	ND	ND	ND	ND	ND	ND	ND	ND	ND	ND	ND	ND
CN (mg/L)	1.0	ND	ND	ND	ND	ND	ND	ND	ND	ND	ND	ND	ND
Pb (mg/L)	0.2	ND	ND	ND	ND	ND	ND	ND	ND	ND	ND	ND	ND
Ni (mg/L)	0.5	ND	ND	ND	ND	ND	ND	ND	ND	ND	ND	ND	ND
Zn (mg/L)	0.5	ND	ND	ND	ND	ND	ND	ND	ND	ND	ND	ND	ND
TSS (mg/L)	15	ND	ND	ND	ND	ND	ND	ND	ND	ND	ND	ND	ND
Ra-226 (Bq/L)	0.37	ND	ND	ND	ND	ND	ND	ND	ND	ND	ND	ND	ND
pH low	≥6.0	ND	ND	ND	ND	ND	ND	ND	ND	ND	ND	ND	ND
pH high	≤9.5	ND	ND	ND	ND	ND	ND	ND	ND	ND	ND	ND	ND
Flow (m^3/month)	—	ND	ND	ND	ND	ND	ND	ND	ND	ND	ND	ND	ND
Rainbow Trout	Pass	ND	ND	ND	ND	ND	ND	ND	ND	ND	ND	ND	ND
Acute Lethality Test	Fail	ND	ND	ND	ND	ND	ND	ND	ND	ND	ND	ND	ND
Daphnia magna	Pass	ND	ND	ND	ND	ND	ND	ND	ND	ND	ND	ND	ND
Monitoring Test	Fail	ND	ND	ND	ND	ND	ND	ND	ND	ND	ND	ND	ND

Comments:

NOTES:
ND: No Deposit **RF:** Reduced Frequency **NCU:** No Cyanide Used **Pass:** ≤50% Mortality **Fail:** >50% Mortality **— :** No data reported
Highlighted data indicate that a monthly effluent quality standard was exceeded for that month.
A "Pass" for the *Daphnia magna* monitoring test is not a requirement.

METAL MINING EFFLUENT REGULATIONS (MMER)
2015 EFFLUENT COMPLIANCE

MINE/MILL NAME	Ming Mine
OPERATOR NAME	Rambler Metals and Mining Canada Limited
PRODUCT(S)	Copper, gold
ADDRESS	Route 418 Ming's Bight Road, Baie Verte, Newfoundland and Labrador A0K 1B0
EFFLUENT DISCHARGE POINT	Wastewater Treatment System Discharge

PARAMETERS	LIMITS	JAN.	FEB.	MAR.	APRIL	MAY	JUNE	JULY	AUG.	SEP.	OCT.	NOV.	DEC.
As (mg/L)	0.5	0,0018	0,0005	0,0005	0,0005	0,0007	0,0007	0,0005	0,0010	0,0010	0,0007	0,0007	0,0008
Cu (mg/L)	0.3	0,0604	0,0073	0,0080	0,0057	0,0112	0,0083	0,0135	0,0149	0,0144	0,0110	0,0157	0,0143
CN (mg/L)	1.0	0,0068	0,0100	0,0079	0,0049	0,0037	0,0035	0,0048	0,0026	0,0041	0,0028	0,0044	0,0048
Pb (mg/L)	0.2	0,0088	0,0009	0,0003	0,0117	0,0035	0,0025	0,0015	0,0021	0,0032	0,0010	0,0077	0,0012
Ni (mg/L)	0.5	0,0150	0,0087	0,0097	0,0153	0,0109	0,0120	0,0145	0,0103	0,0083	0,0108	0,0081	0,0087
Zn (mg/L)	0.5	0,2156	0,0731	0,0402	0,0989	0,0426	0,0859	0,1109	0,2231	0,1927	0,1470	0,1572	0,1387
TSS (mg/L)	15	5,08	4,00	2,00	2,17	4,05	2,17	3,20	1,23	0,63	2,17	0,80	1,28
Ra-226 (Bq/L)	0.37	0,0050	0,0050	0,0050	0,0050	0,0073	0,0050	0,0064	0,0050	0,0050	0,0050	0,0050	0,0050
pH low	≥6.0	7,0	7,6	7,7	7,5	7,3	7,2	7,3	6,7	7,0	7,6	3,5	7,2
pH high	≤9.5	7,9	8,4	8,0	7,8	7,4	8,2	8,5	8,3	8,6	8,1	8,3	7,9
Flow (m^3/month)	—	22 863	18 514	18 954	17 754	16 954	14 743	14 670	34 589	36 789	35 687	34 560	42 396
Rainbow Trout	Pass	1	1	1	2	1	1	1	1	1	1	1	1
Acute Lethality Test	Fail	0	0	0	0	0	0	0	0	0	0	0	0
Daphnia magna	Pass	1	1	1	2	1	1	1	1	1	1	1	1
Monitoring Test	Fail	0	0	0	0	0	0	0	0	0	0	0	0

Comments:

NOTES:
ND: No Deposit **RF:** Reduced Frequency **NCU:** No Cyanide Used **Pass:** ≤50% Mortality **Fail:** >50% Mortality **— :** No data reported
Highlighted data indicate that a monthly effluent quality standard was exceeded for that month.
A "Pass" for the *Daphnia magna* monitoring test is not a requirement.

METAL MINING EFFLUENT REGULATIONS (MMER)
2015 EFFLUENT COMPLIANCE

MINE/MILL NAME	Minto Project
OPERATOR NAME	Minto Explorations Limited
PRODUCT(S)	Copper, gold, silver
ADDRESS	P.O. Box 33174, Whitehorse, Yukon Y1A 6S1
EFFLUENT DISCHARGE POINT	Mi.W3 - Runoff Main Water Dam

PARAMETERS	LIMITS	JAN.	FEB.	MAR.	APRIL	MAY	JUNE	JULY	AUG.	SEP.	OCT.	NOV.	DEC.
As (mg/L)	0.5	0,0002	0,0003	0,0002	0,0004	0,0004	0,0003	0,0003	0,0003	0,0003	0,0003	0,0002	0,0002
Cu (mg/L)	0.3	0,0024	0,0027	0,0034	0,0169	0,0160	0,0063	0,0025	0,0031	0,0035	0,0024	0,0024	0,0024
CN (mg/L)	1.0	NCU	NCU	NCU	NCU	NCU	NCU	NCU	NCU	NCU	NCU	NCU	NCU
Pb (mg/L)	0.2	0,0001	0,0001	0,0001	0,0002	0,0001	0,0001	0,0001	0,0001	0,0001	0,0001	0,0001	0,0001
Ni (mg/L)	0.5	0,0006	0,0013	0,0010	0,0005	0,0006	0,0008	0,0005	0,0006	0,0007	0,0005	0,0005	0,0015
Zn (mg/L)	0.5	0,0025	0,0025	0,0428	0,0053	0,0052	0,0123	0,0025	0,0025	0,0025	0,0025	0,0025	0,0057
TSS (mg/L)	15	2,00	1,10	0,50	5,18	4,04	2,92	2,45	1,32	4,53	0,50	0,50	3,18
Ra-226 (Bq/L)	0.37	RF	RF	0,0050	0,0050	RF	RF	RF	0,0050	RF	0,0050	RF	RF
pH low	≥6.0	8,0	7,9	7,9	8,1	8,1	8,2	8,2	8,0	8,3	8,1	8,2	8,1
pH high	≤9.5	8,3	8,2	8,5	8,2	8,2	8,3	8,3	8,3	8,4	8,4	8,4	8,5
Flow (m^3/month)	—	11 160	5 264	6 355	218 220	156 116	9 720	10 071	10 513	10 109	10 447	10 230	9 920
Rainbow Trout	Pass	RF	RF	1	RF	RF	1	RF	1	RF	1	RF	RF
Acute Lethality Test	Fail	RF	RF	0	RF	RF	0	RF	0	RF	0	RF	RF
Daphnia magna	Pass	RF	RF	1	RF	RF	1	RF	1	RF	1	RF	RF
Monitoring Test	Fail	RF	RF	0	RF	RF	0	RF	0	RF	0	RF	RF

Comments:

NOTES:
ND: No Deposit **RF:** Reduced Frequency **NCU:** No Cyanide Used **Pass:** ≤50% Mortality **Fail:** >50% Mortality **— :** No data reported
Highlighted data indicate that a monthly effluent quality standard was exceeded for that month.
A "Pass" for the *Daphnia magna* monitoring test is not a requirement.

METAL MINING EFFLUENT REGULATIONS (MMER)
2015 EFFLUENT COMPLIANCE

MINE/MILL NAME	Monique (Project)
OPERATOR NAME	Mines Richmont Incorporé
PRODUCT(S)	Gold
ADDRESS	25 km East of Val-d'Or, Val-d'Or, Quebec J9X 4P6
EFFLUENT DISCHARGE POINT	Effluent final Monique

PARAMETERS	LIMITS	JAN.	FEB.	MAR.	APRIL	MAY	JUNE	JULY	AUG.	SEP.	OCT.	NOV.	DEC.
As (mg/L)	0.5	0,0005	ND	ND	ND	ND	ND	ND	ND	ND	ND	ND	ND
Cu (mg/L)	0.3	0,0021	ND	ND	ND	ND	ND	ND	ND	ND	ND	ND	ND
CN (mg/L)	1.0	NCU	ND	ND	ND	ND	ND	ND	ND	ND	ND	ND	ND
Pb (mg/L)	0.2	0,0002	ND	ND	ND	ND	ND	ND	ND	ND	ND	ND	ND
Ni (mg/L)	0.5	0,0036	ND	ND	ND	ND	ND	ND	ND	ND	ND	ND	ND
Zn (mg/L)	0.5	0,0020	ND	ND	ND	ND	ND	ND	ND	ND	ND	ND	ND
TSS (mg/L)	15	6,33	ND	ND	ND	ND	ND	ND	ND	ND	ND	ND	ND
Ra-226 (Bq/L)	0.37	0,0010	ND	ND	ND	ND	ND	ND	ND	ND	ND	ND	ND
pH low	≥6.0	6,4	ND	ND	ND	ND	ND	ND	ND	ND	ND	ND	ND
pH high	≤9.5	7,3	ND	ND	ND	ND	ND	ND	ND	ND	ND	ND	ND
Flow (m^3/month)	—	11 173	ND	ND	ND	ND	ND	ND	ND	ND	ND	ND	ND
Rainbow Trout	Pass	1	ND	ND	ND	ND	ND	ND	ND	ND	ND	ND	ND
Acute Lethality Test	Fail	0	ND	ND	ND	ND	ND	ND	ND	ND	ND	ND	ND
Daphnia magna	Pass	1	ND	ND	ND	ND	ND	ND	ND	ND	ND	ND	ND
Monitoring Test	Fail	0	ND	ND	ND	ND	ND	ND	ND	ND	ND	ND	ND

Comments:

NOTES:
ND: No Deposit **RF:** Reduced Frequency **NCU:** No Cyanide Used **Pass:** ≤50% Mortality **Fail:** >50% Mortality **— :** No data reported
Highlighted data indicate that a monthly effluent quality standard was exceeded for that month.
A "Pass" for the *Daphnia magna* monitoring test is not a requirement.

METAL MINING EFFLUENT REGULATIONS (MMER)
2015 EFFLUENT COMPLIANCE

MINE/MILL NAME	Montcalm Project
OPERATOR NAME	Glencore Canada Corporation
PRODUCT(S)	Nickel, copper
ADDRESS	c/o P.O. Box 2002, Hwy. 655 North, Timmins, Ontario P4N 7K1
EFFLUENT DISCHARGE POINT	Montcalm Final Effluent

PARAMETERS	LIMITS	JAN.	FEB.	MAR.	APRIL	MAY	JUNE	JULY	AUG.	SEP.	OCT.	NOV.	DEC.
As (mg/L)	0.5	ND	ND	ND	0,0001	ND	ND	0,0002	0,0001	ND	0,0001	0,0001	0,0001
Cu (mg/L)	0.3	ND	ND	ND	0,0017	ND	ND	0,0019	0,0013	ND	0,0017	0,0016	0,0011
CN (mg/L)	1.0	ND	ND	ND	NCU	ND	ND	NCU	NCU	ND	NCU	NCU	NCU
Pb (mg/L)	0.2	ND	ND	ND	0,0001	ND	ND	0,0000	0,0000	ND	0,0000	0,0000	0,0000
Ni (mg/L)	0.5	ND	ND	ND	0,0315	ND	ND	0,0185	0,0125	ND	0,0228	0,0229	0,0183
Zn (mg/L)	0.5	ND	ND	ND	0,0010	ND	ND	0,0010	0,0015	ND	0,0013	0,0010	0,0020
TSS (mg/L)	15	ND	ND	ND	2,00	ND	ND	1,00	1,00	ND	1,00	1,00	1,00
Ra-226 (Bq/L)	0.37	ND	ND	ND	0,0025	ND	ND	0,0025	0,0025	ND	0,0025	RF	RF
pH low	≥6.0	ND	ND	ND	7,7	ND	ND	7,7	7,4	ND	7,0	7,8	7,6
pH high	≤9.5	ND	ND	ND	8,7	ND	ND	8,0	7,5	ND	8,3	7,8	7,8
Flow (m^3/month)	—	ND	ND	ND	66 200	ND	ND	144 633	46 616	ND	77 157	33 275	43 773
Rainbow Trout	Pass	ND	ND	ND	1	ND	ND	1	1	ND	1	1	1
Acute Lethality Test	Fail	ND	ND	ND	0	ND	ND	0	0	ND	0	0	0
Daphnia magna	Pass	ND	ND	ND	1	ND	ND	1	1	ND	1	1	1
Monitoring Test	Fail	ND	ND	ND	0	ND	ND	0	0	ND	0	0	0

Comments:

NOTES:
ND: No Deposit **RF:** Reduced Frequency **NCU:** No Cyanide Used **Pass:** ≤50% Mortality **Fail:** >50% Mortality **— :** No data reported
Highlighted data indicate that a monthly effluent quality standard was exceeded for that month.
A "Pass" for the *Daphnia magna* monitoring test is not a requirement.

METAL MINING EFFLUENT REGULATIONS (MMER)
2015 EFFLUENT COMPLIANCE

MINE/MILL NAME	Mont-Wright (Mine)
OPERATOR NAME	ArcelorMittal Exploitation minière Canada s.e.n.c.
PRODUCT(S)	Iron ore
ADDRESS	P.O. Box 1817, Route 389, Fermont, Quebec G0G 1J0
EFFLUENT DISCHARGE POINT	DÉVERSEMENT-IRENE

PARAMETERS	LIMITS	JAN.	FEB.	MAR.	APRIL	MAY	JUNE	JULY	AUG.	SEP.	OCT.	NOV.	DEC.
As (mg/L)	0.5	ND	ND	ND	ND	ND	ND	ND	ND	ND	ND	ND	ND
Cu (mg/L)	0.3	ND	ND	ND	ND	ND	ND	ND	ND	ND	ND	ND	ND
CN (mg/L)	1.0	ND	ND	ND	ND	ND	ND	ND	ND	ND	ND	ND	ND
Pb (mg/L)	0.2	ND	ND	ND	ND	ND	ND	ND	ND	ND	ND	ND	ND
Ni (mg/L)	0.5	ND	ND	ND	ND	ND	ND	ND	ND	ND	ND	ND	ND
Zn (mg/L)	0.5	ND	ND	ND	ND	ND	ND	ND	ND	ND	ND	ND	ND
TSS (mg/L)	15	ND	ND	ND	ND	ND	ND	ND	ND	ND	ND	ND	ND
Ra-226 (Bq/L)	0.37	ND	ND	ND	ND	ND	ND	ND	ND	ND	ND	ND	ND
pH low	≥6.0	ND	ND	ND	ND	ND	ND	ND	ND	ND	ND	ND	ND
pH high	≤9.5	ND	ND	ND	ND	ND	ND	ND	ND	ND	ND	ND	ND
Flow (m^3/month)	—	ND	ND	ND	ND	ND	ND	ND	ND	ND	ND	ND	ND
Rainbow Trout	Pass	ND	ND	ND	ND	ND	ND	ND	ND	ND	ND	ND	ND
Acute Lethality Test	Fail	ND	ND	ND	ND	ND	ND	ND	ND	ND	ND	ND	ND
Daphnia magna	Pass	ND	ND	ND	ND	ND	ND	ND	ND	ND	ND	ND	ND
Monitoring Test	Fail	ND	ND	ND	ND	ND	ND	ND	ND	ND	ND	ND	ND

Comments:

NOTES:
ND: No Deposit **RF:** Reduced Frequency **NCU:** No Cyanide Used **Pass:** ≤50% Mortality **Fail:** >50% Mortality **— :** No data reported
Highlighted data indicate that a monthly effluent quality standard was exceeded for that month.
A "Pass" for the *Daphnia magna* monitoring test is not a requirement.

METAL MINING EFFLUENT REGULATIONS (MMER)
2015 EFFLUENT COMPLIANCE

MINE/MILL NAME	Mont-Wright (Mine)
OPERATOR NAME	ArcelorMittal Exploitation minière Canada s.e.n.c.
PRODUCT(S)	Iron ore
ADDRESS	P.O. Box 1817, Route 389, Fermont, Quebec G0G 1J0
EFFLUENT DISCHARGE POINT	Déversement-WEBB-1

PARAMETERS	LIMITS	JAN.	FEB.	MAR.	APRIL	MAY	JUNE	JULY	AUG.	SEP.	OCT.	NOV.	DEC.
As (mg/L)	0.5	ND	ND	ND	ND	0,0007	0,0005	0,0005	0,0005	0,0005	0,0005	ND	ND
Cu (mg/L)	0.3	ND	ND	ND	ND	0,0067	0,0040	0,0019	0,0018	0,0025	0,0008	ND	ND
CN (mg/L)	1.0	ND	ND	ND	ND	NCU	NCU	NCU	NCU	NCU	NCU	ND	ND
Pb (mg/L)	0.2	ND	ND	ND	ND	0,0008	0,0006	0,0029	0,0005	0,0008	0,0005	ND	ND
Ni (mg/L)	0.5	ND	ND	ND	ND	0,0084	0,0080	0,0083	0,0115	0,0097	0,0087	ND	ND
Zn (mg/L)	0.5	ND	ND	ND	ND	0,0087	0,0076	0,0078	0,0085	0,0113	0,0080	ND	ND
TSS (mg/L)	15	ND	ND	ND	ND	21,33	9,83	7,75	2,50	5,00	0,67	ND	ND
Ra-226 (Bq/L)	0.37	ND	ND	ND	ND	0,0063	0,0130	0,0050	0,0100	0,0300	0,0080	ND	ND
pH low	≥6.0	ND	ND	ND	ND	6,2	6,4	6,7	6,1	6,5	7,1	ND	ND
pH high	≤9.5	ND	ND	ND	ND	6,9	7,2	7,3	7,3	7,5	7,3	ND	ND
Flow (m^3/month)	—	ND	ND	ND	ND	798	1 861	3 401	3 772	9 766	2 417	ND	ND
Rainbow Trout	Pass	ND	ND	ND	ND	-	-	1	1	4	2	ND	ND
Acute Lethality Test	Fail	ND	ND	ND	ND	-	-	0	0	1	0	ND	ND
Daphnia magna	Pass	ND	ND	ND	ND	3	1	1	1	5	2	ND	ND
Monitoring Test	Fail	ND	ND	ND	ND	0	0	0	0	0	0	ND	ND

Comments: No acute lethality test results were provided for the second quarter.

NOTES:
ND: No Deposit **RF:** Reduced Frequency **NCU:** No Cyanide Used **Pass:** ≤50% Mortality **Fail:** >50% Mortality **— :** No data reported
Highlighted data indicate that a monthly effluent quality standard was exceeded for that month.
A "Pass" for the *Daphnia magna* monitoring test is not a requirement.

METAL MINING EFFLUENT REGULATIONS (MMER)
2015 EFFLUENT COMPLIANCE

MINE/MILL NAME	Mont-Wright (Mine)
OPERATOR NAME	ArcelorMittal Exploitation minière Canada s.e.n.c.
PRODUCT(S)	Iron ore
ADDRESS	P.O. Box 1817, Route 389, Fermont, Quebec G0G 1J0
EFFLUENT DISCHARGE POINT	EFF-HALDE-24

PARAMETERS	LIMITS	JAN.	FEB.	MAR.	APRIL	MAY	JUNE	JULY	AUG.	SEP.	OCT.	NOV.	DEC.
As (mg/L)	0.5	ND	ND	ND	ND	ND	ND	ND	ND	ND	ND	ND	ND
Cu (mg/L)	0.3	ND	ND	ND	ND	ND	ND	ND	ND	ND	ND	ND	ND
CN (mg/L)	1.0	ND	ND	ND	ND	ND	ND	ND	ND	ND	ND	ND	ND
Pb (mg/L)	0.2	ND	ND	ND	ND	ND	ND	ND	ND	ND	ND	ND	ND
Ni (mg/L)	0.5	ND	ND	ND	ND	ND	ND	ND	ND	ND	ND	ND	ND
Zn (mg/L)	0.5	ND	ND	ND	ND	ND	ND	ND	ND	ND	ND	ND	ND
TSS (mg/L)	15	ND	ND	ND	ND	ND	ND	ND	ND	ND	ND	ND	ND
Ra-226 (Bq/L)	0.37	ND	ND	ND	ND	ND	ND	ND	ND	ND	ND	ND	ND
pH low	≥6.0	ND	ND	ND	ND	ND	ND	ND	ND	ND	ND	ND	ND
pH high	≤9.5	ND	ND	ND	ND	ND	ND	ND	ND	ND	ND	ND	ND
Flow (m^3/month)	—	ND	ND	ND	ND	ND	ND	ND	ND	ND	ND	ND	ND
Rainbow Trout	Pass	ND	ND	ND	ND	ND	ND	ND	ND	ND	ND	ND	ND
Acute Lethality Test	Fail	ND	ND	ND	ND	ND	ND	ND	ND	ND	ND	ND	ND
Daphnia magna	Pass	ND	ND	ND	ND	ND	ND	ND	ND	ND	ND	ND	ND
Monitoring Test	Fail	ND	ND	ND	ND	ND	ND	ND	ND	ND	ND	ND	ND

Comments:

NOTES:
ND: No Deposit **RF:** Reduced Frequency **NCU:** No Cyanide Used **Pass:** ≤50% Mortality **Fail:** >50% Mortality **— :** No data reported
Highlighted data indicate that a monthly effluent quality standard was exceeded for that month.
A "Pass" for the *Daphnia magna* monitoring test is not a requirement.

METAL MINING EFFLUENT REGULATIONS (MMER)
2015 EFFLUENT COMPLIANCE

MINE/MILL NAME	Mont-Wright (Mine)
OPERATOR NAME	ArcelorMittal Exploitation minière Canada s.e.n.c.
PRODUCT(S)	Iron ore
ADDRESS	P.O. Box 1817, Route 389, Fermont, Quebec G0G 1J0
EFFLUENT DISCHARGE POINT	Point HS-1

PARAMETERS	LIMITS	JAN.	FEB.	MAR.	APRIL	MAY	JUNE	JULY	AUG.	SEP.	OCT.	NOV.	DEC.
As (mg/L)	0.5	0,0005	0,0004	0,0005	0,0005	0,0005	0,0005	0,0005	0,0005	0,0005	0,0005	0,0005	0,0005
Cu (mg/L)	0.3	0,0025	0,0024	0,0019	0,0014	0,0040	0,0090	0,0015	0,0088	0,0018	0,0015	0,0024	0,0048
CN (mg/L)	1.0	NCU	NCU	NCU	NCU	NCU	NCU	NCU	NCU	NCU	NCU	NCU	NCU
Pb (mg/L)	0.2	0,0005	0,0005	0,0005	0,0005	0,0005	0,0019	0,0023	0,0008	0,0005	0,0005	0,0008	0,0006
Ni (mg/L)	0.5	0,0183	0,0255	0,0160	0,0348	0,0243	0,0076	0,0123	0,0090	0,0100	0,0153	0,0180	0,0185
Zn (mg/L)	0.5	0,0165	0,0235	0,0104	0,0059	0,0108	0,0096	0,0054	0,0130	0,0070	0,0238	0,0124	0,0158
TSS (mg/L)	15	1,50	1,25	0,70	3,50	11,00	7,40	2,38	11,60	6,00	3,50	2,10	0,88
Ra-226 (Bq/L)	0.37	RF	0,0100	RF	RF	0,0010	0,0020	RF	0,0020	RF	0,0020	0,0010	RF
pH low	≥6.0	6,6	6,7	6,7	6,9	6,7	6,8	7,3	7,0	6,8	6,6	6,9	6,7
pH high	≤9.5	7,0	6,7	7,0	7,0	7,2	7,4	7,6	8,0	7,6	7,2	7,6	7,2
Flow (m^3/month)	—	1 042 800	732 744	1 315 242	2 556 184	13 223 144	9 378 136	10 857 624	11 126 039	9 011 654	2 734 893	2 539 773	1 964 109
Rainbow Trout	Pass	RF	1	RF	RF	1	RF	RF	2	RF	1	1	RF
Acute Lethality Test	Fail	RF	0	RF	RF	0	RF	RF	0	RF	0	0	RF
Daphnia magna	Pass	RF	1	RF	RF	1	1	RF	2	RF	1	1	RF
Monitoring Test	Fail	RF	0	RF	RF	0	0	RF	0	RF	0	0	RF

Comments:

NOTES:
ND: No Deposit **RF:** Reduced Frequency **NCU:** No Cyanide Used **Pass:** ≤50% Mortality **Fail:** >50% Mortality **— :** No data reported
Highlighted data indicate that a monthly effluent quality standard was exceeded for that month.
A "Pass" for the *Daphnia magna* monitoring test is not a requirement.

METAL MINING EFFLUENT REGULATIONS (MMER)
2015 EFFLUENT COMPLIANCE

MINE/MILL NAME	Mont-Wright (Mine)
OPERATOR NAME	ArcelorMittal Exploitation minière Canada s.e.n.c.
PRODUCT(S)	Iron ore
ADDRESS	P.O. Box 1817, Route 389, Fermont, Quebec G0G 1J0
EFFLUENT DISCHARGE POINT	Point MS-2

PARAMETERS	LIMITS	JAN.	FEB.	MAR.	APRIL	MAY	JUNE	JULY	AUG.	SEP.	OCT.	NOV.	DEC.
As (mg/L)	0.5	ND	ND	ND	ND	ND	ND	ND	ND	ND	ND	ND	ND
Cu (mg/L)	0.3	ND	ND	ND	ND	ND	ND	ND	ND	ND	ND	ND	ND
CN (mg/L)	1.0	ND	ND	ND	ND	ND	ND	ND	ND	ND	ND	ND	ND
Pb (mg/L)	0.2	ND	ND	ND	ND	ND	ND	ND	ND	ND	ND	ND	ND
Ni (mg/L)	0.5	ND	ND	ND	ND	ND	ND	ND	ND	ND	ND	ND	ND
Zn (mg/L)	0.5	ND	ND	ND	ND	ND	ND	ND	ND	ND	ND	ND	ND
TSS (mg/L)	15	ND	ND	ND	ND	ND	ND	ND	ND	ND	ND	ND	ND
Ra-226 (Bq/L)	0.37	ND	ND	ND	ND	ND	ND	ND	ND	ND	ND	ND	ND
pH low	≥6.0	ND	ND	ND	ND	ND	ND	ND	ND	ND	ND	ND	ND
pH high	≤9.5	ND	ND	ND	ND	ND	ND	ND	ND	ND	ND	ND	ND
Flow (m^3/month)	—	ND	ND	ND	ND	ND	ND	ND	ND	ND	ND	ND	ND
Rainbow Trout	Pass	ND	ND	ND	ND	ND	ND	ND	ND	ND	ND	ND	ND
Acute Lethality Test	Fail	ND	ND	ND	ND	ND	ND	ND	ND	ND	ND	ND	ND
Daphnia magna	Pass	ND	ND	ND	ND	ND	ND	ND	ND	ND	ND	ND	ND
Monitoring Test	Fail	ND	ND	ND	ND	ND	ND	ND	ND	ND	ND	ND	ND

Comments:

NOTES:
ND: No Deposit **RF:** Reduced Frequency **NCU:** No Cyanide Used **Pass:** ≤50% Mortality **Fail:** >50% Mortality **— :** No data reported
Highlighted data indicate that a monthly effluent quality standard was exceeded for that month.
A "Pass" for the *Daphnia magna* monitoring test is not a requirement.

METAL MINING EFFLUENT REGULATIONS (MMER)
2015 EFFLUENT COMPLIANCE

MINE/MILL NAME	Mont-Wright (Mine)
OPERATOR NAME	ArcelorMittal Exploitation minière Canada s.e.n.c.
PRODUCT(S)	Iron ore
ADDRESS	P.O. Box 1817, Route 389, Fermont, Quebec G0G 1J0
EFFLUENT DISCHARGE POINT	Point MS-4

PARAMETERS	LIMITS	JAN.	FEB.	MAR.	APRIL	MAY	JUNE	JULY	AUG.	SEP.	OCT.	NOV.	DEC.
As (mg/L)	0.5	0,0005	0,0006	0,0005	0,0005	0,0006	0,0005	0,0006	0,0008	0,0006	0,0007	0,0006	0,0006
Cu (mg/L)	0.3	0,0033	0,0027	0,0028	0,0038	0,0025	0,0036	0,0020	0,0074	0,0028	0,0024	0,0029	0,0048
CN (mg/L)	1.0	NCU	NCU	NCU	NCU	NCU	NCU	NCU	NCU	NCU	NCU	NCU	NCU
Pb (mg/L)	0.2	0,0005	0,0005	0,0026	0,0005	0,0005	0,0005	0,0006	0,0005	0,0006	0,0020	0,0005	0,0006
Ni (mg/L)	0.5	0,0731	0,0509	0,0488	0,0498	0,0173	0,0254	0,0198	0,0274	0,0310	0,0344	0,0424	0,0483
Zn (mg/L)	0.5	0,0307	0,0254	0,0266	0,0278	0,0225	0,0128	0,0099	0,0112	0,0145	0,0162	0,0239	0,0278
TSS (mg/L)	15	0,72	1,79	2,00	12,25	3,00	1,20	1,25	3,30	0,63	7,90	1,64	1,00
Ra-226 (Bq/L)	0.37	0,0264	0,0237	0,0250	0,0180	0,0080	0,0170	0,0290	0,0200	0,0270	0,0277	0,0309	0,0293
pH low	≥6.0	5,1	5,5	6,1	8,0	6,3	6,0	6,2	6,3	6,6	6,7	6,2	5,3
pH high	≤9.5	6,6	6,5	7,7	9,4	7,8	6,8	6,6	8,0	7,3	9,3	8,4	7,6
Flow (m^3/month)	—	8 785	3 430	1 826	6 128	136 594	2 069 173	68 783	59 062	48 490	32 010	21 148	15 255
Rainbow Trout	Pass	17	6	1	1	1	1	1	1	1	3	7	3
Acute Lethality Test	Fail	0	0	0	0	0	0	0	0	0	0	0	0
Daphnia magna	Pass	16	6	1	1	1	1	1	1	1	2	5	3
Monitoring Test	Fail	1	0	0	0	0	0	0	0	0	1	2	0

Comments:

NOTES:
ND: No Deposit **RF:** Reduced Frequency **NCU:** No Cyanide Used **Pass:** ≤50% Mortality **Fail:** >50% Mortality **— :** No data reported
Highlighted data indicate that a monthly effluent quality standard was exceeded for that month.
A "Pass" for the *Daphnia magna* monitoring test is not a requirement.

METAL MINING EFFLUENT REGULATIONS (MMER)
2015 EFFLUENT COMPLIANCE

MINE/MILL NAME	Mont-Wright (Mine)
OPERATOR NAME	ArcelorMittal Exploitation minière Canada s.e.n.c.
PRODUCT(S)	Iron ore
ADDRESS	P.O. Box 1817, Route 389, Fermont, Quebec G0G 1J0
EFFLUENT DISCHARGE POINT	Résurgence-5

PARAMETERS	LIMITS	JAN.	FEB.	MAR.	APRIL	MAY	JUNE	JULY	AUG.	SEP.	OCT.	NOV.	DEC.
As (mg/L)	0.5	ND	ND	ND	ND	0,0005	0,0005	0,0005	0,0009	0,0005	0,0006	0,0006	0,0007
Cu (mg/L)	0.3	ND	ND	ND	ND	0,0020	0,0024	0,0023	0,0032	0,0025	0,0023	0,0028	0,0103
CN (mg/L)	1.0	ND	ND	ND	ND	NCU	NCU	NCU	NCU	NCU	NCU	NCU	NCU
Pb (mg/L)	0.2	ND	ND	ND	ND	0,0005	0,0005	0,0046	0,0005	0,0005	0,0013	0,0005	0,0022
Ni (mg/L)	0.5	ND	ND	ND	ND	0,0200	0,0248	0,0228	0,0266	0,0310	0,0333	0,0426	0,0473
Zn (mg/L)	0.5	ND	ND	ND	ND	0,0140	0,0122	0,0153	0,0136	0,0150	0,0170	0,0264	0,0397
TSS (mg/L)	15	ND	ND	ND	ND	5,00	1,70	0,63	0,60	0,63	2,25	2,00	3,33
Ra-226 (Bq/L)	0.37	ND	ND	ND	ND	0,0110	0,0240	0,0250	0,0270	0,0280	0,0280	0,0358	0,0293
pH low	≥6.0	ND	ND	ND	ND	6,0	6,4	6,4	6,5	6,6	6,6	5,7	5,6
pH high	≤9.5	ND	ND	ND	ND	6,1	7,2	6,8	7,9	7,4	8,1	7,5	7,6
Flow (m^3/month)	—	ND	ND	ND	ND	478	746	833	1 859	2 879	1 673	482	107
Rainbow Trout	Pass	ND	ND	ND	ND	1	1	1	1	1	2	4	3
Acute Lethality Test	Fail	ND	ND	ND	ND	0	0	0	0	0	0	0	0
Daphnia magna	Pass	ND	ND	ND	ND	1	1	1	1	1	2	4	2
Monitoring Test	Fail	ND	ND	ND	ND	0	0	0	0	0	0	0	1

Comments:

NOTES:
ND: No Deposit **RF:** Reduced Frequency **NCU:** No Cyanide Used **Pass:** ≤50% Mortality **Fail:** >50% Mortality **— :** No data reported
Highlighted data indicate that a monthly effluent quality standard was exceeded for that month.
A "Pass" for the *Daphnia magna* monitoring test is not a requirement.

METAL MINING EFFLUENT REGULATIONS (MMER)
2015 EFFLUENT COMPLIANCE

MINE/MILL NAME	Mount Polley Mine
OPERATOR NAME	Mount Polley Mining Corporation
PRODUCT(S)	Copper, gold, silver
ADDRESS	Bootjack Forest Service Road, Likely, British Columbia V0L 1N0
EFFLUENT DISCHARGE POINT	Hazeltine Creek Discharge

PARAMETERS	LIMITS	JAN.	FEB.	MAR.	APRIL	MAY	JUNE	JULY	AUG.	SEP.	OCT.	NOV.	DEC.
As (mg/L)	0.5	ND	ND	ND	ND	ND	ND	ND	ND	ND	ND	ND	0,0006
Cu (mg/L)	0.3	ND	ND	ND	ND	ND	ND	ND	ND	ND	ND	ND	0,0040
CN (mg/L)	1.0	ND	ND	ND	ND	ND	ND	ND	ND	ND	ND	ND	NCU
Pb (mg/L)	0.2	ND	ND	ND	ND	ND	ND	ND	ND	ND	ND	ND	0,0001
Ni (mg/L)	0.5	ND	ND	ND	ND	ND	ND	ND	ND	ND	ND	ND	0,0007
Zn (mg/L)	0.5	ND	ND	ND	ND	ND	ND	ND	ND	ND	ND	ND	0,0053
TSS (mg/L)	15	ND	ND	ND	ND	ND	ND	ND	ND	ND	ND	ND	9,60
Ra-226 (Bq/L)	0.37	ND	ND	ND	ND	ND	ND	ND	ND	ND	ND	ND	0,0062
pH low	≥6.0	ND	ND	ND	ND	ND	ND	ND	ND	ND	ND	ND	7,3
pH high	≤9.5	ND	ND	ND	ND	ND	ND	ND	ND	ND	ND	ND	7,6
Flow (m^3/month)	—	ND	ND	ND	ND	ND	ND	ND	ND	ND	ND	ND	566 147
Rainbow Trout	Pass	ND	ND	ND	ND	ND	ND	ND	ND	ND	ND	ND	1
Acute Lethality Test	Fail	ND	ND	ND	ND	ND	ND	ND	ND	ND	ND	ND	0
Daphnia magna	Pass	ND	ND	ND	ND	ND	ND	ND	ND	ND	ND	ND	1
Monitoring Test	Fail	ND	ND	ND	ND	ND	ND	ND	ND	ND	ND	ND	0

Comments:

NOTES:
ND: No Deposit **RF:** Reduced Frequency **NCU:** No Cyanide Used **Pass:** ≤50% Mortality **Fail:** >50% Mortality **— :** No data reported
Highlighted data indicate that a monthly effluent quality standard was exceeded for that month.
A "Pass" for the *Daphnia magna* monitoring test is not a requirement.

METAL MINING EFFLUENT REGULATIONS (MMER)
2015 EFFLUENT COMPLIANCE

MINE/MILL NAME	Mouska (Mine)
OPERATOR NAME	IAMGOLD Corporation
PRODUCT(S)	Gold
ADDRESS	100 Pause Road, Cadillac, Quebec J9P 6M1
EFFLUENT DISCHARGE POINT	Effluent Final

PARAMETERS	LIMITS	JAN.	FEB.	MAR.	APRIL	MAY	JUNE	JULY	AUG.	SEP.	OCT.	NOV.	DEC.
As (mg/L)	0.5	ND	ND	ND	ND	ND	ND	ND	ND	ND	ND	ND	ND
Cu (mg/L)	0.3	ND	ND	ND	ND	ND	ND	ND	ND	ND	ND	ND	ND
CN (mg/L)	1.0	ND	ND	ND	ND	ND	ND	ND	ND	ND	ND	ND	ND
Pb (mg/L)	0.2	ND	ND	ND	ND	ND	ND	ND	ND	ND	ND	ND	ND
Ni (mg/L)	0.5	ND	ND	ND	ND	ND	ND	ND	ND	ND	ND	ND	ND
Zn (mg/L)	0.5	ND	ND	ND	ND	ND	ND	ND	ND	ND	ND	ND	ND
TSS (mg/L)	15	ND	ND	ND	ND	ND	ND	ND	ND	ND	ND	ND	ND
Ra-226 (Bq/L)	0.37	ND	ND	ND	ND	ND	ND	ND	ND	ND	ND	ND	ND
pH low	≥6.0	ND	ND	ND	ND	ND	ND	ND	ND	ND	ND	ND	ND
pH high	≤9.5	ND	ND	ND	ND	ND	ND	ND	ND	ND	ND	ND	ND
Flow (m^3/month)	—	ND	ND	ND	ND	ND	ND	ND	ND	ND	ND	ND	ND
Rainbow Trout	Pass	ND	ND	ND	ND	ND	ND	ND	ND	ND	ND	ND	ND
Acute Lethality Test	Fail	ND	ND	ND	ND	ND	ND	ND	ND	ND	ND	ND	ND
Daphnia magna	Pass	ND	ND	ND	ND	ND	ND	ND	ND	ND	ND	ND	ND
Monitoring Test	Fail	ND	ND	ND	ND	ND	ND	ND	ND	ND	ND	ND	ND

Comments:

NOTES:
ND: No Deposit **RF:** Reduced Frequency **NCU:** No Cyanide Used **Pass:** ≤50% Mortality **Fail:** >50% Mortality **— :** No data reported
Highlighted data indicate that a monthly effluent quality standard was exceeded for that month.
A "Pass" for the *Daphnia magna* monitoring test is not a requirement.

METAL MINING EFFLUENT REGULATIONS (MMER)
2015 EFFLUENT COMPLIANCE

MINE/MILL NAME	Musselwhite Mine
OPERATOR NAME	Goldcorp Canada Limited
PRODUCT(S)	Gold
ADDRESS	P.O. Box 7500, Thunder Bay, Ontario P7E 6S8
EFFLUENT DISCHARGE POINT	FDP 1

PARAMETERS	LIMITS	JAN.	FEB.	MAR.	APRIL	MAY	JUNE	JULY	AUG.	SEP.	OCT.	NOV.	DEC.
As (mg/L)	0.5	ND	ND	ND	ND	ND	0,0020	0,0018	0,0016	0,0015	0,0013	0,0012	ND
Cu (mg/L)	0.3	ND	ND	ND	ND	ND	0,0033	0,0033	0,0030	0,0030	0,0026	0,0055	ND
CN (mg/L)	1.0	ND	ND	ND	ND	ND	0,0040	0,0025	0,0020	0,0017	0,0020	0,0018	ND
Pb (mg/L)	0.2	ND	ND	ND	ND	ND	0,0000	0,0000	0,0000	0,0000	0,0000	0,0000	ND
Ni (mg/L)	0.5	ND	ND	ND	ND	ND	0,0038	0,0038	0,0040	0,0051	0,0054	0,0045	ND
Zn (mg/L)	0.5	ND	ND	ND	ND	ND	0,0011	0,0008	0,0010	0,0015	0,0015	0,0014	ND
TSS (mg/L)	15	ND	ND	ND	ND	ND	0,31	0,63	0,85	0,75	1,75	0,94	ND
Ra-226 (Bq/L)	0.37	ND	ND	ND	ND	ND	0,0120	0,0050	0,0050	RF	0,0050	0,0050	ND
pH low	≥6.0	ND	ND	ND	ND	ND	7,2	7,1	7,2	7,1	6,8	6,8	ND
pH high	≤9.5	ND	ND	ND	ND	ND	7,5	7,3	7,4	7,4	7,2	7,4	ND
Flow (m^3/month)	—	ND	ND	ND	ND	ND	381 738	630 940	626 191	576 852	344 484	179 376	ND
Rainbow Trout	Pass	ND	ND	ND	ND	ND	1	1	1	1	1	1	ND
Acute Lethality Test	Fail	ND	ND	ND	ND	ND	0	0	0	0	0	0	ND
Daphnia magna	Pass	ND	ND	ND	ND	ND	1	1	1	1	1	1	ND
Monitoring Test	Fail	ND	ND	ND	ND	ND	0	0	0	0	0	0	ND

Comments:

NOTES:
ND: No Deposit **RF:** Reduced Frequency **NCU:** No Cyanide Used **Pass:** ≤50% Mortality **Fail:** >50% Mortality **— :** No data reported
Highlighted data indicate that a monthly effluent quality standard was exceeded for that month.
A "Pass" for the *Daphnia magna* monitoring test is not a requirement.

METAL MINING EFFLUENT REGULATIONS (MMER)
2015 EFFLUENT COMPLIANCE

MINE/MILL NAME	Myra Falls Operations
OPERATOR NAME	Nyrstar
PRODUCT(S)	Zinc, copper, lead, silver, gold
ADDRESS	P.O. Box 8000, Campbell River, British Columbia V9W 5E2
EFFLUENT DISCHARGE POINT	MF.11A - Runoff Myra Ponds Effluent

PARAMETERS	LIMITS	JAN.	FEB.	MAR.	APRIL	MAY	JUNE	JULY	AUG.	SEP.	OCT.	NOV.	DEC.
As (mg/L)	0.5	0,0005	0,0006	0,0007	0,0004	0,0004	0,0002	0,0001	0,0002	0,0002	0,0002	0,0003	0,0003
Cu (mg/L)	0.3	0,0274	0,0187	0,0241	0,0190	0,0053	0,0055	0,0220	0,0452	0,0125	0,0138	0,0237	0,0254
CN (mg/L)	1.0	NCU	NCU	NCU	NCU	NCU	NCU	NCU	NCU	NCU	NCU	NCU	NCU
Pb (mg/L)	0.2	0,0028	0,0048	0,0063	0,0041	0,0028	0,0032	0,0061	0,0056	0,0022	0,0033	0,0019	0,0039
Ni (mg/L)	0.5	0,0016	0,0011	0,0016	0,0019	0,0006	0,0008	0,0007	0,0008	0,0004	0,0006	0,0009	0,0008
Zn (mg/L)	0.5	0,3530	0,2218	0,2593	0,2516	0,0850	0,0887	0,2954	0,4253	0,1491	0,1463	0,4127	0,2430
TSS (mg/L)	15	7,25	7,48	6,03	5,06	2,25	1,84	1,83	3,22	2,92	2,63	4,13	4,44
Ra-226 (Bq/L)	0.37	RF	0,0050	RF	RF	0,0050	RF	RF	0,0050	RF	RF	0,0050	RF
pH low	≥6.0	9,0	9,0	8,7	8,4	8,4	8,0	8,5	8,4	8,6	8,5	8,5	8,5
pH high	≤9.5	9,2	9,3	9,2	8,5	8,9	8,9	8,6	9,2	9,0	8,6	8,9	8,8
Flow (m^3/month)	—	1 279 811	1 240 991	1 176 567	857 119	772 828	629 973	628 788	632 841	874 865	950 213	976 071	1 470 085
Rainbow Trout	Pass	RF	1	RF	1	RF	RF	RF	1	RF	RF	1	RF
Acute Lethality Test	Fail	RF	0	RF	0	RF	RF	RF	0	RF	RF	0	RF
Daphnia magna	Pass	RF	1	RF	1	RF	RF	RF	1	RF	RF	1	RF
Monitoring Test	Fail	RF	0	RF	0	RF	RF	RF	0	RF	RF	0	RF

Comments:

NOTES:
ND: No Deposit **RF:** Reduced Frequency **NCU:** No Cyanide Used **Pass:** ≤50% Mortality **Fail:** >50% Mortality **— :** No data reported
Highlighted data indicate that a monthly effluent quality standard was exceeded for that month.
A "Pass" for the *Daphnia magna* monitoring test is not a requirement.

METAL MINING EFFLUENT REGULATIONS (MMER)
2015 EFFLUENT COMPLIANCE

MINE/MILL NAME	Niobec (Mine)
OPERATOR NAME	IAMGOLD Corporation / Magris Resources
PRODUCT(S)	Niobium
ADDRESS	3400 Chemin du Columbium, St-Honoré de Chicoutimi, Quebec G0V 1L0
EFFLUENT DISCHARGE POINT	Effluent final

PARAMETERS	LIMITS	JAN.	FEB.	MAR.	APRIL	MAY	JUNE	JULY	AUG.	SEP.	OCT.	NOV.	DEC.
As (mg/L)	0.5	RF	RF	0,0140	RF	0,0034	RF	0,0030	RF	RF	RF	0,0014	RF
Cu (mg/L)	0.3	RF	RF	0,0012	RF	0,0005	RF	0,0005	RF	RF	RF	0,0019	RF
CN (mg/L)	1.0	NCU	NCU	NCU	NCU	NCU	NCU	NCU	NCU	NCU	NCU	NCU	NCU
Pb (mg/L)	0.2	RF	RF	0,0003	RF	0,0003	RF	0,0003	RF	RF	RF	0,0003	RF
Ni (mg/L)	0.5	RF	RF	0,0190	RF	0,0120	RF	0,0072	RF	RF	RF	0,0130	RF
Zn (mg/L)	0.5	0,2625	0,1078	0,1900	0,0880	0,0245	0,0161	0,0175	0,0273	0,0194	0,0185	0,0228	0,0258
TSS (mg/L)	15	12,85	10,88	10,72	8,25	7,30	6,50	6,85	5,50	9,00	5,85	8,40	10,00
Ra-226 (Bq/L)	0.37	0,1833	0,1918	0,1998	0,1835	0,1860	0,3332	0,3858	0,3768	0,3642	0,2855	0,2163	0,1956
pH low	≥6.0	7,2	7,1	7,2	6,9	6,9	6,6	6,7	6,9	6,9	7,0	7,0	7,4
pH high	≤9.5	7,5	7,5	7,7	7,7	7,1	6,8	7,5	7,5	7,1	7,1	7,6	7,8
Flow (m^3/month)	—	532 012	502 245	587 742	545 822	478 317	450 563	485 092	436 911	407 148	430 643	496 972	546 285
Rainbow Trout	Pass	RF	RF	1	RF	1	RF	1	-	-	RF	1	-
Acute Lethality Test	Fail	RF	RF	0	RF	0	RF	0	-	-	RF	0	-
Daphnia magna	Pass	RF	RF	1	RF	1	RF	0	-	-	RF	1	-
Monitoring Test	Fail	RF	RF	0	RF	0	RF	1	-	-	RF	0	-

Comments: The ownership of the facility was transferred from IAMGOLD Corporation to Magris Resources. The company reported that acute lethality testing was under "normal frequency" for the months of August, September and December, indicating that testing was required for these months.

NOTES:
ND: No Deposit **RF:** Reduced Frequency **NCU:** No Cyanide Used **Pass:** ≤50% Mortality **Fail:** >50% Mortality **— :** No data reported
Highlighted data indicate that a monthly effluent quality standard was exceeded for that month.
A "Pass" for the *Daphnia magna* monitoring test is not a requirement.

METAL MINING EFFLUENT REGULATIONS (MMER)
2015 EFFLUENT COMPLIANCE

MINE/MILL NAME	Nugget Pond Mine
OPERATOR NAME	Rambler Metals and Mining Canada Limited
PRODUCT(S)	Gold, copper
ADDRESS	P.O. Box 291, Baie Verte, Newfoundland and Labrador A0K 1B0
EFFLUENT DISCHARGE POINT	Polishing Pond Effluent

PARAMETERS	LIMITS	JAN.	FEB.	MAR.	APRIL	MAY	JUNE	JULY	AUG.	SEP.	OCT.	NOV.	DEC.
As (mg/L)	0.5	0,0005	0,0009	ND	0,0009	0,0005	0,0017	0,0014	0,0013	0,0015	0,0015	0,0013	0,0013
Cu (mg/L)	0.3	0,0042	0,0045	ND	0,0035	0,0071	0,0043	0,0050	0,0033	0,0045	0,0047	0,0041	0,0041
CN (mg/L)	1.0	0,0120	0,0045	ND	0,0023	0,0047	0,0021	0,0018	0,0010	0,0015	0,0020	0,0008	0,0013
Pb (mg/L)	0.2	0,0018	0,0054	ND	0,0064	0,0073	0,0019	0,0051	0,0051	0,0023	0,0043	0,0010	0,0015
Ni (mg/L)	0.5	0,0010	0,0010	ND	0,0010	0,0010	0,0010	0,0010	0,0010	0,0010	0,0010	0,0010	0,0010
Zn (mg/L)	0.5	0,0067	0,0104	ND	0,0069	0,0078	0,0116	0,0083	0,0025	0,0035	0,0060	0,0075	0,0092
TSS (mg/L)	15	1,00	0,50	ND	0,50	0,63	0,95	0,90	0,75	0,97	1,00	0,50	0,50
Ra-226 (Bq/L)	0.37	0,0050	0,0050	ND	0,0050	0,0050	0,0050	0,0050	0,0050	0,0050	0,0050	0,0050	0,0050
pH low	≥6.0	7,2	7,2	ND	7,1	7,2	7,3	7,1	7,5	7,4	7,4	7,4	7,3
pH high	≤9.5	7,2	7,2	ND	7,1	7,3	7,5	7,5	7,5	7,5	7,6	7,6	7,4
Flow (m^3/month)	—	133 125	221 875	ND	177 500	367 545	399 375	355 001	266 250	399 375	379 283	443 750	532 500
Rainbow Trout	Pass	1	1	ND	1	1	1	1	1	1	1	1	1
Acute Lethality Test	Fail	0	0	ND	0	0	0	0	0	0	0	0	0
Daphnia magna	Pass	1	1	ND	1	1	1	1	1	1	1	1	1
Monitoring Test	Fail	0	0	ND	0	0	0	0	0	0	0	0	0

Comments:

NOTES:
ND: No Deposit **RF:** Reduced Frequency **NCU:** No Cyanide Used **Pass:** ≤50% Mortality **Fail:** >50% Mortality **— :** No data reported
Highlighted data indicate that a monthly effluent quality standard was exceeded for that month.
A "Pass" for the *Daphnia magna* monitoring test is not a requirement.

METAL MINING EFFLUENT REGULATIONS (MMER)
2015 EFFLUENT COMPLIANCE

MINE/MILL NAME	Nunavik Nickel (Project)
OPERATOR NAME	Canadian Royalties Incorporated
PRODUCT(S)	Nickel, copper, cobalt, platinum, palladium, gold
ADDRESS	Ungava Peninsula region, Quebec H3B 1X9
EFFLUENT DISCHARGE POINT	Effluent final Expo

PARAMETERS	LIMITS	JAN.	FEB.	MAR.	APRIL	MAY	JUNE	JULY	AUG.	SEP.	OCT.	NOV.	DEC.
As (mg/L)	0.5	ND	ND	ND	ND	ND	ND	0,0005	0,0005	0,0005	0,0005	ND	ND
Cu (mg/L)	0.3	ND	ND	ND	ND	ND	ND	0,0363	0,0466	0,0568	0,0280	ND	ND
CN (mg/L)	1.0	ND	ND	ND	ND	ND	ND	0,0015	NCU	0,0015	NCU	ND	ND
Pb (mg/L)	0.2	ND	ND	ND	ND	ND	ND	0,0003	0,0003	0,0003	0,0003	ND	ND
Ni (mg/L)	0.5	ND	ND	ND	ND	ND	ND	0,1933	0,2540	0,2075	0,1450	ND	ND
Zn (mg/L)	0.5	ND	ND	ND	ND	ND	ND	0,0035	0,0057	0,0049	0,0113	ND	ND
TSS (mg/L)	15	ND	ND	ND	ND	ND	ND	5,00	2,50	4,75	7,50	ND	ND
Ra-226 (Bq/L)	0.37	ND	ND	ND	ND	ND	ND	0,0140	RF	0,0350	0,0050	ND	ND
pH low	≥6.0	ND	ND	ND	ND	ND	ND	6,5	6,5	6,5	6,6	ND	ND
pH high	≤9.5	ND	ND	ND	ND	ND	ND	7,2	6,9	8,4	8,7	ND	ND
Flow (m^3/month)	—	ND	ND	ND	ND	ND	ND	264 915	385 314	335 414	87 281	ND	ND
Rainbow Trout	Pass	ND	ND	ND	ND	ND	ND	1	1	1	1	ND	ND
Acute Lethality Test	Fail	ND	ND	ND	ND	ND	ND	0	0	0	0	ND	ND
Daphnia magna	Pass	ND	ND	ND	ND	ND	ND	0	1	1	1	ND	ND
Monitoring Test	Fail	ND	ND	ND	ND	ND	ND	1	0	0	0	ND	ND

Comments:

NOTES:
ND: No Deposit **RF:** Reduced Frequency **NCU:** No Cyanide Used **Pass:** ≤50% Mortality **Fail:** >50% Mortality **— :** No data reported
Highlighted data indicate that a monthly effluent quality standard was exceeded for that month.
A "Pass" for the *Daphnia magna* monitoring test is not a requirement.

METAL MINING EFFLUENT REGULATIONS (MMER)
2015 EFFLUENT COMPLIANCE

MINE/MILL NAME	Nunavik Nickel (Project)
OPERATOR NAME	Canadian Royalties Incorporated
PRODUCT(S)	Nickel, copper, cobalt, platinum, palladium, gold
ADDRESS	Ungava Peninsula region, Quebec H3B 1X9
EFFLUENT DISCHARGE POINT	Effluent final Mésamax

PARAMETERS	LIMITS	JAN.	FEB.	MAR.	APRIL	MAY	JUNE	JULY	AUG.	SEP.	OCT.	NOV.	DEC.
As (mg/L)	0.5	ND	ND	ND	ND	ND	ND	0,0005	0,0005	0,0005	ND	ND	ND
Cu (mg/L)	0.3	ND	ND	ND	ND	ND	ND	0,0285	0,0357	0,0390	ND	ND	ND
CN (mg/L)	1.0	ND	ND	ND	ND	ND	ND	0,0015	NCU	0,0015	ND	ND	ND
Pb (mg/L)	0.2	ND	ND	ND	ND	ND	ND	0,0003	0,0003	0,0003	ND	ND	ND
Ni (mg/L)	0.5	ND	ND	ND	ND	ND	ND	0,2400	0,3000	0,7200	ND	ND	ND
Zn (mg/L)	0.5	ND	ND	ND	ND	ND	ND	0,0055	0,0054	0,0097	ND	ND	ND
TSS (mg/L)	15	ND	ND	ND	ND	ND	ND	3,00	3,00	4,50	ND	ND	ND
Ra-226 (Bq/L)	0.37	ND	ND	ND	ND	ND	ND	0,0030	0,0050	0,0050	ND	ND	ND
pH low	≥6.0	ND	ND	ND	ND	ND	ND	6,2	6,4	6,0	ND	ND	ND
pH high	≤9.5	ND	ND	ND	ND	ND	ND	8,6	8,6	8,2	ND	ND	ND
Flow (m^3/month)	—	ND	ND	ND	ND	ND	ND	50 632	75 697	71 806	ND	ND	ND
Rainbow Trout	Pass	ND	ND	ND	ND	ND	ND	0	0	2	ND	ND	ND
Acute Lethality Test	Fail	ND	ND	ND	ND	ND	ND	1	1	0	ND	ND	ND
Daphnia magna	Pass	ND	ND	ND	ND	ND	ND	0	1	1	ND	ND	ND
Monitoring Test	Fail	ND	ND	ND	ND	ND	ND	1	0	1	ND	ND	ND

Comments: The required additional acute lethality tests were not conducted following the failed test in July.

NOTES:
ND: No Deposit **RF:** Reduced Frequency **NCU:** No Cyanide Used **Pass:** ≤50% Mortality **Fail:** >50% Mortality **— :** No data reported
Highlighted data indicate that a monthly effluent quality standard was exceeded for that month.
A "Pass" for the *Daphnia magna* monitoring test is not a requirement.

METAL MINING EFFLUENT REGULATIONS (MMER)
2015 EFFLUENT COMPLIANCE

MINE/MILL NAME	Phoenix Gold Project
OPERATOR NAME	Rubicon Minerals Corporation
PRODUCT(S)	Gold
ADDRESS	103 McMarmac Road, Cochenour, Ontario P0V 1L0
EFFLUENT DISCHARGE POINT	South Discharge Point

PARAMETERS	LIMITS	JAN.	FEB.	MAR.	APRIL	MAY	JUNE	JULY	AUG.	SEP.	OCT.	NOV.	DEC.
As (mg/L)	0.5	ND	ND	ND	ND	ND	ND	ND	ND	0,0129	0,0073	0,0115	ND
Cu (mg/L)	0.3	ND	ND	ND	ND	ND	ND	ND	ND	0,0026	0,0052	0,0128	ND
CN (mg/L)	1.0	ND	ND	ND	ND	ND	ND	ND	ND	0,0029	0,0320	0,0373	ND
Pb (mg/L)	0.2	ND	ND	ND	ND	ND	ND	ND	ND	0,0003	0,0010	0,0002	ND
Ni (mg/L)	0.5	ND	ND	ND	ND	ND	ND	ND	ND	0,0075	0,0230	0,0280	ND
Zn (mg/L)	0.5	ND	ND	ND	ND	ND	ND	ND	ND	0,0038	0,0172	0,0052	ND
TSS (mg/L)	15	ND	ND	ND	ND	ND	ND	ND	ND	4,50	10,03	9,17	ND
Ra-226 (Bq/L)	0.37	ND	ND	ND	ND	ND	ND	ND	ND	0,0050	0,0050	0,0067	ND
pH low	≥6.0	ND	ND	ND	ND	ND	ND	ND	ND	8,4	7,5	7,5	ND
pH high	≤9.5	ND	ND	ND	ND	ND	ND	ND	ND	8,4	8,7	7,8	ND
Flow (m^3/month)	—	ND	ND	ND	ND	ND	ND	ND	ND	816	59 074	31 347	ND
Rainbow Trout	Pass	ND	ND	ND	ND	ND	ND	ND	ND	1	1	1	ND
Acute Lethality Test	Fail	ND	ND	ND	ND	ND	ND	ND	ND	0	0	0	ND
Daphnia magna	Pass	ND	ND	ND	ND	ND	ND	ND	ND	1	1	1	ND
Monitoring Test	Fail	ND	ND	ND	ND	ND	ND	ND	ND	0	0	0	ND

Comments:

NOTES:
ND: No Deposit **RF:** Reduced Frequency **NCU:** No Cyanide Used **Pass:** ≤50% Mortality **Fail:** >50% Mortality **— :** No data reported
Highlighted data indicate that a monthly effluent quality standard was exceeded for that month.
A "Pass" for the *Daphnia magna* monitoring test is not a requirement.

METAL MINING EFFLUENT REGULATIONS (MMER)
2015 EFFLUENT COMPLIANCE

MINE/MILL NAME	Pine Cove Property
OPERATOR NAME	Anaconda Mining Incorporated
PRODUCT(S)	Gold
ADDRESS	Pine Cove Road, Pine Cove, Newfoundland and Labrador A0K 1B0
EFFLUENT DISCHARGE POINT	Polishing Pond

PARAMETERS	LIMITS	JAN.	FEB.	MAR.	APRIL	MAY	JUNE	JULY	AUG.	SEP.	OCT.	NOV.	DEC.
As (mg/L)	0.5	RF	RF	0,0005	RF	RF	0,0005	ND	0,0005	RF	RF	0,0005	ND
Cu (mg/L)	0.3	RF	RF	0,0790	RF	RF	0,0140	ND	0,0164	RF	RF	0,0079	ND
CN (mg/L)	1.0	0,1050	0,2400	0,1900	0,1800	0,0347	0,0217	ND	0,0375	0,0445	0,0420	0,0445	ND
Pb (mg/L)	0.2	RF	RF	0,0003	RF	RF	0,0005	ND	0,0008	RF	RF	0,0007	ND
Ni (mg/L)	0.5	RF	RF	0,0010	RF	RF	0,0010	ND	0,0010	RF	RF	0,0010	ND
Zn (mg/L)	0.5	RF	RF	0,0025	RF	RF	0,0089	ND	0,0025	RF	RF	0,0025	ND
TSS (mg/L)	15	8,00	2,20	1,75	4,27	8,33	1,90	ND	3,50	4,10	4,40	3,10	ND
Ra-226 (Bq/L)	0.37	RF	RF	0,0050	RF	RF	0,0050	ND	0,0050	RF	RF	0,0050	ND
pH low	≥6.0	7,9	7,9	7,7	7,8	7,7	7,8	ND	7,9	8,1	8,0	8,0	ND
pH high	≤9.5	8,0	7,9	7,8	7,9	8,0	8,0	ND	8,0	8,2	8,0	8,0	ND
Flow (m^3/month)	—	81 853	34 288	25 657	178 287	215 891	53 882	ND	99 234	54 974	37 465	31 199	ND
Rainbow Trout	Pass	RF	RF	1	RF	RF	1	ND	RF	1	RF	1	ND
Acute Lethality Test	Fail	RF	RF	0	RF	RF	0	ND	RF	0	RF	0	ND
Daphnia magna	Pass	RF	RF	1	RF	RF	1	ND	RF	1	RF	1	ND
Monitoring Test	Fail	RF	RF	0	RF	RF	0	ND	RF	0	RF	0	ND

Comments: The monthly mean concentration for copper for the month of March is greater than 10% of the limit therefore testing for copper is no longer in reduced frequency. Test results for April, May, September and October are required.

NOTES:
ND: No Deposit **RF:** Reduced Frequency **NCU:** No Cyanide Used **Pass:** ≤50% Mortality **Fail:** >50% Mortality **— :** No data reported

Highlighted data indicate that a monthly effluent quality standard was exceeded for that month.

A "Pass" for the *Daphnia magna* monitoring test is not a requirement.

METAL MINING EFFLUENT REGULATIONS (MMER)
2015 EFFLUENT COMPLIANCE

MINE/MILL NAME	Podolsky Mine
OPERATOR NAME	KGHM International Limited
PRODUCT(S)	Copper, nickel, palladium, platinum, gold
ADDRESS	Box 340, Portelance Road, Capreol, Ontario P0M 1H0
EFFLUENT DISCHARGE POINT	Norman North Bog Outlet

PARAMETERS	LIMITS	JAN.	FEB.	MAR.	APRIL	MAY	JUNE	JULY	AUG.	SEP.	OCT.	NOV.	DEC.
As (mg/L)	0.5	0,0005	0,0005	0,0005	0,0005	0,0012	0,0015	0,0013	0,0019	0,0032	0,0011	0,0005	0,0005
Cu (mg/L)	0.3	0,0054	0,0084	0,0042	0,0072	0,0128	0,0109	0,0078	0,0088	0,0069	0,0062	0,0062	0,0063
CN (mg/L)	1.0	NCU	NCU	NCU	NCU	NCU	NCU	NCU	NCU	NCU	NCU	NCU	NCU
Pb (mg/L)	0.2	0,0005	0,0011	0,0005	0,0005	0,0005	0,0005	0,0005	0,0005	0,0005	0,0005	0,0005	0,0006
Ni (mg/L)	0.5	0,1618	0,2173	0,1755	0,0922	0,0798	0,0706	0,0472	0,0878	0,0661	0,0701	0,0716	0,0706
Zn (mg/L)	0.5	0,0073	0,0079	0,0047	0,0072	0,0075	0,0030	0,0015	0,0039	0,0037	0,0056	0,0047	0,0069
TSS (mg/L)	15	0,35	0,67	0,68	0,73	0,76	1,86	1,70	0,68	1,18	1,01	0,51	0,48
Ra-226 (Bq/L)	0.37	0,0025	-	-	0,0025	RF	RF	0,0040	RF	-	0,0040	RF	-
pH low	≥6.0	7,2	6,9	6,9	6,7	6,8	6,9	6,9	7,1	7,1	6,8	6,7	6,4
pH high	≤9.5	7,9	7,3	8,0	7,5	7,5	7,4	6,9	7,3	7,4	7,6	7,7	7,3
Flow (m^3/month)	—	3 317	1 419	2 232	39 228	21 408	4 422	174	388	1 987	2 868	10 508	26 251
Rainbow Trout	Pass	1	-	-	1	-	-	1	-	-	1	-	-
Acute Lethality Test	Fail	0	-	-	0	-	-	0	-	-	0	-	-
Daphnia magna	Pass	1	-	-	1	-	-	1	-	-	1	-	-
Monitoring Test	Fail	0	-	-	0	-	-	0	-	-	0	-	-

Comments: The company reported that testing for radium-226 was under "normal frequency" for the months of February, March, September and December, indicating that testing was required for these months. The company reported that acute lethality testing was under "normal frequency" for the months of February, March, May, June, August, September, November and December, indicating that testing was required for these months.

NOTES:
ND: No Deposit **RF:** Reduced Frequency **NCU:** No Cyanide Used **Pass:** ≤50% Mortality **Fail:** >50% Mortality **— :** No data reported

Highlighted data indicate that a monthly effluent quality standard was exceeded for that month.

A "Pass" for the *Daphnia magna* monitoring test is not a requirement.

METAL MINING EFFLUENT REGULATIONS (MMER)
2015 EFFLUENT COMPLIANCE

MINE/MILL NAME	Porcupine Gold Mines (Dome Mine)
OPERATOR NAME	Goldcorp Canada Limited
PRODUCT(S)	Gold
ADDRESS	1 Gold Mine Road, P.O. Box 70, South Porcupine, Ontario P0N 1H0
EFFLUENT DISCHARGE POINT	Mine Effluent Treatment Plant - Dome Mine

PARAMETERS	LIMITS	JAN.	FEB.	MAR.	APRIL	MAY	JUNE	JULY	AUG.	SEP.	OCT.	NOV.	DEC.
As (mg/L)	0.5	ND	ND	ND	ND	ND	ND	0,0016	0,0016	0,0066	0,0072	ND	ND
Cu (mg/L)	0.3	ND	ND	ND	ND	ND	ND	0,0452	0,0249	0,0161	0,0167	ND	ND
CN (mg/L)	1.0	ND	ND	ND	ND	ND	ND	0,0320	0,0398	0,0333	0,0430	ND	ND
Pb (mg/L)	0.2	ND	ND	ND	ND	ND	ND	0,0022	0,0033	0,0031	0,0004	ND	ND
Ni (mg/L)	0.5	ND	ND	ND	ND	ND	ND	0,0357	0,0384	0,0288	0,0282	ND	ND
Zn (mg/L)	0.5	ND	ND	ND	ND	ND	ND	0,0005	0,0043	0,0013	0,0004	ND	ND
TSS (mg/L)	15	ND	ND	ND	ND	ND	ND	0,50	1,48	1,73	0,50	ND	ND
Ra-226 (Bq/L)	0.37	ND	ND	ND	ND	ND	ND	0,0025	0,0025	0,0025	0,0025	ND	ND
pH low	≥6.0	ND	ND	ND	ND	ND	ND	7,4	7,3	7,2	7,6	ND	ND
pH high	≤9.5	ND	ND	ND	ND	ND	ND	7,7	7,5	7,4	7,6	ND	ND
Flow (m^3/month)	—	ND	ND	ND	ND	ND	ND	159 775	712 157	755 880	76 626	ND	ND
Rainbow Trout	Pass	ND	ND	ND	ND	ND	ND	1	1	1	1	ND	ND
Acute Lethality Test	Fail	ND	ND	ND	ND	ND	ND	0	0	0	0	ND	ND
Daphnia magna	Pass	ND	ND	ND	ND	ND	ND	1	1	1	1	ND	ND
Monitoring Test	Fail	ND	ND	ND	ND	ND	ND	0	0	0	0	ND	ND

Comments:

NOTES:
ND: No Deposit **RF:** Reduced Frequency **NCU:** No Cyanide Used **Pass:** ≤50% Mortality **Fail:** >50% Mortality **— :** No data reported
Highlighted data indicate that a monthly effluent quality standard was exceeded for that month.
A "Pass" for the *Daphnia magna* monitoring test is not a requirement.

METAL MINING EFFLUENT REGULATIONS (MMER)
2015 EFFLUENT COMPLIANCE

MINE/MILL NAME	Porcupine Gold Mines (Dome Mine)
OPERATOR NAME	Goldcorp Canada Limited
PRODUCT(S)	Gold
ADDRESS	1 Gold Mine Road, P.O. Box 70, South Porcupine, Ontario P0N 1H0
EFFLUENT DISCHARGE POINT	Mine Water Storage Pond - Dome Mine

PARAMETERS	LIMITS	JAN.	FEB.	MAR.	APRIL	MAY	JUNE	JULY	AUG.	SEP.	OCT.	NOV.	DEC.
As (mg/L)	0.5	0,0036	0,0030	0,0023	0,0082	0,0058	0,0053	0,0041	0,0057	0,0052	0,0053	0,0040	0,0145
Cu (mg/L)	0.3	0,0040	0,0071	0,0057	0,0052	0,0127	0,0057	0,0040	0,0061	0,0026	0,0041	0,0026	0,2704
CN (mg/L)	1.0	0,0025	0,0043	0,0025	0,0025	0,0025	0,0025	0,0025	0,0025	0,0025	0,0025	0,0032	0,0025
Pb (mg/L)	0.2	0,0040	0,0040	0,0040	0,0031	0,0040	0,0040	0,0031	0,0048	0,0031	0,0040	0,0040	0,0040
Ni (mg/L)	0.5	0,0503	0,0168	0,0183	0,0192	0,0172	0,0158	0,0155	0,0164	0,0140	0,0160	0,0169	0,1906
Zn (mg/L)	0.5	0,0112	0,0131	0,0112	0,0130	0,0124	0,0074	0,0065	0,0076	0,0052	0,0058	0,0060	0,0271
TSS (mg/L)	15	1,23	2,70	2,88	4,75	1,60	5,58	4,28	2,38	2,13	2,95	2,64	5,88
Ra-226 (Bq/L)	0.37	0,0025	RF	RF	0,0025	RF	RF	0,0025	RF	RF	0,0025	RF	RF
pH low	≥6.0	8,0	7,9	8,0	8,0	8,1	8,0	7,3	8,1	8,0	8,0	7,9	8,0
pH high	≤9.5	8,1	8,1	8,2	8,2	8,2	8,2	8,2	8,2	8,2	8,1	8,2	8,1
Flow (m^3/month)	—	65 715	49 904	50 961	130 365	126 612	110 244	63 494	76 067	94 298	40 757	76 818	69 362
Rainbow Trout	Pass	1	RF	RF	1	-	-	1	RF	RF	1	RF	RF
Acute Lethality Test	Fail	0	RF	RF	0	-	-	0	RF	RF	0	RF	RF
Daphnia magna	Pass	1	RF	RF	1	-	-	1	RF	RF	1	RF	RF
Monitoring Test	Fail	0	RF	RF	0	-	-	0	RF	RF	0	RF	RF

Comments: The company reported that acute lethality testing was under "normal frequency" for the months of May and June, indicating that testing was required for these months.

NOTES:
ND: No Deposit **RF:** Reduced Frequency **NCU:** No Cyanide Used **Pass:** ≤50% Mortality **Fail:** >50% Mortality **— :** No data reported
Highlighted data indicate that a monthly effluent quality standard was exceeded for that month.
A "Pass" for the *Daphnia magna* monitoring test is not a requirement.

METAL MINING EFFLUENT REGULATIONS (MMER)
2015 EFFLUENT COMPLIANCE

MINE/MILL NAME	Porcupine Gold Mines (Hollinger Mine)
OPERATOR NAME	Goldcorp Canada Limited
PRODUCT(S)	Gold
ADDRESS	4315 Gold Mine Road, South Porcupine, Ontario P0N 1H0
EFFLUENT DISCHARGE POINT	Little Pearl Mine Water

PARAMETERS	LIMITS	JAN.	FEB.	MAR.	APRIL	MAY	JUNE	JULY	AUG.	SEP.	OCT.	NOV.	DEC.
As (mg/L)	0.5	-	-	-	-	-	-	-	-	-	0,0023	0,0059	0,0029
Cu (mg/L)	0.3	-	-	-	-	-	-	-	-	-	0,0016	0,0017	0,0011
CN (mg/L)	1.0	-	-	-	-	-	-	-	-	-	0,0059	0,0025	0,0025
Pb (mg/L)	0.2	-	-	-	-	-	-	-	-	-	0,0022	0,0016	0,0022
Ni (mg/L)	0.5	-	-	-	-	-	-	-	-	-	0,0023	0,0035	0,0035
Zn (mg/L)	0.5	-	-	-	-	-	-	-	-	-	0,0032	0,0430	0,0042
TSS (mg/L)	15	-	-	-	-	-	-	-	-	-	4,13	7,60	3,03
Ra-226 (Bq/L)	0.37	-	-	-	-	-	-	-	-	-	0,0025	0,0025	0,0025
pH low	≥6.0	-	-	-	-	-	-	-	-	-	8,0	7,9	8,0
pH high	≤9.5	-	-	-	-	-	-	-	-	-	8,2	8,1	8,1
Flow (m^3/month)	—	-	-	-	-	-	-	-	-	-	24 694	348 805	260 540
Rainbow Trout	Pass	-	-	-	-	-	-	-	-	-	1	1	1
Acute Lethality Test	Fail	-	-	-	-	-	-	-	-	-	0	0	0
Daphnia magna	Pass	-	-	-	-	-	-	-	-	-	1	1	1
Monitoring Test	Fail	-	-	-	-	-	-	-	-	-	0	0	0

Comments: The 2015 annual report for this facility was submitted February 14, 2017 which is later than the deadline of March 31, 2016. This final discharge point was activated in October 2015.

NOTES:
ND: No Deposit **RF:** Reduced Frequency **NCU:** No Cyanide Used **Pass:** ≤50% Mortality **Fail:** >50% Mortality **— :** No data reported

Highlighted data indicate that a monthly effluent quality standard was exceeded for that month.

A "Pass" for the *Daphnia magna* monitoring test is not a requirement.

METAL MINING EFFLUENT REGULATIONS (MMER)
2015 EFFLUENT COMPLIANCE

MINE/MILL NAME	Porcupine Gold Mines (Owl Creek Pit)
OPERATOR NAME	Goldcorp Canada Limited
PRODUCT(S)	Gold
ADDRESS	1 Gold Mine Road, P.O. Box 70, South Porcupine, Ontario P0N 1H0
EFFLUENT DISCHARGE POINT	Owl Creek Discharge 1

PARAMETERS	LIMITS	JAN.	FEB.	MAR.	APRIL	MAY	JUNE	JULY	AUG.	SEP.	OCT.	NOV.	DEC.
As (mg/L)	0.5	ND	ND	ND	ND	ND	ND	ND	ND	ND	ND	ND	ND
Cu (mg/L)	0.3	ND	ND	ND	ND	ND	ND	ND	ND	ND	ND	ND	ND
CN (mg/L)	1.0	ND	ND	ND	ND	ND	ND	ND	ND	ND	ND	ND	ND
Pb (mg/L)	0.2	ND	ND	ND	ND	ND	ND	ND	ND	ND	ND	ND	ND
Ni (mg/L)	0.5	ND	ND	ND	ND	ND	ND	ND	ND	ND	ND	ND	ND
Zn (mg/L)	0.5	ND	ND	ND	ND	ND	ND	ND	ND	ND	ND	ND	ND
TSS (mg/L)	15	ND	ND	ND	ND	ND	ND	ND	ND	ND	ND	ND	ND
Ra-226 (Bq/L)	0.37	ND	ND	ND	ND	ND	ND	ND	ND	ND	ND	ND	ND
pH low	≥6.0	ND	ND	ND	ND	ND	ND	ND	ND	ND	ND	ND	ND
pH high	≤9.5	ND	ND	ND	ND	ND	ND	ND	ND	ND	ND	ND	ND
Flow (m^3/month)	—	ND	ND	ND	ND	ND	ND	ND	ND	ND	ND	ND	ND
Rainbow Trout	Pass	ND	ND	ND	ND	ND	ND	ND	ND	ND	ND	ND	ND
Acute Lethality Test	Fail	ND	ND	ND	ND	ND	ND	ND	ND	ND	ND	ND	ND
Daphnia magna	Pass	ND	ND	ND	ND	ND	ND	ND	ND	ND	ND	ND	ND
Monitoring Test	Fail	ND	ND	ND	ND	ND	ND	ND	ND	ND	ND	ND	ND

Comments:

NOTES:
ND: No Deposit **RF:** Reduced Frequency **NCU:** No Cyanide Used **Pass:** ≤50% Mortality **Fail:** >50% Mortality **— :** No data reported
Highlighted data indicate that a monthly effluent quality standard was exceeded for that month.
A "Pass" for the *Daphnia magna* monitoring test is not a requirement.

METAL MINING EFFLUENT REGULATIONS (MMER)
2015 EFFLUENT COMPLIANCE

MINE/MILL NAME	Porcupine Gold Mines (Owl Creek Pit)
OPERATOR NAME	Goldcorp Canada Limited
PRODUCT(S)	Gold
ADDRESS	1 Gold Mine Road, P.O. Box 70, South Porcupine, Ontario P0N 1H0
EFFLUENT DISCHARGE POINT	Owl Creek Discharge 2

PARAMETERS	LIMITS	JAN.	FEB.	MAR.	APRIL	MAY	JUNE	JULY	AUG.	SEP.	OCT.	NOV.	DEC.
As (mg/L)	0.5	ND	ND	ND	ND	ND	0,0016	0,0014	ND	ND	ND	ND	ND
Cu (mg/L)	0.3	ND	ND	ND	ND	ND	0,0014	0,0019	ND	ND	ND	ND	ND
CN (mg/L)	1.0	ND	ND	ND	ND	ND	0,0025	0,0025	ND	ND	ND	ND	ND
Pb (mg/L)	0.2	ND	ND	ND	ND	ND	0,0004	0,0022	ND	ND	ND	ND	ND
Ni (mg/L)	0.5	ND	ND	ND	ND	ND	0,0029	0,0044	ND	ND	ND	ND	ND
Zn (mg/L)	0.5	ND	ND	ND	ND	ND	0,0030	0,0057	ND	ND	ND	ND	ND
TSS (mg/L)	15	ND	ND	ND	ND	ND	1,00	3,05	ND	ND	ND	ND	ND
Ra-226 (Bq/L)	0.37	ND	ND	ND	ND	ND	0,0025	0,0025	ND	ND	ND	ND	ND
pH low	≥6.0	ND	ND	ND	ND	ND	8,5	7,6	ND	ND	ND	ND	ND
pH high	≤9.5	ND	ND	ND	ND	ND	8,5	8,5	ND	ND	ND	ND	ND
Flow (m^3/month)	—	ND	ND	ND	ND	ND	42 476	115 805	ND	ND	ND	ND	ND
Rainbow Trout	Pass	ND	ND	ND	ND	ND	1	1	ND	ND	ND	ND	ND
Acute Lethality Test	Fail	ND	ND	ND	ND	ND	0	0	ND	ND	ND	ND	ND
Daphnia magna	Pass	ND	ND	ND	ND	ND	1	1	ND	ND	ND	ND	ND
Monitoring Test	Fail	ND	ND	ND	ND	ND	0	0	ND	ND	ND	ND	ND

Comments:

NOTES:
ND: No Deposit **RF:** Reduced Frequency **NCU:** No Cyanide Used **Pass:** ≤50% Mortality **Fail:** >50% Mortality **— :** No data reported
Highlighted data indicate that a monthly effluent quality standard was exceeded for that month.
A "Pass" for the *Daphnia magna* monitoring test is not a requirement.

METAL MINING EFFLUENT REGULATIONS (MMER)
2015 EFFLUENT COMPLIANCE

MINE/MILL NAME	Porcupine Gold Mines (Pamour Mine)
OPERATOR NAME	Goldcorp Canada Limited
PRODUCT(S)	Gold
ADDRESS	1 Gold Mine Road, P.O. Box 70, South Porcupine, Ontario P0N 1H0
EFFLUENT DISCHARGE POINT	Pamour Mine Water

PARAMETERS	LIMITS	JAN.	FEB.	MAR.	APRIL	MAY	JUNE	JULY	AUG.	SEP.	OCT.	NOV.	DEC.
As (mg/L)	0.5	0,1496	0,2233	0,2428	0,0842	0,0912	0,1191	ND	ND	ND	0,1261	0,0544	0,0451
Cu (mg/L)	0.3	0,0043	0,0007	0,0012	0,0017	0,0024	0,0008	ND	ND	ND	0,0006	0,0015	0,0021
CN (mg/L)	1.0	0,0025	0,0034	0,0036	0,0025	0,0025	0,0025	ND	ND	ND	0,0025	0,0032	0,0025
Pb (mg/L)	0.2	0,0027	0,0033	0,0031	0,0025	0,0024	0,0028	ND	ND	ND	0,0016	0,0026	0,0026
Ni (mg/L)	0.5	0,0402	0,0349	0,0247	0,0180	0,0161	0,0173	ND	ND	ND	0,0144	0,0227	0,0223
Zn (mg/L)	0.5	0,0082	0,0085	0,0062	0,0063	0,0041	0,0011	ND	ND	ND	0,0004	0,0009	0,0014
TSS (mg/L)	15	4,02	6,40	6,18	3,98	2,73	2,80	ND	ND	ND	0,50	1,98	1,56
Ra-226 (Bq/L)	0.37	0,0025	RF	RF	0,0025	0,0025	RF	ND	ND	ND	0,0025	0,0025	0,0025
pH low	≥6.0	6,8	7,4	7,4	7,5	7,8	8,3	ND	ND	ND	8,3	7,9	7,8
pH high	≤9.5	7,7	7,7	7,6	7,7	8,2	9,1	ND	ND	ND	8,7	8,2	8,0
Flow (m^3/month)	—	6 653	3 150	1 646	67 750	28 016	13 180	ND	ND	ND	6 983	12 804	11 737
Rainbow Trout	Pass	1	RF	RF	1	RF	RF	ND	ND	ND	1	RF	RF
Acute Lethality Test	Fail	0	RF	RF	0	RF	RF	ND	ND	ND	0	RF	RF
Daphnia magna	Pass	1	RF	RF	1	RF	RF	ND	ND	ND	1	RF	RF
Monitoring Test	Fail	0	RF	RF	0	RF	RF	ND	ND	ND	0	RF	RF

Comments:

NOTES:
ND: No Deposit **RF:** Reduced Frequency **NCU:** No Cyanide Used **Pass:** ≤50% Mortality **Fail:** >50% Mortality **— :** No data reported
Highlighted data indicate that a monthly effluent quality standard was exceeded for that month.
A "Pass" for the *Daphnia magna* monitoring test is not a requirement.

METAL MINING EFFLUENT REGULATIONS (MMER)
2015 EFFLUENT COMPLIANCE

MINE/MILL NAME	Quebec Lithium (Mine)
OPERATOR NAME	RB Energy Incorporated
PRODUCT(S)	Lithium
ADDRESS	500 Route of Lithium, La Corne, Quebec J0Y 1R0
EFFLUENT DISCHARGE POINT	Effluent final

PARAMETERS	LIMITS	JAN.	FEB.	MAR.	APRIL	MAY	JUNE	JULY	AUG.	SEP.	OCT.	NOV.	DEC.
As (mg/L)	0.5	-	-	-	-	-	-	0,0003	0,0003	0,0003	0,0014	0,0003	ND
Cu (mg/L)	0.3	-	-	-	-	-	-	0,0006	0,0003	0,0003	0,0003	0,0012	ND
CN (mg/L)	1.0	-	-	-	-	-	-	0,0025	0,0025	0,0241	0,0025	0,0025	ND
Pb (mg/L)	0.2	-	-	-	-	-	-	0,0002	0,0072	0,0002	0,0003	0,0006	ND
Ni (mg/L)	0.5	-	-	-	-	-	-	0,0003	0,0003	0,0003	0,0004	0,0287	ND
Zn (mg/L)	0.5	-	-	-	-	-	-	0,0005	0,0005	0,0005	0,0005	0,0005	ND
TSS (mg/L)	15	-	-	-	-	-	-	1,25	0,63	1,88	0,88	0,50	ND
Ra-226 (Bq/L)	0.37	-	-	-	-	-	-	0,0010	0,0010	0,0013	0,0010	0,0013	ND
pH low	≥6.0	-	-	-	-	-	-	7,4	6,9	7,5	7,4	7,2	ND
pH high	≤9.5	-	-	-	-	-	-	7,6	7,1	9,0	8,0	7,8	ND
Flow (m^3/month)	—	-	-	-	-	-	-	12 750	36 130	23 510	22 687	16 488	ND
Rainbow Trout	Pass	-	-	-	-	-	-	3	1	3	4	1	ND
Acute Lethality Test	Fail	-	-	-	-	-	-	0	3	1	0	0	ND
Daphnia magna	Pass	-	-	-	-	-	-	3	4	4	4	1	ND
Monitoring Test	Fail	-	-	-	-	-	-	0	0	0	0	0	ND

Comments: This final discharge point was activated in July 2015.

NOTES:
ND: No Deposit **RF:** Reduced Frequency **NCU:** No Cyanide Used **Pass:** ≤50% Mortality **Fail:** >50% Mortality **— :** No data reported
Highlighted data indicate that a monthly effluent quality standard was exceeded for that month.
A "Pass" for the *Daphnia magna* monitoring test is not a requirement.

METAL MINING EFFLUENT REGULATIONS (MMER)
2015 EFFLUENT COMPLIANCE

MINE/MILL NAME	Rabbit Lake Operation
OPERATOR NAME	Cameco Corporation
PRODUCT(S)	Uranium
ADDRESS	2121-11th Street West, Saskatoon, Saskatchewan S7M 1J3
EFFLUENT DISCHARGE POINT	Station 2.3.3

PARAMETERS	LIMITS	JAN.	FEB.	MAR.	APRIL	MAY	JUNE	JULY	AUG.	SEP.	OCT.	NOV.	DEC.
As (mg/L)	0.5	0,0036	0,0025	0,0057	0,0035	0,0015	0,0016	0,0017	0,0033	0,0066	0,0056	0,0055	0,0071
Cu (mg/L)	0.3	0,0050	0,0037	0,0037	0,0039	0,0017	0,0012	0,0017	0,0020	0,0032	0,0034	0,0034	0,0035
CN (mg/L)	1.0	NCU	NCU	NCU	NCU	NCU	NCU	NCU	NCU	NCU	NCU	NCU	NCU
Pb (mg/L)	0.2	0,0002	0,0002	0,0001	0,0001	0,0001	0,0001	0,0001	0,0001	0,0001	0,0001	0,0001	0,0001
Ni (mg/L)	0.5	0,0049	0,0054	0,0066	0,0060	0,0036	0,0033	0,0047	0,0048	0,0072	0,0067	0,0074	0,0079
Zn (mg/L)	0.5	0,0007	0,0008	0,0010	0,0015	0,0011	0,0015	0,0027	0,0012	0,0011	0,0012	0,0011	0,0008
TSS (mg/L)	15	0,88	0,63	0,90	1,88	0,63	0,50	0,50	0,50	3,00	1,25	0,90	4,38
Ra-226 (Bq/L)	0.37	0,0060	0,0060	0,0136	0,0058	0,0043	0,0030	0,0034	0,0047	0,0055	0,0044	0,0054	0,0071
pH low	≥6.0	7,3	7,1	6,8	6,9	6,9	6,8	6,7	6,8	6,7	6,9	7,0	7,0
pH high	≤9.5	7,6	7,4	7,2	7,3	7,2	7,1	7,3	7,4	7,1	7,5	7,5	7,3
Flow (m^3/month)	—	345 076	312 638	344 746	378 065	399 576	352 045	401 303	403 227	348 209	372 125	301 913	284 727
Rainbow Trout	Pass	1	RF	RF	1	RF	RF	1	RF	RF	1	RF	RF
Acute Lethality Test	Fail	0	RF	RF	0	RF	RF	0	RF	RF	0	RF	RF
Daphnia magna	Pass	1	RF	RF	1	RF	RF	1	RF	RF	1	RF	RF
Monitoring Test	Fail	0	RF	RF	0	RF	RF	0	RF	RF	0	RF	RF

Comments: The company reported that acute lethality testing was under "normal frequency" for the months of February, March, May, June, August, September, November and December, indicating that testing was required for these months.

NOTES:
ND: No Deposit **RF:** Reduced Frequency **NCU:** No Cyanide Used **Pass:** ≤50% Mortality **Fail:** >50% Mortality **— :** No data reported

Highlighted data indicate that a monthly effluent quality standard was exceeded for that month.

A "Pass" for the *Daphnia magna* monitoring test is not a requirement.

METAL MINING EFFLUENT REGULATIONS (MMER)
2015 EFFLUENT COMPLIANCE

MINE/MILL NAME	Raglan (Mine)
OPERATOR NAME	Glencore Canada Corporation
PRODUCT(S)	Nickel, copper
ADDRESS	120 Airport Avenue, Rouyn-Noranda, Quebec J9Y 0G1
EFFLUENT DISCHARGE POINT	DIR-HSA

PARAMETERS	LIMITS	JAN.	FEB.	MAR.	APRIL	MAY	JUNE	JULY	AUG.	SEP.	OCT.	NOV.	DEC.
As (mg/L)	0.5	ND	ND	ND	ND	ND	ND	ND	ND	ND	ND	ND	ND
Cu (mg/L)	0.3	ND	ND	ND	ND	ND	ND	ND	ND	ND	ND	ND	ND
CN (mg/L)	1.0	ND	ND	ND	ND	ND	ND	ND	ND	ND	ND	ND	ND
Pb (mg/L)	0.2	ND	ND	ND	ND	ND	ND	ND	ND	ND	ND	ND	ND
Ni (mg/L)	0.5	ND	ND	ND	ND	ND	ND	ND	ND	ND	ND	ND	ND
Zn (mg/L)	0.5	ND	ND	ND	ND	ND	ND	ND	ND	ND	ND	ND	ND
TSS (mg/L)	15	ND	ND	ND	ND	ND	ND	ND	ND	ND	ND	ND	ND
Ra-226 (Bq/L)	0.37	ND	ND	ND	ND	ND	ND	ND	ND	ND	ND	ND	ND
pH low	≥6.0	ND	ND	ND	ND	ND	ND	ND	ND	ND	ND	ND	ND
pH high	≤9.5	ND	ND	ND	ND	ND	ND	ND	ND	ND	ND	ND	ND
Flow (m^3/month)	—	ND	ND	ND	ND	ND	ND	ND	ND	ND	ND	ND	ND
Rainbow Trout	Pass	ND	ND	ND	ND	ND	ND	ND	ND	ND	ND	ND	ND
Acute Lethality Test	Fail	ND	ND	ND	ND	ND	ND	ND	ND	ND	ND	ND	ND
Daphnia magna	Pass	ND	ND	ND	ND	ND	ND	ND	ND	ND	ND	ND	ND
Monitoring Test	Fail	ND	ND	ND	ND	ND	ND	ND	ND	ND	ND	ND	ND

Comments:

NOTES:
ND: No Deposit **RF:** Reduced Frequency **NCU:** No Cyanide Used **Pass:** ≤50% Mortality **Fail:** >50% Mortality **— :** No data reported
Highlighted data indicate that a monthly effluent quality standard was exceeded for that month.
A "Pass" for the *Daphnia magna* monitoring test is not a requirement.

METAL MINING EFFLUENT REGULATIONS (MMER)
2015 EFFLUENT COMPLIANCE

MINE/MILL NAME	Raglan (Mine)
OPERATOR NAME	Glencore Canada Corporation
PRODUCT(S)	Nickel, copper
ADDRESS	120 Airport Avenue, Rouyn-Noranda, Quebec J9Y 0G1
EFFLUENT DISCHARGE POINT	Dir-SPOON

PARAMETERS	LIMITS	JAN.	FEB.	MAR.	APRIL	MAY	JUNE	JULY	AUG.	SEP.	OCT.	NOV.	DEC.
As (mg/L)	0.5	ND	ND	ND	ND	ND	ND	0,0005	0,0005	0,0005	ND	ND	ND
Cu (mg/L)	0.3	ND	ND	ND	ND	ND	ND	0,0130	0,0108	0,0094	ND	ND	ND
CN (mg/L)	1.0	ND	ND	ND	ND	ND	ND	NCU	NCU	NCU	ND	ND	ND
Pb (mg/L)	0.2	ND	ND	ND	ND	ND	ND	0,0003	0,0003	0,0003	ND	ND	ND
Ni (mg/L)	0.5	ND	ND	ND	ND	ND	ND	0,1600	0,1500	0,1443	ND	ND	ND
Zn (mg/L)	0.5	ND	ND	ND	ND	ND	ND	0,0035	0,0035	0,0035	ND	ND	ND
TSS (mg/L)	15	ND	ND	ND	ND	ND	ND	4,50	3,50	1,00	ND	ND	ND
Ra-226 (Bq/L)	0.37	ND	ND	ND	ND	ND	ND	0,0010	RF	RF	ND	ND	ND
pH low	≥6.0	ND	ND	ND	ND	ND	ND	6,5	7,0	7,0	ND	ND	ND
pH high	≤9.5	ND	ND	ND	ND	ND	ND	6,7	8,0	7,8	ND	ND	ND
Flow (m^3/month)	—	ND	ND	ND	ND	ND	ND	51 450	121 806	118 307	ND	ND	ND
Rainbow Trout	Pass	ND	ND	ND	ND	ND	ND	1	1	1	ND	ND	ND
Acute Lethality Test	Fail	ND	ND	ND	ND	ND	ND	0	0	0	ND	ND	ND
Daphnia magna	Pass	ND	ND	ND	ND	ND	ND	0	1	1	ND	ND	ND
Monitoring Test	Fail	ND	ND	ND	ND	ND	ND	1	0	0	ND	ND	ND

Comments:

NOTES:
ND: No Deposit **RF:** Reduced Frequency **NCU:** No Cyanide Used **Pass:** ≤50% Mortality **Fail:** >50% Mortality **— :** No data reported
Highlighted data indicate that a monthly effluent quality standard was exceeded for that month.
A "Pass" for the *Daphnia magna* monitoring test is not a requirement.

METAL MINING EFFLUENT REGULATIONS (MMER)
2015 EFFLUENT COMPLIANCE

MINE/MILL NAME	Raglan (Mine)
OPERATOR NAME	Glencore Canada Corporation
PRODUCT(S)	Nickel, copper
ADDRESS	120 Airport Avenue, Rouyn-Noranda, Quebec J9Y 0G1
EFFLUENT DISCHARGE POINT	DIR-UT

PARAMETERS	LIMITS	JAN.	FEB.	MAR.	APRIL	MAY	JUNE	JULY	AUG.	SEP.	OCT.	NOV.	DEC.
As (mg/L)	0.5	ND	ND	ND	ND	ND	0,0005	0,0005	0,0005	0,0005	0,0005	0,0005	ND
Cu (mg/L)	0.3	ND	ND	ND	ND	ND	0,0056	0,0027	0,0015	0,0018	0,0019	0,0019	ND
CN (mg/L)	1.0	ND	ND	ND	ND	ND	NCU	NCU	NCU	NCU	NCU	NCU	ND
Pb (mg/L)	0.2	ND	ND	ND	ND	ND	0,0007	0,0009	0,0003	0,0003	0,0004	0,0003	ND
Ni (mg/L)	0.5	ND	ND	ND	ND	ND	0,2275	0,2975	0,1885	0,2325	0,3850	0,3750	ND
Zn (mg/L)	0.5	ND	ND	ND	ND	ND	0,0048	0,0035	0,0047	0,0035	0,0035	0,0035	ND
TSS (mg/L)	15	ND	ND	ND	ND	ND	4,25	1,00	2,80	3,50	4,25	3,00	ND
Ra-226 (Bq/L)	0.37	ND	ND	ND	ND	ND	0,0020	0,0010	RF	RF	0,0050	RF	ND
pH low	≥6.0	ND	ND	ND	ND	ND	6,5	7,4	7,2	7,2	7,3	7,1	ND
pH high	≤9.5	ND	ND	ND	ND	ND	8,2	8,5	8,3	8,1	7,8	7,5	ND
Flow (m^3/month)	—	ND	ND	ND	ND	ND	39 117	69 834	106 498	85 401	108 364	52 163	ND
Rainbow Trout	Pass	ND	ND	ND	ND	ND	1	1	1	1	1	1	ND
Acute Lethality Test	Fail	ND	ND	ND	ND	ND	0	0	0	0	0	0	ND
Daphnia magna	Pass	ND	ND	ND	ND	ND	1	1	1	1	1	1	ND
Monitoring Test	Fail	ND	ND	ND	ND	ND	0	0	0	0	0	0	ND

Comments:

NOTES:
ND: No Deposit **RF:** Reduced Frequency **NCU:** No Cyanide Used **Pass:** ≤50% Mortality **Fail:** >50% Mortality **— :** No data reported
Highlighted data indicate that a monthly effluent quality standard was exceeded for that month.
A "Pass" for the *Daphnia magna* monitoring test is not a requirement.

METAL MINING EFFLUENT REGULATIONS (MMER)
2015 EFFLUENT COMPLIANCE

MINE/MILL NAME	Raglan (Mine)
OPERATOR NAME	Glencore Canada Corporation
PRODUCT(S)	Nickel, copper
ADDRESS	120 Airport Avenue, Rouyn-Noranda, Quebec J9Y 0G1
EFFLUENT DISCHARGE POINT	DIR-Z3

PARAMETERS	LIMITS	JAN.	FEB.	MAR.	APRIL	MAY	JUNE	JULY	AUG.	SEP.	OCT.	NOV.	DEC.
As (mg/L)	0.5	ND	ND	ND	ND	ND	0,0005	0,0005	0,0005	0,0005	0,0005	0,0005	ND
Cu (mg/L)	0.3	ND	ND	ND	ND	ND	0,0005	0,0005	0,0009	0,0007	0,0005	0,0011	ND
CN (mg/L)	1.0	ND	ND	ND	ND	ND	NCU	NCU	NCU	NCU	NCU	NCU	ND
Pb (mg/L)	0.2	ND	ND	ND	ND	ND	0,0003	0,0003	0,0003	0,0003	0,0003	0,0003	ND
Ni (mg/L)	0.5	ND	ND	ND	ND	ND	0,2825	0,1148	0,1560	0,1900	0,2185	0,2280	ND
Zn (mg/L)	0.5	ND	ND	ND	ND	ND	0,0035	0,0035	0,0035	0,0056	0,0035	0,0035	ND
TSS (mg/L)	15	ND	ND	ND	ND	ND	3,00	1,75	1,40	3,50	3,50	1,80	ND
Ra-226 (Bq/L)	0.37	ND	ND	ND	ND	ND	0,0010	0,0020	RF	RF	0,0025	RF	ND
pH low	≥6.0	ND	ND	ND	ND	ND	7,6	7,2	7,3	8,0	8,1	7,8	ND
pH high	≤9.5	ND	ND	ND	ND	ND	7,9	8,3	8,2	8,3	8,3	8,2	ND
Flow (m^3/month)	—	ND	ND	ND	ND	ND	56 888	236 821	282 902	181 589	185 172	174 394	ND
Rainbow Trout	Pass	ND	ND	ND	ND	ND	1	1	1	1	1	1	ND
Acute Lethality Test	Fail	ND	ND	ND	ND	ND	0	0	0	0	0	0	ND
Daphnia magna	Pass	ND	ND	ND	ND	ND	1	1	0	1	1	1	ND
Monitoring Test	Fail	ND	ND	ND	ND	ND	0	0	1	0	0	0	ND

Comments:

NOTES:
ND: No Deposit **RF:** Reduced Frequency **NCU:** No Cyanide Used **Pass:** ≤50% Mortality **Fail:** >50% Mortality **— :** No data reported
Highlighted data indicate that a monthly effluent quality standard was exceeded for that month.
A "Pass" for the *Daphnia magna* monitoring test is not a requirement.

METAL MINING EFFLUENT REGULATIONS (MMER)
2015 EFFLUENT COMPLIANCE

MINE/MILL NAME	Rainy River Project
OPERATOR NAME	New Gold Incorporated
PRODUCT(S)	Gold, nickel, copper
ADDRESS	5969 Highway 11/71, Emo, Ontario P0W 1L0
EFFLUENT DISCHARGE POINT	Process Plant Site

PARAMETERS	LIMITS	JAN.	FEB.	MAR.	APRIL	MAY	JUNE	JULY	AUG.	SEP.	OCT.	NOV.	DEC.
As (mg/L)	0.5	-	-	-	-	-	-	-	-	-	-	-	-
Cu (mg/L)	0.3	-	-	-	-	-	-	-	-	-	-	-	-
CN (mg/L)	1.0	-	-	-	-	-	-	-	-	-	-	-	-
Pb (mg/L)	0.2	-	-	-	-	-	-	-	-	-	-	-	-
Ni (mg/L)	0.5	-	-	-	-	-	-	-	-	-	-	-	-
Zn (mg/L)	0.5	-	-	-	-	-	-	-	-	-	-	-	-
TSS (mg/L)	15	-	-	-	-	-	-	-	-	-	-	-	-
Ra-226 (Bq/L)	0.37	-	-	-	-	-	-	-	-	-	-	-	-
pH low	≥6.0	-	-	-	-	-	-	-	-	-	-	-	-
pH high	≤9.5	-	-	-	-	-	-	-	-	-	-	-	-
Flow (m^3/month)	—	-	-	-	-	-	-	-	-	-	-	-	-
Rainbow Trout	Pass	-	-	-	-	-	-	-	-	-	-	-	-
Acute Lethality Test	Fail	-	-	-	-	-	-	-	-	-	-	-	-
Daphnia magna	Pass	-	-	-	-	-	-	-	-	-	-	-	-
Monitoring Test	Fail	-	-	-	-	-	-	-	-	-	-	-	-

Comments: This mine became subject to the MMER in 2015 and this final discharge point was activated in September, 2015. No annual report was submitted for 2015.

NOTES:
ND: No Deposit **RF:** Reduced Frequency **NCU:** No Cyanide Used **Pass:** ≤50% Mortality **Fail:** >50% Mortality **— :** No data reported
Highlighted data indicate that a monthly effluent quality standard was exceeded for that month.
A "Pass" for the *Daphnia magna* monitoring test is not a requirement.

METAL MINING EFFLUENT REGULATIONS (MMER)
2015 EFFLUENT COMPLIANCE

MINE/MILL NAME	Rainy River Project
OPERATOR NAME	New Gold Incorporated
PRODUCT(S)	Gold, nickel, copper
ADDRESS	5967 Highway 11/71, Emo, Ontario P0W 1L0
EFFLUENT DISCHARGE POINT	Sump 3

PARAMETERS	LIMITS	JAN.	FEB.	MAR.	APRIL	MAY	JUNE	JULY	AUG.	SEP.	OCT.	NOV.	DEC.
As (mg/L)	0.5	-	-	-	-	-	-	-	-	-	-	-	-
Cu (mg/L)	0.3	-	-	-	-	-	-	-	-	-	-	-	-
CN (mg/L)	1.0	-	-	-	-	-	-	-	-	-	-	-	-
Pb (mg/L)	0.2	-	-	-	-	-	-	-	-	-	-	-	-
Ni (mg/L)	0.5	-	-	-	-	-	-	-	-	-	-	-	-
Zn (mg/L)	0.5	-	-	-	-	-	-	-	-	-	-	-	-
TSS (mg/L)	15	-	-	-	-	-	-	-	-	-	-	-	-
Ra-226 (Bq/L)	0.37	-	-	-	-	-	-	-	-	-	-	-	-
pH low	≥6.0	-	-	-	-	-	-	-	-	-	-	-	-
pH high	≤9.5	-	-	-	-	-	-	-	-	-	-	-	-
Flow (m^3/month)	—	-	-	-	-	-	-	-	-	-	-	-	-
Rainbow Trout	Pass	-	-	-	-	-	-	-	-	-	-	-	-
Acute Lethality Test	Fail	-	-	-	-	-	-	-	-	-	-	-	-
Daphnia magna	Pass	-	-	-	-	-	-	-	-	-	-	-	-
Monitoring Test	Fail	-	-	-	-	-	-	-	-	-	-	-	-

Comments: This mine became subject to the MMER in 2015 and this final discharge point was activated in December, 2015. No annual report was submitted for 2015.

NOTES:
ND: No Deposit **RF:** Reduced Frequency **NCU:** No Cyanide Used **Pass:** ≤50% Mortality **Fail:** >50% Mortality **— :** No data reported
Highlighted data indicate that a monthly effluent quality standard was exceeded for that month.
A "Pass" for the *Daphnia magna* monitoring test is not a requirement.

METAL MINING EFFLUENT REGULATIONS (MMER)
2015 EFFLUENT COMPLIANCE

MINE/MILL NAME	Red Chris Mine
OPERATOR NAME	Red Chris Development Company Limited
PRODUCT(S)	Copper, gold
ADDRESS	25km SE Iskutlskut, British Columbia
EFFLUENT DISCHARGE POINT	North Reclaim Dam Discharge

PARAMETERS	LIMITS	JAN.	FEB.	MAR.	APRIL	MAY	JUNE	JULY	AUG.	SEP.	OCT.	NOV.	DEC.
As (mg/L)	0.5	0,0034	0,0007	0,0008	0,0011	-	-	ND	ND	ND	ND	ND	ND
Cu (mg/L)	0.3	0,0003	0,0003	0,0003	0,0007	-	-	ND	ND	ND	ND	ND	ND
CN (mg/L)	1.0	NCU	NCU	NCU	NCU	NCU	NCU	ND	ND	ND	ND	ND	ND
Pb (mg/L)	0.2	0,0000	0,0000	0,0000	0,0001	-	-	ND	ND	ND	ND	ND	ND
Ni (mg/L)	0.5	0,0003	0,0003	0,0003	0,0007	-	-	ND	ND	ND	ND	ND	ND
Zn (mg/L)	0.5	0,0015	0,0015	0,0015	0,0034	-	-	ND	ND	ND	ND	ND	ND
TSS (mg/L)	15	3,00	3,00	3,00	3,90	-	-	ND	ND	ND	ND	ND	ND
Ra-226 (Bq/L)	0.37	-	0,0050	0,0050	-	-	-	ND	ND	ND	ND	ND	ND
pH low	≥6.0	8,2	8,0	7,9	8,2	-	-	ND	ND	ND	ND	ND	ND
pH high	≤9.5	8,3	8,2	8,2	8,2	-	-	ND	ND	ND	ND	ND	ND
Flow (m^3/month)	—	104 160	16 243	57 175	31 240	319	539	ND	ND	ND	ND	ND	ND
Rainbow Trout	Pass	1	1	1	1	-	-	ND	ND	ND	ND	ND	ND
Acute Lethality Test	Fail	0	0	0	0	-	-	ND	ND	ND	ND	ND	ND
Daphnia magna	Pass	1	1	1	1	-	-	ND	ND	ND	ND	ND	ND
Monitoring Test	Fail	0	0	0	0	-	-	ND	ND	ND	ND	ND	ND

Comments: No test results were provided for the months of May and June. The company reported that testing for Radium-226 was under "normal frequency" for the months of January and April, indicating that testing was required for these months.

NOTES:
ND: No Deposit **RF:** Reduced Frequency **NCU:** No Cyanide Used **Pass:** ≤50% Mortality **Fail:** >50% Mortality **— :** No data reported

Highlighted data indicate that a monthly effluent quality standard was exceeded for that month.

A "Pass" for the *Daphnia magna* monitoring test is not a requirement.

METAL MINING EFFLUENT REGULATIONS (MMER)
2015 EFFLUENT COMPLIANCE

MINE/MILL NAME	Red Lake Mine
OPERATOR NAME	Goldcorp Canada Limited
PRODUCT(S)	Gold
ADDRESS	General Delivery, Balmertown, Ontario P0V 1C0
EFFLUENT DISCHARGE POINT	G1

PARAMETERS	LIMITS	JAN.	FEB.	MAR.	APRIL	MAY	JUNE	JULY	AUG.	SEP.	OCT.	NOV.	DEC.
As (mg/L)	0.5	ND	ND	ND	ND	ND	ND	ND	ND	ND	ND	ND	ND
Cu (mg/L)	0.3	ND	ND	ND	ND	ND	ND	ND	ND	ND	ND	ND	ND
CN (mg/L)	1.0	ND	ND	ND	ND	ND	ND	ND	ND	ND	ND	ND	ND
Pb (mg/L)	0.2	ND	ND	ND	ND	ND	ND	ND	ND	ND	ND	ND	ND
Ni (mg/L)	0.5	ND	ND	ND	ND	ND	ND	ND	ND	ND	ND	ND	ND
Zn (mg/L)	0.5	ND	ND	ND	ND	ND	ND	ND	ND	ND	ND	ND	ND
TSS (mg/L)	15	ND	ND	ND	ND	ND	ND	ND	ND	ND	ND	ND	ND
Ra-226 (Bq/L)	0.37	ND	ND	ND	ND	ND	ND	ND	ND	ND	ND	ND	ND
pH low	≥6.0	ND	ND	ND	ND	ND	ND	ND	ND	ND	ND	ND	ND
pH high	≤9.5	ND	ND	ND	ND	ND	ND	ND	ND	ND	ND	ND	ND
Flow (m^3/month)	—	ND	ND	ND	ND	ND	ND	ND	ND	ND	ND	ND	ND
Rainbow Trout	Pass	ND	ND	ND	ND	ND	ND	ND	ND	ND	ND	ND	ND
Acute Lethality Test	Fail	ND	ND	ND	ND	ND	ND	ND	ND	ND	ND	ND	ND
Daphnia magna	Pass	ND	ND	ND	ND	ND	ND	ND	ND	ND	ND	ND	ND
Monitoring Test	Fail	ND	ND	ND	ND	ND	ND	ND	ND	ND	ND	ND	ND

Comments:

NOTES:
ND: No Deposit **RF:** Reduced Frequency **NCU:** No Cyanide Used **Pass:** ≤50% Mortality **Fail:** >50% Mortality **— :** No data reported
Highlighted data indicate that a monthly effluent quality standard was exceeded for that month.
A "Pass" for the *Daphnia magna* monitoring test is not a requirement.

METAL MINING EFFLUENT REGULATIONS (MMER)
2015 EFFLUENT COMPLIANCE

MINE/MILL NAME	Red Lake Mine
OPERATOR NAME	Goldcorp Canada Limited
PRODUCT(S)	Gold
ADDRESS	General Delivery, Balmertown, Ontario P0V 1C0
EFFLUENT DISCHARGE POINT	G2

PARAMETERS	LIMITS	JAN.	FEB.	MAR.	APRIL	MAY	JUNE	JULY	AUG.	SEP.	OCT.	NOV.	DEC.
As (mg/L)	0.5	ND	ND	ND	ND	ND	ND	0,0522	0,0545	0,0340	0,0244	ND	ND
Cu (mg/L)	0.3	ND	ND	ND	ND	ND	ND	0,0018	0,0018	0,0019	0,0022	ND	ND
CN (mg/L)	1.0	ND	ND	ND	ND	ND	ND	0,0064	0,0059	0,0049	0,0068	ND	ND
Pb (mg/L)	0.2	ND	ND	ND	ND	ND	ND	0,0000	0,0000	0,0000	0,0000	ND	ND
Ni (mg/L)	0.5	ND	ND	ND	ND	ND	ND	0,0097	0,0131	0,0175	0,0232	ND	ND
Zn (mg/L)	0.5	ND	ND	ND	ND	ND	ND	0,0010	0,0078	0,0023	0,0045	ND	ND
TSS (mg/L)	15	ND	ND	ND	ND	ND	ND	3,50	5,43	4,60	4,84	ND	ND
Ra-226 (Bq/L)	0.37	ND	ND	ND	ND	ND	ND	0,0050	0,0050	0,0050	0,0050	ND	ND
pH low	≥6.0	ND	ND	ND	ND	ND	ND	6,4	6,4	6,4	6,4	ND	ND
pH high	≤9.5	ND	ND	ND	ND	ND	ND	6,6	6,7	6,8	6,7	ND	ND
Flow (m^3/month)	—	ND	ND	ND	ND	ND	ND	114 990	75 920	181 750	50 690	ND	ND
Rainbow Trout	Pass	ND	ND	ND	ND	ND	ND	1	1	1	1	ND	ND
Acute Lethality Test	Fail	ND	ND	ND	ND	ND	ND	0	0	0	0	ND	ND
Daphnia magna	Pass	ND	ND	ND	ND	ND	ND	1	1	1	1	ND	ND
Monitoring Test	Fail	ND	ND	ND	ND	ND	ND	0	0	0	0	ND	ND

Comments:

NOTES:
ND: No Deposit **RF:** Reduced Frequency **NCU:** No Cyanide Used **Pass:** ≤50% Mortality **Fail:** >50% Mortality **— :** No data reported
Highlighted data indicate that a monthly effluent quality standard was exceeded for that month.
A "Pass" for the *Daphnia magna* monitoring test is not a requirement.

METAL MINING EFFLUENT REGULATIONS (MMER)
2015 EFFLUENT COMPLIANCE

MINE/MILL NAME	Red Lake Mine
OPERATOR NAME	Goldcorp Canada Limited
PRODUCT(S)	Gold
ADDRESS	General Delivery, Balmertown, Ontario P0V 1C0
EFFLUENT DISCHARGE POINT	Shaft 3 Mine Water Settling Pond

PARAMETERS	LIMITS	JAN.	FEB.	MAR.	APRIL	MAY	JUNE	JULY	AUG.	SEP.	OCT.	NOV.	DEC.
As (mg/L)	0.5	ND	ND	ND	ND	ND	ND	ND	ND	ND	ND	ND	ND
Cu (mg/L)	0.3	ND	ND	ND	ND	ND	ND	ND	ND	ND	ND	ND	ND
CN (mg/L)	1.0	ND	ND	ND	ND	ND	ND	ND	ND	ND	ND	ND	ND
Pb (mg/L)	0.2	ND	ND	ND	ND	ND	ND	ND	ND	ND	ND	ND	ND
Ni (mg/L)	0.5	ND	ND	ND	ND	ND	ND	ND	ND	ND	ND	ND	ND
Zn (mg/L)	0.5	ND	ND	ND	ND	ND	ND	ND	ND	ND	ND	ND	ND
TSS (mg/L)	15	ND	ND	ND	ND	ND	ND	ND	ND	ND	ND	ND	ND
Ra-226 (Bq/L)	0.37	ND	ND	ND	ND	ND	ND	ND	ND	ND	ND	ND	ND
pH low	≥6.0	ND	ND	ND	ND	ND	ND	ND	ND	ND	ND	ND	ND
pH high	≤9.5	ND	ND	ND	ND	ND	ND	ND	ND	ND	ND	ND	ND
Flow (m^3/month)	—	ND	ND	ND	ND	ND	ND	ND	ND	ND	ND	ND	ND
Rainbow Trout	Pass	ND	ND	ND	ND	ND	ND	ND	ND	ND	ND	ND	ND
Acute Lethality Test	Fail	ND	ND	ND	ND	ND	ND	ND	ND	ND	ND	ND	ND
Daphnia magna	Pass	ND	ND	ND	ND	ND	ND	ND	ND	ND	ND	ND	ND
Monitoring Test	Fail	ND	ND	ND	ND	ND	ND	ND	ND	ND	ND	ND	ND

Comments:

NOTES:
ND: No Deposit **RF:** Reduced Frequency **NCU:** No Cyanide Used **Pass:** ≤50% Mortality **Fail:** >50% Mortality **— :** No data reported
Highlighted data indicate that a monthly effluent quality standard was exceeded for that month.
A "Pass" for the *Daphnia magna* monitoring test is not a requirement.

METAL MINING EFFLUENT REGULATIONS (MMER)
2015 EFFLUENT COMPLIANCE

MINE/MILL NAME	Redstone Mine
OPERATOR NAME	Northern Sun Mining Corporation
PRODUCT(S)	Nickel
ADDRESS	P.O. Box 398, South Porcupine, Ontario P0N 1H0
EFFLUENT DISCHARGE POINT	RSD-2

PARAMETERS	LIMITS	JAN.	FEB.	MAR.	APRIL	MAY	JUNE	JULY	AUG.	SEP.	OCT.	NOV.	DEC.
As (mg/L)	0.5	0,0006	0,0007	0,0008	0,0001	0,0010	0,0013	0,0013	0,0015	0,0026	ND	ND	ND
Cu (mg/L)	0.3	0,0006	0,0020	0,0011	0,0039	0,0002	0,0015	0,0021	0,0016	0,0010	ND	ND	ND
CN (mg/L)	1.0	NCU	NCU	NCU	NCU	NCU	NCU	NCU	NCU	NCU	ND	ND	ND
Pb (mg/L)	0.2	0,0001	0,0001	0,0001	0,0002	0,0001	0,0001	0,0003	0,0162	0,0000	ND	ND	ND
Ni (mg/L)	0.5	0,0019	0,0031	0,0030	0,0022	0,0031	0,0029	0,0039	0,0033	0,0131	ND	ND	ND
Zn (mg/L)	0.5	0,0018	0,0068	0,0020	0,0013	0,0017	0,0010	0,0018	0,0038	0,0010	ND	ND	ND
TSS (mg/L)	15	2,75	10,00	10,00	4,00	2,00	2,60	9,00	1,25	1,00	ND	ND	ND
Ra-226 (Bq/L)	0.37	RF	RF	0,0025	RF	RF	0,0025	RF	RF	0,0025	ND	ND	ND
pH low	≥6.0	7,9	8,1	8,1	7,4	8,0	7,9	8,2	8,2	8,3	ND	ND	ND
pH high	≤9.5	8,6	8,9	8,2	7,8	8,2	8,4	8,3	8,4	8,3	ND	ND	ND
Flow (m^3/month)	—	12 376	12 420	1 586	376	140	14 457	7 725	835	36	ND	ND	ND
Rainbow Trout	Pass	1	1	1	1	1	1	1	1	1	ND	ND	ND
Acute Lethality Test	Fail	0	0	0	0	0	0	0	0	0	ND	ND	ND
Daphnia magna	Pass	1	1	1	1	1	1	1	1	1	ND	ND	ND
Monitoring Test	Fail	0	0	0	0	0	0	0	0	0	ND	ND	ND

Comments:

NOTES:
ND: No Deposit **RF:** Reduced Frequency **NCU:** No Cyanide Used **Pass:** ≤50% Mortality **Fail:** >50% Mortality **— :** No data reported
Highlighted data indicate that a monthly effluent quality standard was exceeded for that month.
A "Pass" for the *Daphnia magna* monitoring test is not a requirement.

METAL MINING EFFLUENT REGULATIONS (MMER)
2015 EFFLUENT COMPLIANCE

MINE/MILL NAME	Restigouche Mine
OPERATOR NAME	Blue Note Mining Inc. / Province of New Brunswick
PRODUCT(S)	Zinc, lead, silver, copper
ADDRESS	9361 Route 180, P.O. Box 26, Bathurst, New Brunswick E2A 3Z1
EFFLUENT DISCHARGE POINT	Mixing Structure Discharge

PARAMETERS	LIMITS	JAN.	FEB.	MAR.	APRIL	MAY	JUNE	JULY	AUG.	SEP.	OCT.	NOV.	DEC.
As (mg/L)	0.5	-	-	-	-	-	-	-	-	-	-	-	-
Cu (mg/L)	0.3	-	-	-	-	-	-	-	-	-	-	-	-
CN (mg/L)	1.0	-	-	-	-	-	-	-	-	-	-	-	-
Pb (mg/L)	0.2	-	-	-	-	-	-	-	-	-	-	-	-
Ni (mg/L)	0.5	-	-	-	-	-	-	-	-	-	-	-	-
Zn (mg/L)	0.5	-	-	-	-	-	-	-	-	-	-	-	-
TSS (mg/L)	15	-	-	-	-	-	-	-	-	-	-	-	-
Ra-226 (Bq/L)	0.37	-	-	-	-	-	-	-	-	-	-	-	-
pH low	≥6.0	-	-	-	-	-	-	-	-	-	-	-	-
pH high	≤9.5	-	-	-	-	-	-	-	-	-	-	-	-
Flow (m^3/month)	—	-	-	-	-	-	-	-	-	-	-	-	-
Rainbow Trout	Pass	-	-	-	-	-	-	-	-	-	-	-	-
Acute Lethality Test	Fail	-	-	-	-	-	-	-	-	-	-	-	-
Daphnia magna	Pass	-	-	-	-	-	-	-	-	-	-	-	-
Monitoring Test	Fail	-	-	-	-	-	-	-	-	-	-	-	-

Comments: No annual report was submitted for 2015.

NOTES:
ND: No Deposit **RF:** Reduced Frequency **NCU:** No Cyanide Used **Pass:** ≤50% Mortality **Fail:** >50% Mortality **— :** No data reported
Highlighted data indicate that a monthly effluent quality standard was exceeded for that month.
A "Pass" for the *Daphnia magna* monitoring test is not a requirement.

METAL MINING EFFLUENT REGULATIONS (MMER)
2015 EFFLUENT COMPLIANCE

MINE/MILL NAME	Rice Lake Gold Mine
OPERATOR NAME	San Gold Corporation / Shoreline Gold Incorporated
PRODUCT(S)	Gold
ADDRESS	63 San Antonio Road, Bissett, Manitoba R0E 0V0
EFFLUENT DISCHARGE POINT	FDP1 - End of Pipe

PARAMETERS	LIMITS	JAN.	FEB.	MAR.	APRIL	MAY	JUNE	JULY	AUG.	SEP.	OCT.	NOV.	DEC.
As (mg/L)	0.5	ND	ND	ND	ND	ND	ND	ND	ND	0,0024	0,0022	0,0021	ND
Cu (mg/L)	0.3	ND	ND	ND	ND	ND	ND	ND	ND	0,0082	0,0067	0,0109	ND
CN (mg/L)	1.0	ND	ND	ND	ND	ND	ND	ND	ND	0,0022	0,0019	0,0020	ND
Pb (mg/L)	0.2	ND	ND	ND	ND	ND	ND	ND	ND	0,0006	0,0000	0,0001	ND
Ni (mg/L)	0.5	ND	ND	ND	ND	ND	ND	ND	ND	0,0032	0,0022	0,0017	ND
Zn (mg/L)	0.5	ND	ND	ND	ND	ND	ND	ND	ND	0,0064	0,0010	0,0028	ND
TSS (mg/L)	15	ND	ND	ND	ND	ND	ND	ND	ND	35,00	5,00	5,00	ND
Ra-226 (Bq/L)	0.37	ND	ND	ND	ND	ND	ND	ND	ND	0,0050	0,0050	0,0073	ND
pH low	≥6.0	ND	ND	ND	ND	ND	ND	ND	ND	7,6	7,5	7,7	ND
pH high	≤9.5	ND	ND	ND	ND	ND	ND	ND	ND	7,6	7,8	8,1	ND
Flow (m^3/month)	—	ND	ND	ND	ND	ND	ND	ND	ND	30 022	295 251	228 219	ND
Rainbow Trout	Pass	ND	ND	ND	ND	ND	ND	ND	ND	1	5	3	ND
Acute Lethality Test	Fail	ND	ND	ND	ND	ND	ND	ND	ND	0	0	0	ND
Daphnia magna	Pass	ND	ND	ND	ND	ND	ND	ND	ND	1	5	3	ND
Monitoring Test	Fail	ND	ND	ND	ND	ND	ND	ND	ND	0	0	0	ND

Comments: The ownership of the facility was transferred from San Gold Corporation to Shoreline Gold Incorporated.

NOTES:
ND: No Deposit **RF:** Reduced Frequency **NCU:** No Cyanide Used **Pass:** ≤50% Mortality **Fail:** >50% Mortality **— :** No data reported
Highlighted data indicate that a monthly effluent quality standard was exceeded for that month.
A "Pass" for the *Daphnia magna* monitoring test is not a requirement.

METAL MINING EFFLUENT REGULATIONS (MMER)
2015 EFFLUENT COMPLIANCE

MINE/MILL NAME	RioTinto Alcan Usine Vaudreuil
OPERATOR NAME	RioTinto Alcan
PRODUCT(S)	Alumina
ADDRESS	1955 Mellon Blvd., Jonquière, Quebec G7S 4L2
EFFLUENT DISCHARGE POINT	Émissaire-B

PARAMETERS	LIMITS	JAN.	FEB.	MAR.	APRIL	MAY	JUNE	JULY	AUG.	SEP.	OCT.	NOV.	DEC.
As (mg/L)	0.5	0,0025	0,0025	0,0025	0,0025	0,0031	0,0025	0,0025	0,0025	0,0025	0,0025	0,0025	0,0025
Cu (mg/L)	0.3	0,0093	0,0179	0,0090	0,0166	0,0194	0,0166	0,0024	0,0048	0,0005	0,0005	0,0005	0,0005
CN (mg/L)	1.0	0,0025	0,0025	0,0025	0,0025	0,0034	0,0060	0,0036	0,0025	0,0025	0,0045	0,0079	0,0039
Pb (mg/L)	0.2	0,0021	0,0015	0,0015	0,0028	0,0066	0,0015	0,0015	0,0015	0,0015	0,0015	0,0015	0,0015
Ni (mg/L)	0.5	0,0018	0,0038	0,0031	0,0005	0,0015	0,0015	0,0024	0,0019	0,0005	0,0005	0,0005	0,0005
Zn (mg/L)	0.5	0,0135	0,0160	0,0005	0,0005	0,0005	0,0051	0,0079	0,0221	0,0005	0,0005	0,0005	0,0005
TSS (mg/L)	15	1,85	5,70	5,25	3,84	5,40	5,50	9,88	8,70	11,24	8,70	3,25	6,20
Ra-226 (Bq/L)	0.37	0,0018	0,0031	0,0025	0,0025	0,0025	0,0025	0,0025	0,0025	0,0021	0,0025	RF	RF
pH low	≥6.0	7,2	6,9	7,0	7,2	7,4	7,4	7,4	7,3	7,8	7,5	7,4	7,3
pH high	≤9.5	7,4	7,3	7,2	7,6	7,5	7,5	8,9	7,8	7,9	7,8	7,4	7,4
Flow (m^3/month)	—	442 644	428 152	522 352	566 114	643 855	615 989	749 366	827 079	736 808	631 434	442 177	459 053
Rainbow Trout	Pass	1	1	1	1	1	1	1	1	1	1	1	1
Acute Lethality Test	Fail	0	0	0	0	0	0	0	0	0	0	0	0
Daphnia magna	Pass	1	1	1	1	1	1	1	1	1	1	1	1
Monitoring Test	Fail	0	0	0	0	0	0	0	0	0	0	0	0

Comments:

NOTES:
ND: No Deposit **RF:** Reduced Frequency **NCU:** No Cyanide Used **Pass:** ≤50% Mortality **Fail:** >50% Mortality **— :** No data reported
Highlighted data indicate that a monthly effluent quality standard was exceeded for that month.
A "Pass" for the *Daphnia magna* monitoring test is not a requirement.

METAL MINING EFFLUENT REGULATIONS (MMER)
2015 EFFLUENT COMPLIANCE

MINE/MILL NAME	RioTinto Alcan Usine Vaudreuil
OPERATOR NAME	RioTinto Alcan
PRODUCT(S)	Alumina
ADDRESS	1956 Mellon Blvd., Jonquière, Quebec G7S 4L2
EFFLUENT DISCHARGE POINT	Émissaire-C

PARAMETERS	LIMITS	JAN.	FEB.	MAR.	APRIL	MAY	JUNE	JULY	AUG.	SEP.	OCT.	NOV.	DEC.
As (mg/L)	0.5	0,0025	0,0025	0,0041	0,0025	0,0025	0,0026	0,0025	0,0025	0,0025	0,0025	0,0025	0,0025
Cu (mg/L)	0.3	0,0070	0,0085	0,0170	0,0196	0,0133	0,0096	0,0057	0,0075	0,0005	0,0005	0,0005	0,0005
CN (mg/L)	1.0	0,0145	0,0148	0,0120	0,0126	0,0081	0,0093	0,0041	0,0025	0,0025	0,0108	0,0114	0,0110
Pb (mg/L)	0.2	0,0033	0,0024	0,0026	0,0101	0,0061	0,0015	0,0015	0,0034	0,0015	0,0015	0,0015	0,0015
Ni (mg/L)	0.5	0,0005	0,0018	0,0028	0,0026	0,0015	0,0009	0,0006	0,0005	0,0008	0,0005	0,0005	0,0005
Zn (mg/L)	0.5	0,0063	0,0126	0,0009	0,0020	0,0005	0,0196	0,0136	0,0403	0,0080	0,0005	0,0005	0,0005
TSS (mg/L)	15	0,80	0,85	4,03	21,78	3,85	6,55	8,48	4,00	1,80	2,10	1,10	1,56
Ra-226 (Bq/L)	0.37	-	0,0031	0,0025	0,0025	0,0025	0,0025	0,0025	0,0025	0,0021	0,0025	RF	RF
pH low	≥6.0	7,2	6,3	7,1	7,5	7,4	7,4	7,6	7,2	7,4	7,5	7,5	7,3
pH high	≤9.5	7,5	7,5	7,4	7,8	7,7	7,6	7,7	7,7	7,7	7,6	7,6	7,6
Flow (m^3/month)	—	291 137	239 936	249 494	309 437	345 287	465 266	530 692	587 127	537 711	480 518	383 505	391 068
Rainbow Trout	Pass	1	1	1	1	1	1	1	1	1	1	1	1
Acute Lethality Test	Fail	0	0	0	0	0	0	0	0	0	0	0	0
Daphnia magna	Pass	0	1	1	1	1	1	1	1	1	1	1	1
Monitoring Test	Fail	3	1	0	0	0	0	0	0	0	0	0	0

Comments: No radium-226 test results was provided for the month of January.

NOTES:
ND: No Deposit **RF:** Reduced Frequency **NCU:** No Cyanide Used **Pass:** ≤50% Mortality **Fail:** >50% Mortality **— :** No data reported
Highlighted data indicate that a monthly effluent quality standard was exceeded for that month.
A "Pass" for the *Daphnia magna* monitoring test is not a requirement.

METAL MINING EFFLUENT REGULATIONS (MMER)
2015 EFFLUENT COMPLIANCE

MINE/MILL NAME	Santoy 8 Mine
OPERATOR NAME	Claude Resources Incorporated
PRODUCT(S)	Gold
ADDRESS	219 Robin Crescent, Saskatoon, Saskatchewan S7L 6M8
EFFLUENT DISCHARGE POINT	S8SP Final Discharge Point

PARAMETERS	LIMITS	JAN.	FEB.	MAR.	APRIL	MAY	JUNE	JULY	AUG.	SEP.	OCT.	NOV.	DEC.
As (mg/L)	0.5	ND	0,0004	ND	ND	ND	0,0003	0,0003	0,0003	ND	0,0003	ND	ND
Cu (mg/L)	0.3	ND	0,0017	ND	ND	ND	0,0021	0,0025	0,0023	ND	0,0016	ND	ND
CN (mg/L)	1.0	ND	NCU	ND	ND	ND	NCU	NCU	NCU	ND	NCU	ND	ND
Pb (mg/L)	0.2	ND	0,0001	ND	ND	ND	0,0001	0,0001	0,0001	ND	0,0001	ND	ND
Ni (mg/L)	0.5	ND	0,0043	ND	ND	ND	0,0036	0,0034	0,0033	ND	0,0032	ND	ND
Zn (mg/L)	0.5	ND	0,0033	ND	ND	ND	0,0017	0,0018	0,0015	ND	0,0015	ND	ND
TSS (mg/L)	15	ND	1,88	ND	ND	ND	0,80	1,13	0,75	ND	2,00	ND	ND
Ra-226 (Bq/L)	0.37	ND	0,0175	ND	ND	ND	0,0110	0,0200	0,0120	ND	0,0053	ND	ND
pH low	≥6.0	ND	7,1	ND	ND	ND	7,3	7,3	7,0	ND	7,5	ND	ND
pH high	≤9.5	ND	7,4	ND	ND	ND	8,0	7,4	7,4	ND	7,5	ND	ND
Flow (m^3/month)	—	ND	21 930	ND	ND	ND	20 348	18 479	16 743	ND	11 271	ND	ND
Rainbow Trout	Pass	ND	1	ND	ND	ND	1	1	1	ND	1	ND	ND
Acute Lethality Test	Fail	ND	0	ND	ND	ND	0	0	0	ND	0	ND	ND
Daphnia magna	Pass	ND	1	ND	ND	ND	1	1	1	ND	1	ND	ND
Monitoring Test	Fail	ND	0	ND	ND	ND	0	0	0	ND	0	ND	ND

Comments:

NOTES:
ND: No Deposit **RF:** Reduced Frequency **NCU:** No Cyanide Used **Pass:** ≤50% Mortality **Fail:** >50% Mortality **— :** No data reported
Highlighted data indicate that a monthly effluent quality standard was exceeded for that month.
A "Pass" for the *Daphnia magna* monitoring test is not a requirement.

METAL MINING EFFLUENT REGULATIONS (MMER)
2015 EFFLUENT COMPLIANCE

MINE/MILL NAME	Scotia Mine (also known as ScoZinc Project)
OPERATOR NAME	Selwyn Resources Limited
PRODUCT(S)	Zinc, lead
ADDRESS	15601 Highway 224, Cooks Brook, Nova Scotia B0N 2H0
EFFLUENT DISCHARGE POINT	Polishing Pond Outlet

PARAMETERS	LIMITS	JAN.	FEB.	MAR.	APRIL	MAY	JUNE	JULY	AUG.	SEP.	OCT.	NOV.	DEC.
As (mg/L)	0.5	0,0005	0,0019	0,0013	0,0005	0,0029	0,0020	0,0021	RF	0,0025	0,0021	0,0012	0,0030
Cu (mg/L)	0.3	0,0010	0,0010	0,0010	0,0010	0,0025	0,0030	0,0038	RF	0,0037	0,0051	0,0029	0,0035
CN (mg/L)	1.0	0,0005	0,0005	0,0005	0,0005	0,0005	0,0013	0,0005	NCU	0,0005	0,0005	0,0005	0,0011
Pb (mg/L)	0.2	0,0031	0,0053	0,0022	0,0018	0,0018	0,0010	0,0006	RF	0,0003	0,0024	0,0015	0,0052
Ni (mg/L)	0.5	0,0010	0,0010	0,0010	0,0010	0,0010	0,0010	0,0010	RF	0,0010	0,0010	0,0010	0,0010
Zn (mg/L)	0.5	0,0795	0,2150	0,1524	0,0600	0,0960	0,0268	0,0499	0,0095	0,0072	0,0147	0,0250	0,0724
TSS (mg/L)	15	3,35	2,40	1,38	1,38	2,65	1,65	1,20	0,73	1,00	2,28	1,70	1,64
Ra-226 (Bq/L)	0.37	0,0050	RF	RF	RF	RF	0,0050	RF	RF	0,0050	RF	0,0050	RF
pH low	≥6.0	6,4	7,1	6,9	6,6	7,3	7,4	7,6	7,6	7,7	7,5	7,2	7,1
pH high	≤9.5	7,0	7,2	7,3	6,8	7,7	7,8	7,8	7,8	7,7	7,6	7,5	7,4
Flow (m^3/month)	—	1 039 944	327 067	118 546	1 170 443	1 663 926	430 839	32 105	9 069	70	206 734	785 097	902 522
Rainbow Trout	Pass	RF	RF	1	RF	RF	1	RF	RF	1	RF	1	RF
Acute Lethality Test	Fail	RF	RF	0	RF	RF	0	RF	RF	0	RF	0	RF
Daphnia magna	Pass	RF	RF	1	RF	RF	1	RF	RF	1	RF	1	RF
Monitoring Test	Fail	RF	RF	0	RF	RF	0	RF	RF	0	RF	0	RF

Comments:

NOTES:
ND: No Deposit **RF:** Reduced Frequency **NCU:** No Cyanide Used **Pass:** ≤50% Mortality **Fail:** >50% Mortality **— :** No data reported
Highlighted data indicate that a monthly effluent quality standard was exceeded for that month.
A "Pass" for the *Daphnia magna* monitoring test is not a requirement.

METAL MINING EFFLUENT REGULATIONS (MMER)
2015 EFFLUENT COMPLIANCE

MINE/MILL NAME	Seabee Gold Mine
OPERATOR NAME	Claude Resources Incorporated
PRODUCT(S)	Gold
ADDRESS	P.O.Box 1230, La Ronge, Saskatchewan S0J 1L0
EFFLUENT DISCHARGE POINT	Final Discharge Point 1.2

PARAMETERS	LIMITS	JAN.	FEB.	MAR.	APRIL	MAY	JUNE	JULY	AUG.	SEP.	OCT.	NOV.	DEC.
As (mg/L)	0.5	0,0002	0,0001	0,0002	0,0002	0,0001	0,0001	0,0001	0,0001	0,0001	0,0001	0,0002	0,0001
Cu (mg/L)	0.3	0,0100	0,0110	0,0110	0,0110	0,0080	0,0072	0,0088	0,0076	0,0190	0,0100	0,0140	0,0090
CN (mg/L)	1.0	0,0005	0,0005	0,0030	0,0020	0,0030	0,0005	0,0030	0,0005	0,0005	0,0005	0,0005	0,0035
Pb (mg/L)	0.2	0,0005	0,0008	0,0004	0,0003	0,0001	0,0001	0,0004	0,0002	0,0003	0,0004	0,0005	0,0002
Ni (mg/L)	0.5	0,0300	0,0330	0,0550	0,0390	0,0350	0,0350	0,0480	0,0250	0,0395	0,0250	0,0370	0,0280
Zn (mg/L)	0.5	0,0089	0,0110	0,0120	0,0097	0,0053	0,0065	0,0090	0,0056	0,0145	0,0074	0,0110	0,0087
TSS (mg/L)	15	6,75	11,25	5,00	6,00	1,75	4,40	4,75	4,75	5,40	7,00	7,75	5,60
Ra-226 (Bq/L)	0.37	0,0025	0,0025	0,0100	0,0080	0,0060	0,0050	0,0070	0,0060	0,0075	0,0100	0,0025	0,0053
pH low	≥6.0	7,7	7,4	7,4	7,7	7,5	7,5	7,6	7,3	7,5	7,4	7,5	7,4
pH high	≤9.5	7,9	7,7	7,7	7,9	7,8	7,8	7,9	7,9	7,9	7,8	7,7	7,7
Flow (m^3/month)	—	64 758	53 438	63 826	63 096	69 641	70 265	68 349	63 775	64 803	64 150	52 368	58 322
Rainbow Trout	Pass	1	RF	RF	1	RF	RF	1	RF	RF	1	RF	RF
Acute Lethality Test	Fail	0	RF	RF	0	RF	RF	0	RF	RF	0	RF	RF
Daphnia magna	Pass	1	RF	RF	1	RF	RF	1	RF	RF	1	RF	RF
Monitoring Test	Fail	0	RF	RF	0	RF	RF	0	RF	RF	0	RF	RF

Comments:

NOTES:
ND: No Deposit **RF:** Reduced Frequency **NCU:** No Cyanide Used **Pass:** ≤50% Mortality **Fail:** >50% Mortality **— :** No data reported
Highlighted data indicate that a monthly effluent quality standard was exceeded for that month.
A "Pass" for the *Daphnia magna* monitoring test is not a requirement.

METAL MINING EFFLUENT REGULATIONS (MMER)
2015 EFFLUENT COMPLIANCE

MINE/MILL NAME	Seabee Gold Mine
OPERATOR NAME	Claude Resources Incorporated
PRODUCT(S)	Gold
ADDRESS	P.O.Box 1230, La Ronge, Saskatchewan S0J 1L0
EFFLUENT DISCHARGE POINT	Final Discharge Point 1.3

PARAMETERS	LIMITS	JAN.	FEB.	MAR.	APRIL	MAY	JUNE	JULY	AUG.	SEP.	OCT.	NOV.	DEC.
As (mg/L)	0.5	ND	ND	ND	ND	ND	ND	ND	ND	ND	ND	ND	ND
Cu (mg/L)	0.3	ND	ND	ND	ND	ND	ND	ND	ND	ND	ND	ND	ND
CN (mg/L)	1.0	ND	ND	ND	ND	ND	ND	ND	ND	ND	ND	ND	ND
Pb (mg/L)	0.2	ND	ND	ND	ND	ND	ND	ND	ND	ND	ND	ND	ND
Ni (mg/L)	0.5	ND	ND	ND	ND	ND	ND	ND	ND	ND	ND	ND	ND
Zn (mg/L)	0.5	ND	ND	ND	ND	ND	ND	ND	ND	ND	ND	ND	ND
TSS (mg/L)	15	ND	ND	ND	ND	ND	ND	ND	ND	ND	ND	ND	ND
Ra-226 (Bq/L)	0.37	ND	ND	ND	ND	ND	ND	ND	ND	ND	ND	ND	ND
pH low	≥6.0	ND	ND	ND	ND	ND	ND	ND	ND	ND	ND	ND	ND
pH high	≤9.5	ND	ND	ND	ND	ND	ND	ND	ND	ND	ND	ND	ND
Flow (m^3/month)	—	ND	ND	ND	ND	ND	ND	ND	ND	ND	ND	ND	ND
Rainbow Trout	Pass	ND	ND	ND	ND	ND	ND	ND	ND	ND	ND	ND	ND
Acute Lethality Test	Fail	ND	ND	ND	ND	ND	ND	ND	ND	ND	ND	ND	ND
Daphnia magna	Pass	ND	ND	ND	ND	ND	ND	ND	ND	ND	ND	ND	ND
Monitoring Test	Fail	ND	ND	ND	ND	ND	ND	ND	ND	ND	ND	ND	ND

Comments:

NOTES:
ND: No Deposit **RF:** Reduced Frequency **NCU:** No Cyanide Used **Pass:** ≤50% Mortality **Fail:** >50% Mortality **— :** No data reported
Highlighted data indicate that a monthly effluent quality standard was exceeded for that month.
A "Pass" for the *Daphnia magna* monitoring test is not a requirement.

METAL MINING EFFLUENT REGULATIONS (MMER)
2015 EFFLUENT COMPLIANCE

MINE/MILL NAME	Seabee Gold Mine
OPERATOR NAME	Claude Resources Incorporated
PRODUCT(S)	Gold
ADDRESS	P.O.Box 1230, La Ronge, Saskatchewan S0J 1L0
EFFLUENT DISCHARGE POINT	Final Discharge Point 1.5

PARAMETERS	LIMITS	JAN.	FEB.	MAR.	APRIL	MAY	JUNE	JULY	AUG.	SEP.	OCT.	NOV.	DEC.
As (mg/L)	0.5	ND	ND	ND	ND	ND	0,0009	0,0008	0,0008	0,0008	ND	ND	ND
Cu (mg/L)	0.3	ND	ND	ND	ND	ND	0,0258	0,0190	0,0175	0,0167	ND	ND	ND
CN (mg/L)	1.0	ND	ND	ND	ND	ND	0,0083	0,0075	0,0065	0,0070	ND	ND	ND
Pb (mg/L)	0.2	ND	ND	ND	ND	ND	0,0002	0,0002	0,0001	0,0002	ND	ND	ND
Ni (mg/L)	0.5	ND	ND	ND	ND	ND	0,0153	0,0175	0,0188	0,0223	ND	ND	ND
Zn (mg/L)	0.5	ND	ND	ND	ND	ND	0,0026	0,0040	0,0025	0,0020	ND	ND	ND
TSS (mg/L)	15	ND	ND	ND	ND	ND	2,38	4,25	2,25	0,50	ND	ND	ND
Ra-226 (Bq/L)	0.37	ND	ND	ND	ND	ND	0,0038	0,0094	0,0055	0,0083	ND	ND	ND
pH low	≥6.0	ND	ND	ND	ND	ND	7,1	7,0	6,9	7,3	ND	ND	ND
pH high	≤9.5	ND	ND	ND	ND	ND	7,6	7,5	7,5	7,6	ND	ND	ND
Flow (m^3/month)	—	ND	ND	ND	ND	ND	23 394	7 743	26 190	10 618	ND	ND	ND
Rainbow Trout	Pass	ND	ND	ND	ND	ND	1	1	1	1	ND	ND	ND
Acute Lethality Test	Fail	ND	ND	ND	ND	ND	0	0	0	0	ND	ND	ND
Daphnia magna	Pass	ND	ND	ND	ND	ND	1	1	1	1	ND	ND	ND
Monitoring Test	Fail	ND	ND	ND	ND	ND	0	0	0	0	ND	ND	ND

Comments:

NOTES:
ND: No Deposit **RF:** Reduced Frequency **NCU:** No Cyanide Used **Pass:** ≤50% Mortality **Fail:** >50% Mortality **— :** No data reported
Highlighted data indicate that a monthly effluent quality standard was exceeded for that month.
A "Pass" for the *Daphnia magna* monitoring test is not a requirement.

METAL MINING EFFLUENT REGULATIONS (MMER)
2015 EFFLUENT COMPLIANCE

MINE/MILL NAME	Shakespeare Nickel Mine
OPERATOR NAME	Wellgreen Platinum Limited
PRODUCT(S)	Nickel, copper, cobalt, gold, platinum, palladium
ADDRESS	Lots 1 and 2, Concession 5, Shakespeare Township, Ontario
EFFLUENT DISCHARGE POINT	MISA Weir

PARAMETERS	LIMITS	JAN.	FEB.	MAR.	APRIL	MAY	JUNE	JULY	AUG.	SEP.	OCT.	NOV.	DEC.
As (mg/L)	0.5	ND	ND	ND	ND	ND	ND	ND	ND	ND	0,0005	ND	ND
Cu (mg/L)	0.3	ND	ND	ND	ND	ND	ND	ND	ND	ND	0,0045	ND	ND
CN (mg/L)	1.0	ND	ND	ND	ND	ND	ND	ND	ND	ND	NCU	ND	ND
Pb (mg/L)	0.2	ND	ND	ND	ND	ND	ND	ND	ND	ND	0,0007	ND	ND
Ni (mg/L)	0.5	ND	ND	ND	ND	ND	ND	ND	ND	ND	0,0725	ND	ND
Zn (mg/L)	0.5	ND	ND	ND	ND	ND	ND	ND	ND	ND	0,0036	ND	ND
TSS (mg/L)	15	ND	ND	ND	ND	ND	ND	ND	ND	ND	1,15	ND	ND
Ra-226 (Bq/L)	0.37	ND	ND	ND	ND	ND	ND	ND	ND	ND	-	ND	ND
pH low	≥6.0	ND	ND	ND	ND	ND	ND	ND	ND	ND	7,5	ND	ND
pH high	≤9.5	ND	ND	ND	ND	ND	ND	ND	ND	ND	7,7	ND	ND
Flow (m^3/month)	—	ND	ND	ND	ND	ND	ND	ND	ND	ND	29 661	ND	ND
Rainbow Trout	Pass	ND	ND	ND	ND	ND	ND	ND	ND	ND	1	ND	ND
Acute Lethality Test	Fail	ND	ND	ND	ND	ND	ND	ND	ND	ND	0	ND	ND
Daphnia magna	Pass	ND	ND	ND	ND	ND	ND	ND	ND	ND	1	ND	ND
Monitoring Test	Fail	ND	ND	ND	ND	ND	ND	ND	ND	ND	0	ND	ND

Comments: No annual report was submitted for 2015. This data was compiled from the submitted quartely reports. No radium-226 test results were provided for the fourth quarter.

NOTES:
ND: No Deposit **RF:** Reduced Frequency **NCU:** No Cyanide Used **Pass:** ≤50% Mortality **Fail:** >50% Mortality **— :** No data reported
Highlighted data indicate that a monthly effluent quality standard was exceeded for that month.
A "Pass" for the *Daphnia magna* monitoring test is not a requirement.

METAL MINING EFFLUENT REGULATIONS (MMER)
2015 EFFLUENT COMPLIANCE

MINE/MILL NAME	Sigma (Mine)
OPERATOR NAME	Or Integra
PRODUCT(S)	Gold
ADDRESS	300 3rd Avenue, Val-d'Or, Quebec J9P 4N9
EFFLUENT DISCHARGE POINT	Effluent final EFF1

PARAMETERS	LIMITS	JAN.	FEB.	MAR.	APRIL	MAY	JUNE	JULY	AUG.	SEP.	OCT.	NOV.	DEC.
As (mg/L)	0.5	-	ND	0,0061	0,0014	0,0003	0,0003	0,0003	0,0003	0,0005	0,0003	0,0016	0,0034
Cu (mg/L)	0.3	-	ND	0,0030	0,0030	0,0031	0,0042	0,0046	0,0047	0,0031	0,0031	0,0056	0,0044
CN (mg/L)	1.0	NCU	ND	0,1113	0,0345	0,0115	0,0105	0,0088	0,0065	0,0078	0,0153	0,0422	0,0498
Pb (mg/L)	0.2	-	ND	0,0002	0,0002	0,0018	0,0002	0,0002	0,0002	0,0050	0,0008	0,0003	0,0002
Ni (mg/L)	0.5	-	ND	0,0065	0,0063	0,0076	0,0083	0,0070	0,0063	0,0048	0,0061	0,0079	0,0071
Zn (mg/L)	0.5	-	ND	0,0029	0,0058	0,0043	0,0013	0,0005	0,0014	0,0008	0,0016	0,0040	0,0045
TSS (mg/L)	15	-	ND	5,00	4,50	2,50	3,13	3,10	2,60	2,13	2,63	0,60	2,00
Ra-226 (Bq/L)	0.37	RF	ND	RF	0,0010	RF	RF	0,0010	RF	RF	0,0010	RF	0,0010
pH low	≥6.0	-	ND	7,1	7,1	7,9	7,7	7,7	7,8	7,8	7,6	7,5	7,5
pH high	≤9.5	-	ND	7,4	7,4	7,9	7,8	7,9	8,2	8,1	8,1	8,1	7,6
Flow (m^3/month)	—	1 118	ND	165 573	340 861	235 468	247 041	273 622	150 534	319 285	252 876	146 157	151 145
Rainbow Trout	Pass	-	ND	1	1	1	1	1	1	1	1	1	1
Acute Lethality Test	Fail	-	ND	0	0	0	0	0	0	0	0	0	0
Daphnia magna	Pass	-	ND	1	1	1	1	1	1	1	1	1	1
Monitoring Test	Fail	-	ND	0	0	0	0	0	0	0	0	0	0

Comments: No test results were provided for the month of January. No radium-226 test results were provided for the first quarter due to poor communication with the laboratory. No effluent could be sampled in January and February due to frost.

NOTES:
ND: No Deposit **RF:** Reduced Frequency **NCU:** No Cyanide Used **Pass:** ≤50% Mortality **Fail:** >50% Mortality **— :** No data reported

Highlighted data indicate that a monthly effluent quality standard was exceeded for that month.

A "Pass" for the *Daphnia magna* monitoring test is not a requirement.

METAL MINING EFFLUENT REGULATIONS (MMER)
2015 EFFLUENT COMPLIANCE

MINE/MILL NAME	Snow Lake Mill
OPERATOR NAME	Hudbay Minerals Incorporated
PRODUCT(S)	Copper, zinc, selenium, tellurium, silver
ADDRESS	P.O. Box 1500, Flin Flon, Manitoba R8A 1N9
EFFLUENT DISCHARGE POINT	Anderson Lake Discharge

PARAMETERS	LIMITS	JAN.	FEB.	MAR.	APRIL	MAY	JUNE	JULY	AUG.	SEP.	OCT.	NOV.	DEC.
As (mg/L)	0.5	ND	ND	ND	ND	0,0030	0,0022	0,0018	0,0010	0,0015	0,0011	0,0040	ND
Cu (mg/L)	0.3	ND	ND	ND	ND	0,0236	0,0176	0,0085	0,0050	0,0040	0,0098	0,0137	ND
CN (mg/L)	1.0	ND	ND	ND	ND	NCU	NCU	NCU	NCU	NCU	NCU	NCU	ND
Pb (mg/L)	0.2	ND	ND	ND	ND	0,0086	0,0100	0,0100	0,0100	0,0100	0,0100	0,0100	ND
Ni (mg/L)	0.5	ND	ND	ND	ND	0,0029	0,0035	0,0035	0,0035	0,0035	0,0035	0,0035	ND
Zn (mg/L)	0.5	ND	ND	ND	ND	0,2005	0,1994	0,1543	0,2182	0,1983	0,2933	0,4213	ND
TSS (mg/L)	15	ND	ND	ND	ND	1,53	2,80	1,73	2,44	3,23	3,48	2,30	ND
Ra-226 (Bq/L)	0.37	ND	ND	ND	ND	0,0063	0,0070	0,0100	0,0150	RF	0,0100	RF	ND
pH low	≥6.0	ND	ND	ND	ND	7,6	6,5	7,2	7,3	7,4	7,2	7,3	ND
pH high	≤9.5	ND	ND	ND	ND	8,0	7,7	7,8	8,3	7,9	7,9	7,6	ND
Flow (m^3/month)	—	ND	ND	ND	ND	213 775	398 200	1 334 881	584 934	674 995	957 966	429 000	ND
Rainbow Trout	Pass	ND	ND	ND	ND	1	1	1	1	1	1	1	ND
Acute Lethality Test	Fail	ND	ND	ND	ND	0	0	0	0	0	0	0	ND
Daphnia magna	Pass	ND	ND	ND	ND	1	1	1	1	1	1	1	ND
Monitoring Test	Fail	ND	ND	ND	ND	0	0	0	0	0	0	0	ND

Comments:

NOTES:
ND: No Deposit **RF:** Reduced Frequency **NCU:** No Cyanide Used **Pass:** ≤50% Mortality **Fail:** >50% Mortality **— :** No data reported
Highlighted data indicate that a monthly effluent quality standard was exceeded for that month.
A "Pass" for the *Daphnia magna* monitoring test is not a requirement.

METAL MINING EFFLUENT REGULATIONS (MMER)
2015 EFFLUENT COMPLIANCE

MINE/MILL NAME	Snow Lake Mine
OPERATOR NAME	QMX Gold Corporation / Hudbay Minerals Incorporated
PRODUCT(S)	Gold
ADDRESS	P.O. Box 451, 114 Cedar Street, Snow Lake, Manitoba R0B 1M0
EFFLUENT DISCHARGE POINT	SWM-02

PARAMETERS	LIMITS	JAN.	FEB.	MAR.	APRIL	MAY	JUNE	JULY	AUG.	SEP.	OCT.	NOV.	DEC.
As (mg/L)	0.5	ND	ND	ND	ND	ND	0,0080	0,0062	0,0101	0,0126	0,0143	0,0154	ND
Cu (mg/L)	0.3	ND	ND	ND	ND	ND	0,0090	0,0076	0,0085	0,0091	0,0113	0,0097	ND
CN (mg/L)	1.0	ND	ND	ND	ND	ND	0,0021	0,0010	0,0010	0,0010	0,0010	0,0010	ND
Pb (mg/L)	0.2	ND	ND	ND	ND	ND	0,0000	0,0002	0,0000	0,0000	0,0001	0,0000	ND
Ni (mg/L)	0.5	ND	ND	ND	ND	ND	0,0012	0,0011	0,0012	0,0013	0,0015	0,0013	ND
Zn (mg/L)	0.5	ND	ND	ND	ND	ND	0,0005	0,0055	0,0006	0,0009	0,0010	0,0005	ND
TSS (mg/L)	15	ND	ND	ND	ND	ND	5,00	3,00	2,25	1,80	1,00	1,00	ND
Ra-226 (Bq/L)	0.37	ND	ND	ND	ND	ND	0,0130	0,0170	0,0080	0,0084	0,0087	0,0090	ND
pH low	≥6.0	ND	ND	ND	ND	ND	7,9	7,2	7,0	7,0	8,1	6,3	ND
pH high	≤9.5	ND	ND	ND	ND	ND	7,9	8,2	8,1	8,3	8,4	8,1	ND
Flow (m^3/month)	—	ND	ND	ND	ND	ND	12	94	225	307	173	119	ND
Rainbow Trout	Pass	ND	ND	ND	ND	ND	-	1	1	1	-	-	ND
Acute Lethality Test	Fail	ND	ND	ND	ND	ND	-	0	0	0	-	-	ND
Daphnia magna	Pass	ND	ND	ND	ND	ND	-	1	1	1	-	-	ND
Monitoring Test	Fail	ND	ND	ND	ND	ND	-	0	0	0	-	-	ND

Comments: The ownership of the facility was transferred from QMX Gold Corporation to Hudbay Minerals Incorporated. The company reported that acute lethality testing was under "normal frequency" for the month of June and the fourth quarter, indicating that testing was required for the month.

NOTES:
ND: No Deposit **RF:** Reduced Frequency **NCU:** No Cyanide Used **Pass:** ≤50% Mortality **Fail:** >50% Mortality **— :** No data reported

Highlighted data indicate that a monthly effluent quality standard was exceeded for that month.

A "Pass" for the *Daphnia magna* monitoring test is not a requirement.

METAL MINING EFFLUENT REGULATIONS (MMER)
2015 EFFLUENT COMPLIANCE

MINE/MILL NAME	Snow Lake Mine
OPERATOR NAME	QMX Gold Corporation / Hudbay Minerals Incorporated
PRODUCT(S)	Gold
ADDRESS	P.O. Box 451, 114 Cedar Street, Snow Lake, Manitoba R0B 1M0
EFFLUENT DISCHARGE POINT	SWM-03 (Birch Lake Outlet Embankment Decant Discharge)

PARAMETERS	LIMITS	JAN.	FEB.	MAR.	APRIL	MAY	JUNE	JULY	AUG.	SEP.	OCT.	NOV.	DEC.
As (mg/L)	0.5	ND	ND	ND	ND	ND	ND	ND	ND	ND	0,0841	ND	ND
Cu (mg/L)	0.3	ND	ND	ND	ND	ND	ND	ND	ND	ND	0,0010	ND	ND
CN (mg/L)	1.0	ND	ND	ND	ND	ND	ND	ND	ND	ND	0,0010	ND	ND
Pb (mg/L)	0.2	ND	ND	ND	ND	ND	ND	ND	ND	ND	0,0005	ND	ND
Ni (mg/L)	0.5	ND	ND	ND	ND	ND	ND	ND	ND	ND	0,0050	ND	ND
Zn (mg/L)	0.5	ND	ND	ND	ND	ND	ND	ND	ND	ND	0,0200	ND	ND
TSS (mg/L)	15	ND	ND	ND	ND	ND	ND	ND	ND	ND	5,00	ND	ND
Ra-226 (Bq/L)	0.37	ND	ND	ND	ND	ND	ND	ND	ND	ND	0,0430	ND	ND
pH low	≥6.0	ND	ND	ND	ND	ND	ND	ND	ND	ND	8,6	ND	ND
pH high	≤9.5	ND	ND	ND	ND	ND	ND	ND	ND	ND	8,6	ND	ND
Flow (m^3/month)	—	ND	ND	ND	ND	ND	ND	ND	ND	ND	51 938	ND	ND
Rainbow Trout	Pass	ND	ND	ND	ND	ND	ND	ND	ND	ND	1	ND	ND
Acute Lethality Test	Fail	ND	ND	ND	ND	ND	ND	ND	ND	ND	0	ND	ND
Daphnia magna	Pass	ND	ND	ND	ND	ND	ND	ND	ND	ND	1	ND	ND
Monitoring Test	Fail	ND	ND	ND	ND	ND	ND	ND	ND	ND	0	ND	ND

Comments: The ownership of the facility was transferred from QMX Gold Corporation to Hudbay Minerals Incorporated.

NOTES:
ND: No Deposit **RF:** Reduced Frequency **NCU:** No Cyanide Used **Pass:** ≤50% Mortality **Fail:** >50% Mortality **— :** No data reported
Highlighted data indicate that a monthly effluent quality standard was exceeded for that month.
A "Pass" for the *Daphnia magna* monitoring test is not a requirement.

METAL MINING EFFLUENT REGULATIONS (MMER)
2015 EFFLUENT COMPLIANCE

MINE/MILL NAME	Snow Lake Mine
OPERATOR NAME	QMX Gold Corporation / Hudbay Minerals Incorporated
PRODUCT(S)	Gold
ADDRESS	P.O. Box 451, 114 Cedar Street, Snow Lake, Manitoba R0B 1M0
EFFLUENT DISCHARGE POINT	SWM-07

PARAMETERS	LIMITS	JAN.	FEB.	MAR.	APRIL	MAY	JUNE	JULY	AUG.	SEP.	OCT.	NOV.	DEC.
As (mg/L)	0.5	ND	ND	ND	ND	0,0467	0,0444	0,0474	0,0454	0,0703	0,0612	ND	ND
Cu (mg/L)	0.3	ND	ND	ND	ND	0,0066	0,0068	0,0074	0,0065	0,0069	0,0074	ND	ND
CN (mg/L)	1.0	ND	ND	ND	ND	0,0010	0,0017	0,0010	0,0010	0,0010	0,0010	ND	ND
Pb (mg/L)	0.2	ND	ND	ND	ND	0,0000	0,0000	0,0002	0,0000	0,0000	0,0000	ND	ND
Ni (mg/L)	0.5	ND	ND	ND	ND	0,0005	0,0021	0,0009	0,0006	0,0007	0,0007	ND	ND
Zn (mg/L)	0.5	ND	ND	ND	ND	0,0023	0,0006	0,0055	0,0005	0,0007	0,0005	ND	ND
TSS (mg/L)	15	ND	ND	ND	ND	2,33	4,20	3,00	2,33	2,00	1,00	ND	ND
Ra-226 (Bq/L)	0.37	ND	ND	ND	ND	0,0067	0,0084	0,0123	0,0070	0,0133	0,0080	ND	ND
pH low	≥6.0	ND	ND	ND	ND	7,6	7,4	7,3	7,5	6,9	7,7	ND	ND
pH high	≤9.5	ND	ND	ND	ND	7,8	8,0	8,3	7,8	7,8	8,1	ND	ND
Flow (m^3/month)	—	ND	ND	ND	ND	85	168	174	174	363	219	ND	ND
Rainbow Trout	Pass	ND	ND	ND	ND	1	-	1	1	1	-	ND	ND
Acute Lethality Test	Fail	ND	ND	ND	ND	0	-	0	0	0	-	ND	ND
Daphnia magna	Pass	ND	ND	ND	ND	1	-	1	1	1	-	ND	ND
Monitoring Test	Fail	ND	ND	ND	ND	0	-	0	0	0	-	ND	ND

Comments: The ownership of the facility was transferred from QMX Gold Corporation to Hudbay Minerals Incorporated. No acute lethality test results were provided for the months of June and October.

NOTES:
ND: No Deposit **RF:** Reduced Frequency **NCU:** No Cyanide Used **Pass:** ≤50% Mortality **Fail:** >50% Mortality **— :** No data reported
Highlighted data indicate that a monthly effluent quality standard was exceeded for that month.
A "Pass" for the *Daphnia magna* monitoring test is not a requirement.

METAL MINING EFFLUENT REGULATIONS (MMER)
2015 EFFLUENT COMPLIANCE

MINE/MILL NAME	Sudbury Integrated Nickel Operations - Smelter
OPERATOR NAME	Glencore Canada Corporation
PRODUCT(S)	Nickel, copper, cobalt, platinum, palladium
ADDRESS	1 Longyear Drive, Falconbridge, Ontario P0M 1S0
EFFLUENT DISCHARGE POINT	Final Effluent at NIR Road

PARAMETERS	LIMITS	JAN.	FEB.	MAR.	APRIL	MAY	JUNE	JULY	AUG.	SEP.	OCT.	NOV.	DEC.
As (mg/L)	0.5	0,0022	0,0022	0,0020	0,0029	0,0039	0,0056	0,0094	0,0056	0,0061	0,0043	0,0030	0,0030
Cu (mg/L)	0.3	0,0018	0,0018	0,0024	0,0045	0,0022	0,0024	0,0013	0,0012	0,0017	0,0011	0,0013	0,0048
CN (mg/L)	1.0	NCU	NCU	NCU	NCU	NCU	NCU	NCU	NCU	NCU	NCU	NCU	NCU
Pb (mg/L)	0.2	0,0002	0,0002	0,0004	0,0003	0,0001	0,0002	0,0002	0,0001	0,0002	0,0002	0,0001	0,0005
Ni (mg/L)	0.5	0,0492	0,0394	0,0517	0,0651	0,0467	0,0414	0,0304	0,0200	0,0175	0,0301	0,0496	0,0727
Zn (mg/L)	0.5	0,0040	0,0020	0,0017	0,0021	0,0010	0,0009	0,0019	0,0006	0,0019	0,0038	0,0016	0,0064
TSS (mg/L)	15	0,63	0,98	0,54	0,88	1,35	1,12	2,13	1,52	1,16	0,60	1,06	2,50
Ra-226 (Bq/L)	0.37	0,0050	RF	RF	0,0050	RF	RF	0,0050	RF	RF	0,0050	RF	RF
pH low	≥6.0	6,7	6,8	6,9	6,9	6,9	6,7	7,0	7,0	6,9	6,9	7,0	6,9
pH high	≤9.5	6,8	7,1	7,1	7,2	7,0	7,1	7,1	7,4	7,4	7,6	7,3	7,2
Flow (m^3/month)	—	1 652 929	1 482 614	1 311 634	1 853 009	1 432 129	941 561	649 561	641 064	510 511	732 444	1 216 636	1 336 338
Rainbow Trout	Pass	1	RF	RF	1	RF	RF	1	RF	RF	1	RF	RF
Acute Lethality Test	Fail	0	RF	RF	0	RF	RF	0	RF	RF	0	RF	RF
Daphnia magna	Pass	1	RF	RF	1	RF	RF	1	RF	RF	1	RF	RF
Monitoring Test	Fail	0	RF	RF	0	RF	RF	0	RF	RF	0	RF	RF

Comments:

NOTES:
ND: No Deposit **RF:** Reduced Frequency **NCU:** No Cyanide Used **Pass:** ≤50% Mortality **Fail:** >50% Mortality **— :** No data reported
Highlighted data indicate that a monthly effluent quality standard was exceeded for that month.
A "Pass" for the *Daphnia magna* monitoring test is not a requirement.

METAL MINING EFFLUENT REGULATIONS (MMER)
2015 EFFLUENT COMPLIANCE

MINE/MILL NAME	Sudbury Integrated Nickel Operations - Strathcona
OPERATOR NAME	Glencore Canada Corporation
PRODUCT(S)	Nickel, copper, cobalt, platinum, palladium
ADDRESS	Onaping, Ontario P0M 2R0
EFFLUENT DISCHARGE POINT	Fecunis RR Bridge

PARAMETERS	LIMITS	JAN.	FEB.	MAR.	APRIL	MAY	JUNE	JULY	AUG.	SEP.	OCT.	NOV.	DEC.
As (mg/L)	0.5	0,0025	0,0005	0,0005	0,0004	0,0002	0,0003	0,0006	0,0003	0,0004	0,0001	0,0004	0,0008
Cu (mg/L)	0.3	0,0169	0,0083	0,0071	0,0184	0,0119	0,0250	0,0116	0,0065	0,0073	0,0097	0,0126	0,0115
CN (mg/L)	1.0	0,0005	0,0005	0,0005	0,0005	0,0006	0,0007	0,0010	0,0015	0,0005	0,0005	0,0005	0,0005
Pb (mg/L)	0.2	0,0153	0,0034	0,0007	0,0006	0,0008	0,0018	0,0017	0,0002	0,0015	0,0012	0,0005	0,0015
Ni (mg/L)	0.5	0,1341	0,0945	0,0594	0,0895	0,0447	0,0406	0,0272	0,0308	0,0381	0,0299	0,0462	0,0649
Zn (mg/L)	0.5	0,0047	0,0108	0,0041	0,0047	0,0001	0,0094	0,0014	0,0026	0,0219	0,0010	0,0017	0,0049
TSS (mg/L)	15	0,25	0,23	0,17	0,31	0,26	0,50	0,49	0,68	0,60	0,19	0,28	0,24
Ra-226 (Bq/L)	0.37	0,0025	RF	RF	RF	0,0025	RF	0,0025	RF	RF	0,0025	RF	RF
pH low	≥6.0	7,5	7,5	7,3	7,4	7,3	7,1	7,4	7,2	7,3	7,3	7,2	7,5
pH high	≤9.5	7,6	7,5	7,6	7,5	7,6	7,6	7,5	7,5	7,5	7,4	7,5	7,7
Flow (m^3/month)	—	1 708 718	1 234 377	937 208	2 018 981	2 660 670	1 748 787	1 082 769	693 450	919 192	818 874	883 645	3 727 615
Rainbow Trout	Pass	1	-	-	RF	1	RF	1	RF	RF	1	RF	RF
Acute Lethality Test	Fail	0	-	-	RF	0	RF	0	RF	RF	0	RF	RF
Daphnia magna	Pass	1	-	-	RF	1	RF	1	RF	RF	1	RF	RF
Monitoring Test	Fail	0	-	-	RF	0	RF	0	RF	RF	0	RF	RF

Comments: The company reported that acute lethality testing was under "normal frequency" for the months of February and March, indicating that testing was required for these months.

NOTES:
ND: No Deposit **RF:** Reduced Frequency **NCU:** No Cyanide Used **Pass:** ≤50% Mortality **Fail:** >50% Mortality **— :** No data reported
Highlighted data indicate that a monthly effluent quality standard was exceeded for that month.
A "Pass" for the *Daphnia magna* monitoring test is not a requirement.

METAL MINING EFFLUENT REGULATIONS (MMER)
2015 EFFLUENT COMPLIANCE

MINE/MILL NAME	Tanco Mine
OPERATOR NAME	Tantalum Mining Corporation of Canada Limited
PRODUCT(S)	Tantalum, lithium, cesium, rubidium
ADDRESS	P.O. Box 2000, Lac du Bonnet, Manitoba R0E 1A0
EFFLUENT DISCHARGE POINT	West Discharge (Compliance Point)

PARAMETERS	LIMITS	JAN.	FEB.	MAR.	APRIL	MAY	JUNE	JULY	AUG.	SEP.	OCT.	NOV.	DEC.
As (mg/L)	0.5	0,0064	RF	RF	RF	0,0200	RF	0,0145	RF	RF	0,0101	RF	RF
Cu (mg/L)	0.3	0,0010	RF	RF	RF	0,0200	RF	0,0006	RF	RF	0,0009	RF	RF
CN (mg/L)	1.0	NCU	NCU	NCU	NCU	NCU	NCU	NCU	NCU	NCU	NCU	NCU	NCU
Pb (mg/L)	0.2	0,0001	RF	RF	RF	0,0045	RF	0,0000	RF	RF	0,0003	RF	RF
Ni (mg/L)	0.5	0,0010	RF	RF	RF	0,2000	RF	0,0010	RF	RF	0,0012	RF	RF
Zn (mg/L)	0.5	0,0032	RF	RF	RF	0,2000	RF	0,0010	RF	RF	0,0025	RF	RF
TSS (mg/L)	15	2,04	2,35	2,90	5,20	8,96	10,36	12,40	13,85	21,10	19,40	7,70	4,72
Ra-226 (Bq/L)	0.37	0,0019	RF	RF	RF	0,0050	RF	0,0050	RF	RF	0,0120	RF	RF
pH low	≥6.0	6,8	6,9	6,8	6,8	7,0	7,3	7,4	7,1	7,4	6,8	8,3	8,5
pH high	≤9.5	7,6	7,9	7,3	9,7	8,7	7,7	7,7	7,7	8,3	9,4	9,1	9,1
Flow (m^3/month)	—	100 208	95 193	118 358	108 972	141 996	139 428	133 471	101 463	128 430	103 112	139 860	110 397
Rainbow Trout	Pass	1	RF	RF	RF	1	RF	1	RF	RF	1	RF	RF
Acute Lethality Test	Fail	0	RF	RF	RF	0	RF	0	RF	RF	0	RF	RF
Daphnia magna	Pass	1	RF	RF	RF	1	RF	1	RF	RF	1	RF	RF
Monitoring Test	Fail	0	RF	RF	RF	0	RF	0	RF	RF	0	RF	RF

Comments: Although the monthly mean concentrations for nickel and zinc for the month of May are greater than 10% of their respective limits, it was determined that the lab used incorrect method detection limits for the samples and therefore these substances would remain eligible to remain in reduced frequency.

NOTES:
ND: No Deposit **RF:** Reduced Frequency **NCU:** No Cyanide Used **Pass:** ≤50% Mortality **Fail:** >50% Mortality **— :** No data reported

Highlighted data indicate that a monthly effluent quality standard was exceeded for that month.

A "Pass" for the *Daphnia magna* monitoring test is not a requirement.

METAL MINING EFFLUENT REGULATIONS (MMER)
2015 EFFLUENT COMPLIANCE

MINE/MILL NAME	Thompson Complex
OPERATOR NAME	Vale Canada Limited
PRODUCT(S)	Nickel, copper
ADDRESS	P.O. Box 5000, Thompson, Manitoba R8N 1P3
EFFLUENT DISCHARGE POINT	Misery Weir

PARAMETERS	LIMITS	JAN.	FEB.	MAR.	APRIL	MAY	JUNE	JULY	AUG.	SEP.	OCT.	NOV.	DEC.
As (mg/L)	0.5	0,0076	0,0068	0,0073	0,0065	0,0049	0,0045	0,0050	0,0052	0,0052	0,0052	0,0051	0,0053
Cu (mg/L)	0.3	0,0138	0,0103	0,0200	0,0113	0,0113	0,0180	0,0125	0,0150	0,0050	0,0060	0,0063	0,0050
CN (mg/L)	1.0	NCU	0,0010	NCU	NCU	0,0010	NCU	0,0010	NCU	0,0010	0,0010	NCU	NCU
Pb (mg/L)	0.2	0,0150	0,0150	0,0150	0,0150	0,0150	0,0150	0,0150	0,0150	0,0150	0,0150	0,0150	0,0150
Ni (mg/L)	0.5	0,3450	0,3350	0,2920	0,2450	0,1975	0,2640	0,2800	0,2650	0,2580	0,3200	0,3925	0,4033
Zn (mg/L)	0.5	0,0050	0,0050	0,0050	0,0050	0,0050	0,0050	0,0050	0,0063	0,0050	0,0050	0,0050	0,0050
TSS (mg/L)	15	2,65	1,50	1,92	1,50	2,65	2,64	2,20	5,00	2,96	2,40	3,35	1,83
Ra-226 (Bq/L)	0.37	RF	0,0050	RF	RF	0,0050	RF	0,0050	RF	0,0050	0,0050	RF	RF
pH low	≥6.0	8,6	8,8	8,8	8,7	8,6	8,5	8,4	8,5	8,4	8,4	8,6	9,0
pH high	≤9.5	8,7	8,9	8,9	9,0	8,8	8,6	8,7	8,6	8,5	8,5	9,0	9,1
Flow (m^3/month)	—	1 774 394	1 798 776	2 051 654	2 157 840	3 109 037	3 411 072	3 331 121	5 242 968	5 033 664	4 997 894	4 069 440	3 214 080
Rainbow Trout	Pass	RF	1	RF	RF	1	RF	1	RF	RF	1	RF	RF
Acute Lethality Test	Fail	RF	0	RF	RF	0	RF	0	RF	RF	0	RF	RF
Daphnia magna	Pass	RF	1	RF	RF	1	RF	1	RF	RF	1	RF	RF
Monitoring Test	Fail	RF	0	RF	RF	0	RF	0	RF	RF	0	RF	RF

Comments:

NOTES:
ND: No Deposit **RF:** Reduced Frequency **NCU:** No Cyanide Used **Pass:** ≤50% Mortality **Fail:** >50% Mortality **— :** No data reported
Highlighted data indicate that a monthly effluent quality standard was exceeded for that month.
A "Pass" for the *Daphnia magna* monitoring test is not a requirement.

METAL MINING EFFLUENT REGULATIONS (MMER)
2015 EFFLUENT COMPLIANCE

MINE/MILL NAME	Thompson Complex
OPERATOR NAME	Vale Canada Limited
PRODUCT(S)	Nickel, copper
ADDRESS	P.O. Box 5000, Thompson, Manitoba R8N 1P3
EFFLUENT DISCHARGE POINT	Station B

PARAMETERS	LIMITS	JAN.	FEB.	MAR.	APRIL	MAY	JUNE	JULY	AUG.	SEP.	OCT.	NOV.	DEC.
As (mg/L)	0.5	0,0040	0,0040	0,0055	0,0049	0,0193	0,0149	0,0137	0,0099	0,0075	0,0052	0,0033	0,0037
Cu (mg/L)	0.3	0,0300	0,0225	0,0300	0,0300	0,0250	0,0220	0,0238	0,0300	0,0120	0,0163	0,0150	0,0170
CN (mg/L)	1.0	NCU	0,0010	NCU	NCU	0,0010	NCU	0,0010	NCU	0,0010	0,0010	NCU	NCU
Pb (mg/L)	0.2	0,0150	0,0150	0,0150	0,0150	0,0150	0,0150	0,0150	0,0150	0,0150	0,0150	0,0150	0,0150
Ni (mg/L)	0.5	0,0800	0,0925	0,0980	0,1150	0,2075	0,1280	0,1225	0,1250	0,1160	0,1600	0,1275	0,0900
Zn (mg/L)	0.5	0,0078	0,0093	0,0050	0,0115	0,0050	0,0050	0,0050	0,0050	0,0050	0,0050	0,0050	0,0050
TSS (mg/L)	15	1,50	1,25	3,08	3,70	11,80	6,08	1,80	4,20	4,40	2,75	1,50	1,80
Ra-226 (Bq/L)	0.37	RF	0,0050	RF	RF	0,0050	RF	0,0050	RF	0,0050	0,0050	RF	RF
pH low	≥6.0	7,2	7,1	7,3	7,3	7,7	7,7	7,6	7,5	7,5	7,6	7,4	7,4
pH high	≤9.5	7,3	7,4	7,4	7,5	8,6	9,2	8,0	7,7	7,8	7,8	7,7	7,6
Flow (m^3/month)	—	900 612	919 296	910 656	1 296 000	1 600 344	1 539 648	2 330 208	1 667 304	1 093 824	1 225 368	1 010 880	1 068 682
Rainbow Trout	Pass	RF	1	RF	RF	1	RF	1	RF	RF	1	RF	RF
Acute Lethality Test	Fail	RF	0	RF	RF	0	RF	0	RF	RF	0	RF	RF
Daphnia magna	Pass	RF	1	RF	RF	1	RF	1	RF	RF	1	RF	RF
Monitoring Test	Fail	RF	0	RF	RF	0	RF	0	RF	RF	0	RF	RF

Comments:

NOTES:
ND: No Deposit **RF:** Reduced Frequency **NCU:** No Cyanide Used **Pass:** ≤50% Mortality **Fail:** >50% Mortality **— :** No data reported
Highlighted data indicate that a monthly effluent quality standard was exceeded for that month.
A "Pass" for the *Daphnia magna* monitoring test is not a requirement.

METAL MINING EFFLUENT REGULATIONS (MMER)
2015 EFFLUENT COMPLIANCE

MINE/MILL NAME	Timmins West Complex
OPERATOR NAME	Lake Shore Gold Corporation
PRODUCT(S)	Gold
ADDRESS	8215 Highway 101 West, Timmins, Ontario P4N 7H9
EFFLUENT DISCHARGE POINT	TR-1

PARAMETERS	LIMITS	JAN.	FEB.	MAR.	APRIL	MAY	JUNE	JULY	AUG.	SEP.	OCT.	NOV.	DEC.
As (mg/L)	0.5	0,0169	0,0153	0,0143	0,0121	0,0091	0,0082	0,0069	0,0062	0,0101	0,0103	0,0088	0,0121
Cu (mg/L)	0.3	0,0037	0,0028	0,0044	0,0042	0,0039	0,0038	0,0042	0,0028	0,0071	0,0050	0,0034	0,0040
CN (mg/L)	1.0	NCU	NCU	NCU	NCU	NCU	NCU	NCU	NCU	NCU	NCU	NCU	NCU
Pb (mg/L)	0.2	0,0005	0,0005	0,0005	0,0005	0,0005	0,0008	0,0005	0,0005	0,0005	0,0005	0,0005	0,0005
Ni (mg/L)	0.5	0,0103	0,0084	0,0124	0,0092	0,0050	0,0054	0,0061	0,0047	0,0087	0,0099	0,0083	0,0119
Zn (mg/L)	0.5	0,0093	0,0076	0,0070	0,0056	0,0058	0,0038	0,0047	0,0049	0,0221	0,0109	0,0095	0,0200
TSS (mg/L)	15	1,35	0,53	2,10	0,81	4,94	7,18	2,01	2,00	1,17	1,81	0,56	1,48
Ra-226 (Bq/L)	0.37	RF	RF	0,0025	RF	RF	0,0025	RF	0,0040	RF	0,0040	RF	RF
pH low	≥6.0	6,2	6,2	6,3	6,2	7,1	7,0	6,9	7,2	7,0	7,0	6,6	6,5
pH high	≤9.5	6,6	6,5	7,2	7,4	7,6	7,6	7,5	7,2	7,3	7,2	7,0	7,1
Flow (m^3/month)	—	16 673	15 821	13 758	29 873	51 125	58 867	15 320	2 231	18 454	35 906	34 224	28 189
Rainbow Trout	Pass	1	1	1	1	1	1	1	1	1	1	1	1
Acute Lethality Test	Fail	0	0	0	0	0	0	0	0	0	0	0	0
Daphnia magna	Pass	1	1	1	1	1	1	1	1	1	1	1	1
Monitoring Test	Fail	0	0	0	0	0	0	0	0	0	0	0	0

Comments:

NOTES:
ND: No Deposit **RF:** Reduced Frequency **NCU:** No Cyanide Used **Pass:** ≤50% Mortality **Fail:** >50% Mortality **— :** No data reported
Highlighted data indicate that a monthly effluent quality standard was exceeded for that month.
A "Pass" for the *Daphnia magna* monitoring test is not a requirement.

METAL MINING EFFLUENT REGULATIONS (MMER)
2015 EFFLUENT COMPLIANCE

MINE/MILL NAME	Tio (Mine)
OPERATOR NAME	RioTinto Fer et Titane Incorporé
PRODUCT(S)	Ilmenite, iron ore, titanium
ADDRESS	951 De l'Escale Boulevard, Havre-Saint-Pierre, Quebec G0G 1P0
EFFLUENT DISCHARGE POINT	Aiguillage Sud

PARAMETERS	LIMITS	JAN.	FEB.	MAR.	APRIL	MAY	JUNE	JULY	AUG.	SEP.	OCT.	NOV.	DEC.
As (mg/L)	0.5	0,0002	0,0002	0,0002	0,0006	0,0004	0,0004	0,0005	0,0007	0,0003	0,0006	0,0003	0,0003
Cu (mg/L)	0.3	0,0264	0,0418	0,0489	0,0569	0,0436	0,0330	0,0286	0,0381	0,0333	0,0257	0,0351	0,0275
CN (mg/L)	1.0	NCU	NCU	NCU	NCU	NCU	NCU	NCU	NCU	NCU	NCU	NCU	NCU
Pb (mg/L)	0.2	0,0001	0,0001	0,0001	0,0005	0,0002	0,0002	0,0003	0,0004	0,0003	0,0002	0,0001	0,0003
Ni (mg/L)	0.5	0,4433	0,4258	0,3886	0,2930	0,1968	0,2570	0,2423	0,2398	0,2718	0,2560	0,3110	0,3286
Zn (mg/L)	0.5	0,0868	0,0865	0,0650	0,0585	0,0345	0,0310	0,0295	0,0310	0,0422	0,0348	0,0490	0,0688
TSS (mg/L)	15	1,13	0,63	0,60	8,50	5,75	2,20	1,13	3,75	1,20	0,50	3,75	0,50
Ra-226 (Bq/L)	0.37	RF	0,0010	RF	0,0020	RF	RF	0,0010	RF	RF	0,0010	RF	RF
pH low	≥6.0	7,0	7,0	6,7	6,6	6,5	7,1	6,7	7,0	6,9	6,9	7,1	6,9
pH high	≤9.5	7,1	7,1	7,2	6,7	7,4	7,4	7,3	7,2	7,1	7,2	7,1	7,1
Flow (m^3/month)	—	335	252	112	18 976	33 022	5 833	3 034	1 776	956	223	1 897	2 479
Rainbow Trout	Pass	1	1	1	1	1	1	1	1	1	1	1	1
Acute Lethality Test	Fail	0	0	0	0	0	0	0	0	0	0	0	0
Daphnia magna	Pass	1	1	1	1	1	1	1	1	1	1	1	1
Monitoring Test	Fail	0	0	0	0	0	0	0	0	0	0	0	0

Comments:

NOTES:
ND: No Deposit **RF:** Reduced Frequency **NCU:** No Cyanide Used **Pass:** ≤50% Mortality **Fail:** >50% Mortality **— :** No data reported
Highlighted data indicate that a monthly effluent quality standard was exceeded for that month.
A "Pass" for the *Daphnia magna* monitoring test is not a requirement.

METAL MINING EFFLUENT REGULATIONS (MMER)
2015 EFFLUENT COMPLIANCE

MINE/MILL NAME	Tio (Mine)
OPERATOR NAME	RioTinto Fer et Titane Incorporé
PRODUCT(S)	Ilmenite, iron ore, titanium
ADDRESS	951 De l'Escale Boulevard, Havre-Saint-Pierre, Quebec G0G 1P0
EFFLUENT DISCHARGE POINT	E-Lac 166

PARAMETERS	LIMITS	JAN.	FEB.	MAR.	APRIL	MAY	JUNE	JULY	AUG.	SEP.	OCT.	NOV.	DEC.
As (mg/L)	0.5	ND	ND	ND	ND	0,0008	0,0008	0,0011	0,0013	0,0005	0,0009	0,0004	0,0005
Cu (mg/L)	0.3	ND	ND	ND	ND	0,0009	0,0014	0,0012	0,0037	0,0018	0,0014	0,0023	0,0016
CN (mg/L)	1.0	ND	ND	ND	ND	NCU	NCU	NCU	NCU	NCU	NCU	NCU	NCU
Pb (mg/L)	0.2	ND	ND	ND	ND	0,0001	0,0001	0,0002	0,0002	0,0002	0,0004	0,0002	0,0002
Ni (mg/L)	0.5	ND	ND	ND	ND	0,3550	0,3700	0,2808	0,3780	0,3332	0,4205	0,3195	0,3916
Zn (mg/L)	0.5	ND	ND	ND	ND	0,0215	0,0236	0,0220	0,0323	0,0368	0,0448	0,0370	0,0632
TSS (mg/L)	15	ND	ND	ND	ND	0,75	0,80	0,50	1,25	1,00	0,50	0,50	0,50
Ra-226 (Bq/L)	0.37	ND	ND	ND	ND	0,0010	RF	0,0010	RF	RF	0,0010	RF	RF
pH low	≥6.0	ND	ND	ND	ND	6,6	6,4	6,2	6,5	6,2	6,5	6,5	6,3
pH high	≤9.5	ND	ND	ND	ND	7,0	7,1	7,1	6,6	6,6	6,9	6,6	6,7
Flow (m^3/month)	—	ND	ND	ND	ND	8 449	14 121	11 785	10 531	4 529	3 809	3 294	2 998
Rainbow Trout	Pass	ND	ND	ND	ND	1	1	1	1	1	1	1	1
Acute Lethality Test	Fail	ND	ND	ND	ND	0	0	0	0	0	0	0	0
Daphnia magna	Pass	ND	ND	ND	ND	1	1	1	1	1	1	1	1
Monitoring Test	Fail	ND	ND	ND	ND	0	0	0	0	0	0	0	0

Comments:

NOTES:
ND: No Deposit **RF:** Reduced Frequency **NCU:** No Cyanide Used **Pass:** ≤50% Mortality **Fail:** >50% Mortality **— :** No data reported
Highlighted data indicate that a monthly effluent quality standard was exceeded for that month.
A "Pass" for the *Daphnia magna* monitoring test is not a requirement.

METAL MINING EFFLUENT REGULATIONS (MMER)
2015 EFFLUENT COMPLIANCE

MINE/MILL NAME	Tio (Mine)
OPERATOR NAME	RioTinto Fer et Titane Incorporé
PRODUCT(S)	Ilmenite, iron ore, titanium
ADDRESS	951 De l'Escale Boulevard, Havre-Saint-Pierre, Quebec G0G 1P0
EFFLUENT DISCHARGE POINT	Lac 211.4

PARAMETERS	LIMITS	JAN.	FEB.	MAR.	APRIL	MAY	JUNE	JULY	AUG.	SEP.	OCT.	NOV.	DEC.
As (mg/L)	0.5	ND	ND	ND	ND	0,0006	0,0006	0,0008	0,0014	0,0006	0,0011	0,0006	0,0002
Cu (mg/L)	0.3	ND	ND	ND	ND	0,0067	0,0083	0,0097	0,0117	0,0124	0,0108	0,0123	0,0176
CN (mg/L)	1.0	ND	ND	ND	ND	NCU	NCU	NCU	NCU	NCU	NCU	NCU	NCU
Pb (mg/L)	0.2	ND	ND	ND	ND	0,0001	0,0003	0,0003	0,0004	0,0005	0,0005	0,0001	0,0004
Ni (mg/L)	0.5	ND	ND	ND	ND	0,1125	0,1646	0,1918	0,2080	0,2498	0,2785	0,2683	0,3093
Zn (mg/L)	0.5	ND	ND	ND	ND	0,0205	0,0300	0,0445	0,0420	0,0434	0,0478	0,0468	0,0753
TSS (mg/L)	15	ND	ND	ND	ND	2,00	0,80	1,13	1,75	1,90	1,75	2,00	2,00
Ra-226 (Bq/L)	0.37	ND	ND	ND	ND	0,0010	RF	0,0010	RF	RF	0,0020	RF	RF
pH low	≥6.0	ND	ND	ND	ND	6,9	6,9	6,4	6,2	6,3	6,4	6,6	6,6
pH high	≤9.5	ND	ND	ND	ND	7,0	7,2	7,2	6,6	6,7	7,6	6,7	6,7
Flow (m^3/month)	—	ND	ND	ND	ND	7 266	12 234	11 673	26 466	17 616	10 055	9 731	4 307
Rainbow Trout	Pass	ND	ND	ND	ND	1	1	1	1	1	1	1	1
Acute Lethality Test	Fail	ND	ND	ND	ND	0	0	0	0	0	0	0	0
Daphnia magna	Pass	ND	ND	ND	ND	1	1	1	1	1	1	1	1
Monitoring Test	Fail	ND	ND	ND	ND	0	0	0	0	0	0	0	0

Comments:

NOTES:
ND: No Deposit **RF:** Reduced Frequency **NCU:** No Cyanide Used **Pass:** ≤50% Mortality **Fail:** >50% Mortality **— :** No data reported
Highlighted data indicate that a monthly effluent quality standard was exceeded for that month.
A "Pass" for the *Daphnia magna* monitoring test is not a requirement.

METAL MINING EFFLUENT REGULATIONS (MMER)
2015 EFFLUENT COMPLIANCE

MINE/MILL NAME	Tio (Mine)
OPERATOR NAME	RioTinto Fer et Titane Incorporé
PRODUCT(S)	Ilmenite, iron ore, titanium
ADDRESS	951 De l'Escale Boulevard, Havre-Saint-Pierre, Quebec G0G 1P0
EFFLUENT DISCHARGE POINT	Lac Grondin

PARAMETERS	LIMITS	JAN.	FEB.	MAR.	APRIL	MAY	JUNE	JULY	AUG.	SEP.	OCT.	NOV.	DEC.
As (mg/L)	0.5	ND	ND	ND	ND	ND	ND	ND	ND	ND	ND	ND	ND
Cu (mg/L)	0.3	ND	ND	ND	ND	ND	ND	ND	ND	ND	ND	ND	ND
CN (mg/L)	1.0	ND	ND	ND	ND	ND	ND	ND	ND	ND	ND	ND	ND
Pb (mg/L)	0.2	ND	ND	ND	ND	ND	ND	ND	ND	ND	ND	ND	ND
Ni (mg/L)	0.5	ND	ND	ND	ND	ND	ND	ND	ND	ND	ND	ND	ND
Zn (mg/L)	0.5	ND	ND	ND	ND	ND	ND	ND	ND	ND	ND	ND	ND
TSS (mg/L)	15	ND	ND	ND	ND	ND	ND	ND	ND	ND	ND	ND	ND
Ra-226 (Bq/L)	0.37	ND	ND	ND	ND	ND	ND	ND	ND	ND	ND	ND	ND
pH low	≥6.0	ND	ND	ND	ND	ND	ND	ND	ND	ND	ND	ND	ND
pH high	≤9.5	ND	ND	ND	ND	ND	ND	ND	ND	ND	ND	ND	ND
Flow (m^3/month)	—	ND	ND	ND	ND	ND	ND	ND	ND	ND	ND	ND	ND
Rainbow Trout	Pass	ND	ND	ND	ND	ND	ND	ND	ND	ND	ND	ND	ND
Acute Lethality Test	Fail	ND	ND	ND	ND	ND	ND	ND	ND	ND	ND	ND	ND
Daphnia magna	Pass	ND	ND	ND	ND	ND	ND	ND	ND	ND	ND	ND	ND
Monitoring Test	Fail	ND	ND	ND	ND	ND	ND	ND	ND	ND	ND	ND	ND

Comments:

NOTES:
ND: No Deposit **RF:** Reduced Frequency **NCU:** No Cyanide Used **Pass:** ≤50% Mortality **Fail:** >50% Mortality **— :** No data reported
Highlighted data indicate that a monthly effluent quality standard was exceeded for that month.
A "Pass" for the *Daphnia magna* monitoring test is not a requirement.

METAL MINING EFFLUENT REGULATIONS (MMER)
2015 EFFLUENT COMPLIANCE

MINE/MILL NAME	Tio (Mine)
OPERATOR NAME	RioTinto Fer et Titane Incorporé
PRODUCT(S)	Ilmenite, iron ore, titanium
ADDRESS	951 De l'Escale Boulevard, Havre-Saint-Pierre, Quebec G0G 1P0
EFFLUENT DISCHARGE POINT	Résurgence Léo

PARAMETERS	LIMITS	JAN.	FEB.	MAR.	APRIL	MAY	JUNE	JULY	AUG.	SEP.	OCT.	NOV.	DEC.
As (mg/L)	0.5	0,0002	0,0002	0,0003	0,0006	0,0012	0,0009	0,0013	0,0014	0,0007	0,0018	0,0008	0,0005
Cu (mg/L)	0.3	0,0189	0,0286	0,0170	0,0121	0,0064	0,0055	0,0058	0,0053	0,0056	0,0067	0,0129	0,0118
CN (mg/L)	1.0	NCU	NCU	NCU	NCU	NCU	NCU	NCU	NCU	NCU	NCU	NCU	NCU
Pb (mg/L)	0.2	0,0002	0,0001	0,0011	0,0001	0,0031	0,0012	0,0007	0,0003	0,0006	0,0004	0,0003	0,0002
Ni (mg/L)	0.5	0,6360	0,4663	0,2008	0,2200	0,2023	0,2626	0,3898	0,4415	0,4400	0,4975	0,4588	0,4378
Zn (mg/L)	0.5	0,1020	0,0800	0,0342	0,0373	0,0340	0,0462	0,0598	0,0580	0,0802	0,0815	0,0678	0,0758
TSS (mg/L)	15	0,50	0,63	0,50	0,88	0,50	0,50	0,50	0,50	0,50	0,50	0,63	0,50
Ra-226 (Bq/L)	0.37	RF	0,0020	RF	0,0010	RF	RF	0,0010	RF	RF	0,0010	RF	RF
pH low	≥6.0	7,0	6,8	7,0	6,5	6,7	6,9	6,6	6,8	6,9	6,8	7,0	7,0
pH high	≤9.5	7,1	7,0	7,3	7,3	7,2	7,3	7,3	7,2	7,1	7,3	7,3	7,1
Flow (m^3/month)	—	9 813	7 459	70 192	177 253	352 012	127 403	61 304	153 165	72 883	87 632	42 905	22 287
Rainbow Trout	Pass	1	1	1	1	1	1	1	1	1	1	1	1
Acute Lethality Test	Fail	0	0	0	0	0	0	0	0	0	0	0	0
Daphnia magna	Pass	1	1	1	1	1	1	1	1	1	1	1	1
Monitoring Test	Fail	0	0	0	0	0	0	0	0	0	0	0	0

Comments:

NOTES:
ND: No Deposit **RF:** Reduced Frequency **NCU:** No Cyanide Used **Pass:** ≤50% Mortality **Fail:** >50% Mortality **— :** No data reported
Highlighted data indicate that a monthly effluent quality standard was exceeded for that month.
A "Pass" for the *Daphnia magna* monitoring test is not a requirement.

METAL MINING EFFLUENT REGULATIONS (MMER)
2015 EFFLUENT COMPLIANCE

MINE/MILL NAME	Totten Mine
OPERATOR NAME	Vale Canada Limited
PRODUCT(S)	Nickel, copper, platinum, gold, silver
ADDRESS	6 C. Johnson Road, Worthington, Ontario P0M3H0
EFFLUENT DISCHARGE POINT	Totten Discharge

PARAMETERS	LIMITS	JAN.	FEB.	MAR.	APRIL	MAY	JUNE	JULY	AUG.	SEP.	OCT.	NOV.	DEC.
As (mg/L)	0.5	0,0006	0,0006	0,0008	0,0006	0,0008	0,0009	ND	ND	ND	0,0012	0,0010	0,0007
Cu (mg/L)	0.3	0,0050	0,0043	0,0078	0,0067	0,0028	0,0028	ND	ND	ND	0,0010	0,0033	0,0044
CN (mg/L)	1.0	NCU	NCU	NCU	NCU	NCU	NCU	ND	ND	ND	NCU	NCU	NCU
Pb (mg/L)	0.2	0,0001	0,0001	0,0002	0,0003	0,0001	0,0000	ND	ND	ND	0,0001	0,0003	0,0004
Ni (mg/L)	0.5	0,0263	0,0288	0,0355	0,0130	0,0128	0,0150	ND	ND	ND	0,0220	0,0187	0,0190
Zn (mg/L)	0.5	0,0045	0,0084	0,0050	0,0055	0,0037	0,0022	ND	ND	ND	0,0010	0,0042	0,0052
TSS (mg/L)	15	1,93	1,80	1,80	4,97	3,65	1,00	ND	ND	ND	2,60	5,63	4,64
Ra-226 (Bq/L)	0.37	0,0170	RF	RF	0,0025	RF	RF	ND	ND	ND	0,0140	RF	RF
pH low	≥6.0	7,0	6,9	6,7	6,6	7,2	7,4	ND	ND	ND	7,6	7,4	7,0
pH high	≤9.5	7,3	7,2	7,1	7,3	7,9	7,8	ND	ND	ND	7,6	7,6	7,5
Flow (m^3/month)	—	14 880	19 668	57 337	100 613	95 833	66 025	ND	ND	ND	62	23 486	133 761
Rainbow Trout	Pass	1	RF	RF	1	RF	RF	ND	ND	ND	1	RF	RF
Acute Lethality Test	Fail	0	RF	RF	0	RF	RF	ND	ND	ND	0	RF	RF
Daphnia magna	Pass	1	RF	RF	1	RF	RF	ND	ND	ND	1	RF	RF
Monitoring Test	Fail	0	RF	RF	0	RF	RF	ND	ND	ND	0	RF	RF

Comments:

NOTES:
ND: No Deposit **RF:** Reduced Frequency **NCU:** No Cyanide Used **Pass:** ≤50% Mortality **Fail:** >50% Mortality **— :** No data reported
Highlighted data indicate that a monthly effluent quality standard was exceeded for that month.
A "Pass" for the *Daphnia magna* monitoring test is not a requirement.

METAL MINING EFFLUENT REGULATIONS (MMER)
2015 EFFLUENT COMPLIANCE

MINE/MILL NAME	Trout Lake Mine
OPERATOR NAME	Hudbay Minerals Incorporated
PRODUCT(S)	Copper, zinc, gold, silver
ADDRESS	P.O. Box 1500, Flin Flon, Manitoba R8A 1N9
EFFLUENT DISCHARGE POINT	Trout Lake Surface Sump Discharge

PARAMETERS	LIMITS	JAN.	FEB.	MAR.	APRIL	MAY	JUNE	JULY	AUG.	SEP.	OCT.	NOV.	DEC.
As (mg/L)	0.5	ND	ND	ND	ND	ND	ND	0,0033	0,0043	ND	ND	ND	ND
Cu (mg/L)	0.3	ND	ND	ND	ND	ND	ND	0,0063	0,0085	ND	ND	ND	ND
CN (mg/L)	1.0	ND	ND	ND	ND	ND	ND	NCU	NCU	ND	ND	ND	ND
Pb (mg/L)	0.2	ND	ND	ND	ND	ND	ND	0,0100	0,0100	ND	ND	ND	ND
Ni (mg/L)	0.5	ND	ND	ND	ND	ND	ND	0,0062	0,0058	ND	ND	ND	ND
Zn (mg/L)	0.5	ND	ND	ND	ND	ND	ND	0,0343	0,0410	ND	ND	ND	ND
TSS (mg/L)	15	ND	ND	ND	ND	ND	ND	6,93	4,15	ND	ND	ND	ND
Ra-226 (Bq/L)	0.37	ND	ND	ND	ND	ND	ND	0,2667	0,3000	ND	ND	ND	ND
pH low	≥6.0	ND	ND	ND	ND	ND	ND	7,0	7,1	ND	ND	ND	ND
pH high	≤9.5	ND	ND	ND	ND	ND	ND	7,6	7,6	ND	ND	ND	ND
Flow (m^3/month)	—	ND	ND	ND	ND	ND	ND	17 400	32 500	ND	ND	ND	ND
Rainbow Trout	Pass	ND	ND	ND	ND	ND	ND	1	RF	ND	ND	ND	ND
Acute Lethality Test	Fail	ND	ND	ND	ND	ND	ND	0	RF	ND	ND	ND	ND
Daphnia magna	Pass	ND	ND	ND	ND	ND	ND	1	RF	ND	ND	ND	ND
Monitoring Test	Fail	ND	ND	ND	ND	ND	ND	0	RF	ND	ND	ND	ND

Comments:

NOTES:
ND: No Deposit **RF:** Reduced Frequency **NCU:** No Cyanide Used **Pass:** ≤50% Mortality **Fail:** >50% Mortality **— :** No data reported
Highlighted data indicate that a monthly effluent quality standard was exceeded for that month.
A "Pass" for the *Daphnia magna* monitoring test is not a requirement.

METAL MINING EFFLUENT REGULATIONS (MMER)
2015 EFFLUENT COMPLIANCE

MINE/MILL NAME	Vezza (Mine)
OPERATOR NAME	Maudore Minerals Limited - Mines Aurbec Incoporated / Entrepreneur Minier Promec
PRODUCT(S)	Gold
ADDRESS	Km 197, Road 109 North, Matagami, Quebec J0Y 2A0
EFFLUENT DISCHARGE POINT	Bassin de polissage

PARAMETERS	LIMITS	JAN.	FEB.	MAR.	APRIL	MAY	JUNE	JULY	AUG.	SEP.	OCT.	NOV.	DEC.
As (mg/L)	0.5	ND	ND	ND	ND	ND	0,0010	ND	ND	ND	ND	0,0061	0,0204
Cu (mg/L)	0.3	ND	ND	ND	ND	ND	0,0010	ND	ND	ND	ND	0,0015	0,0014
CN (mg/L)	1.0	ND	ND	ND	ND	ND	NCU	ND	ND	ND	ND	NCU	NCU
Pb (mg/L)	0.2	ND	ND	ND	ND	ND	0,0002	ND	ND	ND	ND	0,0006	0,0002
Ni (mg/L)	0.5	ND	ND	ND	ND	ND	0,0083	ND	ND	ND	ND	0,0135	0,0115
Zn (mg/L)	0.5	ND	ND	ND	ND	ND	0,0200	ND	ND	ND	ND	0,0167	0,0165
TSS (mg/L)	15	ND	ND	ND	ND	ND	3,00	ND	ND	ND	ND	2,00	3,50
Ra-226 (Bq/L)	0.37	ND	ND	ND	ND	ND	-	ND	ND	ND	ND	0,0020	RF
pH low	≥6.0	ND	ND	ND	ND	ND	7,9	ND	ND	ND	ND	8,1	7,7
pH high	≤9.5	ND	ND	ND	ND	ND	7,9	ND	ND	ND	ND	8,8	8,7
Flow (m^3/month)	—	ND	ND	ND	ND	ND	934	ND	ND	ND	ND	20 513	39 118
Rainbow Trout	Pass	ND	ND	ND	ND	ND	-	ND	ND	ND	ND	1	1
Acute Lethality Test	Fail	ND	ND	ND	ND	ND	-	ND	ND	ND	ND	0	0
Daphnia magna	Pass	ND	ND	ND	ND	ND	-	ND	ND	ND	ND	1	1
Monitoring Test	Fail	ND	ND	ND	ND	ND	-	ND	ND	ND	ND	0	0

Comments: The ownership of the facility was transferred from Maudore Minerals Limited - Mines Aurbec Incoporated to Entrepreneur Minier Promec. No radium-226 and no acute lethality test results were provided for the second quarter.

NOTES:
ND: No Deposit **RF:** Reduced Frequency **NCU:** No Cyanide Used **Pass:** ≤50% Mortality **Fail:** >50% Mortality **— :** No data reported

Highlighted data indicate that a monthly effluent quality standard was exceeded for that month.

A "Pass" for the *Daphnia magna* monitoring test is not a requirement.

METAL MINING EFFLUENT REGULATIONS (MMER)
2015 EFFLUENT COMPLIANCE

MINE/MILL NAME	Victoria Advanced Mine Exploration Project
OPERATOR NAME	KGHM International Limited
PRODUCT(S)	Nickel, copper, palladium, platinum, gold
ADDRESS	94 Fairbank East Road, Whitefish, Ontario P0M3E0
EFFLUENT DISCHARGE POINT	Wastewater Treatment Plant Discharge

PARAMETERS	LIMITS	JAN.	FEB.	MAR.	APRIL	MAY	JUNE	JULY	AUG.	SEP.	OCT.	NOV.	DEC.
As (mg/L)	0.5	-	-	-	-	-	-	-	-	-	-	-	-
Cu (mg/L)	0.3	-	-	-	-	-	-	-	-	-	-	-	-
CN (mg/L)	1.0	-	-	-	-	-	-	-	-	-	-	-	-
Pb (mg/L)	0.2	-	-	-	-	-	-	-	-	-	-	-	-
Ni (mg/L)	0.5	-	-	-	-	-	-	-	-	-	-	-	-
Zn (mg/L)	0.5	-	-	-	-	-	-	-	-	-	-	-	-
TSS (mg/L)	15	-	-	-	-	-	-	-	-	-	-	-	-
Ra-226 (Bq/L)	0.37	-	-	-	-	-	-	-	-	-	-	-	-
pH low	≥6.0	-	-	-	-	-	-	-	-	-	-	-	-
pH high	≤9.5	-	-	-	-	-	-	-	-	-	-	-	-
Flow (m^3/month)	—	-	-	-	-	-	-	-	-	-	-	-	-
Rainbow Trout	Pass	-	-	-	-	-	-	-	-	-	-	-	-
Acute Lethality Test	Fail	-	-	-	-	-	-	-	-	-	-	-	-
Daphnia magna	Pass	-	-	-	-	-	-	-	-	-	-	-	-
Monitoring Test	Fail	-	-	-	-	-	-	-	-	-	-	-	-

Comments: The final discharge point was activated in March 2015. No annual report was submitted for 2015.

NOTES:
ND: No Deposit **RF:** Reduced Frequency **NCU:** No Cyanide Used **Pass:** ≤50% Mortality **Fail:** >50% Mortality **— :** No data reported
Highlighted data indicate that a monthly effluent quality standard was exceeded for that month.
A "Pass" for the *Daphnia magna* monitoring test is not a requirement.

METAL MINING EFFLUENT REGULATIONS (MMER)
2015 EFFLUENT COMPLIANCE

MINE/MILL NAME	Voisey's Bay Mine - Mill
OPERATOR NAME	Vale Newfoundland & Labrador Limited
PRODUCT(S)	Nickel, copper, cobalt
ADDRESS	10 Fort William Place, St. John's, Newfoundland and Labrador A1C 1K4
EFFLUENT DISCHARGE POINT	Port Site Sedimentation Pond

PARAMETERS	LIMITS	JAN.	FEB.	MAR.	APRIL	MAY	JUNE	JULY	AUG.	SEP.	OCT.	NOV.	DEC.
As (mg/L)	0.5	ND	ND	ND	ND	ND	ND	0,0005	ND	ND	ND	ND	ND
Cu (mg/L)	0.3	ND	ND	ND	ND	ND	ND	0,0077	ND	ND	ND	ND	ND
CN (mg/L)	1.0	ND	ND	ND	ND	ND	ND	NCU	ND	ND	ND	ND	ND
Pb (mg/L)	0.2	ND	ND	ND	ND	ND	ND	0,0003	ND	ND	ND	ND	ND
Ni (mg/L)	0.5	ND	ND	ND	ND	ND	ND	0,3133	ND	ND	ND	ND	ND
Zn (mg/L)	0.5	ND	ND	ND	ND	ND	ND	0,0068	ND	ND	ND	ND	ND
TSS (mg/L)	15	ND	ND	ND	ND	ND	ND	2,20	ND	ND	ND	ND	ND
Ra-226 (Bq/L)	0.37	ND	ND	ND	ND	ND	ND	0,0050	ND	ND	ND	ND	ND
pH low	≥6.0	ND	ND	ND	ND	ND	ND	8,0	ND	ND	ND	ND	ND
pH high	≤9.5	ND	ND	ND	ND	ND	ND	9,0	ND	ND	ND	ND	ND
Flow (m^3/month)	—	ND	ND	ND	ND	ND	ND	2 700	ND	ND	ND	ND	ND
Rainbow Trout	Pass	ND	ND	ND	ND	ND	ND	1	ND	ND	ND	ND	ND
Acute Lethality Test	Fail	ND	ND	ND	ND	ND	ND	0	ND	ND	ND	ND	ND
Daphnia magna	Pass	ND	ND	ND	ND	ND	ND	1	ND	ND	ND	ND	ND
Monitoring Test	Fail	ND	ND	ND	ND	ND	ND	0	ND	ND	ND	ND	ND

Comments:

NOTES:
ND: No Deposit **RF:** Reduced Frequency **NCU:** No Cyanide Used **Pass:** ≤50% Mortality **Fail:** >50% Mortality **— :** No data reported
Highlighted data indicate that a monthly effluent quality standard was exceeded for that month.
A "Pass" for the *Daphnia magna* monitoring test is not a requirement.

METAL MINING EFFLUENT REGULATIONS (MMER)
2015 EFFLUENT COMPLIANCE

MINE/MILL NAME	Voisey's Bay Mine - Mill
OPERATOR NAME	Vale Newfoundland & Labrador Limited
PRODUCT(S)	Nickel, copper, cobalt
ADDRESS	10 Fort William Place, St. John's, Newfoundland and Labrador A1C 1K4
EFFLUENT DISCHARGE POINT	Sedimentation Pond A Discharge

PARAMETERS	LIMITS	JAN.	FEB.	MAR.	APRIL	MAY	JUNE	JULY	AUG.	SEP.	OCT.	NOV.	DEC.
As (mg/L)	0.5	ND	ND	ND	ND	ND	ND	ND	ND	ND	ND	ND	ND
Cu (mg/L)	0.3	ND	ND	ND	ND	ND	ND	ND	ND	ND	ND	ND	ND
CN (mg/L)	1.0	ND	ND	ND	ND	ND	ND	ND	ND	ND	ND	ND	ND
Pb (mg/L)	0.2	ND	ND	ND	ND	ND	ND	ND	ND	ND	ND	ND	ND
Ni (mg/L)	0.5	ND	ND	ND	ND	ND	ND	ND	ND	ND	ND	ND	ND
Zn (mg/L)	0.5	ND	ND	ND	ND	ND	ND	ND	ND	ND	ND	ND	ND
TSS (mg/L)	15	ND	ND	ND	ND	ND	ND	ND	ND	ND	ND	ND	ND
Ra-226 (Bq/L)	0.37	ND	ND	ND	ND	ND	ND	ND	ND	ND	ND	ND	ND
pH low	≥6.0	ND	ND	ND	ND	ND	ND	ND	ND	ND	ND	ND	ND
pH high	≤9.5	ND	ND	ND	ND	ND	ND	ND	ND	ND	ND	ND	ND
Flow (m^3/month)	—	ND	ND	ND	ND	ND	ND	ND	ND	ND	ND	ND	ND
Rainbow Trout	Pass	ND	ND	ND	ND	ND	ND	ND	ND	ND	ND	ND	ND
Acute Lethality Test	Fail	ND	ND	ND	ND	ND	ND	ND	ND	ND	ND	ND	ND
Daphnia magna	Pass	ND	ND	ND	ND	ND	ND	ND	ND	ND	ND	ND	ND
Monitoring Test	Fail	ND	ND	ND	ND	ND	ND	ND	ND	ND	ND	ND	ND

Comments:

NOTES:
ND: No Deposit **RF:** Reduced Frequency **NCU:** No Cyanide Used **Pass:** ≤50% Mortality **Fail:** >50% Mortality **— :** No data reported
Highlighted data indicate that a monthly effluent quality standard was exceeded for that month.
A "Pass" for the *Daphnia magna* monitoring test is not a requirement.

METAL MINING EFFLUENT REGULATIONS (MMER)
2015 EFFLUENT COMPLIANCE

MINE/MILL NAME	Voisey's Bay Mine - Mill
OPERATOR NAME	Vale Newfoundland & Labrador Limited
PRODUCT(S)	Nickel, copper, cobalt
ADDRESS	10 Fort William Place, St. John's, Newfoundland and Labrador A1C 1K4
EFFLUENT DISCHARGE POINT	Sedimentation Pond B

PARAMETERS	LIMITS	JAN.	FEB.	MAR.	APRIL	MAY	JUNE	JULY	AUG.	SEP.	OCT.	NOV.	DEC.
As (mg/L)	0.5	ND	ND	ND	ND	ND	ND	ND	ND	ND	ND	ND	ND
Cu (mg/L)	0.3	ND	ND	ND	ND	ND	ND	ND	ND	ND	ND	ND	ND
CN (mg/L)	1.0	ND	ND	ND	ND	ND	ND	ND	ND	ND	ND	ND	ND
Pb (mg/L)	0.2	ND	ND	ND	ND	ND	ND	ND	ND	ND	ND	ND	ND
Ni (mg/L)	0.5	ND	ND	ND	ND	ND	ND	ND	ND	ND	ND	ND	ND
Zn (mg/L)	0.5	ND	ND	ND	ND	ND	ND	ND	ND	ND	ND	ND	ND
TSS (mg/L)	15	ND	ND	ND	ND	ND	ND	ND	ND	ND	ND	ND	ND
Ra-226 (Bq/L)	0.37	ND	ND	ND	ND	ND	ND	ND	ND	ND	ND	ND	ND
pH low	≥6.0	ND	ND	ND	ND	ND	ND	ND	ND	ND	ND	ND	ND
pH high	≤9.5	ND	ND	ND	ND	ND	ND	ND	ND	ND	ND	ND	ND
Flow (m^3/month)	—	ND	ND	ND	ND	ND	ND	ND	ND	ND	ND	ND	ND
Rainbow Trout	Pass	ND	ND	ND	ND	ND	ND	ND	ND	ND	ND	ND	ND
Acute Lethality Test	Fail	ND	ND	ND	ND	ND	ND	ND	ND	ND	ND	ND	ND
Daphnia magna	Pass	ND	ND	ND	ND	ND	ND	ND	ND	ND	ND	ND	ND
Monitoring Test	Fail	ND	ND	ND	ND	ND	ND	ND	ND	ND	ND	ND	ND

Comments:

NOTES:
ND: No Deposit **RF:** Reduced Frequency **NCU:** No Cyanide Used **Pass:** ≤50% Mortality **Fail:** >50% Mortality **— :** No data reported
Highlighted data indicate that a monthly effluent quality standard was exceeded for that month.
A "Pass" for the *Daphnia magna* monitoring test is not a requirement.

METAL MINING EFFLUENT REGULATIONS (MMER)
2015 EFFLUENT COMPLIANCE

MINE/MILL NAME	Voisey's Bay Mine - Mill
OPERATOR NAME	Vale Newfoundland & Labrador Limited
PRODUCT(S)	Nickel, copper, cobalt
ADDRESS	10 Fort William Place, St. John's, Newfoundland and Labrador A1C 1K4
EFFLUENT DISCHARGE POINT	South of Ovoid Final Discharge Point

PARAMETERS	LIMITS	JAN.	FEB.	MAR.	APRIL	MAY	JUNE	JULY	AUG.	SEP.	OCT.	NOV.	DEC.
As (mg/L)	0.5	ND	ND	ND	ND	ND	ND	ND	ND	ND	ND	ND	ND
Cu (mg/L)	0.3	ND	ND	ND	ND	ND	ND	ND	ND	ND	ND	ND	ND
CN (mg/L)	1.0	ND	ND	ND	ND	ND	ND	ND	ND	ND	ND	ND	ND
Pb (mg/L)	0.2	ND	ND	ND	ND	ND	ND	ND	ND	ND	ND	ND	ND
Ni (mg/L)	0.5	ND	ND	ND	ND	ND	ND	ND	ND	ND	ND	ND	ND
Zn (mg/L)	0.5	ND	ND	ND	ND	ND	ND	ND	ND	ND	ND	ND	ND
TSS (mg/L)	15	ND	ND	ND	ND	ND	ND	ND	ND	ND	ND	ND	ND
Ra-226 (Bq/L)	0.37	ND	ND	ND	ND	ND	ND	ND	ND	ND	ND	ND	ND
pH low	≥6.0	ND	ND	ND	ND	ND	ND	ND	ND	ND	ND	ND	ND
pH high	≤9.5	ND	ND	ND	ND	ND	ND	ND	ND	ND	ND	ND	ND
Flow (m^3/month)	—	ND	ND	ND	ND	ND	ND	ND	ND	ND	ND	ND	ND
Rainbow Trout	Pass	ND	ND	ND	ND	ND	ND	ND	ND	ND	ND	ND	ND
Acute Lethality Test	Fail	ND	ND	ND	ND	ND	ND	ND	ND	ND	ND	ND	ND
Daphnia magna	Pass	ND	ND	ND	ND	ND	ND	ND	ND	ND	ND	ND	ND
Monitoring Test	Fail	ND	ND	ND	ND	ND	ND	ND	ND	ND	ND	ND	ND

Comments:

NOTES:
ND: No Deposit **RF:** Reduced Frequency **NCU:** No Cyanide Used **Pass:** ≤50% Mortality **Fail:** >50% Mortality **— :** No data reported
Highlighted data indicate that a monthly effluent quality standard was exceeded for that month.
A "Pass" for the *Daphnia magna* monitoring test is not a requirement.

METAL MINING EFFLUENT REGULATIONS (MMER)
2015 EFFLUENT COMPLIANCE

MINE/MILL NAME	Voisey's Bay Mine - Mill
OPERATOR NAME	Vale Newfoundland & Labrador Limited
PRODUCT(S)	Nickel, copper, cobalt
ADDRESS	10 Fort William Place, St. John's, Newfoundland and Labrador A1C 1K4
EFFLUENT DISCHARGE POINT	South Sedimentation Pond

PARAMETERS	LIMITS	JAN.	FEB.	MAR.	APRIL	MAY	JUNE	JULY	AUG.	SEP.	OCT.	NOV.	DEC.
As (mg/L)	0.5	ND	ND	ND	ND	ND	ND	ND	ND	ND	ND	ND	ND
Cu (mg/L)	0.3	ND	ND	ND	ND	ND	ND	ND	ND	ND	ND	ND	ND
CN (mg/L)	1.0	ND	ND	ND	ND	ND	ND	ND	ND	ND	ND	ND	ND
Pb (mg/L)	0.2	ND	ND	ND	ND	ND	ND	ND	ND	ND	ND	ND	ND
Ni (mg/L)	0.5	ND	ND	ND	ND	ND	ND	ND	ND	ND	ND	ND	ND
Zn (mg/L)	0.5	ND	ND	ND	ND	ND	ND	ND	ND	ND	ND	ND	ND
TSS (mg/L)	15	ND	ND	ND	ND	ND	ND	ND	ND	ND	ND	ND	ND
Ra-226 (Bq/L)	0.37	ND	ND	ND	ND	ND	ND	ND	ND	ND	ND	ND	ND
pH low	≥6.0	ND	ND	ND	ND	ND	ND	ND	ND	ND	ND	ND	ND
pH high	≤9.5	ND	ND	ND	ND	ND	ND	ND	ND	ND	ND	ND	ND
Flow (m^3/month)	—	ND	ND	ND	ND	ND	ND	ND	ND	ND	ND	ND	ND
Rainbow Trout	Pass	ND	ND	ND	ND	ND	ND	ND	ND	ND	ND	ND	ND
Acute Lethality Test	Fail	ND	ND	ND	ND	ND	ND	ND	ND	ND	ND	ND	ND
Daphnia magna	Pass	ND	ND	ND	ND	ND	ND	ND	ND	ND	ND	ND	ND
Monitoring Test	Fail	ND	ND	ND	ND	ND	ND	ND	ND	ND	ND	ND	ND

Comments:

NOTES:
ND: No Deposit **RF:** Reduced Frequency **NCU:** No Cyanide Used **Pass:** ≤50% Mortality **Fail:** >50% Mortality **— :** No data reported
Highlighted data indicate that a monthly effluent quality standard was exceeded for that month.
A "Pass" for the *Daphnia magna* monitoring test is not a requirement.

METAL MINING EFFLUENT REGULATIONS (MMER)
2015 EFFLUENT COMPLIANCE

MINE/MILL NAME	Voisey's Bay Mine - Mill
OPERATOR NAME	Vale Newfoundland & Labrador Limited
PRODUCT(S)	Nickel, copper, cobalt
ADDRESS	10 Fort William Place, St. John's, Newfoundland and Labrador A1C 1K4
EFFLUENT DISCHARGE POINT	Treated Effluent Final Discharge Point

PARAMETERS	LIMITS	JAN.	FEB.	MAR.	APRIL	MAY	JUNE	JULY	AUG.	SEP.	OCT.	NOV.	DEC.
As (mg/L)	0.5	0,0005	0,0005	0,0005	0,0005	0,0005	ND	0,0005	0,0005	0,0005	0,0005	0,0005	0,0005
Cu (mg/L)	0.3	0,0021	0,0011	0,0010	0,0010	0,0010	ND	0,0013	0,0010	0,0018	0,0012	0,0010	0,0010
CN (mg/L)	1.0	NCU	NCU	NCU	NCU	NCU	ND	NCU	NCU	NCU	NCU	NCU	NCU
Pb (mg/L)	0.2	0,0003	0,0003	0,0003	0,0003	0,0003	ND	0,0003	0,0003	0,0003	0,0003	0,0003	0,0003
Ni (mg/L)	0.5	0,0266	0,0246	0,0264	0,0286	0,0223	ND	0,0378	0,0687	0,0260	0,0436	0,0661	0,0396
Zn (mg/L)	0.5	0,0025	0,0025	0,0025	0,0025	0,0025	ND	0,0050	0,0040	0,0025	0,0025	0,0025	0,0025
TSS (mg/L)	15	2,22	1,64	1,87	4,45	7,47	ND	3,70	2,28	4,69	6,08	3,93	3,88
Ra-226 (Bq/L)	0.37	RF	0,0050	RF	RF	0,0050	ND	RF	0,0050	RF	RF	0,0050	RF
pH low	≥6.0	8,8	8,6	8,8	8,8	8,8	ND	8,9	8,8	8,8	8,3	8,4	8,8
pH high	≤9.5	9,0	8,9	8,9	9,0	8,9	ND	9,3	9,0	9,1	8,8	9,2	9,0
Flow (m^3/month)	—	405 661	355 274	373 297	380 853	110 761	ND	278 797	369 216	308 762	399 364	379 570	408 901
Rainbow Trout	Pass	1	1	RF	-	1	ND	RF	1	RF	RF	1	RF
Acute Lethality Test	Fail	0	0	RF	-	0	ND	RF	0	RF	RF	0	RF
Daphnia magna	Pass	1	1	RF	-	1	ND	RF	0	RF	RF	1	RF
Monitoring Test	Fail	0	0	RF	-	0	ND	RF	1	RF	RF	0	RF

Comments: The company reported that acute lethality testing was under "normal frequency" for the month of April, indicating that testing was required for the month.

NOTES:
ND: No Deposit **RF:** Reduced Frequency **NCU:** No Cyanide Used **Pass:** ≤50% Mortality **Fail:** >50% Mortality **— :** No data reported
Highlighted data indicate that a monthly effluent quality standard was exceeded for that month.
A "Pass" for the *Daphnia magna* monitoring test is not a requirement.

METAL MINING EFFLUENT REGULATIONS (MMER)
2015 EFFLUENT COMPLIANCE

MINE/MILL NAME	Wabush Mines Joint Venture - Scully Mine
OPERATOR NAME	Wabush Mines Joint Venture
PRODUCT(S)	Iron ore
ADDRESS	Scully Mine, P.O. Box 3000, Wabush, Newfoundland and Labrador A0R 1B0
EFFLUENT DISCHARGE POINT	East Pit 1 Dewatering

PARAMETERS	LIMITS	JAN.	FEB.	MAR.	APRIL	MAY	JUNE	JULY	AUG.	SEP.	OCT.	NOV.	DEC.
As (mg/L)	0.5	ND	ND	ND	ND	ND	ND	ND	ND	ND	ND	ND	ND
Cu (mg/L)	0.3	ND	ND	ND	ND	ND	ND	ND	ND	ND	ND	ND	ND
CN (mg/L)	1.0	ND	ND	ND	ND	ND	ND	ND	ND	ND	ND	ND	ND
Pb (mg/L)	0.2	ND	ND	ND	ND	ND	ND	ND	ND	ND	ND	ND	ND
Ni (mg/L)	0.5	ND	ND	ND	ND	ND	ND	ND	ND	ND	ND	ND	ND
Zn (mg/L)	0.5	ND	ND	ND	ND	ND	ND	ND	ND	ND	ND	ND	ND
TSS (mg/L)	15	ND	ND	ND	ND	ND	ND	ND	ND	ND	ND	ND	ND
Ra-226 (Bq/L)	0.37	ND	ND	ND	ND	ND	ND	ND	ND	ND	ND	ND	ND
pH low	≥6.0	ND	ND	ND	ND	ND	ND	ND	ND	ND	ND	ND	ND
pH high	≤9.5	ND	ND	ND	ND	ND	ND	ND	ND	ND	ND	ND	ND
Flow (m^3/month)	—	ND	ND	ND	ND	ND	ND	ND	ND	ND	ND	ND	ND
Rainbow Trout	Pass	ND	ND	ND	ND	ND	ND	ND	ND	ND	ND	ND	ND
Acute Lethality Test	Fail	ND	ND	ND	ND	ND	ND	ND	ND	ND	ND	ND	ND
Daphnia magna	Pass	ND	ND	ND	ND	ND	ND	ND	ND	ND	ND	ND	ND
Monitoring Test	Fail	ND	ND	ND	ND	ND	ND	ND	ND	ND	ND	ND	ND

Comments:

NOTES:
ND: No Deposit **RF:** Reduced Frequency **NCU:** No Cyanide Used **Pass:** ≤50% Mortality **Fail:** >50% Mortality **— :** No data reported
Highlighted data indicate that a monthly effluent quality standard was exceeded for that month.
A "Pass" for the *Daphnia magna* monitoring test is not a requirement.

METAL MINING EFFLUENT REGULATIONS (MMER)
2015 EFFLUENT COMPLIANCE

MINE/MILL NAME	Wabush Mines Joint Venture - Scully Mine
OPERATOR NAME	Wabush Mines Joint Venture
PRODUCT(S)	Iron ore
ADDRESS	Scully Mine, P.O. Box 3000, Wabush, Newfoundland and Labrador A0R 1B0
EFFLUENT DISCHARGE POINT	East Pit 2 Dewatering

PARAMETERS	LIMITS	JAN.	FEB.	MAR.	APRIL	MAY	JUNE	JULY	AUG.	SEP.	OCT.	NOV.	DEC.
As (mg/L)	0.5	ND	ND	ND	ND	0,0005	0,0005	0,0005	0,0005	0,0005	0,0005	0,0005	0,0005
Cu (mg/L)	0.3	ND	ND	ND	ND	0,0010	0,0014	0,0010	0,0016	0,0010	0,0019	0,0016	0,0010
CN (mg/L)	1.0	ND	ND	ND	ND	NCU	NCU	NCU	NCU	NCU	NCU	NCU	NCU
Pb (mg/L)	0.2	ND	ND	ND	ND	0,0003	0,0003	0,0003	0,0003	0,0003	0,0003	0,0008	0,0004
Ni (mg/L)	0.5	ND	ND	ND	ND	0,0010	0,0010	0,0010	0,0010	0,0010	0,0010	0,0010	0,0010
Zn (mg/L)	0.5	ND	ND	ND	ND	0,0025	0,0046	0,0040	0,0048	0,0025	0,0034	0,0067	0,0046
TSS (mg/L)	15	ND	ND	ND	ND	8,35	10,56	7,38	5,25	3,78	0,98	0,73	0,50
Ra-226 (Bq/L)	0.37	ND	ND	ND	ND	0,0050	RF	0,0050	RF	RF	RF	RF	RF
pH low	≥6.0	ND	ND	ND	ND	6,7	6,8	6,8	5,9	5,2	6,7	6,8	7,0
pH high	≤9.5	ND	ND	ND	ND	7,2	8,0	7,4	7,4	7,5	7,5	7,8	7,9
Flow (m^3/month)	—	ND	ND	ND	ND	387 730	247 486	144 964	158 336	139 919	125 257	160 402	70 150
Rainbow Trout	Pass	ND	ND	ND	ND	1	-	1	-	-	1	-	-
Acute Lethality Test	Fail	ND	ND	ND	ND	0	-	0	-	-	0	-	-
Daphnia magna	Pass	ND	ND	ND	ND	1	-	1	-	-	1	-	-
Monitoring Test	Fail	ND	ND	ND	ND	0	-	0	-	-	0	-	-

Comments: No radium-226 test results were provided for the fourth quarter. The company reported that acute lethality testing was under "normal frequency" for the months of June, August, September, November and December, indicating that testing was required for these months.

NOTES:
ND: No Deposit **RF:** Reduced Frequency **NCU:** No Cyanide Used **Pass:** ≤50% Mortality **Fail:** >50% Mortality **— :** No data reported

Highlighted data indicate that a monthly effluent quality standard was exceeded for that month.

A "Pass" for the *Daphnia magna* monitoring test is not a requirement.

METAL MINING EFFLUENT REGULATIONS (MMER)
2015 EFFLUENT COMPLIANCE

MINE/MILL NAME	Wabush Mines Joint Venture - Scully Mine
OPERATOR NAME	Wabush Mines Joint Venture
PRODUCT(S)	Iron ore
ADDRESS	Scully Mine, P.O. Box 3000, Wabush, Newfoundland and Labrador A0R 1B0
EFFLUENT DISCHARGE POINT	East Pit Dewatering East

PARAMETERS	LIMITS	JAN.	FEB.	MAR.	APRIL	MAY	JUNE	JULY	AUG.	SEP.	OCT.	NOV.	DEC.
As (mg/L)	0.5	ND	ND	ND	ND	ND	ND	ND	ND	ND	ND	ND	ND
Cu (mg/L)	0.3	ND	ND	ND	ND	ND	ND	ND	ND	ND	ND	ND	ND
CN (mg/L)	1.0	ND	ND	ND	ND	ND	ND	ND	ND	ND	ND	ND	ND
Pb (mg/L)	0.2	ND	ND	ND	ND	ND	ND	ND	ND	ND	ND	ND	ND
Ni (mg/L)	0.5	ND	ND	ND	ND	ND	ND	ND	ND	ND	ND	ND	ND
Zn (mg/L)	0.5	ND	ND	ND	ND	ND	ND	ND	ND	ND	ND	ND	ND
TSS (mg/L)	15	ND	ND	ND	ND	ND	ND	ND	ND	ND	ND	ND	ND
Ra-226 (Bq/L)	0.37	ND	ND	ND	ND	ND	ND	ND	ND	ND	ND	ND	ND
pH low	≥6.0	ND	ND	ND	ND	ND	ND	ND	ND	ND	ND	ND	ND
pH high	≤9.5	ND	ND	ND	ND	ND	ND	ND	ND	ND	ND	ND	ND
Flow (m^3/month)	—	ND	ND	ND	ND	ND	ND	ND	ND	ND	ND	ND	ND
Rainbow Trout	Pass	ND	ND	ND	ND	ND	ND	ND	ND	ND	ND	ND	ND
Acute Lethality Test	Fail	ND	ND	ND	ND	ND	ND	ND	ND	ND	ND	ND	ND
Daphnia magna	Pass	ND	ND	ND	ND	ND	ND	ND	ND	ND	ND	ND	ND
Monitoring Test	Fail	ND	ND	ND	ND	ND	ND	ND	ND	ND	ND	ND	ND

Comments:

NOTES:
ND: No Deposit **RF:** Reduced Frequency **NCU:** No Cyanide Used **Pass:** ≤50% Mortality **Fail:** >50% Mortality **— :** No data reported
Highlighted data indicate that a monthly effluent quality standard was exceeded for that month.
A "Pass" for the *Daphnia magna* monitoring test is not a requirement.

METAL MINING EFFLUENT REGULATIONS (MMER)
2015 EFFLUENT COMPLIANCE

MINE/MILL NAME	Wabush Mines Joint Venture - Scully Mine
OPERATOR NAME	Wabush Mines Joint Venture
PRODUCT(S)	Iron ore
ADDRESS	Scully Mine, P.O. Box 3000, Wabush, Newfoundland and Labrador A0R 1B0
EFFLUENT DISCHARGE POINT	Flora Lake Discharge

PARAMETERS	LIMITS	JAN.	FEB.	MAR.	APRIL	MAY	JUNE	JULY	AUG.	SEP.	OCT.	NOV.	DEC.
As (mg/L)	0.5	0,0005	0,0005	0,0005	0,0005	0,0008	0,0009	0,0005	0,0005	0,0005	0,0005	0,0005	0,0005
Cu (mg/L)	0.3	0,0014	0,0010	0,0010	0,0010	0,0015	0,0012	0,0014	0,0010	0,0034	0,0016	0,0019	0,0015
CN (mg/L)	1.0	NCU	NCU	NCU	NCU	NCU	NCU	NCU	NCU	NCU	NCU	NCU	NCU
Pb (mg/L)	0.2	0,0003	0,0003	0,0003	0,0003	0,0006	0,0005	0,0003	0,0003	0,0003	0,0003	0,0004	0,0003
Ni (mg/L)	0.5	0,0010	0,0010	0,0010	0,0010	0,0010	0,0010	0,0010	0,0010	0,0010	0,0010	0,0010	0,0010
Zn (mg/L)	0.5	0,0047	0,0025	0,0025	0,0025	0,0039	0,0061	0,0053	0,0076	0,0060	0,0025	0,0052	0,0091
TSS (mg/L)	15	2,35	1,45	0,74	1,63	23,10	47,00	7,65	6,25	3,26	4,60	1,85	1,88
Ra-226 (Bq/L)	0.37	0,0050	RF	RF	0,0050	RF	RF	0,0050	RF	RF	RF	RF	RF
pH low	≥6.0	7,5	7,5	6,6	7,1	6,3	6,9	6,8	6,1	5,4	7,0	7,3	7,5
pH high	≤9.5	7,7	7,6	7,6	7,8	7,0	8,0	7,5	7,3	7,4	7,7	7,8	8,6
Flow (m^3/month)	—	420 048	637 238	346 491	1 549 446	13 433 690	7 074 705	5 268 474	5 908 342	5 104 233	3 421 375	2 285 427	2 257 986
Rainbow Trout	Pass	1	-	-	1	-	-	1	-	-	1	-	-
Acute Lethality Test	Fail	0	-	-	0	-	-	0	-	-	0	-	-
Daphnia magna	Pass	0	-	-	0	-	-	1	-	-	1	-	-
Monitoring Test	Fail	1	-	-	1	-	-	0	-	-	0	-	-

Comments: No radium-226 test results were provided for the fourth quarter. The company reported that acute lethality testing was under "normal frequency" for the months of February, March, May, June, August, September, November and December, indicating that testing was required for these months.

NOTES:
ND: No Deposit **RF:** Reduced Frequency **NCU:** No Cyanide Used **Pass:** ≤50% Mortality **Fail:** >50% Mortality **— :** No data reported

Highlighted data indicate that a monthly effluent quality standard was exceeded for that month.

A "Pass" for the *Daphnia magna* monitoring test is not a requirement.

METAL MINING EFFLUENT REGULATIONS (MMER)
2015 EFFLUENT COMPLIANCE

MINE/MILL NAME	Wabush Mines Joint Venture - Scully Mine
OPERATOR NAME	Wabush Mines Joint Venture
PRODUCT(S)	Iron ore
ADDRESS	Scully Mine, P.O. Box 3000, Wabush, Newfoundland and Labrador A0R 1B0
EFFLUENT DISCHARGE POINT	Knoll Lake Inflow

PARAMETERS	LIMITS	JAN.	FEB.	MAR.	APRIL	MAY	JUNE	JULY	AUG.	SEP.	OCT.	NOV.	DEC.
As (mg/L)	0.5	ND	ND	ND	ND	0,0005	ND	ND	ND	ND	ND	ND	ND
Cu (mg/L)	0.3	ND	ND	ND	ND	0,0018	ND	ND	ND	ND	ND	ND	ND
CN (mg/L)	1.0	ND	ND	ND	ND	NCU	ND	ND	ND	ND	ND	ND	ND
Pb (mg/L)	0.2	ND	ND	ND	ND	0,0003	ND	ND	ND	ND	ND	ND	ND
Ni (mg/L)	0.5	ND	ND	ND	ND	0,0016	ND	ND	ND	ND	ND	ND	ND
Zn (mg/L)	0.5	ND	ND	ND	ND	0,0124	ND	ND	ND	ND	ND	ND	ND
TSS (mg/L)	15	ND	ND	ND	ND	16,53	ND	ND	ND	ND	ND	ND	ND
Ra-226 (Bq/L)	0.37	ND	ND	ND	ND	RF	ND	ND	ND	ND	ND	ND	ND
pH low	≥6.0	ND	ND	ND	ND	6,0	ND	ND	ND	ND	ND	ND	ND
pH high	≤9.5	ND	ND	ND	ND	6,7	ND	ND	ND	ND	ND	ND	ND
Flow (m^3/month)	—	ND	ND	ND	ND	1 485	ND	ND	ND	ND	ND	ND	ND
Rainbow Trout	Pass	ND	ND	ND	ND	1	ND	ND	ND	ND	ND	ND	ND
Acute Lethality Test	Fail	ND	ND	ND	ND	0	ND	ND	ND	ND	ND	ND	ND
Daphnia magna	Pass	ND	ND	ND	ND	1	ND	ND	ND	ND	ND	ND	ND
Monitoring Test	Fail	ND	ND	ND	ND	0	ND	ND	ND	ND	ND	ND	ND

Comments: No radium-226 test results were provided for the second quarter.

NOTES:
ND: No Deposit **RF:** Reduced Frequency **NCU:** No Cyanide Used **Pass:** ≤50% Mortality **Fail:** >50% Mortality **— :** No data reported
Highlighted data indicate that a monthly effluent quality standard was exceeded for that month.
A "Pass" for the *Daphnia magna* monitoring test is not a requirement.

METAL MINING EFFLUENT REGULATIONS (MMER)
2015 EFFLUENT COMPLIANCE

MINE/MILL NAME	Wabush Mines Joint Venture - Scully Mine
OPERATOR NAME	Wabush Mines Joint Venture
PRODUCT(S)	Iron ore
ADDRESS	Scully Mine, P.O. Box 3000, Wabush, Newfoundland and Labrador A0R 1B0
EFFLUENT DISCHARGE POINT	Loadout Ditch Discharge

PARAMETERS	LIMITS	JAN.	FEB.	MAR.	APRIL	MAY	JUNE	JULY	AUG.	SEP.	OCT.	NOV.	DEC.
As (mg/L)	0.5	ND	ND	ND	ND	ND	ND	ND	ND	ND	ND	ND	ND
Cu (mg/L)	0.3	ND	ND	ND	ND	ND	ND	ND	ND	ND	ND	ND	ND
CN (mg/L)	1.0	ND	ND	ND	ND	ND	ND	ND	ND	ND	ND	ND	ND
Pb (mg/L)	0.2	ND	ND	ND	ND	ND	ND	ND	ND	ND	ND	ND	ND
Ni (mg/L)	0.5	ND	ND	ND	ND	ND	ND	ND	ND	ND	ND	ND	ND
Zn (mg/L)	0.5	ND	ND	ND	ND	ND	ND	ND	ND	ND	ND	ND	ND
TSS (mg/L)	15	ND	ND	ND	ND	ND	ND	ND	ND	ND	ND	ND	ND
Ra-226 (Bq/L)	0.37	ND	ND	ND	ND	ND	ND	ND	ND	ND	ND	ND	ND
pH low	≥6.0	ND	ND	ND	ND	ND	ND	ND	ND	ND	ND	ND	ND
pH high	≤9.5	ND	ND	ND	ND	ND	ND	ND	ND	ND	ND	ND	ND
Flow (m^3/month)	—	ND	ND	ND	ND	ND	ND	ND	ND	ND	ND	ND	ND
Rainbow Trout	Pass	ND	ND	ND	ND	ND	ND	ND	ND	ND	ND	ND	ND
Acute Lethality Test	Fail	ND	ND	ND	ND	ND	ND	ND	ND	ND	ND	ND	ND
Daphnia magna	Pass	ND	ND	ND	ND	ND	ND	ND	ND	ND	ND	ND	ND
Monitoring Test	Fail	ND	ND	ND	ND	ND	ND	ND	ND	ND	ND	ND	ND

Comments:

NOTES:
ND: No Deposit **RF:** Reduced Frequency **NCU:** No Cyanide Used **Pass:** ≤50% Mortality **Fail:** >50% Mortality **— :** No data reported
Highlighted data indicate that a monthly effluent quality standard was exceeded for that month.
A "Pass" for the *Daphnia magna* monitoring test is not a requirement.

METAL MINING EFFLUENT REGULATIONS (MMER)
2015 EFFLUENT COMPLIANCE

MINE/MILL NAME	Wabush Mines Joint Venture - Scully Mine
OPERATOR NAME	Wabush Mines Joint Venture
PRODUCT(S)	Iron ore
ADDRESS	Scully Mine, P.O. Box 3000, Wabush, Newfoundland and Labrador A0R 1B0
EFFLUENT DISCHARGE POINT	Shops East Discharge

PARAMETERS	LIMITS	JAN.	FEB.	MAR.	APRIL	MAY	JUNE	JULY	AUG.	SEP.	OCT.	NOV.	DEC.
As (mg/L)	0.5	ND	ND	ND	ND	ND	ND	ND	ND	ND	ND	ND	ND
Cu (mg/L)	0.3	ND	ND	ND	ND	ND	ND	ND	ND	ND	ND	ND	ND
CN (mg/L)	1.0	ND	ND	ND	ND	ND	ND	ND	ND	ND	ND	ND	ND
Pb (mg/L)	0.2	ND	ND	ND	ND	ND	ND	ND	ND	ND	ND	ND	ND
Ni (mg/L)	0.5	ND	ND	ND	ND	ND	ND	ND	ND	ND	ND	ND	ND
Zn (mg/L)	0.5	ND	ND	ND	ND	ND	ND	ND	ND	ND	ND	ND	ND
TSS (mg/L)	15	ND	ND	ND	ND	ND	ND	ND	ND	ND	ND	ND	ND
Ra-226 (Bq/L)	0.37	ND	ND	ND	ND	ND	ND	ND	ND	ND	ND	ND	ND
pH low	≥6.0	ND	ND	ND	ND	ND	ND	ND	ND	ND	ND	ND	ND
pH high	≤9.5	ND	ND	ND	ND	ND	ND	ND	ND	ND	ND	ND	ND
Flow (m^3/month)	—	ND	ND	ND	ND	ND	ND	ND	ND	ND	ND	ND	ND
Rainbow Trout	Pass	ND	ND	ND	ND	ND	ND	ND	ND	ND	ND	ND	ND
Acute Lethality Test	Fail	ND	ND	ND	ND	ND	ND	ND	ND	ND	ND	ND	ND
Daphnia magna	Pass	ND	ND	ND	ND	ND	ND	ND	ND	ND	ND	ND	ND
Monitoring Test	Fail	ND	ND	ND	ND	ND	ND	ND	ND	ND	ND	ND	ND

Comments:

NOTES:
ND: No Deposit **RF:** Reduced Frequency **NCU:** No Cyanide Used **Pass:** ≤50% Mortality **Fail:** >50% Mortality **— :** No data reported
Highlighted data indicate that a monthly effluent quality standard was exceeded for that month.
A "Pass" for the *Daphnia magna* monitoring test is not a requirement.

METAL MINING EFFLUENT REGULATIONS (MMER)
2015 EFFLUENT COMPLIANCE

MINE/MILL NAME	Wabush Mines Joint Venture - Scully Mine
OPERATOR NAME	Wabush Mines Joint Venture
PRODUCT(S)	Iron ore
ADDRESS	Scully Mine, P.O. Box 3000, Wabush, Newfoundland and Labrador A0R 1B0
EFFLUENT DISCHARGE POINT	Shops South Discharge

PARAMETERS	LIMITS	JAN.	FEB.	MAR.	APRIL	MAY	JUNE	JULY	AUG.	SEP.	OCT.	NOV.	DEC.
As (mg/L)	0.5	ND	ND	ND	ND	ND	ND	ND	ND	ND	ND	ND	ND
Cu (mg/L)	0.3	ND	ND	ND	ND	ND	ND	ND	ND	ND	ND	ND	ND
CN (mg/L)	1.0	ND	ND	ND	ND	ND	ND	ND	ND	ND	ND	ND	ND
Pb (mg/L)	0.2	ND	ND	ND	ND	ND	ND	ND	ND	ND	ND	ND	ND
Ni (mg/L)	0.5	ND	ND	ND	ND	ND	ND	ND	ND	ND	ND	ND	ND
Zn (mg/L)	0.5	ND	ND	ND	ND	ND	ND	ND	ND	ND	ND	ND	ND
TSS (mg/L)	15	ND	ND	ND	ND	ND	ND	ND	ND	ND	ND	ND	ND
Ra-226 (Bq/L)	0.37	ND	ND	ND	ND	ND	ND	ND	ND	ND	ND	ND	ND
pH low	≥6.0	ND	ND	ND	ND	ND	ND	ND	ND	ND	ND	ND	ND
pH high	≤9.5	ND	ND	ND	ND	ND	ND	ND	ND	ND	ND	ND	ND
Flow (m^3/month)	—	ND	ND	ND	ND	ND	ND	ND	ND	ND	ND	ND	ND
Rainbow Trout	Pass	ND	ND	ND	ND	ND	ND	ND	ND	ND	ND	ND	ND
Acute Lethality Test	Fail	ND	ND	ND	ND	ND	ND	ND	ND	ND	ND	ND	ND
Daphnia magna	Pass	ND	ND	ND	ND	ND	ND	ND	ND	ND	ND	ND	ND
Monitoring Test	Fail	ND	ND	ND	ND	ND	ND	ND	ND	ND	ND	ND	ND

Comments:

NOTES:
ND: No Deposit **RF:** Reduced Frequency **NCU:** No Cyanide Used **Pass:** ≤50% Mortality **Fail:** >50% Mortality **— :** No data reported
Highlighted data indicate that a monthly effluent quality standard was exceeded for that month.
A "Pass" for the *Daphnia magna* monitoring test is not a requirement.

METAL MINING EFFLUENT REGULATIONS (MMER)
2015 EFFLUENT COMPLIANCE

MINE/MILL NAME	Wabush Mines Joint Venture - Scully Mine
OPERATOR NAME	Wabush Mines Joint Venture
PRODUCT(S)	Iron ore
ADDRESS	Scully Mine, P.O. Box 3000, Wabush, Newfoundland and Labrador A0R 1B0
EFFLUENT DISCHARGE POINT	Tailings Discharge

PARAMETERS	LIMITS	JAN.	FEB.	MAR.	APRIL	MAY	JUNE	JULY	AUG.	SEP.	OCT.	NOV.	DEC.
As (mg/L)	0.5	ND	ND	ND	ND	ND	ND	ND	ND	ND	ND	ND	ND
Cu (mg/L)	0.3	ND	ND	ND	ND	ND	ND	ND	ND	ND	ND	ND	ND
CN (mg/L)	1.0	ND	ND	ND	ND	ND	ND	ND	ND	ND	ND	ND	ND
Pb (mg/L)	0.2	ND	ND	ND	ND	ND	ND	ND	ND	ND	ND	ND	ND
Ni (mg/L)	0.5	ND	ND	ND	ND	ND	ND	ND	ND	ND	ND	ND	ND
Zn (mg/L)	0.5	ND	ND	ND	ND	ND	ND	ND	ND	ND	ND	ND	ND
TSS (mg/L)	15	ND	ND	ND	ND	ND	ND	ND	ND	ND	ND	ND	ND
Ra-226 (Bq/L)	0.37	ND	ND	ND	ND	ND	ND	ND	ND	ND	ND	ND	ND
pH low	≥6.0	ND	ND	ND	ND	ND	ND	ND	ND	ND	ND	ND	ND
pH high	≤9.5	ND	ND	ND	ND	ND	ND	ND	ND	ND	ND	ND	ND
Flow (m^3/month)	—	ND	ND	ND	ND	ND	ND	ND	ND	ND	ND	ND	ND
Rainbow Trout	Pass	ND	ND	ND	ND	ND	ND	ND	ND	ND	ND	ND	ND
Acute Lethality Test	Fail	ND	ND	ND	ND	ND	ND	ND	ND	ND	ND	ND	ND
Daphnia magna	Pass	ND	ND	ND	ND	ND	ND	ND	ND	ND	ND	ND	ND
Monitoring Test	Fail	ND	ND	ND	ND	ND	ND	ND	ND	ND	ND	ND	ND

Comments:

NOTES:
ND: No Deposit **RF:** Reduced Frequency **NCU:** No Cyanide Used **Pass:** ≤50% Mortality **Fail:** >50% Mortality **— :** No data reported
Highlighted data indicate that a monthly effluent quality standard was exceeded for that month.
A "Pass" for the *Daphnia magna* monitoring test is not a requirement.

METAL MINING EFFLUENT REGULATIONS (MMER)
2015 EFFLUENT COMPLIANCE

MINE/MILL NAME	Wabush Mines Joint Venture - Scully Mine
OPERATOR NAME	Wabush Mines Joint Venture
PRODUCT(S)	Iron ore
ADDRESS	Scully Mine, P.O. Box 3000, Wabush, Newfoundland and Labrador A0R 1B0
EFFLUENT DISCHARGE POINT	Tailings Line Emergency Dump Basin 1

PARAMETERS	LIMITS	JAN.	FEB.	MAR.	APRIL	MAY	JUNE	JULY	AUG.	SEP.	OCT.	NOV.	DEC.
As (mg/L)	0.5	ND	ND	ND	ND	0,0005	0,0005	0,0005	ND	ND	ND	ND	ND
Cu (mg/L)	0.3	ND	ND	ND	ND	0,0010	0,0010	0,0010	ND	ND	ND	ND	ND
CN (mg/L)	1.0	ND	ND	ND	ND	NCU	NCU	NCU	ND	ND	ND	ND	ND
Pb (mg/L)	0.2	ND	ND	ND	ND	0,0003	0,0003	0,0003	ND	ND	ND	ND	ND
Ni (mg/L)	0.5	ND	ND	ND	ND	0,0010	0,0010	0,0010	ND	ND	ND	ND	ND
Zn (mg/L)	0.5	ND	ND	ND	ND	0,0122	0,0104	0,0057	ND	ND	ND	ND	ND
TSS (mg/L)	15	ND	ND	ND	ND	8,85	4,20	3,40	ND	ND	ND	ND	ND
Ra-226 (Bq/L)	0.37	ND	ND	ND	ND	0,0050	RF	0,0050	ND	ND	ND	ND	ND
pH low	≥6.0	ND	ND	ND	ND	6,4	7,7	7,3	ND	ND	ND	ND	ND
pH high	≤9.5	ND	ND	ND	ND	6,9	7,7	7,3	ND	ND	ND	ND	ND
Flow (m^3/month)	—	ND	ND	ND	ND	3 683	3 970	4 428	ND	ND	ND	ND	ND
Rainbow Trout	Pass	ND	ND	ND	ND	1	-	1	ND	ND	ND	ND	ND
Acute Lethality Test	Fail	ND	ND	ND	ND	0	-	0	ND	ND	ND	ND	ND
Daphnia magna	Pass	ND	ND	ND	ND	1	-	1	ND	ND	ND	ND	ND
Monitoring Test	Fail	ND	ND	ND	ND	0	-	0	ND	ND	ND	ND	ND

Comments: The company reported that acute lethality testing was under "normal frequency" for the month of June, indicating that testing was required for the month.

NOTES:
ND: No Deposit **RF:** Reduced Frequency **NCU:** No Cyanide Used **Pass:** ≤50% Mortality **Fail:** >50% Mortality **— :** No data reported
Highlighted data indicate that a monthly effluent quality standard was exceeded for that month.
A "Pass" for the *Daphnia magna* monitoring test is not a requirement.

METAL MINING EFFLUENT REGULATIONS (MMER)
2015 EFFLUENT COMPLIANCE

MINE/MILL NAME	Wabush Mines Joint Venture - Scully Mine
OPERATOR NAME	Wabush Mines Joint Venture
PRODUCT(S)	Iron ore
ADDRESS	Scully Mine, P.O. Box 3000, Wabush, Newfoundland and Labrador A0R 1B0
EFFLUENT DISCHARGE POINT	West Pit Extension Settling Basin

PARAMETERS	LIMITS	JAN.	FEB.	MAR.	APRIL	MAY	JUNE	JULY	AUG.	SEP.	OCT.	NOV.	DEC.
As (mg/L)	0.5	ND	ND	ND	ND	ND	ND	ND	ND	ND	ND	ND	ND
Cu (mg/L)	0.3	ND	ND	ND	ND	ND	ND	ND	ND	ND	ND	ND	ND
CN (mg/L)	1.0	ND	ND	ND	ND	ND	ND	ND	ND	ND	ND	ND	ND
Pb (mg/L)	0.2	ND	ND	ND	ND	ND	ND	ND	ND	ND	ND	ND	ND
Ni (mg/L)	0.5	ND	ND	ND	ND	ND	ND	ND	ND	ND	ND	ND	ND
Zn (mg/L)	0.5	ND	ND	ND	ND	ND	ND	ND	ND	ND	ND	ND	ND
TSS (mg/L)	15	ND	ND	ND	ND	ND	ND	ND	ND	ND	ND	ND	ND
Ra-226 (Bq/L)	0.37	ND	ND	ND	ND	ND	ND	ND	ND	ND	ND	ND	ND
pH low	≥6.0	ND	ND	ND	ND	ND	ND	ND	ND	ND	ND	ND	ND
pH high	≤9.5	ND	ND	ND	ND	ND	ND	ND	ND	ND	ND	ND	ND
Flow (m^3/month)	—	ND	ND	ND	ND	ND	ND	ND	ND	ND	ND	ND	ND
Rainbow Trout	Pass	ND	ND	ND	ND	ND	ND	ND	ND	ND	ND	ND	ND
Acute Lethality Test	Fail	ND	ND	ND	ND	ND	ND	ND	ND	ND	ND	ND	ND
Daphnia magna	Pass	ND	ND	ND	ND	ND	ND	ND	ND	ND	ND	ND	ND
Monitoring Test	Fail	ND	ND	ND	ND	ND	ND	ND	ND	ND	ND	ND	ND

Comments:

NOTES:
ND: No Deposit **RF:** Reduced Frequency **NCU:** No Cyanide Used **Pass:** ≤50% Mortality **Fail:** >50% Mortality **— :** No data reported
Highlighted data indicate that a monthly effluent quality standard was exceeded for that month.
A "Pass" for the *Daphnia magna* monitoring test is not a requirement.

METAL MINING EFFLUENT REGULATIONS (MMER)
2015 EFFLUENT COMPLIANCE

MINE/MILL NAME	WillaMax Project
OPERATOR NAME	FortyTwo Metals Inc. / Discovery Ventures Incorporated
PRODUCT(S)	Molybdenum
ADDRESS	42 Westside Road, Trout Lake, British Columbia V0G 1R0
EFFLUENT DISCHARGE POINT	MM.SiteD - Mine Portal Settling Pond

PARAMETERS	LIMITS	JAN.	FEB.	MAR.	APRIL	MAY	JUNE	JULY	AUG.	SEP.	OCT.	NOV.	DEC.
As (mg/L)	0.5	ND	ND	ND	ND	ND	ND	ND	ND	ND	ND	ND	ND
Cu (mg/L)	0.3	ND	ND	ND	ND	ND	ND	ND	ND	ND	ND	ND	ND
CN (mg/L)	1.0	ND	ND	ND	ND	ND	ND	ND	ND	ND	ND	ND	ND
Pb (mg/L)	0.2	ND	ND	ND	ND	ND	ND	ND	ND	ND	ND	ND	ND
Ni (mg/L)	0.5	ND	ND	ND	ND	ND	ND	ND	ND	ND	ND	ND	ND
Zn (mg/L)	0.5	ND	ND	ND	ND	ND	ND	ND	ND	ND	ND	ND	ND
TSS (mg/L)	15	ND	ND	ND	ND	ND	ND	ND	ND	ND	ND	ND	ND
Ra-226 (Bq/L)	0.37	ND	ND	ND	ND	ND	ND	ND	ND	ND	ND	ND	ND
pH low	≥6.0	ND	ND	ND	ND	ND	ND	ND	ND	ND	ND	ND	ND
pH high	≤9.5	ND	ND	ND	ND	ND	ND	ND	ND	ND	ND	ND	ND
Flow (m^3/month)	—	ND	ND	ND	ND	ND	ND	ND	ND	ND	ND	ND	ND
Rainbow Trout	Pass	ND	ND	ND	ND	ND	ND	ND	ND	ND	ND	ND	ND
Acute Lethality Test	Fail	ND	ND	ND	ND	ND	ND	ND	ND	ND	ND	ND	ND
Daphnia magna	Pass	ND	ND	ND	ND	ND	ND	ND	ND	ND	ND	ND	ND
Monitoring Test	Fail	ND	ND	ND	ND	ND	ND	ND	ND	ND	ND	ND	ND

Comments:

NOTES:
ND: No Deposit **RF:** Reduced Frequency **NCU:** No Cyanide Used **Pass:** ≤50% Mortality **Fail:** >50% Mortality **— :** No data reported
Highlighted data indicate that a monthly effluent quality standard was exceeded for that month.
A "Pass" for the *Daphnia magna* monitoring test is not a requirement.

METAL MINING EFFLUENT REGULATIONS (MMER)
2015 EFFLUENT COMPLIANCE

MINE/MILL NAME	WillaMax Project
OPERATOR NAME	FortyTwo Metals Inc. / Discovery Ventures Incorporated
PRODUCT(S)	Molybdenum
ADDRESS	42 Westside Road, Trout Lake, British Columbia V0G 1R0
EFFLUENT DISCHARGE POINT	MM.Sitel - Settling Ponds Decant

PARAMETERS	LIMITS	JAN.	FEB.	MAR.	APRIL	MAY	JUNE	JULY	AUG.	SEP.	OCT.	NOV.	DEC.
As (mg/L)	0.5	RF	RF	0,0006	RF	0,0005	0,0006	0,0007	0,0003	RF	RF	RF	RF
Cu (mg/L)	0.3	RF	RF	0,0008	RF	0,0002	0,0001	0,0001	0,0019	RF	RF	RF	RF
CN (mg/L)	1.0	NCU	NCU	NCU	NCU	NCU	NCU	NCU	NCU	NCU	NCU	NCU	NCU
Pb (mg/L)	0.2	RF	RF	0,0004	RF	0,0002	0,0001	0,0001	0,0002	RF	RF	RF	RF
Ni (mg/L)	0.5	RF	RF	0,0010	RF	0,0009	0,0008	0,0006	0,0005	RF	RF	RF	RF
Zn (mg/L)	0.5	RF	RF	0,0020	RF	0,0020	0,0020	0,0020	0,0005	RF	RF	RF	RF
TSS (mg/L)	15	-	-	1,00	1,00	1,00	1,00	1,00	1,00	-	-	-	-
Ra-226 (Bq/L)	0.37	RF	RF	0,0060	RF	0,0060	RF	0,0025	RF	RF	RF	RF	RF
pH low	≥6.0	-	-	8,0	8,1	8,2	7,6	8,3	8,2	-	-	-	-
pH high	≤9.5	-	-	8,0	8,1	8,2	7,6	8,3	8,2	-	-	-	-
Flow (m^3/month)	—	81 936	80 993	106 766	149 826	163 131	124 574	102 061	83 781	80 199	75 677	84 830	78 938
Rainbow Trout	Pass	RF	RF	2	RF	1	1	RF	RF	RF	RF	RF	RF
Acute Lethality Test	Fail	RF	RF	0	RF	0	0	RF	RF	RF	RF	RF	RF
Daphnia magna	Pass	RF	RF	2	RF	1	RF	RF	RF	RF	RF	RF	RF
Monitoring Test	Fail	RF	RF	0	RF	0	RF	RF	RF	RF	RF	RF	RF

Comments: No test results were provided for the months of January, February, September, October, November and December. *Daphnia magna* monitoring tests were not done on all the aliquots of each effluent sample collected for the acute lethality tests for the month of June. No acute lethality test results were provided for the 3rd quarter and the 4th quarter.

NOTES:
ND: No Deposit **RF:** Reduced Frequency **NCU:** No Cyanide Used **Pass:** ≤50% Mortality **Fail:** >50% Mortality **— :** No data reported
Highlighted data indicate that a monthly effluent quality standard was exceeded for that month.
A "Pass" for the *Daphnia magna* monitoring test is not a requirement.

METAL MINING EFFLUENT REGULATIONS (MMER)
2015 EFFLUENT COMPLIANCE

MINE/MILL NAME	WillaMax Project
OPERATOR NAME	FortyTwo Metals Inc. / Discovery Ventures Incorporated
PRODUCT(S)	Molybdenum
ADDRESS	42 Westside Road, Trout Lake, British Columbia V0G 1R0
EFFLUENT DISCHARGE POINT	MM.TP - Tailings Pond Discharge

PARAMETERS	LIMITS	JAN.	FEB.	MAR.	APRIL	MAY	JUNE	JULY	AUG.	SEP.	OCT.	NOV.	DEC.
As (mg/L)	0.5	ND	ND	ND	0,0003	0,0003	0,0003	ND	ND	ND	ND	ND	ND
Cu (mg/L)	0.3	ND	ND	ND	0,0014	0,0013	0,0010	ND	ND	ND	ND	ND	ND
CN (mg/L)	1.0	ND	ND	ND	NCU	NCU	NCU	ND	ND	ND	ND	ND	ND
Pb (mg/L)	0.2	ND	ND	ND	0,0001	0,0001	0,0001	ND	ND	ND	ND	ND	ND
Ni (mg/L)	0.5	ND	ND	ND	0,0005	0,0008	0,0004	ND	ND	ND	ND	ND	ND
Zn (mg/L)	0.5	ND	ND	ND	0,0020	0,0050	0,0020	ND	ND	ND	ND	ND	ND
TSS (mg/L)	15	ND	ND	ND	1,00	1,00	1,00	ND	ND	ND	ND	ND	ND
Ra-226 (Bq/L)	0.37	ND	ND	ND	-	-	RF	ND	ND	ND	ND	ND	ND
pH low	≥6.0	ND	ND	ND	8,0	8,0	7,3	ND	ND	ND	ND	ND	ND
pH high	≤9.5	ND	ND	ND	8,0	8,0	7,3	ND	ND	ND	ND	ND	ND
Flow (m^3/month)	—	ND	ND	ND	11 181	61 492	46 282	ND	ND	ND	ND	ND	ND
Rainbow Trout	Pass	ND	ND	ND	-	1	1	ND	ND	ND	ND	ND	ND
Acute Lethality Test	Fail	ND	ND	ND	-	0	0	ND	ND	ND	ND	ND	ND
Daphnia magna	Pass	ND	ND	ND	-	1	RF	ND	ND	ND	ND	ND	ND
Monitoring Test	Fail	ND	ND	ND	-	0	RF	ND	ND	ND	ND	ND	ND

Comments: No radium-226 test results were provided for the second quarter. The company reported that acute lethality testing was under "normal frequency" for the month of April, indicating that testing was required for the month. *Daphnia magna* monitoring tests were not done on all the aliquots of each effluent sample collected for the acute lethality tests for the month of June.

NOTES:
ND: No Deposit **RF:** Reduced Frequency **NCU:** No Cyanide Used **Pass:** ≤50% Mortality **Fail:** >50% Mortality **— :** No data reported

Highlighted data indicate that a monthly effluent quality standard was exceeded for that month.

A "Pass" for the *Daphnia magna* monitoring test is not a requirement.

METAL MINING EFFLUENT REGULATIONS (MMER)
2015 EFFLUENT COMPLIANCE

MINE/MILL NAME	Williams Mine
OPERATOR NAME	Barrick Gold Corporation - Williams Operating Corporation
PRODUCT(S)	Gold
ADDRESS	P.O. Bag 500, Marathon, Ontario P0T 2E0
EFFLUENT DISCHARGE POINT	Polishing Pond Discharge CP 0400

PARAMETERS	LIMITS	JAN.	FEB.	MAR.	APRIL	MAY	JUNE	JULY	AUG.	SEP.	OCT.	NOV.	DEC.
As (mg/L)	0.5	ND	ND	ND	ND	ND	ND	ND	ND	ND	ND	ND	ND
Cu (mg/L)	0.3	ND	ND	ND	ND	ND	ND	ND	ND	ND	ND	ND	ND
CN (mg/L)	1.0	ND	ND	ND	ND	ND	ND	ND	ND	ND	ND	ND	ND
Pb (mg/L)	0.2	ND	ND	ND	ND	ND	ND	ND	ND	ND	ND	ND	ND
Ni (mg/L)	0.5	ND	ND	ND	ND	ND	ND	ND	ND	ND	ND	ND	ND
Zn (mg/L)	0.5	ND	ND	ND	ND	ND	ND	ND	ND	ND	ND	ND	ND
TSS (mg/L)	15	ND	ND	ND	ND	ND	ND	ND	ND	ND	ND	ND	ND
Ra-226 (Bq/L)	0.37	ND	ND	ND	ND	ND	ND	ND	ND	ND	ND	ND	ND
pH low	≥6.0	ND	ND	ND	ND	ND	ND	ND	ND	ND	ND	ND	ND
pH high	≤9.5	ND	ND	ND	ND	ND	ND	ND	ND	ND	ND	ND	ND
Flow (m^3/month)	—	ND	ND	ND	ND	ND	ND	ND	ND	ND	ND	ND	ND
Rainbow Trout	Pass	ND	ND	ND	ND	ND	ND	ND	ND	ND	ND	ND	ND
Acute Lethality Test	Fail	ND	ND	ND	ND	ND	ND	ND	ND	ND	ND	ND	ND
Daphnia magna	Pass	ND	ND	ND	ND	ND	ND	ND	ND	ND	ND	ND	ND
Monitoring Test	Fail	ND	ND	ND	ND	ND	ND	ND	ND	ND	ND	ND	ND

Comments:

NOTES:
ND: No Deposit **RF:** Reduced Frequency **NCU:** No Cyanide Used **Pass:** ≤50% Mortality **Fail:** >50% Mortality **— :** No data reported
Highlighted data indicate that a monthly effluent quality standard was exceeded for that month.
A "Pass" for the *Daphnia magna* monitoring test is not a requirement.

METAL MINING EFFLUENT REGULATIONS (MMER)
2015 EFFLUENT COMPLIANCE

MINE/MILL NAME	Williams Mine
OPERATOR NAME	Barrick Gold Corporation - Williams Operating Corporation
PRODUCT(S)	Gold
ADDRESS	P.O. Bag 500, Marathon, Ontario P0T 2E0
EFFLUENT DISCHARGE POINT	Stormwater Pond CP 0300

PARAMETERS	LIMITS	JAN.	FEB.	MAR.	APRIL	MAY	JUNE	JULY	AUG.	SEP.	OCT.	NOV.	DEC.
As (mg/L)	0.5	ND	ND	ND	0,0005	0,0005	ND	ND	ND	ND	ND	0,0006	ND
Cu (mg/L)	0.3	ND	ND	ND	0,0015	0,0005	ND	ND	ND	ND	ND	0,0005	ND
CN (mg/L)	1.0	ND	ND	ND	0,0010	0,0013	ND	ND	ND	ND	ND	0,0010	ND
Pb (mg/L)	0.2	ND	ND	ND	0,0005	0,0005	ND	ND	ND	ND	ND	0,0005	ND
Ni (mg/L)	0.5	ND	ND	ND	0,0013	0,0010	ND	ND	ND	ND	ND	0,0010	ND
Zn (mg/L)	0.5	ND	ND	ND	0,0055	0,0023	ND	ND	ND	ND	ND	0,0019	ND
TSS (mg/L)	15	ND	ND	ND	4,67	1,00	ND	ND	ND	ND	ND	2,25	ND
Ra-226 (Bq/L)	0.37	ND	ND	ND	0,0050	0,0080	ND	ND	ND	ND	ND	0,0103	ND
pH low	≥6.0	ND	ND	ND	7,1	7,7	ND	ND	ND	ND	ND	7,7	ND
pH high	≤9.5	ND	ND	ND	7,4	8,0	ND	ND	ND	ND	ND	7,9	ND
Flow (m^3/month)	—	ND	ND	ND	74 508	15 431	ND	ND	ND	ND	ND	36 727	ND
Rainbow Trout	Pass	ND	ND	ND	1	1	ND	ND	ND	ND	ND	1	ND
Acute Lethality Test	Fail	ND	ND	ND	0	0	ND	ND	ND	ND	ND	0	ND
Daphnia magna	Pass	ND	ND	ND	1	1	ND	ND	ND	ND	ND	1	ND
Monitoring Test	Fail	ND	ND	ND	0	0	ND	ND	ND	ND	ND	0	ND

Comments:

NOTES:
ND: No Deposit **RF:** Reduced Frequency **NCU:** No Cyanide Used **Pass:** ≤50% Mortality **Fail:** >50% Mortality **— :** No data reported
Highlighted data indicate that a monthly effluent quality standard was exceeded for that month.
A "Pass" for the *Daphnia magna* monitoring test is not a requirement.

METAL MINING EFFLUENT REGULATIONS (MMER)
2015 EFFLUENT COMPLIANCE

MINE/MILL NAME	Williams Mine
OPERATOR NAME	Barrick Gold Corporation - Williams Operating Corporation
PRODUCT(S)	Gold
ADDRESS	P.O. Bag 500, Marathon, Ontario P0T 2E0
EFFLUENT DISCHARGE POINT	Stormwater Pond CP 102

PARAMETERS	LIMITS	JAN.	FEB.	MAR.	APRIL	MAY	JUNE	JULY	AUG.	SEP.	OCT.	NOV.	DEC.
As (mg/L)	0.5	0,0079	ND	ND	0,0049	0,0069	0,0064	0,0067	0,0065	0,0072	0,0078	0,0087	0,0050
Cu (mg/L)	0.3	0,0012	ND	ND	0,0017	0,0017	0,0042	0,0034	0,0020	0,0028	0,0022	0,0022	0,0050
CN (mg/L)	1.0	0,0130	ND	ND	0,0035	0,0028	0,0013	0,0026	0,0048	0,0088	0,0100	0,0168	0,0130
Pb (mg/L)	0.2	0,0005	ND	ND	0,0005	0,0005	0,0039	0,0032	0,0016	0,0023	0,0016	0,0016	0,0050
Ni (mg/L)	0.5	0,0065	ND	ND	0,0056	0,0030	0,0085	0,0072	0,0048	0,0062	0,0062	0,0060	0,0100
Zn (mg/L)	0.5	0,0225	ND	ND	0,0120	0,0054	0,0238	0,0197	0,0109	0,0147	0,0128	0,0124	0,0300
TSS (mg/L)	15	4,00	ND	ND	2,75	2,13	1,75	1,40	5,88	3,20	8,00	4,75	1,00
Ra-226 (Bq/L)	0.37	0,0140	ND	ND	0,0083	0,0065	0,0130	0,0174	0,0155	0,0085	0,0090	0,0088	0,0130
pH low	≥6.0	7,3	ND	ND	7,4	7,8	7,8	7,7	7,6	7,6	7,7	7,8	7,6
pH high	≤9.5	7,3	ND	ND	7,7	8,0	7,9	8,0	7,8	7,8	8,0	7,9	7,6
Flow (m^3/month)	—	9 717	ND	ND	64 664	101 725	62 896	58 334	39 758	56 474	52 380	39 911	6 215
Rainbow Trout	Pass	1	ND	ND	1	1	1	1	1	1	1	1	1
Acute Lethality Test	Fail	0	ND	ND	0	0	0	0	0	0	0	0	0
Daphnia magna	Pass	1	ND	ND	1	1	1	1	1	1	1	1	1
Monitoring Test	Fail	0	ND	ND	0	0	0	0	0	0	0	0	0

Comments:

NOTES:
ND: No Deposit **RF:** Reduced Frequency **NCU:** No Cyanide Used **Pass:** ≤50% Mortality **Fail:** >50% Mortality **— :** No data reported
Highlighted data indicate that a monthly effluent quality standard was exceeded for that month.
A "Pass" for the *Daphnia magna* monitoring test is not a requirement.

METAL MINING EFFLUENT REGULATIONS (MMER)
2015 EFFLUENT COMPLIANCE

MINE/MILL NAME	Williams Mine
OPERATOR NAME	Barrick Gold Corporation - Williams Operating Corporation
PRODUCT(S)	Gold
ADDRESS	P.O. Bag 500, Marathon, Ontario P0T 2E0
EFFLUENT DISCHARGE POINT	Stormwater Pond CP 400A

PARAMETERS	LIMITS	JAN.	FEB.	MAR.	APRIL	MAY	JUNE	JULY	AUG.	SEP.	OCT.	NOV.	DEC.
As (mg/L)	0.5	0,0023	ND	0,0022	0,0015	ND	ND	ND	ND	ND	ND	0,0176	0,0132
Cu (mg/L)	0.3	0,0032	ND	0,0026	0,0027	ND	ND	ND	ND	ND	ND	0,0032	0,0045
CN (mg/L)	1.0	0,0060	ND	0,0055	0,0080	ND	ND	ND	ND	ND	ND	0,0593	0,0442
Pb (mg/L)	0.2	0,0005	ND	0,0005	0,0005	ND	ND	ND	ND	ND	ND	0,0016	0,0032
Ni (mg/L)	0.5	0,0110	ND	0,0077	0,0064	ND	ND	ND	ND	ND	ND	0,0091	0,0091
Zn (mg/L)	0.5	0,0390	ND	0,0250	0,0195	ND	ND	ND	ND	ND	ND	0,0189	0,0248
TSS (mg/L)	15	8,00	ND	4,00	3,00	ND	ND	ND	ND	ND	ND	9,50	7,30
Ra-226 (Bq/L)	0.37	0,0050	ND	0,0050	0,0050	ND	ND	ND	ND	ND	ND	0,0145	0,0170
pH low	≥6.0	7,6	ND	7,6	7,7	ND	ND	ND	ND	ND	ND	7,7	7,5
pH high	≤9.5	7,6	ND	7,8	7,7	ND	ND	ND	ND	ND	ND	7,9	7,8
Flow (m^3/month)	—	14 188	ND	6 804	2 565	ND	ND	ND	ND	ND	ND	44 144	30 242
Rainbow Trout	Pass	1	ND	1	1	ND	ND	ND	ND	ND	ND	1	1
Acute Lethality Test	Fail	0	ND	0	0	ND	ND	ND	ND	ND	ND	0	0
Daphnia magna	Pass	1	ND	1	1	ND	ND	ND	ND	ND	ND	1	1
Monitoring Test	Fail	0	ND	0	0	ND	ND	ND	ND	ND	ND	0	0

Comments:

NOTES:
ND: No Deposit **RF:** Reduced Frequency **NCU:** No Cyanide Used **Pass:** ≤50% Mortality **Fail:** >50% Mortality **— :** No data reported
Highlighted data indicate that a monthly effluent quality standard was exceeded for that month.
A "Pass" for the *Daphnia magna* monitoring test is not a requirement.

METAL MINING EFFLUENT REGULATIONS (MMER)
2015 EFFLUENT COMPLIANCE

MINE/MILL NAME	Williams Mine
OPERATOR NAME	Barrick Gold Corporation - Williams Operating Corporation
PRODUCT(S)	Gold
ADDRESS	P.O. Bag 500, Marathon, Ontario P0T 2E0
EFFLUENT DISCHARGE POINT	Treated Effluent CP 0201

PARAMETERS	LIMITS	JAN.	FEB.	MAR.	APRIL	MAY	JUNE	JULY	AUG.	SEP.	OCT.	NOV.	DEC.
As (mg/L)	0.5	0,0022	0,0021	ND	ND	0,0017	0,0038	0,0026	0,0033	0,0022	0,0024	ND	ND
Cu (mg/L)	0.3	0,0070	0,0085	ND	ND	0,0061	0,0058	0,0051	0,0061	0,0071	0,0078	ND	ND
CN (mg/L)	1.0	0,2260	0,1410	ND	ND	0,0423	0,0116	0,0025	0,0046	0,0053	0,0078	ND	ND
Pb (mg/L)	0.2	0,0005	0,0005	ND	ND	0,0005	0,0032	0,0016	0,0023	0,0005	0,0005	ND	ND
Ni (mg/L)	0.5	0,0467	0,0325	ND	ND	0,0071	0,0086	0,0527	0,0650	0,0622	0,0666	ND	ND
Zn (mg/L)	0.5	0,0015	0,0015	ND	ND	0,0015	0,0189	0,0090	0,0155	0,0060	0,0061	ND	ND
TSS (mg/L)	15	4,67	6,00	ND	ND	1,83	1,60	1,00	1,40	2,50	3,00	ND	ND
Ra-226 (Bq/L)	0.37	0,0050	0,0050	ND	ND	0,0050	0,0080	0,0063	0,0050	0,0039	0,0050	ND	ND
pH low	≥6.0	7,6	7,8	ND	ND	7,5	7,6	7,5	7,3	7,1	7,3	ND	ND
pH high	≤9.5	7,9	7,8	ND	ND	7,8	8,0	7,7	7,5	7,5	7,5	ND	ND
Flow (m^3/month)	—	262 347	79 537	ND	ND	226 844	409 981	439 214	443 503	401 288	407 963	ND	ND
Rainbow Trout	Pass	1	1	ND	ND	2	1	1	1	1	1	ND	ND
Acute Lethality Test	Fail	0	0	ND	ND	0	0	0	0	0	0	ND	ND
Daphnia magna	Pass	1	0	ND	ND	2	1	1	1	1	1	ND	ND
Monitoring Test	Fail	0	1	ND	ND	0	0	0	0	0	0	ND	ND

Comments:

NOTES:
ND: No Deposit **RF:** Reduced Frequency **NCU:** No Cyanide Used **Pass:** ≤50% Mortality **Fail:** >50% Mortality **— :** No data reported
Highlighted data indicate that a monthly effluent quality standard was exceeded for that month.
A "Pass" for the *Daphnia magna* monitoring test is not a requirement.

METAL MINING EFFLUENT REGULATIONS (MMER)
2015 EFFLUENT COMPLIANCE

MINE/MILL NAME	Wolverine Project
OPERATOR NAME	Yukon Zinc Corporation
PRODUCT(S)	Zinc, copper, lead, silver, gold
ADDRESS	190 km NW of Watson Lake Yukon
EFFLUENT DISCHARGE POINT	Wo.TSF - Tailings Storage Facility

PARAMETERS	LIMITS	JAN.	FEB.	MAR.	APRIL	MAY	JUNE	JULY	AUG.	SEP.	OCT.	NOV.	DEC.
As (mg/L)	0.5	ND	ND	ND	ND	ND	ND	ND	ND	0,0006	ND	ND	ND
Cu (mg/L)	0.3	ND	ND	ND	ND	ND	ND	ND	ND	0,0010	ND	ND	ND
CN (mg/L)	1.0	ND	ND	ND	ND	ND	ND	ND	ND	0,0008	ND	ND	ND
Pb (mg/L)	0.2	ND	ND	ND	ND	ND	ND	ND	ND	0,0002	ND	ND	ND
Ni (mg/L)	0.5	ND	ND	ND	ND	ND	ND	ND	ND	0,0032	ND	ND	ND
Zn (mg/L)	0.5	ND	ND	ND	ND	ND	ND	ND	ND	0,0185	ND	ND	ND
TSS (mg/L)	15	ND	ND	ND	ND	ND	ND	ND	ND	4,00	ND	ND	ND
Ra-226 (Bq/L)	0.37	ND	ND	ND	ND	ND	ND	ND	ND	0,0050	ND	ND	ND
pH low	≥6.0	ND	ND	ND	ND	ND	ND	ND	ND	7,6	ND	ND	ND
pH high	≤9.5	ND	ND	ND	ND	ND	ND	ND	ND	7,6	ND	ND	ND
Flow (m^3/month)	—	ND	ND	ND	ND	ND	ND	ND	ND	1 838	ND	ND	ND
Rainbow Trout	Pass	ND	ND	ND	ND	ND	ND	ND	1	-	ND	ND	ND
Acute Lethality Test	Fail	ND	ND	ND	ND	ND	ND	ND	0	-	ND	ND	ND
Daphnia magna	Pass	ND	ND	ND	ND	ND	ND	ND	ND	-	ND	ND	ND
Monitoring Test	Fail	ND	ND	ND	ND	ND	ND	ND	ND	-	ND	ND	ND

Comments: The company reported that acute lethality testing was under "normal frequency" for the month of August, indicating that testing was required for the month. Despite having no deposit in August, an acute lethality test was done. *Daphnia magna* monitoring tests were not done on all the aliquots of each effluent sample collected for the acute lethality tests for the month of August.

NOTES:
ND: No Deposit **RF:** Reduced Frequency **NCU:** No Cyanide Used **Pass:** ≤50% Mortality **Fail:** >50% Mortality **— :** No data reported

Highlighted data indicate that a monthly effluent quality standard was exceeded for that month.

A "Pass" for the *Daphnia magna* monitoring test is not a requirement.

METAL MINING EFFLUENT REGULATIONS (MMER)
2015 EFFLUENT COMPLIANCE

MINE/MILL NAME	Yellow Giant Mine
OPERATOR NAME	Banks Island Gold Limited
PRODUCT(S)	Gold
ADDRESS	300 - 1055 West Hastings St, Vancouver, British Columbia V6E 2E9
EFFLUENT DISCHARGE POINT	BRG-EFF - Barge Channel Outfall

PARAMETERS	LIMITS	JAN.	FEB.	MAR.	APRIL	MAY	JUNE	JULY	AUG.	SEP.	OCT.	NOV.	DEC.
As (mg/L)	0.5	-	ND	-	0,1195	-	0,0846	-	-	-	-	-	-
Cu (mg/L)	0.3	-	ND	-	0,0246	-	0,0144	-	-	-	-	-	-
CN (mg/L)	1.0	NCU	ND	NCU	NCU	NCU	NCU	-	-	-	-	-	-
Pb (mg/L)	0.2	-	ND	-	0,0714	-	0,0857	-	-	-	-	-	-
Ni (mg/L)	0.5	-	ND	-	0,0019	-	0,0015	-	-	-	-	-	-
Zn (mg/L)	0.5	-	ND	-	0,2830	-	0,1047	-	-	-	-	-	-
TSS (mg/L)	15	-	ND	-	12,50	-	29,93	-	-	-	-	-	-
Ra-226 (Bq/L)	0.37	-	ND	-	RF	RF	-	-	-	-	-	-	-
pH low	≥6.0	-	ND	-	8,0	-	7,8	-	-	-	-	-	-
pH high	≤9.5	-	ND	-	8,0	-	8,2	-	-	-	-	-	-
Flow (m^3/month)	—	18 554	ND	16 969	19 175	18 822	18 174	-	-	-	-	-	-
Rainbow Trout	Pass	1	ND	1	1	1	1	-	-	-	-	-	-
Acute Lethality Test	Fail	0	ND	0	0	0	0	-	-	-	-	-	-
Daphnia magna	Pass	1	ND	1	1	1	1	-	-	-	-	-	-
Monitoring Test	Fail	0	ND	0	0	0	0	-	-	-	-	-	-

Comments: No annual report was submitted for 2015. This data was compiled from the submitted quarterly data. No data was provided for the third and fourth quarters. No deleterious substances test results were provided for the months of January, March and May.

NOTES:
ND: No Deposit **RF:** Reduced Frequency **NCU:** No Cyanide Used **Pass:** ≤50% Mortality **Fail:** >50% Mortality **— :** No data reported

Highlighted data indicate that a monthly effluent quality standard was exceeded for that month.

A "Pass" for the *Daphnia magna* monitoring test is not a requirement.

METAL MINING EFFLUENT REGULATIONS (MMER)
2015 EFFLUENT COMPLIANCE

MINE/MILL NAME	Yellowjacket Gold Mine
OPERATOR NAME	Athabasca Nuclear Corporation / African Queen Mines Limited
PRODUCT(S)	Gold
ADDRESS	44-12th Avenue S, Suite 200, Cranbrook, British Columbia V1C 2R7
EFFLUENT DISCHARGE POINT	Ye.TSF - Tailings Storage Facility

PARAMETERS	LIMITS	JAN.	FEB.	MAR.	APRIL	MAY	JUNE	JULY	AUG.	SEP.	OCT.	NOV.	DEC.
As (mg/L)	0.5	ND	ND	ND	ND	ND	ND	ND	ND	ND	ND	ND	ND
Cu (mg/L)	0.3	ND	ND	ND	ND	ND	ND	ND	ND	ND	ND	ND	ND
CN (mg/L)	1.0	ND	ND	ND	ND	ND	ND	ND	ND	ND	ND	ND	ND
Pb (mg/L)	0.2	ND	ND	ND	ND	ND	ND	ND	ND	ND	ND	ND	ND
Ni (mg/L)	0.5	ND	ND	ND	ND	ND	ND	ND	ND	ND	ND	ND	ND
Zn (mg/L)	0.5	ND	ND	ND	ND	ND	ND	ND	ND	ND	ND	ND	ND
TSS (mg/L)	15	ND	ND	ND	ND	ND	ND	ND	ND	ND	ND	ND	ND
Ra-226 (Bq/L)	0.37	ND	ND	ND	ND	ND	ND	ND	ND	ND	ND	ND	ND
pH low	≥6.0	ND	ND	ND	ND	ND	ND	ND	ND	ND	ND	ND	ND
pH high	≤9.5	ND	ND	ND	ND	ND	ND	ND	ND	ND	ND	ND	ND
Flow (m^3/month)	—	ND	ND	ND	ND	ND	ND	ND	ND	ND	ND	ND	ND
Rainbow Trout	Pass	ND	ND	ND	ND	ND	ND	ND	ND	ND	ND	ND	ND
Acute Lethality Test	Fail	ND	ND	ND	ND	ND	ND	ND	ND	ND	ND	ND	ND
Daphnia magna	Pass	ND	ND	ND	ND	ND	ND	ND	ND	ND	ND	ND	ND
Monitoring Test	Fail	ND	ND	ND	ND	ND	ND	ND	ND	ND	ND	ND	ND

Comments: The ownership of the facility was transferred from Athabasca Nuclear Corporation to African Queen Mines Limited.

NOTES:
ND: No Deposit **RF:** Reduced Frequency **NCU:** No Cyanide Used **Pass:** ≤50% Mortality **Fail:** >50% Mortality **— :** No data reported
Highlighted data indicate that a monthly effluent quality standard was exceeded for that month.
A "Pass" for the *Daphnia magna* monitoring test is not a requirement.

METAL MINING EFFLUENT REGULATIONS (MMER)
2015 EFFLUENT COMPLIANCE

MINE/MILL NAME	Young-Davidson Mine
OPERATOR NAME	AuRico Gold Incorporated / Alamos Gold Incorporated
PRODUCT(S)	Gold
ADDRESS	P.O. Box 187, Matachewan, Ontario P0K 1M0
EFFLUENT DISCHARGE POINT	Mine Water Pond Final Discharge

PARAMETERS	LIMITS	JAN.	FEB.	MAR.	APRIL	MAY	JUNE	JULY	AUG.	SEP.	OCT.	NOV.	DEC.
As (mg/L)	0.5	0,0106	ND	ND	0,0065	0,0041	0,0020	ND	ND	0,0015	0,0008	0,0031	0,0131
Cu (mg/L)	0.3	0,0044	ND	ND	0,0045	0,0034	0,0032	ND	ND	0,0048	0,0043	0,0422	0,0113
CN (mg/L)	1.0	0,0062	ND	ND	0,0046	0,0041	0,0032	ND	ND	0,0038	0,0025	0,0010	0,0041
Pb (mg/L)	0.2	0,0005	ND	ND	0,0013	0,0027	0,0005	ND	ND	0,0033	0,0014	0,0005	0,0010
Ni (mg/L)	0.5	0,0146	ND	ND	0,0198	0,0046	0,0040	ND	ND	0,0040	0,0030	0,0111	0,0177
Zn (mg/L)	0.5	0,0056	ND	ND	0,0055	0,0090	0,0088	ND	ND	0,0077	0,0041	0,0069	0,0064
TSS (mg/L)	15	0,35	ND	ND	3,65	2,00	0,50	ND	ND	5,00	0,83	5,00	1,90
Ra-226 (Bq/L)	0.37	RF	ND	ND	0,0070	RF	RF	ND	ND	0,0040	0,0040	0,0100	RF
pH low	≥6.0	7,8	ND	ND	7,8	7,8	8,5	ND	ND	8,4	8,0	7,7	7,7
pH high	≤9.5	8,0	ND	ND	7,8	7,8	8,5	ND	ND	8,4	8,3	7,7	8,1
Flow (m^3/month)	—	7 831	ND	ND	21 291	2 214	934	ND	ND	3 304	2 080	5 365	91 161
Rainbow Trout	Pass	1	ND	ND	1	1	1	ND	ND	1	1	1	1
Acute Lethality Test	Fail	0	ND	ND	0	0	0	ND	ND	0	0	0	0
Daphnia magna	Pass	1	ND	ND	1	1	1	ND	ND	1	1	1	1
Monitoring Test	Fail	0	ND	ND	0	0	0	ND	ND	0	0	0	0

Comments: No radium-226 test results were provided for the first quarter.

NOTES:
ND: No Deposit **RF:** Reduced Frequency **NCU:** No Cyanide Used **Pass:** ≤50% Mortality **Fail:** >50% Mortality **— :** No data reported
Highlighted data indicate that a monthly effluent quality standard was exceeded for that month.
A "Pass" for the *Daphnia magna* monitoring test is not a requirement.

METAL MINING EFFLUENT REGULATIONS (MMER)
2015 EFFLUENT COMPLIANCE

MINE/MILL NAME	Yukon Refinery
OPERATOR NAME	Yukon (36569) Incorporated
PRODUCT(S)	Nickel, cobalt, silver, gold
ADDRESS	Lot 1, Concession 12, Highway 567, Lorraine Township North Cobalt, Ontario P0J 1R0
EFFLUENT DISCHARGE POINT	Secondary Pond

PARAMETERS	LIMITS	JAN.	FEB.	MAR.	APRIL	MAY	JUNE	JULY	AUG.	SEP.	OCT.	NOV.	DEC.
As (mg/L)	0.5	-	-	-	-	-	-	-	-	-	-	-	-
Cu (mg/L)	0.3	-	-	-	-	-	-	-	-	-	-	-	-
CN (mg/L)	1.0	-	-	-	-	-	-	-	-	-	-	-	-
Pb (mg/L)	0.2	-	-	-	-	-	-	-	-	-	-	-	-
Ni (mg/L)	0.5	-	-	-	-	-	-	-	-	-	-	-	-
Zn (mg/L)	0.5	-	-	-	-	-	-	-	-	-	-	-	-
TSS (mg/L)	15	-	-	-	-	-	-	-	-	-	-	-	-
Ra-226 (Bq/L)	0.37	-	-	-	-	-	-	-	-	-	-	-	-
pH low	≥6.0	-	-	-	-	-	-	-	-	-	-	-	-
pH high	≤9.5	-	-	-	-	-	-	-	-	-	-	-	-
Flow (m^3/month)	—	-	-	-	-	-	-	-	-	-	-	-	-
Rainbow Trout	Pass	-	-	-	-	-	-	-	-	-	-	-	-
Acute Lethality Test	Fail	-	-	-	-	-	-	-	-	-	-	-	-
Daphnia magna	Pass	-	-	-	-	-	-	-	-	-	-	-	-
Monitoring Test	Fail	-	-	-	-	-	-	-	-	-	-	-	-

Comments: No annual report was submitted for 2015.

NOTES:
ND: No Deposit **RF:** Reduced Frequency **NCU:** No Cyanide Used **Pass:** ≤50% Mortality **Fail:** >50% Mortality **— :** No data reported
Highlighted data indicate that a monthly effluent quality standard was exceeded for that month.
A "Pass" for the *Daphnia magna* monitoring test is not a requirement.