



Labour Market Bulletin

Ontario



June 2016

The Quarterly Edition of the Labour Market Bulletin is a look back over the past three months, providing an analysis of quarterly Labour Force Survey results for the province of Ontario, including the regions of Hamilton—Niagara Peninsula, Kingston—Pembroke, Kitchener—Waterloo—Barrie, London, Muskoka—Kawarthas, Northeast, Northwest, Ottawa, Stratford—Bruce Peninsula, Toronto and Windsor—Sarnia.

OVERVIEW

Labour Force Trends - Employment grew for the fifth consecutive quarter in Ontario

- Job gains for the quarter were seen almost entirely in part-time (+15,100) work
- The unemployment rate edged lower to 6.7%
- The unemployment rate for youth aged 15 to 24 dropped from 14.2% to 14.0% in the second quarter

Employment increased by 15,200 in Ontario in the second quarter of 2016. This was the fifth consecutive quarterly gain for the province, although only about half the increase of the previous quarter. A significant increase in employment in May more than offset losses in April and June. However, the gains over this three-month period came almost exclusively from part-time employment growth. Both employment and participation rates edged lower, each by 0.1 percentage point, in the second quarter of 2016 and have remained relatively unchanged over the last six quarters. For youth aged 15 to 24, the unemployment rate slipped to 14.0% from the previous quarter. Employment for Ontario's youth saw its first quarterly increase (+11,700) in the second quarter of 2016, after several consecutive quarters of decline. This constituted a majority of the overall increase in the province, with employment for individuals aged 25 to 54 increasing by 4,800 for the quarter, and those aged 55 and over declining 1,100 for the quarter.

Nationally, employment grew by 33,200 in the second quarter of 2016. As in Ontario, small job losses in April and June sandwiched a significant surge in employment in May. The national unemployment rate decreased to 6.9% over this three-month period, the first decline since the fourth quarter of 2014. The growth nationally was driven by stronger employment levels in B.C. and Ontario, which worked to more than offset the sharp quarterly decline in Alberta.

Total nonfarm payroll employment increased by 287,000 in the U.S. in June 2016. This gain surprised to the upside exceeding analyst expectations of 175,000.¹ Employment gains had been trending downward since

¹ Kasperkevic, Jana. (July 8, 2016). **US economy exceeds expectations to add 287,000 jobs.** *The Guardian*. Retrieved from <https://www.theguardian.com/business/2016/jul/08/us-economy-jobs-growth-unemployment-june>

October 2015 and the May 2016 figure was revised down from an already weak 38,000 to 11,000.² The majority of the June gains driving the positive surprise came from health care, leisure/hospitality and retail trade.³ The U.S. unemployment rate rose to 4.9% in June 2016 from 4.7% a month ago. Despite the strong number, the U.S. Federal Reserve is expected to continue to hold its benchmark interest rate steady, and current expectation is of keeping the rate steady through to June 2017.⁴

Employment grew by 79,000 in Ontario between the second quarters of 2015 and 2016, with most of the job gains coming from full-time work (+63,900). The unemployment rate inched up while the participation rate was unchanged over this period.

Student summer employment decreased in Ontario compared to a year ago. During the summer months, Statistics Canada collects labour market data on youth aged 15 to 24 who were full-time students in March and who plan to return to school full-time in the fall semester. Student employment decreased in June 2016 to 455,300; 4,400 lower (-1.0%) than in June 2015. The unemployment rate amongst returning students in June 2016 declined to 13.8%, 4.2 percentage points lower than June 2015. The provincial student unemployment rate has fallen below the national student rate of 14.4%, an improvement from this point last year. There were less returning students in the labour force in June 2016 compared to June 2015 which could imply more students continuing their studies into the summer months or simply opting not to work.

A look at labour market conditions for Ontario's Indigenous People

In Ontario, the Indigenous population living off-reserve accounted for 2.0% of the province's total population in June 2016. Employment among the Indigenous population increased by 10,500 (+8.8%) between the second quarters of 2015 and 2016. The majority of the employment gains come from full-time (+8,200) positions, with a smaller, but not unsubstantial, increase in part-time work (+2,200). The unemployment rate among the Indigenous population declined 2.4 percentage points to 10.6%, while the unemployment rate amongst the non-Indigenous population edged down slightly to 6.5% over the same period. Both the participation and employment rates of the Indigenous population jumped to 62.2% and 55.6%, respectively, while both rates remained relatively unchanged for the non-Indigenous population.

The second quarter of 2016 saw positive developments for Ontario's Indigenous People with Statistics Canada hiring staff throughout First Nations communities for census enumerations.⁵ Also, the start of the first phase of a \$1.5M project to build eight homes on Fort William First Nation will provide employment opportunities to First Nation members.⁶

² Trading Economics. **U.S. Non-Farm Payrolls**. Retrieved from: <http://www.tradingeconomics.com/united-states/non-farm-payrolls>

³ Bureau of Labour Statistics. **Economic News Release**. Retrieved from: <http://www.bls.gov/news.release/empsit.b.htm>

⁴ **CME Group - FedWatch**. Retrieved from: <http://www.cmegroup.com/trading/interest-rates/countdown-to-fomc.html>

⁵ Mack, Lloyd. (April 9, 2016). **Early enumeration on First Nations; Statistics Canada hiring help**. *Kenora Daily Miner & News*. Retrieved from: <http://www.kenoradailyminerandnews.com/2016/04/08/early-enumeration-on-first-nations-statistics-canada-hiring-help>

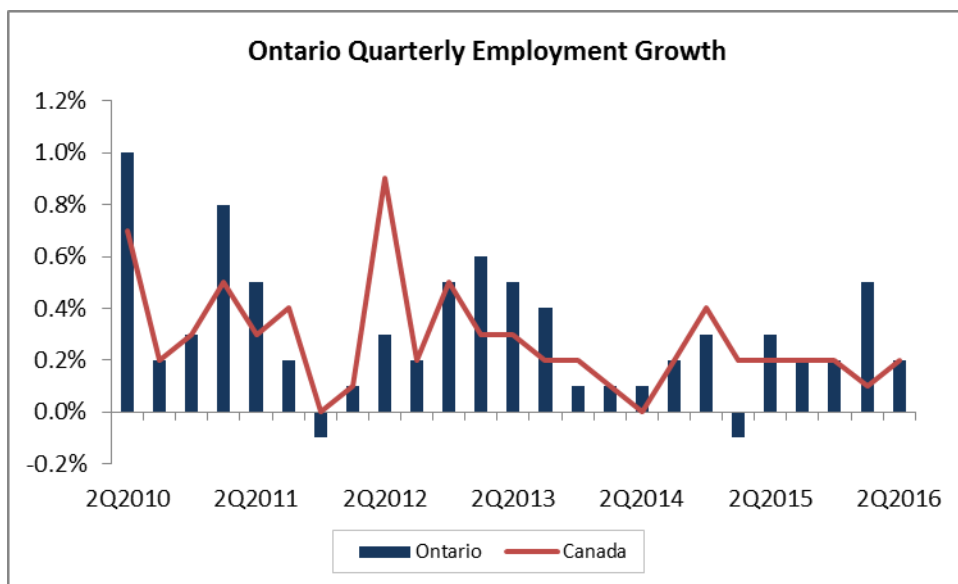
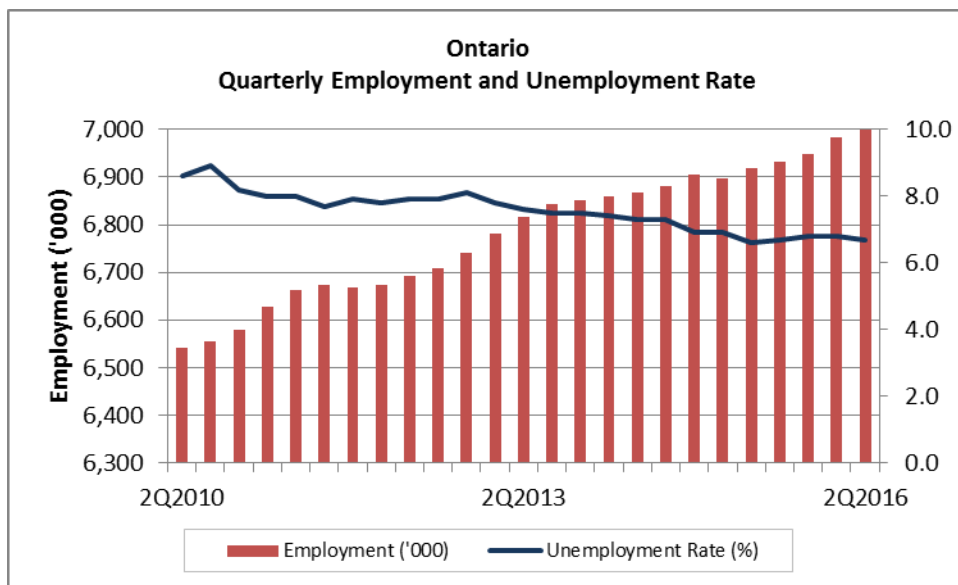
⁶ NNL Staff. (May 10, 2016). **Fort William First Nation Housing Project Launched**. *Net News Ledger*. Retrieved from: <http://www.netnewsledger.com/2016/05/10/fort-william-first-nation-housing-project-launched/>

Ontario Quarterly Labour Force Statistics

Seasonally Adjusted Quarterly Data	2nd Quarter	1st Quarter	2nd Quarter	Quarterly Variation		Yearly Variation	
	2016	2016	2015	Number	%	Number	%
Population 15 + ('000)	11,501.7	11,466.1	11,366.5	35.6	0.3	135.2	1.2
Labour Force ('000)	7,497.2	7,489.7	7,408.6	7.5	0.1	88.6	1.2
Employment ('000)	6,998.3	6,983.1	6,919.3	15.2	0.2	79.0	1.1
Full-Time ('000)	5,676.5	5,676.5	5,612.6	0.0	0.0	63.9	1.1
Part-Time ('000)	1,321.7	1,306.6	1,306.7	15.1	1.2	15.0	1.1
Unemployment ('000)	498.9	506.6	489.4	-7.7	-1.5	9.5	1.9
Unemployment Rate (%)	6.7	6.8	6.6	-0.1	-	0.1	-
Participation Rate (%)	5.2	65.3	65.2	-0.1	-	0.0	-
Employment Rate (%)	60.8	60.9	60.9	-0.1	-	-0.1	-

Note: Totals may not add due to rounding

Source: Statistics Canada Labour Force Survey – CANSIM Table 282-0087



Ontario Quarterly Unemployment Rates, by Gender and Age

Seasonally Adjusted Data	2nd Quarter	1st Quarter	2nd Quarter	Quarterly	Yearly
	2016 (%)	2016 (%)	2015 (%)	Variation (% points)	Variation (% points)
Total	6.7	6.8	6.6	-0.1	0.1
25 years and over	5.4	5.5	5.2	-0.1	0.2
Men - 25 years and over	5.5	5.7	5.2	-0.2	0.3
Women - 25 years and over	5.3	5.3	5.1	0.0	0.2
15 to 24 years	14.0	14.2	14.7	-0.2	-0.7
Men - 15 to 24 years	16.1	15.5	16.3	0.6	-0.2
Women - 15 to 24 years	11.9	13.0	13.1	-1.1	-1.2

Source: Statistics Canada Labour Force Survey – CANSIM Table 282-0087

Ontario - Labour Market Indicators for Indigenous People

3-month moving averages Seasonally unadjusted data	Indigenous		Yearly variation (Indigenous)		Non-Indigenous		Yearly variation (non-Indigenous)	
	Q2 2016	Q2 2015	Number	%	Q2 2016	Q2 2015	Number	%
Population 15 + ('000)	232.7	223.7	9.0	4.0%	11,268.9	11,143.0	125.9	1.1%
Labour Force ('000)	144.7	136.8	7.9	5.8%	7,394.6	7,327.9	66.7	0.9%
Employment ('000)	129.4	118.9	10.5	8.8%	6,912.1	6,844.2	67.9	1.0%
Full-Time ('000)	100.1	91.9	8.2	8.9%	5,616.9	5,567.4	49.5	0.9%
Part-Time ('000)	29.3	27.1	2.2	8.1%	1,295.2	1,276.9	18.3	1.4%
Unemployment ('000)	15.3	17.8	-2.5	-14.0%	482.5	483.7	-1.2	-0.2%
Unemployment Rate (%)	10.6	13.0	-2.4	-	6.5	6.6	-0.1	-
Participation Rate (%)	62.2	61.1	1.1	-	65.6	65.8	-0.2	-
Employment Rate (%)	55.6	53.2	2.4	-	61.3	61.4	-0.1	-

Notes: The Labour Force Survey excludes those living on-reserve.

Estimates are based on three-month moving averages.

Totals may not add due to rounding.

Totals may be different from other tables due to adjustments done to indigenous statistics in the Labour Force Survey.

Source: Statistics Canada Labour Force Survey - ESDC custom table.

EMPLOYMENT BY INDUSTRY

Goods-producing sector employment declines after four quarters of growth

After four quarters of gain, goods-producing sector employment declined by 15,000 in the second quarter of 2016. Manufacturing shed the most positions in the sector (-8,900) and losses were also reported in forestry, fishing, mining, quarrying, oil and gas (-4,900) as natural resources were still affected by depressed commodity prices and economic uncertainty.

In **manufacturing**, Ontario's RBC Manufacturing Purchasing Manager's Index reading eased further in June for the fourth straight month, but still signalled expansion.⁷ Producer outlooks were tempered by stagnant export

⁷ RBC. (2016, July 4). [Summary of RBC Canadian Manufacturing PMI™ regional data](http://www.rbc.com/newsroom/_assets-custom/pdf/20160704-pmi-rgnl.pdf). Retrieved from: http://www.rbc.com/newsroom/_assets-custom/pdf/20160704-pmi-rgnl.pdf

volumes and economic uncertainty.⁸ Industry news for the quarter was mixed. Postmedia Network shuttered its printing plant in London affecting 135 full- and part-time employees.⁹ Shifts in Bombardier's manufacturing capacities within the province in May helped retain some positions but a net decline is expected.¹⁰ However, expansions at Cancoil Thermal Corp. in Kingston,¹¹ Active Industrial Solutions in Tecumseh,¹² and GE Canada in Welland¹³ are expected to generate close to 700 new jobs between them.

Production figures in the province's key automotive sector showed a 14.6% increase in the first half of 2016 compared to a year ago. Gains were driven by light trucks¹⁴ as Fiat Chrysler Automobiles rolled out more Dodge Caravans in Windsor and Ford's Oakville truck plant shortened its summer shutdown to boost output.¹⁵ Despite some layoff announcements at Johnson Controls Inc. in Whitby¹⁶ and Nematik of Canada Corp. in Windsor,¹⁷ increased production in auto-related manufacturing should stimulate industry investment. Announced investments this quarter from automakers and suppliers with help from the public sector are anticipated to create 386 new jobs.^{18,19,20} Investments in innovation, such as General Motors' plans to add nearly 750 software and engineering jobs,²¹ continue to support Ontario automakers' move to higher value-added production.

⁸ RBC. (2016, July 4). *RBC Canadian Manufacturing PMI*. Retrieved from: http://www.rbc.com/newsroom/_assets-custom/pdf/070416-pmi-report-lite.pdf

⁹ Canadian Newswire. (2016, May 31). **London Free press print plant closure hurts media workers and city**. *Canadian Newswire*. Retrieved from: <http://www.newswire.ca/news-releases/london-free-press-print-plant-closure-hurts-media-workers-and-city-581428241.html>

¹⁰ Van Praet, Nicolas. (2016, May 20). **Bombardier to shift production to hasten delivery of TTC streetcars**. *The Globe and Mail*. Retrieved from: <http://www.theglobeandmail.com/report-on-business/bombardier-to-shift-production-to-hasten-delivery-of-ttc-streetcars/article30101340/>

¹¹ Ferguson, Elliot. (2016, May 3). **Company to open new facility; could add 100 jobs**. *The Whig Standard*. Retrieved from: <http://www.thewhig.com/2016/05/03/company-to-open-new-facility-could-add-100-jobs>

¹² Previl, Sean. (2016, May 18). **400 new jobs expected in Active Industrial Solutions acquisition**. *CBC News*. Retrieved from: <http://www.cbc.ca/news/canada/windsor/400-new-jobs-expected-in-active-industrial-solutions-acquisition-1.3587542>

¹³ Niagara Falls Review Staff. (2016, June). **New GE plant in Welland means 150 jobs**. *Niagara Falls Review*. Retrieved from: <http://www.niagarafallsreview.ca/2016/06/01/breaking-ge-picks-welland-for-new-plant>

¹⁴ DesRosiers Automotive Consultants Inc. (2016, June 30). *DesRosiers Automotive Reports*. Volume 30-Issue 12

¹⁵ The Associated Press. (2016, June 17). **Ford trimming its summer shutdown schedule at Oakville Assembly**. *CanadianManufacturing*. Retrieved from: <http://www.canadianmanufacturing.com/human-resources/ford-trimming-summer-shutdown-schedule-oakville-assembly-170374/>

¹⁶ Szekely, Reza. (2016, June 3). **Johnson Controls closing Whitby plant on July 1**. *DurhamRegion.ca via Whitby This Week*. Retrieved from: <http://www.durhamregion.com/news-story/6705746-johnson-controls-closing-whitby-plant-on-july-1/>

¹⁷ Danese, Roseann. (2016, June 3). **Windsor Nematik plant issues layoff notices**. *Windsor Star*. Retrieved from: <http://windsorstar.com/business/local-business/windsor-nematik-plant-issues-layoff-notices>

¹⁸ Ministry Innovation, Science, and Economic Development. (2016, April). **Automotive Supplier innovation Progra – Projects Funded to Date**. Retrieved from: http://www.ic.gc.ca/eic/site/auto-auto.nsf/eng/h_am02379.html

¹⁹ Ministry of Economic Development and Growth. (2016, May 11). **Ontario Investing Over \$7.8 Million to Support Jobs in the Windsor-Essex Region**. *Ontario Newsroom*. Retrieved from: <https://news.ontario.ca/medt/en/2016/05/ontario-investing-over-78-million-to-support-jobs-in-the-windsor-essex-region.html>

²⁰ Office of the Premier. (2016, June 15). **Ontario Partners with FCA Canada to Build the Chrysler Pacifica Hybrid**. *Ontario Newsroom*. Retrieved from: <https://news.ontario.ca/opo/en/2016/06/ontario-partners-with-fca-canada-to-build-the-chrysler-pacifica-hybrid---the-worlds-first-plug-in-h.html>

²¹ Flavelle, Dana. (2016, June 10). **General Motors to create 700 jobs in Ontario**. *The Toronto Star*. Retrieved from: <https://www.thestar.com/business/2016/06/10/general-motors-to-create-700-technical-jobs-in-ontario.html>

Construction employment was up slightly (+1,700) over the quarter. Ontario building permit values were up 5.9% in May compared to a year earlier, driven by growth in the residential segment. As the summer surge in permits starts to ease, non-residential values maintained their momentum over the preceding three months, driven by industrial permits.²² New infrastructure projects in the second quarter include the Trent-Severn Waterway,²³ investments in hospital infrastructure,²⁴ and large transit investments in Ottawa²⁵ and Toronto.²⁶ Also, the Windsor Solar industrial construction project got underway in April, creating 225 jobs.²⁷

Year-over-year, quarterly goods sector employment grew by 12,900. The uptick was led by the construction industry (+16,300) and manufacturing (+4,500). Losses were mainly felt in forestry, fishing, mining, quarrying, oil and gas (-8,500).

Employment growth in services-producing sector despite stalling educational services

The services-producing sector added 30,300 positions between the first and second quarters of 2016. Growth was led by the information, culture and recreation industry (+11,300) and public administration (+9,300). Employment gains were tempered by losses in the business, building and other support services industry (-11,200) and educational services (-4,800).

While uncertainty remains around the impact in Ontario of layoffs at Intel Corporation,²⁸ other technology companies showed promising signs in the second quarter. Positive news from tech firms in the information, culture and recreation industry came from software provider Assent which continues to expand in Ottawa and will hire 100 more by the end of 2017.²⁹ Also, Uptime Infrastructure Partners won a \$322M government contract to manage and grow a data centre at Canadian Forces Base Borden over the next 25 years.³⁰

²² Statistics Canada, 026-0003 Building permits, values by activity sector, monthly (dollars x 1,000)

²³ Parks Canada. (2016, June 26). **2016 Trent-Severn Waterway National Historic Site – Investment: \$267.5 M.** *Government of Canada Newsroom*. Retrieved from: <http://news.gc.ca/web/article-en.do;jsessionid=4557d218306567f4eea829a7139b5a43a92b458cf435bea3de0c72f37118a883.e38RbhaLb3qNe3eKa3z0?mthd=index&crtr.page=1&nid=1090109>

²⁴ Ministry of health and Long-Term Care. (2016, March 31). **Ontario investing \$12 Billion to Build New and Improved Hospitals.** *Ontario Newsroom*. Retrieved from: <https://news.ontario.ca/mohlrc/en/2016/03/ontario-investing-12-billion-to-build-new-and-improved-hospitals.html>

²⁵ Office of the Premier. (2016, June 3). **Over \$1 Billion for Light Rail Transit in Ottawa.** *Ontario Newsroom*. Retrieved from: <https://news.ontario.ca/opo/en/2016/06/ontario-committing-more-than-1-billion-for-light-rail-transit-in-ottawa.html>

²⁶ Office of the Premier. (2016, June 20). **Ontario Expanding GO Rail Service in Durham Region.** *Ontario Newsroom*. Retrieved from: <https://news.ontario.ca/opo/en/2016/06/ontario-expanding-go-rail-service-in-durham-region.html>

²⁷ Canadian Newswire. (2016, April 7). **Samsung and Connor, Clark & Lunn Infrastructure Commence Construction on Windsor Solar, Creating Jobs and Investment in Ontario.** *Canadian Newswire*. Retrieved from: <http://www.newswire.ca/news-releases/samsung-and-connor-clark-lunn-infrastructure-commence-construction-on-windsor-solar-creating-jobs-and-investment-in-ontario-574933201.html>

²⁸ Intel Corporation. (2016, April 19). **Intel Announces Restructuring Initiative to Accelerate Transformation.** *Intel Newsroom*. Retrieved from: <https://newsroom.intel.com/news-releases/news-release-intel-announces-restructuring/>

²⁹ Bagnall, James. (2016, May 4). **Assent Compliance secures \$20M in drive to accelerate growth.** *Ottawa Citizen*. Retrieved from: <http://ottawacitizen.com/business/local-business/assent-compliance-secures-20m-in-drive-to-accelerate-growth>

³⁰ Shared Services Canada. (2016, May 24). **Government of Canada Modernizes Data Centre.** *Government of Canada Newsroom*. Retrieved from: <http://news.gc.ca/web/article-en.do?mthd=tp&crtr.page=5&nid=1070869&crtr.tp1D=1>

Employment in **educational services** has been moderated by slowing enrollment levels and shifting demographics, despite increased high school graduation rates³¹ and steady levels of undergraduate applications to provincial universities.³² Seeking to balance student teacher ratios, district boards issued layoff and redundancy notices at elementary and secondary schools across the province.^{33,34,35} These were partially offset by a few hiring and expansion announcements.^{36,37} News at the post-secondary level was more favourable in Northern Ontario as Canadore College,³⁸ Confederation College,³⁹ and the NORCAT centre⁴⁰ benefitted from investments to upgrade their facilities. In Goderich, Fanshawe College also announced a new campus.⁴¹

Second quarter services-producing sector employment had a strong year-over-year showing, adding 66,100 positions since the second quarter of 2015. Growth was concentrated in health care and social assistance (+26,200) and professional, scientific and technical services (+24,200). Losses were felt most in trade (-17,400), educational services (-13,000) and business, building and other support services (-10,800).

³¹ Office of the Premier. (2016, April 1). **More Ontario Students Graduating High School**. *Ontario Newsroom*. Retrieved from <https://news.ontario.ca/opo/en/2015/04/more-ontario-students-graduating-high-school-than-ever-before.html>

³² Ontario Universities' Application Centre. (2016, March 3). **Undergraduate Application Statistics — March 2016**. *Statistics — Secondary School Stream*. Retrieved from http://www.ouac.on.ca/statistics/ugrad-app-stats/uapp_mar/

³³ Thomson, Rusty. (2016, April 6). **Catholic board votes to close three schools**. *AM800.com*. Retrieved from: <http://www.am800cklw.com/News/Headlines/Catholic-board-votes-to-close-three-schools>

³⁴ Leitner, Richard. (2016, April 22). **Declining school enrolment in Hamilton to cost another 70 teacher jobs**. *The Hamilton Spectator*. Retrieved from: <http://www.thespec.com/news-story/6510620-declining-school-enrolment-in-hamilton-to-cost-another-70-teacher-jobs/>

³⁵ Kovach, Joelle. (2016, April 14). **Kawartha Pine Ridge District School Board issues layoff notices for 109 public high school teachers in Peterborough area over declining enrolment**. *The Peterborough Examiner*. Retrieved from: <http://www.thepeterboroughexaminer.com/2016/04/14/kawartha-pine-ridge-district-school-board-issues-layoff-notices-for-109-public-high-school-teachers-in-peterborough-area-over-declining-enrolment>

³⁶ Ministry of Education. (2016, June 20). **Ontario Investing \$6.3 Million to Expand Local School**. *Ontario Newsroom*. Retrieved from: <https://news.ontario.ca/edu/en/2016/06/ontario-investing-63-million-to-expand-local-school.html>

³⁷ Michaels, Lee. (2016, June 7). **Public Board to Hire More Teachers**. *Blackburn News*. Retrieved from: <http://blackburnnews.com/sarnia/sarnia-news/2016/06/07/public-board-hire-teachers/>

³⁸ Northern Ontario Business Staff. (2016, May 2). **College innovation centre expands**. *Northern Ontario Business*. Retrieved from: <http://www.northernontariobusiness.com/Industry-News/education/2016/05/College-innovation-centre-expands.aspx>

³⁹ Office of the Premier. (2016, April 28). **Ontario Investing \$3 Million in Confederation College**. *Ontario Newsroom*. Retrieved from: <https://news.ontario.ca/opo/en/2016/04/ontario-investing-3-million-in-confederation-college.html>

⁴⁰ Sudbury Star Staff. (2015, March 24). **Sudbury's NORCAT hopes to create 60 new jobs**. *The Sudbury Star*. Retrieved from: <http://www.thesudburystar.com/2016/03/24/sudburys-norcat-hopes-to-create-60-new-jobs>

⁴¹ Jackson, Peter. (2016, March 31). **Fanshawe Opens in Goderich**. *Bayshore Broadcasting*. Retrieved from: http://www.bayshorebroadcasting.ca/news_item.php?NewsID=83348

Ontario Quarterly Labour Force Statistics, by Industry

Seasonally Adjusted Data ('000)	2nd Quarter	1st Quarter	2nd Quarter	Quarterly Variation		Yearly Variation	
	2016	2016	2015	Number	%	Number	%
Total employed, all industries	6,998.3	6,983.1	6,919.3	15.2	0.2	79.0	1.1
Goods-producing sector	1,413.2	1,428.2	1,400.3	-15.0	-1.1	12.9	0.9
Agriculture	79.2	83.0	76.1	-3.8	-4.6	3.1	4.1
Forestry, fishing, mining, quarrying, oil and gas	36.4	41.3	44.9	-4.9	-11.9	-8.5	-18.9
Utilities	48.8	48.1	51.3	0.7	1.5	-2.5	-4.9
Construction	499.7	498.0	483.4	1.7	0.3	16.3	3.4
Manufacturing	749.0	757.9	744.5	-8.9	-1.2	4.5	0.6
Services-producing sector	5,585.1	5,554.8	5,519.0	30.3	0.5	66.1	1.2
Trade	1,036.1	1,036.1	1,053.5	0.0	0.0	-17.4	-1.7
Transportation and warehousing	328.4	328.3	318.6	0.1	0.0	9.8	3.1
Finance, insurance, real estate and leasing	556.9	553.4	541.5	3.5	0.6	15.4	2.8
Professional, scientific and technical services	598.5	597.0	574.3	1.5	0.3	24.2	4.2
Business, building and other support services	323.7	334.9	334.5	-11.2	-3.3	-10.8	-3.2
Educational services	504.7	509.5	517.7	-4.8	-0.9	-13.0	-2.5
Health care and social assistance	833.8	828.4	807.6	5.4	0.7	26.2	3.2
Information, culture and recreation	314.2	302.9	310.2	11.3	3.7	4.0	1.3
Accommodation and food services	458.7	450.0	447.7	8.7	1.9	11.0	2.5
Other services	275.9	269.4	270.8	6.5	2.4	5.1	1.9
Public administration	354.1	344.8	342.7	9.3	2.7	11.4	3.3

Note: Totals may not add due to rounding

Source: Statistics Canada Labour Force Survey – CANSIM Table 282-0088

REGIONAL ANALYSIS

Toronto's job gains led by strong growth in full-time positions

Employment in the **Toronto** economic region grew by 85,200 (+2.6%) between the second quarters of 2015 and 2016 (measured on a year-over-year, seasonally unadjusted basis). The increase was mainly influenced by gains in full-time positions. Over this period, the unemployment rate fell by 0.4 percentage points to 6.8%, which was above the provincial rate.

Construction activities remained buoyant in Toronto, with a few major developments, such as the \$21-M construction project underway by Cadillac Fairview Corporation Ltd. to improve its Shops at Don Mills in North York⁴² and the construction work on four hospitals in York Region.⁴³ Several announcements were also made about new locations in the region's retail sector. These include construction of a store by Moncler,⁴⁴ and the Yorkdale Shopping Centre opening a new wing anchored by Nordstrom, Inc. along with 30 additional retailers.⁴⁵

⁴² Cadillac Fairview. (2016, May 3). Cadillac Fairview Announces \$21 Million Redevelopment Investment in CF Shops at Don Mills. Cadillac Fairview. Retrieved from: https://www.cadillacfairview.com/en_CA/news/Cadillac-Fairview-Announces-21-Million-Redevelopment-Investment-in-CF-Shops-at-Don-Mills.html

⁴³ York Region Staff. (2016, May 19). York Region invests \$14 million in local hospitals. The Regional Municipality of York. Retrieved from: <http://www.investinyork.ca/york-region-invests-14-million-local-hospitals/>

⁴⁴ Retail Insider Staff. (2016, June 13). Moncler to Open 2nd Freestanding Toronto Store. Retail Insider. Retrieved from: <http://www.retail-insider.com/retail-insider/2016/6/moncler>

⁴⁵ Retail Insider staff. (2016, April 12) Yorkdale Reveals List of 'Nordstrom Wing' Retail Tenants. Retrieved at: <http://www.retail-insider.com/retail-insider/2016/4/yorkdale-expansion>.

In the **Northeast** economic region, employment grew by 2,800 (+1.1%) mainly in part-time positions. The unemployment rate was unchanged at 7.6%, but was the highest in Ontario. This could be attributed to the increase in workforce participation in the region.

There were several positive developments in the region over this period; notably, the boost to the growing film industry due to the \$100M multi-picture agreement between Sudbury-based Hideaway Pictures and the Motion Picture Corporation of America.⁴⁶ In North Bay, the opening of the Grande Event Centre banquet hall⁴⁷ and the construction of the 100-room Homewood Suites hotel⁴⁸ helped the region's accommodation and food services industry. However in looking ahead, the local economy will be negatively affected by Canada Bread Company Ltd. closing its bakery in August 2016.⁴⁹

While poor conditions in the region's mining sector continue to result in layoffs, more recently at the Stantec Engineering Ltd. consultancy firm,⁵⁰ some relief came from expanding operations of Alamos Gold Inc. near Timmins, and St Andrew Goldfields Ltd. near Matheson.⁵¹

Employment also increased (+8,500) in the **London** economic region as strong gains in full-time jobs were only partially offset by part-time losses. Supporting this increase was the start of a \$77M renovation and expansion at Masonville Place in London.⁵² Some manufacturing plants are also expanding operations with provincial support, namely North Star Windows and Doors⁵³ and Formet Industries.⁵⁴

Between the second quarters of 2015 and 2016, employment also increased in the **Kingston-Pembroke** and **Northwest** economic regions.

Although employment conditions were unchanged in the **Ottawa** economic region over the past year, there have been a few positive announcements which will support future employment growth in the region. Several companies in the region's information, communication and technology (ICT) cluster will be expanding,

⁴⁶Myers, E. (2016, May 31). Multi-picture deal means steady film work for the next three years. *Northern Ontario Business*. <https://www.sudbury.com/local-news/multi-picture-deal-means-steady-film-work-for-the-next-three-years-307480>.

⁴⁷Dawson, C. (2016, April 11). New event centre is Grande. *BayToday*, Retrieved from: <https://www.baytoday.ca/local-news/new-event-centre-is-grande-277392>.

⁴⁸Young, G. (2016, May 31). Oak Street development gets final OK. *The Nugget*. Retrieved from: <http://www.nugget.ca/2016/05/31/oak-street-development-gets-final-ok>.

⁴⁹BayToday Staff. (2016, May 25). Canada Bread shutting down operations in North Bay. *BayToday*. Retrieved from: <https://www.baytoday.ca/local-news/canada-bread-shutting-down-operations-in-north-bay-303540>.

⁵⁰The Nugget Staff. (2016, May 3). Stantec cuts eight workers. *The Nugget*. Retrieved from: <http://www.nugget.ca/2016/05/03/stantec-cuts-eight-workers>.

⁵¹TimminsToday Staff. (2016, April 21). Find out who's creating 75 new jobs. *TimminsToday*. Retrieved from: <https://www.timminstoday.com/local-news/find-out-whos-creating-75-new-jobs-284190>

⁵²Cadillac Fairview Press Release. (2016, March 29). CF Masonville place unveils \$77 million investment for 2016. Cadillac Fairview Corporation. Retrieved from: https://www.cadillacfairview.com/en_CA/news/CF-Masonville-Place-unveils-77-million-investment-for-2016.html.

⁵³Newsroom Ontario Staff. (2016, May 27). Ontario Partnering with North Star Windows and Doors in St. Thomas. *Newsroom Ontario*. Retrieved from: <https://news.ontario.ca/medt/en/2016/05/ontario-partnering-with-north-star-windows-and-doors-in-st-thomas.html>

⁵⁴DeBono, N. (2016, April 7). St. Thomas auto parts maker plans to add 66 more workers. *The London Free Press*. Retrieved from: <http://www.lfpress.com/2016/04/07/st-thomas-based-formet-is-investing-23-of-its-own-money>

including at Edgewater Computer Systems Inc.⁵⁵ and The Hotel Communication Network Inc.⁵⁶ The Fall 2016 opening of the Innovation Centre at Bayview Yards⁵⁷ will also be significant for the region.

Employment losses reported in five economic regions

In the **Kitchener-Waterloo Barrie** economic region, employment decreased marginally by 0.1% between the second quarters of 2015 and 2016. Even though the unemployment rate edged up, the region reported the second lowest unemployment rate (5.4%) in the province.

On the region's construction front, work started on a new football facility at the University of Guelph's stadium⁵⁸ and on a new fire station in Tay Township.⁵⁹ The region's health sector saw some promising news with the expansion of the Headwaters Health Care Centre in Orangeville.⁶⁰ The Minto Rural Health Centre, located at the Palmerston and District Hospital, also opened.⁶¹

As a result of government and private investments, several manufacturing companies will be expanding their operations, including at Grand River Foods Ltd.⁶² and Kromet International Inc.⁶³ in Cambridge, as well as, Teutech Industries Inc. in Guelph⁶⁴ and DECAST Ltd. in Essa Township.⁶⁵ The closure by Stepan Company of its Longford Mills chemical production facility in Ramara Township will weaken some of the gains in the sector.⁶⁶

Between the second quarters of 2015 and 2016, employment also declined in the **Muskoka-Kawarthas, Hamilton-Niagara Peninsula, Windsor-Sarnia and Stratford-Bruce Peninsula** economic regions.

⁵⁵ Government of Canada. (2016, May 30). **New federal support for innovative software to modernize aircraft**. *Government of Canada*. Retrieved from: <http://news.gc.ca/web/article-en.do?mthd=tp&crtr.page=7&nid=1075579&crtr.tp1D=1>.

⁵⁶ Government of Canada Staff (2016, May 5). **FedDev Ontario Supports Digital Innovation through Investment in Hotel Communication Network**. *Government of Canada*. Retrieved from: <http://news.gc.ca/web/article-en.do?mthd=index&crtr.page=2&nid=1061139>

⁵⁷ Shorey, Sonya. (June 15, 2016). **Innovation at Bayview Yards**. *Bayview Yards Media Enquiries*. Retrieved from: http://thebayviewyards.com/ICBY_20160615_English.pdf

⁵⁸ Bekavac, N. (2016, May 3). **Ground breaks on new football facility at University of Guelph's Alumni Stadium**. *Guelph Mercury Tribune*. Retrieved from: <http://www.guelphmercury.com/sports-story/6526019-ground-breaks-on-new-football-facility-at-university-of-guelph-s-alumni-stadium/>.

⁵⁹ Midland Mirror Staff. (2016, June 26). **Tay Township breaks ground for new fire station**. *Midland Mirror*. Retrieved from: <http://www.simcoe.com/news-story/6741499-tay-township-breaks-ground-for-new-fire-station/>.

⁶⁰ Gismond, Angela. (2016, June 2). **Headwaters Hospital breaks ground May 26 on major expansion**. *Orangeville Citizen*. Retrieved from: <http://citizen.on.ca/?p=6223>

⁶¹ The Wellington Advertiser. (2016, April 29). **Minto Rural Health Centre set to open on May 4**. *The Wellington Advertiser*. Retrieved from: <http://www.wellingtonadvertiser.com/comments/index.cfm?articleID=30827>.

⁶² Government of Canada Staff. (2016, April 29). **FedDev Ontario Invests in New Product Development and Export Growth for Cambridge Food Manufacturer**. *Government of Canada*. Retrieved from: <http://news.gc.ca/web/article-en.do?nid=1059139&tp=1>.

⁶³ Newsroom Ontario Staff. (2016, May 25). **Ontario Partnering with Kromet International to Create Jobs in Cambridge**. *Newsroom Ontario*. Retrieved from: <https://news.ontario.ca/medt/en/2016/05/ontario-partnering-with-kromet-international-to-create-jobs-in-cambridge.html>.

⁶⁴ Newsroom Ontario Staff. (2016, June 3). **Ontario Partnering with Teutech Industries to Create Jobs in Guelph**. *Newsroom Ontario*. Retrieved from: <https://news.ontario.ca/medt/en/2016/06/ontario-partnering-with-teutech-industries-to-create-jobs-in-guelph.html>.

⁶⁵ Rowe, B. (2016, June 14). **Decast expansion in Utopia could bring dozens of new jobs**. *CTV News Barrie*. Retrieved from: <http://barrie.ctvnews.ca/decast-expansion-in-utopia-could-bring-dozens-of-new-jobs-1.2945827>

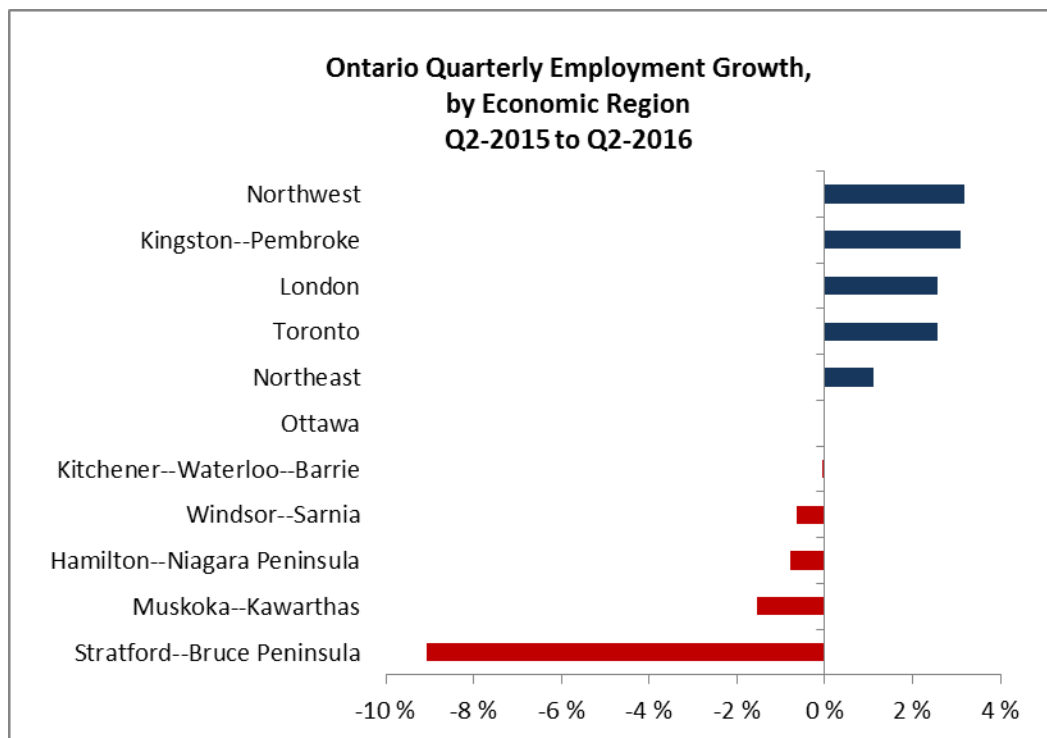
⁶⁶ Philips, A. (2016, May 25). **Stepan closing in Ramara Township**. *Orillia Packet*. Retrieved from: <http://www.orilliapacket.com/2016/05/25/stepan-closing>

Ontario Quarterly Labour Force Statistics, by Economic Region

Seasonally Unadjusted Data	Employment			Unemployment Rate		
	2nd Quarter 2016 ('000)	2nd Quarter 2015 ('000)	Yearly Variation (%)	2nd Quarter 2016 (%)	2nd Quarter 2015 (%)	Yearly Variation (% points)
Ontario	7,047.3	6,965.8	1.2	6.6	6.7	-0.1
Economic Regions						
Ottawa	692.2	692.2	0.0	7.0	6.5	0.5
Kingston--Pembroke	212.7	206.3	3.1	6.1	7.2	-1.1
Muskoka--Kawarthas	166.1	168.7	-1.5	6.3	9.1	-2.8
Toronto	3,408.4	3,323.2	2.6	6.8	7.2	-0.4
Kitchener--Waterloo--Barrie	714.6	715.1	-0.1	5.4	5.3	0.1
Hamilton--Niagara Peninsula	718.0	723.7	-0.8	6.5	5.6	0.9
London	339.2	330.7	2.6	6.2	5.0	1.2
Windsor--Sarnia	303.7	305.7	-0.7	7.0	7.9	-0.9
Stratford--Bruce Peninsula	139.4	153.3	-9.1	4.8	4.5	0.3
Northeast	252.7	249.9	1.1	7.6	7.6	0.0
Northwest	100.2	97.1	3.2	7.2	6.4	0.8

Note: Totals may not add due to rounding

Source: Statistics Canada Labour Force Survey – CANSIM Table 282-0122



Note: In preparing this document, the authors have taken care to provide clients with labour market information that is timely and accurate at the time of publication. Since labour market conditions are dynamic, some of the information presented here may have changed since this document was published. Users are encouraged to also refer to other sources for additional information on the local economy and labour market. Information contained in this document does not necessarily reflect official policies of Employment and Social Development Canada.

Prepared by: Labour Market Information (LMI) Division, Ontario

For further information, please contact the LMI team at: NC-LMI-IMT-GD@hrsdc-rhdcc.gc.ca

For information on the Labour Force Survey, please visit the Statistics Canada Web site at: www.statcan.gc.ca

© Her Majesty the Queen in Right of Canada as represented by Employment and Social Development Canada, 2016, all rights reserved