



# Labour Market Bulletin

Ontario



June 2017

The Quarterly Edition of the Labour Market Bulletin is a look back over the past three months, providing an analysis of quarterly Labour Force Survey results for the province of Ontario, including the regions of Hamilton–Niagara Peninsula, Kingston–Pembroke, Kitchener–Waterloo–Barrie, London, Muskoka–Kawarthas, Northeast, Northwest, Ottawa, Stratford–Bruce Peninsula, Toronto and Windsor–Sarnia.

## OVERVIEW

### Labour Force Trends - Employment rose slightly in Ontario in the second quarter of 2017

- Employment increased by 3,700 in the province in the second quarter of 2017
- Job gains were solely in full-time work (+14,400)
- The unemployment rate inched down to 6.2%

Employment increased by 3,700 in Ontario in the second quarter of 2017. Although this was a smaller gain, it was the third quarter in a row that the province saw positive results. All of the job growth took place in May as both April and June saw a drop in employment. Gains in full-time work (+14,400) offset losses in part-time employment (-10,700) during this three-month period. The employment and participation rates both inched down by 0.2 percentage points over the past quarter as well. For the younger workers, the unemployment rate for youth aged 15 to 24 fell by 2.0 percentage points to 12.8% in the second quarter. This was the first time that the quarterly unemployment rate for youth was below 13.0% since the fourth quarter of 2007.

Employment grew by 72,600 in Canada in the second quarter of 2017. Much of this stemmed from large gains in May and June. British Columbia and Alberta recorded the biggest quarterly increases while most of the regions in the Maritimes saw little change. The national unemployment rate trickled down to 6.5% over this three-month period. The quarterly unemployment rate has trended down since the third quarter of 2016.

Total nonfarm payroll employment surged by 220,000 in the United States in June 2017. This figure topped the prediction of many analysts, which hovered closer to the 179,000 mark.<sup>1</sup> Job gains averaged 194,000 over this three-month period after upward revisions to the April and May numbers. The unemployment rate rose slightly to 4.4% as more people entered the labour force south of the border. The healthcare, and professional and business services sectors performed well. Meanwhile, the automobile industry continued to lag as motor vehicle sales slowed causing some automakers to adjust production.

<sup>1</sup> Mutikani, L. (2017, July 07). U.S. job growth accelerates in June, wages continue to lag. *Reuters*. Retrieved from <https://www.reuters.com/article/us-usa-economy-idUSKBN19S0GR>

Employment grew by 82,500 in Ontario between the second quarters of 2016 and 2017. Most of the job gains were in full-time work, which jumped by 77,500. The unemployment rate edged down and the participation rate fell slightly over this period.

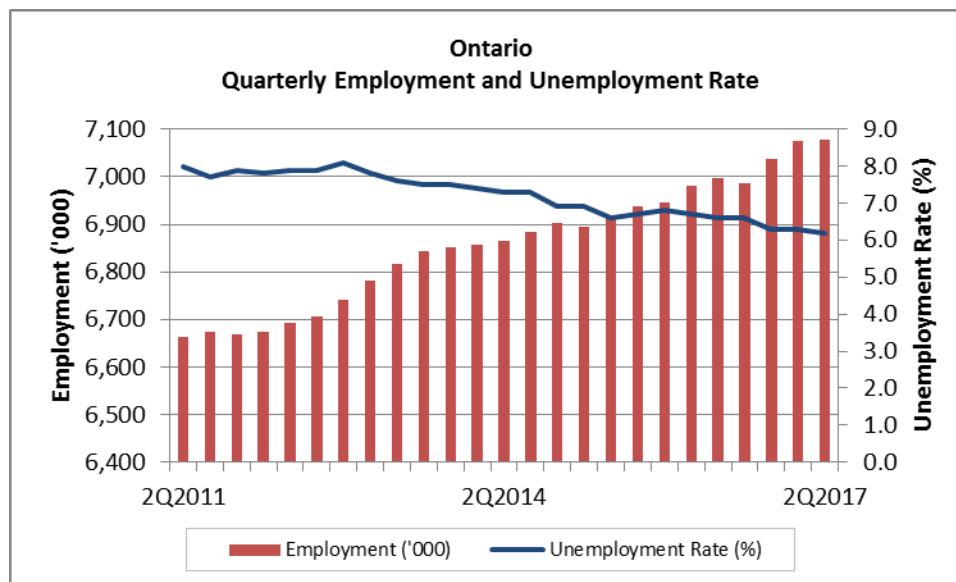
Throughout the summer months, Statistics Canada collects labour market data on youth aged 15 to 24 who attended school full-time in March and who plan to return to school full-time in autumn.<sup>2</sup> Between June 2016 and June 2017, student summer employment decreased by 17,200 in the province. The unemployment rate for returning students rose by more than 2.0 percentage points to 15.9%. There were fewer returning students in the labour force in June 2017. This could suggest that a larger number of students continued their studies into the summer months or that some students opted not to work. Across Canada, the student unemployment rate was 14.2% in June 2017.

### Ontario Quarterly Labour Force Statistics

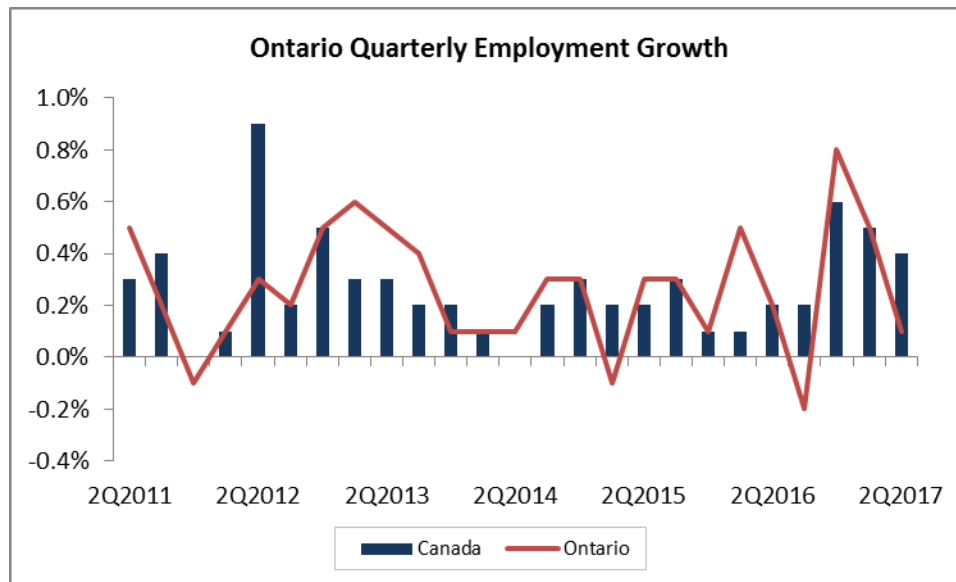
Seasonally Adjusted Quarterly Data	2nd Quarter 2017	1st Quarter 2017	2nd Quarter 2016	Quarterly Variation		Yearly Variation	
				Number	%	Number	%
<b>Population 15 + ('000)</b>	11,658.1	11,616.0	11,501.7	42.1	0.4	156.4	1.4
<b>Labour Force ('000)</b>	7,548.2	7,553.4	7,490.7	-5.2	-0.1	57.5	0.8
<b>Employment ('000)</b>	7,078.2	7,074.5	6,995.7	3.7	0.1	82.5	1.2
Full-Time ('000)	5,749.0	5,734.6	5,671.5	14.4	0.3	77.5	1.4
Part-Time ('000)	1,329.2	1,339.9	1,324.2	-10.7	-0.8	5.0	0.4
<b>Unemployment ('000)</b>	470.0	478.9	495.0	-8.9	-1.9	-25.0	-5.1
<b>Unemployment Rate (%)</b>	6.2	6.3	6.6	-0.1	-	-0.4	-
<b>Participation Rate (%)</b>	64.8	65.0	65.1	-0.2	-	-0.3	-
<b>Employment Rate (%)</b>	60.7	60.9	60.8	-0.2	-	-0.1	-

Note: Totals may not add due to rounding

Source: Statistics Canada Labour Force Survey – CANSIM Table 282-0087



<sup>2</sup> Statistics Canada. Table cansim - Labour force survey estimates (LFS), by students during summer months, sex and age group, unadjusted for seasonality, monthly (persons unless otherwise noted), CANSIM (database). (2017, July 07)



### Ontario Quarterly Unemployment Rates, by Gender and Age

Seasonally Adjusted Data	2nd Quarter 2017 (%)	1st Quarter 2017 (%)	2nd Quarter 2016 (%)	Quarterly Variation (% points)	Yearly Variation (% points)
	<b>Total</b>	6.2	6.3	6.6	-0.1
<b>25 years and over</b>	5.1	4.9	5.4	0.2	-0.3
Men - 25 years and over	5.2	4.7	5.4	0.5	-0.2
Women - 25 years and over	5.1	5.1	5.3	0.0	-0.2
<b>15 to 24 years</b>	12.8	14.8	14.0	-2.0	-1.2
Men - 15 to 24 years	14.3	15.3	16.0	-1.0	-1.7
Women - 15 to 24 years	11.3	14.2	11.9	-2.9	-0.6

Source: Statistics Canada Labour Force Survey – CANSIM Table 282-0087

### A look at labour market conditions for Ontario's Indigenous Peoples

Indigenous peoples that lived off reserve made up 2.1% of Ontario's total population in June 2017. While employment of Indigenous peoples increased by 1,400 between the second quarters of 2016 and 2017, other figures pointed to weaker conditions. The unemployment rate for Indigenous peoples rose by 0.7 percentage points to 11.3% compared to 6.1% for the non-Indigenous population. Further, the participation rate for the Indigenous population dropped to 60.3%, as fewer people were active in the labour market.

Over the past quarter, there were a few positive announcements targeted towards the Indigenous community. The Government of Ontario will invest \$56M in Aboriginal Institutes over the next three years to expand post-secondary and training opportunities.<sup>3</sup> The Canadian Institutes of Health Research announced that it would invest \$8M to create a cross-country mentorship network to support Indigenous participation in this field.<sup>4</sup> In

<sup>3</sup> Ontario Newsroom. (2017, June 07). More Educational Opportunities for Indigenous Students. *Government of Ontario*. Retrieved from <https://news.ontario.ca/maesd/en/2017/06/more-educational-opportunities-for-indigenous-students.html>

<sup>4</sup> Canada NewsWire. (2017, June 28). Supporting the next generation of Indigenous health researchers. *CWN Group Ltd*. Retrieved from <http://www.newswire.ca/news-releases/supporting-the-next-generation-of-indigenous-health-researchers-631295353.html>

addition, the Laborers' International Union of North America signed a pact with the Assembly of First Nations to help create more opportunities for Indigenous peoples in the construction industry across Canada.<sup>5</sup>

### Ontario - Labour Market Indicators for Indigenous People

3-month moving averages Seasonally unadjusted data	Indigenous		Yearly variation (Indigenous)		Non-Indigenous		Yearly variation (non-Indigenous)	
	Q2 2017	Q2 2016	number	%	Q2 2017	Q2 2016	number	%
Population 15 + ('000)	244.8	232.7	12.1	5.2%	11,413.6	11,268.9	144.7	1.3%
Labour Force ('000)	147.5	144.7	2.8	1.9%	7,453.0	7,394.6	58.4	0.8%
Employment ('000)	130.8	129.4	1.4	1.1%	6,996.3	6,912.1	84.2	1.2%
Full-Time ('000)	101.0	100.1	0.9	0.9%	5,695.6	5,616.9	78.7	1.4%
Part-Time ('000)	29.8	29.3	0.5	1.7%	1,300.7	1,295.2	5.5	0.4%
Unemployment ('000)	16.6	15.3	1.3	8.5%	456.8	482.5	-25.7	-5.3%
Unemployment Rate (%)	11.3	10.6	0.7	-	6.1	6.5	-0.4	-
Participation Rate (%)	60.3	62.2	-1.9	-	65.3	65.6	-0.3	-
Employment Rate (%)	53.5	55.6	-2.1	-	61.3	61.3	0.0	-

Notes: The Labour Force Survey excludes those living on-reserve.

Estimates are based on three-month moving averages.

Totals may not add due to rounding.

Totals may be different from other tables due to adjustments done to indigenous statistics in the Labour Force Survey.

Source: Statistics Canada Labour Force Survey - ESDC custom table.

## EMPLOYMENT BY INDUSTRY

### Employment in the goods-producing sector decreased in the second quarter of 2017

Employment in Ontario's goods-producing sector fell by 4,300 in the second quarter of 2017. Employment losses in construction (-8,500), agriculture (-4,200) and utilities (-3,900) outweighed strong gains in manufacturing (+11,000).

The manufacturing industry accounted for 10.9% of total employment in Ontario in June 2017, an increase of 0.3 percentage points over the past year. Though the Canadian Manufacturing Purchasing Managers' Index (PMI) fell slightly in June, Ontario was the top performing region for new manufacturing export sales.<sup>6</sup> There were some notable expansion announcements in the industry as of late. GOSS global will open an automotive parts plant in London in 2018 and will hire 50 workers.<sup>7</sup> Bropak Inc. plans to add up to seven staff this year and more than 50 over the next five to seven years at its plastics and paper products facility in Brantford.<sup>8</sup> Pan-

<sup>5</sup> Hunter, J. (2017, June 11). Construction union, Assembly of First Nations sign pact to promote Indigenous workforce. *The Globe and Mail*. Retrieved from <https://www.theglobeandmail.com/news/british-columbia/construction-union-assembly-of-first-nations-sign-pact-to-promote-indigenous-work-force/article35281190/>

<sup>6</sup> IHS Markit. (2017, July 04). Markit Canada Manufacturing PMI. *IHS Markit*. Retrieved from <https://www.markiteconomics.com/Survey/PressRelease.mvc/2cc0cf4fab3642d491053ef3dfbd3ccf>

<sup>7</sup> De Bono, N. (2017, June 29). City snatches 50-job auto plant from Mexico. *London Free Press*. Retrieved from <http://www.lfpress.com/2017/06/28/city-snatches-50-job-auto-plant-from-mexico>

<sup>8</sup> Gray, V. (2017, June 13). Brantford welcomes a new plastics manufacturer. *Brant News*. Retrieved from <https://www.brantnews.com/news-story/7367585-brantford-welcomes-a-new-plastics-manufacturer/>

Oston Ltd. will create 35 jobs at its retail furniture and fixtures plant in Peterborough.<sup>9</sup> Moreover, S2GBioChem announced that it would build a \$20M biorefinery in Sarnia, which will create 13 jobs.<sup>10</sup>

Employment in Ontario's construction industry slowed in the second quarter of 2017. Residential activity softened throughout the Greater Golden Horseshoe (GGH) region. In April, the provincial government introduced legislation aimed at curbing foreign speculation on real estate in the GGH area. Home sales were down by 37.3% year-over-year in the Greater Toronto Area in June 2017.<sup>11</sup> The dip in the resale market may be spilling over into the new home market as total housing starts trended lower in the Toronto Census Metropolitan Area as well.<sup>12</sup> May was the first month that single-detached starts did not follow an upward trend since September 2016. Overall, housing starts were 27.0% lower in Ontario in May 2017 compared to the previous month.<sup>13</sup>

Non-residential activity remained stronger in Ontario, with several announcements at the forefront. The Government of Canada, the Government of Ontario, and the City of Toronto announced joint funding of \$1.2B towards the Port Lands Flood Protection project set to take place over the next seven years.<sup>14</sup> Construction started on Peel Region's \$200M water and sewer upgrade in Mississauga City Centre.<sup>15</sup> In addition, the Laborers' International Union of North America Local 625 hosted job fairs in Windsor, Leamington, and Chatham, to recruit up to 500 skilled trade workers.<sup>16</sup>

Despite employment gains in forestry, fishing, mining, quarrying, oil and gas, the announcement of countervailing duties on Canadian lumber exports to the United States weighed down on the industry. The duties range between 3.0% and 24.1%, with several companies subject to duties of 19.9%.<sup>17</sup> Though there are signs that some producers anticipated the duty hike, its impact on employment in the forestry, wood product, and pulp and paper manufacturing industries is unknown. In late June 2017, the United States announced extra

<sup>9</sup> Peterborough Examiner Staff. (2017, June 10). Federal grant of \$100K to boost local jobs at Pan-Oston Ltd. in Peterborough. *Peterborough Examiner*. Retrieved from <http://www.thepeterboroughexaminer.com/2017/06/09/federal-grant-of-100k-to-boost-local-jobs-at-pan-osten-ltd-in-peterborough>

<sup>10</sup> Cleantech Canada Staff. (2017, June 20). Canadian cleantech firm plans to build \$20M Sarnia, Ont. biorefinery. *Canadian Manufacturing*. Retrieved from <http://www.canadianmanufacturing.com/sustainability/canadian-cleantech-firm-plans-build-20m-sarnia-ont-biorefinery-195847/>

<sup>11</sup> Toronto Real Estate Board Staff. (2017, July 06). TREB Member REALTORS® Release Monthly Market Report, Forecast Update and New IPSOS Consumer Survey. *Toronto Real Estate Board*. Retrieved from [http://www.trebhome.com/market\\_news/release\\_market\\_updates/news2017/nr\\_market\\_watch\\_0617.htm](http://www.trebhome.com/market_news/release_market_updates/news2017/nr_market_watch_0617.htm)

<sup>12</sup> CMHC Staff. (2017, June 08). Canadian housing starts trend increased in May. *Canada Mortgage and Housing Corporation*. Retrieved from <https://www.cmhc-schl.gc.ca/en/corp/nero/nere/2017/2017-06-08-0816.cfm>

<sup>13</sup> Statistics Canada. (2017, June 20). CANSIM Table 027-0054, Canada Mortgage and Housing Corporation, housing starts all areas. *Statistics Canada*. Retrieved from <http://www5.statcan.gc.ca/cansim/a26?id=0270054>

<sup>14</sup> Office of the Premier. (2017, June 28). Governments of Canada, Ontario and Toronto announce funding to protect and transform Toronto's Port Lands. *Ontario Newsroom*. Retrieved from <https://news.ontario.ca/opo/en/2017/06/governments-of-canada-ontario-and-toronto-announce-funding-to-protect-and-transform-torontos-port-la.html>

<sup>15</sup> Williams, R. (2017, June 14). Region embarks on \$200 million infrastructure project in Mississauga City Centre. *Mississauga News*. Retrieved from <https://www.mississauga.com/news-story/7372182-region-embarks-on-200-million-infrastructure-project-in-mississauga-city-centre/>

<sup>16</sup> Loiselle, A. (2017, June 07). 500 Skilled Trades Workers Needed For Construction Boom. *Blackburn News*. Retrieved from <http://blackburnnews.com/windsor/windsor-news/2017/06/07/500-skilled-trades-workers-needed-construction-boom/>

<sup>17</sup> McGregor, J. (2017, April 24). U.S. imposes preliminary duties up to 24% on 'subsidized' Canadian softwood lumber. *CBC News*. Retrieved from <http://www.cbc.ca/news/politics/wilbur-ross-softwood-tariff-1.4083968>

duties on Canadian lumber exports as part of anti-dumping measures. These additional duties range from 4.6% to 7.7%, with many companies subject to duties of 6.9%.<sup>18</sup>

Employment in the goods-producing sector grew by 9,800 between the second quarters of 2016 and 2017. The strongest annual quarterly gain was in manufacturing (+21,200), although this was tempered by losses in agriculture (-11,700) and utilities (-2,900).

### **Employment in the services-producing sector increased in the second quarter of 2017**

The services-producing sector saw an employment gain of 8,000 in the second quarter of 2017. The largest increases were in professional, scientific and technical services (+28,500) and trade (+27,400). The greatest losses were in information, culture and recreation (-20,200), finance, insurance, real estate and leasing (-18,300), and accommodation and food services (-17,300).

The retail trade industry continued to see a mixture of announcements due to fierce competition and ever-changing tastes. Sears Canada Inc. announced that it would lay off 2,900 staff and close 59 stores across Canada, 16 of which will be in Ontario.<sup>19</sup> Hudson's Bay Company stated that it would cut 2,000 staff across North America by the end of fiscal 2018, including as many as 200 employees from its Brampton head office.<sup>20</sup> Lululemon Athletica Inc. also announced that it would close 40 Ivviva stores.<sup>21</sup> In contrast, Amazon Canada announced that it would hire an additional 200 workers at its Toronto office to bolster its Internet technology. The company is looking to fill positions such as software developers, engineers, programmers, and marketing and human resources professionals.<sup>22</sup>

There were a number of significant hiring rounds at some of Ontario's school boards. Waterloo Region's public and Catholic school boards announced that it would hire an additional 278 employees, including 169 teachers, for the upcoming academic year.<sup>23</sup> The Hamilton-Wentworth District School Board will hire 133 staff this fall, including 75 elementary teachers, 33 educational assistants, 25 early child educators, 3 vice-principals and 10

---

<sup>18</sup> Canadian Design & Construction Report Staff. (2017, July 06). US approves additional punitive softwood lumber anti-dumping duties (total reaching 26.75%). *Canadian Design & Construction Report*. Retrieved from <http://www.cadcr.com/us-approves-additional-punitive-softwood-lumber-anti-dumping-duties-total-reaching-26-75/>

<sup>19</sup> Evans, P. (2017, June 22). Sears Canada to close 59 stores, lay off 2,900 in restructuring. *CBC News*. Retrieved from <http://www.cbc.ca/news/business/sears-canada-ccaa-1.4172736>

<sup>20</sup> Nguyen, L. and Hodges, D. (2017, June 08). Hudson's Bay cutting 2,000 positions in North America. *Toronto Star*. Retrieved from <https://www.thestar.com/business/2017/06/08/hudsons-bay-announces-it-is-eliminating-2000-positions.html>

<sup>21</sup> Korstrom, G. (2017, June 01). Lululemon to close 40 Ivviva stores; shares surge. *Business in Vancouver*. Retrieved from <https://www.biv.com/article/2017/6/lululemon-close-40-ivviva-stores-shares-surge/>

<sup>22</sup> The Canadian Press Staff. (2017, June 20). Amazon Canada to hire additional 200 workers at Toronto office. *The Canadian Press*. Retrieved from <http://www.680news.com/2017/06/20/amazon-canada-hire-additional-200-workers-toronto-office/>

<sup>23</sup> Outhit, J. (2017, June 20). Regional schools to hire 169 teachers. *Waterloo Region Record*. Retrieved from <https://www.therecord.com/news-story/7380846-regional-schools-to-hire-169-teachers/>

caretakers.<sup>24</sup> Further, the Greater Essex County District School Board expects to add 35 elementary school teachers and 19 secondary school teachers due to a rise in enrollment.<sup>25</sup>

Since the second quarter of 2016, employment in the services-producing sector increased by 72,800. Industry gains were strongest in health care and social assistance (+35,500) and professional, scientific and technical services (+32,300). Meanwhile, losses were sharpest in information, culture and recreation (-20,700) and accommodation and food services (-13,100).

### Ontario Quarterly Labour Force Statistics, by Industry

Seasonally Adjusted Data ('000)	2nd Quarter	1st Quarter	2nd Quarter	Quarterly Variation		Yearly Variation	
	2017	2017	2016	Number	%	Number	%
<b>Total employed, all industries</b>	7,078.2	7,074.5	6,995.7	3.7	0.1	82.5	1.2
<b>Goods-producing sector</b>	1,421.5	1,425.8	1,411.7	-4.3	-0.3	9.8	0.7
Agriculture	67.4	71.6	79.1	-4.2	-5.9	-11.7	-14.8
Forestry, fishing, mining, quarrying, oil and gas	35.5	34.1	36.2	1.4	4.1	-0.7	-1.9
Utilities	45.8	49.7	48.7	-3.9	-7.8	-2.9	-6.0
Construction	502.4	510.9	498.5	-8.5	-1.7	3.9	0.8
Manufacturing	770.4	759.4	749.2	11.0	1.4	21.2	2.8
<b>Services-producing sector</b>	5,656.8	5,648.8	5,584.0	8.0	0.1	72.8	1.3
Trade	1,057.9	1,030.5	1,035.2	27.4	2.7	22.7	2.2
Transportation and warehousing	337.4	326.4	328.5	11.0	3.4	8.9	2.7
Finance, insurance, real estate and leasing	553.8	572.1	555.0	-18.3	-3.2	-1.2	-0.2
Professional, scientific and technical services	630.0	601.5	597.7	28.5	4.7	32.3	5.4
Business, building and other support services	322.7	326.8	323.4	-4.1	-1.3	-0.7	-0.2
Educational services	501.6	498.2	504.0	3.4	0.7	-2.4	-0.5
Health care and social assistance	871.0	865.0	835.5	6.0	0.7	35.5	4.2
Information, culture and recreation	294.7	314.9	315.4	-20.2	-6.4	-20.7	-6.6
Accommodation and food services	444.6	461.9	457.7	-17.3	-3.7	-13.1	-2.9
Other services	273.8	279.5	277.0	-5.7	-2.0	-3.2	-1.2
Public administration	369.3	371.8	354.5	-2.5	-0.7	14.8	4.2

Note: Totals may not add due to rounding

Source: Statistics Canada Labour Force Survey – CANSIM Table 282-0088

## REGIONAL ANALYSIS

### Toronto led employment gains in the second quarter of 2017

The **Toronto** economic region produced the highest gains in employment between the second quarters of 2016 and 2017, with an increase of 34,200 (measured on a year-over-year, seasonally unadjusted basis). The area has been at the forefront of employment growth throughout the year. A greater number of individuals

<sup>24</sup> Leitner, R. (2017, June 22). Hamilton school board adds 133 staff amid enrolment dip. *Hamilton Mountain News*. Retrieved from <https://www.hamiltonnews.com/news-story/7376771-hamilton-school-board-adds-133-staff-amid-enrolment-dip/>

<sup>25</sup> Waddell, D. (2017, June 20). Public board expects to hire 54 teachers to meet enrolment growth. *Windsor Star*. Retrieved from <http://windsorstar.com/news/local-news/public-board-expects-to-hire-54-teachers-to-meet-enrolment-growth>

participated in the labour market in the second quarter, which could suggest growing confidence among residents. Toronto's retail trade industry saw a lot of activity in the second quarter of 2017. Several grocery stores,<sup>26,27</sup> luxury-goods locations,<sup>28,29</sup> and retail chains<sup>30,31</sup> opened or plan to launch in the coming months. A number of restaurants also expect to open across the region.<sup>32,33</sup>

The **Hamilton–Niagara Peninsula** economic region was just behind Toronto with an employment gain of 31,500 over the same quarterly period. The unemployment rate dropped by a full 1.1 percentage points, as more people joined the workforce in both full-time and part-time work. A push in employment came from the construction industry where several projects broke ground in the area,<sup>34,35,36</sup> as well as from some developments in the manufacturing sector.<sup>37,38,39</sup> This included an investment of \$27M by Maricann Group Inc. in its medical marijuana production facility in Langton.<sup>40</sup> The company is preparing for additional demand for its legalized product in a year's time.

The **Kitchener–Waterloo–Barrie** economic region also produced strong gains in employment of 21,600. Advances were entirely in full-time work (+38,300), as part-time employment decreased (-16,700). Positive news in the construction industry helped boost the local labour market in the second quarter of 2017. Construction started on several projects throughout the region including a major expansion at Horseshoe

<sup>26</sup> Bayside News. (2017, April 26). Grand opening of Whole Foods - Leaside. *Bayside News*. Retrieved from <http://bayview-news.com/2017/04/first-look-grand-opening-of-whole-foods-leaside.html>

<sup>27</sup> Etobicoke Guardian. (2017, June 01). Farm Boy grocery chain to open first Toronto store in Etobicoke. *InsideToronto.com*. Retrieved from <https://www.insidetoronto.com/news-story/7347976-farm-boy-grocery-chain-to-open-first-toronto-store-in-etobicoke/>

<sup>28</sup> Retail Insider. (2017, May 17). APM Monaco to Open 1st Canadian Store. *Retail-Insider.com*. Retrieved from <http://www.retail-insider.com/retail-insider/2017/5/apm-monaco>

<sup>29</sup> Retail Insider. (2017, June 15). Van Cleef & Arpels Opens 1st Freestanding Canadian Boutique. *Retail-Insider.com*. Retrieved from <http://www.retail-insider.com/retail-insider/2017/6/van-cleef-arpels-yorkdale>

<sup>30</sup> Cision. (2017, April 7). Footaction Opens Flagship Store In Toronto Eaton Centre. *Newswire.ca*. Retrieved from <http://www.newswire.ca/news-releases/footaction-opens-flagship-store-in-toronto-eaton-centre-618647493.html>

<sup>31</sup> Retail Insider. (2017, April 21). Sleep Country Continues Expanding in Ontario. *Retail-Insider.com*. Retrieved from <http://www.newswire.ca/news-releases/sleep-country-continues-expanding-in-ontario-620073213.html>

<sup>32</sup> Fleming, R. (2017, April 12). Canada's first Cheesecake Factory is opening in Toronto. *Toronto Life*. Retrieved from <http://torontolife.com/food/canadas-first-the-cheesecake-factory-opening-in-toronto-yorkdale-mall/>

<sup>33</sup> Shinuda, J. (2017, April 22). New Opening: Popular Mississauga Bar Opens Second Location. *Insauga*. Retrieved from <https://www.insauga.com/new-opening-popular-mississauga-bar-opens-second-location>

<sup>34</sup> Werner, K. (2017, April 03). Hamilton east residents prepare for \$330-million construction project at Woodward Avenue treatment plan. *Stoney Creek News*. Retrieved from <https://www.hamiltonnews.com/news-story/7221139-hamilton-east-residents-prepare-for-330-million-construction-project-at-woodward-avenue-treatment-plan/>

<sup>35</sup> Heck, A. (2017, June 09). Phelps Homes breaks ground on Smithville development. *Grimsby Lincoln News*. Retrieved from <https://www.niagarathisweek.com/news-story/7363534-phelps-homes-breaks-ground-on-smithville-development/>

<sup>36</sup> Burt, T. (2017, June 19). Library project will provide 'new life'. *Brantford Expositor*. Retrieved from <http://www.brantfordexpositor.ca/2017/06/19/library-project-will-provide-new-life>

<sup>37</sup> Sonnenberg, M. (2017, April 12). \$35M investment will double manufacturing floor area at Titan Trailers. *Simcoe Reformer*. Retrieved from <http://www.delhinewsrecord.com/2017/04/12/35m-investment-will-double-manufacturing-floor-area-at-titan-trailers>

<sup>38</sup> Ruby, M. (2017, April 26). Mitsui plans to grow. *Brantford Expositor*. Retrieved from <http://www.brantfordexpositor.ca/2017/04/26/mitsui-plans-to-grow>

<sup>39</sup> Toms, C. (2017, May 28). Tulsar Controls finds new home in the county. *Brant News*. Retrieved from <https://www.brantnews.com/news-story/7337027-tulsar-controls-finds-new-home-in-the-county/>

<sup>40</sup> Sonnenberg, M. (2017, May 25). Major expansion underway at Langton marijuana operation. *Simcoe Reformer*. Retrieved from <http://www.tillsonburgnews.com/2017/05/25/major-expansion-underway-at-langton-marijuana-operation>



Resort,<sup>41</sup> a new nursing centre,<sup>42</sup> and a research and development facility by Huron Digital Pathology.<sup>43</sup> Further, almost \$20M worth of additional contracts came out this quarter, which should keep work in the pipeline in the near term.<sup>44,45,46</sup> Outside of construction, there was a large hiring announcement in the area. MedReleaf Corp., a licensed medical marijuana producer, stated that it plans to hire 250 full-time and 100 part-time employees heading into the summer.<sup>47</sup>

Employment in the **Muskoka–Kawarthas** economic region grew by 13,700 between the second quarters of 2016 and 2017. The unemployment rate rose by 0.5 percentage points as more people searched for work. This may be because of a spike in job seekers looking for summer employment in Ontario's cottage country.

Employment increased in the **Northwest, Ottawa** and **Stratford–Bruce Peninsula** economic regions as well.

### Employment decreased in four economic regions in the second quarter of 2017

The largest drop in employment occurred in the **Kingston–Pembroke** economic region between the second quarters of 2016 and 2017. Losses in employment were entirely in part-time work. The unemployment rate also rose by 0.6 percentage points to 6.7%. Lavern Heideman & Sons Limited announced that it would close its lumberyard in Pembroke and invest \$16.9M in its Eganville-area sawmill. The news left mixed reviews since the company will eliminate 15 lumber piling jobs, but add positions in processing and packaging.<sup>48</sup>

**Windsor–Sarnia** posted an employment decline of 8,400 over the term as well. The losses were entirely in full-time work. The unemployment rate fell by 0.7 percentage points as fewer people participated in the labour force. The health care and social assistance industry received some bad news with the closure of the Sonshine Day Care Centre<sup>49</sup> and downsizing at Chatham-Kent Health Alliance.<sup>50</sup> However, several restaurants opened in

<sup>41</sup> Rowe, B. (2017, May 26). Major expansion at Horseshoe Resort includes man-made lake. *CTV News Barrie*. Retrieved from <http://barrie.ctvnews.ca/major-expansion-at-horseshoe-resort-includes-man-made-lake-1.3431269>

<sup>42</sup> Wilson, M. (2017, May 24). Sod turned at new site of Saugeen Valley Nursing Center in Mount Forest. *Mount Forest Confederate*. Retrieved from <https://www.southwesternontario.ca/news-story/7331877-sod-turned-at-new-site-of-saugeen-valley-nursing-center-in-mount-forest/>

<sup>43</sup> Exchange. (2017, June 29). Huron breaks ground on new R&D and Manufacturing facility. *Exchange Magazine*. Retrieved from <http://www.exchangemagazine.com/2017/week26/Thursday/1706294.htm>

<sup>44</sup> RVH. (2017, May 03). RVH's Child and Youth Mental Health Program Moves Forward. *Royal Victoria Regional Health Centre*. Retrieved from <https://www.rvh.on.ca/SiteAssets/SitePages/newsroom/2017-05-03%20RVH%20awards%20Child%20and%20Youth%20mental%20health%20construction%20contract.pdf>

<sup>45</sup> Halliday, C. (2017, May 15). Dufferin County awards \$6.1M social housing construction contract to Woodbridge firm. *Orangeville Banner*. Retrieved from <https://www.orangeville.com/news-story/7315572-dufferin-county-awards-6-1m-social-housing-construction-contract-to-woodbridge-firm/>

<sup>46</sup> Government of Canada. (2017, June 26). Governments of Canada and Ontario Celebrate Affordable Housing in Waterloo Region. *Ministry of Housing*. Retrieved from <https://news.ontario.ca/mho/en/2017/06/governments-of-canada-and-ontario-celebrate-affordable-housing-in-waterloo-region.html>

<sup>47</sup> Bartholet, B. (2017, April 11). Bradford's MedReleaf scheduled to host career fairs May 6 and 10. *Bradford West Gwillimbury Topic*. Retrieved from <https://www.simcoe.com/news-story/7235271-bradford-s-medreleaf-scheduled-to-host-career-fairs-may-6-and-10/>

<sup>48</sup> Chase, S. (2017, May 04). Eganville mill making \$16 million expansion. *The Daily Observer*. Retrieved from <http://www.thedailyobserver.ca/2017/05/04/eganville-mill-making-16-million-expansion>

<sup>49</sup> CTV Windsor. (2017, April 06). New operator for Belle River daycare, second location to close. *CTV Windsor*. Retrieved from <http://windsor.ctvnews.ca/new-operator-for-belle-river-daycare-second-location-to-close-1.3357997>

<sup>50</sup> Cowan, S. (2017, June 27). CKHA Makes Significant Staff Cuts. *BlackburnNews.com*. Retrieved from <http://blackburnnews.com/chatham/chatham-news/2017/06/27/ckha-makes-significant-staff-cuts/>

the region during the quarter,<sup>51,52,53</sup> which may help revive job opportunities in accommodations and food services.

The **Northeast** and **London** economic regions also saw employment losses of 4,900 and 1,200 between the second quarters of 2016 and 2017.

### Ontario Quarterly Labour Force Statistics, by Economic Region

Seasonally Unadjusted Data	Employment			Unemployment Rate		
	2nd Quarter 2017 ('000)	2nd Quarter 2016 ('000)	Yearly Variation (%)	2nd Quarter 2017 (%)	2nd Quarter 2016 (%)	Yearly Variation (% points)
<b>Ontario</b>	7,129.6	7,047.3	1.2	6.2	6.6	-0.4
<b>Economic Regions</b>						
Ottawa	693.5	692.2	0.2	6.3	7.0	-0.7
Kingston--Pembroke	204.1	212.7	-4.0	6.7	6.1	0.6
Muskoka--Kawartha	179.8	166.1	8.2	6.8	6.3	0.5
Toronto	3,442.6	3,408.4	1.0	6.7	6.8	-0.1
Kitchener--Waterloo--Barrie	736.2	714.6	3.0	5.3	5.4	-0.1
Hamilton--Niagara Peninsula	749.5	718.0	4.4	5.4	6.5	-1.1
London	338.0	339.2	-0.4	5.6	6.2	-0.6
Windsor--Sarnia	295.3	303.7	-2.8	6.3	7.0	-0.7
Stratford--Bruce Peninsula	139.6	139.4	0.1	3.5	4.8	-1.3
Northeast	247.8	252.7	-1.9	6.6	7.6	-1.0
Northwest	103.2	100.2	3.0	5.3	7.2	-1.9

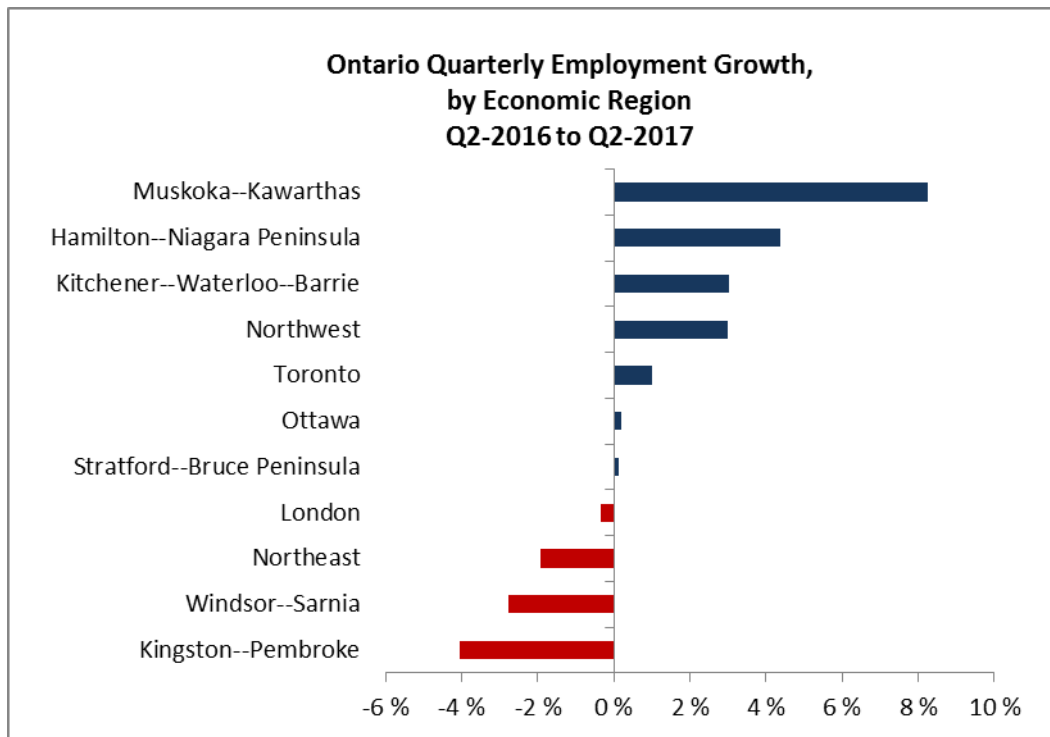
Note: Totals may not add due to rounding

Source: Statistics Canada Labour Force Survey – CANSIM Table 282-0122

<sup>51</sup> Dobson, C. (2017, April 04). Bad Dog puts the bite on new downtown location. *The Sarnia Journal*. Retrieved from <http://thesarniajournal.ca/bad-dog-puts-the-bite-on-new-downtown-location/>

<sup>52</sup> Thorne, L. (2017, April 18). Tim Hortons to Open in Caesars Windsor. *City News*. Retrieved from <http://windsorite.ca/2017/04/tim-hortons-to-open-in-caesars-windsor/>

<sup>53</sup> Battagello, D. (2017, May 08). Rebirth of Windsor's famed Hi-Ho restaurants on horizon. *Windsor Star*. Retrieved from <http://windsorstar.com/news/local-news/rebirth-of-famed-hi-ho-restaurants-on-horizon>



**Note:** In preparing this document, the authors have taken care to provide clients with labour market information that is timely and accurate at the time of publication. Since labour market conditions are dynamic, some of the information presented here may have changed since this document was published. Users are encouraged to also refer to other sources for additional information on the local economy and labour market. Information contained in this document does not necessarily reflect official policies of Employment and Social Development Canada.

**Prepared by:** Labour Market and Socio-economic Information (LMSI) Directorate, Ontario

**For further information,** please contact the LMI team at: [NC-LMI-IMT-GD@hrsdcc-rhdcc.gc.ca](mailto:NC-LMI-IMT-GD@hrsdcc-rhdcc.gc.ca)

**For information on the Labour Force Survey,** please visit the Statistics Canada Web site at: [www.statcan.gc.ca](http://www.statcan.gc.ca)

© Her Majesty the Queen in Right of Canada as represented by Employment and Social Development Canada, 2017, all rights reserved