



C. 3

Canada Parliament

Sessional Papers





SESSIONAL PAPERS

VOLUME 2



FIRST SESSION OF THE THIRTEENTH PARLIAMENT

OF THE

DOMINION OF CANADA

SESSION 1918



VOLUME LIII.



1091396

TO THE

OF THE

FIRST SESSION, THIRTEENTH PARLIAMENT, 1918.

Davies, Wm., and Matthews-Blackwell, Ltd.—Report of Commission <i>re</i>	129
Dominion Lands— Orders in Council <i>re</i>	71
“ “ reservation of, for “ “	73
Soldiers' Settlement	119
Dominion Steel Corporation, Ltd., <i>re</i> contract for steel in construction of ships.	103
Dominion Publicity Committee—Statement <i>re</i> expenditure of, in connection Victory Loan	131
Dominion Executive Committee of Canada—Report of Chairman of, <i>re</i> Victory Loan	131a
Dundalk, <i>Herald</i> , <i>Flesherton Advance</i> , <i>Markdale Standard</i> , etc., monies paid to, in 1917	127

E

Editorial Committee on printing—Order in Council <i>re</i> establishment of.	58a
Editorial Committee on printing—Annual Report of—1917 to part of 1918.	58
Election, General—Return of 1917.	18
Engineers Training Depot—St. Johns, P.Q., names of officers, etc.	70
Estimates year ending March 31, 1919.	3
“ Supplementary ending March 31, 1918.	4
“ Supplementary ending March 31, 1919.	5
Experimental Farms—Report of, 1917.	16
External Affairs—Report of, 1917.	33

F

Families of deceased soldiers receiving pensions, etc.	162
Farm tractors, etc.—Order in Council, reports, etc.	95
Food Controller—Report of, 1918.	56a
“ “ Order in Council creating, etc.	56
“ “ Order in Council, expenses of Dept. of—salaries, etc.	56e
“ “ Order in Council, number and names of staff—salaries, etc.	56c
“ “ Order in Council, <i>re</i> creating of.	56d
“ “ Order in Council, <i>re</i> department controlling same.	56b
Foodstuffs ordered to be destroyed in past year—in Winnipeg, Hamilton, Toronto, Ottawa and Montreal.	144
Foodstuffs ordered to be destroyed in Toronto in April, 1918.	145
Forest Reserves and Parks Act—Orders in Council, <i>re</i>	72
Fordson Tractors—Report <i>re</i> purchase of, etc., by Government.	163
Fuel Controller—Order in Council relating to appointment of, etc.	57

G

Game birds—migratory, non-game birds, migratory, etc., Order in Council, No. 871 <i>re</i> protection of.	138
Geographic Board—Report of year 1917.	25d
Georgian Bay Canal Commission—Interim Report No. 2.	141
Georgian Bay Canal Commission—Interim Report No. 3.	142
Geological Survey—Report of—year 1917.	26
Globe, Toronto, and <i>Devoir</i> , Montreal—amounts paid to years, 1915-16-17-18.	154
Globe, Toronto, and Toronto <i>Star</i> —amounts paid to between Jan., 1917 and April, 1918.	159
Governor General's Warrants.	60

H

Halifax Pilotage System—Report of Royal Commission to inquire into.	99
Halifax Relief Commission— <i>re</i> appointment of.	49
Halifax, Report of Halifax Relief Commission.	49
Hospital Commission—names and number of staff of, etc.	90
Hospital for invalid soldiers at Ste. Anne de Bellevue—documents <i>re</i>	134
Hudson's Wharf— <i>re</i> monies expended on since 1911.	107
Hydrometric Surveys, 1916.	25c

I

Ile Perrot, sud— <i>re</i> expenditure of moneys on wharf at, since 1911.	106
Ile Perrot, nord— <i>re</i> expenditure of moneys on wharf at, since 1911.	108
Imperial Royal Flying Corps, in relation to the Canadian Government.	148
Imperial Royal Flying Corps, in relation to the Canadian Government.	148a
Indian Affairs—Report of, 1917.	27
Inland Revenues—	
Part I—Excise.	12
“ II—Weights and Measures, etc.	13
“ III—Adulteration of Food.	14
Insurance, Report of Superintendent of 1917.	8
Insurance Companies—Abstract of Statements of, 1917.	9
Interior—Report of Department of, year 1917.	25
Internal Economy Commission, House of Commons, 1917.	41

J

Johnson, Main, <i>re</i> appointment of as secretary to Hon. N. W. Rowell.	152
Joliette Co., relating to returning officer of, in last Dominion election.	124
Journal Publishing Co., Ltd., amount paid to in 1912-13-14-15-16-17, etc.	161
Judgments rendered to date, under military Service Act.	97

L

Labatt, Col.—relating to granting of pension to.	123
Labour—Report of Department of, year 1917.	36
Labour and the War Committee—Memo. of conferences between, 1918.	78
Langton, Col., <i>re</i> appointment of as Paymaster General.	117
Librarians of Parliament—Report of, 1917.	40
Liquor—Return <i>re</i> amount brought into Territories, 1917.	74
List of shipping for year 1917.	22
Lobster hatcheries remaining closed.	157

M

Main Johnson, Mr.—Order in Council appointing secretary to Mr. Rowell.	152
Marine and Fisheries—Report of, 1917.	21
Migratory birds—game and non-game, do.	138
Military District No. 5, Que., <i>re</i> officers employed at.	128
Militia Council—Report of.	35
Militia and Defence—Memo. No. 3 <i>re</i> European War.	84
Militia and Defence—Memo. No. 4 <i>re</i> work of from Jan. 1, 1917 to Dec. 31, 1917.	84a
Military Service Act—number of persons called under, number of examinations by Provinces, etc.	122
Military Service Council—names of all persons employed in Ottawa, in.	98
Military Service Council—Report of on administration of the Act.	105
Military Service—Order in Council <i>re</i>	53
Military Hospital Commission <i>re</i> properties purchased by, in Quebec city.	88
Military Hospital Commission, number of employees of, of all ranks.	89
Military Service Act—judgments rendered to date, under.	97

M

Minutes of Proceedings Conference between Federal and Provincial Governments, 1918	55
Mines Branch—Report of year 1916	26a
Miscellaneous Unforeseen Expenses	67
Mulgrove Port, N.S., <i>re</i> appointment of preventive officer at	80
Munition Resources Commission—Report of, 1915 to 1918	153

N

National Battlefields Commission—Report of	61
National Transcontinental Railway—Statement <i>re</i> gross earnings of year ending March, 1918	139
Naval Service—Report of, 1917	38
“ Fisheries Branch of Department of	39
“ Canadian Biology	38a
Newspapers—amounts paid to on account Victory Loan	120
News Print—Report of R. A. Pringle, <i>re</i> , etc.	64

O

O'Connor, W. F., <i>re</i> resignation of as Cost of Living Commissioner	102
Orders in Council—	
<i>Re</i> amendments of Defence of Canada Order of 1917, also <i>re</i> ditto ships lights	42e
<i>Re</i> carriage of explosives on vessels for self-defence	42d
<i>Re</i> sale of securities, by Provincial and Municipal, or other bodies	126
<i>Re</i> prohibition of the Press, from statements <i>re</i> war matters, etc.	104
<i>Re</i> Military Voters Act, and War-Time Elections Act	96
<i>Re</i> National Service Board	86
<i>Re</i> Dominion Lands, etc.	73
<i>Re</i> Forest Reserves and Park Act	72
<i>Re</i> to Dominion Lands survey, etc.	71
Relating to Naval affairs	42
Relating to wearing of uniforms by civilians, etc.	42a
Relating to rank of warrant officer—also <i>re</i> examining officers at Canadian ports	42c
Relating to rank of warrant officers—also <i>re</i> examining officers at Canadian ports	42b
Relating allowances to navigating officers	42f
Relating to rates on railways	43
Relating to intoxicating liquors	44
Relating to Department of Immigration and Colonization	45
Relating to soldiers—civil <i>re</i> establishment	46
Relating to War Purchasing Commission	47
Relating to War Mission to United States—appointment of	48
Relating to War Mission to United States—appointment of	48a
Relating to Halifax Relief Commission	49
Relating to War Committee of the Cabinet	50
Relating to appointments, etc.—to the public service	51

O

Relating to Public Service Committee of National Service	52
Relating to Military Service, etc.	53
Relating to War Measures Act, etc.	53a
Relating to Director of Public Information	54
Relating to Food Controller	56
“ “	56b
“ “	56c
“ Fuel Controller	57
“ Editorial Committee	58
Ottawa Improvement Commission, Report of	65
Outside Service—Statement showing numbers transferred to Inside Service and number appointed under Section 21 of Act	116

P

Paper Commission—Copy of Order in Council creating	64a
Paper Commission—Copy of Order in Council relating to Toronto	64b
Park Lot No. 19, village of Southampton— <i>re</i> Order in Council referring to	137
Patronage, Abolition of—Memo. <i>re</i> , etc.	92
Pensions to families of deceased soldiers—number of	162
Penitentiaries—Report of Minister of Justice <i>re</i> year 1917	34
Petroleum Oils and Spirits—Imports, values, etc., of years 1909-10, 11, 12, 13, 14, 15, 16, 17, and part of 1918	150
Postmaster General—Report of year 1917	24
Post Office and Customs Departments—Documents <i>re</i> certain appointments since December, 1917	143
Press, The—prohibition of, <i>re</i> statements concerning the war	104
Printing and Stationery—Report of 1917	32
Pringle, R. A.—Report of, <i>re</i> News print	64
Public Accounts	2
Public Works—Report of Department of, 1917	19
Public Printing and Stationery—names, salaries, etc., of employees of	135

R

Railways and Canals—Report of Department of, 1917	20
Railway Commissioners—Report of, 1917	20c
Railway, National Transcontinental—Gross earnings of year ending March, 1918	139
Railway Statistics for year 1917	20b
Registration Regulations—Canada Registration Board	52a
Royal Northwest Mounted Police, 1917	28
Royal Society of Canada—Statement of, 1917	63
Rural Planning and Development—Cost of certain streets, sewers, etc.	100
Rural Planning and Development—Cost of certain streets, sewers, etc.	130

S

Securities—Order in Council respecting sale of	126
Secretary of State—Report of year 1917	29
“ “ for External Affairs, 1917	33
Senate, Minutes of—names, salaries, etc., of persons preparing same, etc.	115

S		T	
Senate Debates— <i>re</i> publication of, etc..	112	played on same..	147
Sevigny, Hon. Albert, letter of resignation of..	69	Tribunals, local, under Military Service Act established in Canada—number and expenses of..	132
Scientific and Industrial Research—Report of Chairman of Advisory Council of, 1918..	151		
Shipping—Report of Customs Department year 1917..	11a	V	
Slav—Subjects of Austria—Memo. <i>re</i> naturalized in Canada..	156	Veterinary Directory General—Report of 1917..	15b
Smoked Wiltshire Bacon— <i>re</i> tenders for purchase of by War Purchasing Commission..	136	Victoria Crosses—number of awarded to Canadians..	91
Soldier Settlement Loan—Order in Council <i>re</i> regulations governing..	125	Victory Loan—Report of Chairman of Dominion Executive Committee <i>re</i> ..	131a
Steamboat Inspection—Report for year 1917..	23	Victory Loan—Statement showing remuneration paid in connection with....	131b
Stone used in building Parliament Building..	83	Votes and Proceedings, Order Paper, and Journals of the House—names and number of persons employed in..	146
St. Zotique wharf—sums of money expended on since 1911..	109		
Superannuations and Retiring Allowances, 1917..	66	W	
		War-Time Elections Act—Order in Council <i>re</i> connection with Military Service Act..	96
T		War Trade Board—Order in Council constitution and appointment of..	59
Telephone statistics—for year 1917..	20d	War Trade Board—Order in Council <i>re</i> creating of..	59a
Titles of Honour—Order in Council <i>re</i> dated March 25, 1918..	158	War Trade conditions in United States—names of parties sent to investigate..	94
Topographical Surveys Branch, 1917..	25b	War Contracts fulfilled in Province of Quebec..	81
Toronto, City of—foodstuffs ordered to be destroyed in April, 1918..	145	War Purchasing Commission—Second Report of from January, 1917, to March 31, 1918..	149
Trade and Commerce—		Wharf at Graham—sums of money spent on, etc..	82
Report of Department of—		Winnipeg Civic Authorities—correspondence with Food Controller and, <i>re</i> cold storage conditions at..	140
Part I—Annual Report of year 1917-18..	10	William Davis Co., Ltd., and Matthews-Blackwell Ltd.—Report of Commission <i>re</i> ..	129
“ II—Mail Subsidies and Steamship Subventions..	10a	Women's War Conference—Report of...	67
“ III—Report of Grain Commissioners for 1916..	10b		
“ IV—Criminal Statistics..	10c		
Translating and Reporting in the House of Commons—names and number em-			

LIST OF SESSIONAL PAPERS.

Arranged in Numerical Order, with their titles at full length; the dates when Ordered and when presented to the Houses of Parliament; the Names of the Senator or Member who moved for each Sessional Paper, and whether it is ordered to be Printed or not Printed.

CONTENTS OF VOLUME A.

Census of Prairie Provinces—Population and Agriculture—Manitoba, Saskatchewan, and Alberta, 1916.. . . . *Printed for distribution and sessional papers.*
(This volume is bound in three parts.)

CONTENTS OF VOLUME 1.

1. Report of the Auditor General for the year ended 31st March, 1917, Volume I, Parts a, b and A to K; Volume II, Parts L to U; Volume III, Parts V to Z. Presented by Hon. Mr. Maclean, March 20, 1918.. . . . *Printed for distribution and sessional papers.*
1. Report of the Auditor General for the year ended 31st March, 1917, Volume IV, part ZZ. Presented by Hon. Mr. Maclean, April 22, 1918.
Printed for distribution and sessional papers.

CONTENTS OF VOLUME 2.

2. The Public Accounts of Canada, for the fiscal year ended 31st March, 1917. Presented by Hon. Mr. Maclean, March 20, 1918.. . . . *Printed for distribution and sessional papers.*
3. Estimates of sums required for the service of the Dominion for the year ending on the 31st March, 1919, and, in accordance with the provisions of "The British North America Act, 1867." Presented by Hon. Mr. Maclean, March 22, 1918.
Printed for distribution and sessional papers.
4. Supplementary Estimates of sums required for the service of the Dominion for the year ending on the 31st March, 1918, and, in accordance with the provisions of "The British North America Act, 1867." Presented by Hon. Mr. Maclean, May 18, 1918.
Printed for distribution and sessional papers.
5. Supplementary Estimates of sums required for the service of the Dominion for the year ending on the 31st March, 1919, and in accordance with the provisions of "The British North America Act, 1867." Presented by Hon. Mr. Maclean, May 20, 1918.
Printed for distribution and sessional papers.

CONTENTS OF VOLUME 3.

(This volume is bound in two parts.)

8. Report of the Superintendent of Insurance for the year 1917. (Vol. I.)
Printed for distribution and sessional papers.
8. Report of the Superintendent of Insurance for the year 1917. (Vol. II.)
Printed for distribution and sessional papers.
9. Abstract of Statements of Insurance Companies in Canada for the year ended 31st December, 1917. (Subject to corrections.) Presented by Hon. Mr. Maclean, May 13, 1918.

CONTENTS OF VOLUME 4.

10. Annual Report of the Trade of Canada (Imports for Consumption and Exports), for the fiscal year ended 31st March, 1917. Presented by Sir George Foster, May 22, 1918.
Printed for distribution and sessional papers.

CONTENTS OF VOLUME 5.

- 10a.** Report relating to Mail Subsidies and Steamship Subventions as controlled by the Department of Trade and Commerce, for the fiscal year ending 31st March, 1917, with Traffic Returns, etc., to 31st December, 1917. Presented by Sir George Foster, May 17, 1918.
Printed for distribution and sessional papers.
- 10b.** Report of the Trade and Commerce Department. Grain Statistics for the fiscal year 1916, and the Report of the Board of Grain Commissioners.
Printed for distribution and sessional papers.
- 10c.** Criminal Statistics for the year ended September, 1917.
Printed for distribution and sessional papers.

CONTENTS OF VOLUME 6.

- 11.** Report of the Department of Customs containing the tables and statements of Imports and Exports of the Dominion of Canada for the fiscal year ended 31st March, 1917. Presented by Hon. Mr. Sifton, March 26, 1918.
Printed for distribution and sessional papers.

CONTENTS OF VOLUME 7.

- 11a.** Shipping Report of the Department of Customs, containing the statements of Navigation and Shipping of the Dominion of Canada, for the fiscal year ended 31st March, 1917. Presented by Hon. Mr. Sifton, March 26, 1918.
Printed for distribution and sessional papers.
- 12.** Inland Revenue, Annual Report, Part I—Excise. The Senate.
Printed for distribution and sessional papers.
- 13.** Inland Revenue, Annual Report, Part II—Weights and Measures, Gas and Electricity. The Senate.
Printed for distribution and sessional papers.
- 14.** Inland Revenue—Part III—Adulteration of Food. The Senate.
Printed for distribution and sessional papers.
- 15.** Report of the Minister of Agriculture for the Dominion of Canada, for the year ended 31st March, 1917. Presented by Hon. Mr. Crerar, March 25, 1918.
Printed for distribution and sessional papers.
- 15b.** Report of the Veterinary Director General for the year 1917.
Printed for distribution and sessional papers.
- 15c.** Report on "The Agricultural Instruction Act," 1916-17, pursuant to Section 8, Chapter 5 of 3-4 George V. Presented by Hon. Mr. Crerar, March 25, 1918.
Printed for distribution and sessional papers.
- 16.** Report of the Director and Officers of the Experimental Farms for the year ending 31st March, 1917.
Printed for distribution and sessional papers.

CONTENTS OF VOLUME 8.

- 19.** Report of the Minister of Public Works on the works under his control for the fiscal year ended 31st March, 1917. Presented by Hon. Mr. Carvell, March 26, 1918.
Printed for distribution and sessional papers.
- 20.** Annual Report of the Department of Railways and Canals, for the fiscal year from 1st April, 1916, to 31st March, 1917. Presented by Hon. Mr. Reid, March 27, 1918.
Printed for distribution and sessional papers.
- 20a.** Canal Statistics for season of navigation, 1917.
Printed for distribution and sessional papers.
- 20b.** Railway Statistics for the Dominion of Canada, for the year ended 30th June, 1917.
Printed for distribution and sessional papers.
- 20c.** Twelfth Report of the Board of Railway Commissioners for Canada, for the year ending 31st March, 1917. Presented by Hon. Mr. Reid, March 25, 1918.
Printed for distribution and sessional papers.
- 20d.** Telephone Statistics of the Dominion of Canada, for the year ended 30th June, 1917. Presented by Hon. Mr. Reid, March 25, 1918.
Printed for distribution and sessional papers.

CONTENTS OF VOLUME 9.

- 21.** Fiftieth Annual Report of the Department of Marine and Fisheries, for the year 1916-17—
Marine. Presented by Hon. Mr. Ballantyne, March 20, 1918.
Printed for distribution and sessional papers.
- 22.** List of shipping issued by the Department of Marine and Fisheries, being a list of vessels
on the Registry Books of the Dominion of Canada, on the 31st of December, 1917.
Printed for distribution and sessional papers.
- 23.** Supplement to the Fiftieth Annual Report of the Department of Marine and Fisheries
(Marine)—Steamboat Inspection Report. *Printed for distribution and sessional papers.*

CONTENTS OF VOLUME 10.

- 24.** Report of the Postmaster General for the year ended 31st March, 1917. Presented by Hon.
Mr. Doherty, March 27, 1918. *Printed for distribution and sessional papers.*

CONTENTS OF VOLUME 11.

- 25.** Annual Report of the Department of the Interior, for the fiscal year ending 31st March,
1917. Presented by Hon. Mr. Meighen, March 27, 1918.
Printed for distribution and sessional papers.
- 25a.** Annual Report of the Topographical Surveys Branch of the Department of the Interior, for
the fiscal year ending 31st March, 1917. *Printed for distribution and sessional papers.*
- 25c.** Sixteenth Report of the Geographic Board of Canada, for the year 1917.
Printed for distribution and sessional papers.

CONTENTS OF VOLUME 12.

- 26.** Summary Report of the operations of the Geological Survey, Department of Mines, for the
year 1917. *Printed for distribution and sessional papers.*
- 26a.** Summary Report of the Mines Branch of the Department of Mines, for the year ending
31st December, 1917. *Printed for distribution and sessional papers.*
- 27.** Report of the Department of Indian Affairs for the year ended 31st March, 1917. Presented
by Hon. Mr. Calder, March 27, 1918. *Printed for distribution and sessional papers.*
- 28.** Report of the Royal Northwest Mounted Police, 1917. Presented by Hon. Mr. Rowell, 2nd
April, 1918. *Printed for distribution and sessional papers.*
- 29.** Report of the Secretary of State of Canada, for the year 1917.
Printed for distribution and sessional papers.
- 30.** The Civil Service List of Canada, for the year 1917.
Printed for distribution and sessional papers.

CONTENTS OF VOLUME 13.

- 31.** Annual Report of the Civil Service Commission of Canada, for the year ending 31st August,
1917. *Printed for distribution and sessional papers.*
- 32.** Report of the Department of Public Printing and Stationery for the fiscal year ended 31st
March, 1917. Presented by Hon. Mr. Burrell, April 23, 1918.
Printed for distribution and sessional papers.
- 33.** Report of the Secretary of State for External Affairs, for the year ended 31st March, 1917.
Presented by Sir Robert Borden, May 8, 1918.
Printed for distribution and sessional papers.
- 34.** Report of the Minister of Justice as to the Penitentiaries of Canada, for the fiscal year
ending 31st March, 1917. *Printed for distribution and sessional papers.*

CONTENTS OF VOLUME 13—*Continued.*

- 35.** Report of the Militia Council for the Dominion of Canada, for the fiscal year ending 31st March, 1917. Presented by Hon. Mr. Mewburn, April 10, 1918.
Printed for distribution and sessional papers.
- 36.** Report of the Department of Labour for the fiscal year ending 31st March, 1917. Presented by Hon. Mr. Crothers, March 26, 1918... *Printed for distribution and sessional papers.*
- 36a.** Tenth Report of the Registrar of Boards of Conciliation and Investigation under "The Industrial Disputes Investigation Act, 1917," for the fiscal year of 1917.
Printed for distribution and sessional papers.
- 38.** Report of the Department of the Naval Service, for the fiscal year ending 31st March, 1917. Presented by Hon. Mr. Ballantyne, March 19, 1918.
Printed for distribution and sessional papers.
- 38a.** Supplement to the Seventh Annual Report of the Department of the Naval Service (Fisheries Branch). Contributions to Canadian Biology, being studies from the Biological Stations of Canada, 1916-17... *Printed for distribution and sessional papers.*

CONTENTS OF VOLUME 14.

- 39.** Fiftieth Annual Report of the Fisheries Branch of the Department of the Naval Service, 1916-1917. Presented by Hon. Mr. Ballantyne, March 19, 1918.
Printed for distribution and sessional papers.
- 40.** The Report of the Joint Librarians of Parliament. Presented by Hon. The Speaker, March 18, 1918... *Not printed.*
- 41.** Minute of Council appointing the Honourable Martin Burrell, Secretary of State; the Honourable John Dowsley Reid, Minister of Railways and Canals; the Honourable Arthur L. Sifton, Minister of Customs, and the Honourable James A. Calder, Minister of Immigration and Colonization, to act with the Speaker of the House of Commons, as Commissioners for the purposes, and under the Provisions of the Eleventh Chapter of the Revised Statutes of Canada, 1906, intituled: "An Act respecting the House of Commons." Presented by Sir Robert Borden, March 18, 1918... *Not printed.*
- 42.** Copies of Orders in Council, as follows:—
P.C. 987, dated 10th April, 1917.—Defence of Canada Order, 1917. Regulations, penalties, etc.
P.C. 1397, dated 21st May, 1917.—Regulations *re* persons employed on docks, etc. carrying matches, smoking, etc., prohibited.
P.C. 1451, dated 25th May, 1917.—Further penalties under Defence of Canada
P.C. 2277, dated 17th August, 1917.—*Re* Desertions from merchant vessels; penalties, etc.
P.C. 2769, dated 4th October, 1917.—Ship's lights; regulations, *re*.
P.C. 3306, dated 29th November, 1917.—Prohibition, sending code messages *re* merchant ships without authority.
P.C. 3307, dated 29th November, 1917.—Seamen undergoing imprisonment for desertion may be liberated for service on vessels.
P.C. 3319, dated 29th November, 1917.—Regulations *re* persons employed on docks.
P.C. 3017, dated 3rd December, 1917.—Naval authorities may authorize embarkation of explosives in merchant ships.
P.C. 3362, dated 24th December, 1917.—Transportation of explosives by railways.
P.C. 86, dated 15th January, 1918.—Competent naval authority may prescribe order in which ships may be supplied with coal.
P.C. 87, dated 17th January, 1918.—Regulation prohibiting taking of firearms, etc., from Canada by sea without permission of naval or military authority.
P.C. 91, dated 15th January, 1918.—Regulations providing that all British ships, 1,600 tons or over, trading to Europe and the Mediterranean must have wireless apparatus, etc.
P.C. 261, dated 1st February, 1918.—Regulation *re* carriage of explosives on passenger trains.
P.C. 282, dated 26th February, 1918, respecting the placing at the disposal of The War Trade Board the output of any factory or workshop engaged in the production of arms, ammunition, food, machinery, etc.
P.C. 524, dated 2nd of March, 1918, in substitution of Regulation Fifty-one, respecting penalties for refusing to obey any orders or rules issued under the provisions of the Defence of Canada Order, 1917.
P.C. 558, dated 8th of March, 1918, amending P.C. 987, dated 10th April, 1917.—Regulation respecting the employment of look-outs on merchant vessels of 2,500 gross tonnage and upwards.
P.C. 559, dated 8th March, 1918, respecting the exportation of goods from Canada to neutral countries. Presented by Sir Robert Borden, March 18, 1918... *Not printed.*

CONTENTS OF VOLUME 14—Continued.

42a. Copies of Orders in Council, as follows:—

- P.C. 17, dated 4th January, 1918.—Wearing military or naval uniforms by unauthorized persons.
- P.C. 86, dated 15th January, 1918.—“Defence of Canada Order, 1917,” coaling of vessels.
- P.C. 87, dated 17th January, 1918.—“Defence of Canada Order, 1917,” export of fire-arms.
- P.C. 91, dated 15th January, 1918.—“Defence of Canada Order, 1917,” radio-telegraph equipment on vessels.
- P.C. 261, dated 1st February, 1918.—Carrying of explosives on passenger trains.
- P.C. 329, dated 8th February, 1918.—Rates of pay R.N.C.V.R.
- P.C. 387, dated 20th February, 1918.—Allowance to officers and men travelling on duty.
- P.C. 462, dated 2nd March, 1918.—Treatment of insane members of the naval service.
- P.C. 524, dated 2nd March, 1918.—“Defence of Canada Order, 1917,” enforcement of provisions.
- P.C. 2769, dated 4th October, 1917.—Amendment to “Defence of Canada Order, 1917,” *re* lights on vessels.
- P.C. 2791, dated 9th October, 1917.—Retention of services of men in the R.N.C.V.R. after termination of the war.
- P.C. 3017, dated 3rd December, 1917.—Amendment to “Defence of Canada Order, 1917,” *re* carriage of explosives in merchant ships.
- P.C. 3064, dated 2nd November, 1917.—Rates of pay to officials officiating at courts martial and disciplinary courts for the Royal Canadian Navy.
- P.C. 3072, dated 6th November, 1917.—Regulations governing the issue of war badges.
- P.C. 3192, dated 13th November, 1917.—Rates of pay on discharge to men not eligible for three months’ gratuity.
- P.C. 3306, dated 29th November, 1917.—Amendment to “Defence of Canada Order, 1917,” *re* communicating information with regard to the movements of ships.
- P.C. 3307, dated 29th November, 1917.—Amendment to “Defence of Canada Order, 1917,” *re* release of imprisoned seamen.
- P.C. 3319, dated 29th November, 1917.—Amendment to “Defence of Canada Order, 1917,” *re* carrying of matches in the vicinity of inflammable substances.
- P.C. 3362, dated 24th December, 1917.—Amendment to “Defence of Canada Order, 1917,” *re* transportation of explosives on passenger trains.
- P.C. 3391, dated 24th December, 1917.—Retention of services of men in the Royal Canadian Navy after the termination of the war.
- P.C. 3392, dated 22nd December, 1917.—Institution of rank of commander, R.N.C.V.R.
- P.C. 3470, dated 26th December, 1917.—Institution of warrant ranks, Royal Canadian Navy.
- P.C. 3474, dated 27th December, 1917.—Rates of pay to paymasters, R.N.C.V.R.
- P.C. 3475, dated 5th January, 1918.—Separation allowance.
- P.C. 558, dated 8th March, 1918.—Look-outs on merchant vessels.
- P.C. 560, dated 8th March, 1918.—Admitting United States vessels to privileges in Canadian ports. Presented by Hon. Mr. Ballantyne, March 19, 1918.....*Not printed.*

42b. Copy of Order in Council, P.C. 863, dated 12th April, 1918; amendments of “Defence of Canada Order, 1917.”—Equipment of ships for protection against the enemy. Presented by Hon. Mr. Ballantyne, April 19, 1918.....*Not printed.*

42c. Copy of Order in Council P.C. 950, dated 19th of April, 1918.—Establishment of the rank of warrant writer in the R.N.C.V.R. Also,—Copy of Order in Council P.C. 70/942, dated 19th April, 1918.—Allowance to chief examining officers at Canadian naval ports. Presented by Hon. Mr. Ballantyne, April 24, 1918.....*Not printed.*

42d. Copy of Order in Council, P.C. 974, dated 23rd April, 1918. “Defence of Canada Order, 1917.”—Entry in Canada of vessels carrying explosives in self defence. Also, Copy of Order in Council, P.C. 957, dated 19th April, 1918.—Institution of the rank of surgeon probationer, Royal Naval Canadian Volunteer Reserve. Presented by Hon. Mr. Ballantyne, May 1, 1918.....*Not printed.*

42e. Order in Council No. P.C. 1102, dated 10th May, 1918.—Amendments of “Defence of Canada Order, 1917,” Section 23c, *re* fitting and supplying vessels registered in Canada with defensive armaments. Order in Council No. P.C. 1129, dated 11th May, 1918.—Amendments of “Defence of Canada Order of 1917,” Section 22A, *re* ships’ lights. (*The Senate*).....*Not printed.*

42f. Copy of Order in Council No. P.C. 1208, dated 17th May, 1918, *re* allowances to officers appointed for navigating duties in H.M.C. ships. Presented by Hon. Mr. Ballantyne, May 23, 1918.....*Not printed.*

CONTENTS OF VOLUME 14—Continued.

43. P.C. 632, dated 14th March, 1918, respecting the increase in freight and passenger rates on Canadian railways. P.C. 631, dated 14th March, 1918, respecting the collection of special taxes from the Canadian Pacific Railway Company. Presented by Sir Robert Borden, March 18, 1918.*Not printed.*
44. P.C. 3116, dated 2nd November, 1917.—Regulations forbidding the use of grain for the distillation of potable liquors.
P.C. 3473, dated 22nd December, 1917.—Regulations respecting the prohibition of the importation of intoxicating liquors except wine for use in Divine service; liquor for medicinal purposes; liquor for manufacturing purposes; and specifying the strength of an intoxicating liquor.
P.C. 3484, dated 26th December, 1917, amending P.C. 3473, dated 22nd December, 1917, by striking out the word "alcohol" and substituting the words "proof spirits."
P.C. 134, dated 19th January, 1918, amending P.C. 3473, dated 22nd December, 1917, respecting the importation of liquors after 24th December, 1917, if actually purchased and shipped before 31st January, 1918.
P.C. 224, dated 26th January, 1918, amending P.C. 3473, dated 22nd December, 1917, providing for the issuing of a special license by the Minister of Customs for the importation of liquors under certain circumstances.
P.C. 589, dated 11th March, 1918.—Regulations regarding the manufacture and sale of intoxicating liquors in Canada. Presented by Sir Robert Borden, March 18, 1918.*Not printed.*
45. P.C. 3073, dated 29th October, 1917.—Establishment of a Department of Immigration and Colonization; provision of a salary for the Secretary of State for External Affairs. Presented by Sir Robert Borden, March 18, 1918.*Not printed.*
46. P.C. 432, dated 21st February, 1918.—Establishment of a Department of Soldiers' Civil Re-Establishment.
P.C. 433, dated 21st February, 1918.—Regulations *re* Military Hospitals Commission.
P.C. 434, dated 21st February, 1918.—Invalided Soldiers' Commission.
P.C. 442, dated 21st February, 1918.—Appointing Sir James Lougheed, K.C.M.G., Minister of Soldiers' Civil Re-Establishment.
P.C. 443, dated 23rd February, 1918.—Accepting resignation of Mr. F. B. McCurdy, as Parliamentary Secretary of the Department of Militia and Defence.
P.C. 444, dated 23rd February, 1918.—Appointing F. B. McCurdy, Esq., Parliamentary Secretary of the Department of Soldiers' Civil Re-Establishment.
P.C. 445, dated 23rd February, 1918.—Accepting the resignation of Sir James Lougheed, K.C.M.G., as Chairman of the Invalided Soldiers' Commission; and appointing F. B. McCurdy, Esq., M.P., as Chairman of the said Commission.
P.C. 446, dated 23rd February, 1918.—Placing the Invalided Soldiers' Commission under the direction and control of the Minister of Soldiers' Civil Re-Establishment. Presented by Sir Robert Borden, March 18, 1918.*Not printed.*
47. P.C. 307, dated 6th February, 1918.—Purchases to be made by the War Purchasing Commission for the several departments of Government. Presented by Sir Robert Borden, March 18, 1918.*Not printed.*
48. P.C. 272, dated 2nd February, 1918.—Appointment of a Canadian War Mission in the United States of America.
P.C. 281, dated 2nd February, 1918.—Appointing Lloyd Harris, Chairman of the Canadian War Mission in the United States of America.
P.C. 653, dated 16th March, 1918.—Appointing Messrs. Frank A. Rolph, A. H. Scott and Ross H. McMaster, members of the Canadian War Mission in the United States of America. Presented by Sir Robert Borden, March 18, 1918.*Not printed.*
- 48a. Return to an Address to His Excellency the Governor General of the 20th March, 1918, for a copy of the Orders in Council creating the War Mission at Washington, appointments to the same, with instructions as to the extent of its powers and scope of its work. Presented by Mr. Clark (Bruce), March 26, 1918.*Not printed.*
49. P.C. 112, dated 22nd January, 1918.—Appointment of T. Sherman Rogers, K.C., William B. Wallace, Judge of the County Court, both of Halifax, and Frederick Luther Fowke, of Oshawa, gentleman, as Commissioners under the name of the Halifax Relief Commission.
P.C. 576, dated 9th March, 1918.—Regulations *re* payment of claims arising out of the Halifax disaster. First report of Halifax Relief Commission attached. Presented by Sir Robert Borden, March 18, 1918.*Printed for sessional papers only.*
50. P.C. 3005, dated 23rd October, 1917.—Appointment of a War Committee of the Cabinet.
P.C. 3006, dated 23rd October, 1917.—Appointment of a Committee of the Cabinet to be known as "The Reconstruction and Development Committee." Presented by Sir Robert Borden, March 18, 1918.*Not printed.*

CONTENTS OF VOLUME 14—*Continued.*

51. P.C. 358, dated 13th February, 1918.—Regulations *re* appointments to the Public Service.
P.C. 491, dated 28th February, 1918.—Respecting appointments, promotions, etc., in the Civil Service other than in the several departments.
P.C. 372, dated 18th February, 1918.—Appointment of a Committee of Council *re* preparation of a Bill respecting the Civil Service.
P.C. 548, dated 15th March, 1918.—Approval of Interim Regulations made by the Civil Service Commission, under clause 3 of O.C. P.C. 358, dated 13th February, 1918.
P.C. 637, dated 18th March, 1918.—Regulations *re* dismissal of public officials on the ground of offensive partisanship during the recent election. Presented by Sir Robert Borden, March 18, 1918.*Not printed.*
52. P.C. 2833, dated 8th October, 1917.—Public Service Committee of National Service. Presented by Sir Robert Borden, March 18, 1918.*Not printed.*
- 52a. Registration Regulations made by the Canada Registration Board. Presented by Hon. Mr. McCurdy, April 23, 1918.*Not printed.*
- 52b. Memorandum respecting the plans of the Canada Registration Board and the progress it is making in its work. Presented by Sir George Foster, May 23, 1918.*Not printed.*
53. P.C. 1433, dated 24th May, 1917.—Regulations *re* departure out of Canada of male persons liable to or capable of military service.
P.C. 1531, dated 4th June, 1917.—Statutory declaration—Schedule 'B' of O.C. May 24, 1917, may be made before certain persons.
P.C. 1799, dated 30th June, 1917.—Regulations made by O.C. May 24, 1917, amended.
P.C. 2245, dated 3rd September, 1917.—Military Service Council: Appointment Deputy Minister of Justice, O. M. Biggar, John H. Moss, L. Loranger, and L-Col. H. A. C. Machin as.
P.C. 2497, dated 8th September, 1917.—Central Appeal Judge: Appointment Mr. Justice Duff as.
P.C. 2498, dated 11th September, 1917.—Members of local tribunals: Minister of Justice may appoint after September 25, 1917.
P.C. 2554, dated 15th September, 1917.—Registrar for British Columbia—R. S. Lennie, K.C.
P.C. 2555, dated 15th September, 1917.—Registrar for New Brunswick—W. A. Ewing, K.C.
P.C. 2556, dated 15th September, 1917.—Registrar for Quebec—Eugene Godin, K.C.
P.C. 2557, dated 15th September, 1917.—Registrar for Saskatchewan—A. L. Haining.
P.C. 2558, dated 15th September, 1917.—Registrar for Manitoba—E. R. Chapman.
P.C. 2559, dated 15th September, 1917.—Registrar for Toronto—Glynn Osler.
P.C. 2563, dated 15th September, 1917.—Franking privilege extended to Registrars and Deputy Registrars.
P.C. 2564, dated 15th September, 1917.—Regulations *re* departure out of Canada of male persons capable of military service, made on May 24 and June 30, 1917, amended.
P.C. 2591, dated 17th September, 1917.—Registrar for Calgary—John M. Carson.
P.C. 2598, dated 17th September, 1917.—Registrar for Prince Edward Island—W. Stanley.
P.C. 2603, dated 18th September, 1917.—O. M. Biggar authorized to sign requisitions for printing and stationery for use of Military Service Council.
P.C. 2618, dated 20th September, 1917.—Registrar for the Yukon—John Black.
P.C. 2623, dated 21st September, 1917.—Deputy Registrars, Ontario—W. E. Wismer and Major H. P. Cook.
P.C. 2624, dated 21st September, 1917.—Deputy Registrar for Quebec—A. Gobeil.
P.C. 2635, dated 28th September, 1917.—Deputy Registrar for Quebec—F. A. Labelle.
P.C. 2637, dated 28th September, 1917.—*Re* making alien residents of Allied nationality in Canada liable to military service.
P.C. 2664, dated 24th September, 1917.—Deputy Registrar for Ontario—G. A. Toole.
P.C. 2699, dated 3rd October, 1917.—Registrar for Nova Scotia—E. H. Nichols.
P.C. 2725, dated 3rd October, 1917.—List of officials to sign Letter of Credit cheques.
P.C. 2781, dated 4th October, 1917.—Approval of Proclamation calling out for military service of Class 1.
P.C. 2833, dated 8th October, 1917.—Public Service Committee of National Service Board, to investigate claims of Civil Servants for exemption.
P.C. 2936, dated 15th October, 1917.—Time extended for calling out Class 1 in the Yukon.
P.C. 2958, dated 19th October, 1917.—Regulations under Military Service Act, 1917.
P.C. 3007, dated 20th October, 1917.—Travelling expenses of members of Board of Selection.
P.C. 3008, dated 20th October, 1917.—Living and travelling expenses of members of Military Service Council.

CONTENTS OF VOLUME 14—Continued.

P.C. 3025, dated 20th October, 1917.—Regulations *re* reporting for service and claims for exemption for men residing outside of Canada.

P.C. 3033, dated 23rd October, 1917.—Convention Great Britain and United States calling out for military service under its own colours its citizens resident in the other country.

P.C. 3036, dated 23rd October, 1917.—*Re* exemption of members of the R.N.W.M. Police.

P.C. 3093, dated 2nd November, 1917.—Clerk of Central Appeal Judge—J. L. McDougall—at salary of \$250 a month.

P.C. 3095, dated 2nd November, 1917.—Expenses of Military Service Branch to be paid from War Appropriation.

P.C. 3112, dated 2nd November, 1917.—Expenses of Judges *re* making appointments to local tribunals.

P.C. 3118, dated 7th November, 1917.—Further regulations under Military Service Act, 1917.

P.C. 3168, dated 9th November, 1917.—Regulations *re* dealing with deserters and absentees without leave, etc.

P.C. 3169, dated 9th November, 1917.—Regulations *re* claims for exemptions by persons who have failed to comply with Proclamation under Military Service Act, 1917.

P.C. 3230, dated 19th November, 1917.—Regulations fixing penalties for non-compliance with the law.

P.C. 3231, dated 19th November, 1917.—*Re* applications for exemption in North-west Territories and other remote regions.

P.C. 3232, dated 19th November, 1917.—J. H. Moss authorized to sign requisitions for printing and stationery for use of Military Service Council.

P.C. 3233, dated 27th November, 1917.—Regulation *re* repatriation of citizens or subjects of Allied countries resident in Canada.

P.C. 3285, dated 27th November, 1917.—Minister of Justice authorized to designate a Judge to perform duties assigned to Chief Justice *re* appeal tribunals in case of a vacancy in said office.

P.C. 3298, dated 29th November, 1917.—Registrars and Deputy Registrars, remuneration of.

P.C. 3321, dated 30th November, 1917.—Regulations *re* appeal to Central Judge from decisions of tribunals.

P.C. 3344, dated 3rd December, 1917.—*Re* hearing of appeals as speedily as possible.

P.C. 3348, dated 3rd December, 1917.—*Re* discharge from military service of persons engaged in agriculture.

P.C. 3349, dated 3rd December, 1917.—Minister of Agriculture authorized to appoint representatives of Department of Agriculture to attend tribunals.

P.C. 3356, dated 8th December, 1917.—Remuneration of representatives of the Minister of Agriculture (\$5 per diem).

P.C. 3463, dated 24th December, 1917.—Regulations *re* departure out of Canada of male persons, made by O.C. May 24, 1917, amended.

P.C. 33, dated 7th January, 1918.—Regulations *re* establishment of additional tribunals to decide appeals.

P.C. 35, dated 7th January, 1918.—Regulations; remuneration and expenses of tribunals.

P.C. 70, dated 8th January, 1918.—Regulations respecting men changing residence.

P.C. 54, dated 8th January, 1918.—Enlargement of Dominion Police Force in connection with administration of the Military Service Act.

P.C. 111, dated 17th January, 1918.—Regulations *re* exemption of Indians and other disfranchised British subjects, from Military Service.

P.C. 115, dated 17th January, 1918.—Regulations prescribing obligations of exempted men under the Military Service Act.

P.C. 116, dated 17th January, 1918.—Appointment of Douglas Kerr as Commissioner of Police to enforce Military Service Act.

P.C. 178, dated 21st January, 1918.—Regulations *re* appeal claims for exemption under the Military Service Act, 1917.

P.C. 181 dated 26th January, 1918.—Regulations *re* furnishing of information by employers of employees liable for Military Service.

P.C. 182, dated 26th January, 1918.—Regulations *re* reporting for military duty in case of an appeal for exemption.

P.C. 195, dated 24th January, 1918.—Extension of time for appeals from decisions of local tribunals.

P.C. 196, dated 26th January, 1918.—Regulations *re* appeals from the grants of exemption by tribunals—production of foodstuffs.

P.C. 237, dated 30th January, 1918.—Liability to Military Service of United States citizens in Canada, and Canadian British subjects in the United States.

P.C. 271, dated 2nd February, 1918.—Regulations *re* hearing of appeals in the Province of Quebec.

CONTENTS OF VOLUME 14—Continued.

- P.C. 384, dated 18th February, 1918.—Appointment of an agricultural representative for each Military District to act as adviser to the Leave of Absence Boards.
- P.C. 435, dated 23rd February, 1918.—Accepting resignation of Mr. Glyn Osler, K.C., as Registrar under the Military Service Act, at Toronto, and appointing Mr. C. Leslie Watson, Registrar for Ontario.
- P.C. 450, dated 2nd March, 1918.—Constitution of a Directorship under the Military Service Act, 1917; and appointing Lt.-Col. H. A. C. Machin, to the said office.
- P.C. 451, dated 23rd February, 1918.—Use of certain of the Judges of the Circuit Court of the District of Montreal for the determination of appeals under the Military Service Act, 1917.
- P.C. 452, dated 23rd February, 1918.—Accepting the resignation of Mr. E. R. Chapman, Registrar under the Military Service Act for Manitoba, and appointing Mr. George A. Toole to succeed him.
- P.C. 572, dated 9th March, 1918.—Application of the provisions of the Canadian Military Service Act, 1917, to aliens of allied nationality resident in Canada. (Copy of the Military Service Act, 1917, attached.) *Not printed.*
- 53a. Copies of Orders in Council—**
- P.C. 815, dated 4th April, 1918.—Regulations, under the War Measures Act, 1914, in respect to the utilization of the human energy of Canada for purposes essential to the prosecution of the present war.
- And P.C. 834, dated 4th April, 1918.—Conferring certain powers on the General Officer or the Officer Commanding Military Districts, in case of riot, insurrection or civil disturbance, or obstructing the enforcement of the Military Service Act, 1917, etc. Presented by Sir Robert Borden, April 5, 1918. *Not printed.*
- 54. Copies of Orders in Council, as follows—**
- P.C. 3160, dated 9th November, 1917.—Regulations *re* appointment of a Director of Public Information.
- P.C. 3161, dated 9th November, 1917.—Appointing Mark E. Nichols, Esq., Director of Public Information. Presented by Hon. Mr. Rowell, March 18, 1918. *Not printed.*
- 55. Copy of the Minutes of the meetings of the Conference between the Dominion and Provincial Governments of Canada, held at Ottawa, during February, 1918, respecting the general war situation as concerned with financial, food, shipping, and military necessities. Presented by Hon. Mr. Calder, March 18, 1918. *Printed for sessional papers only.***
- 56. Copies of Orders in Council, as follows—**
- P.C. 1460, dated 16th June, 1917.—Regulations for appointment of Food Controller.
- P.C. 1684, dated 21st June, 1917.—Appointment of Hon. W. J. Hanna as Food Controller.
- P.C. 1844, dated 3rd July, 1917.—Staff, office of Food Controller; appointment of Todd, Willison and French.
- P.C. 2079, dated 1st August, 1917.—Franking privilege extended to Food Controller.
- P.C. 2190, dated 9th August, 1917.—Regulations applicable to public eating places and use of wheat for alcohol prohibited; penalties imposed, etc.
- P.C. 2210, dated 11th August, 1917.—Food Controller's Office; \$25,000 for salaries and expenses of.
- P.C. 2292, dated 18th August, 1917.—Export of flour prohibited.
- P.C. 2333, dated 23rd August, 1917.—Food Controller's Office; appointment of officers, clerks and others; authority to make such appointments, fix salaries, etc.
- P.C. 2352, dated 24th August, 1917.—Canned vegetables; prohibition of use of while fresh vegetables are available.
- P.C. 2730, dated 3rd October, 1917.—Franking privilege to secretaries of Provincial Committee of Food Controller's Office.
- P.C. 2689, dated 8th October, 1917.—Food Control; Educational Bureau; appointments.
- P.C. 2688, dated 11th October, 1917.—Regulations *re* wholesale producers and dealers. Must make returns, etc.
- P.C. 2959, dated 19th October, 1917.—Cereal foods. Regulations *re* sale of.
- P.C. 2959 (a), dated Extra Canada Gazette, 25th October, 1917.—Order of Food Controller extending time for commencement of Cereal Food Regulations.
- P.C. 3044, dated 23rd October 1917.—Oleomargarine; Regulations *re* importation and sale of.
- P.C. 3116, dated 2nd November, 1917.—Use of grain for distillation of potable liquors, prohibited.
- P.C. 3141, dated 6th November, 1917.—\$70,000 for expenses office of Food Controller.
- P.C. 3211, dated 15th November, 1917.—Export of foodstuffs: prohibition of.
- P.C. 3214, dated 15th November, 1917.—Licensing of dealers in food, etc. Regulations *re*. Food Controller authorized to fix profits, etc.

CONTENTS OF VOLUME 14—*Continued.*

P.C. 3223, dated 15th November, 1917.—Licensing of mills for the grinding of flour; regulations *re*.

P.C. 3215, dated 19th November, 1917.—Food Controller's Office; \$100,000 for salaries and other expenses in.

P.C. 3236, dated 19th November, 1917.—Oleomargarine; Regulations *re* handling of; Licenses for importation of to be issued from Office of Veterinary Director General.

P.C. 3236 (a), dated 2nd Extra Canada Gazette, 17th November, 1917.—Order of Food Controller *re* manufacture, importation and sale of oleomargarine.

P.C. 3239, dated 19th November, 1917.—Food Control Regulations framed by Food Controller *re* licenses for exportation of goods to allied countries, etc., approved.

P.C. 3203, dated 27th November, 1917.—Manufacture of malt; regulations *re*.

P.C. 3347, dated 3rd December, 1917.—Prohibition of export of certain foods to the United Kingdom, British possessions, etc., except under license from Minister of Customs.

P.C. 3420, dated 24th December, 1917.—Food Control Regulations *re* cars containing food being held for longer period than four days, etc.

P.C. 163, dated 19th January, 1918.—\$50,000 for expenses of Food Controller's office.

P.C. 180, dated 21st January, 1918.—Regulations *re* licensing flour mills made by Order in Council 3223, 15th November, 1917, to extend to all flour mills.

P.C. 200, dated 24th January, 1918.—Resignation, Hon. W. J. Hanna as Food Controller.

P.C. 53, dated 26th January, 1918.—Regulations *re* exportation of certain goods.

P.C. 212, dated 26th January, 1918.—Staff, office of Food Controller. Former Orders in Council *re* cancelled, and Food Controller authorized to appointment of certain members of.

P.C. 223, dated 4th February, 1918.—Appointment Mr. H. B. Thomson as Food Controller *vice* Hon. W. J. Hanna.

P.C. 341, dated 11th February, 1918.—Canada Food Board.

P.C. 345, dated 11th February, 1918.—Appointment members of Canada Food Board: Messrs. Thomson, Dunning and McGregor.

P.C. 370, dated 12th February, 1918.—Regulations *re* Public Eating Places. O.C., 9th August, 1917, amended.

P.C. 420, dated 26th February, 1918.—Amending O.C. of February 11, 1918, creating The Canada Food Board—Powers not to include any of the powers or duties vested in the Board of Grain Supervisors for Canada.

P.C. 470, dated 28th February, 1918.—Prohibiting removal of flint or dent corn from the counties of Lambton, Essex, Kent and Elgin to any place outside of said district.

P.C. 543, dated 7th March, 1918.—Regulations *re* use of grain for feed purposes in stock yards, etc.

P.C. 567, dated 8th March, 1918.—Placing of sums of money to the credit of the Canada Food Board for the purchase of Ford tractors.

P.C. 580, dated 9th March, 1918.—Regulations *re* licensing of packing houses—Limitation on profit of sales.

P.C. 586, dated 12th March, 1918.—Regulations *re* power of The Canada Food Board to make orders regarding the kinds and amounts of foods that may be used, etc.

P.C. 597, dated 12th March, 1918.—Regulations forbidding the wilful waste of any food or food products; penalties imposed, etc.Not printed.

56a..Report of the Food Controller, Hon. W. J. Hanna, K.C., to the Prime Minister, dated 24th January, 1918. Presented by Sir Robert Borden, March 27, 1918.Not printed.

56b. Return to an Order of the House of the 20th March, 1918, for a return showing—1. When and upon whose recommendation the office of Food Controller in Canada was authorized and established. 2. To which Ministerial Department the Food Controller reports, and what member of the cabinet, if any, is responsible for the administration of the office of Food Controller. 3. The total amount incurred as salaries for Food Controller and his assistants and staff at Ottawa and throughout Canada from the establishment of the office up to and including end of February, 1918. 4. The total expense of Food Controller's Office at Ottawa and throughout Canada, including rents, furnishing, equipment, heat, light, salaries, travelling expenses, stationery, printing, advertising, telegrams, telephones, postage, and all other expenses of Food Controller's Office, Ottawa, and branch offices throughout Canada, since the establishment of the office, up to and including February, 1918. 5. The total cost of administration of Food Controller's Office at Ottawa and throughout Canada, including rents, furnishings, equipments, heat, light, salaries, traveling expenses, stationery, printing, advertising, telegrams, telephones, postage, etc., including all and every expense of Food Controller's Office at Ottawa and branch offices throughout Canada for each of following months, viz.: December, 1917, and February, 1918. 6. Whether there are any claims for salary or expenses from the Food Controller's Office outstanding or in dispute; if so, the amount involved. 7. How many employees there are on the Food Controller's staff at Ottawa and throughout Canada. 8. How many of the employees are returned soldiers who have been on active service since 1914. Presented April 18, 1918.—*Mr. Lapointe (St. James)*.Not printed.

CONTENTS OF VOLUME 14—Continued.

- 56c.** Return to an Address to His Excellency the Governor General of the 20th March, 1918, for a copy of the Order in Council recently passed making provision for the staff, the number of persons to be employed and their salaries, in the Food Controller's Office. Also a list of the names of those at present employed, showing their respective salaries and duties, former occupations, where formerly employed and salary received in former occupation. Presented April 18, 1918.—*Mr. Devlin*.*Not printed.*
- 56d.** Return to an Address to His Excellency the Governor General, of the 27th March, 1918, for a copy of the Orders in Council creating the Canada Food Board, and all correspondence antecedent or posterior to the Order in Council with respect to the same, as well as all regulations not already brought down. Presented May 20, 1918.—*Sir Wilfrid Laurier*.*Not printed.*
- 56e.** Supplementary return to an Order of the House of the 20th March, 1918, for a return showing—1. When and upon whose recommendation the office of Food Controller in Canada was authorized and established. 2. To which Ministerial Department the Food Controller reports, and what member of the cabinet, if any, is responsible for the administration of the office of Food Controller. 3. The total amount incurred as salaries for Food Controller and his assistants and staff at Ottawa and throughout Canada from the establishment of the office up to and including end of February, 1918. 4. The total expense of Food Controller's Office at Ottawa and throughout Canada, including rents, furnishing, equipment, heat, light, salaries, travelling expenses, stationery, printing, advertising, telegrams, telephones, postage, and all other expenses of Food Controller's Office, Ottawa, and branch offices throughout Canada, since the establishment of the office, up to and including February, 1918. 5. The total cost of administration of Food Controller's Office at Ottawa and throughout Canada, including rents, furnishings, equipments, heat, light, salaries, travelling expenses, stationery, printing, advertising, telegrams, telephone, postage, etc., including all and every expense of Food Controller's Office at Ottawa and branch office throughout Canada for each of following months, viz.: December, 1917, and February, 1918. 6. Whether there are any claims for salary or expenses from the Food Controller's Office outstanding or in dispute; if so, the amount involved. 7. How many employees there are on the Food Controller's staff at Ottawa and throughout Canada. 8. How many of the employees are returned soldiers who have been on active service since 1914. Presented May 20, 1918.—*Mr. Lapointe (St. James)*.*Not printed.*
- 57.** Copies of Orders in Council, as follows:—
 P.C. 1579, dated 11th June, 1917.—Fuel Controller.—Report on coal situation and appointment of Chas. A. Magrath as.
 P.C. 1651, dated 15th June, 1917.—Fuel Controller vested with powers under Inquiries Act.
 P.C. 1862, dated 6th July, 1917.—Fuel Controller; \$10,000 allocated from War Appropriation.
 P.C. 1887, dated 12th July, 1917.—Fuel Controller.—Report on coal situation and appointment of Chas. A. Magrath as.
 P.C. 2060, dated 27th July, 1917.—Assistant Fuel Controller. Appointment of H. P. McCue as.
 P.C. 2289, dated 22nd August, 1917.—Fuel Control. Appointment of Donald S. Kerr to assist and C. W. Paterson as Deputy Fuel Controller.
 P.C. 2611, dated 19th September, 1917.—"David S. Kerr" instead of "Donald S. Kerr" (O.C. 22nd August, 1917—P.C. No. 2289, amended).
 P.C. 3068, dated 26th October, 1917.—Regulations re importation and sale of coal.
 P.C. 105/3341, dated 3rd December, 1917.—Salary of Deputy Fuel Controller, C. W. Peterson, fixed at \$500 per month.
 P.C. 285, dated 4th February, 1918.—Duties of Fuel Controller; O.C. 12th July, 1917.—P.C. 1887, defining, amended.
 P.C. 298, dated 5th February, 1918.—Fuel Regulation. Providing for heatless days in factories, theatres, etc.
 P.C. 325, dated 11th February, 1918.—Powers of Fuel Controller extended.
 Sir George Foster laid on the Table, by Command of His Excellency,—Copies of Orders in Council, as follows:—
 P.C. 359, dated 20th February, 1918.—Regulations providing for the conservation of fuel necessary to the national security.
 P.C. 564, dated 8th March, 1918.—Amending regulations re conservation of fuel as regards the closing of golf, country, yacht, canoe or hunt clubs and places of amusement on certain days. Presented by Sir George Foster, March 19, 1918...*Not printed.*
- 58.** Annual Report of the Editorial Committee on Government Publications, on its operations from the date of its appointment, 4th October, 1917, to 20th March, 1918. Presented by Sir George Foster, April 24, 1918...*Printed for distribution and sessional papers.*
- 58a.** P.C. 2729, dated 4th October, 1917.—Establishment of Editorial Committee re printing of public documents. Presented by Sir George Foster, March 19, 1918.
 Printed for sessional papers only.

CONTENTS OF VOLUME 14—Continued.

59. P.C. 337, dated 8th February, 1918.—Constitution of a Sub-Committee of the War Committee of the Cabinet to be known as The War Trade Board. Presented by Sir George Foster, March 19, 1918.*Not printed.*
- 59a. Return to an Address to His Excellency the Governor General of the 20th March, 1918, for a copy of all Orders in Council creating the War Trade Board, appointments to the same, instructions, and reports from the Board to this date. Presented by Sir Wilfrid Laurier, April 4, 1918.*Not printed.*
60. Statement of Governor General's Warrants issued since the last Session of Parliament on account of 1917-18. Presented by Hon. Mr. Maclean, March 20, 1918.*Not printed.*
61. Statement of receipts and expenditures of the National Battlefields Commission to 31st March, 1917. Presented by Hon. Mr. Maclean, March 20, 1918.*Not printed.*
62. Statement showing distribution of the \$25,000,000 advanced by the Dominion Government to the Canadian Northern Railway and its constituent companies, as provided for in Chapter 24, Statutes of 1917. Presented by Hon. Mr. Maclean, March 20, 1918.*Not printed.*
- 62a. Return showing:—1. What sums, if any, have been paid since the first day of August, 1917, to the Canadian Northern Railway or to any person, firm, corporation, bank or company in trust for and on behalf of the Canadian Northern. 2. Under what authority these sums have been paid. 3. If by virtue of Orders in Council, the date of each of said Orders in Council, and the amount authorized by each of said Orders, and so paid. Presented March 27, 1918.—*Mr. Verville.**Not printed.*
63. Statement of the Receipts and Expenditures of the Royal Society of Canada, for the year ended April 30, 1917. Presented by Hon. Mr. Maclean, March 20, 1918.*Not printed.*
64. Interim Report of R. A. Pringle, K.C., Commissioner inquiring into the manufacture, sale, price and supply of news print in Canada. Presented by Hon. Mr. Maclean, March 20, 1918.*Not printed.*
- 64a. Return to an Address to His Excellency the Governor General of the 8th April, 1918, for a copy of the Order in Council creating a paper commission, and also a copy of the subsequent Orders in Council in regard to the work of this Commission. Presented April 18, 1918.—*Mr. Devlin.**Not printed.*
- 64b. Return to an Order of the House of the 8th April, 1918, for a copy of all correspondence respecting Orders in Council creating a paper commission, and subsequent Orders in Council respecting the same, which have passed between newspaper publishers in Canada, more particularly those publishers in Toronto, and the Government. Presented April 25, 1918.—*Mr. Devlin.**Not printed.*
65. Report and Statement of Receipts and Expenditures of the Ottawa Improvement Commission to March 31, 1917. Presented by Hon. Mr. Maclean, March 20, 1918.*Not printed.*
66. Statement of Superannuation and Retiring Allowances in the Civil Service during the year ending 31st December, 1917, showing name, rank, salary, service allowance and cause of retirement of each person superannuated or retired, also whether vacancy has been filled by promotion, or by appointment, and the salary of any new appointee. Presented by Hon. Mr. Maclean, March 20, 1918.*Not printed.*
67. Report of Women's War Conference, called by the War Committee of the Cabinet, at Ottawa, February 28th to March 2nd, 1918. Presented by Hon. Mr. Rowell, March 20, 1918.*Not printed.*
68. Statement of Expenditure on account of "Miscellaneous Unforeseen Expenses," from the 1st April, 1917, to the 18th March, 1918, in accordance with the Appropriation Act of 1917. Presented by Hon. Mr. Maclean, March 20, 1918.*Not printed.*
69. Letter of the Honourable Albert Sévigny to the Right Honourable the Prime Minister, resigning his position as Minister of Inland Revenue, and the letter of the Prime Minister in acknowledgment thereof. Presented by Sir Robert Borden, March 26, 1918.*Not printed.*
70. Return to an Order of the House of the 21st March, 1918, for a Return showing:—1. Who were the officers of the Engineers Training Depot stationed at St. Johns, Quebec, barracks during the months of October and December, 1917. 2. Who were the officers of the Engineers Training Depot stationed at St. Johns, Quebec, barracks on the 17th December, 1917. 3. Where these officers enlisted. 4. Where these officers resided before their enlistment. 5. Where these officers were residing at the time of their enlistment. Presented March 27, 1918.—*Mr. Archambault.**Not printed.*

CONTENTS OF VOLUME 14—*Continued.*

71. Return of Orders in Council which have been published in the *Canada Gazette* and in the *British Columbia Gazette*, between 1st January 1917, and the 8th March, 1918, in accordance with provisions of subsection (d) of section 38 of the regulations for the survey, administration, disposal and management of Dominion lands within the 40-mile Railway Belt in the Province of British Columbia, as follows:—
- P.C. 3277, 5th January, 1917. License of occupation of a portion of the bed of the Fraser river to the Kettle Valley Railway Company.
- P.C. 159, 19th January, 1917. Limiting the right of homestead entry in the Railway Belt to persons who were British subjects or subjects of a country allied to Great Britain, or subject of a neutral country and who have continued to be so.
- P.C. 107, 12th February, 1917. Waiving completion of naturalization, before issue of patent for Dominion Lands in certain cases where entrant is on active service.
- P.C. 572, 5th March, 1917. Regulations *re* natural resources necessitated on account of war conditions.
- P.C. 736, 17th March, 1917. Providing for homesteaders being given credit for time spent at agricultural labour in Canada during the year 1918, towards the performance of residence duties.
- P.C. 982, 10th April, 1917. Authorizing the sale of certain lands in British Columbia to Canadian Pacific Railway Company for pipe-line purposes.
- P.C. 2076, 1st August, 1917. Authorizing certain changes in the Timber Regulations.
- P.C. 2562, 15th September 1917. Vesting the title to certain lands in the Railway Belt in His Majesty for the purposes of the Province of British Columbia.
- P.C. 3210, 15th November, 1917. Authorizing the cutting of timber on Dominion lands for ship-building purposes.
- P.C. 3243, 27th November, 1917. Confirming certain Orders in Council *re* administration of Dominion Lands in the Railway Belt in British Columbia.
- P.C. 3245, 27th November, 1917. Permitting a man on active service giving power of attorney with respect to his rights to Dominion lands in Railway Belt, British Columbia.
- P.C. 185, 24th January, 1918. Repealing Order in Council P.C. 159, January 19, 1917, and substituting certain regulations therefor.
- P.C. 23_425, 20th February, 1918. Authorizing the issue of a lease to J. H. Morrison, Kamloops, of certain lands in the Railway Belt, British Columbia, for mining purposes. Presented by Hon. Mr. Meighen, April 2, 1918.*Not printed.*
72. Return of Orders in Council which have been published in the *Canada Gazette*, between the 1st January, 1917, and the 8th March, 1918, in accordance with the provisions of "The Forest Reserves and Park Act," Section 19, of Chapter 10, 1-2 George V, as follows:—
- P.C. 340, 7th February, 1917, amending Order in Council 19th December, 1916, *re* administration of "Project Meadows" in Forest Reserves in Railway Belt, British Columbia.
- P.C. 2595, 18th September, 1917, placing the control of certain lands in the Waterton Lakes Park under the Director of Forestry.
- P.C. 2594, 18th September, 1917, rescinding Order in Council 8th June *re* Rocky Mountains Park. Presented by Hon. Mr. Meighen, April 2, 1918.*Not printed.*
73. Return of Orders in Council which have been published in the *Canada Gazette*, between 1st January, 1917, and the 8th March, 1918, in accordance with the provisions of Section 77 of the "Dominion Lands Act," Chapter 20, 7-8 Edward VII, as follows:—
- P.C. 13, 8th January, 1917. Rescinding Order in Council 4th March, 1910, *re* S.W. $\frac{1}{4}$ of 4-9-14, W. 2nd Meridian, and making same available for homestead purposes.
- P.C. 60, 13th January, 1917. Transferring certain lands in Cowesses Indian Reserve No. 73, to the Province of Saskatchewan, for road purposes.
- P.C. 102, 15th January, 1917. Withdrawing from general disposition certain petroleum and natural gas rights in the vicinity of the City of Edmonton.
- P.C. 108, 17th January, 1917. Authorizing free grant of lot 5, township 70-23, W. 5th, to "La Corporation Episcopale Catholique Romaine d'Athabaska."
- P.C. 110, 17th January, 1917. Authorizing the sale of certain lands to Moses Lessard for irrigation purposes.
- P.C. 159, 19th January, 1917. Providing that a person applying for a homestead entry in the Railway Belt, British Columbia, must be a British subject and has since continued to be a British subject, or a subject of a British Allied or neutral country.
- P.C. 165, 20th January, 1917. Setting aside certain Dominion lands for Indian Reserve purposes.
- P.C. 166, 20th January, 1917. Setting aside certain Dominion lands for Indian Reserve purposes.
- P.C. 167, 20th January, 1917. Setting aside certain Dominion lands for Indian Reserve purposes.
- P.C. 210, 26th January, 1917. Dispensing with residence duties in connection with the entry of Frank Ruppert for the S.W. $\frac{1}{4}$ of 16-33-14, W. 4th.
- P.C. 301, 2nd February, 1917. Dispensing with residence duties in connection with the entry of Wm. Thorburn for the S.W. $\frac{1}{4}$ of 13-28-22, W. 2nd.

CONTENTS OF VOLUME 14—Continued.

P.C. 316, 3rd February, 1917. Authorizing grant to L. F. Cardinal of the W. $\frac{1}{2}$ of 22-108-13, W. 5th, by virtue of his occupation thereof at date of extinguishment of Indian Title.

P.C. 327, 6th February, 1917. Authorizing issue of free patent to Jos. Hewitt for the S.E. $\frac{1}{4}$ of 20-44-3, W. 2nd, in lieu of land occupied by him being included in a Forest Reserve.

P.C. 481, 20th February, 1917. Authorizing the issue of license of occupation to the Canadian Northern Western Railway of certain lands for a bridge site.

P.C. 493, 20th February, 1917. Dispensing with residence duties by Samuel McCall on the E. $\frac{1}{2}$ of 21-31-1, W. 3rd.

P.C. 560, 28th February, 1917. Authorizing time spent at farm labour in Canada during 1917, to count as residence duties on entries for Dominion lands.

P.C. 555, 28th February, 1917. Making provisions of Orders in Council of 8th May, 1915 (P.C. 1042), 20th September, 1915 (P.C. 2150), 9th December, 1915 (P.C. 2888), and the 12th January, 1916 (P.C. 33), applicable to pre-emptions and purchased homesteads.

P.C. 561, 5th March, 1917. Authorizing change in regulations permitting granting of one day's priority of right to make entry for available Dominion lands.

P.C. 526, 5th March, 1917. Authorizing extension of terms of Order in Council 11th March, 1915, for period of four months up to 11th July, 1917.

P.C. 572, 5th March, 1917. Limiting disposal of any natural resources except to a British subject, subject of Allied country, or neutral country.

P.C. 610, 7th March, 1917. Rescinding Order in Council 30th January, 1914, in so far as it affects descriptions of lands granted to Indians, and certain lands described be granted instead thereof.

P.C. 686, 16th March, 1917. Granting right to Mr. Notman to purchase certain lands in Province of Manitoba.

P.C. 687, 16th March, 1917. Granting certain lands to Department of Militia and Defence.

P.C. 688, 16th March, 1917. Granting certain lands for church purposes to Synod of Diocese of Calagary.

P.C. 762, 20th March, 1917. Authorizing sale of certain lands to Council of the town of Maple Creek.

P.C. 848 29th March, 1917. Authorizing sale of lands to Western Canada Power Company for power development purposes.

P.C. 858, 29th March, 1917. Authorizing grant of land for cemetery purposes to Rural Municipality of Bright Sand, No. 529.

P.C. 918, 3rd April, 1917. Amending Order in Council of 14th December, 1916, with respect to application thereof to Canadian Expeditionary Forces.

P.C. 919, 3rd April, 1917. Granting certain lands for cemetery purposes to the village of Vanguard, Saskatchewan.

P.C. 926, 3rd April, 1917. Authorizing sale of N.W. $\frac{1}{4}$ 36-45-25, W. 3rd, to Allan V. Macie.

P.C. 927, 3rd April, 1917. Authorizing sale of certain lands to N. J. Bailey under certain conditions.

P.C. 1068, 18th April, 1917. Authorizing issue of lease of certain lands to Northern Fish Company, Limited, Selkirk, Manitoba.

P.C. 1066, 18th April, 1917. Authorizing issue of license of occupation of certain lands to the city of Winnipeg for water-power purposes.

P.C. 1067, 18th April, 1917. Dispensing with residence duties and authorizing issue of patent to James Wilson, in connection with the N.E. $\frac{1}{4}$ of 35-19-11, W.P.M.

P.C. 1069, 18th April, 1917. Authorizing grant of certain lands for cemetery purposes to the village of Major, Saskatchewan.

P.C. 1071, 18th April, 1917. Authorizing grant of certain lands to rural municipality of Lakeview, No. 454 Alberta, for cemetery purposes.

P.C. 1072, 18th April, 1917. Authorizing issue of patent of certain lands to Mr. D. Ennill.

P.C. 1189, 30th April, 1917. Granting certain lands for the erection of a creamery plant to the Canora Creamery Association, Limited.

P.C. 1222, 3rd May, 1917. Setting apart certain lands for the Indian of the Peguis.

P.C. 1207, 4th May, 1917. Authorizing issue of patent to Allen E. McDonald.

P.C. 1249, 8th May, 1917. *Re* granting patent to any person not a British subject by birth or naturalization who is on active service overseas.

P.C. 1268, 8th May, 1917. Rescinding Order in Council P.C. 572, 5th March, 1917, and enacting new regulations therefor.

P.C. 1315, 11th May, 1917. Granting certain lands for church and cemetery purposes to the Church of God of Edmonton, Alberta.

P.C. 1378, 21st May, 1917. Setting apart certain lands for park purposes and granting the same to the rural municipality of Mariposa, No. 350, Saskatchewan.

P.C. 1377, 21st May, 1917. Relieving Mr. H. Wills of further residence duties on the north half of 22-25-10 W. 4th.

P.C. 1348, 21st May, 1917. Authorizing grant of certain lands to Winnipeg Electric Railway Company.

P.C. 1429, 25th May, 1917. Authorizing certain regulations for the disposal of quartz mining claims on Dominion lands.

CONTENTS OF VOLUME 14—*Continued.*

- P.C. 1455, 29th May, 1917. Authorizing grant of certain lands to the town of The Pas for industrial purposes.
- P.C. 1471, 1st June, 1917. Setting apart certain lands in the Province of Manitoba for Indians.
- P.C. 1532, 4th June, 1917. Authorizing grant of certain lands for church purposes to the Board of Management of the Church and Manse Building Fund of the Presbyterian Church in Canada for Manitoba and the Northwest.
- P.C. 1533, 4th June, 1917. Vesting certain lands in His Majesty in the right of the Province of Alberta.
- P.C. 1536, 5th June, 1917. Authorizing Rev. W. B. Cumming, Saskatoon, to make entry by proxy on behalf of James Grossart.
- P.C. 1580, 11th June, 1917. Withdrawing certain lands which had been reserved for the Hudson's Bay Railway.
- P.C. 1613, 13th June, 1917. Authorizing grant of certain lands to the town of Gimli, for cemetery purposes.
- P.C. 1691, 21st June, 1917. Authorizing sale of certain lands to John Hedberg, Jasper, Alberta.
- P.C. 1675, 21st June, 1917. Authorizing license of occupation to Canadian Northern Railway Company of certain lands on the Red Deer River for bridge construction purposes.
- P.C. 1761, 26th June, 1917. Authorizing sale of certain lands to the Canadian Pacific Railway Company.
- P.C. 1716, 26th June, 1917. Restoring the homestead entry of L. H. Roberts who died while on active service overseas.
- P.C. 1717, 26th June, 1917. Authorizing sale of certain lands to William Rincheshen.
- P.C. 1718, 26th June, 1917. Authorizing grant of certain lands for cemetery purposes to the rural municipality of Bright Sand, No. 529, Saskatchewan.
- P.C. 1817, 30th June, 1917. Authorizing exchange of certain lands to Indians in lieu of lands surrendered.
- P.C. 1820, 30th June, 1917. Authorizing grant of lands for church and cemetery purposes to the Bethel Evangelical Scandinavian Lutheran Congregation.
- P.C. 1821, 30th June, 1917. Authorizing grant of land for cemetery purposes to the Ruthenian Greek Catholic Parish of St. Michael's in Communion with Rome, St. Martin, Manitoba.
- P.C. 1866, 6th July, 1917. Dispensing with residence duties in connection with the entry of W. L. Taylor for the N.W. 4 13-25-1, W.P.M.
- P.C. 1877, 9th July, 1917. Authorizing person on active service overseas to appoint attorney to make application for patent.
- P.C. 1937, 12th July, 1917. Authorizing grant of certain lands for cemetery purposes to St. George Cemetery Company, Egremont, Alberta.
- P.C. 2039, 26th July, 1917. Authorizing grant of certain lands for park purposes to the town of Drumheller, Alberta.
- P.C. 2036, 27th July, 1917. Authorizing grant of land for cemetery purposes to rural municipality of Bear Lake, No. 740.
- P.C. 2037, 27th July, 1917. Authorizing grant of land for church purposes to Synod of the Diocese of Qu'Appelle.
- P.C. 2038, 27th July, 1917. Authorizing sale of certain lands to Diocese of Ruperts Land.
- P.C. 2066, 27th July, 1917. Authorizing the cancellation of the survey of certain lands along the old Dawson Road.
- P.C. 2075, 30th July, 1917. Amending Order in Council dated 29th May, 1917, with reference to the name of the Board of Trade of the town of The Pas, Manitoba.
- P.C. 2076, 1st August, 1917. Authorizing regulations *re* timber.
- P.C. 2090, 1st August, 1917. Amending forest reserve regulations.
- P.C. 2108, 6th August, 1917. Authorizing certain changes in Dominion lands regulations for the protection of water-power resources.
- P.C. 2109, 6th August, 1917. Authorizing license of occupation to Canadian Northern Pacific Railway Company of certain lands in the bed of the South Thompson River.
- P.C. 2171, 8th August, 1917. Authorizing the disposition of certain lands for town-site purposes.
- P.C. 2239, 15th August, 1917. Confirming the late C. R. Coutts in his entry for the S.E. 6-83-17 W. 6.
- P.C. 2241, 18th August, 1917. Authorizing sale by auction of certain school lands.
- P.C. 2258, 18th August, 1917. Authorizing the lease of certain lands to the Salts and Potash Company of Canada.
- P.C. 2259, 18th August, 1917. Granting certain lands for cemetery purposes to La Corporation Episcopale Catholique Romaine de Regina.
- P.C. 2226, 18th August, 1917. Transferring certain lands from Indian Affairs to Interior Department to be used for church purposes.
- P.C. 2287, 18th August, 1917. Confirming the late Joe White, who died on active service overseas, in his entry for the N.E. 11-89-9 W. 4.
- P.C. 2419, 1st September, 1917. Dispensing with residence duties in connection with the entry of J. L. Crawford for the N.E. 21-2-15 W. 3rd.

CONTENTS OF VOLUME 14—Continued.

- P.C. 2436, 1st September, 1917. Transferring certain lands to the Province of Manitoba for drainage purposes.
- P.C. 2420, 1st September, 1917. Granting certain lands to Col. Malloy.
- P.C. 2460, 11th September, 1917. Granting certain lands for church purposes.
- P.C. 2488, 11th September, 1917. Granting certain lands for summer home and shooting purposes.
- P.C. 2489, 11th September, 1917. Granting certain lands for church purposes.
- P.C. 2490, 11th September, 1917. Granting certain lands for cemetery purposes.
- P.C. 2535, 11th September, 1917. Granting a lease of certain lands for cement purposes.
- P.C. 2509, 11th September, 1917. Relieving entrant on active service from necessity of erecting a house on his homestead.
- P.C. 2561, 15th September, 1917. Dispensing with residence duties in case of entry for the S.E. 33-10-15 W. 4.
- P.C. 2593, 17th September, 1917. Granting certain lands to R. B. Clarke in lieu of other lands surrendered to the Crown by him.
- P.C. 2641, 28th September, 1917. Granting certain lands to the Grand Trunk Pacific Development Company, Limited.
- P.C. 2721, 3rd October, 1917. *Re* purchase of certain reclaimed lands in Kleskun Lake.
- P.C. 2728, 3rd October, 1917. Granting certain lands for church purposes.
- P.C. 2857, 12th October, 1917. *Re* certain lands granted for creamery plant purposes.
- P.C. 2856, 12th October, 1917. Granting certain lands for cemetery purposes.
- P.C. 3027, 3rd November, 1917. *Re* status of applicants for homestead entries as to nationality.
- P.C. 3163, 9th November, 1917. Granting certain lands for church and cemetery purposes.
- P.C. 3179, 13th November, 1917. Granting certain lands to A. Thoma, Calais, Alta.
- P.C. 3201, 14th November, 1917. Setting apart certain lands for the Sioux Band of Indians.
- P.C. 3242, 19th November, 1917. Granting certain lands for church purposes.
- P.C. 3210, 15th November, 1917. Granting permission to cut certain timber for ship building purposes.
- P.C. 3244, 29th November, 1917. Authorizing the granting of grazing permits in the Big Stick Forest Reserve.
- P.C. 3499, 4th January, 1918. Transferring certain lands to the Indian Affairs Department.
- P.C. 3512, 4th January, 1918. Granting certain lands for use for Customs purposes.
- P.C. No. 41-72, 10th January, 1918. Granting certain lands for right of way purposes.
- P.C. 65, 12th January, 1918. Granting certain lands to Alex. Cardinal, Jr., Fort Vermilion.
- P.C. 67, 12th January 1918. Granting certain lands to Chas. Enn, Calais, Alberta.
- P.C. 66, 12th January, 1918. Granting certain lands to Chas. Standing Ribbon, Calais, Alberta.
- P.C. 157, 22nd January, 1918. Change in description of certain lands granted personal representatives of the late T. W. Chalmers.
- P.C. 34-238, 30th January, 1918. Granting certain lands for cemetery purposes.
- P.C. 317, 8th February, 1918. Granting certain lands to the province of Saskatchewan for roadway purposes.
- P.C. 332, 11th February, 1918. Authorizing sale of certain lands reclaimed by drainage.
- P.C. 67-352, 11th February, 1918. Granting certain lands to A. McKillop.
- P.C. 69-352, 11th February, 1918. Exchanging certain lands with Hudson Bay Company in order to grant homestead entry for land relinquished by the company.
- P.C. 357, 13th February, 1918. Granting certain lands to the City of Regina for park purposes.
- P.C. 400, 18th February, 1918. Setting apart certain lands as school lands.
- P.C. 401, 20th February, 1918. Enacting regulations affecting men on active service.
- P.C. 23-425, 20th February, 1918. Leasing certain lands for mining purposes.
- P.C. 430, 21st February, 1918. Granting certain lands to the Grand Trunk Pacific Branch lines for terminal purposes.
- P.C. 459, 7th March, 1918. Enacting regulations *re* homesteaders employed as farm labourers.
- P.C. 538, 7th March, 1918. Enacting certain regulations affecting men on active service who hold homestead entries.
- P.C. 37-563, 8th March, 1918. Enacting regulations governing the leasing of unpatented lands held under homestead entry. Presented by Hon. Mr. Meighen, April 2, 1918. *Not printed.*

74. Return called for by section 88, of chapter 62, Revised Statutes of Canada, requiring that the Minister of the Interior shall lay before Parliament, each year, a return of liquor brought from any place out of Canada into the Territories by special permission in writing of the Commissioner of the Northwest Territories, for the year ending 31st December, 1917. Presented by Hon. Mr. Meighen, April 2, 1918. *Not printed.*

 CONTENTS OF VOLUME 14—*Continued.*

75. Return showing all lands sold by the Canadian Pacific Railway Company during the year ending 30th September, 1917, together with the names of the purchasers, in accordance with the Statutes of Canada, 1886, chapter 9, section 8. Presented by Hon. Mr. Meighen, April 2, 1918.*Not printed.*
76. Return to an Order of the House of March 25, 1918, for a return showing the total money value of the hard coal, soft coal, oil and gasoline imported into Canada during the years ending March 31, 1914, 1915, 1916 and 1917, and for each month since March, 1917. Presented by Hon. Mr. Sifton, April 2, 1918.*Not printed.*
77. Detailed statement of remissions of customs duties and the refund thereof, under section 22, Consolidated Revenue and Audit Act, through the Department of Customs, for the fiscal year ended 31st March, 1917. Presented by Hon. Mr. Sifton, April 3, 1918.*Not printed.*
78. Memorandum of Conferences between representatives of Labour and the War Committee, January, 1918. Presented by Hon. Mr. Rowell, April 3, 1918.*Printed for sessional papers only.*
79. A detailed statement of all bonds or securities registered in the Department of the Secretary of State of Canada, since last return (31st January, 1917) submitted to the Parliament of Canada under section 32 of chapter 19, of the Revised Statutes of Canada, 1906. Presented by Hon. Mr. Sifton, April 3, 1918.*Not printed.*
80. Return to an Order of the House, of the 25th March, 1918, for a copy of all letters, telegrams, petitions and other papers and documents relating to the appointment of a preventive officer at Mulgrave, N.S., to fill the position made vacant by the death of the late David Murray. Presented April 8, 1918.—*Mr. Sinclair.**Not printed.*
81. Return to an Order of the House of the 25th March, 1918, for a return showing:—1. The total amount of war contracts fulfilled in the Province of Quebec, from August, 1914, to January, 1918. 2. How many war munitions establishments are in activity in the Province of Quebec. 3. How many shells are manufactured weekly in said province. 4. How many hands are engaged in such establishments in said province. Presented April 8, 1918.—*Mr. Prevost.**Not printed.*
82. Return showing:—1. What sum of money has been spent for repairs to the wharf at Graham, since 1911. 2. Who has superintended the works, and the names of the parties who have been employed thereat. 3. What amount has been paid to each of them, and at what rate per diem. 4. The names of the parties supplying materials, and what amount has been paid to each of them. Presented April 8, 1918.—*Mr. Boyer.**Not printed.*
83. Return showing:—1. From what person or persons, firm or firms, the stone used in the rebuilding of the new Parliament building was purchased. 2. From what stone quarry or quarries the said stone was taken. 3. Where the said quarry or quarries are situated. 4. Whether public tenders were called for the supplying of said stone. 5. If so, from whom, and at what prices offers were received, and if said offers were f.o.b. at place of shipment or f.o.b. Ottawa. 6. If said stone was supplied from different quarries what quantities were supplied from each quarry respectively. Presented April 8, 1918.—*Mr. Copp.**Not printed.*
84. Memorandum No. 3, respecting work of the Department of Militia and Defence—European War—from February 1, 1916, to December 31, 1916. Presented by Hon. Mr. Mewburn, April 10, 1918.*Not printed.*
- 84a. Memorandum No. 4 respecting work of the Department of Militia and Defence, from January 1, 1917, to December 31, 1917. Presented by Hon. Mr. Mewburn, April 23, 1918.*Not printed.*
85. Return showing:—1. How many buildings have been rented by the Government in the city of Ottawa since February 1, 1915. 2. The owners of the said buildings. 3. Where said buildings are situated. 4. What rent per annum is paid for each building or part of building. 5. For what time or term said buildings are rented. Presented April 10, 1918.—*Mr. Papineau.**Not printed.*
86. Return to an Address to His Excellency the Governor General of the 21st March, 1918, for a copy of all Orders in Council appointing members of the National Service Board, and all reports made individually or collectively by the members of the Board. Presented April 10, 1918.—*Sir W. Laurier.**Not printed.*
87. Return to an Order of the House of the 3rd April, 1918, for a return showing:—1. Who are the commissioned officers employed at Quebec by the Military authorities in connection with Recruiting Branch, Army Service Corps, The Royal Canadian Engineers, The Royal Canadian Garrison Artillery and the Royal Canadian Artillery. 2. How long they have been connected with each branch. 3. What service each of them is

CONTENTS OF VOLUME 14—*Continued.*

performing. 4. What salary each one of them is receiving. 5. Who among them have performed service overseas, and how long they have been actually at the front. 6. How long they were in the trenches. 7. To which battalion they belonged when overseas. Presented April 11, 1918.—*Mr. Power* *Not printed.*

88. Return to an Order of the House of the 4th April, 1918, for a return showing:—1. What properties, if any, have been purchased by the Militia Department or the Military Hospital Commission in Quebec City, since the first of January, 1917. 2. From whom these purchases were made, and on whose recommendation. 3. The purchase price. Presented April 11, 1918.—*Mr. Power* *Not printed.*
89. Return to an Order of the House of the 4th April, 1918, for a return showing:—1. How many persons of all ranks are employed by the Military Hospitals Commission in British Columbia, and their names, rank and salaries. 2. Why they were appointed, and where they are stationed. 3. How many of these men have seen service at the front. 4. Who the senior official is of the Military Hospitals Commission in British Columbia. 5. What the total monthly cost of carrying on the work of the Commission in British Columbia is, and how many men are being looked after at present. 6. How many buildings are operated by the Military Hospitals Commission in British Columbia, and where they are situated. 7. How many officials from headquarters in Ottawa found it necessary to visit the Pacific Coast during the past year, and for what purpose. 8. If the Military Hospitals Commission has a regularly appointed publicity agent. If so, what his name is, and what his duties are. 9. If he has seen overseas service, and what his salary is. 10. The total cost of the publicity department during 1917. Presented April 11, 1918.—*Mr. Stevens* *Not printed.*
90. Return to an Order of the House of the 20th March, 1918, for a return showing the names of the staff of the Hospital Commission, the number of persons employed, their names, duties, salaries, former occupation and amounts paid to each for travelling expenses. Presented April 11, 1918.—*Mr. Devlin* *Not printed.*
91. Return to an Order of the House of the 3rd April, 1918, for a return showing:—1. How many Victoria Crosses have been awarded to members of the Canadian Expeditionary Force to date. 2. The name, address, battalion, and rank of each recipient. 3. The official respective record in respect of which each decoration was given in each case. Presented April 11, 1918.—*Mr. Middlebro* *Printed for sessional papers only.*
92. Return to an Order of the House of the 8th April, 1918, for a copy of a certain memorandum sent to the Minister of Public Works by the senior member for Ottawa relating to the abolition of patronage, and of all papers, letters and other documents which passed between him and the Minister of Public Works in relation thereto since the 17th of December, 1917. Presented April 2, 1918.—*Mr. McMaster* *Not printed.*
93. Summary Report of the Clerk of the Crown in Chancery of the General Election Returns, 1917. Presented by the Speaker, April 15, 1918 *Not printed.*
94. Return to Order of the House of the 11th April, 1918, for a return showing:—1. What steps, if any, have been taken by the Government to investigate war trade conditions in the United States. 2. Apart from members of the Cabinet if any parties have been sent by the Canadian Government on missions respecting war trade conditions in the United States. If so, what the names are of those who have been sent. 3. If any such parties have been sent, what the total expense is to the Government of such missions. Presented April 15, 1918.—*Mr. Devlin* *Not printed.*
95. Return to an Address to His Excellency the Governor General, of the 20th March, 1918, for a copy of all Orders in Council, reports and correspondence with respect to the admission free of duty of farm tractors and other agricultural implements. Presented April 15, 1918.—*Sir W. Laurier* *Not printed.*
96. Copies of Orders in Council issued in connection with the Military Voters' Act, 1917, and the War-time Elections Act, as follows.—
 - P.C. 3010, 7th November, 1917.—Instructions for the guidance of electors under the Military Voters' Act, 1917.
 - P.C. 3158, 9th November, 1917.—Scrutineers; appointment of six and providing payment for services and expenses, etc.
 - P.C. 3159, 9th November, 1917.—Presiding officers; appointment of certain and providing payment for services as, etc.
 - P.C. 3276, 24th November, 1917.—Special returning officers and clerks; appointment of and providing payment for services as, etc.
 - P.C. 3277, 27th November, 1917.—Regulation providing polls for returned military electors who are Indians.
 - P.C. 3322, 29th November, 1917.—Provision for taking votes of military electors belonging to units or drafts under orders to leave Canada before polling day.
 - P.C. 3404, 17th December, 1917.—Presiding officers; Engineer Captain W. M. Frowd, appointed in place of Captain F. C. C. Pascoe, at Halifax, N.S.
 - P.C. 6405, 17th December, 1917.—*Re* taking votes of units under orders to leave Canada, O.C. 29th November, 1917, amended.
 - P.C. 7, 8th January, 1918.—Special returning officers and clerks; appointment of further number of.

CONTENTS OF VOLUME 14—Continued.

- P.C. 8, 4th January, 1918.—Scrutineers, travelling and living expenses of defined.
- P.C. 9, 4th January, 1918.—Special returning officers and clerks; remuneration of.
- P.C. 10, 4th January, 1918.—Scrutineers; appointment Major Thomas Gibson, of London, Eng., in place of Brigadier-General J. F. L. Embury.
- P.C. 11, 4th January, 1918.—Further regulations for carrying the Military Voters' Act, 1917, into effect.
- P.C. 12, 8th January, 1918.—Payment for services of Boards of Appeal in Ontario and revising officers in Nova Scotia *re* revision of voters' lists.
- P.C. 13, 4th January, 1918.—Election in Halifax; Ward 6 constituted one single polling division.
- P.C. 63, 8th January, 1918.—Special returning officers and clerks; remuneration of.
- O.C. 4th January, 1918 (P.C. No. 9) amended.
- P.C. 84, 12th January, 1918.—Special returning officers; appointment Capt. Harold Baker, C.E.F., London, Eng., in place of Lt.-Col. Nelson Spencer.
- P.C. 85, 12th January, 1918.—Clerk of special returning officer; appointment Archibald Dickson, of Harrow, Eng. in place of Capt. Rippon, R.A.M.C.
- P.C. 98, 15th January, 1918.—Clerk of special returning officers; appointment E. L. Ginna in place of Ainslie W. Greene.
- P.C. 162, 19th January, 1918.—Resignation of R. A. Pringle as special returning officer and appointment of John W. P. Ritchie in his stead, and appointment of special returning officers and clerks.
- P.C. 323, 8th February, 1918.—Length of sessions to constitute a day's work.
- P.C. 396, 18th February, 1918.—Lieut. N. G. Charlton, presently in France, appointed to replace Major Powell as special returning officer.
- P.C. 397, 18th February, 1918.—Edgar E. R. Chevrier appointed to replace J. A. Pinard as special returning officer.
- P.C. 602, 12th March, 1918.—Proclamation of returns from overseas issued on receipt of telegraphic information. Presented by Hon. Mr. Doherty, April 15, 1918.
- Not printed*
97. Return to an Order of the House of the 3rd April, 1918, for a copy of all judgments rendered up to date under the operation of the Military Service Act, 1917, by the Central Appeal Judge. Presented April 15, 1918.—*Mr. Trahan**Not printed.*
98. Return to an Order of the House of the 20th March, 1918, for a return showing the names of all persons employed in Ottawa in the Military Service Council, their salaries and former occupations. Presented April 15, 1918.—*Mr. Devlin**Not printed.*
99. Report of the Royal Commission appointed to inquire into and report upon the Pilotage System and its administration at the port of Halifax, N.S. Presented by Hon. Mr. Ballantyne, April 15, 1918.*Not printed.*
100. Return to an Order of the Senate, dated 21st March, 1918, showing:—The details of certain totals, being the estimated cost of streets, sewers, etc., given on figures 29-30, placed between pages 96-97 of Rural Planning and Development, written by Thomas Adams, being a report published by the Commission of Conservation dated 1917. The said totals being \$35,584, \$26,736, \$20,748 and \$23,533.—*The Senate**Not printed.*
101. Return to an Order of the Senate, dated 22nd March, 1918, showing:—1. The different aviation camps established by the Canadian Government and their location, with the date of their establishment. 2. The number of aviators who have gone through those camps since their establishment, and of those who have obtained their certificates. 3. The number of aviators now qualifying in each of these camps. 4. The number of accidents which happened in each of these camps, distinguishing: (a) mortal accidents; (b) serious accidents; (c) slight accidents, with their respective dates. 5. The number of machines out of commission, as a total loss or seriously damaged.—*The Senate*,
Not printed.
102. Return to an Order of the House of the 10th April, 1918, for a copy of all correspondence concerning the resignation of W. F. O'Connor, K.C., as Cost of Living Commissioner. Presented April 16, 1918.—*Mr. Lemieux**Not printed.*
103. Copy of Order in Council, P.C. 758, dated 26th March, 1918, relating to the making of a contract with the Dominion Steel Corporation, Limited, for the manufacture of steel plates required in the construction of ships and boilers. Presented by Hon. Mr. Ballantyne, April 18, 1918.*Not printed.*
104. Copy of Order in Council, P.C. 915, dated 16th April, 1918, prohibiting the press from publishing any adverse statement, report or opinion concerning the action of the allied nations in the prosecution of the war; and also prohibiting any person from publicly expressing any adverse statement, report or opinion concerning the same. Presented by Hon. Mr. Doherty, April 18, 1918.
105. Report of the Military Service Council on the administration of the Military Service Act, 1917 Presented by Hon. Mr. Doherty, April 18, 1918.

CONTENTS OF VOLUME 14—*Continued.*

106. Return to an Order of the House of the 15th April, 1918, for a return showing:—1. The sums of money expended on repairs of a wharf at Ile Perrot Sud, since 1911. 2. The names of those who have been employed on said works, and the amount of money which has been paid to each of them. 3. The names of the parties who have supplied the materials, and the amount of money which has been paid to each of them. Presented April 18, 1918.—*Mr. Boyer* *Not printed.*
107. Return to an Order of the House of the 15th April, 1918, for a return showing:—1. The sums of money expended on repairs at Hudson's Wharf, since 1911. 2. The names of those who have been employed on said works, and the amount of money which has been paid to each of them. 3. The names of the parties who have supplied the materials, and the amount of money which has been paid to each of them. Presented April 18, 1918.—*Mr. Boyer* *Not printed.*
108. Return to an Order of the House of the 15th April, 1918, for a return showing:—1. The sums of money expended on repairs of wharf at Ile Perrot Nord, since 1911. 2. The names of those who have been employed on said works, and the amount of money which has been paid to each of them. 3. The names of the parties who have supplied the materials, and the amount of money which has been paid to each of them. Presented April 18, 1918.—*Mr. Boyer* *Not printed.*
109. Return to an Order of the House of the 15th April, 1918, for a return showing:—1. The sums of money expended on repairs at St. Zotique Wharf, since 1911. 2. The names of those who have been employed on said works, and the amount of money which has been paid to each of them. 3. The names of the parties who have supplied the materials, and the amount of money which has been paid to each of them. Presented April 18, 1918.—*Mr. Boyer* *Not printed.*
110. Return to an Order of the House of the 10th April, 1918, for a copy of all correspondence and other papers concerning the merger of the Bank of British North America with the Bank of Montreal. Presented April 18, 1918.—*Mr. Devlin* *Not printed.*
111. Return to an Order of the House of the 11th April, 1918, for a return showing:—1. Referring to *Canada Gazette* statement of March 30th giving particulars as to circulation and specie, against what approved securities were Dominion notes issued to the value of \$92,820,000. 2. To what banks these notes were issued, and what the respective security was in each case. Presented April 18, 1918.—*Mr. Trahan*.
Not printed.
112. Return to an Order of the Senate, dated April 16th, 1918, to the Clerk of the Senate for the following information:—1. The number of pages of the Senate Debates of last session, giving the number of unrevised and the number of revised. 2. Is the French translation made from the unrevised edition or from the revised? 3. Is the French translation of the Debates of last session completed? If so, when was the last copy delivered to the Printing Bureau? If not yet completed, how many pages remained untranslated on the 18th of March last? 4. How many translators are employed on the regular staff for this work? 5. What is the name and the salary of each? 6. Have they or any of them been employed at any other work for the Senate during or since last session? If so, what work? 7. Has any other person or persons been employed to assist the regular staff in the work of translating the Debates of last session? If so, state the name of each such person, the length of time he has been so employed, and the amount of his remuneration therefor. 8. Is each translator expected to translate a definite minimum number of pages of the Debates each working day? If so, how many printed pages are supposed to constitute a fair day's work for each man? 9. Did the regular staff of translators translate into English the speeches delivered in French during the last session? If so, how many pages? If not, who did this work, and what extra remuneration, if any, was paid for it?—*The Senate* *Not printed.*
113. Statement issued by the War Cabinet at the request of the Board of Admiralty, showing for the United Kingdom and for the World, for the period August, 1914, to December, 1917:—1. Mercantile losses by enemy action and marine risk. 2. Mercantile Ship-building Output. 3. Enemy vessels captured and brought into service; together with diagrams, showing mercantile losses and shipbuilding output for the United Kingdom and for the world, for the same period. Presented by Sir Robert Borden, April 18, 1918.
114. Return to an Order of the House of the 21st March, 1918, for a copy of all telegrams, letters, petitions and all other correspondence and documents, concerning the service of the steamer *Amelia* between Pictou and Magdalen Islands Presented April 19, 1918.—*Mr. Lemieux* *Not printed.*
115. Return to an Order of the Senate to the Clerk dated April 18, 1918, for a statement showing:—1. The names of all persons employed in connection with the work of preparing the Minutes of Proceedings, the Order Paper and the Journals of this House (a) in English and (b) in French, and the salary or other remuneration paid to each. 2. The number of each of these documents printed (a) in English and (b) in French, and the cost of printing and binding the same for the fiscal year ending the 31st of March, 1918.—*The Senate* *Not printed.*

 CONTENTS OF VOLUME 14—*Continued.*

116. Statement showing how many members of the outside service have been transferred to the inside service since October 1, 1917, and how many persons have been appointed under section 21 of the present Civil Service Act since that time. Presented by Hon. Mr. Maclean, April 22, 1918.*Not printed.*
117. Return to an Address to His Excellency the Governor General of the 8th April, 1918, for a copy of Orders in Council in reference to the appointment of Colonel Langton as Paymaster General in the Militia Department. Presented April 22, 1918.—*Mr. Copp.*
Not printed.
118. Return to an Order of the House of the 18th April, 1918, for a return showing:—1. What blue books have been printed during the years 1916 and 1917. 2. Which of said books have been printed in both languages. 3. Which of said books have been printed in the English language only. 4. Which of said books have been printed in the French language only. Presented April 22, 1918.—*Mr. Demers.**Not printed.*
119. Copy of Order in Council P.C. 807, dated the 3rd of April, 1918, with respect to the reservation of Dominion Lands for disposition under the Soldiers' Settlement Act (Chapter 21, 7-8 George V). Presented by Hon. Mr. Meighen, April 23, 1918.
Not printed.
120. Statement of amounts paid to newspapers, etc., on account of Victory Loan Advertising. Presented by Sir Robert Borden, April 24, 1918.*Not printed.*
121. Copy of the Report submitted by the Officer in charge of the Canadian War Records Office, London England, to the Right Honourable Sir Robert L. Borden, G.C.M.G., M.P., Prime Minister of Canada, on the work of the Canadian War Records Office since the date of its foundation to the 11th January, 1917. Presented by Sir Robert Borden, April 24, 1918.*Not printed.*
- 121*a*. Copy of the Second Annual Report of the Canadian War Records Office for the year 1917. Report submitted by the officer in charge to the Hon. Sir Edward Kemp, K.C.M.G., M.P., Overseas Minister of Militia and Defence. Presented by Sir Robert Borden, May 17, 1918.*Not printed.*
122. Return to an Order of the House of the 8th April, 1918, for a return showing:—1. How many persons belonging to class one were liable to be called under the Military Service Act, 1917, in each of the provinces and the Yukon Territory, respectively. 2. How many in each province have reported themselves for service. 3. How many in each province have asked to be exempted from military service. 4. How many in each province have been exempted by local tribunals. 5. How many decisions rendered in each province by local tribunals have been appealed from by: (a) recruits; (b) representatives or military authorities. 6. In how many appeal cases have decisions been rendered in each province, how many appeals have been allowed, and how many rejected in each province. 7. How many cases are still pending before the Central Appeal Judge. 8. Whether it is the intention of the military authorities or public representatives to appeal in some other cases, either before the appeal tribunal or before the Central Appeal Judge. 9. If so, how many in each province. Presented April 24, 1918.—*Mr. Trahan.**Not printed.*
123. Return to an Order of the House of the 8th April, 1918, for a copy of all correspondence, certificates, recommendations and other documents in reference to the granting of a total disability pension to Colonel R. H. Labatt.—Presented April 24, 1918.—*Mr. Copp.*
Not printed.
124. Return to an Order of the House of the 24th April, 1918, for a return showing:—1. Upon whose recommendation the returning officer for the county of Joliette, in the last Federal election, was appointed. 2. Whether enumerators were appointed in accordance with paragraph one, section forty-two, of the Dominion Elections Act, as amended by the War-time Elections Act of 1917. 3. If so, the names of the enumerators so appointed, when the list of such enumerators was sent, and to what person or persons said list was sent. Presented April 25, 1918.—*Mr. Denis.**Not printed.*
125. Copy of Order in Council, P.C. 812, dated 5th April, 1918.—Regulations governing the Soldier Settlement Loan under the authority of the Soldier Settlement Act (Chapter 21, 7-8 George V). Presented by Hon. Mr. Meighen, April 26, 1918. . . .*Not printed.*
126. Return to an Address to His Excellency the Governor General of the 25th March, 1918, for a copy of all letters and telegrams exchanged between the Dominion Government and the various provincial executives concerning the Order in Council of 22nd December, 1917, respecting the sale of securities by provincial, colonial or foreign governments, municipalities and other bodies. Presented April 29, 1918.—*Mr. Lemieux.*
Not printed.

 CONTENTS OF VOLUME 14—*Continued.*

- 127.** Return to an Order of the House of the 25th March, 1918, for a return showing:—1. If any money has been paid to the *Dundalk Herald*, the *Flesherton Advance*, the *Markdale Standard*, the *Durham Chronicle*, the *Grey Review*, or the *Hanover Post* for advertising or for any other reason since 1st October, 1917. 'If so, how many was paid in the case of each of the papers mentioned. Presented April 29, 1918.—*Mr. Cahill.*
Not printed.
- 128.** Return to an Order of the House of the 15th April, 1918, for a return showing:—1. The officers employed at Quebec on the staff of the Military District No. 5. 2. How long they have been connected with this branch. 3. What service each of them is performing. 4. What salary and allowance each of them is receiving. 5. Names of those amongst them who have performed service overseas. 6. How long they have been actually at the front. 7. How long they were in the trenches. 8. To which battalion they belonged while overseas. Presented April 29, 1918.—*Mr. Power.* . . . *Not printed.*
- 129.** Report of the Commissioners appointed to investigate the businesses of William Davies Co., Ltd., and Matthews-Blackwell, Ltd., dated 1st November, 1917. Presented by Hon. Mr. Crothers, May 1, 1918.
- 130.** Return to an Order of the House of the 24th April, 1918, for a return showing the details of certain totals being the estimated cost of street sewers, etc., given on figures 29 and 30 placed between pages 96-97 of Rural Planning and Development written by Thomas Adams, being a report published by the Commission of Conservation dated 1917. The said totals being \$35,584, \$26,736, \$20,748 and \$23,533. Presented May 1, 1918.—*Mr. Lemieux.* . . . *Not printed.*
- 131.** Statement of expenditure of the Dominion Publicity Committee in account with the Dominion Government, and in connection with the Victory Loan, 1917. Presented by Hon. Mr. Maclean, May 1, 1918.
- 131a.** Report of Mr. A. E. Ames, Chairman of the Dominion Executive Committee of Canada, in connection with the Victory Loan, 1917. Presented by Hon. Mr. Maclean, May 1, 1918. *Not printed.*
- 131b.** Statement showing details of remuneration paid in connection with Victory Loan. Presented by Hon. Maclean, May 11, 1918. *Not printed.*
- 132.** Return to an Order of the House of the 3rd April, 1918, for a return showing:—1. How many local tribunals were established throughout Canada under the Military Service Act. 2. What remuneration per diem was allowed each member of such tribunal. 3. What was remuneration per day for Secretary of tribunal and also for constables or caretaker of the tribunal sessional chamber. 4. What has been the total expenditure to date on account of tribunals under the Military Service Act. 5. Whether there are any outstanding claims unpaid. Presented May 1, 1918.—*Mr. White (Victoria).*
Not printed.
- 133.** Report of the Ninth Annual Meeting of the Commission of Conservation, Canada, November 27-28, 1917.—(*The Senate*) *Not printed.*
- 134.** Return showing:—1. Whether the building of the hospital for invalid soldiers at Ste. Anne de Bellevue is under Government control. 2. If not, through whose agency. Whether it is being built by contract or under the supervision of any public body. 3. What sum has been paid by the Government for the land where this hospital is being erected. 4. What the cost of construction will be. 5. How many invalid soldiers it will accommodate. 6. How far this hospital is from Macdonald College. 7. Whether the Government has considered the very grave inconvenience which may result from the erecting of such an institution in the vicinity of a college where hundreds of young ladies are being educated. Presented May 1, 1918.—*Mr. Boyer* *Not printed.*
- 135.** Return to an Order of the Senate, dated April 23, 1918, giving the following information:—The names, dates of appointments, salaries or wages of all clerks and employees of the Department of Public Printing and Stationery, under the following heads:—(a) King's Printer's staff, including advertising. (b) Printing Branch. 1. Clerks. 2. Proofreaders. 3. Typesetting rooms: Mono, Lino, Job and Parliamentary. 4. Press rooms: Platen and Cylinder. 5. Binding: Book, Pamphlet. 6. Stereotyping. 7. Map engraving. 8. Any other Departments. (c) Outside Printing Branch. (d) Accountants. (e) Stationery. (f) Distribution. (g) Mechanical staff. (h) *Canada Gazette.* (i) Caretaker. (j) Any other Departments.—(*The Senate*) *Not printed.*
- 136.** Return showing:—1. Whether tenders have been recently submitted to the Department of Militia and Defence or to the War Purchasing Commission for a supply of Smoked Wiltshire Bacon, at Toronto, Kingston and London. 2. If so, who the tenderers are, and what their prices are, in each case. 3. To whom the contract has been awarded in each case, and at what price. Presented May 2, 1918.—*Mr. Murphy.* . . . *Not printed.*

CONTENTS OF VOLUME 14—*Continued.*


137. Order in Council, P.C. 26/942, dated the 19th April, 1918, with regard to remissions made under section 88 of The Indian Act, chapter 81, R.S.C. 1906, of the interest on arrears of purchase price of Park Lot No. 19, in the village of Southampton, in the County of Bruce, Ontario, amounting to \$18.—(*The Senate*)... ..*Not printed.*
138. Order in Council, P.P. 871, dated 23rd April, 1917, being regulations for the protection of migratory game birds, migratory insectivorous and migratory non-game birds, which inhabit Canada during the whole or any part of the year, under the authority of The Migratory Bird Act, 7-8 George V, 1917.—(*The Senate*)... ..*Not printed.*
139. Return to an Order of the House of the 6th May, 1918, for a return showing:—What the gross earnings of the National Transcontinental railway were for the year ending 31st March, 1918; how much was earned between Moncton and Quebec, between Quebec and Cochrane Junction, between Cochrane Junction and Winnipeg, and between Lake Superior Junction and Fort William, and the amount paid by that railway to the Canadian Pacific for terminal charges at Quebec. Presented May 13, 1918.—*Mr. Lavigne*... ..*Not printed.*
140. Return to an Order of the House of the 24th April, 1918, for a copy of all correspondence, letters, telegram and other papers exchanged between the Food Controller and the Winnipeg Civic Authorities concerning cold storage conditions at Winnipeg. Presented May 13, 1918.—*Mr. Lemieux*... ..*Not printed.*
141. Interim Report No. 2, Georgian Bay Canal Commission,—Wheat Prices, and a Comparative Study of United States and Canadian Markets, by W. Sanford Evans. Presented by Hon. Mr. Carvell, May 13, 1918..*Printed for distribution and Sessional Papers.*
142. Interim Report No. 3, Georgian Bay Canal Commission—Transatlantic Passenger and Freight Traffic and Steamship Subsidies, by W. Sanford Evans. Presented by Hon. Mr. Carvell, May 13, 1918..*Printed for distribution and Sessional Papers.*
143. Return to an Order of the House, of the 24th April, 1918, for a copy of all correspondence and petitions passed between the Prime Minister and Civil Service Federation, concerning certain appointments made in the Post Office and Customs Departments since the 17th of December, 1917. Presented May 13, 1918.—*Mr. Lemieux*..*Not printed.*
144. Return showing:—1. Whether the Government is aware that in the past sixteen months in the Cities of Winnipeg, Hamilton, Toronto, Ottawa and Montreal, the following quantities of foodstuffs, are reported to have been ordered to be destroyed as unfit for human consumption;—(a) Meats: Winnipeg, 7,262 lbs.; Hamilton, 4,874 lbs.; Toronto, quantities not given in lbs., only sides, quarters, legs, etc.; Ottawa, 7,787 lbs.; Montreal, 105,898 lbs. (b) Poultry: Winnipeg, 11,364 lbs.; Hamilton, 8 fowl; Montreal, 2,344 lbs. (c) Fish: Winnipeg, 9,066 lbs.; Toronto, 74,587 lbs., weight not given, only number of packages for remainder; Montreal, 137,903 lbs. (d) Vegetables: Winnipeg, 265,565 lbs.; Toronto, 5,855 lbs. cabbage, the rest weight not given, only crates, baskets, etc., also recently 48,010 lbs., or 24 tons of food unfit for human consumption; Montreal, 13,940 lbs. (e) Eggs: Winnipeg, 3,013 lbs.; Hamilton, 40 doz.; Toronto, 1,050 doz., 6 tubs, 1 pail, and 8 gallons yolk. (f) Butter: Winnipeg, 3,374 lbs.; Hamilton, 22 lbs. (g) Fruit (fresh and dried): Winnipeg, fresh, 46,375 lbs., dried, 37,207 lbs.; Hamilton, fresh, 12 baskets; Montreal, fresh, 3,362 lbs. 2. If so, what action the Government proposes taking to prevent a continuance of such waste. Presented May 13, 1918.—*Mr. Foster (York)*.
145. Return showing:—1. Whether the Government is aware that 236,490 pounds of food were destroyed in the city of Toronto between April 4 and April 29, 1918, according to a report of one of the Departments of the Toronto City Corporation. 2. Whether the Food Controller has taken any action to stop such wholesale waste of food. 3. If so, what he has done in this particular case. Presented May 15, 1918.—*Mr. Proulx*..*Not printed.*
146. Return to an Order of the House of the 22nd April, 1918, for a return showing:—1. The names of all persons employed in connections with the work of preparing the Votes and Proceedings, the Order Paper and the Journals of the House (a) in English, and (b) in French, and the salary and other remuneration paid to each. 2. The number of each of these documents printed, (a) in English, and (b) in French, and the cost of printing and binding the same for the fiscal year ending the 31st of March, 1918. Presented May 15, 1918.—*Mr. Currie*... ..*Not printed.*
147. Return to an Order of the House of the 22nd April, 1918, for a return showing:—1. The names of all persons employed in connection with the work of reporting and translating in the House. 2. How long each has been so employed. 3. The rate of remuneration paid to each during the past year, with the total amount paid to each class of persons. 4. Number of copies of the Debates of the House printed during the past year, (a) in English, and (b) in French, specifying the number of the unrevised and of the revised editions, respectively. 5. The cost of printing and binding the same for each year since 1900, inclusive. 6. The amounts paid in addition to the above, in each year since 1900, inclusive, for (a) reporting, (b) translating, (c) typewriting, and (d) printing proceedings before Parliamentary Committees. Presented May 15, 1918. *Mr. Currie*..*Not printed.*


 CONTENTS OF VOLUME 14—*Continued.*


148. Return to an Order of the House of the 24th April, 1918, for a return showing:—1. What control the Canadian Government has over the operations of the Imperial Royal Flying Corps in Canada, and what Department of the Government would exercise this control. 2. Whether the Canadian Government has any officers or representatives on the Canadian Branch of the Imperial Flying Corps. If so, what their names are, and what positions they occupy. 3. Whether the Canadian Government intends to take over all the offices, plant, and equipment, of the Imperial Royal Flying Corps in Canada at an early date. If not, why not. How many accidents and deaths have occurred in Canada, United States and Overseas among our flying men. 5. The nature of the investigations into these accidents, and where the records are kept. 6. Whether the Government of Canada at the close of the war intends to establish and maintain a Canadian Flying Corps. If so, what preparations are under way, with this end in view. 7. How many Canadians and how many Americans, have joined the Imperial Royal Flying Corps in Canada. 8. How many mechanics are employed by the Imperial Royal Flying Corps in Canada. 9. What amount of money has been expended in Canada by the Imperial Royal Flying Corps. 10. How many Canadian Officers who have seen air service overseas are in the employ of the Imperial Royal Flying Corps in Canada. Presented May 16, 1918.—*Mr. Armstrong (Lambton).*
- 148a. Return to an Order of the House of the 24th April, 1918, for a return showing:—1. What status the Canadian recruits of the Royal Flying Corps have in the military affairs of Canada. 2. In the case of permanent injury or death of Canadians in the Royal Flying Corps in the discharge of their duties, what provision has been made to pension their dependents. 3. How many men came to Canada from England to establish training camps for the Royal Flying Corps; if any of these men have returned to England. If so, how many have been replaced by Canadians. 4. What comparative results were obtained in training cadets at the training camps around Toronto and the camps located in Texas. 5. Whether the Royal Flying Corps went to Texas and remained there at the expense of, and on the request of the United States Government. 6. Whether the authorities of the Royal Flying Corps were asked to give consideration to a location in British Columbia. If so, what the nature of the request was. 7. If it is not a fact that the weather conditions in Texas proved very unfavourable for flying corps training purposes. 8. What investigations of a technical character were made of the air conditions in Texas before selecting that place as a training ground for our airmen. 9. What investigations were made as to the atmospherical and climatical conditions in British Columbia regarding the locating of an air squadron training camp in that province. 10. Whether the Imperial Munitions Board took an option to lease a large area of land at Delta, near Vancouver, B.C., to establish winter training camps for the Canadian training squadrons of the Royal Flying Corps, and whether tenders were asked for materials, hangers, buildings, etc. If so, why these negotiations were dropped. 11. How many deaths in the Royal Flying Corps training camps in Texas resulted from atmospherical conditions, which are unfavourable to the successful training of aviators. 12. Whether any requests have been made to the Canadian Government for assistance to the Royal Flying Corps either through appropriation or gifts of money for training machines. If so, the nature of these requests. 13. Where the records are kept of the causes of injury or illness of Canadian cadets and mechanics of the Royal Flying Corps. 14. Whether English-born drill sergeants are exclusively employed in the training of Canadian cadets in the Royal Flying Corps in Canada. 15. What efforts have been made by the Canadian Government or individuals or organizations to develop and assist the Flying Corps in Canada, and whether the Government has extended any assistance to these individuals or organizations. 16. Whether any part of the grant of \$100 provided by Order in Council for each aviator trained in Canada to defray a part of the expense incurred in training has been paid, or whether any request for payment has been made. Presented May 16, 1918.—*Mr. Armstrong (Lambton)*.*Not printed.*
149. Second Report of the War Purchasing Commission, covering period from 1st January, 1917, to 31st March, 1918. Presentd by Sir Robert Borden, May 16, 1918.*Not printed.*
150. Return to an Order of the Senate dated 9th May, 1918, for a return giving a statement of imports of petroleum oils and spirits (gallons, value and duty) during each of the following fiscal years ending 31st March: 1909-10-11-12-13-14-15-16-17, and for each month of the unexpired year ending 31st March, 1918.—*(The Senate)*.*Not printed.*
151. Report of the Administrative Chairman of the Honourary Advisory Council for Scientific and Industrial Research 1917-18. Presented by Sir George Foster, May 17, 1918.*Not printed.*
152. Return to an Address to His Excellency the Governor General, of the 13th May, 1918, for a copy of the Order in Council appointing Mr. Main Johnson and passed under the War Measures Act as mentioned by Hon. Mr. Rowell on page 1350 of *Unrevised Hansard*. Presented May 20, 1918.—*Mr. Archambault*.*Not printed.*
153. First Report of the Munition Resources Commission, November, 1915, to February, 1918, inclusive. Presented by Hon. Mr. Burrell, 20th May, 1918.*Not printed.*

CONTENTS OF VOLUME 14—*Concluded.*

154. Return to an Order of the House of the 22nd April, 1918, for a return showing:—What amounts have been paid by the Government for printing or advertising to the *Globe*, Toronto, and the *Devoir*, Montreal, during each of the fiscal years ending 31st March, 1915, 1916, 1917 and 1918. Presented May 20, 1918.—*Mr. McMaster*... *Not printed.*
155. Return to an Order of the House of the 25th March, 1918, for a copy of all petitions, letters or communications of any kind either asking for or opposing the importation of coolie labour, from first of September last to date. Presented May 20, 1918.—*Sir Wilfrid Laurier*... *Not printed.*
156. Return to an Order of the House of the 25th March, 1918, for a copy of all memoranda and petitions by Slav subjects of Austria, naturalized in Canada, setting forth grievances and suggesting remedies. Presented May 20, 1918.—*Sir Wilfrid Laurier*.
Not printed.
157. Return to an Order of the Senate, dated 12th April, 1918, for a return giving:—1. The name, rank, and qualifications of each of the persons, upon whose advice and recommendation, lobster hatcheries, heretofore operated in Canada by the Department of Naval Affairs, are to remain closed. 2. Copies of the reports and recommendations (or if the same are published, the references thereto in official publications), which fully disclose all the facts, reasons, and grounds, upon which the Department makes its decision to abandon the policy of operating lobster hatcheries.—(*The Senate*).
Not printed.
158. Order in Council P.C. 668, dated 25th March, 1918, *re* procedure for conferring titles of honour upon subjects of His Majesty ordinarily resident in Canada. Presented by Sir Robert Borden, May 21, 1918... *Not printed.*
159. Return to an Order of the House of the 2nd May, 1918, for a return showing:—1. The amount paid the *Toronto Globe* and the *Toronto Star* respectively, from 1st January, 1917, to 1st April, 1918, for all service between the said dates. 2. Whether any contract of any kind was made with either of the said newspapers between the dates mentioned for advertising, publicity, or news editorial and feature service. 3. If so, by whom said contract or contracts were made, and what the particulars are thereof. Presented May 22, 1918.—*Mr. Murphy*... *Not printed.*
160. Return to an Order of the House of the 8th April, 1918, for a return showing:—1. What quantity of bran, shorts, or mill feed have been exported to the United States (a) by license; (b) without license, between 1st August, 1917, and 28th February, 1918. 2. To what firms in Canada licenses to export this feed have been granted, and for what quantity in each case. Presented May 22, 1918.—*Mr. Kay*... *Not printed.*
161. Return to an Order of the House of the 15th May, 1918, for a return showing:—1. The total amount paid to the Journal Publishing Company of Ottawa, Limited, during the fiscal years 1912-13-14-15-16-17 inclusive, for (a) rentals; (b) printing. 2. Whether the official cheques of the Government for said rentals and printing jobs were issued directly in favour of the above company, or to P. D. Ross, Esq. Presented May 23, 1918.—*Mr. Brouillard*... *Not printed.*
162. Return to an Order of the House of the 16th May, 1918, for a return showing:—1. The total number of the families of soldiers deceased since the beginning of the war, who receive pensions from the Government. 2. Of this number, how many reside in Great Britain, how many reside in Canada, and how many reside elsewhere. Presented May 23, 1918.—*Mr. Seguin*... *Not printed.*
163. Report dealing with the purchase and sale of Fordson tractors by the Canada Food Board. Presented by Hon. Mr. Crerar, May 23, 1918... *Not printed.*







CANADA

PUBLIC ACCOUNTS

FOR THE

FISCAL YEAR ENDED MARCH 31

1917

PRINTED BY ORDER OF PARLIAMENT



OTTAWA
J. DE LABROQUERIE TACHÉ
PRINTER TO THE KING'S MOST EXCELLENT MAJESTY
1918

*To His Excellency the Duke of Devonshire, K.G., P.C., G.C.M.G., G.C.V.O.,
etc., etc., Governor General and Commander in Chief of the Dominion of
Canada.*

MAY IT PLEASE YOUR EXCELLENCY,—

The undersigned has the honour to present to Your Excellency the Public
Accounts of Canada for the Fiscal Year ended March 31, 1917.

All of which is respectfully submitted.

W. T. WHITE,
Minister of Finance.

OTTAWA, 1917.




TABLE OF CONTENTS

	PAGE.
REPORT OF THE DEPUTY MINISTER OF FINANCE.....	vii
Ordinary Receipts and Payments.....	vii
Capital and Special Expenditures.....	vii
Savings Banks.....	viii
Investments.....	viii
Debt.....	ix
Loans.....	ix
War account expenditures by Departments.....	xii
" " by Militia Department.....	xiii
Railway Securities guaranteed by the Dominion.....	xiv
Dominion Notes.....	xv
Statement of Account.—Grand Trunk Pacific Railway Company.....	xxii
" " Canadian Northern Railway Company.....	xxiv
" " Canadian Northern Ontario Railway Company.....	xxvi
" " Canadian Northern Alberta Railway Company.....	xxvii
" " Decayed Pilots Funds.....	xxix
Number of officials, etc., under Superannuation and Retirement Acts.....	xxx
Dominion Note Circulation—	
Dominion Notes issued and redeemed and in circulation.....	xvi
" issued to Assistant Receiver General.....	xvi
" withdrawn from circulation and destroyed.....	xvii
" circulation from March 31, 1882, to March 31, 1917.....	xvii
Canadian Gold Coin issued by the Mint to March 31, 1917.....	xxiii
Silver and bronze coinages for Canada from 1858 to 1917.....	xxiii
Deportation of American Coinage from April 1, 1910 to March 31, 1917.....	xx
Silver recoinage statement.....	xxii
Copper recoinage statement.....	xxii

PART I

Balance Sheet for the fiscal year ended March 31, 1917.....	2
Consolidated Fund for the fiscal year ended March 31, 1917.....	14
Receipts and Payments.....	8
Cash Account.....	17
Funded Debt, payable in London.....	18
" " Canada.....	21
Sinking Fund.....	20
Loans authorized and redeemed.....	20
Table	
I.—Debt of Canada from July 1, 1867, to March 31, 1917.....	24
II.—Receipts and Expenditures of Canada.....	26
III.—Summary of the Liabilities.....	28
IV.—" Assets.....	30
V.—Detailed Liabilities of Canada.....	31
VI.—" Assets of Canada.....	41
VII.—Receipts from Consolidated Fund.....	60
VIII.—Expenditure.....	67
IX.—Debt of Canada payable in London from 1867 to 1917, according to the rate of interest it bears.....	76
X.—Liabilities and assets of Canada from July 1, 1868, to March 31, 1917, according to the rate of interest they bear.....	78
Capital Expenditure.....	85
Increase and decrease of debt from 1867 to 1917.....	88
Savings Bank, Post Office.....	92
" Nova Scotia.....	94
" New Brunswick.....	94
" Manitoba.....	94
" British Columbia.....	94
" Prince Edward Island.....	94
" Recapitulation, 1868 to 1917.....	94
" General recapitulation, 1868 to 1917.....	109
Comparative Statement of Finance Department.....	110
Issue and redemption of Dominion notes.....	111
Railway Subsidies.....	112

SUBSIDIARY STATEMENTS

PART II

REVENUE STATEMENTS

	PAGE.
Comparative Statement of Revenue by Services for 1915-16 and 1916-17.....	2
Customs Revenue.....	10
Premiums, Discount and Exchange Revenue.....	21
Interest on Investments.....	24
Casual Revenue.....	26
Fines and Forfeitures, including Seizures.....	18
Superannuation.....	30

PART III

EXPENDITURE STATEMENTS

Interest on Public Debt.....	2
Sinking Fund.....	6
Charges of Management.....	7
Redemption of Public Debt.....	9
Superannuation.....	10
Expenditure by Services.....	30
Intercolonial Railway.....	55
Prince Edward Island Railway.....	55
National Transcontinental Railway.....	56
International Railway of New Brunswick.....	56
St. John & Quebec Railway.....	57
Canadian Government Railways.....	58
Indian Fund.....	58
Province of Ontario Debt Account.....	59
" Quebec Debt Account.....	59
" Nova Scotia Debt Account.....	59
" Suspense Account.....	59
" New Brunswick Debt Account.....	60
" Prince Edward Island Debt Account.....	60
" Land Account.....	60
" British Columbia Debt Account.....	60
" Manitoba Debt Account.....	60
Provincial Subsidy Account.....	61

FINANCE DEPARTMENT,
OTTAWA.

The Hon. Sir W. THOMAS WHITE, K.C.M.G.,
Minister of Finance, Ottawa.

SIR,—I have the honour to submit to you the Public Accounts for the fiscal year ended March 31, 1917.

ORDINARY RECEIPTS AND PAYMENTS.

The receipts on account of Consolidated Fund for the year amounted to \$232,701,294; and the expenditure on the same account to \$148,599,343.23, showing a surplus of ordinary receipts over ordinary expenditure of \$84,101,950.77.

CAPITAL AND SPECIAL EXPENDITURES.

In addition to the Consolidated Fund expenditure, the following outlays were made and charged to Capital:—

Railways—

Intercolonial Railway.....	\$ 4,490,472 56
International Railway.....	3,724 98
New Brunswick and Prince Edward Island Railway.....	46,579 38
Prince Edward Island Railway.....	609,751 71
National Transcontinental Railway.....	3,916,586 20
Hudson Bay Railway.....	2,604,279 94
Quebec and Saguenay Railway.....	332,254 93
 Total Railways.....	 \$12,003,649 70
Quebec Bridge.....	2,733,677 00
	<hr/> \$14,737,326 70 <hr/>

Canals—

Chambly Canal and River Richelieu.....	\$ 49,300 00
Lachine.....	24,073 21
Trent.....	613,088 60
Welland Ship Canal.....	3,513,769 82
Tay River Navigation.....	33,735 10
St. Lawrence Canals—	
Galops.....	\$20,028 25
North Channel.....	48,955 31
Rapid Plat.....	1,638 80
	<hr/> 70,622 36 <hr/>
Total Canals.....	\$ 4,304,589 09
Total Railways and Canals.....	<hr/> \$19,041,915 79 <hr/>

8 GEORGE V. A. 1912

Public Works—

Government Buildings, Ottawa.....	\$ 1,402,271 70
Port Arthur and Fort William Harbours.....	564,548 17
Quebec Harbour.....	1,509,642 49
River St. Lawrence Ship Channel.....	1,351,287 86
St. John Harbour Improvements.....	997,308 24
Victoria Harbour, British Columbia.....	999,990 51
Toronto Harbour Improvements.....	596,489 21
Toronto, New Dominion Building.....	5,778 27
Vancouver Harbour.....	344,708 35
French River Waterway Improvements.....	45,083 95
Esquimalt Dry Dock.....	21,006 97
Total.....	<u>\$ 7,838,115 72</u>
Total Capital Expenditure.....	<u>\$26,880,031 51</u>

Railway Subsidies to the amount of \$959,583.88 were paid on account of the following:—

Lake Erie and Northern Ontario.....	\$ 185,062 40
Ha Ha Bay Railway.....	235 80
Canadian Northern Ontario Railway.....	358,180 41
Kettle Valley Railway.....	290,902 43
Edmonton, Dunvegan and B.C. Railway....	125,202 84

The sum of \$101,428.28 was paid as bounty on crude petroleum.

SAVINGS BANKS.

At the close of the fiscal year, the balance at the credit of the depositors in the Post Office and Government Savings Banks amounted to \$56,216,088.61, an increase of \$2,687,814.82 as compared with the balance held on March 31, 1916. The deposits during the year exceeded the withdrawals by \$1,085,840.88, while \$1,601,973.94 was added for interest accrued, thus making a net increase of \$2,687,814.82.

INVESTMENTS.

Investments on account of the Sinking Funds of the various loans were made during the year to the amount of \$1,471,697.50. The total of the Investments at the credit of the Sinking Funds, which stood at \$12,563,827.62 on March 31, 1916, at the conclusion of the fiscal year 1917 amounted to \$14,035,525.12.

Advances were made under statute to the Montreal Harbour Commissioners and to the Quebec Harbour Commissioners amounting to \$1,062,000 as under:—

Montreal Harbour Commissioners.....	\$ 710,000 00
Quebec Harbour Commissioners.....	352,000 00

Under authority of 5 Geo. V, cap. 3, "The Finance Act, 1914" subsec. (a) sec. 4, advances during the year were made in the form of issues of Dominion notes to various banks to the amount of \$18,531,000, to which should be added a debit balance of \$1,071,235 at the beginning of the year making

SESSIONAL PAPER No. 2

total advances of \$19,602,235. Of this amount \$9,402,235.00 was repaid, leaving an outstanding balance of \$10,200,000 on March 31, 1917.

Call loans have been made to the various banks, against security of Imperial Treasury Bills, amounting to \$5,035,000 of which \$2,235,000 has been repaid, leaving a debit balance at the close of the year of \$2,800,000.

Advances have been made to the following railways:—

Canadian Northern Railway.....	\$15,000,000 00
Under authority of Appropriation Act, 1916.	
Canadian Northern Railway.....	2,384,500 01
Under authority of sec. 29, cap. 20, Acts 1914.	
Canadian Northern Ontario Railway.....	1,198,049 84
Under authority of sec. 10, cap. 6, Act 1911.	
Grand Trunk Pacific Railway.....	7,081,783 45
Under authority of Appropriation Act No. 2, 1916.	

DEBT.

The net debt of the Dominion at the close of the fiscal year was \$879,186.-297.80 or an increase of \$264,030,126.78 over the net debt as it stood on March 31, 1916.

The increase is accounted for as follows:—

Capital Expenditures:—

Public Works.....	\$ 7,838,115 72
Railways and Canals.....	\$15,125,329 59
National Transcontinental Railway.....	3,916,586 20
	<u>19,041,915 79</u>
	\$26,880,031 51

Special Expenditures:—

Railway Subsidies.....	\$ 959,583 88
Discount on and expenses of placing loans....	14,758,901 22
Sundry transfers to Consolidated Fund, General Account.....	516,443 81
War.....	306,488,814 63
	<u>\$322,723,743 54</u>
	\$349,603,775 05

LESS—Sinking Funds.....	\$ 1,471,697 50
Surplus of Consolidated Fund receipts over Consolidated Fund Expenditure	84,101,950 77
	<u>\$85,573,648 27</u>
Increase of net debt.....	\$264,030,126 78

LOANS.

Under the authority of Order in Council, P.C. 1774, of 27th July, 1915, the option was granted to the holders of the \$45,000,000 loan issued in New York, 1st August, 1915, to convert into twenty year 5% bonds maturing August 1, 1935. At the close of the fiscal year 1916-17 \$873,000 of the above loan was thus converted.

8 GEORGE V, A. 1918

Under the provisions of the "Public Service Loan Act 1916" authority was given by Order in Council, P.C. 750, of the 30th March, 1916, for the raising of a loan of \$75,000,000 5% gold bonds, interest payable April 1st and October 1st, maturing in equal amounts of \$25,000,000 each in five, ten and fifteen years respectively, both principal and interest payable at the Agency of the Bank of Montreal in New York City, in United States gold coin, such loans were placed on New York market at issue prices as follows:—

The 5 year bonds, maturing April 1, 1921, at 99·56 and interest, yielding about 5·1/10 per cent.

The 10 year bonds, maturing April 1, 1926, at 97·13 and interest, yielding about 5½ per cent.

The 15 year bonds, maturing April 1, 1931, at 94·94 and interest, yielding about 5½ per cent.

WAR LOANS DOMINION OF CANADA.

Advances by way of temporary loans have been made from time to time by the Imperial Government amounting, on the 31st March, 1917, to £57,500,000, which carried a capitalized debt of £59,503,500-10-7 or \$289,583,702.52. During the year 1916-17 £22,324,295-11-0 of the above amount was converted into Dominion Government dollar bonds as under:—

£2,400,000 capitalized, on basis of £100 debt on each £95 advance, to £2,526,315-15-9 or \$12,404,678.36, 3½ per cent bonds maturing 1st March, 1925-28.

£19,600,000 capitalized, on basis of £100 debt on each £99 advance, to £19,797,979-15-3 or \$95,207,351.17, 4½ per cent bonds maturing 1st December, 1925-45.

The above conversions into currency were made on basis of rates of exchange at the dates on which such advances were made. These bonds were handed to the Agents of the Imperial Government in New York. Deducting them from the total liability of £59,503,500-10-7 or \$289,583,702.52 above stated leaves a net floating liability on the 31st March, 1917, of £37,179,204-9-7 or \$180,938,797.42.

Advances to the Imperial Government by the Dominion of Canada amounted to \$169,558,345.82 on the 31st March, 1917, as follows:

Imperial Munition Board.....	\$ 170,000,000 00
Aeroplane Factory.....	1,000,000 00
Munition Workers Separation Allowance ..	68,188 72
Ship Construction.....	260,000 00
Rails for Imperial Government	393,053 86
Addition to Royal Mint.....	39,369 52
Fish.....	57,052 71

\$ 171,817,664 81

LESS — Sale of Imperial Property at
Halifax to Railways and
Canals Dept. in connection
with Ocean Terminals.....\$ 209,985 00

Balance of remittances for pur-
chase of flour, etc., by the
Agriculture Dept..... 2,049,333 99 2,259,318 99

\$ 169,558,345 82

This leaves a net indebtedness on the 31st March, 1917, to the Imperial Government of \$11,280,451.60.

SESSIONAL PAPER No. 2

Under the provisions of the "War Appropriation Act, 1916," authority was given by Order in Council of the 19th September, 1916, P.C. No. 2211, for the raising of a loan of \$100,000,000, 5 per cent bonds maturing 1st September, 1931, to be issued in Canada at a price of 97½. On the 17th July, 1917, P.C. No. 1986, the option was given to the holders of the above bonds to convert into any future issue, (other than issues made abroad) of bonds of maturity of twenty years or more, by the Government for the purpose of carrying on the war, at the issue price of 97½, plus accrued interest, as the equivalent of cash for the purpose of any such issue. On the 15th September, 1916, prospectus of this loan was issued and on the closing of the subscriptions it was found that from 34,526 subscribers the Department had offerings of \$201,444,800.

Under the provisions of the "War Appropriation Act, 1916," authority was given by Order in Council of 10th March, 1917, P.C. 651, for the raising of a loan of \$150,000,000 5 per cent bonds, maturing 1st March, 1937, to be issued in Canada at a price of 96. Holders of these bonds were given the same option of converting as in the previous war loans. On the 12th March, 1917, prospectus of this loan was issued and on the closing of the subscriptions it was found that from 41,263 subscribers the Department had offerings of \$260,768,000.

Under the provisions of "War Appropriation Act 1916" Order in Council dated 7th October, 1916, P.C. No. 2454, authority was granted to issue Dominion Stock to an aggregate amount not exceeding \$50,000,000 in sums of \$500 and multiples thereof; this Stock to bear interest at 5 per cent per annum and to mature 1st October, 1919, interest to be paid half-yearly on the first day of April and the first day of October. The holders of this Stock have the privilege of surrendering at par and accrued interest as the equivalent of cash in payment of any allotment made under any future war loan issue in Canada, other than issue of Treasury Bills or other like short date securities.

On the 31st March, 1917, the issue of such Debenture Stock amounted to \$8,634,500.

Under the provisions of section 4 of the War Appropriation Act 1916, Order in Council dated 17th January, 1917, P.C. 104, authority was given to offer for sale War Savings Certificates of the denominations of \$25, \$50 and \$100 each, such certificates to be repayable three years from date of issue and to be sold at the following rates:—

\$ 25 at	\$21.50
50 at	43.00
100 at	86.00

These certificates to be redeemable as follows:—

Within 12 months from date of issue at the purchase price.

After 12 months but within 24 months at \$22.25, \$44.50 and \$89.00.

After 24 months but within 36 months at \$23.25, \$46.50 and \$93.00.

Such certificates are exempt from taxes imposed by authority of Parliament of Canada. No person shall hold certificates for more than \$1,500 face value.

On the 31st March, 1917, 79,509 certificates to the amount of \$5,072,237 were sold.

8 GEORGE V, A. 1918

TEMPORARY LOANS.

Temporary Loans were received from the chartered banks in Canada by the issue of Treasury Bills amounting to \$130,200,000, of which the sum of \$30,200,000 has been repaid, leaving an outstanding amount of \$100,000,000 as follows:—

\$25,000,000 due May 2, 1917.
25,000,000 due June 1, 1917.
19,000,000 due January 15, 1918.
18,880,000 due February 15, 1918.
12,120,000 due March 15, 1918.
<hr/>
\$100,000,000

The sum of \$5,000,000 was borrowed from the Bank of Montreal as temporary loans:—

July 20, 1916,—\$2,000,000
July 26, 1916,— 3,000,000

These amounts were repaid on August 1, 1916.

WAR ACCOUNTS—EXPENDITURES BY DEPARTMENTS.

The expenditure on war account to the 31st March, 1917, amounted to \$306,488,814.63. This amount was disbursed by the various departments as follows:—

Militia and Defence.....	\$298,291,030 66
Military Hospitals' Commission.....	1,378,078 43
Public Archives.....	1,462 42
Agriculture.....	12,432 41
Justice.....	1,248,415 60
Dominion Police.....	159,380 55
Naval Service.....	3,806,329 19
Public Works.....	142,750 96
Auditor General's Office.....	21,254 01
Finance.....	54,472 22
Privy Council.....	24,068 34
Labour.....	85,980 86
Trade and Commerce.....	23,391 30
External Affairs.....	11,119 29
Post Office.....	634,824 59
Indian Affairs.....	5,836 93
Interior.....	57,455 11
Railways and Canals.....	299,934 09
Secretary of State.....	54,486 47
Governor General's Secretary's Office.....	8,118 63
Inland Revenue.....	782 50
War Purchasing Commission.....	33,077 69
Marine and Fisheries.....	2,157 68
Shell Commission.....	8,550 00
Canadian Munition Resources Commission	11,123 21
National Service Commission.....	111,759 89
Insurance.....	541 60
	<hr/>
	\$306,488,814 63

SESSIONAL PAPER No. 2

DETAILS OF WAR EXPENDITURE BY MILITIA DEPARTMENT.

FROM 1ST APRIL, 1916, TO 31ST MARCH, 1917.

Pay, Allowances, and Subsistence (including Assigned Pay and Separation Allowance).....	\$186,465,303	23
Civil labour (including pay of clerks).....	2,206,353	78
Rent, water, fuel and light—housing troops.....	1,821,344	12
Maintenance of troops in France.....	41,366,666	67
Furniture, bedding, utensils and miscellaneous stores.....	4,769,191	40
Engineer services and works.....	3,750,147	26
Travelling and transport—sea.....	3,812,468	78
“ “ —land.....	7,433,024	81
Forage and stabling.....	1,144,354	41
Purchase of remounts, expenses of purchasers, etc.....	3,440,761	64
Shoeing horses.....	8,012	96
Saddlery and horse equipment.....	766,863	48
Clothing (except boots).....	14,598,455	58
Boots and repairs to boots.....	3,610,784	29
Plain clothes—discharged soldiers.....	20,736	00
Necessaries (kit bags, towels, razors, brushes, soap, etc).....	803,984	73
Washing and cleaning clothing, etc.....	142,970	62
Motor trucks, ambulances, and other vehicles.....	2,273,466	10
Small arms and ammunition.....	8,161,305	78
Outfit allowances—officers, warrant officers, and nurses.....	2,082,335	46
Accoutrements—Oliver equipment, cart-ridge belts, rifle slings, etc.....	1,761,407	12
Binoculars, telescopes, heliographs, prismatic compasses, etc.....	398,451	71
Drugs, etc., and surgical instruments.....	2,139,477	37
Conservancy and contingencies.....	316,588	74
Pay and expenses of censors.....	123,277	50
Recruiting expenses (medical examination, attestation, and advertising).....	60,953	17
Telegrams, cables, telephone messages, and postage.....	437,214	97
Printing and stationery.....	961,240	85
Compensation for personal injuries, and damages to buildings, crops, animals, etc.....	9,064	28
Dominion arsenal (from War Vote).....	1,340,486	19
Funeral expenses.....	49,722	16
Customs dues.....	434,909	16

8 GEORGE V, A. 1918

Lindsay arsenal—supplies.....	\$	213,585	04
“ —machinery.....		578,700	84
“ —construction.....		622,548	69
“ —site.....		3,933	26
Borden camp—land.....		137,981	29
Overseas balances unrecovered and in adjustment.....		22,957	22
		<hr/>	
		\$298,291,030	66

GUARANTEED SECURITIES.

The list of securities guaranteed by the Dominion is as follows:—

1. The Canadian Northern Railway Company, Cap. 7, Edward VII (1903).

The guarantee is for the principal of £1,923,287 sterling, and interest thereon at the rate of 3 per cent per annum for fifty years:—

2. The Canadian Northern Railway Company, Cap. 11, 7-8 Edward VII (1908).

The guarantee is for the principal of £1,622,586 19s. 9 d. sterling debenture stock and interest thereon at the rate of $3\frac{1}{2}$ per cent per annum for fifty years from July 20, 1908, interest payable half yearly.

3. The Canadian Northern Ontario Railway Company, Chapter 6, 1-2 George V (1911).

The guarantee is for the principal of £7,350,000 sterling debenture stock and interest thereon at the rate of $3\frac{1}{2}$ per cent per annum for fifty years from May 19, 1911, interest payable half yearly.

4. The Canadian Northern Alberta Railway Company, Chapter 6, 9-10, Edward VII (1910) as amended by Chapter 8, 2 George V (1912).

The guarantee is for the principal of £647,260 5s. 6d. sterling debenture stock and interest thereon at the rate of $3\frac{1}{2}$ per cent per annum for fifty years from May 4, 1910, interest payable half yearly.

5. The Grand Trunk Pacific Railway Company, Chapter 98, Acts of 1905.

The guarantee is for 3 per cent bonds of the Railway Company to an amount equal to 75 per cent of the cost of construction of the Western Division of the National Transcontinental Railway but not exceeding \$13,000 per mile in respect of the Prairie Section of the said railway. The amount of bonds issued and guaranteed is £7,200,000, of which £3,200,000 were issued in 1905, £2,000,000 in 1909, and £2,000,000 in 1910.

SESSIONAL PAPER No. 2

The balance, £6,800,000, of the issue of £14,000,000 authorized by the above Acts to be guaranteed by the Dominion, has been purchased under authority of Chapter 24, 3-4 George V (1913) "The Grand Trunk Pacific Railway Bond Purchase Act."

The purchases by fiscal years were:—

During fiscal year 1912-13,	£ 2,287,700
" " 1913-14,	2,645,000
" " 1914-15,	1,867,300
	<hr/>
	£ 6,800,000

6. The Canadian Northern Alberta Railway Company, Chapter 7, 2 George V (1912).

The guarantee is for the principal of £733,561 12s. 10d. sterling debenture stock and interest thereon at the rate of $3\frac{1}{2}$ per cent per annum for fifty years, from April 1, 1912, interest payable half yearly.

7. By "The Canadian Northern Railway Guarantee Act, 1914."

Authority is given the Dominion to guarantee the securities of the Canadian Northern Railway Company to an amount not exceeding \$45,000,000, together with interest thereon at the rate of 4 per cent per annum. £3,500,000 of these securities have been sold and a portion of the remainder has been pledged for the purpose set out in the Act.

8. By "The Grand Trunk Pacific Guarantee Act, 1914."

Authority is given the Dominion to guarantee the securities of the Grand Trunk Pacific Railway Company to an amount not exceeding \$16,000,000 together with interest thereon at the rate of 4 per cent per annum. £655,600 of these securities have been sold and \$7,500,000 pledged against an advance by the Dominion Government of an issue of Dominion Notes to the amount of \$6,000,000.

DOMINION NOTES.

The circulation of Dominion Notes stood at \$183,248,986.79 on March 31, 1917, being an increase over the circulation at the close of last year of \$5,305,855.25. During the same time the gold held by the Receiver General for redemption of bonds decreased from \$120,931,622.98 to \$118,561,338.50.

SUPERANNUATION AND RETIREMENT ACTS.

The statement showing the number and total salaries of officials coming under the Superannuation Acts and the Retirement Act has been continued to March 31, 1917.

Respectfully submitted,

T. C. BOVILLE,
Deputy Minister of Finance.

8 GEORGE V, A. 1918

DOMINION NOTE CIRCULATION.

Denomination.	March 31, 1913.	March 31, 1914.	March 31, 1915.	March 31, 1916.	March 31, 1917.
	\$ cts.	\$ cts.	\$ cts.	\$ cts.	\$ cts.
\$ 1.....	11,965,784 00	11,943,840 50	11,825,811 00	12,710,797 00	13,600,274 00
2.....	8,818,213 50	8,662,035 50	8,410,197 50	9,216,470 50	10,441,368 50
4.....	228,325 00	68,359 00	56,111 00	47,491 00	44,251 00
5.....	6,154,047 50	2,705,800 00	3,486,227 50	2,728,577 50	3,253,092 50
50.....	15,850 00	12,950 00	11,750 00	10,250 00	10,150 00
100.....	7,700 00	4,700 00	2,100 00	2,000 00	1,600 00
500.....	2,061,500 00	2,246,000 00	2,311,500 00	2,100,000 00	2,187,500 00
1,000.....	5,315,000 00	5,137,000 00	4,577,000 00	4,505,000 00	4,339,000 00
500 Special.....	374,500 00	329,000 00	224,000 00	238,500 00	196,500 00
1,000 ".....	2,081,000 00	2,008,000 00	1,482,000 00	1,461,000 00	1,612,000 00
5,000 ".....	74,290,000 00	83,865,000 00	123,830,000 00	143,975,000 00	146,450,000 00
Fractional.....	762,180 40	785,168 28	811,644 66	920,271 29	1,085,481 54
Provincial.....	27,785 25	27,785 25	27,777 25	27,774 25	27,769 25
	112,101,885 65	117,795,638 53	157,056,118 91	177,943,131 54	183,248,986 79

DOMINION NOTES ISSUED AND REDEEMED AND IN CIRCULATION.

Fiscal Year.	Notes in Circulation April 1.	Notes held by Asst. Rec's General April 1.	New Notes Issued during year.	Notes Withdrawn and Destroyed during year.	Notes held by Asst. Rec's General March 31.	Notes in Circulation March 31.
	\$ cts.	\$ cts.	\$ cts.	\$ cts.	\$ cts.	\$ cts.
1911.....	89,994,270 25	21,496,959 75	47,122,400 00	16,763,677 85		
1912.....	113,443,633 40	28,406,318 75	39,949,522 50	33,648,544 00		
1913.....	112,101,885 65	35,849,045 00	44,870,977 50	34,950,615 87		
1914.....	117,795,638 53	40,075,653 75	59,054,750 00	28,243,244 62		
1915.....	157,056,118 91	31,626,678 75	55,597,250 00	25,917,736 12		
1916.....	117,943,131 54	40,284,180 00	35,370,750 00	29,468,918 75		
1917.....					40,880,156 00	183,248,986 79

DOMINION NOTES ISSUED TO ASSISTANT RECEIVER'S GENERAL.

Denominations.	1913-14.	1914-15.	1915-16.	1916-17.
	\$ cts.	\$ cts.	\$ cts.	\$ cts.
Fractional.....	68,977 50	98,750 00	186,250 00	263,750 00
\$1.....	13,076,000 00	13,716,000 00	14,046,000 00	14,860,000 00
\$2.....	8,456,000 00	8,880,000 00	9,976,000 00	11,312,000 00
\$4.....	240,000 00			
\$5.....	420,000 00	420,000 00		515,000 00
\$500.....	1,225,000 00	925,000 00	105,000 00	270,000 00
\$1,000.....	2,685,000 00	985,000 00	290,000 00	300,000 00
\$500 Special.....				
\$1,000 ".....	300,000 00	30,000 00		350,000 00
\$5,000 ".....	18,400,000 00	34,000,000 00	31,000,000 00	7,500,000 00
Total.....	44,870,977 50	59,054,750 00	55,597,250 00	35,370,750 00

SESSIONAL PAPER No. 2

DOMINION NOTES WITHDRAWN FROM CIRCULATION AND DESTROYED.

Denominations.	1913-14.	1914-15.	1915-16.	1916-17.
	\$ cts.	\$ cts.	\$ cts.	\$ cts.
Fractionals.....	54,236 87	57,855 62	72,879 12	85,429 75
\$1.....	12,834,472 50	13,830,632 50	13,134,612 00	13,963,343 00
\$2.....	8,450,216 00	9,046,026 00	9,180,939 00	10,359,892 00
\$4.....	1,810,618 00	12,180 00	8,468 00	3,624 00
\$5.....	2,131,672 50	887,242 50	688,735 00	1,649,125 00
\$50.....	2,900 00	1,200 00	1,500 00	100 00
\$100.....	3,000 00	2,600 00	100 00	400 00
Provincials.....		8 00	3 00	5 00
\$500.....	1,084,000 00	284,500 00	287,500 00	277,000 00
\$1,000.....	2,924,000 00	965,000 00	431,000 00	387,000 00
\$500 Special.....	103,500 00	90,000 00	29,000 00	57,000 00
\$1,000 ".....	497,000 00	581,000 00	353,000 00	316,000 00
\$5,000 ".....	5,055,000 00	2,485,000 00	1,730,000 00	2,370,000 00
Total.....	34,950,615 87	28,243,244 62	25,917,736 12	29,468,918 75

STATEMENT showing One and Two Dollar Dominion Notes in Circulation—Total amount of Dominion Notes and Bank Notes in Circulation and amount of Gold held by the Receiver General, March 31, 1882, to March 31, 1917.

Year.	One and Two Dollar Notes in Circulation.	Total Dominion Notes in Circulation.	Bank Notes in Circulation.	Gold held by the Receiver General *
	\$ cts.	\$ cts.	\$ cts.	\$ cts.
1882.....	5,675,413 00	14,315,437 77	32,947,260 04	2,149,461 92
1883.....	5,802,538 00	15,801,769 98	34,517,813 52	2,381,288 51
1884.....	5,427,385 00	16,901,296 46	30,197,882 51	2,548,794 52
1885.....	5,290,655 00	15,600,166 86	29,791,262 85	2,345,525 44
1886.....	5,195,631 00	16,858,838 28	29,959,916 55	4,060,046 84
1887.....	5,761,588 00	14,781,270 78	31,521,420 43	2,516,972 36
1888.....	5,933,659 00	15,931,679 11	31,985,285 27	3,452,022 09
1889.....	5,852,398 00	15,110,965,33	32,471,522 09	3,925,994 19
1890.....	5,974,395 00	15,228,780 65	31,704,281 61	3,017,109 53
1891.....	6,262,728 00	16,156,465 48	33,020,661 30	3,789,704 21
1892.....	6,211,976 00	16,213,525 76	32,483,965 03	3,728,463 36
1893.....	6,526,193 00	17,587,711 66	33,430,883 00	5,550,381 36
1894.....	6,362,517 00	19,548,102 45	30,702,607 00	7,624,381 36
1895.....	6,339,098 00	20,946,237 12	29,414,796 00	9,175,245 43
1896.....	6,606,214 00	18,791,747 62	30,789,457 00	7,049,897 33
1897.....	6,711,754 00	21,987,613 26	31,082,521 00	10,380,205 37
1898.....	7,306,574 00	21,142,624 76	35,930,085 00	9,779,170 97
1899.....	7,902,076 00	22,933,078 39	38,409,227 00	11,768,191 25
1900.....	8,599,618 00	24,452,442 52	43,814,918 00	10,829,263 02
1901.....	9,136,829 00	28,498,519 52	47,611,967 00	15,159,309 02
1902.....	9,546,552 00	29,868,112 05	52,442,982 00	15,939,396 55
1903.....	10,671,569 00	33,777,733 58	55,283,484 00	20,702,144 03
1904.....	11,241,646 00	39,777,831 33	59,760,119 00	27,377,814 83
1905.....	11,616,702 00	47,839,250 33	58,721,173 00	35,813,970 43
1906.....	12,697,203 00	47,201,260 22	65,991,818 00	32,617,209 02
1907.....	14,427,814 00	54,794,596 86	76,346,013 00	37,619,596 81
1908.....	14,119,524 00	60,455,991 36	69,047,892 00	41,689,751 31
1909.....	14,215,537 00	79,351,080 50	68,708,458 00	61,581,665 45
1910.....	15,728,269 00	87,134,068 50	78,265,822 00	69,736,110 85
1911.....	17,155,996 00	89,994,270 25	81,938,753 00	74,159,771 40
1912.....	19,356,015 00	113,443,633 40	95,918,404 00	98,802,395 14
1913.....	20,783,997 00	112,101,885 65	102,202,047 00	98,507,112 81
1914.....	20,605,876 00	117,795,638 53	96,848,384 00	101,161,366 18
1915.....	20,236,008 50	157,056,118 91	96,666,544 00	94,644,423 44
1916.....	21,927,267 50	177,943,131 54	114,804,604 00	120,931,622 98
1917.....	24,041,642 50	183,248,986 79	148,265,140 00	118,561,338 50

*Includes amount held as reserve against Savings Bank Deposits.

8 GEORGE V, A. 1918

STATEMENT showing Amount of Canadian Gold Coin issued by
Mint to March 31, 1917.

	March 31, 1913.	March 31, 1914.	March 31, 1915.	March 31, 1916.	Total.
	\$	\$	\$	\$	\$
Montreal.....	185,000	45,000			230,000
Toronto.....	280,000				280,000
Halifax.....	32,500				32,500
St. John.....	37,500				37,500
Charlottetown.....	8,000				8,000
Winnipeg.....	125,000				125,000
Victoria.....	162,500				162,500
Ottawa.....	898,325	2,151,410	897,170	535	3,947,440
By Mint.....	3,885	1,070	40,525		45,480
	1,732,710	2,197,480	937,695	535	4,868,420
\$ 5				1,388,060	
\$10.....				3,480,360	
					4,868,420

NOTE.—First coin issued May 10, 1912.

COINAGES (in dollar and cent denomination) executed at the Royal Mint, London, and the Mint, Birmingham, for Canada, during the years 1858 to 1907; also coinage struck for New Brunswick and Nova Scotia before Confederation in 1867, and for Prince Edward Island before 1873, when that Province entered the Confederation, and coined and issued by the Royal Mint, Ottawa, January 1, 1908 to March 31, 1917.

Year.	Silver.						Bronze.		
	50 cents.	25 cents.	20 cents.	10 cents.	5 cents.	Total.	1 cent.	$\frac{1}{2}$ cent.	Total.
	\$	\$ cts.	\$	\$	\$	\$ cts.	\$	\$	\$
1858.....			150,000	125,000	75,000	350,000 00	100,000		100,000
1859.....							95,790		95,790
1860.....								1,114	1,114
1861.....							10,000		(a) 10,000
1861.....							8,000	2,000	(b) 10,000
1862.....			30,000	15,000	5,000	50,000 00			(a)
1862.....							10,000		(b) 10,000
1864.....			30,000	10,000	5,000	45,000 00	10,000		(a) 10,000
1864.....							8,000	2,000	(b) 10,000
1870.....	225,000	225,000 00		160 000	140 000	750 000 00			
(j) 1871.....							10 000		(c) 10,000
1871.....	100,000	100,000 00		80,000	70,000	350,000 00			
1872.....	40,000	560,000 00		100,000	100,000	800,000 00			
(j) 1874.....		400,000 00		60,000	40,000	500,000 00			
(j) 1875.....		250,000 00		100,000	50,000	400,000 00			
(j) 1876.....							40,000		40,000
(j) 1880.....		100,000 00		150,000	150,000	400,000 00			
(j) 1881.....	75,000	205,000 00		95,000	75,000	450,000 00	20,000		20,000
(j) 1882.....		150,000 00		100,000	50,000	300,000 00	40,000		40,000
(j) 1883.....		240,000 00		30,000	30,000	300,000 00			
1884.....				15,000	10,000	25,000 00	25,000		25,000
1885.....		48,000 00		40,000	50,000	138,000 00			

SESSIONAL PAPER No. 2

COINAGES (in dollar and cent denomination) executed at the Royal Mint, London, and the Mint, Birmingham, for Canada, during the years, 1858 to 1907, etc.
—*Con.*

Year.	Silver.						Bronze.		
	50 cents.	25 cents.	20 cents.	10 cents.	5 cents.	Total.	1 cent.	$\frac{1}{2}$ cent.	Total.
	\$	\$ cts.	\$	\$	\$	\$ cts.	\$	\$	\$ cts.
1886		135,000 00		80,000	85,000	300,000 00	15,000		15,000
1887		25,000 00		35,000	25,000	85,000 00	15,000		15 000
1888	30,000	100,000 00		50,000	50,000	230,000 00	40,000		40,000
1889		(d) 16,585 00		60,000	60,000	136,585 00			
(j) 1890	10,000	50,000 00		45,000	50,000	155,000 00	10,000		10,000
1891		30,000 00		80,000	90,000	200,000 00	(i) 14,525		14,525
1892	75,500	127,500 00		52,000	43,000	298,000 00	12,000		12,000
1893		25,000 00		50,000	85,000	160,000 00	20,000		20,000
1894	(e) 14,518	55,000 00		50,000	25,000	144,518 00	10,000		10,000
1895							12,000		12,000
1896				65,000	75,000	140,000 00	20,000		20,000
1897							15,000		15,000
1898	50,000			72,000	95,000	217,000 00			
(j) 1898							10,000		10,000
1899	25,000	(f) 103,895 00		120,000	150,000	398,895 00	24,000		24,000
1900	59,000	330,000 00		110,000	90,000	589,000 00	10,000		10,000
(j) 1900							26,000		26,000
1901	40,000	160,000 00		120,000	100,000	420,000 00	41,000		41,000
1902	60,000	116,000 00		72,000	103,000	354,000 00	30,000		30,000
(j) 1902		200,000 00		110,000	110,000	420,000 00			
1903		(g) 211,537 50		50,000	50,000	311,537 50	40,000		40,000
(j) 1903	70,000			132,000	132,000	334,000 00			
1904	30,000	100,000 00		100,000	120,000	350,000 00	25,000		25,000
1905	20,000	200,000 00		100,000	130,000	450,000 00	20,000		20,000
1906	175,000	(h) 309,460 75		170,000	155,000	809,460 75	41,000		41,000
1907	150,000	522,000 00		262,000	260,000	1,194,000 00	24,000		24,000
(j) 1907							8,000		8,000
1908	7,700	22,025 00		14,900	18,400	63,025 00	21,604		21,604
1909	126,600	403,900 00		210,300	127,500	868,300 00	39,300		39,300
1910	243,600	660,300 00		337,000	223,100	1,464,000 00	42,020		42,020
1911	162,000	622,000 00		367,700	239,300	1,391,000 00	54 480		54,480
1912	150,500	622,500 00		334,500	284,500	1,392,000 00	50,000		50,000
1913	138,000	447,000 00		326,000	264,000	1,175,000 00	55,600		55,600
1914	80,500	303,500 00		194,000	156,000	734,000 00	35,100		35,100
1915	6,000	92,000 00		68,000	40,000	206,000 00	51,400		51,400
1916	190,000	439,700 00		464,300	208,000	1,302,000 00	109,700		109,700
1917	10,000	32,000 00		18,200	10,000	70,200 00	19,900		19,900
	2,363,918	8,739,903 25	210,000	5,399,900	4,506,802	21,220,523 25	1,338,419	5,114	1,343,533

NOTE.—(a) New Brunswick coinage. (b) Nova Scotia coinage. (c) Prince Edward Island coinage. (d) Recoined from withdrawn 20 cent pieces of the nominal value of \$17,074. (e) Recoined from withdrawn 20 cent pieces of the nominal value of \$15,000. (f) Including \$18,895. recoined from withdrawn 20 cent pieces of the nominal value of \$9,500, and worn silver coin of the estimated value of \$10,500. (g) Partly produced from worn silver coin of the nominal value of \$11,686.75. (h) Partly produced from worn silver coin of the nominal value of \$2,000. (i) Including \$4,525, produced from old copper and bronze coin. (j) Coined at the Mint, Birmingham.

8 GEORGE V, A. 1918

STATEMENT showing amount of United States silver and bronze coin withdrawn from circulation in Canada and exported during the period from April 1, 1912, to March 31, 1917, together with the expenditure in connection therewith.

	1912-13.	1913-14.	1914-15.	1915-16.	1916-17.	Totals.
	\$ cts.	\$ cts.	\$ cts.	\$ cts.	\$ cts.	\$ cts.
Ontario.....	704,172 25	662,284 82	634,087 51	524,532 81	562,070 66	4,302,187 47
Quebec.....	186,032 48	208,288 71	197,392 94	158,351 69	145,871 48	1,308,858 75
Nova Scotia.....	17,445 00	20,878 00	30,167 75	27,610 75	25,398 85	165,281 82
New Brunswick.....	23,851 50	30,250 75	37,656 00	36,052 15	27,943 00	213,099 90
Manitoba.....	233,452 17	238,161 37	165,010 12	181,105 01	171,870 28	1,422,588 24
British Columbia.....	534,368 40	507,264 33	422,536 92	309,148 47	319,568 30	2,980,072 27
Alberta.....	108,598 97	72,087 40	75,517 33	46,294 65	66,774 30	546,686 93
Saskatchewan.....	58,919 25	80,576 44	77,913 03	39,747 77	50,230 61	410,975 55
Prince Edward Island.....		640 00	300 00	100 00	100 00	1,140 00
Yukon.....				1,630 00	4,700 00	6,330 00
Total.....	1,866,840 02	1,820,431 82	1,640,581 60	1,324,573 30	1,374,527 48	11,357,220 93
Comm. Paid.....	6,999 95	6,825 99	6,151 73	4,966 79	5,154 23	42,583 70
Express Charges.....	6,460 29	6,399 21	5,653 73	5,312 97	5,360 81	43,030 87
Total.....	13,460 24	13,225 20	11,805 46	10,279 76	10,515 04	85,614 57

SESSIONAL PAPER No. 2

SILVER RECOINAGE STATEMENT.

	Amount withdrawn for recoinage face value.	Amount recoined face value.	Loss on recoinage.
	\$ cts.	\$ cts.	\$ cts.
April 30, 1913.....	842,743 11	742,672 63	53,543 37
April 30, 1914.....	154,992 10	185,866 37	15,652 84
March 31, 1915.....	106,015 65	96,893 15	9,122 50
March 31, 1916.....	156,830 00	143,354 10	13,475 90
March 31, 1917.....	93,687 15	85,506 45	8,180 70
	1,354,268 01	1,254,292 70	99,975 31

COPPER RECOINAGE STATEMENT.

	Amount withdrawn for recoinage face value.	Amount recoined face value.	Loss on recoinage.
	\$ cts.	\$ cts.	\$ cts.
April 30, 1913.....	266 17	201 44	
March 31, 1914.....	55 32	70 87	49 18
March, 31 1915.....	46 50	43 78	2 72
March 31, 1916.....	54 43	51 53	2 90
March 31, 1917.....	75 56	72 04	3 52
	497 98	439 66	58 32

8 GEORGE V, A. 1918

THE GRAND TRUNK PACIFIC RAILWAY COMPANY.

IN ACCOUNT WITH THE MINISTER OF FINANCE AND RECEIVER GENERAL
OF CANADA.Authorized issue of £14,000,000 guaranteed by the Dominion Government
(Chapter 98, Acts of 1905.)

		Dr.	Cr.
		\$ cts.	\$ cts.
By proceeds of £3,200,000 issue of 3 per cent bonds in March, 1905, and sold to Rothschilds & Sons at a net price of 92½ and accrued interest—			
£3,200,000 at 92½.....	£ 2,960,000-0-0	\$14,405,333 33	
Accrued interest.....	34,817-0-11	169,442 96	
	2,994,817-0-11	14,574,776 29	
Less cost of exchange in transfer to Canada.....		15,102 21	
			14,559,674 08
By proceeds of £2,000,000 issue of 3 per cent bonds in July, 1909, and sold to Rothschild & Sons at a net price of 80 and accrued interest—			
£2,000,000 at 80.....	£ 1,600,000-0- 0	7,786,666 66	
Accrued interest.....	4,014-5- 0	19,536 02	
	1,604,014-5- 0	7,806,202 68	
Plus profit in exchange in transfer to Canada.....		5,006 09	
			7,811,208 77
By proceeds of £2,000,000 issue of 3 per cent bonds in July, 1910, placed with the Bank of Montreal, London, for public subscription on terms to net the company at least £80-13-9 (actual amount received £80-14-6½ per cent.)—			
£2,000,000 at 80-14-6½.....	£ 1,613,978-1- 0	7,854,693 17	
Less interest on prepayments.....	1,169-15-5	5,692 88	
	1,612,808-5- 7	7,849,000 29	
Plus interest allowed by Bank of Montreal, London, on holdings to date of transfer to Canada....	1,732-11-4	8,431 82	
	1,614,540-16-11	7,857,432 11	
Less cost of exchange in transit to Canada.....		5,186 66	
			7,852,245 45
By interest allowed by Banks on deposits.....			1,280,977 07
By amount to meet the obligations of the Crown to the Company under paragraph 5 of the schedule to Chapter 24, Acts of 1904.....			4,994,416 66
By proceeds of £6,800,000 (balance of issue of £14,000,000) purchased by Dominion Government under the terms of the Grand Trunk Pacific Railway Bond Purchase Act, 1913—			
£6,800,000 at par.....		33,093,333 33	
Less amounts allocated for the payment of interest on sums raised by the company from time to time on the pledging of bonds—			
Feb. 11, 1913, Bank of Montreal, Montreal.....	\$ 17,376 73		
Feb. 21, 1913, Bank of Montreal, London, £37,696-8-2.....	183,455 85		
May 5, 1914, Union of London and Smith's Bank, London, £7,128-8-9.....	34,691 73		
May 5, 1914, Glynn Mills Bank, Ltd., London, £4,277-1-3.....	20,815 04		
May 18, 1914, Bank of Montreal, London, £17,108-4-5.....	83,260 01		
	\$ 339,599 36		
Plus cost of exchange on transfer to Canada.....	14,118 15	353,717 51	
			32,739,615 82
To amount of payments made to the company under sundry certificates from the Government Chief Engineer.....		69,238,137 85	
		69,238,137 85	69,238,137 85

SESSIONAL PAPER No. 2

THE GRAND TRUNK PACIFIC RAILWAY COMPANY.

IN ACCOUNT WITH THE MINISTER OF FINANCE AND RECEIVER GENERAL
OF CANADA.Authorized issue of \$16,000,000 guaranteed by the Dominion of Canada
(Chapter 34, Acts of 1914).

	Dr.	Cr.
	\$ cts.	\$ cts.
By advances made by the Dominion Government against pledge of \$7,500,000 of 4 per cent bonds, advance being by issue of Dominion Notes at various times and subsequently confirmed by Legislation, Cap. 4, Geo. V.....		6,000,000 00
By proceeds of £655,600 of this issue sold to Messrs. Foley, Welch & Stewart, as follows:—		
Nov. 20, 1914, £482,400 at 92½..... \$ 2,171,604 00		
Accrued interest..... 33,508 91		
	\$ 2,205,112 91	
Jan. 26, 1915, £119,500 at 92½..... 537,949 17		
Accrued interest..... 854 18		
	538,803 35	
Feb. 20, 1915, £28,400 at 92½..... 127,847 33		
Accrued interest..... 581 17		
	128,428 50	
Aug. 13, 1915, £25,300 at 92½..... 113,892 17		
Accrued interest..... 423 40		
	114,315 57	
By proceeds of sale of balance of issue to the Grand Trunk Railway Co....		2,986,660 33
By interest accrued on deposit.....		3,780,000 00
To amount of payments made to the company under sundry certificates from the Government Chief Engineer.....	12,768,775 85	2,115 52
	12,768,775 85	12,768,775 85

8 GEORGE V, A. 1918

THE CANADIAN NORTHERN RAILWAY COMPANY.

IN ACCOUNT WITH THE MINISTER OF FINANCE AND RECEIVER GENERAL OF
CANADA.Authorized issue of £1,622,586 19s. 9d. guaranteed by the Dominion Govern-
ment (Chapter 11, Acts of 1908).

	Dr.	Cr.
	\$ cts.	\$ cts.
By proceeds of sale of £1,263,698 19s. 9d., or \$6,150,000, 3½ per cent first mortgage debenture stock sold en bloc for.. \$ 6,000,000 00 Less exchange at \$4.862142 in transfer to Canada... 5,577 08		5,994,422 92
By proceeds of £358,888 3½ per cent first mortgage debenture stock sold in March, 1911, at a net price to the com- pany of 92, £330,176 19s. 2d. \$ 1,606,861 15 Less exchange in transfer to Canada... 4,326 51		1,602,534 68
By interest accrued to May 31, 1917, on deposits		208,487 32
To amount of payments made to the company under sundry certificates from the Government Engineer.....	6,977,080 54 828,364 38	
To balance.....	7,805,444 92	7,805,444 92
May 31, 1917, By balance.....		828,364 38

SESSIONAL PAPER No. 2

THE CANADIAN NORTHERN RAILWAY COMPANY.

IN ACCOUNT WITH THE MINISTER OF FINANCE AND RECEIVER GENERAL OF
CANADA.Authorized issue of \$45,000,000 guaranteed by the Dominion of Canada
(Chapter 20 of the Acts of 1914.)

	Dr.	Cr.
	\$ cts.	\$ cts.
By advances made by Dominion Government, August to December, 1914, against pledge of \$12,500,000 of 4 per cent bonds, advance being by issue of Dominion Notes at various times and subsequently confirmed by Legislation Cap 4-5, Geo. V.....		10,000,000 00
By proceeds sale of £3,000,000 4 per cent bonds in July, 1914, at a net price to the company of 91½ = £2,745 00) - 0-0.....	\$13,359,000 00	
By profit on exchange in transfer to Canada	109,361 32	
		13,468,361 32
By proceeds sale of £500,000 4 per cent bonds in Feb., 1915, at a price to the company of 91 plus accrued interest.....	£ 455,000-0-0	
Accrued interest.....	7,145-6-5	
	£ 462,145-6-5	
To loss on exchange in transfer to Canada.....	\$ 2,249,107 23	
	8,279 55	
		2,240,827 68
By advance made by Columbia Trust Co., New York, September, 1915, against pledge of \$15,333,333·34 4 per cent bonds—said bonds being pledged as security for the repayment of notes issued by the Company, due September 1, 1917, for.....	\$11,500,000	
These notes were sold on a 6 per cent basis less underwriting claims, the net proceeds being.....		11,084,850 00
By interest accrued to May 31, 1917.....		313,566 89
To amount of payments made to the company under sundry certificates from the Government Engineer.....	36,622,327 00	
To balance.....	485,278 89	
	37,107,605 89	37,107,605 89
Nov. 2, 1917, By balance.....		485,278 89

8 GEORGE V, A. 1918

THE CANADIAN NORTHERN ONTARIO RAILWAY COMPANY.

IN ACCOUNT WITH THE MINISTER OF FINANCE AND RECEIVER GENERAL OF
CANADA.Authorized issue of £7,350,000 guaranteed by the Dominion of Canada
(Chapter 6, Acts of 1911).

	Dr.		Cr.	
	\$	cts.	\$	cts.
Proceeds of £7,000,000 3½ per cent first mortgage debenture stock sold at a net price to the company of 90¼.....	£ 6,352,500 0 0	\$30,915,500 00		
Less exchange in transfer to Canada.....		1,531 34		
			30,913,968 66	
By advance made by the Guaranty Trust Company of New York, July, 1913, on £293,837 first mortgage debenture stock pledged as security.....			1,001,004 71	
By proceeds of sale of £33,561 in July, 1914, of this stock at a net price of 88.....	£29,533 14 0			
By advance made by Lloyds Bank, Ltd., London, on £22,602 of above stock pledged as security (£70 advanced July, 1914, for each £100 of pledged securities).....	15,821 8 0			
	£45,355 2 0	\$ 220,728 15		
By profit on exchange in transfer to Canada.....		188 84		
			220,916 99	
By interest accrued to May 31, 1917, on deposits.....			1,392,873 41	
To amount of payments made to the company under sundry certificates from the Government Engineer.....		33,005,146 44		
To balance.....		523,617 33		
		33,528,763 77	33,528,763 77	
Nov. 2, 1917, By balance.....			523,617 33	

SESSIONAL PAPER No. 2

THE CANADIAN NORTHERN ALBERTA RAILWAY COMPANY.

IN ACCOUNT WITH THE MINISTER OF FINANCE AND RECEIVER GENERAL OF
CANADA.Authorized issue of £647,260 guaranteed by the Dominion of Canada
(Chapter 6, Acts of 1910, as amended by Chapter 8, Acts of 1912).

	Dr.	Cr.
	\$ cts.	\$ cts.
By proceeds of sale of £647,260 in October, 1911, 3½ per cent first mortgage debenture stock at a net price to the company of 92, £595,479-4-0.....	\$ 2,897,998 77	
Less exchange in transfer to Canada.....	7,819 69	
		2,890,179 08
By interest accrued to May 31, 1917, on deposits.....		78,544 34
To amount of payments made to the company under sundry certificates from the Government Engineer.....	2,952,897 03	
To balance.....	15,826 39	
	2,968,723 42	2,968,723 42
Nov. 2, 1917, By balance.....		15,826 39

8 GEORGE V, A. 1918

THE CANADIAN NORTHERN ALBERTA RAILWAY COMPANY.

IN ACCOUNT WITH THE MINISTER OF FINANCE AND RECEIVER GENERAL OF
CANADA.Authorized issue of £733,561 guaranteed by the Dominion of Canada
(Chapter 7, Acts of 1912).

	Dr.	Cr.
	\$ cts.	\$ cts.
By proceeds of £410,959 issue, 3½ per cent debenture stock sold in November, 1912, at a net price to the company of 90, £369,363—2—0..... \$ 1,800,000 13		
Less on transfer to Canada..... 0 13		1,800,000 00
By advances made by the Canadian Bank of Commerce, July, 1913, on the pledging of \$1,350,000 3½ per cent debenture stock (\$70 advanced for each \$100 pledged).....		945,000 00
By advances made by the Guaranty Trust Company of New York, July, 1913, on £45,206 3 per cent debenture stock pledged as security.....		154,001 77
By interest accrued to 31st May, 1917, on deposits.....		39,558 12
To amount of payments made to the company under sundry certificates from the Government Engineer.....	2,927,440 00	
To balance.....	11,119 89	
	2,938,559 89	2,938,559 89
May 31, 1917, By balance.....		11,119 89

SESSIONAL PAPER No. 2

DECAYED PILOTS FUND.

IN ACCOUNT WITH THE DOMINION OF CANADA.

1917.						
April 1.	Balance from March 31, 1916.....	\$	63,184	25		
	Receipts from April 1, 1916 to March 31, 1917.....		5,180	88		
	Interest received on Bonds.....					
	Montreal Harbour Commission.....	\$	1,320	00		
	Province of Ontario Bonds.....		1,620	00	2,940	00
	Premium on \$4,000 Dominion of Canada War Loan Bonds 1916-31 purchased at 97½% less 4% discount on prepayments.....	\$		111	16	
	Interest allowed on deposit with the Government.....			157	56	
					71,573	85
	LESS—Pensions to pilots, widows and minors.....	\$	5,913	24		
	Refund of cheque issued to Joseph Naud and Miss Olivina Naud, heirs of the late Augustine Naud—cheque refused.....			75	00	
					5,838	24
		\$	65,735	61		

Gain of \$2,551.36.

1917.						
Mar. 31.	Cash on deposit with the Government.....	\$	4,735	91		
Mar. 31.	Bonds and Debentures held by the Government as under:—					

Date.	Rate of Interest.	Maturing.	Series.	Numbers.	Amount.	
July 4, 1891.....	4 p.c.....	July 5, 1921...	H.	64-65, 139, 142.....	\$ 6,000 00	cts.
Jan. 5, 1894.....	4 ".....	" 5, 1924...	J.	231-246.....	16,000 00	
July 5, 1887.....	4 ".....	" 5, 1917...	J.	164-172.....	9,000 00	
" 5, 1888.....	4 ".....	" 5, 1918...	G.	289-290.....	2,000 00	

Province of Ontario Bonds.

May 1, 1915.....	4½ p.c.....	May 1, 1925...	L.	L. 3532, 3, 4, L. 3060, 7, 8,	6,000 00	
May 1, 1915.....	4½ p.c.....	May 1, 1925...		Nos. 0708 to 0725 inclusive.....	18,000 00	

Dominion of Canada Bonds.

Oct. 1, 1916.....	5 p.c.....	Oct. 1, 1931...		E. 05882 to 05885.....	4,000 00	61,000 00
						65,735 61

8 GEORGE V, A. 1918

NUMBER and Total Salaries of Officials coming under the Superannuation Acts and the Retirement Act on July 1, 1892,
and April 1, 1917.

Department.	July 1, 1892.			April 1, 1917.													
	No. of Officials.	Annual Salaries.		Total Salaries by Departments.	No. of Officials, Superannuation Fund No. 1.	No. of Officials, Superannuation Fund No. 2.	No. of Officials, Retirement Fund.	Total Number of Officials.	Annual Salaries, Superannuation Fund No. 1.		Annual Salaries, Superannuation Fund No. 2.		Annual Salaries, Retirement Fund.		Total Annual Salaries.		Total Annual Salaries by Departments.
		\$	cts.						\$	cts.	\$	cts.	\$	cts.	\$	cts.	
Agriculture.....	42	50,770		10	4	302	316	23,500	00	8,700	00	402,950	00	435,150	00	439,673	75
" Inside.....	11	10,092	60,862			2	30					4,523	75	4,523	75	49,500	00
Archives.....				3	1	26	32	6,700	00	1,950	00	40,850	00	49,500	00	143,100	00
Auditor General's Office.....	26	29,110	29,110	15	3	79	97	44,100	00	6,850	00	92,150	00	143,100	00	27,100	00
Civil Service Commission.....				1		13	14	3,700	00			23,400	00	27,100	00	34,700	00
Conservation Commission.....						21	22			5,000	00	29,700	00	34,700	00		
Customs.....	29	34,730		18	7	214	239	39,800	00	14,300	00	262,700	00	316,800	00		
" Inside.....																	
" Outside.....	1,004	660,220	695,010	172	43	2,391	2,606	249,100	00	70,250	00	2,526,700	00	2,846,110	00	3,162,910	00
External Affairs.....						17	20	11,300	00			19,200	00	30,500	00	30,500	00
Finance.....	34	49,020		3		82	92	26,700	00	5,300	00	84,550	00	116,550	00		
" Inside.....				8	2												
" Outside.....	28	36,150	85,170	10	1	19	30	22,850	00	1,300	00	26,150	00	50,300	00	166,850	00
General Consulting Engineer.....							2	6,600	00	1,500	00			7,500	00	7,500	00
Governor General's Secretary's Office.....	6	6,900	6,900	1	1	9	11	3,600	00	800	00	11,450	00	15,850	00	15,850	00
High Commissioner's Office.....	6	7,834	7,834	3		5	8	6,750	00			13,000	00	19,750	00	19,750	00
House of Commons.....	59	82,000	82,000	23	4	72	99	57,850	00	6,800	00	137,600	00	202,250	00	202,250	00
Indian Affairs.....				17	1	60	78	39,500	00	1,200	00	77,450	00	118,150	00		
" Inside.....	22	49,850															
" Outside.....	47	29,650	79,500	1			1	600	00					600	00	118,750	00
Inland Revenue.....	25	38,120		7	4	67	78	20,500	00	7,050	00	101,100	00	128,650	00		
" Inside.....																	
" Outside.....	406	387,807	425,927	91	18	265	374	162,050	00	28,875	00	323,700	00	514,685	00	613,335	00
Insurance.....																	
Interior.....	4	7,200	7,200	2		16	18	4,550	00			27,450	00	32,000	00	32,000	00
" Inside.....	90	96,126		48	2	837	887	113,650	00	6,200	00	1,047,730	00	1,167,580	00		
" Outside.....	37	52,445	148,571	1			9	3,400	00			11,820	00	15,220	00	1,182,800	00
Justice.....	16	25,960		14	2	56	72	45,500	00	4,800	00	92,150	00	142,450	00		
" Inside.....																	
" Outside.....	34	47,500	73,460	2		13	32	5,600	00			27,200	00	32,800	00	175,250	00
Labour.....												40,100	00	40,100	00	40,100	00
Library.....	13	16,700	16,700	7		11	18	21,600	00			11,250	00	32,850	00	32,850	00

SESSIONAL PAPER No. 2

Marine and Fisheries.....	Inside	23	43,180	154,420	6	6	110	122	15,350 00	13,750 00	162,100 00	191,200 00	201,780 00
Militia and Defence.....	Outside	234	111,240	4	5	9	3,720 00	6,860 00	10,580 00
Mines.....	Inside	31	42,700	45,900	8	5	113	126	19,360 00	14,850 00	123,487 64	157,637 64	169,427 42
Naval Service.....	Outside	1	3,200	47,640	10	3	169	7	31,025 00	10,000 00	289,560 00	331,185 00	331,185 00
Post Office.....	Inside	31	47,640	4	3	98	105	9,650 00	9,050 00	136,977 80	155,677 80	159,077 80
Printing and Stationery.....	Outside	210	197,000	79	9	592	680	141,350 00	16,700 00	545,748 00	706,798 00	7,462,901 57
Privy Council.....	Outside	1,284	941,070	1,138,160	386	105	6,378	6,870	536,163 00	141,905 00	6,078,035 57	6,756,103 57	60,400 00
Public Works.....	Inside	21	22,450	22,450	4	2	34	40	6,800 00	3,700 00	49,900 00	60,400 00	39,500 00
Railways and Canals.....	Outside	16	22,025	22,025	5	3	13	21	13,200 00	8,300 00	18,000 00	39,500 00	521,442 00
R.N.W.M. Police.....	Inside	25	36,520	11	3	328	342	30,250 00	5,700 00	485,492 00	521,442 00	521,898 25
Secretary of State.....	Outside	22	14,647	51,167	1	1	27,300 00	6,100 00	138,650 00	172,050 00	192,767 51
Senate.....	Inside	28	46,550	10	2	90	102	20,717 51	9,500 00	20,717 51	18,300 00
Trade and Commerce.....	Outside	251	152,117	198,667	20	6	8	5,000 00	45,050 00	73,900 00	73,900 00
.....	Inside	7	9,450	67,150	2	37	2	3,800 00	31,800 00	60,250 00	60,250 00
.....	Outside	52	57,700	38,510	12	1	20	31	24,250 00	1,200 00	80,200 00	109,300 00	129,250 00
.....	Inside	34	38,510	32,950	10	4	79	88	12,350 00	10,750 00	14,450 00	19,950 00	15,946,006 30
.....	Outside	27	32,950	2	5	7	5,500 00
.....	4,236	3,537,283	3,537,283	1,040	242	12,701	13,983	1,861,531 76	412,880 00	13,671,594 54	15,946,006 30	15,946,006 30

PART 1

BALANCE SHEET

RECEIPTS AND PAYMENTS

MISCELLANEOUS STATEMENTS

8 GEORGE V, A. 1918

BALANCE SHEET, Dominion of

DR.	Amount.	Total.
	\$ cts.	\$ cts.
INVESTMENTS.		
<i>Sinking Funds.</i>		
Loan of 1884.....	7,240,999 79	
3½ per cent loan of 1930-50.....	5,143,572 94	
4 per cent loan of 1940-60.....	1,397,815 02	
War Loan 1915-25.....	250,300 00	
		14,032,687 75
<i>Sundry Investments.</i>		
Consolidated Fund Investment Account.....	216,889 65	
Loans to Banks, "Finance Act, 1914".....	10,200,000 00	
Loans to Banks (on call).....	2,800,000 00	
Montreal Harbour Commission.....	25,275,000 00	
Montreal Turnpike Trust.....	164,828 00	
Quebec Harbour Debentures.....	9,656,550 58	
St. John Bridge and Railway Extension Company.....	433,900 00	
Three Rivers Harbour Debentures.....	81,760 97	
Canadian Northern Railway Interest Account (Chapter 20, Acts of 1914)	2,384,500 01	
Canadian Northern Railway Loan Account, 1914 (Chapter 4, Acts of 1915).....	10,000,000 00	
Canadian Northern Railway Loan Account, 1916.....	15,000,000 00	
The Grand Trunk Pacific Railway, Prairie Section Loan Account (Chapter 19 of Acts of 1909).....	10,000,000 00	
The Grand Trunk Pacific Railway Loan Account, 1913, (Chapter 23 of Acts of 1913).....	15,000,000 00	
The Grand Trunk Pacific Railway Loan Account, 1914, (Chapter 4 of Acts of 1915).....	6,000,000 00	
The Grand Trunk Pacific Railway Investment Account.....	33,093,333 23	
Canadian Northern Ontario Railway Interest Account, (Sec. 10, Cap. 6, Acts of 1911).....	1,198,049 84	
Grand Trunk Pacific Railway Interest Account.....	7,081,783 45	
		148,586,595 73
PUBLIC WORKS.		
<i>Canals.</i>		
Burlington Bay Canal.....	308,328 32	
Chambly Canal and River Richelieu.....	580,092 59	
Improvement of the Trent.....	559,067 70	
Lachine Canal.....	11,142,580 65	
Lake St. Peter.....	1,164,235 08	
Murray Canal.....	1,248,946 71	
Ottawa Works.....	6,875,244 17	
Quebec Canals.....	34,841 69	
Sault Ste. Marie Canals.....	4,994,372 51	
St. Lawrence Canals.....	34,142,859 81	
St. Ours Locks.....	5,690 91	
St. Peters Canal.....	492,023 82	
Tay River Navigation.....	607,080 17	
Trent River Navigation.....	15,930,963 76	
Welland Canal.....	29,396,775 66	
Welland Ship Canal.....	13,491,960 62	
Miscellaneous.....	125 00	
		120,975,189 17
Carried forward.....		283,594,472 65

SESSIONAL PAPER No. 2

Canada, on March, 1917.

CR.	Amount.	Total.
	\$ cts.	\$ cts.
PUBLIC DEBT.		
<i>Payable in London.</i>		
3 ³ / ₄ per cent loan of 1909.....	26,701,842 68	
3 ¹ / ₂ " of 1884.....	23,467,206 27	
3 ¹ / ₂ " Canadian Pacific Railway, land grant.....	15,056,006 66	
3 ¹ / ₂ " of 1930-50.....	137,058,841 00	
3 " of 1888.....	8,071,230 16	
3 " of 1892.....	18,250,000 00	
3 " of 1894.....	10,950,000 00	
2 ¹ / ₂ " of 1897.....	4,888,185 64	
4 " of 1940-60.....	93,926,666 66	
4 ¹ / ₂ " of 1920-25.....	24,333,333 33	
		362,703,312 40
Temporary Loans:—		
Imperial Government.....	180,938,797 42	
New York Loan, 1915.....	19,394,000 00	
Temporary Loan (Treasury Bills).....	100,000,000 00	
		300,332,797 42
<i>Payable in Canada.</i>		
Province of New Brunswick 6 per cent loan debentures.....	600 00	
Province of Canada 5 per cent loan debentures.....	400 00	
Dominion Stock, issue A, 6 per cent.....	8,000 00	
" " A, 3 ¹ / ₂ per cent.....	31,836 67	
" " B, 3 ¹ / ₂ per cent.....	110,000 00	
" " C, 3 ¹ / ₂ per cent.....	48,666 67	
" " F, 3 ¹ / ₂ per cent.....	60,900 00	
Dominion of Canada War Loan, 1915-25.....	93,926,100 00	
" " " 1916-31.....	106,706,300 00	
" " " 1917-37.....	18,100,232 48	
Debenture Stock 5 p.c., 1919.....	8,634,500 00	
War Savings Certificates.....	5,072,237 00	
Bond Loan 3 ¹ / ₂ p.c., 1925-28.....	12,404,678 36	
" 4 ¹ / ₂ p.c., 1925-45.....	95,207,351 17	
		340,311,802 35
<i>Payable in New York.</i>		
5 per cent Bond Loan 1915-35.....	873,000 00	
5 " Public Service Loan 1916.....	75,000,000 00	
		75,873,000 00
DOMINION NOTES.....		183,248,986 79
PROVINCIAL NOTES, NOVA SCOTIA.....		39,220 05
UNPAID WARRANTS, PRINCE EDWARD ISLAND.....		549 59
SAVINGS BANKS.		
Dominion Government Savings Banks.....	13,628,204 99	
Post Office Savings Banks.....	42,582,478 59	
Savings Banks, Nova Scotia Suspense Account.....	977 81	
" " " Interest Account.....	4,427 22	
		56,216,088 61
SEIGNEURIAL ACCOUNTS.		
Compensation to Seigneurs.....	34,084 96	
" Townships.....	153 00	
		34,237 96
Carried forward.....		1,318,759,995 17
2—1 ¹ / ₂		

8 GEORGE V, A. 1918

BALANCE SHEET, Dominion of

DR.	Amount.	Total.
	\$ cts.	\$ cts.
Brought forward.....		283,594,472 65
PUBLIC WORKS—Con.		
<i>Railways.</i>		
Digby and Annapolis Railway.....	660,683 09	
Intercolonial Railway.....	120,220,732 24	
International Railway.....	7,662 45	
Prince Edward Island Railway.....	11,451,124 15	
National Transcontinental Railway.....	163,796,972 57	
New Brunswick and Prince Edward Island Railway.....	270,790 66	
Hudson Bay Railway.....	18,352,188 37	
New Cars for His Royal Highness the Governor General.....	71,538 82	
North Railway.....	250,000 00	
Quebec Bridge.....	20,119,850 04	
Miscellaneous.....	18,000 00	
Quebec and Saguenay Railway.....	332,254 93	
		335,551,797 32
<i>Sundry Works.</i>		
Bare Point Breakwater.....	217,995 90	
Cape Tormentine Harbour.....	236,860 63	
Esquimalt Graving Dock.....	1,279,571 22	
Georgian Bay to Montreal, Waterway Survey.....	918,796 85	
Government Buildings, Ottawa.....	14,936,400 40	
Improvement to the St. Lawrence.....	22,685,920 37	
Kingston Graving Dock.....	556,589 35	
Land and Cable Telegraph Lines.....	348,320 77	
Levis Graving Dock.....	971,592 58	
Montreal Harbour Improvements.....	1,060,342 83	
New Dominion Building, Toronto.....	1,166,646 95	
Port Arthur and Fort William Harbour and River Kaministiquie.....	11,922,105 86	
Halifax Dry Dock.....	3,627 17	
Port Colborne Harbour.....	904,459 39	
Quebec Harbour Improvements.....	6,149,422 16	
Rainy River Lock and Dam.....	133 80	
St. Andrews Rapids, including Red River Improvements.....	1,572,798 97	
St. John Harbour Improvements.....	10,397,412 46	
Tiffin Harbour Improvements.....	481,621 59	
Vancouver Harbour.....	3,426,135 43	
Victoria Harbour, Ontario—Improvements.....	761,801 79	
Victoria Harbour, British Columbia—Improvements.....	3,596,996 66	
Yukon Territories Works.....	1,921,392 10	
Toronto Harbour.....	1,767,161 44	
		87,284,106 67
Militia.....		12,118,150 87
PROVINCE ACCOUNTS..		
Province of Nova Scotia Suspense Account.....	40,315 94	
Province of Prince Edward Island Land Account.....	782,402 33	
Province of Quebec Debt Account.....	1,473,609 63	
		2,296,327 90
MISCELLANEOUS AND BANKING ACCOUNTS.		
Bank of England, Suspense Account.....	236,971 04	
Bank of Montreal, Provincial Notes, Suspense Account.....	28,431 33	
Calgary and Edmonton Railway, Special Account.....	773,321 93	
Canada Grain Act.....	57,286 90	
Canadian Northern Railway, Special Account.....	616,864 18	
Canadian Pacific Railway Land Grant Security, Suspense Account.....	23,674 43	
Canadian Government Railway (Open Accounts).....	621,249 73	
Canadian Government Railway (Stores Account).....	2,409,743 54	
Carried forward.....	4,827,543 08	720,844,855 41

SESSIONAL PAPER No. 2

Canada, on March, 1917—*Continued.*

CR.	Amount.	Total.
	\$ cts.	\$ cts.
Brought forward.....		1,318,759,995 17
TRUST FUND.		
Bank Circulation Redemption Fund.....	5,755,554 26	
Common School Funds.....	2,639,656 06	
Indian Funds.....	7,870,230 36	16,265,440 68
PROVINCE ACCOUNTS.		
Province of British Columbia Debt Account.....	583,021 40	
“ Manitoba Debt Account.....	3,578,941 20	
“ Nova Scotia Debt Account.....	1,055,924 25	
“ New Brunswick Debt Account.....	529,299 39	
“ Ontario Debt Account, 47 Vic. c. 4.....	2,848,289 52	
“ Prince Edward Island Debt Account.....	775,791 83	
“ Quebec Debt Account, 47 Vic. c. 4.....	2,549 213 61	11,920,481 20
MISCELLANEOUS AND BANKING ACCOUNTS.		
Alberta School Lands.....	3,099,222 01	
Alberta Government Seed Grain.....	8,784 19	
Atlantic and Lake Superior Company, Special Account.....	1,521 82	
Banque du Peuple, Special Account.....	14,560 85	
Banque Ville Marie, Special Account.....	4,384 59	
Bank of Yarmouth, Special Account.....	1,094 82	
Behring Sea Indemnity.....	8,022 05	
Briton Medical and General Life Association, Special Account.....	179 74	
Banque St. Hyacinthe, Special Account.....	8,155 64	
Banque St. Jean, Special Account.....	2,127 23	
Cash Suspense.....	34,411 46	
Central Bank, Special Account.....	2,225 94	
Collingwood Harbour, Special Account.....	12,304 80	
Columbia River, Special Account.....	2,989 16	
Commercial Bank of Manitoba, Special Account.....	6,460 56	
Contractor's Securities.....	3,915,065 16	
Copyright Duties.....	76 37	
Decayed Pilots' Fund Account.....	65,735 61	
Empress of Ireland Relief Fund, Special Account.....	1,476 73	
Fort Osborne Barracks, Special Account.....	62,947 27	
French Government Account.....	23,042 66	
Government Annuities Account.....	3,178,387 67	
Insurance Fund.....	453,171 24	
Interior Department, Special Account.....	50,846 04	
Intercolonial Railway, Open Accounts.....	2,058,771 29	
Intercolonial and Prince Edward Island Railway Employees' Provident Fund.....	343,553 72	
Interprovincial Bridge over Restigouche, Special Account.....	8,837 70	
International Railway of New Brunswick, Open Accounts.....	14,602 95	
Land Assurance Fund, Special Account.....	7,871 35	
Law fees, Maritime Court, Ontario.....	408 25	
Manitoba School Land Account.....	4,068,350 37	
National Transcontinental Railway, Medical Fund.....	5,501 55	
National Transcontinental Railway, Apprentice Fund.....	2,509 76	
New Brunswick and Prince Edward Island Railway, Open Account.....	1,723 56	
Ontario Farmers—Gift.....	25 61	
Prisoners of War.....	87,906 23	
Pelagic Sealing, Special Account.....	179,336 25	
Post Office Account.....	4,477,461 56	
Railways and Canals Department, Suspense Account.....	39,968 78	
Railway Grade Crossing Fund.....	1,338,792 19	
Retirement Fund Account.....	4,394,761 52	
Royal Northwest Mounted Police, Special Account.....	125,583 60	
Saskatchewan School Lands Account.....	3,891,343 21	
Carried forward.....	32,004,503 06	1,346,945,917 05

8 GEORGE V, A. 1918

BALANCE SHEET, Dominion of

Dr.	Amount.	Total.
	\$ cts.	\$ cts.
Brought forward.....	4,827,543 08	720,844,855 41
PUBLIC WORKS—Continued.		
MISCELLANEOUS AND BANKING ACCOUNTS—Continued.		
Copper Coinage.....	22,523 61	
Gold Coinage Account.....	1,099,382 60	
High Commissioner for Canada, in London, Suspense Account.....	4,151 92	
Imperial Government.....	169,558,345 82	
Intercolonial Railway, Stores Account.....	1,755,994 47	
International Railway of New Brunswick, Stores Account.....	15,788 89	
Italian Government Account.....	168,441 34	
King's Printer, Stationery.....	432,791 94	
Militia and Defence, Suspense Account.....	22,476 19	
National Transcontinental Railway, Open Accounts.....	1,343,450 55	
National Transcontinental Railway, Stores Account.....	518,850 24	
New Brunswick and Prince Edward Island Railway Stores Accounts...	3,680 10	
Prince Edward Island Railway, Open Account.....	17,552 55	
Prince Edward Island Railway, Stores Accounts.....	54,045 50	
Qu'Appelle L. L. and Saskatchewan Railway, Special Account.....	899,718 43	
Russian Government, Special Account.....	36,098 07	
St. John and Quebec Railway, Open Accounts.....	4,332 25	
St. John and Quebec Railway, Stores Account.....	104 33	
Seed Grain and Relief Accounts.....	7,981,356 59	
Seed Grain, Saskatchewan Government.....	155,647 81	
Sinking Fund generally.....	578,349 50	
Sinking Fund Special Account War Loan, 1915-25.....	2,837 37	
Silver Coinage.....	967,322 70	
Southern Alberta Land Company, Limited.....	354,654 00	
War Loan, 1916-31, Suspense Account, unpaid instalments.....	57 50	
		190,825,527 35
Specie Reserve.....		118,823,219 49
CASH ACCOUNT.		
Receiver General, Ottawa.....	15,808,214 30	
Bank of Montreal, New York.....	15,355,029 26	
	31,163,243 56	
Less—Bank of Montreal, London.....	2,890,631 89	
		28,272,611 67
RAILWAY ACCOUNTS.		
Canadian Pacific Railway.....	62,789,776 09	
Grand Trunk Railway, Debenture Account.....	15,142,633 34	
Grand Trunk Railway, Interest Account.....	10,457,458 01	
Grand Trunk Railway, Special Account.....	7,302 18	
		88,397,169 62
TERRITORIAL ACCOUNT.		
Northwest Territories, Organization.....	1,460,000 00	
Northwest Territories, Purchase.....	1,460,000 00	
ADD—Dominion Lands to March 31, 1911.....	10,425,395 92	
	13,345,395 92	
Less—Received from Dominion Lands.....	4,275,526 11	
	9,069,869 81	
ADD—Expenses connected with Northwest Rebellion.....	826,077 87	
		9,895,947 68
Consolidated Fund.....		224,943,936 47
Total.....		1,382,003,267 69

SESSIONAL PAPER No. 2

Canada, on March, 1917—*Concluded.*

Cr.	Amount.	Total.
	\$ cts.	\$ cts.
Brought forward.....	32,004,503 06	1,346,945,917 05
MISCELLANEOUS AND BANKING ACCOUNTS— <i>Con.</i>		
St. Helen's Island, Special Account.....	19,783 10	
St. Stephen's Bank, Special Account.....	11,673 00	
Strathcona Trust, Special Account.....	500,000 00	
Superannuation Fund.....	493,058 61	
Trade and Commerce, Suspense Account "Commandeering Grain".....	12,743 99	
Three Rivers Harbour, Sinking Fund.....	1,893 70	
Unpaid Coupons.....	95,809 87	
Unpaid Debentures.....	973 33	
Unpaid Dividends, British Columbia.....	33 67	
" Canada.....	4,663 18	
" Dominion Stock.....	4,730 48	
" New Brunswick.....	1,279 00	
" Nova Scotia.....	795 80	
" Prince Edward Island.....	867 25	
" 3 p.c. 1894 Stock.....	21 15	
Unpaid Warrants of former years, Canada.....	49 36	
War, Special Account.....	1,904,472 09	
		35,057,350 64
		1,382,003,267 69

8 GEORGE V, A. 1918

STATEMENT of the Receipts and Payments of

RECEIPTS.	Amount.	Total.
	\$ cts.	\$ cts.
CONSOLIDATED FUND.		
Customs.....	134,043,842 14	
Excise.....	24,412,348 06	
Post Office.....	20,902,384 46	
Revenue from Public Works.....	352,575 10	
Revenue from Minor Public Works.....	87,083 62	
Revenue from Railways.....	23,539,758 61	
Revenue from Canals.....	461,423 14	
Interest on Investments.....	3,094,012 33	
Patent Fees.....	251,959 51	
Casual.....	2,172,836 51	
Ordnance Lands.....	5,553 26	
Fines and Forfeitures.....	240,100 44	
Premium, Discount and Exchange.....	398,906 71	
Mariners' Fund.....	76,993 74	
Electric Light Inspection.....	71,365 60	
Steamboat Inspection.....	4,036 68	
Gas Inspection.....	54,067 35	
Weights and Measures.....	130,183 95	
Cullers' Fees.....	1,554 78	
Law Stamps.....	9,910 10	
Penitentiaries.....	60,190 63	
Insurance Inspection.....	57,249 79	
Fisheries.....	98,629 67	
Modus Vivendi.....	5,680 50	
Canada Gazette.....	37,562 78	
Superannuation Fund.....	33,250 11	
Lighthouse and Coast Service.....	840 00	
Dominion Steamers.....	22,831 86	
Military College.....	41,645 97	
Militia.....	90,163 58	
Civil Service Examination Fees.....	6,867 00	
Supreme and Exchequer Court Reports.....	221 84	
Dominion Lands.....	4,055,662 41	
Militia Pensions Revenue.....	25,495 07	
Inspection of Staples Revenue.....	1,459,811 40	
Royal Northwest Mounted Officers' Pensions.....	5,132 66	
War Tax.....	16,302,238 14	
Chinese Revenue.....	86,924 50	
		232,701,294 00
LOANS.		
Temporary Loans—		
Bank of Montreal, Ottawa.....	5,000,000 00	
Imperial Government.....	151,591,322 70	
Treasury Bills.....	130,200,000 00	
3½ p.c. Bond Loan 1925-28.....	12,404,678 36	
4½ " " 1925-45.....	95,207,351 17	
5 p.c. Debenture Stock 1919.....	8,634,500 00	
Dominion of Canada War Loan 1916-31.....	106,706,300 00	
" " 1917-37.....	18,100,232 48	
War Savings Certificates.....	5,118,720 00	
5 p.c. Bond Loan 1915-35 New York.....	873,000 00	
5 p.c. Public Service Loan 1916.....	75,000,000 00	
		608,836,104 71
SAVINGS BANKS.....		15,712,021 78
DOMINION NOTES.....		18,936,727 00
TRUST FUNDS.		
Bank Circulation Redemption Fund.....	419,579 97	
Common School Fund.....	1,790 30	
Indian Fund.....	817,540 76	
		1,238,911 03
Carried forward.....		877,425,058 52

SESSIONAL PAPER No. 2

Canada for the Fiscal Year ended March 31, 1917.

PAYMENTS.	Amount.	Total.
	\$ cts.	\$ cts.
CONSOLIDATED FUND.		
Interest on Public Debt.....	35,802,566 68	
Charges of Management.....	496,386 54	
Sinking Funds.....	1,471,697 50	
Civil Government.....	6,466,358 63	
Administration of Justice.....	1,484,681 68	
Dominion Police.....	128,504 62	
Legislation.....	1,651,742 60	
Penitentiaries.....	913,207 93	
Agriculture.....	3,614,843 85	
Immigration.....	1,181,991 27	
Quarantine.....	206,098 39	
Pensions.....	2,814,545 52	
Superannuation.....	458,927 35	
Militia.....	4,301,784 90	
Royal Northwest Mounted Police.....	1,179,669 95	
Public Works Income.....	8,633,095 80	
Railways and Canals Income.....	750,524 87	
Mail Subsidies and Steamboat Subventions.....	1,990,581 66	
Ocean and River Service.....	1,113,871 71	
Lighthouse and Coast Service.....	1,769,288 90	
Marine Hospitals.....	66,817 30	
Steamboat Inspection.....	67,559 81	
Fisheries.....	1,050,155 69	
Department of Mines.....	390,873 01	
Scientific Institutions.....	434,755 35	
Subsidies to Provinces.....	11,469,148 48	
Indians.....	1,951,494 51	
Government of the Northwest Territories.....	5,147 52	
Miscellaneous.....	1,196,613 97	
Yukon Provisional District.....	339,971 04	
Naval Service.....	1,237,230 36	
Labour.....	57,565 47	
Customs.....	3,745,790 90	
Excise.....	977,333 44	
Weights, Measures, Gas and Electric Light.....	296,305 56	
Culling timber.....	6,510 55	
Inspection of Staples.....	2,592 82	
Adulteration of Food.....	42,795 99	
Post Office.....	16,300,578 65	
Public Works, Collection of Revenue.....	849,341 07	
Railways and Canals, Collection of Revenue.....	27,124,003 68	
Dominion Lands.....	2,866,712 13	
Trade and Commerce.....	1,588,247 30	
Bounties.....	101,428 28	
		148,599,343 23
REDEMPTION OF DEBT.		
Temporary Loan Imperial Government.....	108,644,905 10	
Bank of Montreal, Ottawa.....	5,000,000 00	
New York Temporary Loan, 1915.....	25,606,000 00	
Treasury Bills.....	30,200,000 00	
Dominion Stock Issue "B" 3½ per cent.....	27,400 00	
" " "F" 3½ ".....	250 00	
" " 1896 3½ ".....	10,000 00	
War Loan 1915-25.....	6,073,900 00	
War Savings Certificates.....	46,483 00	
		175,608,938 10
SAVINGS BANKS.....		13,024,359 51
DOMINION NOTES.....		13,630,871 75
Carried forward.....		350,863,512 59

8 GEORGE V, A. 1918

STATEMENT of the Receipts and Payments of Canada

Receipts.	Amount.	Total.
	\$ cts.	\$ cts.
Brought forward.....		877,425,058 52
INVESTMENTS.		
Loans to Banks—Finance Act, 1914.....	9,402,235 00	
Montreal Turnpike Trust.....	30,172 00	
Loans to Banks on Call.....	2,235,000 00	
		11,667,407 00
MISCELLANEOUS.		
Alberta School Lands Account.....	736,628 33	
Alberta Government, Special Account "Oats".....	47,514 66	
Bank of England, Suspense Account.....	299,136 92	
Banque St. Hyacinthe, Special Account.....	2,820 64	
Banque St. Jean, Special Account.....	2,307 23	
Calgary and Edmonton Railway, Special Account.....	285,218 65	
Canada Grain Act—Government Elevators.....	3,810,137 60	
Canadian Government Railway Open Accounts.....	24,072,651 46	
“ “ “ Stores Account.....	7,692,360 64	
Canadian Northern Railway, Special Account.....	82,659 63	
Cash Suspense.....	8,908 53	
Contractor's Securities.....	1,594,869 43	
Copper Coinage.....	121,300 00	
Decayed Pilots' Fund Account.....	12,403 44	
Dominion Assay Office.....	3,141,670 43	
Empress of Ireland Relief Fund.....	5,464 99	
French Government Special Account.....	978,397 19	
Gold Coinage Account.....	5,050 42	
Government Annuities Account.....	660,872 13	
High Commissioner for Canada in London, Suspense Account.....	230 79	
Imperial Government.....	55,987,811 49	
Insurance Fund.....	153,014 73	
Intercolonial and Prince Edward Island Railway Employees' Provident Fund.....	278,753 13	
Intercolonial Railway, Open Accounts.....	3,632 35	
Italian Government Account.....	1,672,666 66	
King's Printer, Advance Account.....	2,407,072 75	
King's Printer, Stationery Office Account.....	1,945,804 38	
Land Assurance Fund, Special Account.....	245 14	
Manitoba School Lands Account.....	404,103 63	
Militia and Defence, Special Account.....	500,000 00	
National Transcontinental Railway, Open Accounts.....	514 80	
National Transcontinental Railway, Apprentice Fund.....	299 78	
National Transcontinental Railway, Medical Fund.....	14,210 75	
Outstanding Cheques Account.....	81,834 53	
Pelagic Sealing, Special Account.....	10,000 00	
Post Office Account.....	100,496,552 54	
Prisoners of War.....	73,452 63	
Qu'Appelle, Long Lake and Saskatchewan Railway, Special Account..	212,531 59	
Railways and Canals, Suspense Account.....	90 68	
Railway Grade Crossing.....	400,000 00	
Retirement Fund Account.....	803,714 50	
Repatriation Account.....	70 17	
Russian Government.....	208,867 75	
Royal Bank of Canada, Special Account.....	2,072,871 00	
Royal Northwest Mounted Police, Special Account.....	16,726 60	
Saskatchewan School Lands Account.....	875,082 51	
Seed Grain and Relief Accounts.....	5,029,275 15	
Seed Grain Advances, 1908, Province of Saskatchewan.....	6,419 02	
Silver Coinage Account.....	1,330,200 00	
St. John and Quebec Railway, Open Accounts.....	61,768 99	
St. John and Quebec Railway, Stores Account.....	557 70	
Superannuation Fund Account.....	42,387 75	
Three Rivers Harbour, Sinking Fund Account.....	73 54	
Trade and Commerce, Special Account "Commandeering Grain".....	27,054 16	
Unpaid Dividends.....	255 65	
Carried forward.....	218,678,529 16	889,092,465 52

SESSIONAL PAPER No. 2

for the Fiscal Year ended March 31, 1917—Continued.

PAYMENTS.	Amount.	Total.
	\$ cts.	\$ cts.
Brought forward.....		350,863,512 59
TRUST FUNDS.		
Bank Circulation Redemption Fund.....	86,653 97	
Indian Fund.....	689,034 63	775,688 60
INVESTMENTS.		
Consolidated Fund Investment Account.....	4,250 00	
Loans to Banks—Finance Act, 1914.....	18,531,000 00	
Loans to Banks—on Call.....	5,035,000 00	
Montreal Harbour Commission.....	710,000 00	
Quebec Harbour Commission.....	352,000 00	
Canadian Northern Railway Loan Account, 1916.....	15,000,000 00	
“ “ Interest Loan Account.....	2,384,500 01	
Canadian Northern Ontario Railway, Interest Loan Account.....	1,198,049 84	
Grand Trunk Pacific Railway Interest Account.....	7,081,783 45	50,296,583 30
MISCELLANEOUS.		
Alberta School Lands Account.....	268,185 85	
Bank of England Suspense Account.....	456,037 76	
Banque du Peuple, Special Account.....	19 00	
Banque St. Hyacinthe Special Account.....	320 00	
Banque St. Jean Special Account.....	180 00	
Banque Ville Marie.....	66 50	
Bank of Yarmouth.....	30 00	
Canada Grain Act—Government Elevators.....	3,789,181 99	
Canadian Government Open Accounts.....	24,693,901 19	
Canadian Government Railway Stores Accounts.....	10,162,104 18	
Canadian Northern Railway, Special Account.....	80,000 00	
Cash Suspense.....	2,743 42	
Contractors' Securities.....	2,600,199 72	
Copper Coinage.....	132,908 56	
Decayed Pilots' Fund Account.....	9,852 08	
Dominion Assay Office.....	3,141,670 43	
Empress of Ireland Relief Fund.....	5,587 47	
French Government.....	634,444 75	
Gold Coinage Account.....	95,000 00	
Government Annuities Account.....	198,086 66	
High Commissioner for Canada in London Suspense Account.....	245 02	
Imperial Government.....	181,835,211 98	
Intercolonial and Prince Edward Island Railway Employees' Provident Fund.....	278,960 09	
Insurance Fund.....	56,657 93	
Intercolonial Railway, Open Accounts.....	27 64	
Intercolonial Railway, Stores Account.....	3,682 35	
Italian Government Account.....	1,841,108 00	
King's Printer, Advance Account.....	2,407,072 75	
King's Printer, Stationery Office Account.....	2,154,234 18	
Manitoba School Lands Account.....	193,961 81	
National Transcontinental Railway Open Account.....	4,714 42	
National Transcontinental Railway, Apprentice Fund.....	16 10	
National Transcontinental Railway, Medical Fund.....	19,581 47	
New York Loan 1915, Interest Special Account.....	44,375 00	
Outstanding Cheques Account.....	81,834 53	
Pelagic Sealing, Special Account.....	9,000 00	
Post Office Account.....	99,060,652 87	
Prisoners of War.....	81,062 20	
Railways and Canals, Suspense Account.....	15 28	
Railway Grade Crossing, Special Account.....	46,630 53	
Repatriation Account, Internment Operations.....	70 17	
Retirement Fund.....	124,233 87	
Royal Bank of Canada, Special Account.....	2,072,871 00	
Russian Government.....	64,267 00	
Saskatchewan School Lands Account.....	333,204 99	
Carried forward.....	336,984,210 74	401,935,784 49

8 GEORGE V, A. 1918

STATEMENT of the Receipts and Payment of Canada

RECEIPTS.	Amount.	Total.
	\$ cts.	\$ cts.
Brought forward:.....	218,678,529 16	889,092,465 52
MISCELLANEOUS— <i>Concluded.</i>		
Unpaid Coupons.....	62,187 50	
War, Special Account.....	3,419 17	
War Loan 1915-25 Suspense Account "Unpaid Instalments".....	200 00	218,744,335 83
CASH ACCOUNTS.		
Bank of Montreal, London.....	106,735,604 61	
Bank of Montreal, New York.....	109,372,776 33	
Cash Credits.....	775,283,863 10	991,892,244 04
SPECIE RESERVE ACCOUNT.....		4,212,124 52
Total.....		2,103,941,169 91

SESSIONAL PAPER No. 2

for the Fiscal Year ended March 31, 1917—*Concluded.*

PAYMENTS.	Amount.	Total.
	\$ cts.	\$ cts.
Brought forward.....	336,984,210 74	401,935,784 49
<i>MISCELLANEOUS—Concluded.</i>		
Seed Grain and Relief Accounts.....	1,592,588 71	
Sinking Funds, Generally.....	578,349 50	
Silver Coinage Account.....	1,576,538 58	
St. Stephen's Bank, Special Account.....	148 00	
St. John and Quebec Railway, Open Accounts.....	64,621 17	
St. John and Quebec Railway, Stores Account.....	623 77	
Superannuation Fund Account.....	11,178 39	
Trade and Commerce Special Account "Commandeering Grain".....	20,350 52	
Unpaid Dividends "Dominion Stock".....	82 25	
War Loan 1916-31 Suspense Account, Unpaid instalments.....	57 50	
		340,828,749 13
<i>CASH ACCOUNTS.</i>		
Bank of Montreal, London.....	105,973,992 75	
Bank of Montreal, New York.....	121,780,604 00	
Cash Debits.....	782,069,701 67	
		1,009,824,298 42
<i>SPECIE RESERVE ACCOUNT.....</i>		1,748,562 82
<i>RAILWAYS AND CANALS—CAPITAL.</i>		
International Railway.....	3,724 98	
Intercolonial Railway.....	4,490,472 56	
Prince Edward Island Railway.....	609,751 71	
New Brunswick and Prince Edward Island Railway.....	46,579 38	
National Transcontinental Railway.....	3,916,586 20	
Hudson Bay Railway.....	2,604,279 94	
Quebec Bridge.....	2,733,677 00	
Quebec and Saguenay Railway.....	332,254 93	
Chambly Canal and River Richelieu.....	49,300 00	
Lachine Canal.....	24,073 21	
Tay River Navigation.....	33,735 10	
Trent Canal.....	613,088 60	
St. Lawrence Canals.....	70,622 36	
Welland Ship Canal.....	3,513,769 82	
		19,041,915 79
<i>PUBLIC WORKS—CAPITAL.</i>		
French River Waterway Improvements.....	45,083 95	
Esquimalt Dry Dock.....	21,006 97	
Government Buildings, Ottawa.....	1,402,271 70	
Toronto, New Dominion Building.....	5,778 27	
Toronto Harbour Improvements.....	596,489 21	
Quebec Harbour Improvements.....	1,509,642 49	
River St. Lawrence, Ship Channel.....	1,351,287 86	
Port Arthur and Fort William Harbour and River Improvements.....	564,548 17	
Victoria Harbour, British Columbia.....	999,990 51	
St. John Harbour.....	997,308 24	
Vancouver Harbour, British Columbia.....	344,708 35	
		7,838,115 72
<i>RAILWAY SUBSIDIES.</i>		
Lake Erie and Northern Railway.....	185,062 40	
Ha Ha Bay Railway.....	235 80	
Canadian Northern Ontario Railway.....	358,180 41	
Kettle Valley Railway.....	290,902 43	
Edmonton, Dunvegan and B.C. Railway.....	125,202 84	
		959,583 88
Charges of Management—Loan Account.....		14,758,901 22
War.....		306,488,814 63
Consolidated Fund Account.....		516,443 81
Total.....		2,103,941,169 91

8 GEORGE V, A. 1918

STATEMENT of the Consolidated Fund of Canada on March 31, 1917.

		Dr.	Cr.
	\$ cts.	\$ cts.	\$ cts.
To amount of payments (for details see page 9).....	148,599,343 23		
LESS—Sinking Funds.....	1,471,697 50		
		147,127,645 73	
To Railway Subsidies.....		959,583 88	
To Railway Grade Crossing.....		400,000 00	
To Government Annuities Account:—			
Amount required to bring the said Fund to the			
valuation of Annuities Contracts in force on			
March 31st, 1917, in accordance with Section		116,443 81	
15, of Act 1908.....		306,488,814 63	
To War Account.....			
To Charges of Management Loan Account:			
5 per cent Public Service Loan 1916—			
2½ per cent charges on \$25,000,000.....	656,250 00		
Discount on Loan at 99-56.....	110,000 00		
	766,250 00		
Less two days interest at 5 per cent....	6,944 44	759,305 56	
2½ per cent on \$25,000,000.....	656,250 00		
Discount on Loan at 97-13.....	717,500 00		
	1,373,750 00		
Less 2 days interest at 5 per cent.....	6,944 44	1,366,805 56	
2½ per cent on \$25,000,000.....	656,250 00		
Discount on Loan at 94-94.....	1,265,000 00		
	1,921,250 00		
Less 2 days interest at 5 per cent.....	6,944 45	1,914,305 55	
Printing Temporary Bonds.....	1,400 00		
The Signature Co. New York for 225,000 Signatures..	1,488 75		
Commission of ⅛ of 1 per cent on \$50,000,000, to Bank			
of Montreal, New York, for services as Fiscal Agents			
in connection with the issuance of the Public Service			
Loan 1916.....	31,250 00		
Long Distance telephones and telegrams incurred by			
Bank of Montreal, New York.....	196-33		
Expense incurred by the General Manager of the Bank			
of Montreal in New York for travelling, telephones,			
telegrams and messengers.....	468 65		
Amount paid by J. P. Morgan & Co. to Francis L.			
Stetson for professional services.....	1,516 00		
Amount paid by J. P. Morgan & Co. to Orde, Powell			
& Lyle for professional services.....	500 00		
American Bank Note Co. being for duty paid on ship-			
ment of Bonds to New York.....	42 50		
American Bank Note Co. for engraving and printing..	21,195 00		
Express.....	32 30		
Telegrams.....	4 50		
Advertising.....	53 20		
Postage.....	16 70		
		4,098,580 60	
5 per cent New York Loan, 1915-35—			
Printing Bonds.....		10 00	
4½ per cent Bond Loan 1925-45—			
Printing Bonds.....		565 00	
3½ per cent Bond Loan 1925-28—			
Printing Bonds.....		200 00	
Carried forward.....		459,191,843 65	

SESSIONAL PAPER No. 2

STATEMENT of the Consolidated Fund of Canada on March 31, 1917—*Con.*

		Dr.	Cr.
	\$ cts.	\$ cts.	\$ cts.
Brought forward.....		459,191,843 65	
4 per cent 1940-60 Loan— Composition of Stamp Duty on £500 at 1 shilling 3 pence per £10-0-0.....		15 21	
5 per cent Dominion of Canada War Loan 1915-25— Salaries and Office Contingencies.....	8,594 20		
Printing and Stationery.....	1,662 61		
Printing Bonds.....	830 00		
Express.....	1,610 91		
Brokerage.....	493 50		
Travelling expenses.....	294 45		
Advertising.....	28 60	13,519 27	
5 per cent Dominion of Canada War Loan 1916-31— Commission of $\frac{1}{2}$ of 1 per cent on \$100,000,000.00 paid to Chartered Banks.....	500,000 00		
$2\frac{1}{2}$ per cent discount on \$100,632,400.00 as per pros- pectus.....	2,515,810 00		
Discount on instalments paid in advance. \$ 232,162 28			
Less Interest on overdue payments..... 1,696 21	230,466 07		
Salaries and office contingencies.....	29,349 50		
Printing and Stationery.....	19,699 04		
Printing Bonds and Scrip.....	42,156 68		
Express.....	439 45		
Brokerage.....	148,152 75		
Advertising.....	50,963 87		
Insurance.....	2,364 18		
Translation.....	7 00		
Typing Circulars.....	1 50	3,539,410 04	
5 per cent Debenture Stock, 1919— Printing and Stationery.....	1,189 29		
Printing Stock Certificates.....	325 00		
Brokerage.....	12,266 25		
Advertising.....	52,316 48	66,097 02	
War Saving Certificates— Printing and Stationery.....	8,787 27		
Printing Certificates.....	1,415 00		
Salaries.....	3,065 00		
Translation.....	12 00		
Express.....	30 47		
$\frac{1}{2}$ of 1 per cent Commission paid to Banks.....	19,971 27		
$\frac{1}{2}$ of 1 per cent " " Postmasters.....	4,716 78		
Advertising.....	10,187 14		
Cutting die hubs for Postmasters.....	490 00		
Printing Circulars, etc.....	34 25		
Slides.....	5 00		
Travelling expenses.....	9 40	48,723 58	
To readjustment of Capitalization of advances amounting to £3,000,000 in the year 1915-16 which was capitalized on a basis of £100 for each £99 advanced, totalling £3,030,303-0-6 now calls for a new capitalization on a basis of £105-5-3 for each £100 advanced making a capital debt of £3,189,772- 14-5 leaving a balance of £159,469-13-11 or \$776,085.85 to be credited to Loan.....		776,085 85	
Carried forward.....		463,635,694 62	

8 GEORGE V, A. 1918

STATEMENT of the Consolidated Fund of Canada on March 31, 1917—*Con.*

		Dr.	Cr.
	\$ cts.	\$ cts.	\$ cts.
Brought forward.....		463,635,694 62	
To adjustment of advances from Nov. 15, 1915, to Mar. 31st, 1917, as follows:—		7,248,570 22	
Advances between Nov. 15, 1915 and July 13, 1916 £4,200,000 at par.....	£4,200,000—0—0		
6,300,000 to be capitalized from Feb. 16, 1917, on a basis of £105-5-3 for each £100 advance..	6,631,537-10—0		
Advances between July 13, 1916, to Dec. 31, 1916:			
9,500,000 to be capitalized from Feb. 16, 1917, on a basis of £100 for each £95 advance.....	10,000,000—0—0		
Advances between Dec. 31, 1916, and Feb. 28, 1917:			
4,000,000 to be capitalized from Feb. 16, 1917, on a basis of £100 for each £95 advance.....	4,210,526—6—4		
Advances between Feb. 28, 1917, and March 31, 1917:			
8,500,000 to be capitalized from Feb. 16, 1917, on a basis of £100 for each advance.....	8,947,368—8—5		
32,500,000	33,989,432—4—9 32,500,000—0—0		
To be credited on account of capitalization as above....	1,489,432—4—9		
£1,489,432 4 9 converted at 9½.....	\$ 7,248,570 22		
By balance as per Public Accounts 1915-16.....			12,206,158 80
By adjustment of advances up to and including 30th Sept., 1915, amounting to £22,000,000 as follows:—			
£2,400,000 capitalized to £2,526,315-15-9			
19,600,000 “ 19,797,979-15-3			
Making a total capital debt of £22,324,295-11-0			
This capital debt of £22,324,295 11 0 has been converted into a Bond issue of \$12,404,678.36 at 3½ per cent and \$95,207,351.17 at 4½ per cent, the currency equivalent being arrived at by converting the individual capitalization advances at the rate of exchange at the time of such advance.....			1,032,875 57
By amount of receipts (for details see page 8.).....			232,701,294 00
By balance.....			224,943,936 47
		470,884,264 84	470,884,264 84

SESSIONAL PAPER No. 2

CASH ACCOUNT.

(For details see Statement of Receipts and payments, page 9).

		Dr.	Cr.
	\$ cts.	\$ cts.	\$ cts.
To balance from Fiscal Year 1915-16—			
Canadian Banks' Cash debits on account of 1915-16	9,022,375 73		
Bank of Montreal, New York.....	3,447,201 59		
	12,469,577 32		
Less Bank of Montreal, London.....	2,129,020 03	10,340,557 29	
MARCH 31, 1917.			
To Amount of receipts over disbursements—			
Loan Accounts.....		433,227,166 61	
Dominion Notes.....		5,305,855 25	
Consolidated Fund Account 1916-17.....		84,101,950 77	
Savings Banks.....		2,687,662 27	
Trust Funds.....		463,222 43	
Specie Reserve.....		2,463,561 70	
By Amount of disbursements over Receipts—			
Capital and Special Accounts.....			43,114,960 42
War.....			306,488,814 63
Miscellaneous and Banking Accounts.....			122,084,413 30
Investments.....			38,629,176 30
By Balance to Fiscal Year 1917-18—			
Canadian Banks' Cash debits on account 1916-17..	15,808,214 30		
Bank of Montreal, New York.....	15,355,029 26		
	31,163,243 56		
Less Bank of Montreal, London.....	2,890,631 89		28,272,611 67
		538,589,976 32	538,589,976 32

8 GEORGE V, A. 1918

STATEMENT showing the portion of the Funded Debt payable in

	At 2½ per cent. interest.	At 3 per cent interest.	At 3½ per cent. interest.	At 3¾ per cent. interest.
	£ s. d.	£ s. d.	£ s. d.	£ s. d.
Act 47 Vic., Cap. 3.....			4,822,028 13 3	
Act 51 Vic., Cap. 2.....		1,658,471 18 11		
Acts 54-56 Vic., Cap. 3 and 57-58 Vic., Cap. 1.....		6,000,000 0 0		
Acts 60-61 Vic., Cap. 3.....	1,004,421 14 2		3,093,700 0 0	
Act 51 Vic., Cap. 32.....				5,486,680 0 0
Act 7-8 Ed. VII, Cap. 4.....				
Act 3 Ed. VII, Cap. 71 and 6-7 Ed. VII, Cap. 7 and 7-8 Ed. VII, Cap. 4, 8-9 Ed. VII, Caps. 35 and 19, 2 Geo. V, Cap. 1.....			28,162,775 11 0	
3-4 Geo. V., Cap. 3.....				
4-5 Geo. V., Cap. 59.....				
Totals bearing interest.....	1,004,421 14 2	7,658,471 18 11	36,078,504 4 3	5,486,680 0 0
Total interest.....	25,110 10 10	229,754 3 2	1,262,747 12 11	205,750 10 2

SESSIONAL PAPER No. 2

London, March 31, 1917, and the Annual Interest payable thereon.

At 4 per cent. interest.	At 4½ per cent. interest.	Total Sterling.	Total Currency.	Maturing.
£ s. d.	£ s. d.	£ s. d.	\$ cts.	
.....	4,822,028 13 3	23,467,206 27	On giving 6 months notice or June 1, 1934.
.....	1,658,471 18 11	8,071,230 16	July 1, 1938.
.....	6,000,000 0 0	29,200,000 00	July 1, 1938.
.....	1,004,421 14 2	4,888,185 64	October 1, 1947.
.....	3,093,700 0 0	15,056,006 66	July 1, 1938.
.....	5,486,680 0 0	26,701,842 68	July 1, 1919 (or after July 1, 1914, the whole or any portion by drawings on giving 3 months notice).
.....	28,162,775 11 0	137,058,841 00	July 1, 1950 (or after July 1, 1930, on giving 6 months notice).
19,300,000 0 0	19,300,000 0 0	93,926,666 66	October 1, 1960 (on or after October 1, 1940, on giving 3 months notice).
.....	5,000,000 0 0	5,000,000 0 0	24,333,333 33	May 1, 1925 (on or after May 1, 1920 on giving 3 months notice).
19,300,000 0 0	5,000,000 0 0	74,528,077 17 4	362,703,312 40	
772,000 0 0	225,000 0 0	2,720,362 17 1	13,239,099 22	

8 GEORGE V, A. 1918

STATEMENT of the Sinking Funds of Canada, showing Amount invested to
March 31, 1917.

Account brought from last year as per Public Accounts 1915-16.....	\$12,563,827 62
Loan of 1884, 3½ per cent.....	364,311 59
Loan of 1930-50, 3½ per cent.....	524,544 73
Loan of 1940-60, 4 per cent.....	329,703 81
War Loan 1915-25, 5 per cent.....	250,300 00
	<hr/> \$14,032,687 75

STATEMENT showing the Loans Authorized, Amounts Issued and Redeemed and
the balance negotiable under the several Acts of Parliament, on March
31, 1917.

—	DR.	\$ cts.	—	CR.	\$ cts.
1916.			1917.		
April 1..	To balance.....	84,824,064 63		By Receipts from Loans—	
	To Amount of Debt			Public Service Loan New	
	redeemed—			York.....	75,000,000 00
	Temporary Loan, New			5% Bond Loan 1915-35	
	York.....	25,606,000 00		New York.....	873,000 00
	Dominion Stock.....	37,650 00		By Receipts over Payments	
				in Savings Bank April 1,	
				1916 to April 1, 1917.....	2,687,662 97
				By Balance Negotiable.....	31,907,052 36
		<hr/> 110,467,714 63			<hr/> 110,467,714 63
	To Balance April 1, 1917....	31,907,052 36			

SESSIONAL PAPER No. 2

STATEMENT showing the portion of the Funded Debt of Canada payable therein, March 31, 1917, and interest thereon.

	CANADA.				Total.	Maturing.
	Bearing 3½ per cent. interest.	Bearing 4½ per cent. interest.	Bearing 5 per cent. interest.	Bearing 6 per cent. interest.		
	\$	\$	\$	\$	\$	cts.
Loan Funds, L. C.					400 00	Overdue.
Act 28, Vic. Cap. 11, New Brunswick....					600 00	Overdue.
Act 31, Vic. Cap. 4....					8,000 00	—
Act 53, Vic. Cap. 1....	190,503 34				190,503 34	Various dates.
R. S. 1906, Cap. 24, Sec. 7 (b) and O. C. June 21, 1909....	60,900 00				60,900 00	July 1, 1925.
War Loan 1915-25....			93,926,100 00		93,926,100 00	December 1, 1925.
War Loan 1916-31....			106,706,300 00		106,706,300 00	October 1, 1931.
War Loan 1917-37 (1st instalment)....			18,100,232 48		18,100,232 48	March 1, 1937.
War Savings Certificates....			5,072,237 00		5,072,237 00	Various dates.
Debtenture Stock....			8,634,500 00		8,634,500 00	October 1, 1919.
Bond Loan 1925-28....	12,404,678 36				12,404,678 36	March 1, 1928.
Bond Loan 1925-45....		95,207,351 17			95,207,351 17	December 1, 1945.
••						
Less Overdue Bonds....	12,656,081 70	95,207,351 17	232,439,369 48	8,000 00	340,311,802 35	
					1,000 00	
	12,656,081 70	95,207,351 17	232,439,369 48	8,000 00	340,310,802 35	
Total Interest....	442,962 86	4,284,330 80	11,621,968 47	480 00	16,349,742 13	

8 GEORGE V, A. 1918

Year.	Expenditure chargeable to Consolidated Fund.	Expenditure chargeable to Capital.	Railway Subsidies.	Other charges.	Total Disbursements.
	\$ cts.	\$ cts.	\$ cts.	\$ cts.	\$ cts.
1868	13,486,092 96	548,437 58	37,157 98	14,071,688 52
1869	14,038,084 00	440,418 40	429,663 24	14,908,165 64
1870	14,345,509 58	3,515,116 18	155,988 18	18,016,613 94
1871	15,623,081 72	3,670,396 51	19,293,478 23
1872	17,589,468 82	7,853,049 79	223,456 13	25,665,974 74
1873	19,174,647 92	19,859,441 17	5,718 -8	39,039,807 57
1874	23,316,316 75	10,177,740 06	4,018 90	33,498,075 71
1875	23,713,071 04	6,922,742 33	2,253,097 17	32,888,910 54
1876	24,488,372 11	7,154,007 94	315,764 40	31,958,144 45
1877	23,519,301 77	7,599,709 55	1,388,984 38	32,507,995 70
1878	23,503,158 25	6,657,200 36	385,412 99	30,545,771 60
1879	24,455,381 56	5,648,331 66	676,225 30	30,779,938 52
1880	24,850,634 45	8,241,173 98	949,947 68	34,041,756 11
1881	25,502,554 42	8,176,316 50	117,771 74	33,796,642 66
1882	27,067,103 58	7,405,637 06	201,884 75	34,674,625 39
1883	28,730,157 45	14,147,359 76	21,368 75	42,898,885 96
1884	31,107,706 25	23,977,702 44	208,000 00	2,567,452 84	57,860,861 53
1885	35,087,060 12	13,220,185 35	403,245 00	502,587 06	49,163,077 53
1886	30,011,612 26	9,589,734 19	2,701,249 00	10,534,973 07	61,837,568 52
1887	35,657,680 16	4,439,938 72	1,406,533 00	41,504,151 88
1888	36,718,494 79	7,162,964 26	1,027,041 92	155,623 07	45,064,124 04
1889	36,917,834 76	4,420,313 66	846,721 83	1,333,327 81	43,518,198 06
1890	35,994,031 47	4,053,158 98	1,678,195 72	44,946 56	41,770,332 73
1891	36,343,567 96	3,115,860 04	1,265,705 87	68,074 32	40,793,208 19
1892	36,765,894 18	2,164,456 78	1,248,215 93	2,093,569 43	42,272,136 32
1893	36,814,052 90	3,088,317 60	811,394 07	139,963 34	40,853,727 91
1894	37,585,025 52	3,862,969 67	1,229,885 10	330,353 60	43,008,233 89
1895	38,132,005 05	3,030,490 40	1,310,549 10	399,293 89	42,872,338 44
1896	36,949,142 03	3,781,311 21	3,228,745 49	137,185 19	44,096,383 92
1897	38,349,759 84	3,523,160 23	416,955 30	682,880 52	42,972,755 89
1898	38,832,525 70	4,143,503 39	1,414,934 78	943,317 19	45,334,281 06
1899	41,903,500 54	5,936,342 94	3,201,220 05	501,571 76	51,542,635 29
1900	42,975,279 51	7,468,843 24	725,720 35	1,547,623 74	52,717,466 84
1901	46,866,367 84	7,695,488 34	2,512,328 86	908,681 42	57,982,866 46
1902	50,759,391 97	10,078,638 06	2,093,939 00	1,038,830 83	63,970,799 86
1903	51,691,902 76	7,052,724 58	1,463,222 34	1,538,722 13	61,746,571 81
1904	55,612,832 70	7,881,718 54	2,046,878 45	6,713,617 94	72,255,047 63
1905	63,819,682 86	11,933,491 91	1,275,629 53	2,273,334 47	78,804,138 77
1906	67,240,640 95	11,913,871 11	1,637,574 37	2,485,555 29	83,277,641 72
1907 (9 months.) ..	51,542,161 09	11,329,143 82	1,324,889 30	1,581,944 36	65,778,138 57
1908	76,641,451 59	30,429,906 86	2,037,629 30	3,469,692 12	112,578,679 87
1909	84,064,232 38	42,593,166 97	1,785,887 39	4,998,237 55	133,441,524 29
1910	79,411,747 12	29,756,353 38	2,043,097 05	4,179,576 15	115,395,773 70
1911	87,774,198 32	30,852,963 38	1,284,892 04	2,949,196 72	122,861,250 46
1912	98,161,440 77	30,939,575 95	859,400 25	7,181,665 23	137,142,082 20
1913	112,059,537 41	27,206,046 13	4,935,507 35	255,786 93	144,456,877 82
1914	127,384,472 99	37,180,175 93	19,036,236 77	2,640,161 94	186,241,047 63
1915	135,523,206 54	41,447,320 03	5,191,507 48	65,936,492 28	248,098,526 33
1916	130,350,726 90	38,566,930 50	1,400,171 42	169,384,653 67	339,702,502 49
1917	148,599,343 23	26,880,031 51	959,583 88	321,764,159 66	498,203,118 28
	2,445,501,446 84	628,733,898 93	75,017,687 29	628,451,512 15	3,777,704,545 21

SESSIONAL PAPER No. 2

Consolidated Fund Receipts.	Other Receipts.	Total Receipts.	Difference between Receipts and Expenditure.	Sinking Funds.	Net Difference between Re- ceipts and Expenditure.	Year.
\$ cts.	\$ cts.	\$ cts.	\$ cts.	\$ cts.	\$ cts.	
13,687,928 49		13,687,928 49	383,760 03	355,266 66	28,493 37	1868
14,379,174 52		14,379,174 52	528,991 12	426,806 66	102,184 46	1869
15,512,225 95	27,431 71	15,539,657 36	2,476,956 58	126,533 33	2,350,423 25	1870
19,335,560 81	39,475 98	19,375,036 79	81,558 56	421,666 24	503,224 80	1871
20,714,813 68		20,714,813 68	4,951,161 06	470,606 67	4,480,554 39	1872
20,813,469 45	157,121 90	20,970,591 35	18,069,216 22	407,826 62	17,661,389 60	1873
24,205,092 54	302,560 39	24,507,652 93	8,990,422 78	513,920 00	8,476,502 78	1874
24,648,715 04	1,008 58	24,649,723 62	8,239,186 92	555,773 32	7,683,413 60	1875
22,587,587 05	4,468 22	22,592,055 27	9,366,089 18	822,953 32	8,543,135 86	1876
22,059,274 11	868,486 44	22,927,760 55	9,580,235 15	896,440 00	8,683,795 15	1877
22,375,011 88	31,245 49	22,406,257 37	8,139,514 23	1,012,753 35	7,126,760 88	1878
22,517,382 14	4,503,142 76	27,020,524 90	3,759,413 62	1,131,296 17	2,628,117 45	1879
23,307,406 59	57,140 21	23,364,546 90	10,677,209 21	1,215,807 96	9,461,401 25	1880
29,635,297 64		29,635,297 64	4,161,345 12	1,217,153 33	2,944,191 79	1881
33,383,455 52	1,799,093 69	35,182,549 21	507,923 82	1,223,205 80	1,734,129 62	1882
35,794,619 80	1,009,019 15	36,803,668 95	6,095,217 01	1,290,153 33	4,805,063 68	1883
31,861,961 73	953,264 00	32,815,225 73	25,045,635 80	1,350,500 00	23,695,135 80	1884
32,797,001 22	557,039 59	33,354,040 81	15,809,036 72	1,563,194 84	14,245,841 88	1885
33,177,040 39	302,842 41	33,479,882 80	28,357,685 72	1,606,700 77	26,751,414 95	1886
35,754,993 25	537 66	35,755,530 91	5,748,620 97	1,592,952 62	4,155,668 35	1887
35,908,463 53		35,908,463 53	9,155,660 51	1,939,077 79	7,216,582 72	1888
38,782,870 23		38,782,870 23	4,735,327 83	1,736,644 34	2,998,683 49	1889
39,879,925 41		39,879,925 41	1,890,407 32	1,887,237 20	3,170 12	1890
34,579,310 88		38,579,310 88	2,213,897 31	1,938,078 57	275,818 74	1891
36,921,871 60		36,921,871 60	5,350,264 72	2,027,860 79	3,322,403 93	1892
38,168,608 85	40,000 00	38,208,608 85	2,645,119 06	2,095,513 89	549,605 17	1893
36,374,693 07	190 14	36,374,883 21	6,633,350 68	2,131,360 81	4,501,989 87	1894
33,978,129 47		33,978,129 47	8,894,208 97	2,002,311 36	6,891,897 61	1895
36,618,590 72		36,618,590 72	7,477,793 20	2,055,287 52	5,422,505 68	1896
37,829,778 40		37,829,778 40	5,142,977 49	2,101,813 80	3,041,163 69	1897
40,555,238 03	1,272 03	40,556,510 96	4,777,771 00	2,359,968 55	2,417,892 45	1898
46,741,249 54	1,853 41	46,743,102 95	4,799,532 34	2,482,484 65	2,317,047 69	1899
51,029,994 02	1,472 69	51,031,466 71	1,986,000 13	2,465,639 84	4,779,639 71	1900
52,514,701 13	1,631 63	52,516,332 76	5,466,533 70	2,480,336 90	2,986,196 80	1901
58,050,790 03	1,543 31	58,052,333 34	3,918,466 52	2,569,380 59	3,349,085 93	1902
66,037,068 93	3,311,015 17	69,348,084 10	7,601,512 29	2,620,588 46	10,222,100 75	1903
70,669,816 82	9,434 67	70,679,251 49	1,575,796 14	2,315,066 41	739,270 27	1904
71,182,772 67	3,299 83	71,186,072 50	7,618,066 27	2,261,618 27	5,356,448 00	1905
80,139,366 07	2,033 76	80,141,399 83	3,136,247 89	2,317,436 74	818,811 15	1906
67,969,328 29	2,781 36	67,972,109 65	2,193,971 08	1,177,146 71	3,371,117 79	(9 months) 1907
96,054,505 81	910 91	96,055,416 72	16,523,263 15	2,234,263 27	14,288,999 88	1908
85,093,404 35	456,175 41	85,549,597 76	47,891,944 53	1,922,525 20	45,969,419 33	1909
101,503,710 93	112,764 65	101,616,475 58	13,779,298 12	1,441,030 96	12,338,267 16	1910
117,780,409 78	103,918 58	117,884,328 36	4,976,922 10	1,203,416 40	3,773,505 70	1911
136,108,217 36		136,108,217 36	1,033,864 84	1,156,456 16	122,591 32	1912
168,689,903 45	524 04	168,690,427 49	24,233,549 67	1,384,285 36	25,617,835 03	1913
163,174,394 56		163,174,394 56	23,066,653 07	1,371,428 61	21,695,224 46	1914
133,073,481 73		133,073,481 73	115,025,044 60	1,645,811 53	113,379,233 07	1915
172,147,838 27	1,555 30	172,149,393 57	167,553,108 92	1,773,021 11	165,780,087 81	1916
232,701,294 00		232,701,294 00	265,501,824 28	1,471,697 50	264,030,126 78	1917
2,882,807,763 43	14,666,255 07	2,897,474,018 50	880,230,526 71	76,772,870 28	576,699,190 29	

8 GEORGE V, A. 1918

TABLE I.—DEBT of Canada, from

(For details, see

Year.	Total Debt.	Total Assets.	Net Debt.	Increase of Debt.	Decrease of Debt.
	\$ cts.	\$ cts.	\$ cts.	\$ cts.	\$ cts.
1867....	93,046,051 73	17,317,410 36	75,728,641 37
1868....	96,896,666 20	21,139,521 46	75,757,134 74	28,493 37
1869....	112,361,998 39	36,502,679 19	75,859,319 20	102,184 46
1870....	115,993,706 76	37,783,964 31	78,209,742 45	2,350,423 25
1871....	115,492,682 76	37,786,165 11	77,706,517 65	503,224 80
1872....	122,400,179 36	40,213,107 32	82,187,072 04	4,480,554 39
1873....	129,743,432 19	29,894,970 55	99,848,461 64	17,661,389 60
1874....	141,163,551 33	32,838,586 91	108,324,964 42	8,476,502 78
1875....	151,663,401 62	35,655,023 60	116,008,378 02	7,683,413 60
1876....	161,204,687 86	36,633,173 78	124,551,514 08	8,543,136 06
1877....	174,675,854 97	41,440,525 94	133,235,309 03	8,683,794 95
1878....	174,957,268 96	34,595,199 05	140,362,069 91	7,126,760 88
1879....	179,483,871 21	36,493,683 85	142,990,187 36	2,628,117 45
1880....	194,634,440 68	42,182,852 07	152,451,588 61	9,461,401 25
1881....	199,861,537 51	44,465,757 11	155,395,780 40	2,944,191 79
1882....	205,365,251 97	51,703,601 19	153,661,650 78	1,734,129 62
1883....	202,159,104 30	43,692,389 84	158,466,714 46	4,805,063 68
1884....	242,482,416 21	60,320,565 95	182,161,850 26	23,695,135 80
1885....	264,703,607 43	68,295,915 29	196,407,692 14	14,245,841 88
1886....	273,164,341 11	50,005,234 02	223,159,107 09	*26,751,414 95
1887....	273,187,626 43	45,872,850 99	227,314,775 44	4,155,668 35
1888....	284,513,841 89	49,982,483 73	234,531,358 16	7,216,582 72
1889....	287,722,062 76	50,192,021 11	237,530,041 65	2,998,683 49
1890....	286,112,295 10	48,579,083 33	237,533,211 77	3,170 12
1891....	289,899,229 62	52,090,199 11	237,809,030 51	275,818 74
1892....	295,333,274 10	54,201,839 66	241,131,434 44	3,322,403 93
1893....	300,054,524 74	58,373,485 13	241,681,039 61	549,605 17
1894....	308,348,023 96	62,164,994 48	246,183,029 48	4,501,989 87
1895....	318,048,754 87	64,973,827 78	253,074,927 09	6,891,897 61
1896....	325,717,536 73	67,220,103 96	258,497,432 77	5,422,505 68
1897....	332,580,131 33	70,991,534 87	261,588,596 46	3,041,163 69
1898....	338,375,984 23	74,419,585 32	263,956,398 91	2,417,802 45
1899....	345,160,902 54	78,887,455 94	266,273,446 60	2,317,047 69
1900....	346,206,979 92	80,713,173 03	265,493,806 89	779,639 71
1901....	354,732,432 52	86,252,428 83	268,480,003 69	2,986,196 80
1902....	366,358,476 59	94,529,386 97	271,829,089 62	3,349,085 93
1903....	361,344,098 37	99,737,109 50	261,606,988 87	+10,222,100 75
1904....	364,962,512 17	104,094,793 57	260,867,718 60	+739,270 27
1905....	377,678,579 80	111,454,413 20	266,224,166 60	5,356,448 00
1906....	392,269,680 39	125,226,702 64	267,042,977 75	818,811 15
1907....	379,966,826 09	116,294,966 13	263,671,859 96	3,371,117 79
9 mos.)					
1908....	408,207,158 25	130,246,298 41	277,960,859 84	14,288,999 88
1909....	478,535,427 02	154,605,147 85	323,930,279 17	45,969,419 33
1910....	470,663,045 99	134,394,499 66	336,268,546 33	12,338,267 16
1911....	474,941,487 42	134,899,435 39	340,042,052 03	3,773,505 70
1912....	508,338,591 77	168,419,131 06	339,919,460 71	122,591 32
1913....	483,232,555 24	168,930,929 56	314,301,625 68	25,617,835 03
1914....	544,391,368 86	208,304,518 72	335,996,850 14	21,695,224 46
1915....	700,473,814 37	251,097,731 16	449,376,083 21	113,379,233 07
1916....	936,987,802 42	321,831,631 40	615,156,171 02	165,780,087 81
1917....	1,382,003,267 69	502,816,969 89	879,186,297 80	264,030,126 78
				846,547,565 72	43,089,909 29

*This amount includes \$10,199,520.33, for which land was taken from the Canadian Pacific Ry. Co.

†This amount includes \$3,305,450.24, caused by the settlement of accounts with Ontario and Quebec.

‡This amount includes \$5,397,503.13 allowed to Ontario and Quebec, under 47 V., c. 4.

SESSIONAL PAPER No. 2

July 1, 1867 to March 31, 1917.

Tables III, IV, V and VI.)

Interest paid on Debt.	Interest received from investments.	Rate of interest paid on Gross Debt.	Rate of interest received from investment.	Net rate of interests paid.	Allowances to Provinces, Capital Expenditure including Canadian Pacific Railway, also N.W. Territories Rebellion.	Increase or Decrease of Debt compared with Capital Expenditure, etc.	Year.
\$ cts.	\$ cts.				\$ cts	\$ cts.	
							1867
4,501,568 33	126,419 84	4.64	.59	4.51	574,208 32	545,714 95	+1886
4,907,013 71	313,021 20	4.36	.85	4.08	514,023 11	411,838 65	+1869
5,047,054 24	383,955 91	4.35	.96	4.02	3,671,104 36	1,320,681 11	+1870
5,165,304 24	554,383 72	4.47	1.46	3.99	3,670,396 51	4,173,621 31	+1871
5,257,230 64	488,041 54	4.29	1.21	3.89	7,898,549 79	3,417,995 40	+1872
5,209,205 97	396,403 94	4.01	1.32	3.70	19,864,319 00	2,202,929 40	+1873
5,724,436 31	610,863 00	4.05	1.85	3.61	10,181,758 66	1,705,256 18	+1874
6,590,790 19	840,886 65	4.34	2.35	3.78	6,923,185 33	760,228 27	-1875
6,400,902 07	798,905 95	3.97	2.17	3.47	7,154,118 69	389,017 37	-1876
6,796,227 25	717,684 31	3.89	1.73	3.47	7,599,731 85	1,084,063 10	-1877
7,048,883 55	605,774 22	4.02	1.75	3.68	6,657,200 36	1,469,560 52	-1878
7,194,735 14	592,500 04	4.00	1.62	3.67	5,648,331 66	3,020,214 21	+1879
7,773,868 75	834,792 67	3.99	1.97	3.56	8,241,173 98	1,220,227 27	-1880
7,591,144 88	751,513 49	3.79	1.69	3.41	8,176,316 50	5,232,124 71	+1881
7,740,804 47	914,009 27	3.76	1.76	3.32	7,351,052 61	9,085,182 23	+1882
7,668,551 89	1,001,192 96	3.79	2.29	3.29	14,171,413 96	9,366,350 28	+1883
7,700,180 61	986,698 37	3.17	1.63	2.76	23,977,702 44	282,566 64	+1884
9,419,482 19	1,997,035 51	3.55	2.92	2.80	13,220,185 35	1,025,656 03	-1885
10,137,008 66	2,299,078 91	3.71	4.59	2.86	9,589,734 19	17,161,680 76	-1886
9,682,928 87	990,886 69	3.54	2.16	3.18	4,439,938 72	284,270 37	+1887
9,823,313 00	932,025 69	3.45	1.86	3.12	4,437,460 16	2,779,122 56	-1888
10,148,931 97	1,305,332 35	3.52	2.60	3.07	4,420,313 66	1,421,630 17	+1889
9,656,841 16	1,082,271 65	3.37	2.23	2.99	*6,778,663 08	6,775,492 96	+1890
9,584,136 74	1,077,228 14	3.35	2.07	2.93	3,115,860 04	2,840,041 30	+1891
9,763,978 34	1,086,419 93	3.30	2.00	2.93	2,164,456 78	1,157,947 15	-1892
9,806,888 45	1,150,166 51	3.26	1.97	2.88	3,088,317 60	2,538,702 43	+1893
10,212,596 13	1,217,808 97	3.31	1.96	2.91	3,862,969 67	639,020 20	-1894
10,466,294 44	1,336,046 94	3.29	2.05	2.87	3,030,490 40	3,861,407 21	-1895
10,502,429 90	1,370,600 56	3.23	2.04	2.80	3,781,311 21	1,641,194 47	-1896
10,645,663 27	1,443,603 84	3.20	2.03	2.76	3,523,160 23	481,996 54	+1897
10,516,757 90	1,513,654 58	3.10	2.03	2.66	4,142,231 36	1,724,428 91	+1898
10,855,111 84	1,590,447 91	3.14	2.01	2.68	6,201,515 96	3,884,468 27	+1899
10,699,645 20	1,683,050 51	3.09	2.08	2.60	7,467,370 55	8,247,010 26	-1900
10,807,954 65	1,784,833 79	3.12	2.07	2.60	7,693,856 71	4,707,659 91	+1901
10,975,935 15	1,892,224 09	3.09	2.00	2.57	10,077,094 75	6,728,008 82	+1902
11,068,139 17	2,020,953 04	3.02	2.02	2.47	7,049,684 15	17,271,784 80	+1903
11,128,636 72	2,236,255 93	3.08	2.15	2.46	7,879,102 02	8,618,372 29	+1904
10,630,115 05	2,105,031 41	2.81	1.89	2.26	11,931,014 00	6,574,566 00	+1905
10,814,697 40	2,140,312 06	2.75	1.70	2.21	11,912,104 43	11,093,293 28	+1906
6,712,771 14	1,235,746 06	1.77	1.06	1.44	11,327,791 66	14,698,909 45	{ mos.) -1907
10,973,596 88	1,925,569 07	2.68	1.47	2.21	30,428,995 95	16,139,996 07	+1908
11,604,584 23	2,256,613 13	2.42	1.45	1.95	42,592,122 25	3,377,297 08	-1909
13,098,160 61	2,807,464 94	2.78	2.08	2.18	29,655,703 37	17,317,436 21	+1910
12,535,850 81	1,668,773 16	2.64	1.24	2.29	30,813,666 65	27,040,160 95	+1911
12,259,396 56	1,281,317 41	2.41	0.76	2.16	30,939,575 95	31,062,167 27	-1912
12,605,882 48	1,430,511 28	2.61	0.84	2.31	27,205,661 13	52,823,496 16	-1913
12,893,504 95	1,964,541 33	2.37	0.94	2.01	37,180,175 93	15,484,951 47	+1914
15,736,742 94	2,980,246 87	2.24	1.18	1.82	41,447,320 03	71,931,913 04	+1915
21,421,584 86	3,358,210 13	2.28	1.04	1.93	38,566,950 50	127,213,137 31	+1916
35,802,566 68	3,094,012 33	2.59	0.62	2.37	26,880,031 51	237,150,095 27	+1917

* Including \$275,504.10 expended in previous years in the improvement of the St. Lawrence, and transferred this year to Capital.

8 GEORGE V, A. 1918

TABLE II—RECEIPTS AND EXPENDITURES of Canada

(For details, see

Year.	RECEIPTS.										Charges on Debt.	Subsidies to Provinces.
	Taxes.		Various Sources.		Total.							
	\$	cts.	\$	cts.	\$	cts.	\$	cts.	\$	cts.		
1867-68...	11,700,681	08	1,987,247	41	13,687,928	49	4,860,757	62	2,753,966	46		
1868-69...	11,112,573	01	3,266,601	51	14,379,174	52	5,372,670	32	2,604,050	13		
1869-70...	13,087,882	67	2,424,342	98	15,512,225	65	5,387,053	70	2,588,604	96		
1870-71...	16,320,368	70	3,015,192	11	19,335,560	81	5,591,959	08	2,624,940	23		
1871-72...	17,715,552	04	2,999,261	64	20,714,813	68	5,603,642	69	2,930,113	10		
1872-73...	17,616,554	78	3,196,914	67	20,813,469	45	5,387,850	47	2,921,399	87		
1873-74...	20,129,185	17	4,075,907	37	24,205,092	54	5,989,120	82	3,752,775	48		
1874-75...	20,664,878	96	3,983,836	08	24,648,715	04	6,817,991	02	3,750,961	88		
1875-76...	18,614,415	02	3,973,172	03	22,587,587	05	6,609,050	62	3,690,355	15		
1876-77...	17,697,924	82	4,391,249	29	22,059,274	11	7,005,102	78	3,655,850	58		
1877-78...	17,841,938	19	4,533,073	69	22,375,011	88	7,240,969	89	3,472,807	87		
1878-79...	18,476,613	35	4,040,768	79	22,517,382	14	7,472,657	57	3,442,764	34		
1879-80...	18,479,576	44	4,827,830	25	23,307,406	69	8,062,954	24	3,430,846	31		
1880-81...	23,942,138	95	5,693,158	59	29,635,297	54	7,819,588	99	3,555,517	73		
1881-82...	27,549,046	45	5,834,409	07	33,383,455	52	7,935,848	05	3,630,999	48		
1882-83...	29,269,698	81	6,524,950	99	35,794,649	80	7,902,722	45	3,606,672	61		
1883-84...	25,483,199	19	6,387,762	54	31,861,961	73	7,936,085	85	3,903,714	38		
1884-85...	25,384,529	32	7,412,471	90	32,797,001	22	8,906,977	70	3,159,326	91		
1885-86...	25,226,456	21	7,950,584	18	33,177,040	25	10,483,929	52	4,182,525	91		
1886-87...	28,687,001	93	7,067,991	32	35,754,993	39	9,970,671	25	4,169,341	04		
1887-88...	28,177,413	18	7,731,050	35	35,908,463	53	10,166,901	12	4,088,513	53		
1888-89...	30,613,522	51	8,169,347	72	38,782,870	23	10,422,521	99	4,951,427	62		
1889-90...	31,587,071	73	8,292,853	68	39,879,925	41	9,887,250	11	3,904,922	12		
1890-91...	30,314,151	15	8,265,159	73	38,579,310	88	9,846,205	15	3,903,756	61		
1891-92...	28,446,157	31	8,475,714	29	36,921,871	60	9,947,916	40	3,935,913	56		
1892-93...	29,321,367	42	8,847,241	43	38,168,608	85	10,020,682	08	3,435,764	80		
1893-94...	27,579,203	09	8,795,489	98	36,374,693	07	10,393,571	92	4,206,654	77		
1894-95...	25,446,198	71	8,531,930	76	33,978,129	47	10,745,244	66	4,250,674	46		
1895-96...	27,759,285	42	8,859,305	30	36,618,590	72	10,751,905	75	4,235,664	24		
1896-97...	28,648,626	11	9,181,152	29	37,829,778	40	10,960,977	42	4,238,059	08		
1897-98...	29,576,455	64	10,978,782	39	40,555,238	03	10,716,645	38	4,237,372	19		
1898-99...	34,958,069	21	11,783,180	33	46,741,249	54	11,028,368	86	4,250,636	47		
1899-1900...	38,242,222	99	12,787,771	03	51,029,994	02	10,873,673	49	4,250,607	60		
1900-01...	38,743,550	28	13,771,150	85	52,514,701	13	10,970,782	83	4,250,607	48		
1901-02...	43,389,111	87	14,661,678	16	58,050,790	03	11,186,799	12	4,402,097	64		
1902-03...	49,015,505	90	17,021,563	03	66,037,068	93	11,297,812	27	4,402,502	88		
1903-04...	53,661,318	84	17,008,497	98	70,669,816	82	11,410,880	83	4,402,291	68		
1904-05...	54,020,123	49	17,162,649	27	71,182,772	67	10,906,186	81	4,516,038	48		
1905-06...	60,074,818	19	27,064,541	88	80,139,360	07	11,146,231	52	6,726,372	88		
1906-07 (9 mos.)	51,565,585	74	6,403,742	55	67,969,328	29	6,944,460	92	6,745,133	68		
1907-08...	73,325,962	93	22,728,542	88	96,054,505	81	11,324,287	10	9,032,774	89		
1908-09...	62,353,093	12	22,740,311	23	85,093,404	35	11,931,537	39	9,117,143	28		
1909-10...	75,409,486	63	26,094,224	30	101,503,710	93	13,456,454	27	9,361,388	20		
1910-11...	89,835,231	82	27,945,177	96	117,780,409	78	12,910,697	95	9,092,471	00		
1911-12...	105,847,804	40	30,260,412	96	136,108,217	36	12,706,853	22	10,281,044	98		
1912-13...	135,092,758	01	33,687,545	44	168,689,903	45	13,089,495	13	13,211,800	37		
1913-14...	127,478,067	29	35,696,327	27	163,174,394	56	13,353,518	91	11,280,468	67		
1914-15...	97,715,440	68	35,358,041	05	133,073,481	73	16,188,066	97	11,451,673	28		
1915-16...	121,046,187	31	51,101,650	96	172,147,838	27	21,857,112	14	11,451,673	28		
1916-17...	158,543,114	70	74,167,179	30	232,701,294	00	36,298,953	22	11,469,148	48		

SESSIONAL PAPER No. 2

on Account of Consolidated Fund.

Table VII and VIII.)

EXPENDITURES.				Surplus.		Deficit.		Year.
Sinking Funds.	Collection of Revenue.	Other Expenditures.	Total Expenditure.					
\$ cts.	\$ cts.	\$ cts.	\$ cts.	\$ cts.	\$ cts.	\$ cts.	\$ cts.	
355,266 66	1,885,804 20	3,630,298 02	13,486,092 96	201,835 53			1867-68
426,806 66	2,175,071 47	3,459,485 42	14,038,084 00	341,090 52			1868-69
126,533 33	2,351,724 89	3,891,592 70	14,345,509 58	1,166,716 07			1869-70
421,666 24	2,374,114 36	4,610,401 81	15,623,081 72	3,712,479 09			1870-71
470,606 67	2,711,587 33	5,873,519 03	17,589,468 82	3,125,344 86			1871-72
407,826 62	3,395,475 60	7,062,095 36	19,174,647 92	1,638,821 53			1872-73
513,920 00	4,736,442 28	8,324,076 17	23,316,316 75	888,775 79			1873-74
555,773 32	4,719,654 78	7,868,690 04	23,713,071 04	935,644 00			1874-75
822,953 32	4,796,238 91	8,569,774 11	24,488,372 11	1,900,785 06			1875-76
828,373 59	5,194,896 64	6,835,078 18	23,519,301 77	1,460,027 66			1876-77
945,746 02	5,301,124 20	6,542,510 27	23,503,158 25	1,128,146 37			1877-78
1,037,219 76	5,561,162 19	6,941,577 70	24,455,381 56	1,937,999 42			1878-79
1,165,867 22	5,227,113 89	6,963,852 79	24,850,634 45	1,543,227 76			1879-80
1,250,731 20	5,683,153 15	7,293,563 35	25,502,554 42	4,132,743 12			1880-81
1,290,724 90	6,016,069 58	8,293,461 57	27,067,103 58	6,316,351 94			1881-82
1,344,136 83	6,622,755 12	9,253,870 44	28,730,157 45	7,064,492 35			1882-83
1,403,863 61	6,875,727 78	11,294,314 63	31,107,706 25	754,255 48			1883-84
1,482,051 48	7,193,876 66	*12,594,827 37	35,037,060 12	2,240,058 90			1884-85
1,606,270 77	7,808,751 36	+14,930,134 70	39,011,612 26	5,834,571 87			1885-86
1,592,952 62	8,376,026 87	11,548,688 38	35,657,680 16	97,313 09			1886-87
1,939,077 79	8,789,764 34	11,634,234 01	36,718,494 79	810,031 26			1887-88
1,736,644 34	8,873,338 81	11,833,902 00	36,917,834 76	1,865,035 47			1888-89
1,887,237 20	9,182,941 10	11,131,630 94	35,994,031 47	3,885,893 94			1889-90
1,938,078 57	9,453,312 02	11,202,206 61	36,343,567 96	2,235,742 92			1890-91
2,027,860 79	9,426,067 20	11,423,136 23	36,795,894 18	155,977 42			1891-92
2,095,513 89	8,993,924 73	11,768,167 40	36,814,052 90	1,354,555 95			1892-93
2,131,360 81	9,132,616 13	11,720,821 89	37,585,025 52	1,210,332 45			1893-94
2,002,311 36	9,129,416 48	12,004,358 09	38,132,005 05	4,153,875 58			1894-95
2,035,287 52	9,291,169 23	10,616,015 29	36,949,142 03	330,551 31			1895-96
2,101,813 80	9,336,916 29	11,711,993 25	38,349,759 84	519,981 44			1896-97
2,359,968 55	9,469,664 37	12,048,875 21	38,832,525 70	1,722,712 38			1897-98
2,482,484 65	9,837,453 31	14,304,557 25	41,903,500 54	4,837,749 00			1898-99
2,465,639 84	11,044,526 18	14,340,832 40	42,975,279 51	8,054,714 51			1899-1900
2,480,336 90	12,503,249 41	18,661,391 22	46,866,567 84	5,648,333 29			1900-01
2,569,380 59	13,007,864 47	19,593,249 55	50,759,391 97	7,291,398 06			1901-02
2,620,588 46	14,041,041 15	19,329,958 00	51,691,902 76	14,345,166 17			1902-03
2,315,066 41	15,593,521 02	21,891,072 76	55,612,832 70	15,056,984 12			1903-04
2,261,618 27	17,593,437 26	28,042,402 04	63,319,682 86	7,863,089 81			1904-05
2,317,436 74	17,145,129 11	29,905,470 70	67,240,640 93	12,898,719 12			1905-06
1,177,146 71	13,797,180 87	22,878,238 91	51,542,161 09	16,427,167 20			(9 mcs. 1906-07
2,234,263 27	20,727,329 28	33,322,797 05	76,641,451 59	19,413,054 22			1907-08
1,922,525 20	21,632,704 16	39,460,322 35	84,064,232 38	1,029,171 97			1908-09
1,441,030 96	21,811,194 90	33,341,678 79	79,411,747 12	22,091,963 81			1909-10
1,203,416 40	24,951,636 34	39,615,975 83	87,774,198 32	30,066,211 46			1910-11
1,156,456 16	28,256,779 70	45,760,306 71	98,161,440 77	37,946,776 59			1911-12
1,384,285 36	33,006,200 50	51,367,756 05	112,059,537 41	56,630,366 04			1912-13
1,371,428 61	39,084,656 79	62,294,400 01	127,384,472 99	35,789,921 57			1913-14
1,645,811 53	42,232,952 94	64,004,701 82	135,523,206 54	2,449,724 81			1914-15
1,773,021 11	47,902,301 26	47,866,619 11	130,350,726 90	41,797,111 37			1915-16
1,471,697 50	53,800,212 09	45,559,331 94	148,599,343 23	84,101,950 77			1916-17
				462,825,630 48	25,519,313 89		

* Including \$1,697,851 33 on account of Northwest Rebellion.

† " " \$3,177,220 50 " " " "

8 GEORGE V, A. 1918

TABLE III—SUMMARY OF THE LIABILITIES of the

(For details, see

Year.	Funded Debt payable in London.	Funded Debt payable in Canada. — Debenture Stock C. P. Ry. Guaranteed, etc.	Dominion Notes.	Provincial Notes.	Savings Banks.	Compensation to Seigneurs.
	\$ cts.	\$ cts.	\$ cts.	\$ cts.	\$ cts.	\$ cts.
1867.	67,069,115 92	3,999,175 03	3,113,700 00	605,859 12	1,422,046 87	3,869,810 02
1868.	66,795,609 27	6,016,073 69	3,795,000 00	552,325 79	1,686,126 31	3,869,810 02
1869.	75,847,175 94	6,950,496 12	4,830,000 00	467,743 12	2,452,118 72	3,869,810 20
1870.	75,847,175 94	7,768,236 23	7,479,353 33	334,301 05	3,367,072 44	3,860,645 58
1871.	75,811,162 61	7,828,451 36	7,367,340 74	115,091 80	4,515,445 78	3,811,065 12
1872.	76,486,655 93	7,974,572 89	10,510,541 21	61,685 04	5,187,586 42	3,725,553 71
1873.	76,137,715 94	8,199,396 16	11,284,131 69	51,028 04	6,119,690 65	3,500,593 57
1874.	85,798,049 15	8,914,513 96	12,175,578 62	47,013 05	7,210,260 83	3,476,822 29
1875.	93,961,022 52	8,398,909 21	10,778,873 00	44,663 38	7,171,181 20	825,477 88
1876.	112,133,529 18	8,123,051 45	11,533,891 48	43,228 79	7,044,118 09	466,387 88
1877.	122,477,629 18	8,308,523 45	10,680,492 88	42,527 03	7,470,630 83	407,061 20
1878.	121,244,415 85	8,933,230 66	10,460,734 81	41,845 76	8,497,013 35	400,427 41
1879.	128,307,409 18	9,998,778 39	10,789,710 04	41,397 04	9,207,683 20	391,330 96
1880.	137,024,582 53	11,595,160 16	13,563,159 46	41,039 84	11,052,956 18	385,840 31
1881.	135,601,082 53	11,580,141 84	14,538,965 05	40,81 17	15,836,672 00	394,595 90
1882.	132,122,875 86	10,901,004 55	15,807,910 91	40,595 08	21,768,661 69	244,936 10
1883.	130,187,402 54	5,924,403 45	15,997,854 73	40,358 61	26,219,107 55	200,085 45
1884.	153,157,095 87	21,988,565 93	15,360,281 32	40,237 01	29,217,536 84	198,162 11
1885.	154,105,122 54	19,930,644 25	15,633,255 58	40,164 06	32,979,076 39	195,378 79
1886.	172,247,082 55	20,382,614 03	16,297,453 36	40,084 29	37,173,813 88	188,764 80
1887.	171,675,735 89	18,749,402 05	15,039,836 06	39,880 87	40,832,275 37	188,764 80
1888.	176,601,775 89	17,572,668 28	16,249,318 53	39,792 31	41,371,058 23	179,153 81
1889.	188,239,435 90	15,511,362 16	15,426,280 83	39,767 98	42,956,357 68	181,776 48
1890.	187,616,502 55	13,674,428 47	15,357,892 71	39,743 64	41,012,465 04	179,416 33
1891.	188,040,133 54	11,833,539 47	16,176,317 23	39,624 89	39,400,026 16	166,959 98
1892.	198,804,342 12	10,362,566 33	17,282,698 66	39,584 99	39,529,547 63	166,559 98
1893.	201,615,480 55	8,218,152 40	18,448,493 80	39,570 39	41,849,656 10	166,309 98
1894.	207,275,504 62	7,181,711 11	20,061,719 45	39,534 38	43,036,012 32	164,732 32
1895.	218,225,503 55	7,095,624 51	19,520,233 12	39,519 79	44,450,498 85	131,386 90
1896.	218,225,503 55	9,708,835 23	20,372,215 12	39,475 01	46,799,318 58	124,327 80
1897.	218,225,503 55	9,188,638 38	22,318,096 26	39,438 04	48,934,975 72	117,287 66
1898.	227,958,836 88	8,992,958 70	22,178,193 76	39,429 29	50,111,118 98	78,873 00
1899.	227,958,836 88	8,812,866 99	24,236,466 52	39,429 29	50,241,715 45	78,798 00
1900.	227,958,836 88	8,676,764 68	26,094,923 52	39,424 43	53,149,722 40	78,798 00
1901.	227,958,836 88	8,554,364 68	27,671,452 05	39,419 57	56,048,957 06	78,029 34
1902.	227,958,836 88	9,007,614 27	32,780,387 05	39,406 92	58,437,988 70	76,262 43
1903.	227,958,836 88	8,886,980 93	39,006,198 58	39,406 92	60,771,129 25	76,262 43
1904.	209,479,618 80	7,478,080 93	41,574,783 33	39,406 92	62,158,449 90	76,262 43
1905.	209,520,233 38	7,450,948 93	47,334,221 72	39,406 92	62,017,456 65	76,262 43
1906.	204,738,350 72	7,838,715 60	49,941,427 22	39,361 18	61,910,622 08	76,108 72
1907(9 m's) ..	207,627,690 72	7,301,115 60	54,794,596 83	39,361 18	62,541,811 87	72,599 06
1908.	221,809,567 45	7,176,415 69	60,455,991 36	39,361 18	62,581,155 30	72,599 06
1909.	277,810,962 64	4,769,615 60	79,351,080 50	39,286 23	59,938,920 33	64,029 90
1910.	275,451,059 20	4,819,115 60	87,134,068 50	39,272 61	58,264,229 90	38,322 40
1911.	271,050,677 98	4,795,065 60	89,994,270 25	39,238 55	58,094,321 03	34,322 40
1912.	232,024,279 47	4,730,877 60	113,329,633 40	39,224 92	58,219,328 06	38,091 83
1913.	233,679,819 47	2,190,767 60	112,101,885 65	39,220 05	57,140,483 39	38,091 83
1914.	302,812,435 03	719,092 93	117,795,638 53	39,220 05	55,567,603 42	34,237 96
1915.	338,369,979 07	691,502 93	157,056,118 91	39,220 05	54,001,718 26	34,237 96
1916.	342,703,312 40	100,298,602 93	177,943,131 54	39,220 05	53,528,426 34	34,237 96
1917.	362,703,312 40	340,312,351 94	183,248,986 79	39,220 05	56,216,088 61	34,237 96

SESSIONAL PAPER No. 2

Dominion of Canada from July 1, 1867, to March 31, 1917.

Table V.)

Funded Debt payable in New York.	Temporary Loans.	Trust Funds.	Province Accounts.	Miscellaneous Accounts.	Total.	Year.
\$ cts.	\$ cts.	\$ cts.	\$ cts.	\$ cts.	\$ cts.	
		6,408,779 93	2,573,292 92	3,984,271 92	93,046,051 73	1867
		6,454,799 24	3,499,678 45	4,227,243 43	96,896,666 20	1868
	6,575,410 05	6,477,618 45	4,664,510 82	227,115 15	112,361,998 39	1869
	2,224,353 70	6,535,102 56	6,224,159 32	2,353,306 61	115,993,706 76	1870
		6,595,677 85	7,951,628 12	1,496,819 37	115,492,682 76	1871
		6,655,248 83	10,319,741 47	1,478,593 86	122,400,179 36	1872
		6,686,346 61	14,477,825 70	4,321,370 17	130,778,098 53	1873
		6,752,846 71	16,119,309 36	669,157 36	141,163,551 33	1874
		6,822,523 78	14,984,382 27	2,676,366 38	151,663,401 62	1875
		6,881,938 05	14,384,864 21	593,678 73	161,204,687 86	1876
		6,899,347 34	13,910,660 10	4,478,962 96	174,675,834 97	1877
		9,860,331 40	13,313,435 34	5,205,834 38	174,957,268 96	1878
		6,834,477 14	12,605,298 47	5,798,669 43	183,974,753 85	1879
		6,893,453 12	12,569,014 44	5,998,117 28	199,125,323 32	1880
		6,941,146 22	12,424,853 45	2,503,270 35	199,861,537 51	1881
		6,999,035 43	12,596,072 17	4,884,160 18	205,365,251 97	1882
		7,003,187 70	12,573,490 79	4,013,213 48	202,159,104 30	1883
		7,055,899 45	14,285,698 73	1,178,938 95	242,482,416 21	1884
	18,985,907 97	7,041,841 15	14,219,479 69	1,572,737 01	264,703,607 43	1885
	1,262,444 46	7,060,526 23	17,310,531 30	1,201,026 21	273,164,341 11	1886
	1,241,000 00	7,080,835 85	17,282,987 33	1,036,908 21	273,187,626 43	1887
	5,651,459 33	7,098,643 59	17,194,048 29	2,555,923 63	284,513,841 89	1888
		7,200,385 51	16,927,883 96	1,238,812 26	287,722,062 76	1889
	1,946,666 66	8,184,794 08	16,907,532 78	1,192,852 84	286,112,295 10	1890
	7,786,666 65	8,217,992 88	16,907,414 03	1,330,554 79	289,899,229 62	1891
		9,113,817 36	16,407,374 13	3,626,782 90	295,333,274 10	1892
	1,460,000 00	10,111,141 16	16,407,359 53	1,738,360 83	300,054,524 74	1893
	2,433,333 33	10,205,365 74	16,407,323 52	1,542,787 17	308,348,023 96	1894
		10,263,694 31	16,407,031 65	1,915,262 19	318,048,754 87	1895
	1,946,666 66	10,314,883 06	16,406,986 87	1,779,324 85	325,717,536 73	1896
	4,866,666 66	10,409,788 00	16,406,720 75	2,023,016 31	332,530,131 33	1897
		10,446,967 27	16,406,434 91	2,163,171 44	338,375,984 23	1898
	3,893,333 33	10,690,277 50	16,672,686 83	2,536,491 75	345,160,902 54	1899
		10,910,056 03	16,672,686 83	2,625,767 15	346,206,979 92	1900
		11,305,611 23	16,672,677 11	6,403,084 60	354,732,432 52	1901
		11,593,174 73	16,672,336 16	9,792,469 45	366,358,476 59	1902
		12,181,524 11	6,523,164 94	5,900,594 33	361,344,098 37	1903
	4,866,666 66	16,105,439 12	11,920,668 07	11,263,136 01	364,962,512 17	1904
	2,920,000 00	18,385,823 53	11,920,668 07	18,013,558 27	377,678,579 80	1905
	2,920,000 00	26,857,181 06	11,920,684 07	26,027,229 74	392,269,680 39	1906
	1,216,666 67	13,744,817 57	11,920,668 07	20,707,498 49	379,966,826 09	m. '07
	9,299,999 99	14,107,438 84	11,920,668 07	20,743,961 40	408,207,158 25	1908
	13,606,333 32	13,124,674 50	11,920,582 42	17,909,941 58	478,535,427 02	1909
	17,033,333 33	13,422,462 56	11,920,582 42	20,540,599 47	470,663,045 99	1910
		13,939,186 52	11,920,582 42	25,069,812 67	474,941,487 42	1911
		14,727,471 83	11,920,486 07	23,309,198 59	508,338,591 77	1912
		15,167,803 75	11,920,481 20	25,954,002 30	483,232,555 24	1913
	8,273,333 32	15,831,902 57	11,920,481 20	31,367,463 80	544,391,368 86	1914
	81,073,684 21	15,995,150 06	11,920,481 20	41,291,721 72	700,473,814 37	1915
	182,992,379 82	15,802,218 25	11,920,481 20	31,725,791 93	936,987,802 42	1916
75,873,000 00	300,332,797 42	16,265,440 68	11,920,481 20	35,037,350 64	1,382,003,267 69	1917

8 GEORGE V, A. 1918

TABLE VI.—SUMMARY OF ASSETS of the Dominion of Canada, from July 1, 1867, to March 31, 1917.

(For details, see Table VI.)

Year.	Sinking Fund.	Other Investments.	Province Accounts.	Miscellaneous Accounts.	Total.
	\$ cts.	\$ cts.	\$ cts.	\$ cts.	\$ cts.
1867.....	1,207,222 26	4,578,560 04	10,045,533 63	1,486,094 43	17,317,410 36
1867-68.....	1,562,488 92	4,573,957 00	11,723,359 51	3,279,726 03	21,139,531 46
1868-69.....	1,989,295 58	13,348,757 25	14,776,812 35	6,387,814 01	36,502,679 19
1869-70.....	2,115,828 91	11,125,437 25	17,193,583 67	7,349,114 48	37,783,964 31
1870-71.....	2,537,495 15	9,369,951 94	19,126,530 78	6,752,187 24	37,786,165 11
1871-72.....	3,450,481 82	7,468,891 90	20,901,517 14	8,392,216 46	40,213,107 32
1872-73.....	3,598,422 46	5,717,694 42	11,537,690 00	10,041,163 67	30,894,970 55
1873-74.....	4,112,348 46	6,313,565 10	11,524,637 57	10,888,035 78	32,838,586 91
1874-75.....	4,668,121 78	7,119,180 61	11,521,697 70	12,346,023 51	35,655,023 60
1875-76.....	5,491,075 10	9,157,463 90	11,974,808 36	10,029,826 62	36,653,173 98
1876-77.....	6,387,515 10	7,786,874 41	12,367,515 84	14,898,620 59	41,440,525 94
1877-78.....	7,400,268 45	4,551,637 84	12,274,893 35	10,368,399 41	34,595,199 05
1878-79.....	8,531,564 62	4,152,654 81	13,030,018 76	10,779,445 66	36,493,683 85
1879-80.....	9,747,372 58	5,932,433 66	13,535,092 05	12,967,953 78	42,182,852 07
1880-81.....	10,964,525 91	6,798,964 16	13,314,114 95	13,388,152 09	44,465,757 11
1881-82.....	12,190,731 71	11,443,103 98	13,013,285 71	15,056,479 79	51,703,601 19
1882-83.....	12,941,658 37	7,850,894 54	13,146,291 01	9,753,545 92	43,692,389 84
1883-84.....	14,292,158 37	28,337,490 82	7,499,069 39	10,191,847 37	60,320,565 95
1884-85.....	15,855,353 21	34,497,966 54	7,502,723 71	10,439,871 83	68,295,915 29
1885-86.....	17,461,623 98	8,249,817 13	7,508,754 51	16,785,038 40	50,005,234 02
1886-87.....	19,054,576 60	8,874,105 59	7,518,401 82	10,425,766 98	45,872,850 99
1887-88.....	20,993,654 39	10,549,695 87	7,545,149 99	10,893,983 48	49,982,483 73
1888-89.....	22,730,298 73	9,749,154 91	7,973,536 47	9,739,011 00	50,192,021 11
1889-90.....	24,617,535 93	6,179,281 07	9,412,337 15	8,369,929 18	48,579,083 33
1890-91.....	26,555,614 50	6,199,581 07	9,910,524 45	9,424,479 09	52,090,199 11
1891-92.....	28,583,475 29	5,179,535 53	10,412,417 39	10,026,411 45	54,201,839 66
1892-93.....	30,678,989 18	5,263,137 95	10,921,105 92	11,510,252 08	58,373,485 13
1893-94.....	32,356,776 65	5,263,137 95	10,917,856 12	13,627,223 76	62,164,994 48
1894-95.....	34,359,088 01	5,487,461 94	10,923,487 40	14,203,790 43	64,973,827 78
1895-96.....	36,414,375 53	6,077,627 95	10,586,398 83	14,141,701 65	67,220,103 96
1896-97.....	38,516,189 33	6,261,527 95	10,606,052 44	15,607,765 15	70,991,534 87
1897-98.....	40,876,157 88	6,371,527 95	10,603,210 98	16,568,688 51	74,419,585 32
1898-99.....	43,358,642 53	6,371,527 95	10,671,783 46	18,485,502 00	78,887,455 94
1899-1900.....	45,824,282 37	6,769,527 95	10,718,483 76	17,400,878 95	80,713,173 03
1900-01.....	48,304,619 27	7,062,835 95	10,718,474 04	20,166,499 57	86,252,428 83
1901-02.....	50,873,999 86	7,508,077 15	10,718,461 39	25,428,848 57	94,529,386 97
1902-03.....	53,494,588 32	8,428,962 47	4,144,218 42	33,669,340 29	99,737,109 50
1903-04.....	44,770,875 65	13,801,928 33	4,119,591 67	41,402,397 92	104,094,793 57
1904-05.....	47,032,493 92	12,691,310 07	4,048,795 90	47,681,813 31	111,454,413 20
1905-06.....	48,016,409 53	12,576,240 49	4,033,705 49	60,600,347 13	125,226,702 64
1906-7 (9 mos.).....	45,911,552 38	13,223,804 07	4,033,705 49	53,055,904 19	116,294,066 13
1908.....	42,250,209 01	22,949,146 14	4,033,705 49	61,013,237 77	130,246,298 41
1909.....	38,515,546 54	22,144,988 81	2,296,429 12	91,648,183 38	154,605,147 85
1910.....	14,782,613 19	26,216,851 20	2,296,429 12	91,068,606 15	134,394,499 66
1911.....	11,196,825 90	27,501,851 20	2,296,429 12	93,904,329 17	134,899,435 39
1912.....	12,353,282 06	30,551,851 20	2,296,332 77	123,217,665 03	168,419,131 06
1913.....	13,737,567 42	43,885,324 52	2,296,327 90	109,011,709 72	168,930,929 56
1914.....	9,144,994 98	70,819,657 79	2,296,327 90	126,133,538 05	208,394,518 72
1915.....	10,790,806 51	111,719,684 43	2,296,327 90	126,290,912 32	251,097,731 16
1916.....	12,563,827 62	109,937,419 43	2,296,327 90	197,034,056 45	321,831,631 40
1917.....	14,032,687 75	148,566,595 73	2,296,327 90	337,921,358 51	502,816,969 89

SESSIONAL PAPER No. 2

TABLE V.—LIABILITIES of Canada July 1, 1867, to March 31, 1917.

Year.	DEBENTURES AND STOCKS PAYABLE IN LONDON.				
	British Columbia Bonds 6 per cent.	Canadian Bonds, 8 per cent.	Canadian Bonds, 6 per cent.	Consolidated Canadian Loan Bonds, 5 per cent.	Consolidated Canadian Loan Stocks; 5 per cent.
	\$ cts.	\$ cts.	\$ cts.	\$ cts.	\$ cts.
1867.....		267,666 70	24,947,506 71	27,784,461 92	3,770,153 93
1868.....		267,666 70	24,945,073 38	27,082,201 92	4,472,413 93
1869.....		267,666 70	24,942,640 05	26,899,127 06	4,657,488 79
1870.....		267,666 70	24,942,640 05	26,375,473 74	5,181,142 11
1871.....		267,666 70	24,942,640 05	25,882,267 49	5,674,348 36
1872.....	1,168,000 00	96,846 70	24,782,040 04	25,111,357 39	6,445,258 46
1873.....	924,666 67	21,900 05	24,778,146 69	24,197,770 91	7,332,078 28
1874.....	924,666 67	21,900 05	24,751,866 71	23,418,308 53	7,956,780 64
1875.....	924,666 67	21,900 05	23,020,793 39	22,789,048 54	8,586,040 62
1876.....	924,666 67	20,926 72	23,020,793 39	22,353,481 88	9,021,607 21
1877.....	924,666 67	20,440 06	21,199,200 06	22,179,741 88	9,194,860 62
1878.....	924,666 67	20,440 06	19,965,986 73	22,050,288 55	9,324,313 95
1879.....	924,666 67	20,440 06	12,428,980 06	21,768,802 99	9,605,799 51
1880.....	924,666 67	118,260 00	6,448,333 33	21,476,316 37	9,898,286 17
1881.....	924,666 67	118,260 00	5,024,833 33	21,040,206 47	10,334,396 07
1882.....	924,666 67	2,433 33	2,485,893 33	20,595,393 14	10,779,209 40
1883.....	486,666 67		1,342,226 66	20,007,499 81	11,366,129 40
1884.....	486,666 67		12,053 33	19,526,406 48	11,837,222 73
1885.....	486,666 67		4,379 99		
1886.....	486,666 67				
1887.....	486,666 67				
1888.....	486,666 67				
1889.....	453,573 34				
1890.....	453,573 34				
1891.....	453,573 34				
1892.....	453,573 34				
1893.....	453,573 34				
1894.....					
1895.....					
1896.....					
1897.....					
1898.....					
1899.....					
1900.....					
1901.....					
1902.....					
1903.....					
1904.....	Dominion Loan of 1908	Dominion Loan			
1905.....		1930-50,			
1906.....	4 per cent.	3½ per cent.			
1907 (9 mos.).....					
1908.....	6,720,380 00	14,600,000 00			
1909.....	6,714,053 34	38,933,333 33			
1910.....	6,142,220 01	69,772,225 69			
1911.....	6,010,333 35	112,725,507 67			
1912.....	6,010,333 35	137,058,841 00			
1913.....		137,058,841 00			
1914.....		137,058,841 00			
1915.....		137,058,841 00			
1916.....		137,058,841 00			
1917.....		137,058,841 00			

8 GEORGE V, A. 1918

TABLE V.—LIABILITIES of Canada, July 1, 1867, to March 31, 1917—*Con.*

Year.	DEBENTURES AND STOCKS PAYABLE IN LONDON.				
	Dominion Loan of 1874, 4 per cent.	Dominion Loan of 1875, 4 per cent.	Dominion Loan of 1876, 4 per cent.	Dominion Loan of 1878, 4 per cent.	Dominion Loan of 1879, 4 per cent.
	\$ cts.	\$ cts.	\$ cts.	\$ cts.	\$ cts.
1867.....					
1868.....					
1869.....					
1870.....					
1871.....					
1872.....					
1873.....					
1874.....					
1875.....	19,466,666 67				
1876.....	19,466,666 67	4,866,666 66			
1877.....	19,466,666 67	4,866,666 66	12,166,666 66		
1878.....	19,466,666 67	4,866,666 66	12,166,666 66		
1879.....	19,466,666 67	4,866,666 66	12,166,666 66	7,300,000 00	
1880.....	19,466,666 67	4,866,666 66	12,166,666 66	7,300,000 00	14,600,000 00
1881.....	19,466,666 67	4,866,666 66	12,166,666 66	7,300,000 00	14,600,000 00
1882.....	19,466,666 67	4,866,666 66	12,166,666 66	7,300,000 00	14,600,000 00
1883.....	19,466,666 67	4,866,666 66	12,166,666 66	7,300,000 00	14,600,000 00
1884.....	19,466,666 67	4,866,666 66	12,166,666 66	7,300,000 00	14,600,000 00
1885.....	19,466,666 67	4,866,666 66	12,166,666 66	7,300,000 00	14,600,000 00
1886.....	19,466,666 67	4,866,666 66	12,166,666 66	7,300,000 00	14,600,000 00
1887.....	19,466,666 67	4,866,666 66	12,166,666 66	7,300,000 00	14,600,000 00
1888.....	19,466,666 67	4,866,666 66	12,166,666 66	7,300,000 00	14,600,000 00
1889.....	19,466,666 67	4,866,666 66	12,166,666 66	7,300,000 00	14,600,000 00
1890.....	19,466,666 67	4,866,666 66	12,166,666 66	7,300,000 00	14,600,000 00
1891.....	19,466,666 67	4,866,666 66	12,166,666 66	7,300,000 00	14,600,000 00
1892.....	19,466,666 67	4,866,666 66	12,166,666 66	7,300,000 00	14,600,000 00
1893.....	19,466,666 67	4,866,666 66	12,166,666 66	7,300,000 00	14,600,000 00
1894.....	19,466,666 67	4,866,666 66	12,166,666 66	7,300,000 00	14,600,000 00
1895.....	19,466,666 67	4,866,666 66	12,166,666 66	7,300,000 00	14,600,000 00
1896.....	19,466,666 67	4,866,666 66	12,166,666 66	7,300,000 00	14,600,000 00
1897.....	19,466,666 67	4,866,666 66	12,166,666 66	7,300,000 00	14,600,000 00
1898.....	19,466,666 67	4,866,666 66	12,166,666 66	7,300,000 00	14,600,000 00
1899.....	19,466,666 67	4,866,666 66	12,166,666 66	7,300,000 00	14,600,000 00
1900.....	19,466,666 67	4,866,666 66	12,166,666 66	7,300,000 00	14,600,000 00
1901.....	19,466,666 67	4,866,666 66	12,166,666 66	7,300,000 00	14,600,000 00
1902.....	19,466,666 67	4,866,666 66	12,166,666 66	7,300,000 00	14,600,000 00
1903.....	19,466,666 67	4,866,666 66	12,166,666 66	7,300,000 00	14,600,000 00
1904.....	11,884,361 32	4,866,666 66	12,166,666 66	7,300,000 00	14,600,000 00
1905.....	11,072,069 26	4,866,666 66	12,166,666 66	7,300,000 00	14,600,000 00
1906.....	9,376,386 70		12,166,666 66	7,300,000 00	14,600,000 00
1907 (9 mos.) ..	9,376,386 70			7,300,000 00	14,600,000 00
1908.....	8,583,234 15			7,300,000 00	14,600,000 00
1909.....	8,555,494 14				
1910.....	8,265,370 38				
1911.....	7,961,178 54				
1912.....					
1913.....					
1914.....					
1915.....					
1916.....					
1917.....					

SESSIONAL PAPER No. 2

TABLE V.—LIABILITIES of Canada, from July 1, 1867, to March 31, 1917—*Con.*

Year.	DEBENTURES AND STOCKS PAYABLE IN LONDON.					
	Dominion Loan of 1884, 3½ per cent.	Dominion Loan of 1885, 4 per cent. (reduced.)	Dominion Loan of 1885, 4 per cent.	Dominion Loan of 1888, 1892 and 1894, 3 per cent.	Dominion Loan of 1897, 2½ per cent.	Canadian Pacific Ry. Land Grant Loan, 3½ per cent.
	\$ cts.	\$ cts.	\$ cts.	\$ cts.	\$ cts.	\$ cts.
1867						
1868						
1869						
1870						
1871						
1872						
1873						
1874						
1875						
1876						
1877						
1878						
1879						
1880						
1881						
1882						
1883						
1884	24,333,333 33					
1885	24,333,333 33	31,356,595 88				
1886	24,333,333 33	31,356,595 88	19,466,666 66			
1887	24,333,333 33	31,356,595 88	19,466,666 66			
1888	24,333,333 33	31,356,595 88	19,466,666 66	6,375,333 33		
1889	24,333,333 33	31,356,595 88	19,466,666 66	19,466,666 67		
1890	24,333,333 33	31,356,595 88	19,466,666 66	19,466,666 67		
1891	24,333,333 33	31,356,595 88	19,466,666 66	19,890,297 66		
1892	24,333,333 33	31,356,595 88	19,466,666 66	30,727,506 24		
1893	24,333,333 33	31,356,595 88	19,466,666 66	33,538,614 67		
1894	24,333,333 33	31,356,595 88	19,466,666 66	39,652,242 08		
1895	24,333,333 33	31,356,595 88	19,466,666 66	50,602,241 01		
1896	24,333,333 33	31,356,595 88	19,466,666 66	50,602,241 01		
1897	24,333,333 33	31,356,595 88	19,466,666 66	50,602,241 01		
1898	24,333,333 33	31,356,595 88	19,466,666 66	50,602,241 01	9,733,333 33	
1899	24,333,333 33	31,356,595 88	19,466,666 66	50,602,241 01	9,733,333 33	
1900	24,333,333 33	31,356,595 88	19,466,666 66	50,602,241 01	9,733,333 33	
1901	24,333,333 33	31,356,595 88	19,466,666 66	50,602,241 01	9,733,333 33	
1902	24,333,333 33	31,356,595 88	19,466,666 66	50,602,241 01	9,733,333 33	
1903	24,333,333 33	31,356,595 88	19,466,666 66	50,602,241 01	9,733,333 33	
1904	24,333,333 33	31,356,595 88	19,466,666 66	50,898,661 62	9,733,333 33	
1905	24,333,333 33	31,356,595 88	19,466,666 66	51,751,568 26	9,733,333 33	
1906	24,333,333 33	31,356,595 88	19,466,666 66	53,532,034 82	9,733,333 33	
1907 (9 mos.)	24,333,333 33	31,356,595 88	19,466,666 66	53,532,034 82	9,733,333 33	15,056,006 66
1908	24,333,333 33	31,356,595 88	19,466,666 66	54,486,684 10	9,733,333 33	15,056,006 66
1909	24,333,333 33	31,356,595 88	19,466,666 66	55,105,899 30	9,733,333 33	15,056,006 66
1910	23,634,137 73		18,142,261 46	42,512,076 63	7,748,245 83	15,056,006 66
1911	23,467,206 27			42,649,469 49	4,888,185 64	15,056,006 66
1912	23,467,206 27			43,116,280 15	4,888,185 64	15,056,006 66
1913	23,467,206 27			43,226,130 55	4,888,185 64	15,056,006 66
1914	23,467,206 27			37,262,129 50	4,888,185 64	15,056,006 66
1915	23,467,206 27			37,271,230 16	4,888,185 64	15,056,006 66
1916	23,467,206 27			37,271,230 16	4,888,185 64	15,056,006 66
1917	23,467,206 27			37,271,230 16	4,888,185 64	15,056,006 66

8 GEORGE V, A. 1918

TABLE V.—LIABILITIES of Canada, from July 1, 1867, to March 31, 1917—*Con.*

Year.	DEBENTURES AND STOCKS PAYABLE IN LONDON.					
	Imperial Guaranteed Loan (old) 4 per cent.	Imperial Guaranteed Loan 4 per cent.	Intercolonial Ry. Loan 5 per cent.	New Brunswick Bonds, 6 per cent.	Nova Scotia Bonds, 6 per cent.	Prince Edward Island Bonds, 6 per cent.
	\$ cts.	\$ cts.	\$ cts.	\$ cts.	\$ cts.	\$ cts.
1867.....	681,333 34			5,037,486 66	4,580,506 66	
1868.....	681,333 34			4,886,620 00	4,460,300 00	
1869.....		7,300,000 00	2,433,333 34	4,886,620 00	4,460,300 00	
1870.....		7,300,000 00	2,433,333 34	4,886,620 00	4,460,300 00	
1871.....		7,300,000 00	2,433,333 34	4,850,606 67	4,460,300 00	
1872.....		7,300,000 00	2,433,333 34	4,701,686 67	4,448,133 33	
1873.....		7,300,000 00	2,433,333 34	4,701,686 67	4,448,133 33	
1874.....		16,060,000 00	2,433,333 34	4,701,686 67	4,438,400 00	1,091,106 54
1875.....		16,060,000 00	2,433,333 34	4,491,446 67	1,076,020 02	1,091,106 54
1876.....		23,360,000 00	2,433,333 34	4,491,446 67	1,082,833 35	1,091,106 54
1877.....		23,360,000 00	2,433,333 34	4,491,446 67	1,082,833 35	1,091,106 54
1878.....		23,360,000 00	2,433,333 34	4,491,446 67	1,082,833 35	1,091,106 54
1879.....		30,660,000 00	2,433,333 34	4,491,446 67	1,082,833 35	1,091,106 54
1880.....		30,660,000 00	2,433,333 34	4,491,446 67	1,082,833 33	1,091,106 66
1881.....		30,660,000 00	2,433,333 34	4,491,446 67	1,082,833 33	1,091,106 66
1882.....		30,660,000 00	2,433,333 34	4,481,713 34	1,082,833 33	277,399 99
1883.....		30,660,000 00	2,433,333 34	4,408,713 34	1,082,833 33	
1884.....		30,660,000 00	2,433,333 34	4,374,646 67	1,082,833 33	
1885.....		31,633,333 34	2,433,333 34	4,374,646 67	1,082,833 33	
1886.....		31,633,333 34	2,433,333 34	4,137,153 34		
1887.....		31,633,333 34	2,433,333 34	3,565,806 68		
1888.....		31,633,333 34	2,433,333 34	2,116,513 35		
1889.....		31,633,333 34	2,433,333 34	695,933 35		
1890.....		31,633,333 34	2,433,333 34	73,000 00		
1891.....		31,633,333 34	2,433,333 34	73,000 00		
1892.....		31,633,333 34	2,433,333 34			
1893.....		31,633,333 34	2,433,333 34			
1894.....		31,633,333 34	2,433,333 34			
1895.....		31,633,333 34	2,433,333 34			
1896.....		31,633,333 34	2,433,333 34			
1897.....		31,633,333 34	2,433,333 34			
1898.....		31,633,333 34	2,433,333 34			
1899.....		31,633,333 34	2,433,333 34			
1900.....		31,633,333 34	2,433,333 34			
1901.....		31,633,333 34	2,433,333 34			
1902.....		31,633,333 34	2,433,333 34			
1903.....		31,633,333 34	2,433,333 34			
1904.....		22,873,333 34				
1905.....		22,873,333 34				
1906.....		22,873,333 34	3½ per cent.	3½ per cent.	4 per cent.	4½ per cent.
1907(9 months)		22,873,333 34	Loan 1908-12.	Loan 1909.	Loan 1940-60.	Loan 1920-25.
1908.....		15,573,333 34				
1909.....		15,573,333 34	23,782,913 33	29,200,000 00		
1910.....		15,573,333 34	23,147,156 13	27,458,025 34		
1911.....		8,273,333 34	22,785,103 68	27,234,353 34		
1912.....		8,273,333 34	17,344,113 05	26,809,980 01		
1913.....		8,273,333 34		26,710,116 01		
1914.....				26,710,116 01	58,400,000 00	
1915.....				26,701,842 68	93,926,666 66	
1916.....				26,701,842 68	93,926,666 66	24,333,333 33
1917.....				26,701,842 68	93,926,666 66	24,333,333 33

SESSIONAL PAPER No. 2

TABLE V.—LIABILITIES of Canada, from July 1, 1867, to March 31, 1917—*Con.*

Year	DEBENTURES PAYABLE IN CANADA.							
	Bonds Convert- ible into Stocks 6 per cent.	Canada Bonds (old) 5 per cent.	Canada Bonds (old) 6 per cent.	Canada Bonds 7 per cent.	Dominion Bonds 5 per cent.	Dominion Bonds 4 per cent.	New Brun- swick 6 per cent.	Nova Scotia 6 per cent.
	\$ cts.	\$ cts.	\$ cts.	\$ cts.	\$ cts.	\$ cts.	\$ cts.	\$ cts.
1867		192,925 01	1,254,250 02	873,200 00			196,900 00	1,481,900 00
1868	600,000 00	192,925 01	1,243,610 02	873,200 00			196,900 00	1,481,900 00
1869	578,000 00	192,925 01	1,227,610 02	300 00			196,900 00	1,481,900 00
1870	576,000 00	192,925 01	1,227,210 02	300 00			196,900 00	1,481,900 00
1871	566,000 00	192,525 01	1,015,602 60	300 00	80,000 00		196,900 00	1,481,900 00
1872	541,000 00	182,725 01	343,655 04	300 00	80,000 00		196,900 00	1,481,900 00
1873	541,000 00	182,725 01	257,991 04	300 00	80,000 00		196,900 00	1,481,900 00
1874	540,000 00	167,058 33	183,057 72	300 00	80,000 00		189,300 00	1,481,900 00
1875	539,000 00	160,858 33	132,690 00				189,300 00	970,900 00
1876	538,000 00	127,016 67	17,500 00				130,100 00	954,353 34
1877	538,000 00	114,850 00	10,120 00				126,900 00	954,353 34
1878	538,000 00	113,650 00	4,120 00				123,700 00	951,920 01
1879	538,000 00	113,650 00	1,200 00				123,700 00	951,920 01
1880	538,000 00	113,650 00	1,200 00				122,900 00	951,920 01
1881	538,000 00	113,650 00	1,200 00				122,900 00	951,920 01
1882	538,000 00	113,650 00	1,200 00				122,900 00	951,920 01
1883	538,000 00	38,200 00					122,900 00	951,920 01
1884	538,000 00	2,100 00				27,000 00	122,900 00	951,920 01
1885	538,000 00	400 00				316,000 00	122,900 00	2,920 07
1886	538,000 00	400 00				1,244,000 00	122,900 00	
1887	538,000 00	400 00				1,269,000 00	122,900 00	
1888	538,000 00	400 00				1,276,000 00	122,900 00	
1889	238,000 00	400 00				1,276,000 00	122,900 00	
1890	238,000 00	400 00				1,276,000 00	122,900 00	
1891	238,000 00	400 00				1,276,000 00	122,900 00	
1892	238,000 00	400 00				1,776,000 00	122,900 00	
1893		400 00				1,768,000 00	122,900 00	
1894		400 00				1,762,000 00	122,900 00	
1895		400 00				1,708,000 00	122,900 00	
1896		400 00				1,708,000 00	1,600 00	
1897		400 00				1,708,000 00	1,100 00	
1898		400 00				1,198,000 00	600 00	
1899		400 00				1,198,000 00	600 00	
1900		400 00				1,198,000 00	600 00	
1901		400 00				1,198,000 00	600 00	
1902		400 00				1,198,000 00	600 00	
1903		400 00				1,198,000 00	600 00	
1904		400 00					600 00	
1905		400 00					600 00	
1906		400 00					600 00	
1907 (9 months)†		400 00	War Saving Certificate	5 per cent. Debenture Stock.	3½ per cent. Bond Loan 1925 28.	4½ per cent. Bond Loan 1925 45.	600 00	
1908		400 00					600 00	
1909		400 00					600 00	
1910		400 00					600 00	
1911		400 00					600 00	
1912		400 00					600 00	
1913		400 00					600 00	
1914		400 00					600 00	
1915		400 00					600 00	
1916		400 00					600 00	
1917		400 00	5,072,237 00	8,634,500 00	12,404,678 36	95,207,351 17	600 00	

8 GEORGE V, A. 1918

TABLE V.—LIABILITIES of Canada, from July 1, 1867, to March 31, 1917—*Con.*

Year.	DEBENTURES PAYABLE IN CANADA.			Bank of Montreal, (various).	Canadian Pacific Railway 4 per cent Funded Debt.	Dominion Stock 6 per cent.	Dominion Stock 6 per cent.
	Overdue Debentures Province of Canada.	Prince Edward Island 6 per cent.	Prince Edward Island 5 per cent.				
	\$ cts.	\$ cts.	\$ cts.	\$ cts.	\$ cts.	\$ cts.	\$ cts.
1867.....				2,249,416 67			
1868.....				2,500,000 00		1,427,538 66	
1869.....						3,272,861 09	
1870.....				2,022,805 51		4,093,001 20	
1871.....				1,247,699 84		4,295,223 75	
1872.....				501,793 36		4,516,499 51	631,593 33
1873.....						4,435,942 54	1,020,837 57
1874.....		366,404 44	137,402 24			4,405,605 97	1,363,485 26
1875.....	9,614 39	308,977 79	135,455 57			4,158,143 83	1,803,583 69
1876.....	9,614 39	308,004 46				4,124,643 83	1,923,433 15
1877.....	9,614 39	308,004 46				4,124,043 83	2,132,251 82
1878.....	9,614 39	302,975 58				4,122,847 25	2,776,017 82
1879.....	8,641 06	203,371 31				4,121,197 25	3,945,739 82
1880.....	8,641 06	201,100 00				422,152 57	9,244,237 58
1881.....	10,101 06	186,500 00				45,664 22	9,620,307 61
1882.....	9,614 40	69,500 00				8,000 00	9,095,834 54
1883.....	9,514 40	2,500 00				8,000 00	4,262,833 44
1884.....	9,514 40	1,000 00			15,286,497 90	8,000 00	4,096,148 02
1885.....		1,000 00			13,934,572 42	8,000 00	3,928,851 76
1886.....					12,528,029 15	8,000 00	1,184,062 05
1887.....					11,064,661 52	8,000 00	1,120,817 70
1888.....					9,542,173 84	8,000 00	1,054,371 61
1889.....					7,958,177 66	8,000 00	984,561 67
1890.....					6,310,188 03	8,000 00	911,217 61
1891.....					4,595,619 62	8,000 00	834,160 51
1892.....					2,811,782 65	8,000 00	753,202 39
1893.....					955,878 67	8,000 00	668,145 77
1894.....						8,000 00	578,783 15
1895.....						8,000 00	484,896 55
1896.....						8,000 00	386,256 94
1897.....						8,000 00	282,623 70
1898.....						8,000 00	173,744 02
1899.....						8,000 00	59,352 31
1900.....						8,000 00	
1901.....						8,000 00	
1902.....						8,000 00	
1903.....						8,000 00	
1904.....						8,000 00	
1905.....						8,000 00	
1906.....						8,000 00	
				5 per cent Public Service Loan New York 1916.	5 per cent Bond Loan New York.		
1907(9 mos.).....						8,000 00	
1908.....						8,000 00	
1909.....						8,000 00	
1910.....						8,000 00	
1911.....						8,000 00	
1912.....						8,000 00	
1913.....						8,000 00	
1914.....						8,000 00	
1915.....						8,000 00	
1916.....						8,000 00	
1917.....	18,100,232 48			75,000,000 00	873,000 00	8,000 00	

SESSIONAL PAPER No. 2

TABLE V.—LIABILITIES of Canada, from July 1, 1867, to March 31, 1917—*Con.*

Year.	Dominion Stock 6 per cent.	Dominion Stock and bonds 3½ per cent.	Exchequer Bills.	Indemnity to Seigneurs and Townships 6 per cent.	London Agents (various).	Mis- cellaneous.	Notes Canada.
	\$ cts	\$ cts.	\$ cts.	\$ cts.	\$ cts.	\$ cts.	\$ cts.
1867.....				3,869,810 02	1,226,548 53	508,306 72	3,113,700 00
1868.....				3,869,810 02	1,372,873 87	354,369 56	3,795,000 00
1869.....			6,575,410 05	3,869,810 02	49,080 91	178,034 24	4,830,000 00
1870.....			2,224,353 70	3,860,645 58	215,570 75	135,533 40	7,479,353 33
1871.....				3,811,065 13		269,608 32	7,367,340 74
1872.....				3,725,553 71	82,498 08	894,302 42	10,510,541 21
1873.....				3,500,593 57	2,880,809 96	439,227 21	11,284,131 69
1874.....				3,476,822 29	151,699 51	513,588 37	12,175,578 62
1875.....				825,477 88	2,006,471 47	659,122 71	10,778,873 00
1876.....				466,387 88	1,906 13	581,300 40	11,533,891 48
1877.....				407,061 20	3,893,875 87	574,842 00	10,680,492 88
1878.....				400,427 41	4,446,574 93	749,014 36	10,460,734 81
1879.....				391,330 6		1,298,515 03	10,789,710 04
1880.....				385,840 31		1,498,043 99	13,565,159 46
1881.....				394,595 90		1,492,619 70	14,538,965 05
1882.....				244,936 10		1,307,196 19	15,807,910 91
1883.....				200,085 45		1,308,963 34	15,997,854 73
1884.....	955,000 00			198,162 11		1,168,874 96	15,360,281 32
1885.....	1,078,000 00			195,378 79		1,572,187 42	15,633,255 58
1886.....	4,757,222 83			188,764 80		1,200,476 62	16,297,453 36
1887.....	4,625,622 83			188,764 80		1,036,358 62	15,059,836 06
1888.....	5,030,822 83			179,153 81		2,555,374 04	16,249,318 53
1889.....	4,923,322 83			181,776 48		1,238,252 67	15,426,280 83
1890.....	4,807,722 83			179,416 33		1,192,303 25	15,357,892 71
1891.....	4,703,959 34	52,500 00		166,959 98		1,330,005 20	16,176,317 23
1892.....	4,593,281 29	59,000 00		166,559 98	2,323,399 04	1,302,834 27	17,282,698 66
1893.....	4,542,527 96	152,300 00		166,309 98	179,025 51	1,558,785 73	18,448,493 80
1894.....	4,474,327 96	235,300 00		164,732 32		1,542,237 58	20,061,719 45
1895.....	4,472,727 96	298,700 00		131,386 90		1,914,712 60	19,520,233 12
1896.....	4,428,678 29	781,900 00		124,327 80	85,565 60	1,693,209 66	20,372,215 12
1897.....	1,644,000 00	3,150,514 68		117,287 66		2,022,466 72	22,318,096 26
1898.....	1,654,000 00	3,564,214 68		78,873 00		2,162,621 85	22,178,193 76
1899.....	1,654,000 00	3,498,514 68		78,798 09		2,535,942 16	24,236,466 52
1900.....	1,654,000 00	3,421,764 68		78,798 00		2,625,217 59	26,294,922 52
1901.....	1,654,000 00	3,299,364 68		78,029 34		6,402,535 01	27,671,452 05
1902.....	1,654,000 00	3,752,064 68		76,262 43		9,792,469 45	32,780,387 05
1903.....	1,583,000 00	3,702,431 34		76,262 43		5,900,594 33	39,006,198 58
1904.....		5,074,531 34		76,262 43		11,263,136 01	41,574,783 33
1905.....		5,047,399 34		76,262 43		18,013,558 17	47,334,221 72
1906.....		5,435,166 01		76,108 72		26,027,229 74	49,941,427 22
	5 per cent War Loan 1915-25.		Dominion Stock 3½ per cent.		5 per cent War Loan 1916-31.		
1907 (9 mos.).....		2,397,566 00	2,500,000 00	72,599 06		20,707,498 49	4,794,596 68
1908.....		2,272,866 01	2,500,000 00	72,599 06		20,743,961 40	60,455,991 36
1909.....		2,260,066 01	2,500,000 00	64,029 90		17,909,941 58	79,351,630 50
1910.....		2,309,566 01	2,500,000 00	38,322 40		20,540,599 47	87,134,068 50
1911.....		2,245,516 01	2,500,000 00	38,322 40		25,069,812 67	89,994,270 25
1912.....		2,221,328 01	2,500,000 00	38,091 83		23,309,198 59	113,329,633 40
1913.....		2,181,218 01		38,091 83		25,954,002 30	112,101,885 65
1914.....		709,433 34		34,237 96		31,367,463 80	117,795,638 53
1915.....		681,953 34		34,237 96		41,291,721 72	157,056,118 91
1916.....	100,000,000 00	289,653 34		34,237 96		31,725,791 93	177,943,131 54
1917.....	93,926,100 00	251,403 34		34,237 96	106,706,300 00	35,057,350 64	183,248,986 79

8 GEORGE V, A. 1918

TABLE V.—LIABILITIES of Canada, from July 1, 1867, to March 31, 1917.—*Con.*

Year.	Notes Nova Scotia.	Pacific Railway Land Grant Bonds 4 per cent and Deposit Account.	Province of Ontario and Quebec Account, 5 per cent.	Province of Nova Scotia Debt Account, 5 per cent.	Province of Nova Scotia Special Accounts, 4 per cent.	Province of Canada. Suspense Account, 4 per cent.	Province of New Brunswick Debt Account, 5 per cent.	Province of British Columbia Debt Account, 5 per cent.
	\$ cts.	\$ cts.	\$ cts.	\$ cts.	\$ cts.	\$ cts.	\$ cts.	\$ cts.
1867..	605,859 12		358,822 01	1,260,527 30			953,943 61	
1868..	552,325 79		2,151,192 13	843,857 72			504,628 60	
1869..	467,743 12		4,010,802 64	653,708 18				
1870..	334,301 05		5,753,946 06	470,213 26				
1871..	115,091 80		7,501,361 93	450,266 19				
1872..	61,685 04		9,248,686 99	405,259 51				665,794 97
1873..	51,028 04	1,001,333 00	10,986,365 67	1,734,034 63			417,322 49	844,077 83
1874..	47,013 05		10,960,335 35	1,929,213 74			443,257 92	840,843 34
1875..	44,665 38		10,942,245 31	1,708,522 53			417,980 94	651,871 24
1876..	43,228 79		10,922,628 25	1,322,801 99			412,615 74	501,871 24
1877..	42,527 03		10,903,147 14	1,018,913 66			261,781 07	501,871 24
1878..	41,845 76		10,882,478 77	700,983 90			33,510 42	501,871 24
1879..	41,397 04		10,862,209 35	54,800 87				501,871 24
1880..	41,039 84		10,841,820 64	40,394 26				500,382 53
1881..	40,810 17	1,000,000 00	10,821,221 01	17,383 91				499,913 52
1882..	40,595 08	3,566,800 00	10,800,486 28	259,337 36				499,913 52
1883..	40,358 61	2,694,186 15	10,778,518 53	259,098 73				499,913 52
1884..	40,237 01		10,757,123 34	1,052,345 84			563,449 29	583,021 40
1885..	40,164 06		10,735,556 86	1,057,693 28			663,449 29	583,021 40
1886..	40,084 29		10,714,021 11	1,057,613 51	24,333 33		638,449 29	583,021 40
1887..	39,880 87		10,691,985 55	1,057,410 09	24,333 33		638,449 29	583,021 40
1888..	39,792 31		10,669,549 47	1,057,321 53			596,449 29	583,021 40
1889..	39,767 93		10,649,234 49	1,056,472 18			551,449 29	583,021 40
1890..	39,743 64		10,649,171 22	1,056,447 84			531,185 72	583,021 40
1891..	39,624 89		10,649,171 22	1,056,329 09			531,185 72	583,021 40
1892..	39,584 99		10,149,171 22	1,056,289 19			531,185 72	583,021 40
1893..	39,570 39		10,149,171 22	1,056,274 59			531,185 72	583,021 40
1894..	39,534 38		10,149,171 22	1,056,238 58			531,185 72	583,021 40
1895..	39,519 79		10,149,171 22	1,056,223 99			530,908 44	583,021 40
1896..	39,475 01		10,149,171 22	1,056,179 21			530,908 44	583,021 40
1897..	39,438 04		10,149,171 22	1,056,142 24			530,679 29	583,021 40
1898..	39,429 29		10,149,171 22	1,056,133 49			530,402 20	583,021 40
1899..	39,429 29		10,149,171 22	1,056,133 49			529,627 69	583,021 40
1900..	39,424 43		10,149,171 22	1,056,133 49			529,627 69	583,021 40
1901..	39,419 57		10,149,171 22	1,056,123 77			529,627 69	583,021 40
1902..	39,406 92		10,149,171 22	1,056,111 12			529,299 39	583,021 40
1903..	39,406 92			1,056,111 12			529,299 39	583,021 40
1904..	39,406 92		5,397,503 13	1,056,111 12			529,299 39	583,021 40
1905..	39,406 92		5,397,503 13	1,056,111 12			529,299 39	583,021 40
1906..	39,361 18		5,397,503 13	1,056,111 12		16 00	529,299 39	583,021 40
1907) 9 m. f	39,361 18		5,397,503 13	1,056,111 12			529,299 39	583,02 40
1908..	39,361 18		5,397,503 13	1,056,111 12			529,299 39	583,021 40
1919..	39,236 23		5,397,503 13	1,056,025 47			529,299 39	583,021 40
1910..	39,272 61		5,397,503 13	1,056,025 47			529,299 39	583,021 40
1911..	39,238 55		5,397,503 13	1,056,025 47			529,299 39	583,021 40
1912..	39,224 92		5,397,503 13	1,055,929 12			529,299 39	583,021 40
1913..	39,220 05		5,397,503 13	1,055,924 25			529,299 39	583,021 40
1914..	39,220 05		5,397,503 13	1,055,924 25			529,299 39	583,021 40
1915..	39,220 05		5,397,503 13	1,055,924 25			529,299 39	583,021 40
1916..	39,220 05		5,397,503 13	1,055,924 25			529,299 39	583,021 40
1917..	39,220 05		5,397,503 13	1,055,924 25			529,299 39	583,021 40

SESSIONAL PAPER No. 2

TABLE V.—LIABILITIES of Canada, from July 1, 1867, to March 31, 1917—*Con.*

Year.	Province of Manitoba Debt Account 5 per cent.	Province of Prince Edward Island Debt Account 5 per cent.	Quebec Railway Subsidies 4½ per cent.	Savings Banks, Post Office, 4 per cent; 3½ per cent after Oct. 1, 1889, and 3 per cent after July 1, 1897.	Savings Banks, Gov- ernment 4 per cent; 3½ per cent after Oct. 1, 1889, and 3 per cent after July 1, 1897.	Temporary Loans.
	\$ cts.	\$ cts.	\$ cts.	\$ cts.	\$ cts.	\$ cts.
1867.....					1,422,046 87	
1868.....				204,588 89	1,481,537 42	
1869.....				856,814 26	1,595,304 46	
1870.....				1,543,970 41	1,823,102 03	
1871.....				2,452,965 29	2,062,480 49	
1872.....				3,033,352 90	2,154,233 52	
1873.....	496,025 08			3,163,320 26	2,958,170 39	
1874.....	416,247 65	1,529,411 33		3,204,965 46	4,005,295 37	
1875.....	393,060 89	570,701 36		2,926,090 48	4,245,090 72	
1876.....	393,060 89	831,886 16		2,740,952 59	4,303,165 50	
1877.....	393,060 89	831,886 10		2,639,937 47	4,830,693 36	
1878.....	393,060 89	801,530 10		2,754,484 03	5,712,529 32	
1879.....	393,060 89	793,356 12		3,105,190 80	6,102,492 40	
1880.....	393,060 89	793,356 12		3,945,669 11	7,107,287 07	
1881.....	293,060 89	793,274 12		6,208,226 77	9,628,445 23	
1882.....	243,060 89	793,274 12		9,473,661 53	12,295,000 16	
1883.....	243,060 89	792,899 12		11,976,237 31	14,242,870 24	
1884.....	353,885 96	975,872 92		13,245,552 64	15,971,984 20	
1885.....	203,885 96	975,872 90		15,090,540 31	17,888,536 08	18,985,907 97
1886.....	3,317,219 76	975,872 90		17,159,372 09	20,014,441 79	1,262,444 46
1887.....	3,311,914 77	975,872 90		19,497,750 15	21,354,525 22	1,241,000 00
1888.....	3,311,914 77	775,791 83		20,689,032 62	20,682,025 61	5,631,459 33
1889.....	3,311,914 77	775,791 80		23,011,422 57	19,944,935 11	
1890.....	3,311,914 77	775,791 83		21,990,653 49	19,021,811 55	1,946,666 66
1891.....	3,311,914 77	775,791 83		21,738,648 09	17,661,378 07	7,786,666 65
1892.....	3,311,914 77	775,791 83		22,298,401 65	17,231,145 98	
1893.....	3,311,914 77	775,791 83		24,153,193 66	17,693,462 44	1,460,000 00
1894.....	3,311,914 77	775,791 83		25,257,868 14	17,778,144 18	2,433,333 33
1895.....	3,311,914 77	775,791 83		26,805,542 47	17,644,956 38	
1896.....	3,311,914 77	775,791 83	2,394,000 00	28,932,929 68	17,866,388 90	1,946,666 66
1897.....	3,311,914 77	775,791 83	2,394,000 00	32,380,829 09	16,554,146 63	4,866,666 66
1898.....	3,311,914 77	775,791 83	2,394,000 00	34,430,937 77	15,630,181 21	
1899.....	3,578,941 20	775,791 83	2,394,000 00	34,771,605 17	15,470,110 28	3,893,333 33
1900.....	3,578,941 20	775,791 83	2,394,000 00	37,507,455 80	15,642,266 60	
1901.....	3,578,941 20	775,791 83	2,394,000 00	39,950,810 62	16,098,146 44	
1902.....	3,578,941 20	775,791 83	2,394,000 00	42,320,209 91	16,117,778 79	
1903.....	3,578,941 20	775,791 83	2,394,000 00	44,253,326 93	16,515,802 32	
1904.....	3,578,941 20	775,791 83	2,394,000 00	45,419,706 28	16,738,743 62	4,866,666 66
1905.....	3,578,941 20	775,791 83	2,394,000 00	45,368,320 68	16,649,135 97	2,920,000 00
1906.....	3,578,941 20	775,791 83	2,394,000 00	45,736,488 51	16,174,133 57	2,920,000 00
1907 (9 mos)...	3,578,941 20	775,791 83	2,394,000 00	47,453,227 75	15,988,584 12	1,216,646 67
1908.....	3,578,941 20	775,791 83	2,394,000 00	47,564,284 28	15,016,871 02	9,299,999 99
1909.....	3,578,941 20	775,791 83		45,190,484 21	14,748,436 12	13,606,333 32
1910.....	3,578,941 20	775,791 83		43,586,357 42	14,677,872 48	17,033,333 33
1911.....	3,578,941 20	775,791 83		43,330,579 19	14,763,751 84	
1912.....	3,578,941 20	775,791 83		43,563,764 33	14,655,563 73	
1913.....	3,578,941 20	775,791 83		42,728,941 83	14,411,541 56	
1914.....	3,578,941 20	775,791 83		41,591,286 57	13,976,316 85	8,273,333 32
1915.....	3,578,941 20	775,791 83		39,993,406 40	14,006,311 86	81,073,684 21
1916.....	3,578,941 20	775,791 83		40,008,417 70	13,520,008 64	182,992,379 82
1917.....	3,578,941 20	775,791 83		42,582,478 59	13,633,610 02	300,332,797 42

8 GEORGE V, A. 1918

TABLE V.—LIABILITIES of Canada, from July 1, 1867, to March 31, 1917—
Concluded.

Years.	Trust Funds, 6 per cent.	Trust Funds, 5 per cent.	Trust Funds, 4 per cent, 3½ per cent after 1891, and 4 per cent after 1906.	Trust Funds, 3 per cent.	Unpaid Warrants, Prince Edward Island.	Total Liabilities.
	\$ cts.	\$ cts.	\$ cts.	\$ cts.	\$ cts.	\$ cts.
1867..	1,178,410 58	5,230,369 35				93,046,051 73
1868..	1,178,410 58	5,276,388 66				96,896,666 20
1869..	1,178,410 58	5,299,207 87				112,361,998 29
1870..	1,178,410 58	5,336,088 93				115,993,706 76
1871..	1,178,410 58	5,396,778 48				115,492,682 76
1872..	1,178,410 58	5,476,838 25				122,400,179 36
1873..	1,178,410 58	5,507,936 03				130,778,098 53
1874..	1,178,410 58	5,574,436 13			3,869 48	141,163,551 33
1875..	1,178,410 58	5,644,113 20			1,157 81	151,663,401 62
1876..	1,178,410 58	5,703,527 47			857 81	161,204,687 86
1877..	1,178,410 58	5,720,936 76			630 70	174,675,834 97
1878..	1,178,410 58	5,681,920 82			630 70	174,957,268 96
1879..	1,178,410 58	5,656,066 56			630 70	179,483,871 21
1880..	1,178,410 58	5,715,042 54			549 59	194,634,440 68
1881..	1,133,172 34	5,807,973 88			549 59	199,861,537 51
1882..	1,103,476 81	5,892,558 62		3,000 00	549 59	205,365,251 97
1883..	1,107,812 93	4,425,801 64	1,467,156 28	2,416 85	549 59	202,159,104 30
1884..	1,032,431 71	4,473,061 44	1,549,189 45	1,216 85	549 59	242,482,416 21
1885..	1,116,962 68	4,506,111 43	1,418,767 04		549 59	264,703,607 43
1886..	1,117,803 92	4,474,052 05	1,468,670 26		549 59	273,164,341 11
1887..	1,125,112 98	4,387,368 61	1,568,354 26		549 59	273,187,626 43
1888..	1,125,112 98	4,497,393 01	1,476,137 60		549 59	284,513,841 89
1889..	1,125,112 98	4,475,734 07	1,599,538 46		549 59	287,722,062 76
1890..	1,112,779 55	5,459,748 17	1,612,266 36		549 59	286,112,295 10
1891..	1,107,965 99	5,413,731 45	1,696,295 44		549 59	289,899,229 62
1892..	1,105,220 59	5,414,414 02	1,722,489 85	871,692 90	549 59	295,333,274 10
1893..	1,110,205 34	5,414,414 02	1,771,949 83	1,814,571 97	549 59	300,054,524 74
1894..	1,105,220 59	5,402,077 56	1,826,659 09	1,871,408 50	549 59	308,348,023 96
1895..	1,105,220 59	5,400,603 61	1,882,396 02	1,875,474 09	549 59	318,048,754 87
1896..	1,105,220 59	5,397,734 95	1,941,587 86	1,870,339 66	549 59	325,717,536 73
1897..	1,105,220 59	5,397,734 95	1,933,574 49	1,923,257 97	549 59	332,530,131 33
1898..	1,097,657 70	5,397,175 04		3,952,134 53	549 59	338,375,984 23
1899..	1,097,657 70	5,462,390 81		4,130,228 99	549 59	345,160,902 54
1900..	1,097,657 70	5,455,208 43		4,357,189 90	549 59	346,206,979 92
1901..	1,097,056 11	5,476,178 74		4,732,376 38	549 59	354,732,432 52
1902..	1,097,056 11	5,485,685 65		5,010,432 97	549 59	366,358,476 59
1903..	1,092,718 87	5,480,366 41		5,608,418 83	549 59	361,344,098 37
1904..	1,091,828 72	5,489,934 11	3,500,000 00	6,023,676 29	549 59	364,962,512 17
1905..	1,091,828 72	5,497,626 78	5,500,000 00	6,296,368 03	549 59	377,673,579 80
1906..	1,090,738 33	5,503,665 51	13,500,000 00	6,762,777 22	549 59	392,269,680 39
1907 (9 mos.)..	1,089,844 37	3,188,200 54	2,322,159 88	7,144,612 78	549 59	379,966,826 09
1908..	1,089,844 37	3,221,650 96	2,322,159 88	7,473,783 63	549 59	403,207,158 25
1909..	1,089,844 37	3,227,188 72	412,314 25	8,395,327 16	549 59	478,535,427 02
1910..	1,089,844 37	3,644,061 91		8,688,556 28	549 59	470,663,045 99
1911..	1,089,844 37	3,650,306 49		9,199,035 66	549 59	474,941,487 42
1912..	1,089,844 37	3,243,513 90	412,214 25	9,981,799 51	549 59	508,338,591 77
1913..	1,089,844 37	3,249,124 40		10,828,834 98	549 59	483,232,555 24
1914..	1,088,051 71	3,252,064 66		11,491,786 20	549 59	544,391,368 86
1915..	1,088,051 71	3,252,064 66		11,653,033 69	549 59	700,473,814 37
1916..	1,089,844 37	3,258,265 86		11,454,108 02	549 59	936,987,802 42
1917..	1,089,844 37	3,260,056 16		11,915,540 15	549 59	1,382,003,267 69

SESSIONAL PAPER No. 2

TABLE VI.—ASSETS of Canada, from July 1, 1867, to March 31, 1917.

Years.	Albert Railway Company Loan Account.	Balance of Dominion 3½ per cent Loan Account.	Bank Deposits, 1¼ per cent.	Bank Deposits, 2½ per cent.	Bank Deposits, 3 per cent.	Bank Deposits, 3½ per cent.	Bank Deposits, 4 per cent.
	\$ cts.	\$ cts.	\$ cts.	\$ cts.	\$ cts.	\$ cts.	\$ cts.
1867.....							
1868.....							
1869.....							
1870.....							
1871.....							
1872.....							950,000 00
1873.....							
1874.....							
1875.....							1,119,999 98
1876.....							4,153,255 49
1877.....							4,495,532 66
1878.....							1,256,526 66
1879.....							377,696 65
1880.....						1,000,000 00	1,045,000 00
1881.....					390,000 00	2,100,000 00	55,000 00
1882.....					15,000 00	3,853,066 67	3,105,000 00
1883.....					15,000 00		2,455,000 00
1884.....		4,087,093 28					205,000 00
1885.....							130,000 00
1886.....							130,000 00
1887.....	11,436 81						130,000 00
1888.....	14,548 94		4,900,000 00				130,000 00
1889.....	14,725 56			3,756,442 21			30,000 00
1890.....	14,725 56						30,000 00
1891.....	14,725 56						
1892.....	14,725 56						
1893.....	14,725 56						
1894.....	14,725 56						
1895.....	14,725 56						
1896.....	14,725 56						
1897.....	14,725 56						
1898.....	14,725 56						
1899.....	14,725 56						
1900.....	14,725 56						
1901.....	14,725 56						
1902.....	14,725 56						
1903.....	14,725 56						
1904.....	14,725 56						
1905.....	14,725 56						
1906.....	14,725 56						
1907 (9 mos.).....	14,725 56						
1908.....	14,725 56						
1909.....							
1910.....							
1911.....							
1912.....							
1913.....							
1914.....							
1915.....							
1916.....							
1917.....							

8 GEORGE V, A. 1918

TABLE VI.—Assets of Canada, from July 1, 1867, to March 31, 1917.—*Continued.*

Year.	Bank Deposit, 4½ per cent.	Bank Deposit, 5 per cent.	Bank Deposits, Varying Rates.	Bank Deposits, Special Circulation Account, 5 per cent.	Bank of Montreal Silver Debentures.	Bonds for Savings Banks, 5 per cent.	Bonds for Intercolonial Railway 5 per cent.
	\$ cts.	\$ cts.	\$ cts.	\$ cts.	\$ cts.	\$ cts.	\$ cts.
1867...							
1868...							
1869...					572,443 47		
1870...					72,443 47		234,000 00
1871...						9,000 00	157,106 66
1872...						1,362,666 66	
1873...		2,864,666 69		1,000,000 00			
1874...		3,399,450 02		1,400,000 00			
1875...		3,580,838 90					
1876...		1,658,699 99	486,666 67				
1877...		317,500 00					
1878...		282,500 00					
1879...		385,000 00					
1880...		10,000 00					
1881...							
1882...							
1883...	140,000 00	350,000 00					
1884...		200,000 00					
1885...							
1886...							
1887...							
1888...							
1889...							
1890...							
1891...							
1892...							
1893...							
1894...							
1895...							
1896...							
1897...							
1898...							
1899...							
1900...							
1901...							
1902...							
1903...							
1904...							
1905...							
1906...							
1907...							
9 mos } 1907...							
1908...							
1909...							
1910...							
1911...							
1912...							
1913...							
1914...							
1915...							
1916...							
1917...							

SESSIONAL PAPER No. 2

TABLE VI.—Assets of Canada, from July 1, 1867, to March 31, 1917.—*Continued.*

Year.	New Brunswick Bonds, 6 per cent.	C.P.R. Land Grant Bonds Account 5 per cent.	C.P.R. Co. Accounts.	Cash.	City of St. John Bonds 6 per cent.	Canada Reduced Loan 4 per cent.	Cobourg Bonds 6 per cent.
	\$ cts.	\$ cts.	\$ cts.	\$ cts.	\$ cts.	\$ cts.	\$ cts.
1867.....				589,085 23		53,533 33	21,210 47
1868.....				1,425,786 00		53,533 33	21,210 47
1869.....				2,966,930 73		53,533 33	21,210 47
1870.....				2 275,101 50		53,533 33	21,210 47
1871.....	374,886 67			3,499,502 26			21,210 47
1872.....	469,633 35			3,935,945 95	21,560 00	526,573 32	21,210 47
1873.....	385,926 71		1,001,333 00	4,717,571 49	21,560 00	264,746 66	21,210 47
1874.....	200,506 72			4,431,347 40	21,560 00	118,260 00	21,210 47
1875.....	88,573 38			6,037,361 08	21,560 00	118,260 00	21,210 47
1876.....	38,933 39			4,825,529 33	21,560 00	118,260 00	21,210 47
1877.....	38,933 39			4,802,766 05	21,560 00	118,260 00	21,210 47
1878.....	2,433 39			5,184,327 57	21,560 00	118,260 00	21,210 47
1879.....	2,433 39			5,599,554 64	21,560 00	118,260 00	21,210 47
1880.....	2,433 39			7,339,770 44	21,560 00	118,260 00	21,210 47
1881.....	2,433 39			7,208,311 95	21,560 00	118,260 00	21,210 47
1882.....	2,433 39		1,155,736 09	7,596,853 56	21,560 00	40,393 33	21,210 47
1883.....	2,433 39		1,254,488 09	3,351,510 29	21,560 00	39,906 66	21,210 47
1884.....	2,433 39	29,000 00	18,439,374 00	5,228,982 85	21,560 00	39,906 66	21,210 47
1885.....	2,433 39	29,000 00	28,035,812 00	5,521,076 89	21,560 00	39,906 66	21,210 47
1886.....	2,433 39	29,000 00		7,758,485 68	21,560 00	39,906 66	21,210 47
1887.....	2,433 39	29,000 00		5,080,636 68	21,560 00	39,906 66	21,210 47
1888.....	2,433 39	29,000 00		5,211,965 76	21,560 00	39,906 66	21,210 47
1889.....		29,000 00		4,441,272 95	21,560 00	39,906 66	21,210 47
1890.....		29,000 00		2,884,540 59	21,560 00	39,906 66	
1891.....		29,000 00		2,487,078 38	21,560 00	39,906 66	
1892.....		29,000 00		2,822,968 48	21,560 00		
1893.....		29,000 00		3,071,183 48	21,560 00		
1894.....		29,000 00		2,790,663 60	21,560 00		
1895.....		29,000 00		3,951,348 13	21,560 00		
1896.....		29,000 00		2,624,214 56	21,560 00		
1897.....		29,000 00		1,790,865 79	21,560 00		
1898.....		29,000 00		1,813,511 91	21,560 00		
1899.....		29,000 00		2,271,099 82	21,560 00		
1900.....		27,000 00		1,052,259 69	21,560 00		
1901.....		24,000 00		279,583 04	21,560 00		
1902.....		11,000 00		1,456,396 01			
1903.....							
1904.....							
1905.....							
1906.....							
1907.....							
(9 mos.)							
1908.....							
1909.....							
1910.....							
1911.....							
1912.....							
1913.....							
1914.....							
1915.....							
1916.....							
1917.....							

8 GEORGE V, A. 1918

TABLE VI—ASSETS of Canada, from July 1, 1867, to March 31, 1917.—*Con.*

Year.	Cobourg Bonds, 5 per cent.	Exchequer Bills.	Financial Agents.	Fredericton and St. Mary's Railway Bridge Co.	Grand Trunk Postal Bonds Variable.	Grand Trunk Preference Stock Variable.	Graving Dock Quebec, 5 per cent.	Grand Trunk Pacific Rail- way Loan Account.
	\$ cts.	\$ cts.	\$ cts.	\$ cts.	\$ cts.	\$ cts.	\$ cts.	\$ cts.
1867.	23,587 77		22,403 59		121,666 66	121,739 66		
1868.	23,587 77		10,569 18		121,666 66	121,739 66		
1869.	23,587 77	6,575,410 05	1,118,256 68		121,666 66	121,739 66		
1870.	23,587 77	2,224,353 70	12,204 42		121,666 66	121,739 66		
1871.	23,587 77		335,997 57		121,666 66	121,739 66		
1872.	23,587 77		839,103 91		121,666 66	121,739 66		
1873.	23,587 77		157,498 79		121,666 66	121,739 66		
1874.	23,587 77		255,400 85		121,666 66	121,739 66		
1875.	23,587 77		544,297 38		121,666 66	121,739 66		
1876.	23,587 77		885,914 87		121,666 66	121,739 66		
1877.	23,587 77		5,053,763 38		121,666 66	121,739 66		
1878.	23,587 77		305,837 05			121,739 65		
1879.	23,587 77		423,118 23			121,739 65	50,000 00	
1880.	23,587 77		822,003 84			121,739 65	125,000 00	
1881.	23,587 77		1,253,379 21			121,739 65	300,000 00	
1882.	23,587 77		880,643 35			121,739 65	350,000 00	
1883.	23,587 77		563,428 67			121,739 65	425,000 00	
1884.	23,587 77		288,254 19			121,739 65	562,000 00	
1885.	23,587 77		170,923 26			121,739 65	672,000 00	
1886.	23,587 77		1,989,952 34			121,739 65	724,000 00	
1887.	23,587 77		461,469 58			121,739 65	744,000 00	
1888.	23,587 77			274,947 00		121,739 65		
1889.	23,587 77			300,000 00		121,739 65		
1890.				300,000 00		121,739 65		
1891.				300,000 00		121,739 65		
1892.				300,000 00		121,739 65		
1893.				300,000 00		121,739 65		
1894.				300,000 00		121,739 65		
1895.				300,000 00		121,739 65		
1896.				300,000 00		121,739 65		
1897.				300,000 00		121,739 65		
1898.				300,000 00		121,739 65		
1899.				300,000 00		121,739 65		
1900.				300,000 00		121,739 65		
1901.				300,000 00		121,739 65		
1902.				300,000 00		121,739 65		
1903.				300,000 00		121,739 65		
1904.				300,000 00		121,739 65		
1905.				300,000 00		121,739 65		
1906.						121,739 65		
1907.						121,739 65		
(9m.)								
1908.						121,739 65		
1909.						121,739 65		
1910.						121,739 65		10,000,000 00
1911.						121,739 65		10,000,000 00
1912.						121,739 65		10,000,000 00
1913.						121,739 65	11,133,473 32	10,000,000 00
1914.						121,739 65	21,005,806 59	18,500,000 00
1915.						121,739 65	33,033,333 23	31,000,000 00
1916.						121,739 65	33,033,333 23	31,000,000 00
1917.						121,739 65	33,033,333 23	38,081,783 45

SESSIONAL PAPER No. 2

TABLE VI.—ASSETS of Canada, from July 1, 1867, to March 31, 1917—*Con.*

Year	Great Western Ry. Bonds (Variable to 1869,) 4 per cent.	Hamilton Coupons.	Improvement of the St. Lawrence 4 per cent (5 per cent prior to '884).	India Bonds, 5 per cent.	Intercolonial Railway Construction Account 3½ per cent.	Issue Accounts and Specie Reserve.	Mennonites Loan Account 6 per cent.
	\$ cts.	\$ cts.	\$ cts.	\$ cts.	\$ cts.	\$ cts.	\$ cts.
1867.....	2,810,500 00	2,248 89	681,333 34	757,140 00
1868.....	2,810,500 00	19,345 85	681,333 34	938,440 00
1869.....	2,768,234 70	16,781 35	681,333 34	2,000,000 00	1,899,000 00
1870.....	2,076,176 03	16,781 35	681,333 34	4,883,089 49	2,883,436 67
1871.....	1,384,117 36	16,781 35	5,055,492 89	1,974,492 75
1872.....	692,058 69	16,781 35	3,584,778 18	2,458,546 24
1873.....	16,781 35	2,526,358 45
1874.....	16,781 35	275,000 00	3,307,964 51
1875.....	16,781 35	544,000 00	2,789,108 42
1876.....	16,781 35	736,000 00	3,034,849 26
1877.....	16,781 35	858,000 00	2,706,966 61
1878.....	16,781 35	988,000 00	2,519,845 93
1879.....	16,781 35	1,166,000 00	2,860,211 44
1880.....	16,781 35	1,306,000 00	2,755,257 52
1881.....	16,781 35	1,306,000 00	3,018,683 39
1882.....	16,781 35	1,500,000 00	3,719,389 28
1883.....	16,781 35	1,780,000 00	2,597,655 07
1884.....	16,781 35	1,890,000 00	2,415,189 11	74,704 27
1885.....	16,781 35	2,190,000 00	2,478,307 85	65,343 09
1886.....	16,781 35	2,339,504 10	3,939,194 10	46,227 61
1887.....	16,781 35	2,530,504 10	2,777,814 59	34,315 64
1888.....	16,781 35	3,897,636 31	18,205 25
1889.....	16,781 35	3,261,115 59
1890.....	16,781 35	3,285,515 34
1891.....	16,781 35	3,887,027 96
1892.....	16,781 35	5,061,577 26
1893.....	16,781 35	6,449,348 36
1894.....	16,781 35	8,292,405 61
1895.....	16,781 35	7,761,084 48
1896.....	16,781 35	8,758,252 83
1897.....	16,781 35	10,723,649 87
1898.....	16,781 35	10,813,739 97
1899.....	16,781 35	13,061,775 13
1900.....	16,781 35	12,476,044 02
1901.....	16,781 35	14,578,117 55
1902.....	16,781 35	18,901,639 55
1903.....	25,930,594 08
1904.....	29,434,525 43
1905.....	35,328,736 82
1906.....	35,014,067 11
1907 (9m's).....	37,619,596 81
1908.....	41,689,751 31
1909.....	61,835,649 65
1910.....	70,094,532 61
1911.....	74,472,977 17
1912.....	99,156,415 58
1913.....	98,725,822 47
1914.....	101,352,555 47
1915.....	94,894,906 45
1916.....	121,286,781 19
1917.....	118,823,219 49

8 GEORGE V, A. 1918

TABLE VI.—ASSETS of Canada, from July 1, 1867, to March 31, 1917—*Continued*

Year.	Miscellaneous Consolidated Fund Investments Variable.	Miscellaneous.	Montreal Harbour Bonds 5 per cent. 3½ per cent after 1895.	Montreal Harbour Bonds 3 per cent.	Montreal Turnpike Bonds 6 per cent 3½ per cent after 1895.	New Brunswick, Bonds, 6 per cent.	New Brunswick, Debt Account, 5 per cent.	New Brunswick, Suspense Account 5 p. cent.
	\$ cts.	\$ cts.	\$ cts.	\$ cts.	\$ cts.	\$ cts.	\$ cts.	\$ cts.
1867...	98,350 25	117,465 61	211,266 68	67,200 00	83,706 66
1868...	98,350 25	332,487 38	211,266 68	67,200 00	83,706 66
1869...	98,350 25	331,180 13	211,266 68	67,200 00	83,706 66	319,822 77
1870...	98,350 25	242,727 14	211,266 68	67,200 00	83,706 66	575,298 29
1871...	98,350 25	613,018 96	260,000 00	67,200 00	97,333 33	671,936 45	5,732 74
1872...	98,350 22	531,530 06	260,000 00	67,200 00	97,333 33	680,603 57	3,199 04
1873...	58,350 25	877,458 77	260,000 00	67,200 00	97,333 33	1,893 65
1874...	58,350 25	913,290 41	260,000 00	67,200 00	97,333 33	1,782 17
1875...	58,350 25	907,806 60	260,000 00	67,200 00	81,273 33	1,578 84
1876...	58,350 25	1,035,818 16	385,000 00	67,200 00	81,273 33	1,578 84
1877...	58,350 25	2,216,000 12	385,000 00	67,200 00	81,273 33	1,019 07
1878...	57,286 35	2,242,109 43	385,000 00	67,200 00	81,273 33	805 75
1879...	56,633 33	1,771,133 92	385,000 00	67,200 00	81,273 33	17,214 44	639 69
1880...	56,108 83	1,972,782 55	385,000 00	67,200 00	81,273 33	22,233 76	474 06
1881...	55,639 33	1,823,557 37	385,000 00	67,200 00	81,273 33	33,449 87	463 39
1882...	51,719 15	1,703,694 91	385,000 00	67,200 00	81,273 33	40,038 87	463 39
1883...	51,523 05	1,976,680 60	385,000 00	67,200 00	81,273 33	40,038 87	463 39
1884...	51,523 05	2,067,642 95	385,000 00	67,200 00	81,273 33	463 39
1885...	51,523 05	2,204,147 24	385,000 00	67,200 00	81,273 33	463 39
1886...	51,523 05	3,047,911 77	385,000 00	67,200 00	74,946 66	463 39
1887...	51,523 05	2,062,377 79	385,000 00	67,200 00	43,799 99	463 39
1888...	45,640 80	1,753,643 86	385,000 00	67,200 00	42,339 99	463 39
1889...	37,650 80	2,034,153 66	385,000 00	17,033 30	463 39
1890...	37,650 80	2,195,040 25	385,000 00	240 15
1891...	37,350 80	3,042,946 75	385,000 00	240 15
1892...	37,350 80	2,132,940 31	385,000 00	240 15
1893...	37,150 80	1,978,300 14	385,000 00	240 15
1894...	37,150 80	2,543,844 85	385,000 00	240 15
1895...	261,474 79	2,508,600 12	385,000 00	240 15
1896...	36,640 80	2,754,448 06	1,000,000 00	200,000 00	240 15
1897...	35,540 80	3,087,205 29	1,190,000 00	195,000 00	240 15
1898...	35,540 80	3,933,286 43	1,300,000 00	195,000 00	240 15
1899...	35,540 80	3,152,117 35	1,300,000 00	195,000 00
1900...	35,540 80	3,870,670 54	1,700,000 00	195,000 00
1901...	31,848 80	5,306,220 28	2,000,000 00	195,000 00
1902...	34,650 00	5,070,813 01	2,000,000 00	550,000 00	195,000 00
1903...	83,316 67	7,738,746 21	2,000,000 00	1,450,000 00	195,000 00
1904...	4,556,282 53	11,967,872 49	2,000,000 00	2,350,000 00	195,000 00
1905...	2,345,664 27	12,853,076 49	2,000,000 00	3,450,000 00	195,000 00
1906...	1,434,716 02	25,586,280 02	2,000,000 00	4,435,000 00	195,000 00
1907 (9 m's)	1,097,032 88	15,436,307 38	2,000,000 00	5,300,000 00	195,000 00
1908...	6,739,063 74	19,323,486 46	2,000,000 00	7,225,000 00	195,000 00
1909...	6,968,094 26	29,812,533 73	2,000,000 00	8,255,000 00	195,000 00
1910...	57,900 00	21,004,073 54	2,000,000 00	9,170,000 00	195,000 00
1911...	52,900 00	19,431,352 00	3,265,000 00	9,195,000 00	195,000 00
1912...	52,900 00	24,061,249 45	6,315,000 00	9,195,000 60	195,000 00
1913...	52,900 00	10,285,887 25	8,515,000 00	9,195,000 00	195,000 00
1914...	52,900 00	24,780,982 58	11,465,000 00	9,195,000 00	195,000 00
1915...	52,900 00	46,788,425 37	13,335,000 00	9,250,000 00	195,000 00
1916...	70,900 00	86,818,510 26	15,315,000 00	9,250,000 00	195,000 00
1917...	75,150 00	260,680,688 87	16,025,000 00	9,250,000 00	164,828 00

SESSIONAL PAPER No. 2

TABLE VI.—ASSETS of Canada, from July 1, 1867, to March 31, 1917—*Continued.*

Year.	Northern Railway Bonds, 6 per cent.	Northern Railway Bonds, 5 per cent.	North Shore Railway Bonds Account, 5 per cent.	Nova Scotia Bonds, 6 per cent.	Nova Scotia Suspense Account.	Province of Canada, Dept Account, 5 per cent.
	\$ cts.	\$ cts.	\$ cts.	\$ cts.	\$ cts.	\$ cts.
1867.....	243,333 33					10,045,533 63
1868.....	243,333 33					10,782,660 07
1869.....	243,333 33				125,054 61	10,489,769 30
1870.....	243,333 33				156,349 81	10,504,355 49
1871.....	243,333 33			111,446 66	141,894 39	10,504,466 16
1872.....	243,333 33			111,446 66	73,238 88	10,506,088 84
1873.....	243,333 33			111,446 66	62,207 37	964 28
1874.....	243,333 33			111,446 66	54,347 98	4,625 94
1875.....	243,333 33			48,666 66	48,753 47	5,781 94
1876.....	243,333 33			48,666 66	47,250 32	9,185 93
1877.....	243,333 33			48,666 66	45,953 92	14,409 17
1878.....	243,333 33			48,666 66	45,134 57	21,419 61
1879.....	243,333 33			48,666 66	44,036 89	34,831 09
1880.....	243,333 33	73,000 00		48,666 66	43,064 53	37,225 09
1881.....	243,333 33	73,000 00		48,666 66	42,759 41	41,064 08
1882.....	243,333 33	73,000 00		48,666 66	42,517 19	44,937 49
1883.....	243,333 33	73,000 00		48,666 66	42,279 52	80,547 63
1884.....	243,333 33	73,000 00		48,666 66	42,157 92	82,394 42
1885.....	243,333 33	73,000 00		48,666 66	42,084 97	82,394 42
1886.....	243,333 33	73,000 00	970,000 00		42,005 20	83,285 39
1887.....	243,333 33	73,000 00	970,000 00		41,801 78	85,595 70
1888.....		73,000 00	970,000 00		41,713 22	102,872 49
1889.....		73,000 00	970,000 00		40,863 87	61,776 68
1890.....		73,000 00	970,000 00		40,839 53	65,588 61
1891.....		73,000 00	970,000 00		40,720 78	65,588 61
1892.....		73,000 00			40,680 88	66,127 46
1893.....		73,000 00			40,666 28	66,127 46
1894.....		73,000 00			40,630 27	66,127 46
1895.....		73,000 00			40,615 68	71,773 33
1896.....		73,000 00			40,570 90	71,839 21
1897.....		73,000 00			40,533 93	71,839 21
1898.....		73,000 00			40,525 18	72,116 31
1899.....		73,000 00			40,525 18	72,116 31
1900.....		73,000 00			40,525 18	111,833 47
1901.....		73,000 00			40,515 46	111,833 47
1902.....	Quebec.				40,502 81	111,833 47
1903.....	Bridge and				40,502 81	
1904.....	Railway Co.				40,502 81	
1905.....	Loan				40,502 81	
1906.....	Account.				40,502 81	
1907 (9 mos.).....					40,502 81	
1908.....	2,000,000 00				40,502 81	
1909.....					40,417 16	
1910.....					40,417 16	
1911.....					40,417 16	
1912.....					40,320 81	
1913.....					40,315 94	
1914.....					40,315 94	
1915.....					40,315 94	
1916.....					40,315 94	
1917.....					40,315 94	

8 GEORGE V, A. 1918

TABLE VI.—ASSETS of Canada, from July 1, 1867, to March 31, 1917—*Continued.*

Year.	Provincial Accounts 5 per cent.	Quebec Harbour 5 per cent. 4 per cent after 1882, 3½ per cent after 1913.	Receiver General Inscribed Stock, 4 per cent.	Silver Deposit Account	Silver Coinage Account.
	\$ cts.	\$ cts.	\$ cts.	\$ cts.	\$ cts.
1867.....					
1868.....	940,699 44				
1869.....	3,842,165 67				
1870.....	5,957,580 08		10,138 88	1,277,818 49	657,826 25
1871.....	7,802,501 04		10,138 88		329,175 70
1872.....	9,638,386 81		10,138 88		627,090 30
1873.....	11,472,624 70		10,138 88		262,382 85
1874.....	11,463,881 48	724,140 00	10,138 88		733,338 74
1875.....	11,463,583 45	724,140 00	10,138 88		799,310 03
1876.....	11,916,793 27	724,140 00	10,138 88		247,715 00
1877.....	12,306,133 68	724,140 00	10,138 88		119,124 43
1878.....	12,207,533 42	799,140 00	10,138 88		116,279 43
1879.....	12,933,296 65	949,140 00	10,138 88		125,427 43
1880.....	13,432,094 61	1,149,140 00	10,138 88		78,139 43
1881.....	13,196,377 80	1,351,140 00	10,138 88		84,220 17
1882.....	12,885,328 57	1,405,000 00	10,138 88		162 60
1883.....	12,982,961 93	1,471,540 00	10,138 88		9,783 20
1884.....	7,374,053 66	1,672,069 00	10,138 88		12,974 00
1885.....	7,377,780 93	1,955,000 00	10,138 88		73 50
1886.....	7,383,000 53	2,389,493 85	10,138 88		3,166 90
1887.....	7,390,540 95	2,822,289 17	10,138 88		9,152 70
1888.....	7,400,100 89	2,845,000 00	10,138 88		12,532 30
1889.....	7,870,452 53	3,365,717 20	10,138 88		2,468 80
1890.....	9,305,668 86	3,614,117 20	10,138 88		4,833 00
1891.....	9,803,974 91	3,664,717 20	10,138 88		7,426 00
1892.....	10,305,368 90	3,664,717 20			8,925 40
1893.....	10,814,072 03	3,748,519 62			11,420 10
1894.....	10,810,858 24	3,748,519 62			309 70
1895.....	10,810,858 24	3,748,519 62			2,757 70
1896.....	10,473,748 57	3,748,519 62			4,786 20
1897.....	10,493,489 15	3,748,519 62			6,044 20
1898.....	10,490,329 34	3,748,519 62			8,150 20
1899.....	10,559,141 97	3,748,519 62			509 70
1900.....	10,566,125 11	3,748,519 62			1,904 70
1901.....	10,566,125 11	3,748,519 62			2,578 70
1902.....	10,566,125 11	3,748,519 62			
1903.....	4,103,715 61	3,748,519 62			
1904.....	4,104,501 26	3,748,519 62			
1905.....	4,008,293 09	3,748,519 62			
1906.....	3,993,202 68	3,859,398 29			
1907 (9 months).....	3,993,202 68	3,979,645 01			
1908.....	3,993,202 68	4,137,956 22			
1909.....	2,256,011 96	4,089,493 93			
1910.....	2,256,011 96	4,156,550 58			
1911.....	2,256,011 96	4,156,550 58			
1912.....	2,256,011 96	4,156,550 58			
1913.....	2,256,011 96	4,156,550 58			
1914.....	2,256,011 96	6,768,550 58			
1915.....	2,256,011 96	8,763,550 58			
1916.....	2,256,011 96	9,304,550 58			
1917.....	2,256,011 96	9,656,550 58			

SESSIONAL PAPER No. 2

TABLE VI.—ASSETS of Canada from July 1, 1867, to March 31, 1917—*Continued.*

Year.	SINKING FUNDS.					
	Consolidated Canadian Loan.		Canada Reduced Loan.			
	5 per cent.	4 per cent.	4 per cent.	3½ per cent.	3 per cent.	2½ per cent.
	\$ cts.	\$ cts.	\$ cts.	\$ cts.	\$ cts.	\$ cts.
1867.....	1,207,222 26					
1868.....	1,562,488 92					
1869.....	1,952,795 58					
1870.....	2,001,462 24					
1871.....	2,349,641 82					
1872.....	2,625,581 82					
1873.....	2,909,795 15					
1874.....	3,196,928 48					
1875.....	3,496,715 14					
1876.....	3,655,855 14	187,366 66				
1877.....	3,655,855 14	582,053 33				
1878.....	3,655,855 14	986,959 99				
1879.....	3,655,855 14	1,410,025 75				
1880.....	3,655,855 14	1,833,218 29				
1881.....	3,911,841 80	1,980,678 29				
1882.....	4,098,329 87	2,212,402 09				
1883.....	4,536,816 54	2,229,435 42				
1884.....	4,796,209 87	2,451,842 09				
1885.....			7,297,205 29	494,015 64		
1886.....			7,554,167 17	747,034 83		
1887.....			7,851,505 94	941,005 76		
1888.....	<i>Canada</i>		8,069,899 85	1,230,999 45	222,666 29	
1889.....	<i>Reduced Loan,</i>		8,069,899 85	1,230,999 45	784,870 27	
1890.....	3¾ per cent		8,118,566 52	1,279,666 11	1,261,575 25	
1891.....	after 1908.		8,221,739 85	1,314,204 40	1,711,525 25	
1892.....			8,271,785 40	1,314,204 40	2,284,455 27	
1893.....			8,271,785 40	1,314,204 40	2,929,527 08	
1894.....			8,324,248 47	1,314,204 40	3,528,781 23	
1895.....			8,649,408 42	1,314,204 40	3,813,641 80	
1896.....	17,520 00		8,705,375 09	1,348,271 07	4,346,951 69	
1897.....	17,520 00		9,013,960 29	1,358,004 40	4,672,541 03	
1898.....	17,520 00		9,077,226 95	1,358,004 40	4,675,257 32	688,299 06
1899.....	17,520 00		9,077,226 95	1,358,004 40	4,933,966 82	1,203,499 43
1900.....	17,520 00		9,229,336 42	1,530,510 49	5,161,262 91	1,400,918 66
1901.....	36,986 67		9,750,729 23	1,562,249 19	5,347,748 65	1,400,918 66
1902.....	47,693 34		10,056,896 14	1,622,726 46	5,687,319 88	1,476,351 99
1903.....	65,700 01		10,433,435 28	1,829,515 79	5,899,023 79	1,476,351 99
1904.....			10,506,532 43	2,451,059 86	6,094,946 26	1,476,351 99
1905.....			9,021,109 36	621,544 08	10,031,919 18	1,722,121 38
1906.....			9,415,112 93	621,544 08	10,372,793 96	1,906,041 19
1907 (9 mos.).....			9,623,445 08	699,195 60	10,565,920 73	1,906,041 19
1908.....			10,507,062 54	721,095 60	10,590,254 06	1,917,775 54
1909.....	634,733 87		10,548,661 52	1,015,414 07	10,590,254 06	1,917,775 54
1910.....						
1911.....						
1912.....						
1913.....						
1914.....						
1915.....						
1916.....						
1917.....						

8 GEORGE V, A. 1918

TABLE VI.—ASSETS of Canada from July 1, 1867, to March 31, 1917—*Con.*

Year.	SINKING FUNDS— <i>Continued.</i>					
	Intercolonial Railway Loan.					
	6 per cent.	5 per cent.	4 per cent.	3½ per cent.	3 per cent.	2½ per cent.
	\$ cts.	\$ cts.	\$ cts.	\$ cts.	\$ cts.	\$ cts.
1867.....						
1868.....						
1869.....		36,500 00				
1870.....		114,366 67				
1871.....	24,333 33	163,520 00				
1872.....	92,953 33	163,520 00				
1873.....	161,086 65	163,520 00				
1874.....	265,719 98	222,406 67				
1875.....	401,013 32	222,406 67				
1876.....	401,013 32	252,093 33	210,726 67			
1877.....	401,013 32	252,093 33	415,613 34			
1878.....	390,306 66	252,093 33	659,433 35			
1879.....	319,253 33	252,093 33	971,873 35			
1880.....	296,866 67	252,093 33	1,226,886 68			
1881.....	224,840 00	252,093 33	1,527,160 01			
1882.....	189,800 00	321,200 00	1,717,933 34			
1883.....	162,546 67	467,200 00	1,838,140 00			
1884.....	100,740 01	503,700 00	2,114,566 66			
1885.....	100,740 01	242,360 00	2,493,193 32	159,626 67		
1886.....	32,606 68	242,360 00	2,760,373 32	237,493 34		
1887.....	32,120 01	242,360 00	2,987,159 98	286,160 01		
1888.....	26,766 69	242,360 00	3,126,346 64	432,160 01	76,943 13	
1889.....	17,033 35	242,360 00	3,277,213 31	432,160 01	230,636 79	
1890.....	7,300 02	242,360 00	3,440,733 30	432,160 01	383,635 78	
1891.....		242,360 00	3,672,873 29	444,214 29	485,787 11	
1892.....		242,360 02	3,678,713 29	444,214 29	841,685 89	
1893.....		242,360 02	3,678,713 29	444,214 29	1,212,712 08	
1894.....		242,360 02	3,678,713 29	513,987 08	1,515,943 83	
1895.....		242,360 02	3,743,458 08	513,987 08	1,815,154 04	
1896.....		242,360 02	3,743,458 08	513,987 08	2,188,282 06	
1897.....		242,360 02	3,743,458 08	513,987 08	2,569,970 83	
1898.....		242,360 02	3,743,458 08	513,987 08	2,817,682 26	156,991 99
1899.....		242,360 02	3,743,458 08	513,987 08	2,961,729 77	451,352 85
1900.....		242,360 02	3,743,458 08	513,987 08	3,107,864 33	757,936 50
1901.....		242,360 02	3,743,458 08	513,987 08	3,443,899 45	874,481 61
1902.....		242,360 02	3,743,458 08	513,987 08	3,775,149 97	1,003,867 71
1903.....		242,360 02	3,743,458 08	513,987 08	4,134,273 37	1,113,502 28
1904.....			2,127,225 13		2,920,000 00	
1905.....			2,132,229 91		3,170,489 55	
1906.....			2,241,517 95	433 09	3,229,638 36	98,831 17
1907 (9 mos.).....			2,370,252 54	433 09	3,229,638 36	98,831 78
1908.....						
1909.....						
1910.....						
1911.....						
1912.....						
1913.....						
1914.....						
1915.....						
1916.....						
1917.....						

SESSIONAL PAPER No. 2

TABLE VI.—ASSETS of Canada from July 1, 1867, to March 31, 1917—*Con.*

Year.	SINKING FUNDS— <i>Continued.</i>					
	Rupert's Land Loan.					
	6 per cent.	5 per cent.	4 per cent.	3½ per cent.	3 per cent.	2½ per cent.
	\$ cts.	\$ cts.	\$ cts.	\$ cts.	\$ cts.	\$ cts.
1867.....						
1868.....						
1869.....						
1870.....						
1871.....						
1872.....	34,553 33					
1873.....	50,126 65					
1874.....	66,673 32					
1875.....	75,433 32		10,706 66			
1876.....	75,433 32		32,119 99			
1877.....	75,433 32		53,533 32			
1878.....	70,566 65		84,193 32			
1879.....	69,106 65		110,473 32			
1880.....	69,106 65		134,806 65			
1881.....	57,913 32		170,333 32			
1882.....	47,693 32	6,813 32	197,586 67			
1883.....	25,793 32	21,413 32	229,220 00			
1884.....		32,606 65	269,613 32			
1885.....			315,359 97	15,086 67		
1886.....			336,286 63	22,386 67		
1887.....			357,699 96	29,700 07		
1888.....			379,113 29	37,000 07		
1889.....			394,199 95	37,000 07	15,400 47	
1890.....			410,746 62	37,000 07	30,628 64	
1891.....			431,186 62	37,000 07	46,037 49	
1892.....			435,068 86	37,000 07	79,117 23	
1893.....			435,068 86	37,000 07	117,488 17	
1894.....			435,068 86	37,000 07	156,960 36	
1895.....			435,068 86	37,000 07	195,669 69	
1896.....			435,068 86	37,000 07	234,183 35	
1897.....			435,068 86	37,000 07	274,036 24	
1898.....			435,068 86	37,000 07	306,891 43	8,066 30
1899.....			435,068 86	37,000 07	313,964 81	46,908 58
1900.....			435,068 86	37,000 07	321,210 22	86,975 25
1901.....			442,190 82	37,000 07	350,803 49	96,762 47
1902.....			442,190 82	37,000 07	382,186 30	113,545 61
1903.....			449,347 43	37,000 07	422,510 00	113,545 61
1904.....						
1905.....						
1906.....						
1907 (9 mos.).....						
1908.....						
1909.....						
1910.....						
1911.....						
1912.....						
1913.....						
1914.....						
1915.....						
1916.....						
1917.....						

8 GEORGE V, A. 1918

TABLE VI.—ASSETS of Canada, from July 1, 1867, to March 31, 1917—*Continued.*

Year.	SINKING FUNDS— <i>Continued.</i>				
	British Columbia.				
	6 per cent.	5 per cent.	4 per cent.	3½ per cent.	3 per cent.
	\$ cts.	\$ cts.	\$ cts.	\$ cts.	\$ cts.
1867.....					
1868.....					
1869.....					
1870.....					
1871.....					
1872.....	356,726 67	177,146 67			
1873.....	227,273 34	86,626 67			
1874.....	273,993 34	86,626 67			
1875.....	320,713 34	86,626 67			
1876.....	370,353 34	86,626 67			
1877.....	411,720 00	93,440 01	4,866 67		
1878.....	404,420 00	126,533 34	38,933 34		
1879.....	306,113 33	126,533 34	212,186 68		
1880.....	272,046 67	123,613 34	314,873 34		
1881.....	246,740 00	123,613 34	404,906 68		
1882.....	149,406 67	123,613 34	557,233 34		
1883.....	85,653 34	37,473 34	191,746 67		
1884.....	34,066 68	37,473 34	259,880 00		
1885.....	34,066 68	20,440 00	283,986 12	7,804 74	
1886.....	34,066 68	20,440 00	291,084 09	10,441 72	
1887.....	34,066 68	20,440 00	291,084 09	30,535 01	
1888.....	34,066 68	20,440 00	296,282 91	40,478 96	
1889.....	973 35	18,006 67	305,990 00	47,078 45	
1890.....	973 35	17,520 00	305,990 00	49,145 38	13 774 36
1891.....	973 35	17,520 00	305,990 00	49,460 48	29,331 91
1892.....	973 35	17,520 00	305,990 00	62,145 55	33,110 98
1893.....	973 35	17,520 00	305,990 00	71,277 64	41,655 20
1894.....					
1895.....					
1896.....					
1897.....					
1898.....					
1899.....					
1900.....					
1901.....					
1902.....					
1903.....					
1904.....					
1905.....					
1906.....					
1907 (9 mos.).....					
1908.....					
1909.....					
1910.....					
1911.....					
1912.....					
1913.....					
1914.....					
1915.....					
1916.....					
1917.....					

SESSIONAL PAPER No. 2

TABLE VI.—ASSETS of Canada, from July 1, 1867, to March 31, 1917—
Continued.

Year.	SINKING FUNDS— <i>Continued.</i>				
	Dominion Loan, 1874.				
	5 per cent.	4 per cent.	3½ per cent.	3 per cent.	2½ per cent.
	\$ cts.	\$ cts.	\$ cts.	\$ cts.	\$ cts.
1867...					
1868...					
1869...					
1870...					
1871...					
1872...					
1873...					
1874...					
1875...		54,506 66			
1876...		165,466 66			
1877...		278,860 00			
1878...	54,020 00	337,746 67			
1879...	54,020 00	460,139 16			
1880...	54,020 00	584,725 83			
1881...	54,020 00	705,905 83			
1882...	115,826 67	767,914 22			
1883...	251,120 00	767,914 22			
1884...	393,713 33	767,914 22			
1885...	54,020 00	1,181,094 22	82,413 14		
1886...	54,020 00	1,261,270 91	161,064 23		
1887...	54,020 00	1,383,423 96	196,590 89		
1888...	54,020 00	1,547,298 47	196,590 89		
1889...	54,020 00	1,547,298 47	196,590 89	177,233 28	
1890...	54,020 00	1,547,298 47	196,590 89	382,762 98	
1891...	54,020 00	1,558,005 14	199,813 78	560,862 47	
1892...	54,020 00	1,558,005 14	199,813 78	762,119 33	
1893...	54,020 00	1,558,005 14	199,813 78	968,495 42	
1894...	54,020 00	1,558,005 14	199,813 78	1,180,488 98	
1895...	54,020 00	1,651,742 51	199,813 78	1,285,423 06	
1896...	54,020 00	1,751,668 15	199,813 78	1,383,804 53	
1897...	54,020 00	1,946,124 76	199,813 78	1,395,669 97	
1898...	54,020 00	1,979,168 62	199,813 78	1,398,058 04	206,268 39
1899...	54,020 00	1,979,168 39	199,813 78	1,413,511 51	444,455 11
1900...	54,020 00	2,104,771 39	203,176 05	1,477,503 39	494,227 22
1901...	54,020 00	2,254,874 04	203,176 05	1,575,738 37	494,227 22
1902...	54,020 00	2,354,354 82	203,176 05	1,661,774 79	572,580 55
1903...	57,913 33	2,614,388 56	203,176 05	1,662,815 73	572,580 55
1904...					
1905...					
1906...					
1907 (9 mois)...					
1908...					
1909...					
1910...					
1911...					
1912...					
1913...					
1914...					
1915...					
1916...					
1917...					

8 GEORGE V, A. 1918

TABLE VI.—ASSETS of Canada, from July 1, 1867, to March 31, 1917—
Continued.

Year.	SINKING FUNDS— <i>Continued.</i>				
	Dominion Loan, 1875.				
	5 per cent.	4 per cent.	3½ per cent.	3 per cent.	2½ per cent.
	\$ cts.	\$ cts.	\$ cts.	\$ cts.	\$ cts.
1867					
1868					
1869					
1870					
1871					
1872					
1873					
1874					
1875					
1876					
1877					
1878	12,653 33	54,506 66			
1879	12,653 33	81,009 13			
1880	12,653 33	113,507 33			
1881	12,653 33	142,707 33			
1882	19,953 33	164,894 95			
1883	52,073 33	164,894 94			
1884	73,973 33	177,061 61			
1885	12,653 33	255,901 61	19,826 60		
1886	12,653 33	274,769 41	38,621 85		
1887	12,653 33	312,447 80	38,621 85		
1888	12,653 33	351,651 61	38,621 85		
1889	12,653 33	351,651 61	38,621 85	42,399 38	
1890	12,653 33	351,651 61	38,621 85	91,150 98	
1891	12,653 33	354,571 61	38,718 66	134,082 04	
1892	12,653 33	354,571 61	38,718 66	182,214 96	
1893	12,653 33	354,571 61	38,718 66	231,547 40	
1894	12,653 33	354,571 61	38,718 66	282,260 91	
1895	12,653 33	376,766 80	38,718 66	307,346 54	
1896	12,653 33	391,506 65	38,718 66	340,865 19	
1897	12,653 33	435,114 14	38,718 66	346,341 13	
1898	12,653 33	438,519 02	38,718 66	346,907 02	54,080 01
1899	12,653 33	438,519 02	38,718 66	374,557 27	84,160 34
1900	12,653 33	443,385 68	39,370 19	408,896 88	103,092 20
1901	12,653 33	484,700 48	39,370 19	426,234 40	103,092 20
1902	12,653 33	525,082 00	39,370 19	446,239 65	103,092 20
1903	12,653 33	569,120 48	39,995 09	464,751 52	103,092 20
1904		649,672 61	39,995 09	464,751 52	103,092 20
1905		939,613 01		287,174 80	101,497 50
1906					
1907 (9 n.os.)					
1908					
1909					
1910					
1911					
1912					
1913					
1914					
1915					
1916					
1917					

SESSIONAL PAPER No. 2

TABLE VI.—ASSETS of Canada, from July 1, 1867, to March 31, 1917—
Continued.

Year.	SINKING FUNDS— <i>Continued.</i>					
	War Loan 1915-25.	Dominion Guaranteed Loan, 1875-78.				
	5 per cent.	5 per cent. 3½ per cent. after 1908.	4 per cent.	3½ per cent.	3 per cent.	2½ per cent.
	\$ cts.	\$ cts.	\$ cts.	\$ cts.	\$ cts.	\$ cts.
1867						
1868						
1869						
1870						
1871						
1872						
1873						
1874						
1875						
1876			54,020 00			
1877			163,033 32			
1878			208,780 00			
1879			336,286 67			
1880			506,133 33			
1881			672,573 34			
1882		19,953 33	820,519 99			
1883		165,953 33	854,586 67			
1884		311,953 33	897,413 34			
1885			1,264,360 00	156,706 67		
1886			1,405,006 67	237,006 66		
1887			1,546,626 65	315,019 52		
1888			1,695,546 65	392,886 19		
1889			1,771,466 65	392,886 19	164,274 40	
1890			1,856,146 66	392,886 19	326,714 64	
1891			1,970,513 32	392,886 19	491,077 85	
1892			1,995,831 08	441,552 86	693,976 64	
1893			1,995,831 08	441,552 86	986,873 10	
1894			1,995,831 08	441,552 86	1,288,281 04	
1895			1,995,831 08	441,552 86	1,583,797 19	
1896			1,995,831 08	441,552 86	1,877,404 50	
1897			1,995,831 08	441,552 86	2,181,194 75	
1898			1,995,831 08	441,552 86	2,409,564 17	86,040 27
1899			1,995,831 08	441,552 86	2,485,457 46	358,111 58
1900			1,995,831 08	441,552 86	2,510,088 81	698,768 06
1901			2,069,483 20	441,552 86	2,737,369 82	747,060 46
1902			2,069,483 20	441,552 86	2,995,939 89	853,785 93
1903			2,144,757 21	441,552 86	3,280,579 61	853,785 93
1904			198,666 15	139,735 84	4,854,096 14	2,080,833 99
1905			274,448 79	139,735 84	5,157,376 74	2,080,833 99
1906			375,293 94	139,735 84	5,358,483 50	2,175,093 11
1907 (9 mos.)			570,155 89	139,735 84	5,438,717 23	2,175,093 11
1908			865,561 05	166,931 56	5,438,717 23	2,271,622 51
1909		325,309 13	581,287 69	253,551 54	5,438,717 23	2,628,540 61
1910		325,309 13	581,287 69	498,874 25	5,438,717 23	2,860,060 17
1911					5,308,365 00	
1912					5,575,280 81	
1913					5,858,448 69	
1914						
1915						
1916						
1917	250,300 00					

8 GEORGE V, A. 1918

TABLE VI.—ASSETS of Canada,⁷ from July 1, 1867, to March 31, 1917—*Continued.*

Year.	SINKING FUNDS—Continued.					
	Dominion loan of 1940-60.	Dominion loan of 1876.				
	—	5 per cent.	4 per cent.	3½ per cent.	3 per cent.	2½ per cent.
	\$ cts.	\$ cts.	\$ cts.	\$ cts.	\$ cts.	\$ cts.
1867						
1868						
1869						
1870						
1871						
1872						
1873						
1874						
1875						
1876						
1877						
1878		30,660 00	32,606 67			
1879		30,660 00	101,108 99			
1880		30,660 00	170,591 89			
1881		30,660 00	238,725 22			
1882		65,356 79	273,641 60			
1883		141,276 79	273,641 60			
1884		201,136 79	293,594 93			
1885		30,660 00	505,438 39	45,855 47		
1886		30,660 00	550,089 92	89,945 09		
1887		30,660 00	638,483 85	89,945 09		
1888		30,660 00	730,448 17	89,945 09		
1889		30,660 00	730,448 17	89,945 09	99,461 82	
1890		30,660 00	730,448 17	89,945 09	214,356 67	
1891		30,660 00	736,288 17	91,873 87	314,350 06	
1892		30,660 00	736,288 17	91,873 87	427,274 99	
1893		30,660 00	736,288 17	91,873 87	542,968 72	
1894		30,660 00	736,288 17	91,873 87	661,926 41	
1895		30,660 00	812,270 40	91,873 87	694,400 85	
1896		30,660 00	845,387 38	91,873 87	773,264 52	
1897		30,660 00	909,336 66	91,873 87	826,969 61	
1898		30,660 00	928,669 94	91,873 87	828,298 33	114,573 24
1899		30,660 00	928,669 94	91,873 87	893,069 39	185,094 20
1900		30,660 00	998,287 57	93,419 81	938,411 36	202,356 92
1901		30,660 00	1,071,294 46	93,419 81	1,002,360 98	204,174 64
1902		30,660 00	1,203,782 48	93,419 81	1,011,566 16	204,174 64
1903		30,660 00	1,308,220 91	93,419 81	1,055,721 30	204,174 64
1904			1,502,351 49	93,419 81	1,055,721 30	204,174 64
1905			2,594,283 14		227,205 72	204,174 64
*906			2,771,832 73		227,205 72	204,174 64
1907 (9 mos)						
1908						
1909						
1910						
1911						
1912						
1913						
1914	84,844 61					
1915	541,914 23					
1916	1,068,111 21					
1917	1,397,815 02					

SESSIONAL PAPER No. 2

TABLE VI.—ASSETS of Canada, from July 1, 1867, to March 31, 1917—*Continued.*

Year.	SINKING FUNDS—Continued.					Dominion loan of 1930-50.
	Dominion loan of 1878-79.					
	5 per cent.	4 per cent.	3½ per cent.	3 per cent.	2½ per cent.	
	\$ cts.	\$ cts.	\$ cts.	\$ cts.	\$ cts.	\$ cts.
1867						
1868						
1869						
1870						
1871						
1872						
1873						
1874						
1875						
1876						
1877						
1878						
1879		19,173 12				
1880		95,714 11				
1881		207,160 77				
1882	28,226 67	292,432 20				
1883	120,693 33	324,065 54				
1884	177,146 67	397,552 20				
1885		641,858 87	74,825 47			
1886		713,412 64	146,956 40			
1887		858,023 34	146,956 40			
1888		1,008,477 37	146,956 40			
1889		1,008,477 37	146,956 40	162,717 70		
1890		1,008,477 37	146,956 40	348,495 80		
1891		1,017,237 37	149,642 33	513,437 05		
1892		1,017,237 37	149,642 33	698,101 20		
1893		1,017,237 37	149,642 33	887,400 48		
1894		1,017,237 37	149,642 33	1,082,012 19		
1895		1,130,751 66	149,642 33	1,146,809 71		
1896		1,187,718 37	149,642 33	1,272,283 24		
1897		1,306,204 07	149,642 33	1,343,574 62		
1898		1,321,827 11	149,642 33	1,344,633 99	198,897 60	
1899		1,321,827 11	149,642 33	1,409,449 40	360,962 51	
1900		1,412,657 44	152,160 34	1,476,746 55	421,104 08	
1901		1,573,155 23	152,160 34	1,519,952 31	443,619 69	
1902		1,739,824 29	152,160 34	1,585,057 88	443,619 69	
1903		1,956,755 71	152,160 34	1,609,391 22	443,619 69	
1904		2,222,540 15	152,160 34	1,609,391 22	443,619 69	
1905		3,932,238 98		366,309 15	404,686 34	
1906		3,951,974 05		631,921 43	419,004 15	
1907 (9 mos.)		4,091,259 89		648,661 59	419,004 15	
1908		4,161,552 62	111,933 33	648,661 59	577,001 55	
1909						
1910						178,760 65
1911						697,023 48
1912						1,290,201 29
1913						2,037,803 61
1914						2,894,877 94
1915						3,733,178 00
1916						4,619,028 21
1917						5,143,572 94

8 GEORGE V, A. 1918

TABLE VI.—ASSETS of Canada, from July 1, 1867, to March 31, 1917—*Continued.*

Year.	SINKING FUNDS— <i>Concluded.</i>					Sinking Fund, Inscription, Special Account, 4 per cent.	Special Circulation Account.
	Dominion Loan of 1884.						
	4 per cent.	3½ per cent.	3 per cent.	2½ per cent.	3¾ per cent.		
	\$ cts.	\$ cts.	\$ cts.	\$ cts.	\$ cts.	\$ cts.	\$ cts.
1867.....							
1868.....							
1869.....							
1870.....							
1871.....							
1872.....							
1873.....							533,226 66
1874.....							247,553 87
1875.....						1,094,999 99	
1876.....							
1877.....							
1878.....							
1879.....							
1880.....							
1881.....							
1882.....							
1883.....							
1884.....							
1885.....		65,854 33					
1886.....		197,405 74					
1887.....	129,860 67	197,405 74					
1888.....	264,968 66	197,405 74					
1889.....	264,968 66	197,405 74	146,339 74				
1890.....	264,968 66	197,405 74	303,549 02				
1891.....	268,861 99	198,924 08	456,931 06				
1892.....	268,861 99	198,924 08	622,789 30				
1893.....	268,861 99	198,924 08	792,559 94				
1894.....	268,861 99	198,924 08	965,885 24				
1895.....	345,503 54	198,924 08	1,050,633 30				
1896.....	396,711 63	198,924 08	1,167,613 96				
1897.....	454,652 45	244,287 98	1,234,046 38				
1898.....	493,585 78	244,287 98	1,234,091 64	156,107 23			
1899.....	493,585 78	244,287 98	1,283,104 87	309,836 44			
1900.....	493,585 78	325,949 11	1,387,127 29	319,069 56			
1901.....	505,521 89	466,062 56	1,436,038 69	319,069 56			
1902.....	583,218 84	492,193 54	1,525,247 03	331,236 23			
1903.....	634,809 07	614,252 64	1,564,993 48	331,236 23			
1904.....	638,795 36	845,512 73	1,564,993 48	331,236 23			
1905.....	180,336 47	3,169,900 86	121,573 26	151,691 68			
1906.....	280,577 29	3,169,900 86	268,115 28	157,183 65			
1907 (9 mos.)...	398,261 93	3,174,982 67	274,738 06	157,183 65			
1908.....	650,558 05	3,179,362 67	274,738 06	167,381 10			
1909.....	425,398 17	3,310,488 30	274,738 06	345,486 87	225,159 88		
1910.....	355,602 48	3,532,112 04	274,738 06	511,991 61	225,159 88		
1911.....	305,024 04	3,874,523 83	274,738 06	511,991 61	225,159 88		
1912.....	120,693 34	4,355,217 07	274,738 06	511,991 61	225,159 88		
1913.....		4,809,425 57	274,738 06	511,991 61	225,159 88		
1914.....		5,153,382 88	274,738 06	511,991 61	225,159 88		
1915.....	199,480 02	5,294,124 71	274,738 06	511,991 61	225,159 88	10,220 00	
1916.....	235,020 31	5,337,291 68	274,738 06	511,991 61	234,893 21	282,753 33	
1917.....	235,020 31	5,369,058 42	586,920 23	511,991 61	392,962 55	345,046 67	

SESSIONAL PAPER No. 2

TABLE VI.—ASSETS of Canada, from July 1, 1867, to March 31, 1917—*Concluded.*

Year.	Sterling Debentures.	St. John Bridge and Railway Extension Co. 4 per cent.	Three Rivers Harbour Debentures 4 per cent.	Toronto Roads, 6 per cent.	York Roads 6 per cent.	Total Assets.
	\$ cts.	\$ cts.	\$ cts.	\$ cts.	\$ cts.	\$ cts.
1867.....				18,883 00		17,317,410 36
1868.....				17,183 00		21,139,531 46
1869.....	14,600 00			12,803 00		36,502,679 19
1870.....	14,600 00			7,263 00		37,783,964 31
1871.....						37,786,165 11
1872.....					31,500 00	40,213,107 32
1873.....					28,000 00	30,929,636 89
1874.....					21,000 00	32,838,586 91
1875.....					21,000 00	35,655,023 60
1876.....					21,000 00	36,653,173 98
1877.....					14,000 00	41,440,525 94
1878.....					7,000 00	34,595,199 05
1879.....					7,000 00	36,493,683 85
1880.....					7,000 00	42,182,852 07
1881.....					7,000 00	44,465,757 11
1882.....					7,000 00	51,703,601 19
1883.....					7,000 00	43,692,389 84
1884.....		143,600 00			7,000 00	60,320,565 95
1885.....		278,800 00				68,295,915 29
1886.....		433,900 00	81,557 97			50,005,234 02
1887.....		433,900 00	81,760 97			45,872,850 99
1888.....		433,900 00	81,760 97			49,982,483 73
1889.....		433,900 00	81,760 97			50,192,021 11
1890.....		433,900 00	81,760 97			48,579,083 33
1891.....		433,900 00	81,760 97			52,090,199 11
1892.....		433,900 00	81,760 97			54,201,839 66
1893.....		433,900 00	81,760 97			58,373,485 13
1894.....		433,900 00	81,760 97			62,164,994 48
1895.....		433,900 00	81,760 97			64,973,827 78
1896.....		433,900 00	81,760 97			67,220,103 96
1897.....		433,900 00	81,760 97			70,991,534 87
1898.....		433,900 00	81,760 97			74,419,585 32
1899.....		433,900 00	81,760 97			78,886,363 90
1900.....		433,900 00	81,760 97			80,713,173 03
1901.....		433,900 00	81,760 97			86,252,428 83
1902.....		433,900 00	81,760 97			94,529,886 97
1903.....		433,900 00	81,760 97			99,737,109 50
1904.....		433,900 00	81,760 97			104,094,793 57
1905.....		433,900 00	81,760 97			111,454,413 20
1906.....		433,900 00	81,760 97			125,226,702 64
1907 (9 mos.).....		433,900 00	81,760 97			116,294,966 13
1908.....		433,900 00	81,760 97			130,246,298 41
1909.....		433,900 00	81,760 97			154,605,147 85
1910.....		433,900 00	81,760 97			134,394,499 66
1911.....		433,900 00	81,760 97			134,899,435 39
1912.....		433,900 00	81,760 97			168,419,131 06
1913.....		433,900 00	81,760 97			168,930,929 56
1914.....		433,900 00	81,760 97			208,394,518 72
1915.....		433,900 00	81,760 97			251,097,731 16
1916.....		433,900 00	81,760 97			321,831,631 40
1917.....		433,900 00	81,760 97			502,816,969 89

8 GEORGE V, A. 1918

TABLE VII.—Comparative Statement of Receipts from Consolidated Fund,
from July 1, 1867, to March 31, 1917.

Year.	RECEIPTS FROM TAXES.					Bank Imports.
	Customs.	Chinese Revenue.	Excise.	Bill Stamps.	Total Receipts from Taxes.	
	\$ cts.	\$ cts.	\$ cts.	\$ cts.	\$ cts.	\$ cts.
1867-68..	8,578,380 09	3,002,588 16	119,712 83	11,700,681 08	11,689 44
1868-69..	8,272,879 78	2,710,028 42	129,664 81	11,112,573 01	18,193 09
1869-70..	9,334,212 98	3,619,622 47	134,047 22	13,087,882 67	15,443 17
1870-71..	11,841,104 56	4,295,944 72	183,319 42	16,320,368 70	39,588 96
1871-72..	12,787,982 02	4,735,651 65	191,918 37	17,715,552 04	7,068 56
1872-73..	12,954,164 05	4,460,681 81	201,708 92	17,616,554 78	3,819 12
1873-74..	14,325,192 64	5,594,903 84	209,088 69	20,129,185 17	3,946 73
1874-75..	15,351,011 56	5,069,687 21	244,180 19	20,664,878 96	3,806 90
1875-76..	12,823,837 94	5,563,487 12	227,089 96	18,614,415 02	2,207 07
1876-77..	12,546,987 99	4,941,897 91	209,038 92	17,697,924 82	2,487 60
1877-78..	12,782,824 35	4,858,671 63	200,442 21	17,841,938 19	3,114 91
1878-79..	12,900,659 29	5,390,763 17	185,190 89	18,476,613 35	2,853 03
1879-80..	14,071,343 13	4,232,427 16	175,806 15	18,479,576 44	3,086 74
1880-81..	18,406,092 13	5,343,022 09	193,024 73	23,942,138 95	4,057 74
1881-82..	21,581,570 05	5,884,859 95	82,616 45	27,549,046 45	5,179 13
1882-83..	23,009,582 48	6,260,116 33	29,269,698 81	4,566 65
1883-84..	20,023,890 14	5,459,309 05	25,483,199 19	1,923 35
1884-85..	18,935,428 10	6,449,101 22	25,384,529 32
1885-86..	19,362,308 26	11,243 00	5,852,904 95	25,226,456 21
1886-87..	22,373,951 28	4,849 50	6,308,201 15	28,687,001 93
1887-88..	22,091,681 82	14,244 50	6,071,486 86	28,177,413 18
1888-89..	23,639,413 33	27,370 50	6,886,738 68	30,613,522 51
1889-90..	23,913,545 60	55,408 00	7,618,118 13	31,587,071 73
1890-91..	23,305,218 27	94,082 50	6,914,850 38	30,314,151 15
1891-92..	20,361,382 36	139,677 00	7,945,097 95	28,446,157 31
1892-93..	20,910,662 47	43,341 00	8,367,363 95	29,321,267 42
1893-94..	19,119,030 20	79,084 00	8,381,088 89	27,573,203 09
1894-95..	17,585,741 00	54,725 00	7,805,732 71	25,446,198 71
1895-96..	19,766,741 48	66,538 00	7,926,005 94	27,759,285 42
1896-97..	19,386,277 69	91,969 50	9,170,378 92	28,648,626 11
1897-98..	21,622,788 75	82,104 00	7,871,562 89	29,576,455 64
1898-99..	25,150,744 68	166,097 00	9,641,227 53	34,958,069 21
1899-1900	28,219,458 14	154,689 50	9,868,075 35	38,242,222 99
1900-01..	28,293,930 25	131,354 00	10,318,266 03	38,743,550 28
1901-02..	31,916,393 97	275,584 50	11,197,133 40	43,389,111 87
1902-03..	36,738,032 90	263,694 00	12,013,779 00	49,015,505 90
1903-04..	40,461,590 74	241,020 00	12,958,708 10	53,661,318 84
1904-05..	41,437,568 60	- 3,920 00	12,586,474 80	54,020,123 40
1905-06..	46,053,376 89	11,221 00	14,010,220 30	60,074,818 19
1906-07..	39,717,078 53	43,094 00	11,805,413 21	51,565,585 74
(9 mos.)..	57,200,276 25	343,535 00	15,782,151 68	73,325,962 93
1907-09..	47,088,444 10	326,881 00	14,937,768 02	62,353,093 12
1908-10..	59,767,680 98	388,453 00	15,253,352 65	75,409,486 63
1909-11..	71,833,088 46	1,127,306 00	16,869,837 36	89,833,231 82
1911-12..	85,051,872 18	1,534,270 25	19,261,661 97	105,847,804 40
1912-13..	111,764,698 73	1,790,214 34	21,447,444 94	135,002,358 01
1913-14..	104,691,238 43	1,334,791 98	21,462,036 88	127,478,067 29
1914-15..	75,941,219 72	294,490 17	21,479,730 79	97,715,440 68
1915-16..	98,649,409 48	- 31,713 75	22,428,491 58	121,046,187 31
1916-17..	134,043,842 14	86,924 50	24,412,348 06	158,543,114 70

SESSIONAL PAPER No. 2

TABLE VII.—Comparative Statement of Receipts from Consolidated Fund, etc.—*Continued.*

Year.	Casual.	Cullers' Fees.	Dominion Lands.	Dominion Steamers.	Electric Light Inspection.
	\$ cts.	\$ cts.	\$ cts.	\$ cts.	\$ cts.
1867-68.....	6,936 84	69,797 01			
1868-69.....	6,683 09	58,376 76			
1869-70.....	6,272 80	69,475 10			
1870-71.....	5,663 84	61,197 08			
1871-72.....	5,691 24	76,665 79			
1872-73.....	30,758 58	81,038 35	26,239 45	24,732 72	
1873-74.....	75,823 50	92,771 93	29,980 80	12,449 20	
1874-75.....	28,613 96	78,966 22	27,641 15	2,975 12	
1875-76.....	84,092 45	57,125 57	8,545 94	12,439 84	
1876-77.....	20,554 59	74,216 34	3,799 86	5,509 31	
1877-78.....	69,201 37	53,521 38	19,424 86	2,285 83	
1878-79.....	17,569 42	24,715 45	23,828 09	1,612 09	
1879-80.....	46,497 88	27,092 63	120,479 43	5,282 40	
1880-81.....	154,041 64	36,176 56	131,124 02	7,050 33	
1881-82.....	119,222 18	45,753 34		16,744 60	
1882-83.....	127,419 94	40,162 93		7,327 06	
1883-84.....	86,941 81	37,062 71		8,598 90	
1884-85.....	55,786 22	31,732 37		20,007 68	
1885-86.....	97,642 47	27,141 05		5,617 34	
1886-87.....	129,294 20	23,202 89	191,781 78	8,701 37	
1887-88.....	171,086 65	16,827 42	217,083 07	9,163 51	
1888-89.....	114,456 83	20,861 89	237,820 61	16,367 05	
1889-90.....	152,930 01	18,223 69	220,141 00	10,721 82	
1890-91.....	99,328 79	16,733 14	264,592 28	16,011 02	
1891-92.....	219,194 38	14,357 37	322,796 38	7,255 22	
1892-93.....	139,456 34	10,944 72	285,596 07	15,006 47	
1893-94.....	201,941 47	12,066 24	210,096 50	14,638 96	
1894-95.....	89,145 34	7,106 57	167,869 58	9,534 74	
1895-96.....	210,557 66	11,405 02	166,256 49	11,414 02	8,066 25
1896-97.....	119,210 65	10,428 12	172,513 65	9,982 19	6,805 25
1897-98.....	243,940 61	16,767 07	975,792 37	8,859 53	9,408 25
1898-99.....	214,443 98	11,626 63	1,532,590 58	12,579 75	11,378 25
1899-1900.....	469,568 36	8,154 74	1,388,023 78	13,467 76	14,366 75
1900-01.....	562,923 15	8,270 78	1,517,319 52	19,527 28	15,363 02
1901-02.....	360,151 37	11,199 55	1,227,976 75	11,307 65	21,428 75
1902-03.....	840,758 82	7,273 06	1,695,591 63	16,086 35	23,869 75
1903-04.....	818,742 80	9,449 25	1,443,022 67	21,402 31	23,257 75
1904-05.....	387,749 15	8,218 62	1,292,301 14	20,244 79	27,999 50
1905-06.....	876,871 12	1,335 43	1,668,162 35	24,606 86	35,099 75
1906-07 (9 mos.).....	845,146 20	2,329 91	1,443,632 03	22,277 36	25,930 50
1907-08.....	715,473 71	4,850 20	1,883,619 88	38,210 89	42,316 45
1908-09.....	629,832 62	4,783 88	2,153,254 61	28,012 15	44,139 25
1909-10.....	1,223,450 93	3,637 96	2,885,999 67	27,260 71	46,515 50
1910-11.....	1,898,520 68	2,684 64	3,108,735 50	24,744 28	59,808 00
1911-12.....	1,574,596 06	3,480 24	3,775,856 97	36,034 70	66,510 10
1912-13.....	1,645,397 86	4,039 04	3,402,026 63	38,017 49	75,307 30
1913-14.....	1,505,132 51	1,799 40	3,036,030 32	28,710 88	80,441 45
1914-15.....	1,602,619 27	3,114 54	2,839,714 59	35,579 88	82,440 20
1915-16.....	1,323,124 09	1,737 07	2,299,550 47	35,070 88	70,451 75
1916-17.....	2,172,836 51	1,554 78	4,055,662 41	22,831 86	71,365 60

8 GEORGE V, A. 1918

TABLE VII.—Comparative Statement of Receipts from Consolidated Fund, etc.—*Con.*

Year.	Fines, Forfeitures and Seizures.	Fisheries.	Gas Inspection and Law Stamps.	Interest on Investments.	Inspection of Staples.
	\$ cts.	\$ cts.	\$ cts.	\$ cts.	\$ cts.
1867-68.....	30,305 49	19,556 97		174,073 46	
1868-69.....	20,649 58	13,583 97		824,424 46	
1869-70.....	41,680 69	16,622 43		383,955 91	
1870-71.....	47,877 28	12,408 97		554,883 72	
1871-72.....	48,333 67	10,458 00		488,041 54	
1872-73.....	17,850 45	10,338 24		396,403 94	
1873-74.....	14,296 04	14,012 83		610,863 00	
1874-75.....	20,422 11	14,764 20		840,886 65	
1875-76.....	16,836 39	13,571 12		798,905 95	
1876-77.....	16,778 85	13,364 85	3,270 83	717,684 31	
1877-78.....	26,664 12	14,113 11	3,776 21	791,757 60	
1878-79.....	32,148 81	17,738 34	3,172 36	592,500 04	
1879-80.....	50,778 04	19,423 16	3,394 75	834,792 67	
1880-81.....	38,216 58	24,596 94	2,529 99	751,513 49	
1881-82.....	17,677 13	23,687 45	3,772 26	914,009 27	
1882-83.....	27,185 56	21,337 16	3,797 62	1,001,192 96	
1883-84.....	41,276 15	20,006 50	7,167 42	986,698 37	
1884-85.....	51,847 75	26,627 86	8,078 93	1,997,035 50	
1885-86.....	99,227 38	26,088 50	9,004 94	2,299,078 91	
1886-87.....	19,736 64	25,947 53	8,164 22	990,886 69	
1887-88.....	12,291 73	44,998 12	9,409 04	932,025 35	
1888-89.....	18,576 19	56,426 26	12,247 10	1,305,392 25	
1889-90.....	68,277 92	69,643 33	12,232 60	1,082,271 36	
1890-91.....	2,429 66	70,794 42	10,543 65	1,077,228 14	
1891-92.....	9,586 53	62,785 89	13,176 55	1,086,419 93	
1892-93.....	82,535 42	111,540 32	18,164 78	1,150,166 51	
1893-94.....	12,339 64	79,601 59	20,749 23	1,217,808 97	
1894-95.....	22,469 39	94,970 04	23,550 85	1,336,046 94	
1895-96.....	2,992 58	88,822 66	23,447 05	1,370,000 56	
1896-97.....	21,037 07	106,469 55	21,559 28	1,443,003 84	
1897-98.....	32,987 41	113,103 50	21,615 40	1,513,454 58	
1898-99.....	38,414 21	85,502 85	22,893 90	1,590,447 91	
1899-1900.....	25,981 61	88,396 59	25,836 50	1,683,050 51	
1900-01.....	23,063 84	88,145 11	27,289 75	1,784,833 79	
1901-02.....	49,825 71	79,169 58	28,297 05	1,892,224 09	2,773 05
1902-03.....	59,848 09	78,635 82	45,289 90	2,020,953 04	102,880 87
1903-04.....	40,919 03	95,756 53	43,961 31	2,236,255 93	58,127 14
1904-05.....	52,918 85	90,988 14	49,142 02	2,105,031 41	63,163 36
1905-06.....	89,011 84	98,009 69	52,805 05	2,140,312 06	101,445 46
1907 (9 mos.).....	54,907 74	57,144 25	39,228 10	1,235,746 06	70,939 40
1907-08.....	58,665 68	90,686 48	54,153 80	1,925,569 07	127,741 43
1908-09.....	*1,988 65	82,696 26	55,841 06	2,256,643 13	140,668 98
1909-10.....	93,498 13	85,070 56	63,604 65	2,807,464 94	154,130 16
1910-11.....	58,487 97	100,861 58	69,937 74	1,668,773 16	178,476 57
1911-12.....	132,388 88	96,230 01	58,141 10	1,281,317 41	230,173 87
1912-13.....	166,413 82	106,462 69	70,648 45	1,430,511 28	330,430 49
1913-14.....	322,497 47	110,994 63	72,120 65	1,964,541 33	510,184 01
1914-15.....	49,636 12	101,635 77	66,629 55	2,980,246 87	517,034 63
1915-16.....	81,691 33	106,288 21	57,551 95	3,358,210 13	913,616 46
1916-17.....	240,100 44	98,629 67	63,977 45	3,094,012 33	1,459,811 40

* A deduction.

SESSIONAL PAPER No. 2

TABLE VII.—Comparative Statement of Receipts from Consolidated Fund,
etc.—*Con.*

Year.	Insurance Super- intendence.	Imperial Contri- bution to Sable Island, etc.	Militia.	Militia Pensions.	Mounted Police Pensions.
	\$ cts.	\$ cts.	\$ cts.	\$ cts.	\$ cts.
1867-68.....		29,537 32	26,155 70		
1868-69.....			12,095 04		
1869-70.....			16,535 75		
1870-71.....			7,393 58		
1871-72.....			38,966 54		
1872-73.....			18,495 78		
1873-74.....			42,756 85		
1874-75.....			12,137 13		
1875-76.....			24,344 73		
1876-77.....	7,422 35		12,627 14		
1877-78.....	235 11		12,796 43		
1878-79.....	6,134 38		16,031 14		
1879-80.....	8,005 91		20,555 69		
1880-81.....	9,647 90		19,346 32		
1881-82.....	9,315 44	4,263 99	18,579 93		
1882-83.....	9,301 27	2,909 94	16,081 50		
1883-84.....	9,855 13	2,634 66	22,211 73		
1884-85.....	9,714 93	695 00	18,943 63		
1885-86.....	10,197 86	4,575 34	24,331 51		
1886-87.....	8,285 54	2,810 66	23,428 66		
1887-88.....	9,702 14	905 00	20,719 52		
1888-89.....	7,758 98	105,023 84	22,712 55		
1889-90.....	7,706 70	2,911 67	43,209 15		
1890-91.....	7,693 81	915 00	43,358 27		
1891-92.....	7,913 44	978 00	40,372 65		
1892-93.....	8,126 27	990 00	42,584 81		
1893-94.....	8,977 79	6,795 00	42,527 09		
1894-95.....	9,793 70	4,815 33	39,445 03		
1895-96.....	9,985 78	2,771 66	42,716 80		
1896-97.....	10,183 81	2,774 66	40,362 59		
1897-98.....	10,574 95	2,770 66	36,916 34		
1898-99.....	10,655 06	2,737 66	72,964 39		
1899-1900.....	10,901 85	2,851 66	47,755 16		
1900-01.....	11,355 71	2,793 66	47,693 75		
1901-02.....	12,844 18	2,800 66	41,686 78	5,964 76	
1902-03.....	13,485 33	2,873 66	41,791 54	6,243 97	3,827 85
1903-04.....	14,628 23	2,781 66	43,217 40	8,296 55	2,648 86
1904-05.....	15,728 97	2,727 66	46,166 72	11,307 66	2,808 12
1905-06.....	16,669 10	2,715 66	55,262 29	14,220 41	3,312 78
1906-07 (5 mos.).....	18,169 21	554 00	40,986 85	13,236 51	2,441 80
1907-08.....	20,123 96	772 00	63,018 63	19,596 26	3,424 75
1908-09.....	25,423 60	663 00	55,810 48	21,196 40	3,307 78
1909-10.....	25,939 05	610 00	60,936 58	21,742 40	3,315 96
1910-11.....	29,435 22	613 00	75,913 44	23,347 21	3,674 34
1911-12.....	33,482 17	741 00	94,114 91	25,209 05	3,606 39
1912-13.....	37,498 95	787 00	88,144 84	28,392 72	3,961 21
1913-14.....	41,252 52	751 00	73,457 53	30,713 66	4,827 28
1914-15.....	45,561 77	676 00	96,878 43	27,281 68	5,262 71
1915-16.....	52,951 27	643 00	227,441 80	23,512 99	5,330 36
1916-17.....	57,249 79	840 00	90,163 58	25,495 97	5,132 66

8 GEORGE V, A. 1918

TABLE VII.—Comparative Statement of Receipts from Consolidated Fund,
etc.—*Con.*

Year.	Mis- cellaneous Receipts.	Ordnance Land.	Passenger Duties (Im- migration.)	Patent Fees.	Peniten- tiaries.
	\$ cts.	\$ cts.	\$ cts.	\$ cts.	\$ cts.
1867-68.....	3,377 05	42,332 99	31,064 04	8,948 13	64,040 98
1868-69.....	8,681 80	45,248 50	40,398 00	13,241 04	75,935 16
1869-70.....	18,421 31	49,915 40	39,855 24	13,822 26	93,550 89
1870-71.....	53,012 57	95,216 35	36,750 65	14,073 34	124,817 85
1871-72.....	80,681 06	54,043 00	15,361 50	13,076 31	108,132 05
1872-73.....	56,909 02	54,308 43	7,383 00	28,333 73	98,087 94
1873-74.....	64,674 25	214,384 30	29,915 17	95,066 90
1874-75.....	54,459 44	45,016 93	5,092 70	34,672 17	97,072 90
1875-76.....	38,011 51	51,350 80	35,673 31	95,408 80
1876-77.....	51,169 02	87,689 28	33,583 27	98,752 70
1877-78.....	22,877 07	44,219 37	35,111 33	35,784 06
1878-79.....	15,325 77	40,849 56	30,051 81	53,115 10
1879-80.....	32,079 06	30,091 37	38,440 76	31,504 12
1880-81.....	15,003 62	50,747 33	46,333 12	30,344 16
1881-82.....	9,177 89	42,989 13	58,769 93	24,224 63
1882-83.....	9,411 76	19,402 79	64,561 61	22,156 64
1883-84.....	9,672 55	14,138 60	73,039 78	17,848 72
1884-85.....	9,021 70	24,540 11	65,172 31	13,468 69
1885-86.....	9,573 47	26,483 56	70,246 02	17,882 15
1886-87.....	10,954 62	21,676 87	76,394 30	19,863 17
1887-88.....	10,329 78	36,239 08	72,194 93	9,645 00
1888-89.....	10,834 13	42,072 67	77,040 64	10,607 29
1889-90.....	7,347 89	29,921 61	89,163 61	14,567 87
1890-91.....	9,210 28	54,229 99	90,087 25	13,069 43
1891-92.....	8,969 21	42,360 80	83,972 06	9,156 35
1892-93.....	10,027 89	33,776 90	87,182 02	10,321 01
1893-94.....	11,641 59	22,318 20	83,104 01	11,162 18
1894-95.....	11,148 24	22,645 97	94,603 17	24,623 84
1895-96.....	22,411 75	17,550 28	98,864 54	42,493 24
1896-97.....	12,896 52	9,831 27	110,009 10	83,807 57
1897-98.....	12,812 52	22,537 17	112,084 39	76,588 08
1898-99.....	8,931 35	12,349 65	115,322 35	45,582 96
1899-1900.....	8,085 48	11,003 53	121,430 97	68,830 80
1900-01.....	11,888 92	14,594 47	130,894 33	30,211 11
1901-02.....	11,340 25	16,967 36	140,959 95	73,601 29
1902-03.....	13,075 23	35,706 50	152,372 22	39,636 40
1903-04.....	10,708 32	12,344 34	162,715 07	72,862 60
1904-05.....	17,591 82	10,308 66	165,756 34	55,880 27
1905-06.....	20,431 29	10,840 67	187,792 23	75,260 74
1906-07 (9 mos.).....	10,705 73	6,662 90	144,279 36	82,660 10
1907-08.....	15,618 48	8,652 95	203,011 58	71,933 29
1908-09.....	14,033 31	5,712 66	204,871 65	47,643 41
1909-10.....	20,614 58	9,894 48	223,233 43	43,839 60
1910-11.....	24,527 98	5,910 24	231,866 44	50,497 55
1911-12.....	30,235 56	11,484 53	243,443 67	58,775 91
1912-13.....	41,254 89	60,599 80	257,833 47	64,529 18
1913-14.....	33,860 21	5,797 98	252,724 39	54,313 98
1914-15.....	128,116 82	4,409 64	219,011 49	44,546 67
1915-16.....	3,661,027 28	5,977 02	230,191 95	43,164 82
1916-17.....	16,394,216 23	5,553 26	251,959 51	60,190 63

SESSIONAL PAPER No. 2

TABLE VII.—Comparative Statement of Receipts from Consolidated Fund,
etc.—*Continued.*

Year.	Post Office, including Ocean Postage and Money Orders.	Public Works, including Railways and Canals.	Premium and Discount.	Steam- boat Inspection.	Super- annuation.
	\$ cts.	\$ cts.	\$ cts.	\$ cts.	\$ cts.
1867-68.....	525,691 80	901,466 41	5,682 36
1868-69.....	533,315 14	918,932 80	608,510 12	11,914 63
1869-70.....	573,565 84	1,006,844 67	14,533 56	9,369 67
1870-71.....	612,630 67	1,146,240 25	92,019 59	10,692 13	49,470 59
1871-72.....	692,374 98	1,211,729 08	24,077 64	10,860 58	53,213 80
1872-73.....	833,657 21	1,316,635 90	52,477 16	18,284 12	54,757 30
1873-74.....	1,139,973 15	1,509,915 04	4,968 18	15,106 12	34,620 18
1874-75.....	1,155,332 09	1,432,359 95	13,415 29	16,144 25	36,678 71
1875-76.....	1,102,540 32	1,479,231 61	32,635 60	13,768 87	38,476 00
1876-77.....	1,114,945 78	1,917,455 19	15,879 93	40,890 26
1877-78.....	1,207,790 15	2,034,483 53	12,431 93	41,856 62
1878-79.....	1,172,418 14	1,863,149 07	460 82	12,331 16	41,959 20
1879-80.....	1,252,498 22	2,167,401 00	777 78	12,762 02	43,531 80
1880-81.....	1,352,109 64	2,759,591 06	90,685 47	13,953 49	44,995 80
1881-82.....	1,587,888 15	2,711,134 30	64,991 35	15,277 78	46,426 39
1882-83.....	1,800,391 37	3,101,138 04	83,363 09	12,577 36	46,372 03
1883-84.....	1,755,674 49	3,055,792 09	52,414 05	15,371 79	51,882 21
1884-85.....	1,941,372 22	3,065,502 59	16,444 04	12,942 66	52,701 33
1885-86.....	1,901,690 25	3,082,410 58	70,313 93	13,835 78	57,075 43
1886-87.....	2,020,623 51	3,270,782 18	40,508 74	12,701 20	62,600 96
1887-88.....	2,379,241 57	3,556,101 24	47,016 07	12,550 14	62,967 42
1888-89.....	2,220,503 66	3,642,557 38	77,397 64	12,624 43	63,031 46
1889-90.....	2,357,388 95	3,800,110 42	118,503 12	19,930 33	61,513 05
1890-91.....	2,515,823 44	3,685,630 29	118,352 42	21,239 23	62,824 60
1891-92.....	2,652,745 79	3,575,167 83	141,080 11	21,169 64	63,862 79
1892-93.....	2,773,507 71	3,761,474 07	126,925 91	25,283 55	64,433 27
1893-94.....	2,809,341 06	3,702,745 74	151,071 35	24,866 33	63,974 67
1894-95.....	2,792,789 64	3,591,689 42	18,875 86	25,092 61	63,274 88
1895-96.....	2,964,014 23	3,594,264 48	3,162 05	23,934 16	61,390 99
1896-97.....	3,202,938 42	3,587,166 31	34,853 92	25,033 95	59,218 14
1897-98.....	3,527,809 69	3,873,464 49	191,559 52	31,525 40	45,643 06
1898-99.....	3,193,777 53	4,433,934 36	186,830 59	34,890 93	39,647 32
1899-1900.....	3,205,535 16	5,232,459 45	162,187 10	34,839 69	51,574 52
1900-01.....	3,441,504 93	5,770,070 99	61,927 86	38,876 57	50,474 91
1901-02.....	3,518,415 55	6,447,982 24	89,238 27	38,458 92	48,297 89
1902-03.....	4,397,832 51	7,088,501 56	129,609 27	28,888 09	47,402 37
1903-04.....	4,652,324 74	6,972,218 98	77,316 34	10,811 74	46,617 91
1904-05.....	5,125,372 67	7,395,377 38	40,355 83	6,170 68	45,937 30
1905-06.....	5,933,342 53	8,310,267 30	160,665 33	4,604 40	45,193 51
1906-07 (9 mos).....	5,061,728 45	6,839,585 59	249,588 23	2,988 64	33,321 18
1907-08.....	7,107,886 86	9,973,523 41	101,181 33	4,859 86	43,368 70
1908-09.....	7,401,623 93	9,362,271 90	7,060 82	7,967 46	42,407 89
1909-10.....	7,953,547 72	10,114,990 16	26,130 30	6,496 94	41,251 17
1910-11.....	9,146,952 47	10,818,834 05	164,623 11	5,585 10	39,249 84
1911-12.....	10,492,394 18	11,651,947 27	147,746 61	5,896 56	40,032 13
1912-13.....	12,051,728 86	13,158,077 91	416,744 97	5,997 97	38,434 59
1913-14.....	12,954,529 92	14,197,052 79	187,744 54	5,421 15	39,817 04
1914-15.....	13,046,664 68	12,953,487 18	268,572 33	5,707 38	37,366 22
1915-16.....	18,858,690 10	19,286,418 15	233,717 87	5,692 12	31,796 94
1916-17.....	20,902,384 46	24,440,840 47	348,906 71	4,036 68	33,250 11

8 GEORGE V, A. 1918

TABLE VII.—Comparative Statement of Receipts from Consolidated Fund, etc.—*Concluded.*

Year.	Tonnage Dues (River Police).	Tonnage Dues (Mariners' Fund).	Weights and Measures.	Total Receipts.
	§ cts.	§ cts.	§ cts.	§ cts.
1867-68.....	11,918 76	24,672 66	13,687,928 49
1868-69.....	21,400 06	33,018 27	14,379,174 52
1869-70.....	23,490 91	30,987 38	15,512,225 65
1870-71.....	21,345 28	30,409 41	19,335,560 81
1871-72.....	26,744 51	33,741 79	20,714,813 68
1872-73.....	28,041 09	38,363 14	20,813,469 45
1873-74.....	28,650 39	41,732 81	24,205,092 54
1874-75.....	25,620 09	37,658 12	24,648,715 04
1875-76.....	26,499 09	41,507 06	22,587,587 05
1876-77.....	28,598 10	44,245 83	50,423 90	22,059,274 11
1877-78.....	26,805 75	44,668 85	30,054 10	22,375,011 88
1878-79.....	21,361 65	37,757 39	13,685 97	22,517,382 14
1879-80.....	21,510 15	42,472 10	15,372 57	23,307,406 69
1880-81.....	27,375 09	49,771 41	33,946 87	29,635,297 54
1881-82.....	21,420 33	45,914 77	27,989 70	33,383,455 52
1882-83.....	28,060 02	47,632 36	28,601 43	35,794,649 80
1883-84.....	28,497 25	48,666 65	31,387 53	31,861,961 73
1884-85.....	20,698 79	38,994 90	31,142 19	32,797,001 22
1885-86.....	24,089 97	40,848 05	33,230 09	33,177,040 39
1886-87.....	22,934 46	42,334 92	34,376 51	35,754,993 25
1887-88.....	21,072 73	41,669 64	37,810 39	35,908,463 53
1888-89.....	19,688 27	39,306 29	36,040 91	38,782,870 23
1889-90.....	17,816 95	47,881 75	40,438 88	39,879,925 41
1890-91.....	7,649 19	43,829 68	33,586 05	38,579,310 88
1891-92.....	8,714 79	45,381 92	38,296 66	36,921,871 60
1892-93.....	3,792 90	46,200 03	39,204 46	38,168,608 85
1893-94.....	49,090 85	38,631 52	36,374,693 07
1894-95.....	291 25	42,715 08	39,433 29	33,978,129 47
1895-96.....	45,726 11	37,056 94	36,618,590 72
1896-97.....	54,294 09	36,772 94	37,829,778 40
1897-98.....	54,552 81	44,014 59	40,555,238 03
1898-99.....	57,287 57	48,390 55	46,741,249 54
1899-1900.....	59,945 52	53,523 54	51,029,994 02
1900-01.....	59,783 34	54,350 56	52,514,701 13
1901-02.....	65,853 83	62,912 68	58,050,790 03
1902-03.....	64,851 55	64,277 65	66,037,068 93
1903-04.....	61,785 33	66,325 19	70,669,872 72
1904-05.....	58,372 34	65,030 47	71,182,738 66
1905-06.....	60,346 80	72,957 23	80,139,166 70
1906-07 (9 mos).....	44,704 59	54,847 56	67,969,328 29
1907-08.....	69,364 45	82,918 78	96,054,505 81
1908-09.....	66,249 33	80,184 32	85,093,404 35
1909-10.....	53,381 77	92,666 95	101,503,710 93
1910-11.....	55,430 07	97,667 78	117,780,409 78
1911-12.....	60,457 12	105,816 46	136,108,217 36
1912-13.....	63,662 99	100,641 04	168,689,903 45
1913-14.....	70,540 52	111,070 11	163,174,394 56
1914-15.....	72,524 89	103,322 24	133,073,481 73
1915-16.....	72,545 65	110,857 25	172,147,838 27
1917-17.....	76,993 74	130,183 95	232,701,294 00

SESSIONAL PAPER No. 2

TABLE VIII.—Comparative Statement of Expenditure on account of Consolidated Fund, from July 1, 1867, to March 31, 1917.

Year.	CHARGES ON PUBLIC DEBT.				MISCELLANEOUS EXPENDITURE.	
	Interest on Public Debt.	Charges of Management.	Premiums, Discount, Exchange.	Sinking Funds.	Administration of Justice.	Arts, Agriculture and Statistics.
	\$ cts.	\$ cts.	\$ cts.	\$ cts.	\$ cts.	\$ cts.
1867-68.....	4,501,568 33	285,512 75	73,676 54	355,266 66	291,242 73	5,580 59
1868-69.....	4,907,013 71	397,400 90	68,255 71	426,806 66	315,215 10	7,020 14
1869-70.....	5,047,054 24	332,599 45	7,400 01	126,533 33	304,299 61	6,226 84
1870-71.....	5,165,304 24	396,036 82	30,618 02	421,666 24	314,410 98	6,173 64
1871-72.....	5,257,230 64	293,522 51	52,889 54	470,606 67	346,847 55	6,411 06
1872-73.....	5,209,205 97	172,981 06	5,663 44	407,826 62	398,966 41	19,690 52
1873-74.....	5,724,436 31	238,003 52	26,680 99	513,920 00	459,037 49	19,091 97
1874-75.....	6,590,790 19	197,839 17	29,361 66	555,773 32	497,405 08	11,935 76
1875-76.....	6,400,902 07	189,596 91	18,551 64	822,953 32	544,091 20	67,552 16
1876-77.....	6,797,227 25	183,544 24	24,331 29	828,373 59	565,597 84	65,767 18
1877-78.....	7,048,883 55	189,566 54	2,519 80	945,746 02	564,920 11	92,365 62
1878-79.....	7,194,734 14	275,559 37	2,364 06	1,037,219 76	577,896 58	63,068 23
1879-80.....	7,773,868 75	245,731 40	43,354 09	1,165,867 22	574,311 41	25,068 24
1880-81.....	7,594,144 88	218,307 48	7,136 63	1,250,731 20	583,957 46	22,408 13
1881-82.....	7,740,804 47	191,075 06	3,968 52	1,290,724 90	581,695 72	20,741 89
1882-83.....	7,668,552 89	194,255 80	39,913 76	1,344,136 83	615,588 48	24,730 58
1883-84.....	7,700,180 61	179,766 58	50,138 66	1,403,863 61	615,044 90	38,187 55
1884-85.....	9,419,482 19	232,641 02	154,854 49	1,482,051 48	627,252 56	86,322 16
1885-86.....	10,137,008 66	282,390 85	64,530 01	1,606,270 77	707,832 47	203,312 02
1886-87.....	9,682,928 87	195,759 40	91,982 98	1,592,952 62	657,114 57	253,759 10
1887-88.....	9,823,313 00	205,363 29	138,228 83	1,939,077 79	678,814 65	311,159 17
1888-89.....	10,148,931 97	202,276 25	71,313 77	1,736,644 34	685,806 78	161,629 29
1889-90.....	9,656,841 16	186,336 97	44,071 98	1,887,237 20	709,784 12	153,398 44
1890-91.....	9,584,136 74	184,711 47	77,356 94	1,938,078 57	726,592 27	158,053 05
1891-92.....	9,763,978 34	176,036 62	7,901 44	2,027,860 79	750,723 23	156,563 92
1892-93.....	9,806,888 45	212,690 83	1,102 80	2,095,513 89	736,457 40	258,635 32
1893-94.....	10,212,596 13	166,444 39	14,531 40	2,131,360 81	745,504 00	264,879 66
1894-95.....	10,466,294 44	162,590 31	116,359 91	2,002,311 36	755,682 97	216,740 30
1895-96.....	10,502,429 90	166,315 43	82,260 42	2,055,287 52	758,270 08	210,877 61
1896-97.....	10,645,663 27	196,220 73	119,093 42	2,101,813 80	774,761 69	224,389 63
1897-98.....	10,516,757 90	152,880 16	47,007 32	2,359,968 55	765,608 28	245,231 59
1898-99.....	10,855,111 84	160,002 92	13,254 10	2,482,484 65	815,454 91	258,782 02
1899-1900.....	10,699,645 20	174,028 29	53,165 83	2,465,639 84	827,560 88	461,560 75
1900-1901.....	10,807,954 65	162,828 18	39,032 89	2,480,336 90	873,232 90	447,299 33
1901-1902.....	10,975,935 15	210,864 87	52,385 05	2,569,380 59	949,229 85	481,428 33
1902-1903.....	11,068,139 17	229,673 10	65,295 22	2,620,588 46	959,948 08	436,402 49
1903-1904.....	11,128,636 72	282,244 11	6,739 69	2,315,066 41	984,257 75	623,315 63
1904-1905.....	10,630,115 05	276,071 76	2,261,618 27	997,718 48	698,210 65
1905-1906.....	10,814,697 40	331,534 12	15,367 59	2,317,436 74	1,171,358 62	603,590 34
1906-07 (9 mos)....	6,712,771 14	231,689 78	12,858 65	1,177,146 71	867,798 58	625,812 23
1907-08.....	10,973,596 88	350,690 22	33,129 97	2,234,263 27	1,224,510 49	1,218,242 38
1908-09.....	11,604,584 23	326,953 16	29,753 52	1,922,525 20	1,240,364 28	1,403,569 01
1909-10.....	13,098,160 61	358,293 66	679 01	1,441,030 96	1,246,695 32	983,379 93
1910-11.....	12,535,850 81	374,847 14	1,929 83	1,203,416 40	1,292,401 79	1,319,965 30
1911-12.....	12,259,396 56	447,456 66	7,553 69	1,156,456 16	1,300,513 79	1,567,021 83
1912-13.....	12,605,882 48	483,612 65	19,375 00	1,384,285 36	1,335,243 30	2,536,027 49
1913-14.....	12,893,504 95	460,013 96	27,169 94	1,371,428 61	1,399,456 70	3,224,779 63
1914-15.....	15,736,742 94	451,324 03	103,405 58	1,645,811 53	1,469,504 46	3,618,487 55
1915-16.....	21,421,584 86	435,527 28	296,308 70	1,773,021 11	1,477,238 43	3,452,153 76
1916-17.....	35,802,566 68	496,386 54	1,471,697 50	1,484,681 68	3,614,843 85

8 GEORGE V, A. 1918

TABLE VIII.—Comparative Statement of Expenditure on account of Consolidated Fund, etc.—*Continued.*

Year.	MISCELLANEOUS EXPENDITURE— <i>Continued.</i>					
	Boundry Survey United States and Canada.	Census.	Civil Government.	Dominion Forces, Manitoba.	Fisheries.	Mines (Geological Survey.)
	\$ cts.	\$ cts.	\$ cts.	\$ cts.	\$ cts.	\$ cts.
1867-68.			594,441 82		30,572 06	20,400 00
1868-69.			559,643 06		33,001 84	29,400 00
1869-70.			620,348 73		61,312 57	30,400 00
1870-71.		159,506 37	642,300 50		97,827 51	36,400 00
1871-72.		217,604 68	663,189 43		93,325 18	36,678 07
1872-73.		57,565 44	750,874 40	147,367 91	97,878 20	45,890 00
1873-74.	81,723 60	39,470 34	883,685 53	209,169 42	76,247 11	47,200 00
1874-75.	121,741 66	18,392 18	909,265 73	133,227 10	66,584 68	49,200 00
1875-76.	134,105 18	10,191 05	841,995 39	81,916 53	108,183 73	51,007 60
1876-77.		7,546 75	812,193 03	29,969 17	96,348 08	50,000 00
1877-78.	43,905 69	1,053 66	823,369 80	11,210 18	93,262 28	49,999 74
1878-79.			861,170 85		82,319 07	49,578 93
1879-80.			898,605 16		86,162 55	49,999 16
1880-81.		127,033 56	915,958 78		80,560 33	64,688 86
1881-82.		252,671 42	946,031 65		92,700 71	64,554 33
1882-83.		38,163 49	986,721 47		168,977 35	60,245 30
1883-84.		29,579 88	1,084,417 79		286,700 14	59,531 03
1884-85.		5,059 44	1,139,495 49		273,174 78	60,015 96
1885-86.			1,190,370 68		374,394 76	78,557 69
1886-87.			1,211,850 63		415,443 21	55,946 89
1887-88.			1,258,618 15		416,182 38	57,542 52
1888-89.			1,281,713 70		355,595 93	60,055 91
1889-90.			1,308,846 95		328,893 66	62,096 21
1890-91.		252,134 38	1,334,200 59		374,202 16	66,614 48
1891-92.		269,939 40	1,325,087 20		384,610 66	63,411 77
1892-93.	33,271 03	27,917 98	1,367,570 29		482,381 47	59,998 75
1893-94.	61,869 85		1,402,279 49		466,750 76	60,159 95
1894-95.	44,565 00		1,422,227 97		443,822 95	68,151 41
1895-96.	28,358 14		1,396,628 36		427,250 58	52,668 50
1896-97.	15,484 14		1,418,846 69		443,586 85	67,000 00
1897-98.	7,696 31		1,399,422 44		441,724 75	57,000 00
1898-99.	9,774 77		1,411 81 48		412,367 88	62,945 41
1899-1900.	14,417 37		1,420,997 90		411,469 84	62,174 47
1900-1901.	22,471 91	249,907 17	1,474,919 24		491,351 27	61,941 50
1901-1902.		793,361 81	1,497,369 44		548,894 91	62,730 00
1902-1903.		106,609 54	1,554,791 72		527,829 12	78,746 26
1903-1904.		34,580 42	1,652,782 42		634,319 01	74,432 47
1904-1905.			1,797,059 88		979,888 70	111,953 68
1905-1906.			1,911,611 22		968,702 00	108,148 16
1906-07 (9 mois).			1,487,495 53		693,685 65	94,984 65
1907-08.			2,088,416 01		956,196 23	180,398 98
1908-09.			3,283,265 46		951,728 10	247,659 35
1909-10.			4,268,390 26		1,148,048 30	236,454 68
1910-11.			4,463,094 87		760,734 69	244,274 67
1911-12.		1,204,614 29	4,774,678 00		843,856 98	261,718 83
1912-13.		111,801 04	5,109,458 60		921,933 14	383,343 19
1913-14.			5,607,794 95		1,229,519 19	470,506 66
1914-15.			6,157,966 62		1,465,360 65	470,194 07
1915-16.			6,408,856 63		1,115,303 29	462,787 33
1916-17.			6,466,358 63		1,050,155 69	390,873 01

SESSIONAL PAPER No. 2

TABLE VIII.—Comparative Statement of Expenditure on account of Consolidated Fund, etc.—*Continued.*

Year.	MISCELLANEOUS EXPENDITURE— <i>Continued.</i>					
	Immigration.	Quarantine.	Indians.	Insurance Superintend- ence.	Legislation.	Lighthouse and Coast Service.
	\$ cts.	\$ cts.	\$ cts.	\$ cts.	\$ cts.	\$ cts.
1867-68	36,049 76	24,346 47	595,810 48	174,982 78
1868-69.....	26,951 80	16,195 75	409,613 70	190,670 68
1869-70.....	55,965 99	15,968 85	6,080 00	379,753 06	229,682 46
1870-71.....	54,004 20	17,785 83	6,080 00	356,205 84	334,692 56
1871-72.....	109,953 90	19,012 78	43,934 79	393,963 89	345,682 58
1872-73.....	265,717 79	21,651 04	63,776 00	614,487 09	480,375 57
1873-74.....	291,296 57	27,276 30	146,068 31	784,048 15	537,057 63
1874-75.....	278,776 99	23,993 69	195,499 59	572,273 41	490,256 58
1875-76.....	338,179 10	47,666 26	276,325 00	8,032 91	627,230 67	545,848 62
1876-77.....	309,352 90	44,598 14	301,596 00	7,512 76	596,006 34	471,278 49
1877-78.....	154,351 42	26,340 02	421,503 66	8,577 48	618,035 38	461,967 71
1878-79.....	186,403 06	25,820 99	489,327 29	8,517 16	748,007 58	447,566 92
1879-80.....	161,213 32	21,991 03	694,512 72	9,551 73	598,105 16	426,304 18
1880-81.....	214,251 05	36,561 94	805,097 17	9,579 71	611,375 73	443,724 36
1881-82.....	215,339 24	37,721 78	1,183,414 40	9,072 87	582,200 36	461,880 74
1882-83.....	373,957 71	63,776 73	1,106,961 46	9,874 83	740,768 26	491,546 35
1883-84.....	511,208 83	64,117 89	1,116,153 87	9,854 54	662,767 23	520,524 38
1884-85.....	423,860 90	82,547 11	1,109,604 08	10,223 32	649,538 35	532,446 12
1885-86.....	257,354 93	90,220 62	1,195,093 36	8,577 92	1,037,778 68	553,515 08
1886-87.....	341,236 39	121,627 31	1,201,301 32	9,250 09	977,302 17	512,811 76
1887-88.....	244,739 09	67,701 47	1,000,802 33	7,244 31	807,424 63	489,258 01
1888-89.....	202,499 26	90,052 68	1,112,775 67	7,773 46	701,170 42	511,779 37
1889-90.....	110,091 76	72,245 19	1,107,824 31	7,647 15	932,187 30	466,115 86
1890-91.....	181,045 38	77,243 90	987,435 15	7,664 88	596,486 67	492,596 99
1891-92.....	177,604 82	80,083 30	894,265 54	8,541 87	1,302,876 50	503,639 12
1892-93.....	180,677 43	101,954 31	956,532 39	9,094 27	867,231 83	503,011 66
1893-94.....	202,235 52	113,571 43	968,563 17	9,578 20	698,006 64	476,635 07
1894-95.....	195,652 97	101,320 11	955,403 77	10,017 54	941,570 41	475,903 32
1895-96.....	120,199 00	95,247 16	880,408 48	10,038 79	904,687 95	466,057 55
1896-97.....	127,438 14	120,161 60	908,063 98	10,611 56	1,134,772 94	445,742 77
1897-98.....	261,194 90	537,243 59	952,584 14	10,165 46	729,829 05	474,216 67
1898-99.....	235,878 88	136,743 52	986,219 77	10,247 99	892,354 14	545,644 90
1899-1900.....	434,562 61	136,067 52	1,037,435 55	11,223 61	830,301 87	523,485 07
1900-1901.....	444,729 63	170,165 68	1,019,329 12	12,824 11	1,172,725 92	578,617 71
1901-1902.....	494,841 55	264,737 78	1,057,130 55	13,500 00	991,432 78	696,311 02
1902-1903.....	642,913 74	263,330 72	1,077,81 0	14,947 29	789,204 69	964,143 74
1903-1904.....	744,788 50	217,765 32	1,079,781 31	15,685 57	1,266,795 00	1,275,016 87
1904-1905.....	972,356 69	302,758 28	1,173,864 43	17,587 50	1,713,172 35	2,507,307 03
1905-1906.....	842,668 23	624,758 32	1,198,350 34	18,146 06	1,851,916 45	2,530,307 61
1906-1907 9 mos.).)	611,200 76	395,906 63	940,679 72	15,920 96	1,322,074 62	2,026,641 92
1907-08.....	1,074,636 51	150,048 18	1,276,963 72	25,157 72	1,150,609 69	2,835,542 77
1908-09.....	979,326 16	121,665 29	1,307,245 09	10,277 87	1,543,327 99	2,721,801 57
1909-10.....	960,676 03	138,136 01	1,287,404 42	1,837,348 18	2,127,943 61
1910-11.....	1,079,129 85	237,999 23	1,449,961 18	1,655,418 53	1,979,838 25
1911-12.....	1,364,999 93	182,392 43	1,756,565 29	2,439,807 42	2,128,242 85
1912-13.....	1,427,111 96	204,331 69	1,818,186 46	1,379,130 08	2,262,735 19
1913-14.....	1,893,297 77	220,927 83	2,182,470 95	1,403,189 48	2,324,103 30
1914-15.....	1,658,181 68	232,874 90	2,400,629 92	2,376,983 66	2,583,025 71
1915-16.....	1,307,480 46	203,303 69	2,190,333 48	1,180,363 26	1,937,759 08
1916-17.....	1,181,991 27	206,098 39	1,951,494 51	1,651,742 60	1,769,288 90

8 GEORGE V, A. 1918

TABLE VIII.—Comparative Statement of Expenditure on Account of Consolidated Fund, etc.—*Continued.*

Year.	MISCELLANEOUS EXPENDITURES— <i>Continued.</i>					
	Mail Subsidies and Steamship Subventions.	Marine Hospitals.	Militia and Defence.	Miscellaneous.	Mounted Police.	Northwest Territories Government.
	\$ cts.	\$ cts.	\$ cts.	\$ cts.	\$ cts.	\$ cts.
1868.....	177,349 33	21,048 22	1,013,015 69	93,451 95
1869.....	253,746 67	34,837 16	937,513 35	29,784 51
1870.....	288,999 02	36,742 09	1,245,972 83	97,682 90
1871.....	286,098 97	35,551 58	908,732 86	9,036 05
1872.....	342,107 98	44,536 16	1,654,255 34	39,422 02
1873.....	363,447 98	48,150 43	1,248,663 93	63,848 57
1874.....	285,832 29	66,462 53	1,122,282 27	102,160 20	199,599 14	12,729 91
1875.....	287,772 40	59,021 93	1,013,943 84	75,382 96	333,583 90	32,497 10
1876.....	261,588 89	60,971 57	978,530 41	86,026 20	369,518 39	4,282 47
1877.....	314,941 50	62,408 52	550,451 87	87,733 30	352,749 05	17,774 13
1878.....	257,534 08	57,484 60	618,136 58	62,968 61	334,748 50	18,199 20
1879.....	257,701 51	58,237 34	777,698 90	91,027 25	344,823 77	10,574 90
1880.....	235,833 34	55,031 23	690,018 93	174,191 46	332,855 12	9,527 07
1881.....	201,503 34	52,183 27	667,000 51	91,649 95	289,845 23	18,279 85
1882.....	210,930 00	53,100 57	772,811 79	97,408 01	368,456 47	19,305 20
1883.....	237,500 79	49,879 31	734,354 25	209,624 64	477,825 45	29,048 22
1884.....	238,054 01	51,312 62	989,498 22	301,732 93	485,983 66	34,637 07
1885.....	261,778 89	55,391 28	†2,707,757 77	431,112 29	564,249 64	48,547 76
1886.....	271,457 20	49,359 67	1,178,659 10	433,413 38	1,029,369 20	*3,234,587 61
1887.....	273,496 65	52,252 32	1,193,692 77	207,156 02	781,664 42	110,375 95
1888.....	342,613 33	49,445 29	1,273,178 59	359,646 71	862,965 06	104,801 94
1889.....	304,254 17	52,332 34	1,323,551 56	415,707 68	829,701 46	177,015 45
1890.....	286,315 13	41,729 11	1,287,013 59	174,066 18	753,093 50	180,692 89
1891.....	321,117 96	35,167 74	1,279,513 65	181,795 33	740,979 07	249,237 50
1892.....	273,207 37	34,102 71	1,266,308 05	164,787 12	701,932 32	244,768 56
1893.....	413,938 59	36,143 97	1,419,745 89	251,407 72	615,479 21	276,446 03
1894.....	530,702 66	38,403 94	1,284,517 17	187,974 04	611,263 21	276,951 99
1895.....	513,268 03	38,589 05	1,574,013 76	172,645 57	646,125 17	303,626 74
1896.....	534,916 63	36,683 36	1,136,713 54	172,363 61	533,014 17	330,702 99
1897.....	553,812 08	38,130 68	1,667,588 20	104,628 85	526,162 05	320,535 66
1898.....	539,773 21	38,162 56	1,514,472 36	181,410 93	865,415 96	347,687 34
1899.....	584,056 31	37,353 29	2,112,291 79	318,907 57	402,628 88	357,024 69
1900.....	599,831 92	37,741 36	1,846,178 79	381,336 56	843,989 11	354,209 97
1901.....	629,198 18	36,141 37	2,061,674 17	290,940 36	912,150 59	504,387 74
1902.....	624,956 25	51,827 13	2,060,978 71	1,146,120 58	948,215 66	491,923 89
1903.....	799,285 99	43,750 15	1,963,009 38	528,231 07	990,034 92	802,466 46
1904.....	851,747 97	50,301 78	2,252,030 46	960,089 81	949,783 90	894,150 98
1905.....	1,027,074 73	51,731 56	2,650,700 33	778,655 88	1,013,309 06	1,259,412 06
1906.....	1,227,560 19	50,730 58	4,294,124 62	946,037 29	1,004,079 19	259,520 45
1907 (9 mos.)....	1,123,876 72	38,155 67	3,347,037 87	560,083 26	647,836 24	4,235 96
1908.....	1,590,383 96	67,585 17	3,498,183 60	752,074 41	649,867 49	5,964 54
1909.....	1,684,683 44	56,993 87	3,221,644 79	1,378,224 85	663,783 01	4,305 25
1910.....	1,736,372 86	66,349 26	4,679,956 24	852,552 19	676,637 34	4,955 81
1911.....	1,918,941 23	56,163 73	6,868,651 29	1,129,453 23	713,813 43	5,743 69
1912.....	1,904,513 91	57,016 11	7,580,600 29	769,160 36	696,663 45	5,597 93
1913.....	1,952,525 10	53,690 36	9,112,474 90	2,016,811 67	783,888 11	3,493 93
1914.....	2,383,686 58	55,909 64	11,151,398 63	1,878,521 48	963,650 95	3,665 87
1915.....	2,162,632 85	65,801 04	10,060,617 74	2,837,136 98	952,017 98	2,870 25
1916.....	1,768,757 27	66,740 80	4,681,502 99	1,153,894 11	1,395,022 45	5,232 08
1917.....	1,990,581 66	66,817 30	4,301,784 90	1,296,613 97	1,179,669 95	5,147 52

† This amount includes \$1,697,851.52 Northwest rebellion expenditures.

* " " \$3,177,220.50 " " " "

SESSIONAL PAPER No. 2

TABLE VIII.—Comparative Statement of Expenditures on Account of Consolidated Fund, etc.—*Continued.*

Year.	MISCELLANEOUS EXPENDITURES— <i>Continued.</i>					
	Ocean and River Service.	Penitentiaries.	Pensions.	Police.	Public Works.	Railways and Canals.
	\$ cts.	\$ cts.	\$ cts.	\$ cts.	\$ cts.	\$ cts.
1867-68....	92,162 24	209,369 42	56,421 60	49,176 17	126,269 78
1868-69.....	63,510 31	269,817 26	50,564 18	46,321 12	65,015 27	413 53
1869-70.....	54,309 45	211,981 62	53,586 28	49,494 21	120,031 02	6,208 21
1870-71.....	72,939 86	219,212 25	52,611 49	39,547 35	597,274 96	168,583 73
1871-72.....	81,905 46	205,111 23	62,251 42	37,281 24	839,786 26	25,777 30
1872-73.....	92,742 34	270,661 20	49,204 04	49,813 99	1,297,999 11	299,614 64
1873-74.....	121,818 14	395,551 76	56,453 84	56,387 54	1,778,915 88	47,085 15
1874-75.....	165,699 89	337,593 55	63,656 58	54,563 06	1,756,010 11	1,065 53
1875-76.....	284,941 07	312,015 31	110,201 04	13,427 73	1,948,241 82	700 00
1876-77.....	147,393 57	303,168 98	112,531 13	11,355 62	1,262,823 27
1877-78.....	144,837 82	308,101 69	105,842 05	10,616 44	997,469 70	1,125 00
1878-79.....	141,175 25	308,482 61	107,795 04	11,122 08	1,013,023 10	570 00
1879-80.....	149,501 52	270,381 54	102,888 95	12,368 05	1,046,341 97	5,584 90
1880-81.....	227,936 29	307,366 29	96,388 66	13,525 77	1,108,814 85	299,951 08
1881-82.....	187,809 29	293,616 76	101,196 96	12,841 11	1,342,000 48	81,440 26
1882-83.....	200,982 42	286,424 86	98,446 13	18,490 19	1,765,255 64	94,543 59
1883-84.....	231,519 23	296,996 32	95,542 72	20,124 49	2,908,851 65	204,090 12
1884-85.....	280,275 58	287,551 67	89,879 38	18,953 14	2,302,362 74	86,026 44
1885-86.....	206,476 02	310,782 46	88,319 37	17,341 33	2,046,552 32	87,456 20
1886-87.....	205,031 10	311,267 45	102,109 24	16,678 44	2,133,315 59	121,629 13
1887-88.....	211,462 27	320,776 61	120,333 85	16,812 20	2,162,116 29	176,389 89
1888-89.....	318,098 91	319,436 26	116,029 78	18,306 88	2,299,231 24	188,660 00
1889-90.....	164,046 70	349,839 40	107,391 45	20,464 61	1,972,501 18	214,189 97
1890-91.....	199,277 26	353,158 32	103,850 35	21,459 87	1,937,545 72	199,083 59
1891-92.....	177,185 37	344,528 66	92,456 67	21,788 76	1,627,851 24	219,732 61
1892-93.....	193,349 78	346,353 93	90,309 06	22,157 25	1,927,832 45	237,638 91
1893-94.....	211,922 67	446,134 16	86,927 18	21,947 47	2,033,954 91	133,996 60
1894-95.....	205,092 65	449,599 81	84,349 36	21,943 13	1,742,316 89	252,716 00
1895-96.....	181,451 71	385,227 58	86,080 31	22,703 38	1,299,768 89	126,443 94
1896-97.....	183,257 60	409,598 23	90,881 89	23,788 82	1,463,718 54	134,405 10
1897-98.....	145,553 22	386,395 09	96,187 09	22,100 04	1,701,312 95	190,490 30
1898-99.....	330,254 23	416,939 48	96,128 60	24,442 41	1,902,664 27	384,850 12
1899-1900.....	247,784 93	438,421 22	93,453 39	28,276 88	2,289,888 75	188,826 45
1900-01.....	233,161 59	456,350 68	93,551 28	68,980 95	3,386,632 16	210,414 02
1901-02.....	496,190 57	438,072 92	83,304 65	60,241 16	4,221,293 59	272,296 14
1902-03.....	417,136 56	477,839 82	87,924 75	28,280 34	4,065,553 27	328,315 52
1903-04.....	566,546 78	448,845 83	113,494 53	31,084 27	4,607,330 45	400,862 35
1904-05.....	1,052,677 44	463,720 09	140,423 55	34,219 74	6,765,446 01	489,751 23
1905-06.....	1,013,682 90	527,883 77	179,023 49	37,265 22	7,484,715 72	452,058 49
1906-7 (9 mos.)	679,154 74	423,263 06	125,832 26	29,268 65	5,520,571 42	390,209 84
1907-08.....	881,221 19	594,618 80	187,557 30	43,322 68	8,721,326 98	730,311 65
1908-09.....	1,201,804 76	545,112 67	191,532 56	44,936 86	12,300,184 05	987,691 92
1909-10.....	803,922 22	538,202 67	216,697 49	51,808 11	7,261,218 22	85,974 86
1910-11.....	869,164 16	527,760 92	240,585 69	64,484 10	8,621,431 25	635,018 09
1911-12.....	1,128,907 73	653,482 79	245,044 66	82,445 35	10,344,487 21	763,006 72
1912-13.....	1,121,200 11	704,831 10	283,188 27	97,951 22	13,468,505 20	667,356 38
1913-14.....	1,216,278 06	910,413 17	311,900 37	119,892 11	19,007,512 63	732,348 03
1914-15.....	1,133,716 74	860,031 14	358,557 52	118,994 94	19,343,532 35	727,205 72
1915-16.....	1,213,917 52	903,318 11	671,133 25	116,064 84	12,039,252 06	671,590 43
1916-17.....	1,113,871 71	913,207 93	2,814,545 52	128,504 62	8,633,095 80	750,524 87

8 GEORGE V, A. 1918

TABLE VIII.—Comparative Statement of Expenditure on Account of Consolidated Fund, etc.—*Continued.*

Year.	MISCELLANEOUS EXPENDITURES— <i>Continued.</i>					
	Scientific Institutions.	Settler's Relief, Manitoba.	Steamboat Inspection.	Subsidies to Provinces.	Super- annuation.	Yukon Provisional District.
	\$ cts.	\$ cts.	\$ cts.	\$ cts.	\$ cts.	\$ cts.
1867-68.....	8,200 00		10,406 93	2,753,966 46		
1868-69.....	8,950 00		11,299 99	2,604,050 13		
1869-70.....	9,150 00		7,396 96	2,588,604 96		
1870-71.....	9,379 82		8,321 00	2,624,940 23	12,880 49	
1871-72.....	16,618 15		8,500 00	2,930,113 10	38,842 81	
1872-73.....	18,830 54		13,266 00	2,921,399 87	53,026 03	
1873-74.....	50,614 38		10,291 58	3,752,757 48	64,442 84	
1874-75.....	44,629 76		12,199 81	3,750,961 88	77,298 25	
1875-76.....	46,047 72	83,405 80	13,081 86	3,690,355 15	101,627 16	
1876-77.....	45,558 85		13,073 01	3,655,850 58	104,826 99	
1877-78.....	46,050 00		14,315 82	3,472,807 87	106,588 91	
1878-79.....	61,206 99		13,157 38	3,442,764 34	113,531 63	
1879-80.....	46,054 51		11,854 34	3,430,846 31	127,792 22	
1880-81.....	46,663 94		12,149 15	3,455,517 73	147,362 10	
1881-82.....	47,454 07		14,835 97	3,530,999 48	160,319 95	
1882-83.....	51,990 35		16,209 02	3,606,672 61	186,236 67	
1883-84.....	56,398 89		21,893 28	3,603,714 38	192,692 70	
1884-85.....	55,825 46		23,211 58	3,959,326 91	203,636 21	
1885-86.....	56,898 33		21,799 03	4,182,525 91	200,635 25	
1886-87.....	57,266 21		22,825 80	4,169,341 04	202,285 85	
1887-88.....	59,981 10		21,430 43	4,188,513 53	212,743 72	
1888-89.....	59,477 07		22,313 03	4,051,427 62	218,933 65	
1889-90.....	58,452 10		20,989 52	3,904,922 12	241,764 66	
1890-91.....	62,457 10		22,183 76	3,903,756 61	241,110 49	
1891-92.....	65,722 99		22,736 59	3,935,913 56	253,679 88	
1892-93.....	64,513 38		24,386 95	3,935,764 80	263,710 15	
1893-94.....	97,850 19		25,939 89	4,206,654 77	262,302 07	
1894-95.....	77,241 56		26,385 88	4,250,674 46	265,385 77	
1895-96.....	81,699 92		26,321 27	4,235,664 24	311,231 79	
1896-97.....	79,994 12		26,837 83	4,238,059 08	307,792 66	
1897-98.....	79,442 37		26,342 29	4,237,372 19	340,185 67	47,026 65
1898-99.....	86,813 02		28,035 49	4,250,636 47	325,560 47	1,098,378 96
1899-1900.....	83,255 35		27,965 72	4,250,607 60	323,398 52	331,850 21
1900-01.....	90,551 48		29,247 50	4,250,607 48	324,507 13	274,953 55
1901-02.....	155,285 10		27,493 80	4,402,097 64	338,764 35	266,931 98
1902-03.....	126,754 19		30,172 09	4,402,502 88	346,418 98	807,806 89
1903-04.....	125,123 52		33,608 87	4,402,291 68	355,423 79	638,387 51
1904-05.....	163,726 65		50,187 85	4,516,038 48	353,260 65	476,227 54
1905-06.....	284,271 51		37,576 19	6,726,372 88	356,280 71	405,734 84
1906-07 (9 mos.)...	292,823 67		32,459 55	6,745,133 63	269,346 81	294,023 29
1907-08.....	576,817 90		42,210 43	9,032,774 89	372,841 59	394,596 71
1908-09.....	553,921 40		41,226 47	9,117,143 28	390,319 32	353,973 44
1909-10.....	633,784 87		40,782 77	9,361,388 20	406,877 05	330,431 08
1910-11.....	378,130 38		42,818 47	9,092,471 80	405,341 60	303,674 94
1911-12.....	417,350 30		45,353 11	10,281,044 98	417,045 16	324,241 97
1912-13.....	417,390 55		54,147 51	13,211,800 37	436,396 11	295,394 20
1913-14.....	490,540 90		63,714 12	11,250,468 67	443,556 87	347,917 27
1914-15.....	501,431 21		65,063 16	11,451,673 28	461,698 61	340,043 30
1915-16.....	463,494 42		64,884 01	11,451,673 28	454,342 04	314,575 39
1916-17.....	434,755 35		67,559 81	11,469,148 48	458,927 35	339,971 04

SESSIONAL PAPER No. 2

TABLE VIII.—Comparative Statement of Expenditure on Account of Consolidated Fund, etc.—*Continued.*

Year.	COLLECTION OF REVENUE.									
	Adulteration of Food.		Culling Timber.		Customs.		Dominion Lands.		Excise.	
	\$	cts.	\$	cts.	\$	cts.	\$	cts.	\$	cts.
1867-68.....			69,430	93	477,503	82			78,939	00
1868-69.....			67,089	33	496,049	94			109,414	56
1869-70.....			74,096	60	505,109	31			119,461	48
1870-71.....			62,130	22	500,441	49	14,243	97	129,563	56
1871-72.....			65,697	26	528,735	62	200,519	81	142,732	09
1872-73.....			69,691	90	567,765	36	237,676	19	171,704	85
1873-74.....			82,886	43	727,629	36	282,696	28	206,935	23
1874-75.....			81,956	33	682,673	65	185,218	92	199,253	72
1875-76.....	2,601	83	66,596	95	721,008	60	212,841	27	218,359	81
1876-77.....	4,903	46	68,171	76	721,604	95	90,521	71	211,157	18
1877-78.....	5,964	94	49,940	38	714,527	77	87,628	52	215,024	50
1878-79.....	7,797	02	44,670	02	719,711	29	91,773	29	211,064	71
1879-80.....	8,887	37	44,651	89	716,126	23	147,802	98	219,284	91
1880-81.....	8,149	10	51,079	65	717,704	31	67,745	97	247,577	05
1881-82.....	9,968	06	51,360	65	723,913	85	81,899	57	280,573	51
1882-83.....	9,722	07	56,228	79	757,245	62	115,746	90	278,910	51
1883-84.....	11,754	49	54,866	17	798,837	96	166,898	69	303,610	28
1884-85.....	14,948	08	50,580	00	791,537	91	178,727	29	309,268	29
1885-86.....	13,523	79	49,284	56	800,107	34	194,965	58	310,022	00
1886-87.....	21,334	01	51,120	43	819,131	62	195,725	71	344,690	93
1887-88.....	25,622	06	49,596	23	851,025	36	184,548	74	373,348	44
1888-89.....	23,667	79	48,307	56	864,590	46	188,759	92	362,833	42
1889-90.....	23,259	37	30,781	16	873,400	10	173,574	29	362,996	45
1890-91.....	24,725	12	28,599	75	900,491	82	158,483	11	378,236	81
1891-92.....	23,387	94	26,143	22	904,800	50	132,807	24	400,049	52
1892-93.....	24,249	78	27,628	69	901,946	10	136,179	17	387,673	27
1893-94.....	24,006	67	25,281	18	921,039	92	133,305	06	484,949	72
1894-95.....	24,284	44	23,299	16	917,632	39	129,727	51	471,864	90
1895-96.....	24,312	98	17,237	38	896,332	50	119,908	08	470,869	86
1896-97.....	24,008	80	16,618	75	945,245	33	111,415	12	464,426	75
1897-98.....	24,940	20	19,245	87	971,320	11	91,296	26	468,320	37
1898-99.....	23,132	76	17,601	39	1,037,635	65	92,913	92	464,620	01
1899-1900.....	24,577	10	17,403	10	1,071,222	17	104,979	49	468,993	89
1900-1901.....	24,991	37	18,448	10	1,123,817	06	133,416	53	458,382	71
1901-1902.....	24,956	74	17,101	51	1,176,024	24	158,843	94	463,404	51
1902-1903.....	19,841	13	16,378	16	1,229,028	71	186,355	81	478,984	31
1903-1904.....	20,994	55	14,722	41	1,357,184	29	247,242	02	522,361	21
1904-1905.....	21,359	43	13,912	89	1,468,093	42	276,982	10	537,813	77
1905-1906.....	27,356	42	13,133	90	1,548,384	08	433,135	09	555,923	25
1906-07 (9 mos.).....	21,777	33	9,822	27	1,222,948	67	385,073	87	456,773	97
1907-08.....	26,574	95	12,904	15	1,923,854	17	562,711	74	636,892	07
1908-09.....	20,504	40	13,276	87	1,994,951	46	548,607	75	643,704	74
1909-10.....	22,163	39	12,756	40	2,025,453	11	599,613	07	660,464	77
1910-11.....	21,245	29	12,015	93	2,187,174	76	1,804,250	49	703,659	65
1911-12.....	22,786	19	11,969	70	2,443,846	23	2,277,099	87	755,967	75
1912-13.....	22,520	04	12,089	68	3,150,776	75	2,462,623	92	843,685	67
1913-14.....	30,202	27	8,798	43	3,849,083	86	3,286,480	25	858,165	50
1914-15.....	47,238	59	7,911	84	3,775,364	31	3,701,179	88	830,174	57
1915-16.....	44,721	51	6,838	15	3,685,399	40	3,418,297	80	897,671	34
1916-17.....	42,795	99	6,510	55	3,745,790	90	2,866,712	13	977,333	44

8 GEORGE V, A. 1918

TABLE VIII.—Comparative Statement of Expenditure on account of Consolidated Fund, etc.—*Continued.*

Year.	Bounties.	COLLECTION OF REVENUE— <i>Continued.</i>				
		Inspection of Staples.	Liquor License Act.	Minor Revenues.*	Post Office.	Public Works.
		\$ cts.	\$ cts.	\$ cts.	\$ cts.	\$ cts.
1867-68.				16,841 91	616,802 21	44,783 22
1868-69.				21,778 26	787,886 32	51,039 41
1869-70.				32,804 16	808,622 77	68,560 13
1870-71.				35,436 78	815,470 59	78,300 12
1871-72.				39,369 95	929,609 33	92,206 63
1872-73.				22,262 12	1,067,866 09	118,021 66
1873-74.				11,371 03	1,387,270 48	128,859 65
1874-75.		1,499 52		23,867 04	1,520,861 21	157,680 64
1875-76.		537 72		20,024 02	1,622,827 10	147,215 00
1876-77.		648 64		20,181 01	1,705,311 54	112,486 17
1877-78.		1,020 08		21,785 45	1,724,938 52	97,123 93
1878-79.		622 94		27,888 26	1,784,423 88	110,618 25
1879-80.		966 94		28,732 52	1,818,271 05	103,170 01
1880-81.		573 73		3,575 08	1,876,657 96	199,948 28
1881-82.		933 44		5,916 41	1,980,567 25	137,679 97
1882-83.		460 17		5,445 20	2,176,089 09	147,411 14
1883-84.		706 40	3,840 65	2,824 78	2,312,965 27	180,688 65
1884-85.		847 96	2,230 45	2,587 92	2,488,315 36	180,360 91
1885-86.		1,797 38	53,515 86	6,478 11	2,763,186 41	191,836 30
1886-87.		1,801 80	186,342 30	3,973 35	2,818,907 22	173,612 82
1887-88.		2,549 22	6,340 29	3,868 59	2,889,728 59	154,187 05
1888-89.		2,370 00	338 48	3,773 99	2,982,321 48	215,085 51
1889-90.		2,040 51	268 08	5,221 91	3,074,469 91	186,345 83
1890-91.		1,930 41	1,230 84	3,810 97	3,161,675 72	196,580 19
1891-92.		2,238 46		3,529 84	3,316,120 03	190,386 22
1892-93.		1,659 56	15 00	4,478 38	3,421,203 17	149,390 98
1893-94.		2,208 06		5,532 27	3,517,261 31	154,257 24
1894-95.		2,354 73		1,585 49	3,593,647 47	151,698 22
1895-96.		2,576 94	12 61	1,833 73	3,665,011 30	159,460 22
1896-97.		2,921 38		859 10	3,789,478 34	147,567 92
1897-98.		4,161 83		1,575 08	3,575,411 99	156,313 85
1898-99.		5,100 00		2,078 66	3,603,799 10	165,907 30
1899-1900.		18,508 87		1,986 69	3,758,014 61	182,859 42
1900-1901.		14,834 99		1,718 49	3,931,446 01	272,808 72
1901-1902.		13,509 60		1,750 53	4,023,636 82	498,513 41
1902-1903.		66,261 19		2,658 50	4,105,178 48	562,403 51
1903-1904.		73,509 72		1,112 87	4,347,540 84	454,700 41
1904-1905.		88,661 49		1,949 32	4,634,527 78	560,360 50
1905-1906.		109,939 80		1,777 12	4,921,577 22	560,169 48
1906-07 (9 mos.)		83,531 52		1,246 12	3,979,557 34	456,814 03
1907-08.		132,487 70		2,703 18	6,005,929 74	583,952 65
1908-09.		160,184 62		1,986 81	6,592,386 40	625,034 23
1909-10.		184,871 02		680 29	7,215,337 47	576,490 81
1910-11.		203,594 80		522 69	7,954,222 79	594,868 80
1911-12.	533,530 84	226,894 75			9,172,035 47	651,553 81
1912-13.	235,233 55	340,294 82			10,882,804 57	686,370 64
1913-14.	143,652 47	450,737 57			12,822,058 44	780,455 41
1914-15.	124,272 23	2,353 63			15,961,191 47	799,152 31
1915-16.	109,236 68	2,066 60			16,009,138 77	857,877 09
1916-17.	101,428 28	2,592 82			16,300,578 65	849,341 07

* From 1911 transferred to "Adulteration of Food."

SESSIONAL PAPER No. 2

TABLE VIII.—Comparative Statement of Expenditure on Account of Consolidated Fund, etc.—*Concluded.*

Year.	COLLECTION OF REVENUE— <i>Concluded.</i>					Total.
	Labour.	Naval Service.	Railways and Canals.	Trade and Commerce.	Weights, Measures, Gas and Electric Light.	
	\$ cts.	\$ cts.	\$ cts.	\$ cts.	\$ cts.	\$ cts.
1867-68			581,503 11			13,486,092 96
1868-69			641,813 65			14,038,084 00
1869-70			743,070 44			14,345,509 58
1870-71			752,771 60			15,623,081 72
1871-72			913,236 45			17,589,468 82
1872-73			1,378,163 62			19,174,647 92
1873-74			2,260,820 07			23,316,316 75
1874-75			1,981,892 75		69,969 92	23,713,071 04
1875-76			1,897,282 83		99,785 05	24,488,372 11
1876-77			2,239,346 23		11,085 70	23,519,301 77
1877-78			2,374,313 97		96,484 66	23,503,158 25
1878-79			2,570,360 85		84,004 97	24,455,381 56
1879-80			2,226,456 21		60,566 76	24,850,634 45
1880-81			2,603,717 46		74,170 53	25,502,554 42
1881-82			2,755,832 95		69,323 49	27,067,103 58
1882-83			3,117,465 50		73,777 03	28,730,157 45
1883-84			3,122,103 01		83,523 12	31,107,706 25
1884-85			3,268,221 85		84,977 93	35,037,060 12
1885-86			3,339,670 25		84,363 72	39,011,612 26
1886-87			3,673,894 35		85,492 33	35,657,680 16
1887-88			4,160,332 20		88,618 27	36,718,494 79
1888-89			4,095,300 97		85,990 26	36,917,834 76
1889-90			4,362,200 26		88,383 23	35,994,031 47
1890-91			4,505,516 35		92,038 93	36,343,567 96
1891-92			4,337,876 96		88,707 27	36,765,894 18
1892-93			3,848,403 53		91,097 10	36,814,052 90
1893-94			3,760,549 82	9,249 30	94,975 58	37,585,025 52
1894-95			3,704,126 48	11,022 02	98,173 67	38,132,005 05
1895-96			3,826,225 51	9,462 80	97,925 32	36,949,142 03
1896-97			3,725,689 92	14,604 24	94,080 64	38,349,759 84
1897-98			4,049,274 60	17,186 71	90,617 50	38,832,525 70
1898-99			4,246,403 53	88,556 91	89,704 08	41,903,500 54
1899-1900			5,244,300 84	55,591 06	96,088 94	42,975,279 51
1900-1901			6,377,961 26	41,699 19	103,724 98	46,866,367 84
1901-1902			6,508,477 07	11,974 11	109,671 99	50,759,391 97
1902-1903			7,221,705 13	30,671 20	121,575 02	51,691,902 76
1903-1904			8,397,433 98	38,433 75	118,194 97	55,216,832 70
1904-1905			9,803,911 81	60,214 86	125,649 89	63,319,682 86
1905-1906			8,779,677 46	63,625 14	130,430 15	67,240,640 95
1906-07 (9 mos.)			7,011,857 58	62,534 99	100,243 18	51,542,161 09
1907-08			10,586,113 90	102,881 04	150,323 99	76,641,451 59
1908-09			10,780,125 52	91,446 29	160,495 07	84,064,232 38
1909-10			10,215,037 82	132,103 17	166,223 58	79,411,747 12
1910-11	93,402 31	2,256,709 13	11,123,250 80	165,865 17	180,965 17	87,774,198 32
1911-12	53,399 31	1,901,494 18	12,330,462 75	158,938 66	205,224 52	98,161,440 77
1912-13	68,476 19	2,086,049 45	13,766,180 34	614,509 29	224,344 78	112,059,537 41
1913-14	80,474 24	2,006,150 22	14,935,138 21	1,805,441 02	258,095 83	127,384,472 99
1914-15	63,441 28	1,289,021 98	13,876,059 63	2,943,495 14	288,831 57	135,523,206 54
1915-16	56,741 58	1,154,426 27	20,777,829 68	1,897,246 68	305,215 24	130,350,726 90
1916-17	57,565 47	1,237,230 36	27,124,003 68	1,588,247 30	296,305 56	148,599,343 23

8 GEORGE V, A. 1918

TABLE IX.—Comparative Statement of the Debt of Canada, payable in London, from July 1, 1867, to March 31, 1917, according to the rate of interest it bears.

Year.	At 2½ per cent interest.	At 3 per cent interest.	At 3½ per cent interest.	At 4 per cent interest.
	\$ cts.	\$ cts.	\$ cts.	\$ cts.
1867.....				681,333 34
1868.....				681,333 34
1869.....				7,300,000 00
1870.....				7,300,000 00
1871.....				7,300,000 00
1872.....				7,300,000 00
1873.....				7,300,000 00
1874.....				16,060,000 00
1875.....				35,526,666 67
1876.....				47,693,333 33
1877.....				59,859,999 99
1878.....				59,859,999 99
1879.....				74,459,999 99
1880.....				89,059,999 99
1881.....				89,059,999 99
1882.....				89,059,999 99
1883.....				89,059,999 99
1884.....			24,333,333 33	89,059,999 99
1885.....			31,619,241 30	128,689,929 21
1886.....			24,333,333 33	140,856,595 87
1887.....			24,333,333 33	140,856,595 87
1888.....		6,375,333 33	24,333,333 33	140,856,595 87
1889.....		19,466,666 67	24,333,333 33	140,856,595 87
1890.....		19,466,666 67	24,333,333 33	142,803,262 53
1891.....		19,890,297 66	24,333,333 33	148,643,262 52
1892.....		30,727,506 24	24,333,333 33	140,856,595 87
1893.....		33,538,644 67	24,333,333 33	142,316,595 87
1894.....		39,652,242 08	24,333,333 33	143,289,929 20
1895.....		50,602,241 01	24,333,333 33	140,856,595 87
1896.....		50,602,241 01	24,333,333 33	140,856,595 87
1897.....		50,602,241 01	24,333,333 33	140,856,595 87
1898.....	9,733,333 33	50,602,241 01	24,333,333 33	140,856,595 87
1899.....	9,733,333 33	50,602,241 01	24,333,333 33	140,856,595 87
1900.....	9,733,333 33	50,602,241 01	24,333,333 33	140,856,595 87
1901.....	9,733,333 33	50,602,241 01	24,333,333 33	140,856,595 87
1902.....	9,733,333 33	50,602,241 01	24,333,333 33	140,856,595 87
1903.....	9,733,333 33	50,602,241 01	24,333,333 33	140,856,595 87
1904.....	9,733,333 33	50,898,661 62	24,333,333 33	124,514,290 52
1905.....	9,733,333 33	51,751,568 26	24,333,333 33	123,701,998 46
1906.....	9,733,333 33	53,532,034 82	24,333,333 33	117,139,649 24
1907 (9 mos.).....	9,733,333 33	53,532,034 82	39,339,339 99	104,972,982 58
1908.....	9,733,333 33	54,486,684 10	53,989,339 99	103,600,210 03
1909.....	9,733,333 33	55,105,899 30	78,322,673 32	81,666,143 36
1910.....	7,748,245 83	42,512,076 63	108,462,370 08	48,123,185 19
1911.....	4,888,185 64	42,649,469 49	151,248,720 60	22,244,845 23
1912.....	4,888,185 64	43,116,280 15	175,582,053 93	14,283,666 69
1913.....	4,888,185 64	43,226,130 55	175,582,053 93	8,273,333 34
1914.....	4,888,185 64	37,262,129 50	175,582,053 93	58,400,000 00
1915.....	4,888,185 64	37,271,230 16	175,582,053 93	93,926,666 66
1916.....	4,888,185 64	37,271,230 16	175,582,053 93	93,926,666 66
1917.....	4,888,185 64	37,271,230 16	175,582,053 93	93,926,666 66

SESSIONAL PAPER No. 2

TABLE IX.—Comparative Statement of the Debt of Canada, etc.—*Concluded.*

Year.	At 5 per cent interest, 3 $\frac{3}{4}$ per cent after 1908.	At 6 per cent interest, 4 $\frac{1}{2}$ per cent after 1915.	Total	Interest.	Average interest.
	\$ cts.	\$ cts.	\$ cts.	\$ cts.	per cent.
1867.....	31,822,282 55	34,565,500 03	67,069,115 92	3,692,297 45	5·55
1868.....	31,822,282 55	34,291,993 38	66,795,609 27	3,675,887 05	5·50
1869.....	34,257,615 89	34,289,560 05	75,847,175 94	4,062,254 39	5·35
1870.....	34,257,615 89	34,289,560 05	75,847,175 94	4,062,254 39	5·35
1871.....	34,257,615 89	34,253,546 72	75,811,162 61	4,060,093 59	5·35
1872.....	34,086,795 89	35,099,860 04	76,486,655 93	4,102,331 39	5·36
1873.....	33,985,082 58	34,852,633 36	76,137,715 94	4,082,412 15	5·23
1874.....	33,830,322 56	35,907,726 59	85,798,049 15	4,488,379 71	4·95
1875.....	33,830,322 56	30,604,033 29	99,961,022 52	4,948,824 77	4·84
1876.....	33,829,349 23	30,610,846 62	112,133,529 18	5,435,851 58	4·74
1877.....	33,828,375 90	28,789,253 29	122,477,629 18	5,813,173 97	4·73
1878.....	33,828,375 90	27,556,039 96	121,244,415 85	5,739,181 19	4·67
1879.....	33,828,375 90	20,019,033 29	128,307,409 18	5,870,960 78	4·57
1880.....	33,926,195 88	14,038,386 66	137,024,582 53	6,101,012 98	4·43
1881.....	33,926,195 88	12,614,886 66	135,601,082 53	6,015,602 99	4·39
1882.....	33,807,935 88	9,254,939 99	132,122,875 86	5,808,093 20	4·37
1883.....	33,806,962 55	7,320,440 00	130,187,402 54	5,691,974 52	4·22
1884.....	33,806,962 55	5,956,800 00	153,157,095 87	6,461,822 79	3·99
1885.....	2,433,333 34	5,948,526 66	168,691,030 51	6,732,848 86	3·99
1886.....	2,433,333 34	4,623,820 01	172,247,082 55	6,885,026 35	3·99
1887.....	2,433,333 34	4,052,473 35	171,675,735 89	6,850,745 57	3·94
1888.....	2,433,333 34	2,603,180 02	176,601,775 89	6,955,047 97	3·85
1889.....	2,433,333 34	1,149,506 69	188,239,435 90	7,260,567 58	3·85
1890.....	2,433,333 34	526,573 34	189,563,169 21	7,301,058 23	3·72
1891.....	2,433,333 34	526,573 34	195,826,800 19	7,547,367 16	3·72
1892.....	2,433,333 34	453,573 34	198,804,342 12	7,556,636 75	3·67
1893.....	2,433,333 34	453,573 34	203,075,480 55	7,699,370 91	3·63
1894.....	2,433,333 34	209,708,837 95	7,894,497 77	3·63
1895.....	2,433,333 34	218,225,503 55	8,125,664 40	3·67
1896.....	2,433,333 34	218,225,503 55	8,125,664 40	3·72
1897.....	2,433,333 34	218,225,503 55	8,125,664 40	3·67
1898.....	2,433,333 34	227,958,836 88	8,368,997 73	3·67
1899.....	2,433,333 34	227,958,836 88	8,368,997 73	3·67
1900.....	2,433,333 34	227,958,836 88	8,368,997 73	3·67
1901.....	2,433,333 34	227,958,836 88	8,368,997 72	3·67
1902.....	2,433,333 34	227,958,836 88	8,368,997 72	3·67
1903.....	2,433,333 34	227,958,836 88	8,368,997 73	3·63
1904.....	209,479,618 80	7,612,531 45	3·63
1905.....	209,520,233 38	7,610,555 66	3·66
1906.....	204,738,350 72	7,508,895 25	3·57
1907 (9 mos.).....	207,627,690 72	7,426,840 57	3·56
1908.....	221,809,567 45	7,911,569 14	3·56
1909.....	52,982,913 33	277,810,962 64	9,891,308 85	3·49
1910.....	50,605,181 47	257,451,059 20	9,087,869 80	3·47
1911.....	50,019,457 02	271,030,677 98	9,460,917 34	3·43
1912.....	44,154,093 06	282,024,279 47	9,788,190 09	3·54
1913.....	26,710,116 01	258,679,819 47	8,896,923 09	3·59
1914.....	26,710,116 01	302,842,485 08	10,723,069 76	3·65
1915.....	26,701,842 68	338,369,979 07	12,144,099 22	3·65
1916.....	26,701,842 68	24,333,333 33	362,703,312 40	13,239,099 22	3·65
1917.....	26,701,842 68	24,333,333 33	362,703,312 40	13,239,099 22	3·65

8 GEORGE V, A. 1918

TABLE X.—Comparative Statement of the Liabilities and Assets of Canada, from July 1, 1867, to March 31, 1917, according to the rate of interest they bear.

LIABILITIES.						
Year.	Without interest.	At varying rates.	At 2½ per cent interest.	At 3 per cent interest.	At 3½ per cent interest.	At 3¾ per cent interest, 4½ per cent after 1915.
	\$ cts.	\$ cts.	\$ cts.	\$ cts.	\$ cts.	\$ cts.
1867....	5,540,631 46	1,475,965 20
1868....	7,357,516 08	1,372,873 87
1869....	16,126,758 75	49,080 91
1870....	15,992,256 24	215,570 75
1871....	15,309,448 81
1872....	20,798,013 74
1873....	24,148,529 23	1,460,000 00
1874....	23,852,384 38
1875....	22,435,678 60	2,006,471 47
1876....	23,109,916 35
1877....	22,211,254 14	3,893,875 87
1878....	22,144,318 79	4,446,574 93
1879....	22,867,335 83	133,767 39
1880....	25,955,254 58
1881....	26,904,266 58
1882....	27,969,352 45
1883....	28,138,176 05
1884....	16,580,674 13	24,333,333 33
1885....	16,888,486 64	31,976,911 31
1886....	17,538,563 86	24,333,333 33
1887....	16,137,025 14	25,574,333 33
1888....	17,164,248 57	6,375,333 33	24,333,333 33
1889....	16,358,590 82	19,466,666 67	24,333,333 33
1890....	16,590,489 19	19,466,666 67	65,345,798 37
1891....	17,546,896 91	19,890,297 66	63,785,859 49
1892....	18,220,323 23	2,323,399 04	31,599,199 14	66,050,115 09
1893....	19,310,137 44	35,353,216 64	69,032,049 50
1894....	20,737,413 23	41,907,887 49	69,954,096 20
1895....	20,512,348 06	52,477,715 10	71,938,811 96
1896....	21,131,308 81	54,419,247 33	74,900,235 63
1897....	23,082,647 91	4,866,666 66	52,525,498 98	79,674,046 43
1898....	22,921,520 11	9,733,333 33	106,085,014 18	27,897,548 01
1899....	25,392,922 42	9,733,333 33	106,325,222 48	31,725,181 34
1900....	27,121,574 75	9,733,333 33	109,651,311 40	27,755,098 01
1901....	32,087,432 54	9,733,333 33	113,275,927 25	27,632,698 01
1902....	40,630,898 03	9,733,333 33	115,849,343 43	28,085,398 01
1903....	42,452,071 49	9,733,333 33	119,235,036 01	28,035,764 67
1904....	50,102,921 56	9,733,333 33	126,410,805 56	32,907,864 67
1905....	61,966,818 06	2,920,000 00	9,733,333 33	123,078,947 33	34,880,732 67
1906....	71,503,730 51	3,127,473 22	9,733,333 33	125,983,337 62	43,268,499 34
1907 (9mois)	69,058,244 08	1,657,659 61	9,733,333 33	128,649,874 82	41,786,906 00	2,500,000 00
1908....	74,217,122 45	9,299,999 99	9,733,333 33	130,796,887 93	56,262,206 00	2,500,000 00
1909....	88,096,932 67	13,606,333 32	9,733,333 33	131,643,100 16	80,582,739 33	2,500,000 00
1910....	96,659,298 30	17,033,333 33	7,748,245 83	118,417,093 86	110,771,936 09	2,500,000 00
1911....	102,539,036 53	4,888,185 64	119,445,437 20	153,534,236 61	2,500,000 00
1912....	119,649,199 64	4,888,185 64	124,470,561 70	177,803,381 94	2,500,000 00
1913....	118,465,625 73	4,888,185 64	126,147,459 65	177,763,271 94
1914....	127,498,793 07	8,273,333 32	4,888,185 64	120,446,446 81	176,291,507 27
1915....	176,465,111 49	14,599,999 99	4,888,185 64	118,282,916 39	237,737,691 49
1916....	186,771,807 46	4,888,185 64	117,440,283 23	188,275,785 63	119,540,684 50
1917....	205,846,162 79	4,888,185 64	120,802,011 66	188,238,135 63	119,540,684 50

SESSIONAL PAPER No. 2

TABLE X.—Comparative Statement of the Liabilities and Assets of Canada.—
Continued.

LIABILITIES.							
Year.	At 4 per cent interest.	At 5 per cent interest.	At 5½ per cent interest.	At 6 per cent interest.	At 7 per cent interest.	Total.	
	\$ cts.	\$ cts.	\$ cts.	\$ cts.	\$ cts.	\$ cts.	
1867.....	1,326,020 36	39,105,464 06	42,724,770 65	2,873,200 00	93,046,051 73	
1868.....	1,482,309 41	38,842,604 18	44,468,162 66	3,373,200 00	96,896,666 20	
1869.....	8,462,349 19	41,450,757 78	46,273,051 76	112,361,998 39	
1870.....	10,988,455 77	41,715,796 57	47,081,627 43	115,993,706 76	
1871.....	10,784,737 01	42,421,848 16	46,976,648 78	115,492,682 76	
1872.....	11,535,686 42	42,982,700 32	47,083,778 88	122,400,179 36	
1873.....	12,182,426 95	45,507,104 92	46,445,371 09	129,743,432 19	
1874.....	22,000,630 30	47,581,309 06	47,729,227 59	141,163,551 33	
1875.....	41,407,278 48	46,506,339 70	39,307,633 37	151,663,401 62	
1876.....	53,484,907 35	46,281,617 45	38,328,246 71	161,204,687 86	
1877.....	66,048,861 22	46,085,697 04	36,436,146 70	174,675,834 97	
1878.....	67,007,001 66	46,180,932 79	35,178,440 79	174,957,268 96	
1879.....	82,308,380 33	46,646,224 26	27,528,163 40	179,483,871 21	
1880.....	98,729,249 29	52,110,026 68	17,839,910 13	194,634,440 68	
1881.....	105,896,671 99	51,071,759 81	15,988,839 13	199,861,537 51	
1882.....	114,395,461 68	50,707,998 26	12,292,439 58	205,365,251 97	
1883.....	119,440,449 97	44,328,819 89	10,251,658 39	202,159,104 30	
1884.....	136,095,224 18	56,663,970 74	8,809,213 83	242,482,416 21	
1885.....	182,816,345 06	25,088,176 22	7,933,688 20	264,703,607 43	
1886.....	199,315,109 78	25,378,045 41	6,599,288 73	273,164,312 11	
1887.....	200,240,843 18	25,200,173 65	6,035,251 13	273,187,626 43	
1888.....	206,885,433 60	25,179,146 25	4,576,346 81	284,513,841 89	
1889.....	199,916,662 75	24,825,223 04	2,821,586 15	287,722,062 76	
1890.....	156,809,439 75	25,712,231 90	2,187,669 22	286,112,295 10	
1891.....	160,917,136 92	25,588,639 33	2,170,399 31	289,899,229 62	
1892.....	150,037,659 81	25,011,633 88	2,090,943 91	295,333,274 10	
1893.....	149,583,741 79	24,926,312 66	1,858,066 71	300,054,524 74	
1894.....	149,526,257 16	24,823,701 97	1,398,667 91	308,348,023 96	
1895.....	147,038,124 05	24,712,924 63	1,368,831 07	318,048,754 87	
1896.....	146,994,106 70	27,019,137 10	1,253,501 16	325,717,536 73	
1897.....	144,208,595 87	26,914,412 74	1,258,262 74	332,530,131 33	
1898.....	143,709,497 02	26,804,687 31	1,224,384 27	338,375,984 23	
1899.....	143,731,700 76	27,021,916 29	1,230,625 92	345,160,902 54	
1900.....	143,794,596 94	26,955,228 60	1,195,836 89	346,206,975 92	
1901.....	143,767,498 38	26,976,589 19	1,258,953 82	354,732,432 52	
1902.....	143,800,655 96	26,985,955 15	1,272,892 68	At 4½ per cent interest.	366,358,476 59	
1903.....	143,770,888 58	16,831,284 24	1,285,720 05	361,344,098 37	
1904.....	124,701,710 60	19,805,002 18	1,300,874 27	3½ per cent after 1908.	364,962,512 17	
1905.....	123,962,398 27	19,812,694 85	1,323,655 29	377,678,579 80	
1906.....	118,015,198 47	16,895,034 19	1,349,073 71	2,394,000 00	392,269,680 39	
1907 (9 mos.)..	108,239,490 66	14,579,569 22	1,367,748 37	2,394,000 00	379,966,826 02	
1908.....	106,463,809 80	15,142,472 03	1,397,326 72	2,394,000 00	408,207,158 25	
1909.....	82,814,596 03	15,147,924 14	1,427,554 71	52,982,913 33	478,535,427 02	
1910.....	49,916,903 64	15,564,797 33	1,446,256 14	50,605,181 47	470,663,045 99	
1911.....	24,890,709 33	15,571,041 91	1,553,383 18	50,019,457 02	474,941,487 49	
1912.....	18,105,714 66	15,164,152 97	1,603,272 16	44,154,093 06	508,358,591 77	
1913.....	12,421,941 83	15,169,758 60	1,666,195 84	26,710,116 01	483,232,555 24	
1914.....	63,376,328 28	15,172,698 86	1,733,959 60	26,710,116 01	544,391,368 86	
1915.....	99,789,349 69	20,172,698 86	1,836,018 14	26,701,842 68	700,473,814 37	
1916.....	100,859,369 91	90,559,250 35	1,950,593 02	26,701,842 68	936,927,802 42	
1917.....	102,001,709 55	511,905,776 06	100,000,000 00	2,078,759 18	26,701,842 68	1,382,603,267 69	

8 GEORGE V, A. 1918

TABLE X —Comparative Statement of the Liabilities and Assets of Canada.—
Continued.

LIABILITIES.			ASSETS.		
Year.	Total interest.	Average rate of interest.	Without interest.	At Varying rate.	At 2½ per cent interest.
	\$ cts.		\$ cts.	\$ cts.	\$ cts.
1867.....	4,851,710 70	5·21	1,463,690 84	3,174,660 16
1868.....	4,974,279 93	5·13	4,209,856 29	3,162,825 75
1869.....	5,188,641 90	4·62	15,812,184 66	1,460,016 25
1870.....	5,355,614 96	4·61	15,675,193 64	353,960 99
1871.....	5,371,082 30	4·65	14,366,317 84	677,754 14
1872.....	5,435,599 19	4·44	18,107,041 19	341,756 57
1873.....	5,549,374 57	4·33	20,513,788 37	301,756 57
1874.....	6,122,844 30	4·28	21,408,907 41	301,756 57
1875.....	6,340,056 39	4·18	22,107,852 14	787,703 70
1876.....	6,753,171 89	4·18	21,167,884 23	1,615,987 86
1877.....	7,132,408 11	4·08	22,256,314 13	5,297,169 70
1878.....	7,100,033 17	4·05	22,316,036 10	484,863 05
1879.....	7,281,018 07	4·00	23,334,300 66	601,491 21
1880.....	7,625,065 90	3·91	24,778,812 88	999,852 32
1881.....	7,748,785 21	3·87	26,627,752 69	177,378 98
1882.....	7,848,764 76	3·82	26,829,052 85	173,458 80
1883.....	7,609,158 49	3·76	21,524,762 67	173,262 70
1884.....	9,657,227 00	3·98	9,723,888 91	461,516 89
1885.....	10,162,275 80	3·84	10,203,605 48	344,185 96
1886.....	10,489,130 64	3·84	14,748,758 45	2,163,215 04
1887.....	10,526,859 14	3·85	10,283,517 25
1888.....	10,851,882 13	3·81	10,921,419 03	4,900,000 00
1889.....	10,842,889 48	3·79	9,945,182 80
1890.....	10,560,352 24	3·69	8,576,100 98
1891.....	10,675,555 38	3·68	9,615,076 45
1892.....	10,683,742 63	3·62	10,202,283 25
1893.....	10,817,967 50	3·60	11,700,649 44
1894.....	11,001,880 41	3·57	13,858,251 39
1895.....	11,291,490 91	3·55	14,734,803 47
1896.....	11,560,016 73	3·54	13,729,712 84
1897.....	11,675,583 46	3·51	15,118,098 48
1898.....	11,564,375 22	3·41	16,059,770 38	1,669,324 09
1899.....	11,707,667 96	3·39	17,725,920 85	3,444,381 04
1900.....	11,675,576 57	3·37	20,140,583 77	4,484,448 45
1901.....	11,783,822 69	3·32	22,602,735 50	4,683,407 51
1902.....	11,879,500 12	3·24	27,546,390 07	5,102,254 55
1903.....	11,471,179 13	3·17	35,500,382 24	5,211,889 05
1904.....	11,213,803 67	3·08	42,392,418 52	5,211,889 31
1905.....	11,250,777 37	2·98	48,877,013 45	5,237,585 65
1906.....	11,386,164 97	2·90	61,257,031 84	5,237,585 64
1907 (9 mos.).....	10,906,890 92	2·87	53,581,605 90	5,237,585 65
1908.....	11,435,329 42	2·80	62,386,728 79	940,000 00	5,357,139 29
1909.....	13,247,181 43	2·76	70,625,532 45	19,696,776 85	4,891,803 02
1910.....	12,470,165 91	2·65	89,567,739 86	336,240 51	3,372,051 78
1911.....	12,914,045 80	2·62	90,066,199 50	2,491,093 35	511,991 61
1912.....	13,242,330 68	2·60	107,033,127 78	15,469,839 16	511,991 61
1913.....	12,485,312 64	2·58	106,835,624 20	1,899,466 92	511,991 61
1914.....	14,687,797 46	2·70	113,144,174 95	13,241,778 55	511,991 61
1915.....	18,103,200 45	2·58	112,869,581 49	4,574,656 83	511,991 61
1916.....	30,295,088 44	3·23	143,618,953 99	43,710,945 33	511,991 61
1917.....	52,015,332 37	3·76	162,576,448 89	169,558,345 82	535,291 46

SESSIONAL PAPER No. 2

TABLE X.—Comparative Statement of Liabilities and Assets of Canada, etc.—
Continued.

ASSETS.					
Year.	At 3 per cent interest.	At 3½ per cent interest.	At 4 per cent interest.	At 4½ per cent interest, 3½ per cent after 1908.	A 5 per cent interest.
	\$ cts.	\$ cts.	\$ cts.	\$ cts.	\$ cts.
1867.....					12,244,725 90
1868.....					13,334,215 96
1869.....	2,000,000 00		2,768,234 70		14,019,390 12
1870.....		4,883,089 49	2,076,176 03		14,358,230 70
1871.....		5,055,492 89	1,384,117 36		15,362,739 09
1872.....		3,584,778 18	1,642,058 69		15,011,582 22
1873.....					7,686,488 47
1874.....					9,735,918 01
1875.....			2,280,213 29		9,087,249 55
1876.....			4,802,955 47		7,674,341 29
1877.....			5,993,492 64		6,467,177 88
1878.....			3,659,686 66		6,674,614 98
1879.....			4,082,972 82		7,309,328 67
1880.....		1,000,000 00	6,025,457 45		8,176,112 25
1881.....	390,000 00	2,100,000 00	6,105,150 79		8,041,276 38
1882.....	15,000 00	3,853,066 67	11,263,294 49		8,686,123 44
1883.....	15,000 00		10,583,133 14	140,000 00	10,487,533 05
1884.....		4,087,093 28	19,617,019 37		25,750,419 36
1885.....		1,122,015 40	19,493,197 79		36,468,643 70
1886.....		1,888,356 53	20,549,916 68		10,111,302 50
1887.....		2,713,862 18	22,234,816 47		10,130,043 15
1888.....	434,717 42	2,923,825 72	21,141,398 83		9,412,791 32
1889.....	5,564,375 59	2,959,469 42	21,808,474 06		9,821,983 12
1890.....	3,356,644 12	2,860,377 73	22,514,851 09		11,226,550 48
1891.....	4,743,422 29	2,916,738 15	23,067,691 07		11,724,737 80
1892.....	6,624,845 79	2,978,089 89	23,102,731 08		11,271,356 30
1893.....	8,711,227 59	2,987,221 98	23,186,533 50		11,765,319 27
1894.....	10,662,540 19	2,985,717 13	22,933,006 57		11,703,919 20
1895.....	11,892,876 18	2,985,717 13	23,629,305 93		11,709,565 07
1896.....	13,584,653 04	4,219,783 80	24,633,665 77		11,030,728 51
1897.....	14,844,344 56	4,459,921 03	25,522,878 94		11,024,731 86
1898.....	15,361,384 20	4,374,881 03	25,910,766 47		11,021,899 15
1899.....	16,068,811 90	4,374,881 03	26,160,337 45		11,090,471 63
1900.....	18,489,111 74	3,337,126 00	23,098,356 16		11,141,986 91
1901.....	17,840,146 16	5,508,978 15	24,423,049 35		11,172,552 16
1902.....	19,620,481 55	5,595,586 40	25,552,631 41		11,112,042 99
1903.....	21,544,060 02	5,925,059 73	27,012,830 49		4,542,887 97
1904.....	22,740,830 14	5,721,883 67	23,462,384 27		4,565,387 66
1905.....	23,375,784 44	6,083,341 12	23,848,696 10		4,031,992 44
1906.....	24,810,333 05	5,931,613 87	23,961,587 96		4,028,550 28
1907 (9 mos).....	25,792,403 82	6,014,347 20	21,632,234 97		4,036,788 59
1908.....	27,449,737 17	6,365,662 33	23,698,349 93		4,048,680 96
1909.....	28,479,737 15	7,057,656 43	19,122,888 68	1,185,252 88	3,545,500 39
1910.....	14,883,455 29	6,139,951 25	16,405,467 85	550,469 01	3,139,124 11
1911.....	16,003,103 06	6,611,547 31	15,862,076 73	225,159 88	3,128,263 95
1912.....	15,045,018 87	11,960,418 36	15,174,680 67	225,159 88	2,998,894 73
1913.....	26,461,660 07	15,382,229 18	14,605,753 24	225,159 88	3,009,044 46
1914.....	35,745,544 65	19,855,260 82	22,799,438 55	225,159 88	2,871,169 71
1915.....	42,618,071 24	26,132,047 70	29,978,530 87	225,159 88	33,925,378 16
1916.....	42,683,943 28	28,732,148 75	31,306,794 71	641,666 55	29,433,747 19
1917.....	45,963,407 48	29,908,082 01	30,806,386 99	955,987 22	50,369,706 73

8 GEORGE V, A. 1918

TABLE X.—Comparative Statement of the Liabilities and Assets of Canada, etc.—*Continued.*

ASSETS.						Total Debt.
Year.	At 6 per cent interest.	At 6 per cent interest. 4½ per cent after 1914.	Total Assets.	Total Interest.	Average rate of interest.	
	\$ cts.	\$ cts.	\$ cts.	\$ cts.		\$ cts
1867.....		434,333 46	17,317,410 36	783,187 38	4·35	93,046,091 73
1868.....		432,633 46	21,139,531 46	806,968 26	3·77	96,896,666 20
1869.....		442,853 46	36,502,679 19	929,268 20	2·53	112,361,998 39
1870.....		437,313 46	37,783,964 31	1,001,452 06	2·65	115,993,706 76
1871.....		939,743 79	37,786,165 11	1,068,269 50	2·88	115,492,682 76
1872.....		1,525,890 47	40,216,107 32	1,033,282 50	2·57	122,400,179 36
1873.....		1,392,937 14	29,894,970 55	467,900 65	1·56	129,743,432 19
1874.....		1,392,094 92	32,838,586 91	579,316 19	1·74	141,163,551 33
1875.....		1,392,004 92	35,655,023 60	629,091 29	1·76	151,663,401 62
1876.....		1,394,002 93	36,653,173 78	673,955 49	1·83	161,204,687 86
1877.....		1,426,371 59	41,440,525 94	648,680 89	1·55	174,675,834 97
1878.....		1,359,998 26	34,495,199 05	566,718 20	1·63	174,957,268 96
1879.....		1,165,590 49	36,493,683 85	616,765 49	1·69	179,483,871 21
1880.....		1,202,617 17	42,182,852 07	756,980 93	1·79	194,634,440 68
1881.....		1,024,198 27	44,465,757 11	798,243 11	1·79	199,361,537 51
1882.....		881,604 94	51,703,601 19	1,078,325 32	2·08	105,365,251 97
1883.....		768,698 28	43,692,389 84	1,005,771 77	2·29	202,159,104 30
1884.....		680,628 14	60,320,565 95	2,272,240 77	3·76	242,482,416 21
1885.....		664,266 96	68,295,915 29	2,694,333 14	3·94	264,703,607 43
1886.....		543,684 82	50,005,234 02	1,501,927 85	3·00	273,164,341 11
1887.....		511,476 32	45,873,715 37	1,521,568 57	3·31	273,187,626 43
1888.....		248,331 41	49,982,483 73	1,507,820 83	3·02	284,513,841 89
1889.....		92,536 12	50,192,021 11	1,649,894 04	3·28	287,722,062 76
1890.....		44,558 93	48,579,083 33	1,655,407 64	3·41	286,112,295 10
1891.....		22,533 35	52,090,199 11	1,753,333 02	3·36	289,899,229 62
1892.....		22,533 35	54,202,162 04	1,792,007 65	3·30	295,333,274 10
1893.....		22,533 35	58,373,485 13	1,882,968 88	3·23	300,054,524 74
1894.....		21,560 00	62,164,994 48	1,928,186 11	3·10	308,348,023 96
1895.....		21,560 00	64,973,827 78	1,993,230 45	3·07	318,048,754 87
1896.....		21,560 00	67,220,103 96	2,093,408 67	3·11	325,717,536 73
1897.....		21,560 00	70,991,534 87	2,174,872 90	3·06	332,530,131 33
1898.....		21,560 00	74,419,585 32	2,244,514 61	3·00	338,375,984 23
1899.....		21,560 00	78,886,363 90	2,323,525 17	2·94	345,160,902 54
1900.....		21,560 00	80,713,173 03	2,265,911 15	2·80	346,206,979 92
1901.....		21,560 00	86,252,428 83	2,381,946 96	2·75	354,732,432 52
1902.....			94,529,386 97	2,489,723 72	2·63	366,358,476 59
1903.....			99,737,109 50	2,291,673 73	2·30	361,344,098 37
1904.....			104,094,793 57	2,179,532 78	2·09	364,962,512 17
1905.....			111,454,413 20	2,198,208 19	1·97	377,678,579 80
1906.....			125,226,702 64	2,061,462 37	1·64	392,269,680 39
1907 (9 mos.)			116,294,966 13	2,182,342 71	1·87	379,966,826 09
1908.....			130,246,298 41	2,330,586 80	1·78	408,207,158 25
1909.....			154,605,147 85	2,205,342 69	1·42	478,535,427 02
1910.....			134,344,499 66	1,579,520 75	1·17	470,663,045 99
1911.....			134,899,435 39	1,523,636 79	1·13	474,941,487 42
1912.....			168,419,13 06	1,648,140 45	0·97	508,338,591 77
1913.....			168,930,929 56	2,088,078 45	1·23	483,232,555 24
1914.....			208,394,518 72	2,844,079 78	1·36	544,391,368 86
1915.....		262,313 33	251,097,731 16	5,121,621 34	2·39	700,473,814 37
1916.....		1,188,439 99	321,831,631 40	7,286,104 53	2·26	936,987,802 42
1917.....	10,664,333 30	1,478,979 99	502,816,969 89	15,409,989 11	3·06	1,382,003,267 69

SESSIONAL PAPER No. 2

TABLE X.—Comparative Statement of the Liabilities and Assets of Canada, etc.—*Continued.*

Year.	Total Assets.	Net Debt.	Interest (calculated on balance at the close of the year).			
			On Liabilities.		On Assets.	
	\$ cts.	\$ cts.	\$ cts.	\$ cts.	\$ cts.	\$ cts.
1867.....	17,317,410 36	75,728,641 37	4,851,710 70		753,187 48	
1868.....	21,139,531 46	75,757,134 74	4,974,279 93		806,968 26	
1869.....	36,502,679 19	75,859,319 20	5,188,641 90		929,268 20	
1870.....	37,783,964 31	78,209,742 45	5,355,614 96		1,001,452 06	
1871.....	37,786,165 11	77,706,517 65	5,371,082 30		1,068,269 50	
1872.....	40,213,107 32	82,187,072 04	5,435,599 19		1,033,282 50	
1873.....	29,894,970 55	99,848,461 64	5,549,374 57		467,900 85	
1874.....	32,838,586 91	108,324,964 42	5,122,844 30		570,316 19	
1875.....	35,655,023 60	116,008,378 02	6,340,056 39		629,091 29	
1876.....	38,653,173 78	124,551,514 08	6,753,171 89		673,955 49	
1877.....	41,440,525 94	133,235,309 03	7,132,408 11		648,680 89	
1878.....	34,595,199 05	140,362,069 91	7,100,033 17		566,718 20	
1879.....	36,493,683 85	142,990,187 36	7,281,018 07		616,765 49	
1880.....	42,182,852 07	152,451,588 61	7,625,065 90		756,980 93	
1881.....	44,465,757 11	155,895,780 40	7,748,785 21		798,243 11	
1882.....	51,708,601 14	153,661,650 78	7,848,764 76		1,078,325 32	
1883.....	51,703,601 19	158,466,714 46	7,609,158 49		1,005,771 77	
1884.....	60,320,565 95	182,161,850 26	9,657,227 00		2,272,240 77	
1885.....	68,295,915 29	196,407,692 14	10,162,275 80		2,694,333 14	
1886.....	50,005,234 02	223,159,107 09	10,489,130 64		1,501,927 85	
1887.....	45,873,713 37	227,313,911 06	10,526,859 14		1,521,568 57	
1888.....	49,982,483 73	234,531,358 16	10,849,424 13		1,507,820 83	
1889.....	50,192,021 11	237,530,041 65	10,842,889 48		1,649,894 04	
1890.....	48,579,083 33	237,533,211 77	10,560,352 24		1,655,407 63	
1891.....	52,096,199 11	237,809,030 51	10,675,555 38		1,753,333 02	
1892.....	54,201,839 66	241,131,434 44	10,683,742 63		1,792,007 65	
1893.....	58,373,485 13	241,681,039 61	10,817,967 50		1,882,968 88	
1894.....	62,164,994 48	246,183,029 48	11,001,880 41		1,928,186 11	
1895.....	64,973,827 78	253,074,927 09	11,291,490 91		1,993,230 45	
1896.....	67,220,103 96	258,497,432 77	11,560,016 73		2,093,408 67	
1897.....	70,991,534 87	261,538,596 46	11,675,583 46		2,174,872 90	
1898.....	74,419,585 32	263,956,398 91	11,564,375 22		2,244,514 61	
1899.....	78,886,363 90	266,274,538 64	11,707,667 96		2,323,525 17	
1900.....	80,713,173 03	265,493,806 89	11,675,576 57		2,265,911 15	
1901.....	86,252,428 83	268,840,003 69	11,783,822 69		2,381,946 96	
1902.....	94,529,386 97	271,829,089 62	11,879,500 12		2,489,723 72	
1903.....	99,737,109 50	261,606,988 87	11,471,179 13		2,291,673 73	
1904.....	104,094,793 57	260,867,718 60	11,243,803 67		2,179,532 78	
1905.....	111,454,413 20	266,224,166 60	11,250,777 37		2,198,208 19	
1906.....	125,226,702 64	267,042,977 75	11,386,164 97		2,061,462 37	
1907(9 mos.).....	116,294,966 13	263,671,859 96	10,906,890 92		2,182,342 71	
1908.....	130,246,298 41	277,960,859 84	11,435,329 42		2,330,586 80	
1909.....	154,605,147 85	323,930,279 17	13,247,181 43		2,265,342 69	
1910.....	134,394,499 66	336,268,546 33	12,470,165 91		1,579,520 75	
1911.....	134,899,435 39	340,042,052 03	12,614,045 89		1,523,636 79	
1912.....	168,419,131 06	339,919,460 71	13,242,330 68		1,648,140 45	
1913.....	168,930,929 56	314,301,625 68	12,485,312 64		2,088,078 45	
1914.....	208,394,518 72	335,996,850 14	14,687,797 46		2,844,079 78	
1915.....	251,097,731 16	449,376,083 21	18,103,200 45		5,121,621 34	
1916.....	321,831,631 40	615,156,171 02	30,295,088 44		7,286,104 53	
1917.....	502,816,969 89	879,186,297 80	52,015,332 37		15,409,980 11	

8 GEORGE V, A. 1918

TABLE X.—Comparative Statement of the Liabilities and Assets of Canada, etc.—*Concluded.*

Year.	Interest (calculated on balance at the close of the year).		Average.	Interest Paid.		Less Actual Interest on Investment.		Net Interest.	
	Net interest.								
	\$	cts.		\$	cts.	\$	cts.	\$	cts.
1867.....	4,098,523	22	5·41	4,501,568	33	126,419	84	4,375,148	49
1868.....	4,167,311	67	5·50	4,907,013	71	313,021	20	4,593,992	51
1869.....	4,259,373	70	5·63	5,047,054	24	383,955	91	4,663,098	33
1870.....	4,354,162	90	5·56	5,165,304	24	554,383	72	4,610,920	52
1871.....	4,302,812	80	5·54	5,257,230	64	488,041	54	4,769,189	10
1872.....	4,402,316	69	5·38	5,209,205	97	396,403	94	4,812,802	03
1873.....	5,081,473	92	5·09	5,724,436	31	610,863	00	5,113,573	31
1874.....	5,552,528	11	5·12	6,590,790	19	840,886	65	5,749,903	54
1875.....	5,710,965	10	4·92	6,400,902	07	798,905	95	5,601,996	12
1876.....	6,079,216	40	4·88	6,797,227	25	717,684	31	6,079,542	94
1877.....	6,483,727	22	4·85	7,048,883	55	605,774	22	6,443,109	33
1878.....	6,533,314	97	4·65	7,194,734	14	592,500	04	6,602,234	10
1879.....	6,664,252	58	4·52	7,773,868	75	834,792	67	6,939,076	08
1880.....	6,868,084	97	4·50	7,594,144	88	751,513	49	6,842,631	39
1881.....	6,950,542	10	4·47	7,740,804	47	914,009	27	6,826,795	20
1882.....	6,770,439	44	4·42	7,668,552	89	1,001,192	96	6,667,359	93
1883.....	6,603,386	72	4·16	7,700,180	61	986,638	37	6,713,482	24
1884.....	7,384,986	23	4·06	9,419,482	19	1,997,035	51	7,422,446	68
1885.....	7,467,942	66	3·80	10,137,008	66	2,299,078	91	7,837,929	75
1886.....	8,987,202	79	4·02	9,682,928	87	990,886	69	8,692,042	18
1887.....	9,005,290	57	3·96	9,823,313	00	932,025	35	8,891,287	65
1888.....	9,341,603	30	3·99	10,148,931	97	1,305,392	25	8,843,539	72
1889.....	9,192,995	44	3·86	9,656,841	16	1,082,271	36	8,574,569	80
1890.....	8,904,944	61	3·75	9,584,136	74	1,077,228	14	8,506,908	60
1891.....	8,922,222	36	3·75	9,763,978	34	1,086,419	93	8,677,558	41
1892.....	8,891,734	98	3·68	9,806,888	45	1,150,166	51	8,656,722	30
1893.....	8,934,998	62	3·69	10,212,596	13	1,217,808	97	8,994,787	16
1894.....	9,073,694	30	3·69	10,466,294	44	1,336,046	94	9,130,247	50
1895.....	9,293,260	46	3·67	10,502,429	90	1,370,000	56	9,132,429	34
1896.....	9,466,607	06	3·66	10,645,663	27	1,443,003	84	9,202,659	43
1897.....	9,500,710	56	3·63	10,516,757	90	1,513,454	58	9,003,303	32
1898.....	9,319,860	61	3·52	10,855,111	84	1,590,447	91	9,264,661	93
1899.....	9,384,142	79	3·52	10,699,645	20	1,683,050	51	9,016,594	69
1900.....	9,409,665	42	3·54	10,807,954	65	1,784,833	79	9,023,120	86
1901.....	9,401,875	73	3·50	10,975,935	15	1,892,224	09	9,083,711	06
1902.....	9,389,776	40	3·45	11,068,139	17	2,020,953	04	9,047,186	13
1903.....	9,179,505	40	3·51	11,128,636	72	2,236,255	93	8,892,380	79
1904.....	9,064,270	89	3·47	10,630,115	05	2,105,031	41	8,525,082	64
1905.....	9,052,569	18	3·40	10,814,697	40	2,140,312	06	8,674,385	34
1906.....	9,324,702	60	3·49	6,712,771	14	1,235,746	06	5,477,025	08
1907 (9 mos).....	8,724,548	21	3·30	10,973,596	88	1,925,569	07	9,048,027	81
1908.....	9,104,742	62	3·27	11,614,584	23	2,256,643	13	9,347,941	10
1909.....	11,041,838	74	3·40	13,098,160	61	2,807,464	94	10,290,695	67
1910.....	10,890,645	16	3·23	12,535,850	81	1,668,773	16	10,867,077	65
1911.....	11,390,409	01	3·35	12,259,396	56	1,281,317	41	10,978,079	15
1912.....	11,594,190	23	3·41	12,605,882	48	1,430,511	28	11,175,371	20
1913.....	10,397,254	19	3·30	12,893,504	95	1,964,541	33	10,928,963	62
1914.....	11,843,717	68	3·52	15,736,742	94	2,980,246	87	12,756,496	07
1915.....	12,981,579	11	2·89	21,421,584	86	3,358,210	13	18,063,374	73
1916.....	23,008,983	91	3·74	35,802,566	68	3,094,012	33	32,708,554	35
1917.....	36,605,343	26	4·16						

EXPENDITURE ON CAPITAL ACCOUNTS, CANADIAN PACIFIC
RAILWAY, DEBTS ALLOWED TO THE PROVINCES AND
NORTHWEST TERRITORIES EXPENDITURE.

8 GEORGE V, A. 1918

EXPENDITURE on Railways, Canals, other, Public Works, Dominion Lands, and the Provinces, and N.W.

Year.	Canals.	Canadian Pacific Railway.	Debts allowed to Provinces.	Dominion Lands.	Intercolonial and connected Railways Miscellaneous	Public Works.	Hudson Bay Railway.
	\$ cts.	\$ cts.	\$ cts.	\$ cts.	\$ cts.	\$ cts.	\$ cts.
1868	51,498 18				455,249 77	41,689 63	
1869	130,141 80				282,615 18	8,548 29	
1870					1,693,228 83		
1871		30,148 32			2,866,376 44		
1872	255,645 75	489,428 16	1,666,200 00		5,131,141 51	68,745 52	
1873	256,547 27	561,818 44	13,859,079 84		5,019,239 70	99,517 00	
1874	1,189,591 91	310,224 88	4,927,060 74		3,614,898 81	135,963 72	
1875	1,714,830 37	1,546,241 67			3,426,099 55	189,484 11	
1876	2,388,733 46	3,346,567 06			1,108,321 59	267,839 73	
1877	4,131,374 30	1,691,149 97			1,318,352 19	258,833 09	
1878	3,843,338 62	2,228,373 13			408,816 74	170,120 01	
1879	3,064,098 61	2,240,285 47			226,639 19	77,179 34	
1880	2,123,366 34	4,044,522 72			2,048,014 60	8,730 50	
1881	2,077,028 49	4,968,503 93		334,681 41	608,732 80	187,369 87	
1882	1,647,758 54	4,589,075 79		511,882 32	583,568 79	70,949 59	
1883	1,763,001 97	10,033,800 04		556,869 77	1,616,632 96	119,869 06	
1884	1,577,295 42	11,192,722 02	7,172,297 92	723,658 01	2,689,689 49	491,376 20	
1885	1,504,621 47	9,900,281 53	5,420 39	303,592 66	1,247,006 45	182,306 29	
1886	1,333,324 80	3,672,584 81	3,113,333 80	130,653 66	765,967 03	569,201 76	
1887	1,783,698 16	915,057 48		162,391 67	926,029 69	353,043 92	
1888	1,033,118 34	52,098 65		135,047 82	1,713,487 46	963,778 02	
1889	972,918 43	86,716 07		130,684 85	2,623,137 30	575,408 24	
1890	1,026,364 24	40,980 54		133,832 20	2,351,787 45	3,220,925 55	
1891	1,280,725 15	37,367 00		94,847 06	1,184,317 34	515,702 07	
1892	1,463,279 19	66,211 39		86,735 33	316,783 96	224,389 64	
1893	2,069,573 30	413,836 49		115,038 39	299,080 95	181,877 63	
1894	3,027,164 19	146,539 87		149,146 58	439,209 14	102,058 94	
1895	2,452,273 65	49,209 77		99,842 25	327,605 06	102,392 80	
1896	2,258,778 97	65,669 49		82,184 15	260,395 54	114,825 58	
1897	2,348,636 91	14,054 50		91,411 86	190,569 81	129,237 76	
1898	3,207,249 79	692 17		127,504 71	252,756 80	364,017 72	
1899	3,899,877 31	8,418 53	267,026 43	151,212 68	1,081,929 74	385,094 32	
1900	2,639,564 93	236 11		199,470 09	3,255,348 29	1,089,827 29	
1901	2,360,569 89	8,978 87		269,060 90	3,633,836 57	1,006,983 39	
1902	2,114,689 88	448 70		370,837 97	4,626,841 05	2,190,125 09	
1903	1,823,273 61			449,512 20	2,254,266 68	1,268,004 51	
1904	1,880,787 20	33,076 39		748,855 23	1,879,566 29	1,334,396 45	
1905	2,071,593 72			794,409 83	4,755,577 86	1,642,042 15	
1906	1,552,121 21			599,780 01	3,765,170 90	2,359,528 50	
1907 (91a)	887,838 61			526,582 61	1,512,490 55	1,797,871 16	
1908	1,723,156 07	600 00		768,243 94	4,369,737 71	2,969,049 08	
1909	1,873,868 45	937 77		797,746 74	3,874,480 22	2,832,295 29	92,427 83
1910	1,650,706 64			785,157 52	1,278,409 45	4,514,607 59	53,042 63
1911	2,349,474 59	2,918 35		5,508 50	763,833 14	3,742,717 44	184,149 81
1912	2,560,938 11				1,710,448 56	4,116,385 05	159,632 00
1913	2,259,257 45				\$2,406,987 53	6,957,514 57	1,099,063 15
1914	2,829,661 34				4,347,999 88	10,100,016 73	4,498,717 25
1915	5,490,796 03				6,914,976 65	11,049,029 98	4,773,743 99
1916	6,170,952 70				7,861,899 00	8,471,228 91	4,887,131 77
1917	4,304,589 09				4,873,031 85	7,838,115 72	2,604,279 94
	102,419,624 45	62,789,776 09	31,010,419 12	10,425,395 92	111,164,584 04	84,560,212 74	18,352,188 37

* Including \$2,725,504.10 for the improvement of the St. Lawrence, spent during the previous years by Montreal Harbour Commission.

† Including \$17,955.93, cost of new car for the Governor General.

\$ " 38,582.89 " " "

\$ " 15,000.00 " " "

SESSIONAL PAPER No. 2

Militia, chargeable to Capital, the Canadian Pacific Railway, Debts allowed to Territories Expenditure.

Quebec Bridge.	National Trans- continental Railway	Prince Edward Island Railway.	Northwest Territories.	Militia.	Total.	Increase and Decrease of Debt.
\$ cts.	\$ cts.	\$ cts.	\$ cts.	\$ cts.	\$ cts.	\$ cts.
					548,437 58	28,493 37
			19,113 13		440,418 40	102,184 46
			1,821,887 35		3,515,116 18	2,350,423 25
			773,871 75		3,670,396 51	503,224 80
			241,888 85		7,853,049 79	4,480,554 39
			63,238 92		19,859,441 17	17,661,389 60
		46,086 63			10,177,740 06	8,476,502 78
		42,546 10			6,922,742 33	7,683,413 60
		200,000 00			7,154,007 94	8,543,136 06
		6,551 86			7,599,709 55	8,683,794 95
		40,129 05			6,657,200 36	7,126,760 88
		16,539 82			5,648,331 66	2,628,117 45
					8,241,173 98	9,461,401 25
					8,176,316 50	2,944,191 79
		402 03			7,405,637 06	1,734,129 62
		57,186 02			14,147,359 76	4,805,063 68
		130,663 38			23,977,702 44	23,695,135 80
		76,956 56			13,220,185 35	14,245,841 88
		4,668 33			9,589,734 19	26,751,414 95
		5,800 00	293,917 79		4,439,938 72	4,155,668 35
			539,929 87		4,437,460 16	7,216,582 72
			31,448 77		4,420,313 66	2,998,683 49
			4,773 10		*6,778,663 08	3,170 12
			2,901 42		3,115,860 04	275,818 74
		8,300 49	1,243 22		2,164,456 78	3,322,403 93
			8,910 84		3,088,317 60	549,605 17
			1,149 05		3,862,969 67	4,501,989 87
			833 13		3,030,490 40	6,891,897 61
			542 52	1,000,000 00	3,781,311 21	5,422,505 68
			3,284 64	745,964 75	3,523,160 23	3,041,163 69
		17,541 88	1,272 03	173,740 32	4,142,231 36	2,417,802 45
		22,000 00	1,853 41	387,810 16	6,201,515 76	2,317,047 69
		53,546 02	1,472 69	230,850 51	7,467,370 55	779,639 71
		280,173 93	1,631 63	135,884 79	7,693,856 71	2,986,196 80
		475,997 94	1,543 31	299,697 43	10,077,094 75	3,349,085 93
		829,414 18	3,040 43	428,223 40	7,049,684 15	10,222,100 75
		698,877 47	2,616 52	1,299,910 11	7,879,102 02	739,270 27
	6,249 40	591,412 65	2,477 91	1,299,964 42	11,931,014 00	5,356,448 00
	778,491 28	496,124 89	1,766 68	1,299,875 65	11,912,104 43	818,811 15
	1,841,269 95	91,210 52	1,352 16	975,282 87	11,327,791 66	3,371,117 79
	5,537,867 50	390,961 83	910 91	1,297,904 65	30,428,995 95	14,288,999 88
	18,910,253 58	561,206 90	1,044 72	1,243,071 54	42,592,122 25	45,969,419 33
6,421,781 00	24,892,351 23	206,396 97	650 01	1,299,970 27	29,655,703 37	12,338,267 16
100,000 00	19,968,064 31	94,320 56	33,688 23		30,813,766 75	3,773,505 70
227,563 40	23,487,986 19	128,041 91			30,939,575 95	122,591 32
1,153,778 27	21,110,352 05	103,001 03			27,205,661 13	25,617,835 03
1,512,825 96	13,767,011 44	129,574 95			37,180,175 03	21,695,224 46
2,604,105 61	12,670,100 17	570,530 70			41,447,320 03	113,579,235 07
2,816,305 10	9,831,937 58	1,350,472 73			38,566,950 50	165,780,087 81
2,746,813 70	7,078,451 69	669,751 71			26,880,031 51	264,030,126 78
2,733,677 09	3,916,586 20					
20,119,850 04	163,796,972 57	8,336,389 04	3,746,077 87	12,118,150 87	628,839,711 12	803,457,656 43

8 GEORGE V, A. 1918

STATEMENT accounting for the Increase of Debt from July 1, 1867, to March 31, 1917.

Year.	ITEMS WHICH INCREASE THE DEBT.									
	War.		Railways, Canals, Canadian Pacific Railway and other Public Works.		Dominion Lands.		Consolidated Fund Transfers.		Railway Subsidies including Quebec Railway Subsidy.	
	\$	cts.	\$	cts.	\$	cts.	\$	cts.	\$	cts.
1868.....			548,437	58			37,157	98		
1869.....			421,305	27			429,663	24		
1870.....			1,693,228	83			155,988	18		
1871.....			2,896,524	76						
1872.....			5,944,960	94			223,456	13		
1873.....			5,937,122	41			5,718	48		
1874.....			5,250,679	32			4,018	90		
1875.....			6,922,742	33			40,300	37		
1876.....			7,154,007	94			110	75		
1877.....			7,599,709	55			28,750	68		
1878.....			6,657,200	36			372,650	65		
1879.....			5,648,331	66						
1880.....			8,241,173	98						
1881.....			7,841,635	09	334,681	41	117,771	74		
1882.....			6,893,754	74	511,882	32	201,884	75		
1883.....			13,590,489	99	556,869	77	21,368	75		
1884.....			16,081,746	51	723,658	01	12,481	23	208,000	00
1885.....			12,911,172	30	303,592	66			403,245	00
1886.....			6,345,746	73	130,653	66	*10,220,180	21	2,701,249	00
1887.....			3,983,629	26	162,391	67			1,406,533	00
1888.....			6,487,986	57	135,047	82	155,623	07	1,027,941	92
1889.....			4,258,180	04	130,684	85	10,517	34	846,721	83
1890.....			3,914,553	68	133,832	20	44,946	56	1,678,195	72
1891.....			3,018,111	56	94,847	06	33,377	69	1,265,705	87
1892.....			2,078,964	67	86,735	33	971,027	91	1,248,215	93
1893.....			2,964,368	37	115,038	39	12	18	811,394	07
1894.....			3,714,972	14	149,146	58			1,229,885	10
1895.....			2,931,481	28	99,842	25	94	67	1,310,549	10
1896.....			2,699,669	58	82,184	15	137,185	19	†3,228,745	49
1897.....			2,682,498	98	91,411	86	682,880	52	416,955	30
1898.....			3,842,258	36	127,504	71	12,834	94	1,414,934	78
1899.....			5,397,320	10	151,212	98	230,758	46	3,201,220	05
1900.....			7,038,522	64	199,470	09	1,547,623	74	725,720	35
1901.....			7,290,542	65	263,060	30	908,681	42	2,512,328	86
1902.....			9,408,102	66	370,837	97	1,038,830	83	2,093,939	00
1903.....			6,174,958	98	449,542	20	1,555,712	66	1,463,222	34
1904.....			5,832,953	20	748,855	23	†6,522,016	58	2,046,878	45
1905.....			9,839,117	66	794,409	83	2,233,897	97	1,275,629	53
1906.....			10,014,215	45	599,780	01	2,400,504	21	1,637,574	37
1907 (9 mos.).....			9,827,278	34	526,582	61	1,580,515	16	1,324,889	30
1908.....			28,363,758	27	768,243	94	2,787,354	21	2,037,629	30
1909.....			40,552,348	69	797,746	74	3,143,749	14	1,785,887	39
1910.....			27,571,225	59	785,157	52	2,570,991	22	2,048,097	05
1911.....			30,852,863	38			1,657,107	43	1,284,892	04
1912.....			30,939,575	95			6,099,543	56	859,400	25
1913.....			27,205,661	13			210,495	26	4,935,507	35
1914.....			37,180,175	93			232,100	77	19,036,236	77
1915.....	60,750,476	01	41,447,320	03			274,655	88	5,191,507	48
1916.....	166,197,755	47	38,566,950	50			26,341	65	1,400,171	42
1917.....	306,488,814	63	26,880,031	51			516,443	81	959,583	88
	533,437,046	11	571,539,567	44	10,430,904	42	49,457,326	07	75,017,687	29

* Land returned by C.P.R. for \$10,189,521.33. + Quebec Ry. Subsidy, on which interest is paid \$2,394,000. † Prov. Account, Ontario and Quebec, \$5,397,503.13.

SESSIONAL PAPER No. 2

STATEMENT accounting for the Increase of Debt from July 1, 1867, to March 31, 1917—Continued.

Year.	ITEMS WHICH INCREASE THE DEBT—Con.				
	Expenses of and Discount on Loans.	Deficits.	Territories.	Allowance to Provinces.	Militia.
	\$ cts.	\$ cts.	\$ cts.	\$ cts.	\$ cts.
1868.					
1869.			19,113 13		
1870.			1,821,887 35		
1871.			773,871 75		
1872.			241,888 85	1,666,200 00	
1873.			63,238 92	13,859,079 84	
1874.	2,212,796 80			4,927,060 74	
1875.	315,653 65				
1876.	1,360,233 70	1,900,785 06			
1877.	12,762 34	1,460,027 66			
1878.	676,225 30	1,128,146 37			
1879.	949,947 68	1,937,999 42			
1880.		1,543,227 76			
1881.					
1882.					
1883.					
1884.	2,554,971 61			7,172,297 92	
1885.	502,587 06	2,240,058 90		5,420 39	
1886.	314,792 86	5,834,371 87		3,113,333 80	
1887.			293,917 79		
1888.		810,031 26	539,929 87		
1889.	1,322,810 47		31,448 77		
1890.			4,773 10		
1891.	34,696 63		2,901 42		
1892.	1,122,541 52		-1,243 22		
1893.	139,951 16		8,910 84		
1894.	330,353 60	1,210,332 45	-1,149 05		
1895.	399,199 22	4,153,875 58	-833 13		
1896.		330,551 31	-542 52		1,000,000 00
1897.		519,981 44	3,284 64		745,964 75
1898.	930,482 25		-1,272 03		173,740 32
1899.	3,786 87		-1,853 41	267,026 43	387,810 16
1900.			-1,472 69		230,850 51
1901.			-1,631 63		135,884 79
1902.			-1,534 31		299,397 43
1903.			-3,040 43		428,223 40
1904.	184,783 21		-2,616 52		1,299,910 11
1905.	40,614 58		-2,477 91		1,299,964 42
1906.	84,784 00		-1,766 68		1,299,875 65
1907 (9 mos.)			-1,352 16		975,282 87
1908.	682,337 91		-910 91		1,297,904 65
1909.	1,854,488 41		-1,044 72		1,243,071 54
1910.	1,608,584 93		-650 01		1,299,970 27
1911.	1,292,089 29		-33,688 23		
1912.	1,082,121 67				
1913.	45,152 63				
1914.	2,408,061 17				
1915.	4,911,360 39	2,449,724 81			
1916.	3,160,556 55				
1917.	14,758,901 22				
	45,297,628 68	25,519,313 89	3,746,077 87	31,010,419 12	12,118,150 87

8 GEORGE V, A. 1918

STATEMENT accounting for the Increase of Debt from July 1, 1867, to March 31, 1917—*Continued.*

Year.	Gross Increase of Debt.	ITEMS WHICH DECREASE THE DEBT— <i>Con.</i>			
		Sinking Funds.	Surplus.	Consolidated Fund Transfers.	
	\$ cts.	\$ cts.	\$ cts.	\$	cts.
1868.....	585,595 56	355,266 66	201,835 53		
1869.....	870,081 64	426,806 66	341,090 52		
1870.....	3,671,104 36	126,533 33	1,166,716 07	27,431	71
1871.....	3,670,396 51	421,666 24	3,712,479 09	39,475	98
1872.....	8,076,505 92	470,606 67	3,125,344 86		
1873.....	19,865,159 65	407,826 62	1,638,821 53	156,121	90
1874.....	10,181,758 96	513,920 00	888,775 79	6,962	36
1875.....	9,175,839 50	555,773 32	935,644 00		
1876.....	9,370,557 40	822,953 32		4,468	22
1877.....	10,448,721 59	896,440 00		†867,486	44
1878.....	8,170,759 72	1,012,753 35		28,233	26
1879.....	8,262,556 38	1,131,296 17		‡4,503,142	76
1880.....	10,734,349 42	1,215,807 96		57,140	21
1881.....	8,294,088 24	1,217,153 33	4,132,743 12		
1882.....	7,607,521 81	1,226,205 80	6,316,351 94	54,637	21
1883.....	14,168,728 51	1,290,153 33	7,064,492 35		
1884.....	26,753,155 28	1,350,500 00	754,255 48		
1885.....	16,366,076 31	1,563,194 84		22,938	06
1886.....	28,660,528 13	1,606,270 77			
1887.....	5,846,471 72	1,592,952 62	97,313 09	537	66
1888.....	9,155,660 51	1,939,077 79			
1889.....	6,600,363 30	1,736,644 34	1,865,035 47		
1890.....	5,776,301 26	1,887,237 20	3,885,893 94		
1891.....	4,449,640 23	1,938,078 57	2,235,742 92		
1892.....	5,506,242 14	2,027,860 79	155,977 42		
1893.....	4,039,675 01	2,095,513 89	1,354,555 95		
1894.....	6,683,540 82	2,131,360 81		190	14
1895.....	8,894,208 97	2,002,311 36			
1896.....	7,477,793 20	2,055,287 52			
1897.....	5,142,977 49	2,101,813 80			
1898.....	6,500,483 33	2,359,968 55	1,722,712 33		
1899.....	9,637,281 34	2,482,484 65	4,837,749 00		
1900.....	9,740,714 64	2,465,639 84	8,054,714 51		
1901.....	11,114,866 99	2,480,336 90	5,648,333 29		
1902.....	13,209,864 58	2,569,380 59	7,291,398 06		
1903.....	10,068,619 15	2,620,588 46	14,345,166 17	§ 3,324,965	27
1904.....	16,632,780 26	2,315,066 41	15,056,984 12		
1905.....	15,481,156 08	2,261,618 27	7,863,989 81		
1906.....	16,034,967 01	2,317,436 74	12,898,719 12		
1907 (9 mos.).....	14,233,196 12	1,177,146 71	16,427,167 20		
1908.....	35,936,317 37	2,234,263 27	19,413,054 22		
1909.....	49,376,247 19	1,922,525 20	1,029,171 97	455,130	69
1910.....	35,883,376 57	1,441,030 96	22,091,963 81	12,114	64
1911.....	35,053,263 91	1,203,416 40	30,006,211 46	64,621	85
1912.....	38,980,641 43	1,156,456 16	37,946,776 59		
1913.....	32,396,816 37	1,384,285 36	56,630,366 04		
1914.....	58,856,574 64	1,371,428 61	35,789,921 57		
1915.....	115,025,044 60	1,645,811 53			
1916.....	209,351,775 59	1,773,021 11	41,797,111 37	1,555	30
1917.....	349,603,775 05	1,471,697 50	84,101,950 77		
	1,357,574,121 76	76,772,870 28	462,825,630 48	9,627,153	66

† Northern Railway composition. ‡ Fishery award, \$4,490,882.64. § Province accounts, Ontario and Quebec, \$3,305,450.24.

SESSIONAL PAPER No. 2

STATEMENT accounting for the Increase of Debt from July 1, 1867, to March 31, 1917—*Concluded.*

Year.	ITEMS WHICH DECREASE THE DEBT— <i>Con.</i>			Gross Decrease of Debt.	Net Increase of Debt.
	Receipts from Premiums on Loans.	Dominion Lands.	Refunds from Sales of Public Works. (Capital.)		
	\$ cts.	\$ cts.	\$ cts.	\$ cts.	\$ cts.
1868				557,102 19	28,493 37
1869				767,897 18	102,184 46
1870				1,320,681 11	2,350,423 25
1871				4,173,621 31	-503,224 80
1872				3,595,951 53	4,480,554 39
1873			1,000 00	2,203,770 05	17,661,389 60
1874	287,814 46		7,783 57	1,705,256 18	8,476,502 78
1875			1,008 58	1,492,425 90	7,683,413 60
1876				827,421 54	8,543,136 06
1877			1,000 00	1,764,926 44	8,683,794 95
1878			3,012 23	1,043,998 84	7,126,760 88
1879				5,634,438 93	2,628,117 45
1880				1,272,948 17	9,461,401 25
1881				5,349,896 45	2,944,191 79
1882		1,744,456 48		9,341,651 43	-1,734,129 62
1883		1,009,019 15		9,363,664 83	4,805,063 68
1884	1,627 50	951,636 50		3,053,019 48	23,695,135 80
1885	140,483 33	393,618 20		2,120,234 43	14,245,841 88
1886	126,046 63	176,795 78		1,909,113 18	26,751,414 95
1887				1,690,803 37	4,155,668 35
1888				1,939,077 79	7,216,582 72
1889				3,601,679 81	2,998,683 49
1890				5,773,131 14	3,170 12
1891				4,173,821 49	275,818 74
1892				2,183,838 21	3,322,403 93
1893			40,000 00	3,490,069 84	549,605 17
1894				2,131,550 95	4,501,989 87
1895				2,002,311 36	6,891,897 61
1896				2,055,287 52	5,422,505 68
1897				2,101,813 80	3,041,163 69
1898				4,082,680 38	2,417,802 45
1899				7,320,233 65	2,317,047 69
1900				10,520,354 35	-779,639 71
1901				8,128,670 19	2,986,196 80
1902				9,860,778 65	3,349,085 93
1903				20,290,719 90	-10,222,100 75
1904				17,372,050 53	-739,270 27
1905				10,124,708 08	+5,356,448 00
1906				15,216,155 86	+818,811 15
1907 (9 mos.)				17,604,313 91	-3,371,117 79
1908				21,647,317 49	+14,288,999 88
1909				3,406,827 86	+45,969,419 33
1910				23,545,109 41	+12,338,267 16
1911		5,508 50		31,279,758 21	+3,773,505 70
1912				39,103,232 75	-122,591 32
1913				58,014,651 40	-25,617,835 03
1914				37,161,350 18	+21,695,224 46
1915				1,645,811 53	+113,379,233 07
1916				43,571,687 78	+165,780,087 81
1917				85,573,648 27	+264,030,126 78
	555,971 92	4,281,034 61	53,804 38	554,116,465 33	803,457,656 43

8 GEORGE V, A. 1918

STATEMENT of the Business of the Post Office Saving Bank, Canada,

PERIOD.	Number of Post Office Savings Banks at close of period.	Number of deposits received during period.	Total amount of deposit received during period.	Average amount of each deposit received during period.	Amount of depositors' accounts transferred from Dominion Government Savings bank during period.	Number of withdrawals during period.
			\$ cts.	\$ cts.	\$ cts.	
Three months ended June 30, 1868.....	81	3,247	212,507 00	65 44	166
Year ended June 30, 1869.....	213	16,653	927,885 00	55 71	4,787
" " 1870.....	226	24,994	1,347,901 00	53 93	9,478
" " 1871.....	230	33,256	1,917,576 00	57 66	15,148
" " 1872.....	235	39,489	2,261,631 00	57 27	20,154
" " 1873.....	239	44,413	2,306,918 00	51 94	23,800
" " 1874.....	266	45,329	2,340,284 00	51 63	25,814
" " 1875.....	268	42,508	1,942,346 00	45 69	25,954
" " 1876.....	279	38,647	1,726,204 00	44 66	24,152
" " 1877.....	287	36,126	1,521,000 00	42 10	22,484
" " 1878.....	295	40,097	1,724,371 00	43 00	21,944
" " 1879.....	297	43,349	1,973,243 00	45 52	23,226
" " 1880.....	297	56,031	2,720,216 00	48 55	26,716
" " 1881.....	304	71,747	4,175,042 00	58 19	28,510
" " 1882.....	308	97,380	6,435,989 00	66 09	35,859
" " 1883.....	330	109,489	6,826,266 00	62 35	45,253
" " 1884.....	343	109,388	6,441,439 00	58 88	56,026
" " 1885.....	355	116,576	7,098,459 00	60 89	59,714
" " 1886.....	392	126,322	7,645,227 00	60 52	62,205
" " 1887.....	415	143,076	8,272,041 00	57 81	65,853
" " 1888.....	433	155,978	7,722,330 00	49 51	217,385 10	78,229
" " 1889.....	463	166,235	7,926,634 00	47 67	1,085,979 72	84,572
" " 1890.....	494	154,678	6,599,896 00	42 67	167,501 53	90,151
" " 1891.....	634	147,672	6,500,372 00	44 02	389,169 28	84,963
" " 1892.....	642	145,423	7,056,002 00	48 52	77,381
" " 1893.....	673	148,868	7,708,888 00	51 78	73,361
" " 1894.....	699	145,960	7,524,286 00	51 55	218,173 60	84,941
" " 1895.....	731	143,685	7,488,028 00	52 11	493,889 23	85,588
" " 1896.....	755	155,398	8,138,947 00	52 37	449,981 61	87,221
" " 1897.....	779	161,151	8,223,000 00	51 02	1,856,474 31	91,398
" " 1898.....	814	179,814	9,183,693 00	51 07	786,868 48	94,532
" " 1899.....	838	174,658	8,310,630 00	47 58	95,090
" " 1900.....	847	201,262	10,448,485 00	51 91	141,171 82	92,713
" " 1901.....	895	212,217	11,091,099 00	52 26	102,083
" " 1902.....	915	219,678	11,382,035 00	51 81	415,507 96	105,946
" " 1903.....	934	231,619	12,060,825 00	52 07	104,393
" " 1904.....	961	235,043	11,737,940 00	49 94	108,237
" " 1905.....	989	223,281	10,504,430 00	47 04	252,773 93	110,157
" " 1906.....	1,011	233,803	10,805,458 00	46 21	559,593 31	106,923
9 months ended March 31, 1907.....	1,043	186,916	8,803,503 00	47 09	1,216,168 80	79,338
Year ended March 31, 1908.....	1,084	242,386	12,293,274 17	50 71	59,243 71	116,435
" " 1909.....	1,102	199,884	9,415,569 29	47 10	115,048
" " 1910.....	1,133	190,510	8,816,511 71	46 28	96,413
" " 1911.....	1,151	203,196	9,957,016 17	49 00	90,664
" " 1912.....	1,172	225,316	11,054,877 19	49 06	223,831 24	95,829
" " 1913.....	1,212	230,263	11,299,963 88	49 07	96,835
" " 1914.....	1,250	236,260	11,346,459 39	48 02	140,318 64	104,917
" " 1915.....	1,269	183,515	10,154,189 07	55 33	104,816
" " 1916.....	1,289	173,456	8,539,742 07	49 23	295,100 47	77,985
" " 1917.....	1,312	205,050	11,974,434 11	58 39	68,254

SESSIONAL PAPER No. 2

year by year, from April 1, 1868, to March 31, 1917.

Total amount withdrawn during period.	Average amount of each withdrawal during period.	Number of accounts opened during period.	Number of depositors' accounts transferred from Dominion Government Savings Bank during period.	Number of accounts closed during period.	Number of accounts remaining open at close of period.	Interest allowed to Depositors	Total amount standing to the Credit of all Open Accounts, inclusive of interest allowed at close of period.	Average amount standing to credit to each Open Account at close of period.
\$ cts.	\$ cts.					\$ cts.	\$ cts.	\$ cts.
8,857 48	53 35	2 146	44	2,102	939 37	204,588 89	97 33
296,754 35	61 99	6,429	1,319	7,212	21,094 72	856,814 26	118 80
664,555 51	70 11	7,823	2,857	12,178	48,689 08	1,588,848 83	130 41
1,093,438 86	72 10	9,424	4,449	17,153	84,273 68	2,497,259 65	145 59
1,778,565 19	81 33	10,846	6,940	21,059	116,174 55	3,096,500 01	147 04
2,323,299 32	86 91	11,995	9,528	23,526	126,932 88	3,207,051 57	136 32
2,468,643 42	86 04	12,048	10,606	24,968	126,273 31	3,204,965 46	128 36
2,341,979 04	82 88	10,516	11,190	24,294	120,758 06	2,926,090 48	120 44
2,021,457 97	77 11	10,218	10,097	24,415	110,116 08	2,740,952 59	112 27
1,726,082 98	70 49	8,971	9,312	24,074	104,067 86	2,639,937 47	109 60
1,713,658 73	70 55	10,058	8,597	25,535	103,834 29	2,754,484 03	107 87
1,733,145 79	66 07	10,755	8,845	27,445	110,912 56	3,105,190 80	113 14
2,015,813 16	69 89	14,407	10,487	31,365	136,075 47	3,945,669 11	125 80
2,097,389 15	73 56	18,731	10,491	39,605	184,904 81	6,208,226 77	156 75
3,461,619 31	96 53	25,778	13,920	51,463	291,065 07	9,473,661 53	184 08
4,730,995 39	104 54	27,127	17,531	61,059	407,305 17	11,976,237 31	196 13
5,649,611 13	100 84	26,562	20,939	66,682	477,487 46	13,245,552 64	198 63
5,793,031 84	97 01	27,591	20,951	73,322	539,560 51	15,090,540 31	205 81
6,183,470 60	99 40	29,103	21,555	80,870	607,075 38	17,159,372 09	212 18
6,626,067 51	100 62	31,874	22,585	90,159	692,404 57	19,497,750 15	216 26
7,514,071 78	96 05	37,515	723	26,704	101,693	765,639 15	20,689,032 62	203 44
7,532,145 56	89 06	38,049	2,962	29,581	113,123	841,917 29	23,011,422 57	203 41
8,575,041 98	95 12	32,127	570	33,499	112,321	786,875 37	21,990,653 49	195 78
7,875,977 57	92 67	29,791	1,124	32,006	111,230	734,430 89	21,738,648 09	195 44
7,230,839 14	93 44	28,943	29,368	110,805	734,590 70	22,298,401 65	201 24
6,631,578 97	90 39	29,502	26,032	114,275	777,482 98	24,153,193 66	211 36
7,473,585 46	87 98	29,116	662	27,033	117,020	835,800 34	25,257,868 14	215 84
7,310,291 97	85 41	27,998	1,647	26,037	120,628	876,049 07	26,805,542 47	222 22
7,406,066 13	84 91	30,100	1,959	25,245	126,442	944,524 73	28,932,929 68	228 82
7,656,086 64	83 76	30,236	5,722	26,663	135,737	1,024,511 74	32,380,829 09	238 55
8,853,178 42	93 65	33,722	2,279	29,449	142,289	982,725 62	34,480,937 77	242 47
9,021,862 56	94 88	30,172	30,320	142,141	1,001,899 96	34,771,605 17	244 62
8,903,505 46	96 03	37,596	587	29,337	150,987	1,049,699 27	37,507,455 80	248 41
9,774,694 62	95 75	38,685	32,304	157,368	1,126,952 44	39,950,812 62	253 87
10,617,070 50	100 21	38,886	712	31,205	162,761	1,188,924 83	42,320,209 91	260 01
1,379,756 94	109 01	39,786	35,524	167,023	1,254,048 96	44,255,326 93	264 96
11,883,127 70	109 79	38,925	37,376	168,572	1,309,567 05	45,419,706 28	269 44
12,129,101 23	110 11	35,376	572	39,002	165,518	1,320,511 70	45,368,320 68	274 09
12,324,529 26	115 26	37,681	879	39,536	164,542	1,328,205 78	45,736,488 51	276 75
9,330,766 39	117 35	30,282	3,310	30,849	167,285	1,027,833 83	47,453,227 75	283 66
13,610,865 95	116 89	42,530	279	44,403	165,691	1,369,404 60	47,564,284 28	287 07
13,132,239 00	114 14	31,611	41,407	155,895	1,342,869 64	45,193,484 21	289 88
11,699,649 54	121 35	29,661	36,663	148,893	1,279,011 04	43,586,357 42	292 73
11,470,360 24	126 51	34,639	36,054	147,478	1,257,665 84	43,330,579 19	291 93
12,303,688 13	128 39	38,796	600	38,955	147,919	1,258,164 84	43,563,764 33	294 51
13,389,966 01	138 28	40,120	42,005	146,034	1,255,179 63	42,728,941 83	292 59
13,842,924 98	131 94	41,917	343	44,574	143,320	1,218,491 69	41,591,286 57	290 20
12,925,606 20	123 31	34,506	42,349	135,477	1,175,536 96	39,995,406 40	295 22
9,981,914 13	128 00	27,988	1,050	30,170	134,345	1,160,082 89	40,008,417 70	297 80
10,606,900 87	155 40	29,481	28,684	135,142	1,206,527 65	42,582,478 59	315 09

8 GEORGE V, A. 1918

STATEMENT of the Balance at credit of Depositors in the Dominion Government Savings Banks, on the 1st April, 1917.

Agency.	Balance on 1st April, 1916.	Deposits, 1st April, 1916 to 31st March, 1917.	Interest added 1916-1917.	Total.	Withdrawals, 1st April, 1916, to 31st March, 1917.	Balance on 1st April, 1917.
	\$ cts.	\$ cts.	\$ cts.	\$ cts.	\$ cts.	\$ cts.
<i>Nova Scotia:—</i>						
Barrington...	135,839 59	5,827 69	3,815 32	145,482 60	26,308 24	119,174 36
Guysboro'....	119,165 37	14,225 15	3,506 78	136,897 30	15,414 12	121,483 18
Halifax	2,545,319 16	378,680 22	74,659 68	2,998,659 06	431,087 19	2,567,571 87
Kentville.....	234,768 37	49,762 61	6,949 31	291,480 29	44,007 03	247,473 26
Lunenburg...	422,655 49	48,723 00	12,477 77	483,856 26	41,978 61	441,877 65
Port Hood...	93,176 48	3,439 00	2,641 38	99,256 86	13,228 35	86,028 51
Shelburne....	224,919 37	30,531 70	6,652 76	262,143 83	30,440 80	231,703 03
Sherbrooke ..	99,489 84	19,258 13	2,946 69	121,694 66	19,072 66	102,622 00
Wallace	136,701 56	16,454 00	4,035 88	157,191 44	16,151 00	141,040 44
	4,012,035 23	566,901 50	117,725 57	4,696,662 30	637,688 00	4,058,974 30
<i>New Bruns- wick:—</i>						
Newcastle. ...	279,228 92	25,653 00	8,040 38	312,922 30	38,968 61	273,953 69
St. John.. ...	5,534,801 29	771,770 92	160,681 98	6,467,254 19	986,632 19	5,480,622 00
	5,814,030 21	797,423 92	168,722 36	6,780,176 49	1,025,600 80	5,754,575 69
<i>Prince Edward Island:—</i>						
Charlottetown	1,964,482 09	383,803 47	57,674 45	2,405,960 01	368,697 85	2,037,262 16
<i>Manitoba:—</i>						
Winnipeg....	579,924 55	74,688 35	17,057 46	671,670 36	88,638 18	583,032 18
<i>British Colum- bia:—</i>						
Victoria.....	1,149,384 01	312,784 03	34,266 45	1,496,434 49	296,668 80	1,199,765 69
Recapitulation	13,519,856 09	2,135,601 27	395,446 29	16,050,903 65	2,417,293 63	13,633,610 02

SESSIONAL PAPER No. 2

SAVINGS BANKS.

RECAPITULATION of Yearly Transactions of Savings Banks, from July 1, 1867, to March 31, 1917.

Balances, July 1.	DEPOSITS.			Banks.	Withdrawals.	Balances, June 30.	Total.
	Cash.	Interest.	Total.				
1867.	\$ cts.	\$ cts.	\$ cts.	1867-68.	\$ cts.	1868.	\$ cts.
212,507 00	939 37	213,446 37	213,446 37	Post Office.....	8,857 48	204,588 89	213,446 37
644,687 01	202,311 35	23,152 50	872,450 86	Halifax, N.S.....	202,513 68	669,637 18	872,450 86
777,359 85	90,682 99	40,925 15	908,967 99	New Brunswick.....	95,386 16	813,581 83	908,967 99
1,422,046 86	505,501 34	67,017 02	1,994,565 22		306,757 32	1,687,807 90	1,994,565 22
1868.				1868-69.		1869.	
204,588 89	927,885 00	21,094 72	1,153,568 61	Post Office.....	296,754 35	856,814 26	1,153,568 61
669,637 18	227,128 02	26,303 82	923,069 02	Halifax, N.S.....	200,649 09	722,419 93	923,069 02
813,581 83	96,010 00	43,224 22	952,816 05	New Brunswick...	80,711 04	872,105 01	952,816 05
1,687,807 90	1,251,023 02	90,622 76	3,029,453 68		578,114 48	2,451,339 20	3,029,453 68
1869.				1869-70.		1870.	
856,814 26	1,347,901 00	48,689 08	2,253,404 34	Post Office.....	664,555 51	1,588,848 83	2,253,404 34
722,419 93	298,217 31	29,926 63	1,050,563 87	Halifax, N.S.....	215,515 32	835,048 55	1,050,563 87
872,105 01	164,263 89	47,200 99	1,083,569 89	New Brunswick.....	96,048 39	987,521 50	1,083,569 89
2,451,339 20	1,810,382 20	125,816 70	4,387,538 10		976,119 22	3,411,418 88	4,387,538 10
1870.				1870-71.		1871.	
1,588,848 83	1,917,576 00	84,273 68	3,590,698 51	Post Office.....	1,093,438 86	2,497,259 65	3,590,698 51
835,048 55	373,864 77	84,848 47	1,249,761 79	Halifax, N.S.....	306,420 91	943,340 88	1,249,761 79
987,521 50	176,804 13	53,408 36	1,217,733 99	New Brunswick.....	89,037 61	1,128,696 38	1,217,733 99
3,411,418 88	2,474,244 90	172,530 51	6,058,194 29		1,488,897 38	4,569,296 91	6,058,194 29

8 GEORGE V, A. 1918

SAVINGS BANKS.

RECAPITULATION of Yearly Transactions of Savings Banks, from July 1, 1867, to March 31, 1917—Continued.

Balances, July 1.	DEPOSITS.			Banks.	Withdrawals.	Balances, June 30.	Total.
	Cash.	Interest.	Total.				
1871.	\$	\$ cts.	\$ cts.	1871-72.	\$ cts.	\$ cts.	\$ cts.
2,497,259 65	2,261,631 00	116,174 55	4,875,065 20	Post Office	1,778,565 19	3,096,500 01	4,875,065 20
943,340 88	418,909 94	39,753 47	1,402,004 29	Halifax, N.S.	356,630 49	1,045,353 80	1,402,004 29
1,128,696 38	448,358 70	58,648 35	1,674,120 84	New Brunswick.	672,597 27	1,001,523 57	1,674,120 84
38,417 41	185,430 75	2,250 22	187,680 97	Toronto.	99,057 65	88,623 32	187,680 97
.....	32,590 00	183 39	32,773 39	Winnipeg.	14,040 56	18,732 83	32,773 39
4,607,714 32	3,346,920 39	217,009 98	8,171,644 69	1872-73.	2,920,911 16	5,250,733 53	8,171,644 69
1872.				Post Office	2,323,299 32	1873.	
3,096,500 01	2,306,918 00	126,932 88	5,530,350 89	Toronto.	127,976 32	3,207,051 57	5,530,350 89
88,623 32	148,563 68	3,943 07	241,130 07	Winnipeg.	95,495 85	113,153 75	241,130 07
18,732 83	133,543 75	2,193 86	154,470 44	New Brunswick.	58,974 59	58,974 59	154,470 44
1,045,353 80	822,099 90	45,195 29	1,912,648 99	Nova Scotia.	656,119 12	1,256,523 87	1,912,648 99
1,001,523 57	630,903 02	32,802 15	1,665,228 74	British Columbia.	721,380 26	992,848 48	1,665,228 74
.....	707,807 00	9,757 35	717,564 35	1873-74.	180,900 65	536,663 70	717,564 35
5,250,733 53	4,749,835 35	220,824 60	10,221,393 48	Post Office	4,036,171 52	6,165,221 96	10,221,393 48
1873.				Toronto.	2,468,643 42	1874.	
3,207,051 57	2,340,284 00	126,273 31	5,673,608 88	Winnipeg.	179,786 93	3,204,965 46	5,673,608 88
113,153 75	228,724 01	5,591 71	347,469 47	Nova Scotia.	93,887 67	167,682 54	347,469 47
58,974 59	33,009 87	2,407 60	154,392 06	New Brunswick.	850,073 35	60,504 39	154,392 06
1,256,529 87	1,070,427 46	54,097 52	2,381,054 85	British Columbia.	602,176 73	1,330,981 50	2,381,054 85
992,848 48	717,758 07	43,313 74	1,753,920 29	Prince Edward Island.	1,151,743 56	1,151,743 56	1,753,920 29
536,663 70	907,653 60	35,048 25	1,479,365 55	1874-75.	757,530 53	757,530 53	1,479,365 55
249,941 40	190,115 57	14,032 50	454,089 17	Post Office	117,236 32	336,852 85	454,089 17
6,415,163 36	5,547,972 58	280,764 33	12,243,900 27	Toronto.	5,038,639 44	7,210,260 83	12,243,900 27
1874.				Winnipeg.	2,341,979 04	1875.	
3,204,965 46	1,912,346 00	120,758 06	5,268,069 52	Nova Scotia.	219,779 89	1875.	
167,082 54	205,009 98	5,628 14	378,320 66	1875-76.	86,632 71	158,540 77	378,320 66
60,504 39	68,329 00	1,990 59	130,823 98	Post Office	1,185,987 52	44,191 27	130,823 98
1,530,981 50	1,201,708 80	63,551 53	2,796,241 83	Toronto.	1,610,254 31	1,610,254 31	2,796,241 83

SESSIONAL PAPER No. 2

1,151,743 56	706,532 24	47,735 29	1,906,011 09	710,306 67	1,195,704 42	1,906,011 09
757,530 53	1,027,369 75	45,444 38	1,830,344 66	940,475 27	889,869 39	1,830,344 66
336,852 85	361,339 00	13,546 01	711,737 86	365,207 30	346,530 56	711,737 86
7,210,260 83	5,512,634 77	298,654 00	13,021,549 60	5,850,368 40	7,171,181 20	13,021,549 60
1875.			1875-76.			
2,926,090 48	1,726,204 00	110,116 08	4,762,410 56	2,021,457 97	1876.	4,762,410 56
158,540 77	188,928 49	6,329 80	353,799 15	186,069 85	2,740,952 59	353,799 15
44,191 27	53,299 40	1,648 67	99,139 34	58,453 59	167,739 30	99,139 34
1,610,254 31	1,908,518 75	64,922 50	2,883,725 56	1,211,687 05	40,685 75	2,883,725 56
1,495,704 42	686,799 14	46,909 96	1,929,413 52	739,986 22	1,672,038 51	1,929,413 52
889,869 39	873,147 66	46,461 07	1,809,478 12	881,523 15	1,189,437 30	1,809,478 12
346,530 56	211,949 00	12,300 18	570,779 74	205,510 97	927,954 97	1,809,478 12
7,171,181 20	4,948,876 44	288,688 35	12,408,745 99	5,304,627 90	305,269 67	570,779 74
1876.			1876-77.			
2,740,952 59	1,521,000 00	104,067 86	4,366,020 45	1,726,082 98	1877.	4,366,020 45
167,789 30	182,732 13	6,434 63	356,956 06	201,974 35	2,639,937 47	356,956 06
40,685 75	32,135 09	1,362 93	74,183 68	42,130 27	154,981 71	74,183 68
1,672,038 51	1,567,305 85	72,261 22	3,311,605 58	1,366,138 56	1,945,294 58	3,311,605 58
1,189,437 30	768,127 23	48,063 58	2,005,618 11	856,245 13	2,279,479 55	2,005,618 11
927,954 97	898,596 12	47,063 64	1,873,614 73	381,404 94	1,017,369 60	1,873,614 73
305,269 67	462,679 39	14,970 39	782,919 45	5,300,287 23	401,514 51	782,919 45
7,044,118 09	5,432,575 72	294,224 25	12,770,918 06			12,770,918 06
1877.			1877-78.			
2,639,937 47	1,724,371 00	103,834 29	4,408,142 76	1,713,658 73	1878.	4,408,142 76
154,981 71	236,190 42	7,064 83	398,236 96	209,016 21	2,754,484 03	398,236 96
32,053 41	64,404 51	1,290 41	97,748 33	56,241 50	189,220 75	97,748 33
1,945,294 58	1,603,962 87	81,293 80	3,633,551 25	1,423,531 90	41,506 83	3,633,551 25
1,279,479 55	1,733,188 76	70,634 86	3,083,303 17	1,293,106 81	2,210,019 35	3,083,303 17
1,017,369 60	1,451,975 48	57,277 55	2,526,622 63	1,380,110 35	1,790,106 36	2,526,622 63
401,514 51	273,636 00	15,254 76	690,405 27	319,330 92	1,140,511 08	690,405 27
7,470,630 83	7,090,729 04	336,650 50	14,898,010 37	6,400,997 02	371,074 35	14,898,010 37
1878.			1878-79.			
2,754,484 03	1,973,243 01	110,912 56	4,838,639 59	1,733,448 79	1879.	4,838,639 59
189,220 75	234,565 42	8,383 35	432,169 52	209,702 28	3,105,190 80	432,169 52
41,506 83	103,157 85	2,040 41	151,705 09	76,440 34	222,467 24	151,705 09
2,210,019 35	91,867 39	91,867 39	4,276,643 93	1,777,237 37	75,261 75	4,276,643 93
1,790,106 36	68,890 24	68,890 24	2,888,655 84	1,192,874 04	2,499,406 56	2,888,655 84
1,140,511 08	929,790 56	50,108 97	2,117,411 21	938,008 35	1,705,781 80	2,117,411 21
371,074 35	331,450 00	15,374 92	717,899 27	297,730 08	1,179,402 86	717,899 27
8,497,013 35	6,522,533 26	353,577 84	15,373,124 45	6,165,441 25	420,169 19	15,373,124 45

8 GEORGE V, A. 1918

SAVINGS BANKS.

RECAPITULATION of Yearly Transactions of Savings Banks, from July 1, 1867, to March 31, 1917—Continued.

Balances, July 1.	DEPOSITS.			Total.	Banks.	Withdrawals.		Balances, June 30.	Total.
	Cash.	Interest.	\$			cts.	\$		
\$	\$	\$	cts.	\$	cts.	\$	cts.	\$	cts.
1879.									1880.
3,105,190 80	2,720,216 00	136,075 47	5,961,482 27	Post Office.....	2,015,813 16	3,945,669 11	5,361,482 27		
292,467 21	260,595 54	9,679 85	492,742 63	Toronto.....	232,881 62	259,861 01	492,742 63		
75,264 74	208,830 84	3,748 60	287,814 19	Winnipeg.....	169,544 70	118,299 49	287,814 19		
2,499,406 56	2,066,735 72	107,815 82	5,013,958 10	Nova Scotia.....	1,997,602 32	3,016,355 78	5,013,958 10		
1,703,781 80	1,024,485 65	70,139 59	2,800,407 01	New Brunswick.....	888,458 79	1,911,918 25	2,800,407 01		
1,179,402 86	937,336 66	58,940 83	2,175,680 35	British Columbia.....	891,510 47	1,284,169 88	2,175,680 35		
420,169 19	402,211 00	18,403 39	840,783 58	Prince Edward Island.....	324,130 92	516,652 66	840,783 58		
9,207,683 20	7,960,411 41	404,803 55	17,572,898 16	1880-81.	6,519,941 98	11,052,956 18	17,572,898 16		
1880.						1881.			
3,945,669 11	4,175,042 00	184,904 81	8,305,615 92	Post Office.....	2,097,389 15	6,208,226 77	8,305,615 92		
259,861 01	506,405 19	15,575 20	781,841 40	Toronto.....	298,701 29	483,140 11	781,841 40		
118,299 49	310,129 50	5,349 72	133,778 71	Winnipeg.....	241,267 27	192,511 44	433,778 71		
3,016,355 78	2,961,021 33	137,771 36	6,115,148 47	Nova Scotia.....	1,897,914 03	4,217,204 44	6,115,148 47		
1,911,948 25	1,346,276 74	86,873 47	3,345,098 46	New Brunswick.....	733,581 08	2,611,517 38	3,345,098 46		
1,284,169 88	1,004,393 00	57,000 66	2,345,563 54	British Columbia.....	835,839 82	1,509,723 72	2,345,563 54		
516,652 66	366,414 00	21,303 44	904,370 10	Prince Edward Island.....	290,021 96	614,318 14	904,370 10		
11,052,956 18	10,669,681 76	508,778 66	22,231,416 60	1881-82.	6,394,744 60	15,836,672 00	22,231,416 60		
1881.						1882.			
6,208,226 77	6,435,989 00	291,065 07	12,935,280 84	Post Office.....	3,461,619 31	9,473,661 53	12,935,280 84		
483,140 11	440,903 07	19,420 89	943,461 07	Toronto.....	361,577 95	581,886 12	943,461 07		
192,511 44	1,018,006 55	12,597 28	1,223,115 27	Winnipeg.....	664,486 26	558,629 01	1,223,115 27		
4,217,204 44	2,585,309 79	176,337 77	6,978,892 00	Nova Scotia.....	1,877,808 96	5,101,043 04	6,978,892 00		
2,611,517 38	1,411,829 12	115,086 30	4,138,432 80	New Brunswick.....	775,642 91	3,362,789 89	4,138,432 80		
1,509,723 72	1,048,612 87	60,955 17	2,619,291 76	British Columbia.....	824,071 85	1,795,219 91	2,619,291 76		
614,348 14	585,772 13	27,551 20	1,227,671 47	Prince Edward Island.....	332,239 28	895,432 19	1,227,671 47		
15,836,672 00	13,526,422 53	703,013 68	30,066,108 21	1882.	8,297,446 52	21,763,661 69	30,066,108 21		

SESSIONAL PAPER No. 2

1882.	1882-83.	1883.	1883-84.	1884-85.	1885.	1886.
9,473,674 53	6,826,266 00	407,305 16	16,707,232 70	10,355,903 14	4,730,955 39	11,976,237 31
581,886 12	408,361 53	23,665 85	1,013,913 50		310,092 95	673,820 55
558,829 01	735,914 29	20,404 24	1,314,947 54		799,747 20	585,200 34
5,101,043 04	2,563,293 34	207,048 45	7,877,389 83		2,086,736 78	5,790,633 05
3,362,789 89	1,426,610 90	139,980 89	4,929,381 68		1,033,093 77	3,896,287 91
1,795,219 91	1,306,842 07	74,380 87	3,176,442 85		1,038,942 79	3,176,442 85
895,432 19	620,363 00	39,907 40	1,555,702 59		336,274 26	1,555,702 59
21,768,661 69	13,893,656 13	912,692 87	36,575,010 69		10,355,903 14	36,575,010 69
1883.			1883-84.			
11,976,237 31	6,441,439 00	477,487 46	18,895,163 77		5,649,611 13	13,245,552 64
673,820 55	424,231 82	26,821 85	1,124,874 22		306,542 79	758,331 43
585,200 34	574,133 78	23,862 71	1,188,196 13		534,634 15	653,511 98
5,790,633 05	2,473,293 33	233,988 01	8,497,917 09		2,004,639 78	6,493,277 31
3,896,287 91	1,277,579 85	157,527 86	5,331,395 62		1,024,692 49	4,306,703 13
2,137,500 06	1,431,701 54	85,002 77	3,654,204 37		1,306,738 98	2,347,465 39
1,159,428 33	621,689 65	43,449 27	1,890,567 25		417,872 29	1,830,567 25
20,219,107 55	13,249,070 97	1,054,139 93	40,522,318 45		11,304,781 61	40,522,318 45
1884.			1884-85.			
13,245,552 64	7,098,459 00	539,560 51	20,883,572 15		5,793,031 84	15,090,540 31
758,331 43	410,593 62	30,069 53	1,198,994 58		388,938 94	810,055 64
653,511 98	444,918 86	25,351 61	1,123,782 45		436,855 01	686,927 44
6,493,277 31	3,052,329 79	208,481 93	9,814,089 03		2,225,035 39	7,589,053 64
4,306,703 13	1,343,396 06	176,298 58	5,826,397 77		1,004,681 99	4,821,715 78
2,347,465 39	1,110,271 50	84,478 25	3,542,215 14		1,318,522 15	2,223,692 99
1,412,694 96	808,969 77	61,027 11	2,282,691 84		525,601 25	1,757,090 59
20,217,536 84	14,268,938 60	1,185,267 52	44,671,742 96		11,692,666 57	32,979,076 39
1885.			1885-86.			
15,090,540 31	7,645,227 00	607,073 38	23,342,842 69		6,183,470 60	17,159,372 09
810,055 64	407,681 93	32,619 02	1,250,356 59		362,693 71	887,662 88
686,927 44	593,668 70	29,782 65	1,316,378 79		424,636 09	891,742 70
7,589,053 64	3,103,668 89	311,454 88	11,010,177 41		2,417,036 38	8,593,121 03
4,821,715 78	1,518,689 61	199,642 25	6,540,047 64		1,047,698 71	5,492,348 93
2,223,692 99	1,179,714 31	83,669 83	3,487,077 13		1,297,949 32	2,189,127 81
1,757,090 59	697,645 30	71,376 55	2,526,112 44		565,674 00	1,960,438 44
32,979,076 39	15,158,295 74	1,335,620 56	49,472,992 69		12,299,178 81	37,173,813 88
49,472,992 69						

8 GEORGE V, A. 1918

SAVINGS BANKS.

RECAPITULATION of Yearly Transactions of Savings Banks, from July 1, 1867, to March 31, 1917—Continued.

Balances, July 1.	Deposits.			Banks.	Withdrawals.		Balances, June 30.	Total.
	Cash.	Interest.	Total.		\$	cts.		
	\$	\$	\$		\$	cts.	\$	cts.
1886.				1886-87			1887.	
17,159,372 09	8,272,041 00	692,404 57	26,123,817 66	Post Office	6,626,067 51		19,497,750 15	26,123,817 66
887,062 88	312,578 77	33,093 35	1,233,335 00	Toronto	338,992 21		874,342 79	1,233,335 00
891,742 70	469,530 00	36,009 08	1,397,281 78	Winnipeg	408,072 08		989,209 70	1,397,281 78
8,593,121 03	2,444,940 45	340,263 50	11,378,324 98	Nova Scotia	2,313,495 35		9,064,829 63	11,378,324 98
5,432,348 93	1,439,672 26	224,133 38	7,156,454 57	New Brunswick	1,017,720 55		6,138,734 02	7,156,454 57
2,189,137 81	844,670 49	82,210 91	3,116,009 21	British Columbia	1,063,536 22		2,112,472 99	3,116,009 21
1,900,438 44	623,519 44	73,154 57	2,663,112 45	Prince Edward Island	508,176 36		2,154,936 09	2,663,112 45
37,173,813 88	14,406,452 41	1,487,569 36	53,068,335 65	1887-88.	12,236,060 28		40,832,275 37	53,068,335 65
1887.				1888.			1888.	
19,497,750 15	7,939,715 10	765,639 15	28,203,104 40	Post Office	7,514,071 78		20,689,032 62	28,203,104 40
874,342 79	185,911 18	32,068 55	1,092,322 52	Toronto	297,395 55		794,926 97	1,092,322 52
989,209 70	301,009 04	36,831 08	1,327,049 82	Winnipeg	378,522 68		948,527 14	1,327,049 82
9,064,829 63	1,324,706 75	346,257 28	10,735,853 66	Nova Scotia	1,856,268 78		8,879,584 88	10,735,853 66
6,138,734 02	923,741 84	240,362 74	7,302,838 60	New Brunswick	1,033,250 83		6,269,587 77	7,302,838 60
2,112,472 99	421,791 37	74,337 99	2,609,202 35	British Columbia	980,233 55		1,628,968 80	2,609,202 35
2,154,936 09	383,923 74	82,891 07	2,621,750 90	Prince Edward Island	461,320 85		2,160,430 05	2,621,750 90
40,832,275 37	11,480,859 02	1,578,987 86	53,892,122 25	1888-89.	12,521,064 02		41,371,058 23	53,892,122 25
1888.				1889.			1889.	
20,689,032 62	9,012,613 72	841,921 79	30,543,568 13	Post Office	7,532,145 56		23,011,422 57	30,543,568 13
794,926 97	173,277 05	29,372 13	997,576 15	Toronto	244,871 00		752,705 15	997,576 15
948,527 14	271,626 01	35,191 52	1,255,344 67	Winnipeg	363,307 68		892,036 99	1,255,344 67
8,879,584 88	1,484,982 69	331,590 30	10,696,157 87	Nova Scotia	2,284,646 70		8,411,511 17	10,696,157 87
6,269,587 77	903,824 53	232,846 61	7,406,258 91	New Brunswick	1,360,913 15		6,045,345 76	7,406,258 91
1,628,968 80	399,048 43	63,072 87	2,091,090 10	British Columbia	492,114 21		1,598,945 89	2,091,090 10
2,160,430 05	412,429 71	85,226 73	2,658,086 49	Prince Edward Island	413,696 34		2,244,390 15	2,658,086 49
41,371,058 23	12,657,802 14	1,619,221 95	55,648,082 32		12,691,724 64		42,956,357 68	55,648,082 32

SESSIONAL PAPER No. 2

1889.	1889-90.	1890.	1891.	1892.	1893.
23,011,422 57 752,705 15 892,086 99 8,411,511 17 6,045,345 76 1,598,945 89 2,244,390 15	6,767,397 53 145,627 39 232,615 86 1,180,511 74 797,069 03 402,748 53 328,362 90	30,565,695 47 923,140 49 1,154,362 78 9,882,025 11 7,055,170 60 2,055,375 83 2,650,212 74	21,990,653 49 659,352 24 814,873 58 7,988,948 79 6,012,745 58 1,398,275 14 2,147,616 22	21,738,648 09 566,776 05 753,999 12 7,394,349 11 5,941,892 04 884,232 54 2,120,129 21	22,298,401 65 552,238 05 729,670 54 7,108,567 27 6,002,694 07 723,279 74 2,134,696 31
42,956,357 68	9,254,332 98	54,285,983 02	41,012,465 04	39,400,026 16	50,931,951 91
1890.			1891.		1892.
21,990,653 49 659,352 24 814,873 58 7,988,948 79 6,012,745 58 1,398,275 14 2,147,616 22	6,889,541 28 117,897 18 814,873 58 7,988,948 79 6,012,745 58 1,398,275 14 2,147,616 22	29,614,625 66 797,477 29 1,075,691 65 9,316,026 35 7,012,674 15 1,713,976 18 2,578,595 22	21,738,648 09 566,776 05 753,999 12 7,394,349 11 5,941,892 04 884,232 54 2,120,129 21	22,298,401 65 552,238 05 729,670 54 7,108,567 27 6,002,694 07 723,279 74 2,134,696 31	29,529,240 79 710,041 21 1,028,850 72 8,853,447 49 7,028,695 40 1,163,123 43 2,618,552 87
41,012,465 04	9,748,075 60	52,109,065 90	39,400,026 16		50,931,951 91
1891.			1892.		1893.
21,738,648 09 566,776 05 753,999 12 7,394,349 11 5,941,892 04 884,232 54 2,120,129 21	7,056,002 00 124,846 37 250,147 23 1,216,995 56 884,774 68 252,340 73 426,239 18	29,529,240 79 710,041 21 1,028,850 72 8,853,447 49 7,028,695 40 1,163,123 43 2,618,552 87	22,298,401 65 552,238 05 729,670 54 7,108,567 27 6,002,694 07 723,279 74 2,134,696 31	24,153,193 66 554,313 82 691,638 94 7,206,998 25 6,300,304 49 696,092 40 2,247,116 46	30,784,772 63 680,639 27 991,225 29 8,627,640 97 7,976,420 63 958,996 02 2,694,637 23
39,400,026 16	10,211,345 75	50,931,951 91	39,529,547 63		52,014,331 91
1892.			1893.		1894.
22,298,401 65 552,238 05 729,670 54 7,108,567 27 6,002,694 07 723,279 74 2,134,696 31	7,708,888 00 130,294 28 238,216 11 1,277,145 33 1,065,390 34 223,259 16 486,787 90	30,784,772 63 680,639 27 991,225 29 8,627,640 97 7,276,420 68 958,996 02 2,694,637 23	24,153,193 66 554,313 82 691,638 94 7,206,998 25 6,300,304 49 696,092 40 2,247,116 46		
39,529,547 63	11,118,981 12	52,014,331 91	41,849,658 02		

8 GEORGE V, A. 1918

SAVINGS BANKS.

RECAPITULATION of Y early Transactions of Savings Banks from July 1, 1867, to March 31, 1917—Continued.

Balances, July 1.	DEPOSITS.		Total.	Banks.	Withdrawals.		Balances, June 30.	Total.
	\$	cts.			\$	cts.		
1893.				1893-94.			1894.	
24,153,193 66	7,742,459 30	835,800 34	32,731,453 60	Post Office.....	7,473,585 46		25,257,868 14	32,731,453 60
554,313 82	114,165 15	18,810 32	687,289 29	Toronto.....	131,042 78		553,246 51	687,289 29
691,638 94	63,898 71	23,605 47	979,143 12	Winnipeg.....	277,903 35		701,239 77	979,143 12
7,206,398 25	1,245,513 53	244,025 82	8,696,537 60	Nova Scotia.....	1,536,350 79		7,160,186 81	8,696,537 60
6,300,304 49	1,065,118 15	214,356 85	7,580,379 49	New Brunswick.....	1,220,073 17		6,360,306 32	7,580,379 49
696,092 40	275,426 11	23,572 33	995,090 84	British Columbia.....	276,026 12		719,064 72	995,090 84
2,247,116 46	434,931 00	76,419 07	2,758,516 53	Prince Edward Island.....	475,800 01		2,282,716 52	2,758,516 53
.....	1,383 53	1,383 53	Suspenses.....		1,383 53	1,383 53
41,849,658 02	11,142,915 78	1,437,220 20	54,429,794 00	1894-95.	11,393,781 68		43,036,012 32	54,429,794 00
1894.				1894-95.			1895.	
25,257,868 14	7,981,917 23	876,049 07	34,115,834 44	Post Office.....	7,310,291 97		26,805,542 47	34,115,834 44
553,246 51	130,152 52	18,747 70	702,146 73	Toronto.....	132,071 78		570,074 95	702,146 73
701,239 77	231,783 00	23,589 06	956,611 83	Winnipeg.....	242,812 80		713,799 03	956,611 83
7,160,186 81	1,229,010 65	237,721 07	8,626,918 46	Nova Scotia.....	1,675,747 00		6,951,171 46	8,626,918 46
6,360,306 32	1,012,069 65	213,780 07	7,586,156 04	New Brunswick.....	1,145,018 94		6,441,137 10	7,586,156 04
719,064 72	301,256 31	24,734 77	1,045,055 80	British Columbia.....	275,589 71		769,466 09	1,045,055 80
2,282,716 52	339,389 32	75,710 67	2,697,816 51	Prince Edward Island.....	498,508 76		2,199,307 75	2,697,816 51
1,383 53	Suspenses.....
43,036,012 32	11,224,195 15	1,470,332 34	55,730,539 81	1895-96.	11,280,010 96		41,450,498 85	55,730,539 81
1895.				1895-96.			1896.	
26,805,542 47	8,588,928 61	944,524 73	36,338,995 81	Post Office.....	7,406,066 13		28,932,929 68	36,338,995 81
570,074 95	126,519 69	19,303 02	715,857 66	Toronto.....	136,900 01		579,057 65	715,857 66
713,799 03	247,665 93	24,915 13	986,380 09	Winnipeg.....	209,049 60		777,330 49	986,380 09
6,951,171 46	1,206,831 48	230,654 82	8,388,657 76	Nova Scotia.....	1,577,651 07		6,811,606 69	8,388,657 76
6,441,137 10	1,070,707 99	221,817 76	7,733,652 85	New Brunswick.....	1,080,192 62		6,653,470 23	7,733,652 85
769,466 09	399,099 39	27,751 56	1,106,317 04	British Columbia.....	231,008 03		875,309 01	1,106,317 04
2,199,307 75	332,553 97	73,942 76	2,605,804 48	Prince Edward Island.....	436,189 65		2,169,614 83	2,605,804 48
44,450,498 85	11,882,307 06	1,542,969 78	57,875,775 69	11,076,457 11		46,799,318 58	57,875,775 69

SESSIONAL PAPER No. 2

1896-97.		1896-97.		1897.	
28,932,929 68	10,079,474 31	1,024,511 74	40,036,915 73	32,380,829 09	40,036,915 73
579,057 65	131,562 64	19,893 77	730,513 96	600,941 46	730,513 96
777,330 49	242,979 60	27,235 88	1,047,545 37	816,199 78	1,047,545 37
6,811,606 69	1,072,172 81	216,993 41	8,100,772 91	5,682,337 92	8,100,772 91
6,653,470 23	1,078,048 45	231,443 29	7,962,991 57	6,666,024 01	7,962,991 97
875,309 01	337,979 92	30,841 62	1,244,130 55	955,804 11	1,244,130 55
2,161,614 83	323,838 30	71,172 09	2,564,625 22	1,832,839 35	2,564,625 22
46,799,318 58	13,266,055 33	1,622,091 80	61,687,465 71	48,934,975 72	61,687,465 71
1897.		1897-98.		1898.	
32,380,829 09	9,970,561 48	982,725 62	43,334,116 19	34,480,937 77	43,334,116 19
700,941 46	133,988 40	17,913 57	752,843 43	633,151 12	752,843 43
816,199 78	280,055 46	25,121 86	1,121,377 10	888,777 73	1,121,377 10
5,682,337 92	811,104 64	156,799 74	6,650,242 30	5,103,710 35	6,650,242 30
6,666,024 01	782,805 53	181,480 41	7,630,309 95	6,111,750 64	7,630,309 95
955,804 11	344,475 24	28,447 88	1,348,727 23	1,048,829 75	1,348,727 23
1,832,839 35	332,590 74	53,549 82	2,218,979 91	1,843,961 62	2,218,979 91
48,934,975 72	12,675,581 49	1,446,038 90	63,056,596 11	50,111,118 98	63,056,596 11
1898.		1898-99.		1899.	
34,480,937 77	8,310,630 00	1,001,899 96	43,793,467 73	34,771,605 17	43,793,467 73
633,151 12	121,464 15	18,588 04	773,203 31	648,367 42	773,203 31
888,777 73	273,989 00	26,081 59	1,188,848 32	913,301 30	1,188,848 32
5,103,710 35	670,013 40	142,427 29	5,916,151 04	4,839,446 99	5,916,151 04
6,111,750 64	813,890 56	177,531 58	7,103,172 78	6,132,617 51	7,103,172 78
1,048,829 75	339,051 70	31,818 26	1,439,699 71	1,135,680 14	1,439,699 71
1,843,961 62	275,989 00	52,719 62	2,172,670 24	1,800,666 92	2,172,670 24
50,111,118 98	10,825,027 81	1,451,066 34	62,387,213 13	50,241,715 45	62,387,213 13
1899.		1899-1900.		1900.	
34,771,605 17	10,589,655 82	1,019,699 27	46,410,961 26	37,507,455 80	46,410,961 26
648,367 42	127,021 37	19,419 31	794,803 10	668,547 91	794,803 10
913,301 30	302,999 00	27,310 46	1,243,610 76	949,991 04	1,243,610 76
4,839,446 99	782,899 42	139,353 46	5,761,699 87	4,744,377 29	5,761,699 87
6,132,617 51	926,014 92	180,240 26	7,238,902 69	6,294,354 24	7,238,902 69
1,135,680 14	334,433 73	33,607 39	1,503,721 26	1,158,899 60	1,503,721 26
1,800,666 92	311,213 00	52,473 95	2,164,353 87	1,826,096 52	2,164,353 87
50,241,715 45	13,374,238 26	1,502,099 10	65,118,052 81	53,149,722 40	65,118,052 81

8 GEORGE V, A. 1918

SAVINGS BANKS.

RECAPITULATION of Yearly Transactions of Savings Banks from July 1, 1867, to March 31, 1917—Continued.

Balances, July 1.	DEPOSITS.			Total.	Banks.	Withdrawals.		Balances, June 30.	Total.
	Cash.	Interest.				\$	cts.		
	\$	\$	\$	\$		\$	cts.	\$	\$
	cts.	cts.	cts.	cts.				cts.	cts.
1900.					1900-1901.			1901.	
37,507,455 80	11,091,097 00	1,126,952 44	49,725,505 24	Post Office.....	9,774,694 62	39,950,810 62	49,725,505 24	39,950,810 62	49,725,505 24
668,547 91	125,040 31	19,856 57	813,444 79	Toronto.....	125,197 18	688,247 61	813,444 79	688,247 61	813,444 79
949,991 04	272,446 00	27,432 33	1,249,869 37	Manitoba.....	858,059 06	942,810 31	1,249,869 37	942,810 31	1,249,869 37
4,744,377 29	773,861 79	138,877 44	5,637,116 52	Nova Scotia.....	858,268 16	4,798,848 36	5,637,116 52	4,798,848 36	5,637,116 52
6,294,354 24	1,015,714 35	188,682 67	7,498,751 26	New Brunswick.....	905,433 77	6,593,317 49	7,498,751 26	6,593,317 49	7,498,751 26
1,158,899 60	362,744 00	34,336 64	1,555,980 24	British Columbia.....	343,580 90	1,212,399 34	1,555,980 24	1,212,399 34	1,555,980 24
1,836,096 52	331,070 26	53,022 96	2,211,389 74	Prince Edward Island.....	348,866 41	1,862,523 33	2,211,389 74	1,862,523 33	2,211,389 74
53,149,722 40	13,972,373 71	1,589,761 05	68,712,057 15	1901-1902.	12,663,100 10	56,048,957 06	68,712,057 15	56,048,957 06	68,712,057 15
1901.								1902.	
39,950,810 62	11,797,542 96	1,188,924 83	52,937,278 41	Post Office.....	10,617,070 50	42,320,207 91	52,937,278 41	42,320,207 91	52,937,278 41
688,247 61	114,798 76	19,708 63	822,755 00	Toronto.....	140,362 30	682,392 70	822,755 00	682,392 70	822,755 00
942,810 31	290,948 36	27,999 51	1,261,758 18	Manitoba.....	280,193 86	981,564 32	1,261,758 18	981,564 32	1,261,758 18
4,798,848 36	823,47 00	140,425 89	5,762,421 25	Nova Scotia.....	881,238 47	4,881,182 78	5,762,421 25	4,881,182 78	5,762,421 25
6,593,317 49	1,041,710 65	194,796 95	7,829,825 09	New Brunswick.....	1,409,907 73	6,419,917 36	7,829,825 09	6,419,917 36	7,829,825 09
1,212,399 34	336,999 52	35,304 14	1,584,703 00	British Columbia.....	371,316 75	1,213,386 25	1,584,703 00	1,213,386 25	1,584,703 00
1,862,523 33	363,978 90	55,098 37	2,281,600 60	Prince Edward Island.....	342,265 22	1,939,335 38	2,281,600 60	1,939,335 38	2,281,600 60
56,048,957 06	14,769,126 15	1,662,258 32	72,480,341 53	1902-1903.	14,042,354 83	58,437,986 70	72,480,341 53	58,437,986 70	72,480,341 53
1902.								1903.	
42,320,207 91	12,060,827 00	1,254,048 96	55,635,081 87	Post Office.....	11,379,756 94	44,255,326 93	55,635,081 87	44,255,326 93	55,635,081 87
682,392 70	146,092 36	20,040 21	849,425 27	Toronto.....	152,050 16	697,375 11	849,425 27	697,375 11	849,425 27
981,564 32	391,605 62	29,076 65	1,402,246 59	Manitoba.....	375,695 41	1,026,551 18	1,402,246 59	1,026,551 18	1,402,246 59
4,881,182 78	759,096 57	141,451 14	5,781,730 49	Nova Scotia.....	944,890 38	4,836,840 11	5,781,730 49	4,836,840 11	5,781,730 49
6,419,917 36	1,061,873 68	191,299 16	7,673,090 20	New Brunswick.....	930,448 64	6,722,641 56	7,673,090 20	6,722,641 56	7,673,090 20
1,213,386 25	322,702 67	36,083 99	1,572,172 91	British Columbia.....	316,126 10	1,236,046 81	1,572,172 91	1,236,046 81	1,572,172 91
1,939,335 38	369,597 00	57,292 70	2,366,225 08	Prince Edward Island.....	389,877 53	1,976,347 55	2,366,225 08	1,976,347 55	2,366,225 08
58,437,986 70	15,112,034 90	1,729,292 81	75,279,972 41		14,508,845 16	60,771,129 25	75,279,972 41	60,771,129 25	75,279,972 41

SESSIONAL PAPER No. 2

1903.		1903-1904.		1904.	
44,255,326 93	11,737,940 00	1,309,567 05	57,302,833 98	11,833,127 70	45,419,706 28
697,375 11	147,437 48	20,791 31	865,093 90	145,361 87	720,242 03
1,026,551 18	364,823 10	28,722 24	1,420,096 52	952,692 08	952,404 44
4,836,840 11	722,247 45	140,810 20	5,699,897 76	846,547 86	4,843,349 90
6,722,641 56	1,029,624 45	199,702 58	7,921,968 59	952,099 75	6,999,808 84
1,256,046 81	310,292 71	35,617 68	1,601,957 20	372,086 65	1,229,870 55
1,976,347 55	305,368 08	57,588 39	2,339,304 02	346,296 16	1,993,007 86
60,771,129 25	14,617,733 27	1,792,799 45	77,181,661 97	15,023,212 07	62,158,449 90
1904.		1904-1905.		1905.	
45,419,706 28	10,757,203 93	1,320,511 70	57,497,421 91	12,129,101 23	45,368,320 68
720,242 03	142,075 38	20,842 77	883,160 18	172,195 65	710,964 53
952,404 44	334,036 28	26,901 33	1,313,342 05	399,811 37	913,530 68
4,843,349 90	775,025 88	142,476 20	5,760,845 98	824,838 84	4,936,007 14
6,999,808 84	981,028 15	205,539 59	8,186,436 58	1,314,097 47	6,872,339 11
1,229,870 55	278,021 00	34,837 28	1,542,731 83	346,506 28	1,196,135 55
1,963,067 86	307,077 00	58,731 04	2,358,815 90	338,656 94	2,020,158 96
62,158,449 90	13,574,470 62	1,809,833 91	77,542,754 43	15,525,297 78	62,017,456 65
1905.		1905-1906.		1906.	
45,368,320 68	11,365,051 31	1,328,205 78	58,061,577 77	12,324,529 26	45,736,488 51
710,964 53	45,975 09	6,811 50	763,751 12	763,751 12	763,751 12
913,530 68	302,380 60	25,542 68	1,241,453 96	370,506 79	1,241,453 96
4,936,007 14	801,327 70	145,207 98	5,882,542 82	842,742 67	5,039,800 15
6,872,339 11	951,539 99	201,680 62	8,025,559 72	1,031,920 36	6,993,639 36
1,196,135 55	316,024 07	34,815 18	1,546,974 80	319,096 38	1,227,878 42
2,020,158 96	327,570 35	59,223 31	2,406,952 62	365,084 15	2,041,868 47
62,017,456 65	14,109,869 11	1,801,487 05	77,928,812 81	16,017,630 73	61,910,622 08
1906.		1906-1907 (9 months to March 31, 1907).		April 1, 1907.	
45,736,488 51	10,019,671 80	1,027,833 83	56,783,994 14	9,330,766 39	47,453,227 75
870,947 17	248,095 00	18,779 10	1,137,821 27	266,833 07	870,988 20
5,039,800 15	535,641 72	107,622 10	5,683,063 97	753,465 75	4,929,508 22
6,993,639 36	641,359 53	135,694 43	7,770,693 32	1,777,649 72	5,993,043 60
1,227,878 42	311,636 14	27,355 96	1,566,570 52	309,743 72	1,256,826 80
2,041,868 47	244,554 00	44,714 74	2,331,137 21	293,009 91	2,038,127 30
61,910,622 08	12,000,958 19	1,361,700 16	75,273,280 43	12,731,468 56	62,541,811 87

8 GEORGE V, A. 1918

SAVINGS BANKS.

RECAPITULATION of Yearly Transactions of Savings Banks from July 31, 1867, to March 31, 1917—Continued.

Balances, April 1.	DEPOSITS.			Total.	Banks.	Withdrawals.	Balances, March 31.	Total.	
	Cash.	Interest.							1907-08.
		\$	cts.						
	\$	cts.	\$	cts.		\$	cts.	\$	cts.
1907.								1908.	
47,453,227 75	12,352,517 88	1,369,404 60	61,175,150 23	Post Office.....	13,610,865 95	47,564,284 28	61,175,150 23		
870,988 20	297,617 00	24,224 60	1,192,829 80	Manitoba.....	337,927 89	834,901 91	1,192,829 80		
4,923,598 22	648,086 86	141,218 16	5,718,903 24	Nova Scotia.....	896,352 59	4,822,550 65	5,718,903 24		
5,993,043 60	744,928 94	175,376 65	6,913,349 19	New Brunswick.....	893,223 01	6,020,126 18	6,913,349 19		
1,256,826 80	442,076 36	36,957 95	1,735,861 11	British Columbia.....	423,266 96	1,312,594 15	1,735,861 11		
2,038,127 30	324,621 00	58,761 60	2,421,509 90	Prince Edward Island.....	394,811 77	2,026,698 13	2,421,509 90		
62,541,811 87	14,809,848 04	1,805,943 56	79,157,603 47		16,576,448 17	62,581,155 30	79,157,603 47		
1908.				1908-09.		1909.			
47,564,284 28	9,415,569 29	1,342,869 64	58,322,723 21	Post Office.....	13,132,239 00	45,190,484 21	58,322,723 21		
834,901 91	214,530 88	23,736 70	1,073,169 49	Manitoba.....	247,104 27	826,065 22	1,073,169 49		
4,822,550 65	553,218 83	139,061 20	5,514,830 68	Nova Scotia.....	761,390 40	4,753,440 28	5,514,830 68		
6,020,126 18	657,240 79	172,239 27	6,849,626 24	New Brunswick.....	978,045 51	5,871,580 73	6,849,626 24		
1,312,394 15	329,848 87	36,806 34	1,679,049 36	British Columbia.....	435,303 26	1,243,946 10	1,679,049 36		
2,026,698 13	319,640 00	59,256 49	2,405,594 62	Prince Edward Island.....	352,190 83	2,053,403 79	2,405,594 62		
62,581,155 30	11,490,048 66	1,773,989 64	75,845,193 60		15,906,273 27	59,938,920 33	75,845,193 60		
1909.				1909-10.		1910.			
45,190,484 21	8,816,511 71	1,279,011 04	55,286,006 96	Post Office.....	11,699,649 54	43,586,357 42	55,286,006 96		
826,065 22	201,991 14	23,911 53	1,051,967 89	Manitoba.....	220,634 51	831,333 38	1,051,967 89		
4,753,440 28	552,027 54	136,527 22	5,441,995 04	Nova Scotia.....	770,388 39	4,671,606 65	5,441,995 04		
5,871,580 73	665,795 29	171,212 22	6,708,588 19	New Brunswick.....	842,392 43	5,866,195 76	6,708,588 19		
1,243,946 10	340,066 91	34,934 72	1,618,947 73	British Columbia.....	441,379 49	1,177,568 24	1,618,947 73		
2,053,403 79	360,320 44	60,451 42	2,474,175 65	Prince Edward Island.....	343,007 20	2,131,168 45	2,474,175 65		
59,938,920 33	10,936,712 98	1,706,048 15	72,581,681 46		14,317,451 56	58,264,229 90	72,581,681 46		

SESSIONAL PAPER No. 2

1910.		1910-11.		1911.	
43,586,357 42	9,957,016 17	1,257,565 84	54,800,939 43	43,330,579 19	54,800,939 43
831,333 38	183,235 00	23,675 82	1,038,304 20	800,628 14	1,038,304 20
4,671,606 65	599,136 01	137,058 82	5,407,801 48	4,733,857 53	5,407,801 48
5,866,195 76	777,187 79	171,635 95	6,814,879 50	5,883,086 90	6,814,879 50
1,177,568 24	416,270 05	33,893 08	1,627,731 37	1,171,471 18	1,627,731 37
2,131,168 45	361,299 00	62,385 18	2,554,852 63	2,174,728 09	2,554,852 63
58,264,229 90	12,294,204 02	1,686,074 69	72,244,508 61	58,094,331 03	72,244,508 61
1911.		1911-12.		1912.	
43,330,579 19	11,278,708 43	1,258,164 84	55,807,452 46	43,563,764 33	55,807,452 46
800,628 14	163,609 00	22,179 80	986,407 91	728,614 25	986,407 91
4,733,857 53	677,112 29	130,739 46	5,541,749 28	4,528,144 98	5,541,749 28
5,883,086 90	954,081 04	172,847 75	7,010,015 69	6,051,289 06	7,010,015 69
1,171,471 18	488,580 62	33,757 85	1,693,809 65	1,176,524 67	1,693,809 65
2,174,728 09	332,874 10	63,276 66	2,570,878 85	2,170,990 77	2,570,878 85
58,094,331 03	13,894,956 48	1,681,026 36	73,670,313 87	58,219,328 06	73,670,313 87
1912.		1912-13.		1913.	
43,563,764 33	11,299,963 88	1,255,179 63	56,118,907 84	42,728,941 83	56,118,907 84
728,614 25	151,547 81	18,956 96	899,119 02	663,996 71	899,119 02
4,528,144 98	658,889 03	128,420 42	5,315,454 43	4,526,556 26	5,315,454 43
6,051,289 06	938,316 58	172,866 16	7,162,471 80	6,088,536 24	7,162,471 80
1,176,524 67	496,592 62	29,634 32	1,702,751 61	1,073,048 53	1,702,751 61
2,170,990 77	328,428 95	59,575 64	2,558,995 36	2,039,403 82	2,558,995 36
58,219,328 06	13,873,738 87	1,654,633 13	73,757,700 06	57,140,483 39	73,757,700 06
1913.		1913-14.		1914.	
42,728,941 83	11,486,778 03	1,218,491 69	55,434,221 55	41,591,286 57	55,434,221 55
663,996 71	110,219 00	18,172 97	792,388 68	604,048 34	792,388 68
4,526,710 66	677,616 87	127,426 58	5,331,754 11	4,422,115 10	5,331,754 11
6,088,536 24	842,378 78	175,541 95	7,106,456 97	5,985,745 91	7,106,456 97
1,073,048 53	411,938 38	30,061 49	1,515,018 70	1,034,906 20	1,515,048 70
2,059,403 82	318,489 25	57,447 51	2,435,340 58	1,908,901 30	2,435,340 58
57,140,637 79	13,850,420 61	1,627,142 19	72,618,200 59	55,567,603 42	72,618,200 59

8 GEORGE V, A. 1918

SAVINGS BANKS.

RECAPITULATION of Yearly Transactions of Savings Banks from July 1, 1867, to March 31, 1917—Concluded.

Balances, April 1.	Deposits.		Total.	BANKS.	Withdrawals.		Balances, March 31.	Total.
	Cash.	Interest.			\$	cts.	\$	cts.
\$ cts.	\$	\$	\$					
1914.				1914-15.				
41,591,286 57	10,154,189 07	1,175,536 96	52,921,012 60	Post Office.....	12,925,606 20		39,995,406 40	52,921,012 60
604,648 34	98,276 50	17,037 64	719,962 48	Manitoba.....	144,465 66		575,496 82	719,962 48
4,422,115 10	628,029 76	128,238 60	5,173,383 46	Nova Scotia.....	756,726 77		4,416,656 69	5,173,383 46
5,955,745 91	727,533 29	172,673 24	6,945,952 44	New Brunswick.....	1,015,447 71		5,930,504 73	6,945,952 44
1,054,906 20	440,745 21	31,548 77	1,527,200 18	British Columbia.....	363,801 64		1,157,398 54	1,527,200 18
1,908,901 30	327,568 25	55,026 30	2,291,495 85	Prince Edward Island.....	365,240 77		1,926,255 08	2,291,495 85
55,567,603 42	12,431,312 08	1,580,061 51	69,579,007 01		15,577,288 75		54,001,718 26	69,579,007 01
1915.				1915-16.				
39,995,406 40	8,534,842 54	1,160,082 89	49,990,331 83	Post Office.....	9,981,914 13		40,008,417 70	49,990,331 83
575,496 82	61,857 00	16,759 45	634,113 27	Manitoba.....	74,188 72		579,924 55	634,113 27
4,416,656 69	515,788 07	128,303 88	5,060,748 64	Nova Scotia.....	1,048,560 86		4,012,187 78	5,060,748 64
5,930,501 73	714,504 14	171,752 61	6,816,761 48	New Brunswick.....	1,002,731 27		5,814,030 21	6,816,761 48
1,157,398 54	285,590 97	33,585 77	1,476,575 28	British Columbia.....	327,191 27		1,149,384 01	1,476,575 28
1,926,255 08	326,631 72	56,746 08	2,309,632 88	Prince Edward Island.....	345,170 79		1,964,452 09	2,309,632 88
54,001,718 26	10,739,234 44	1,567,230 68	66,308,183 38		12,779,757 04		53,528,426 34	66,308,183 38
1916.				1816-17.				
40,008,417 70	11,474,434 11	1,206,527 65	53,189,379 46	Post Office.....	10,606,900 87		42,582,478 59	53,189,379 46
579,924 55	74,688 35	17,057 46	671,670 36	Manitoba.....	88,638 18		583,032 18	671,670 36
4,012,035 23	565,901 50	117,725 57	4,696,662 30	Nova Scotia.....	637,688 00		4,058,974 30	4,696,662 30
5,814,030 21	797,423 92	168,722 36	6,780,176 49	New Brunswick.....	1,025,600 80		5,754,575 69	6,780,176 49
1,149,384 01	312,784 03	34,266 45	1,496,434 49	British Columbia.....	206,668 80		1,199,745 69	1,496,434 49
1,964,482 09	383,803 47	57,674 45	2,405,960 01	Prince Edward Island.....	368,697 85		2,037,262 16	2,405,960 01
53,528,273 79	14,110,635 38	1,601,973 94	69,240,283 11		13,024,194 50		56,216,088 61	69,240,283 11

SESSIONAL PAPER No. 2

SAVINGS BANKS.

GENERAL RECAPITULATION.

Year.	Deposits.	Interest allowed.	Total.	Withdrawals.	Increase or Decrease of Deposits over Withdrawals.	Total.
	\$ cts.	\$ cts.	\$ cts.	\$ cts.	\$ cts.	\$ cts.
1867-68....	505,501 34	67,017 02	572,518 36	306,757 32	+	265,761 04
1868-69....	1,251,023 02	90,622 76	1,341,645 78	578,114 48	+	763,531 30
1869-70....	1,810,382 20	125,816 70	1,936,198 90	976,119 22	+	960,079 68
1870-71....	2,474,244 90	172,530 51	2,646,775 41	1,488,897 38	+	1,157,878 03
1871-72....	2,385,337 80	217,009 98	3,602,347 78	2,920,911 16	+	681,436 62
1872-73....	4,749,835 35	220,824 60	4,970,659 95	4,056,171 52	+	914,488 43
1873-74....	5,797,913 98	280,764 33	6,078,678 31	5,033,639 44	+	1,045,038 87
1874-75....	5,512,634 77	298,654 00	5,811,288 77	5,850,360 40	-	39,079 63
1875-76....	4,948,876 44	288,688 35	5,237,564 79	5,364,627 90	-	127,063 11
1876-77....	5,432,575 72	294,224 25	5,726,799 97	5,300,287 23	+	426,512 74
1877-78....	7,090,729 04	236,650 50	7,427,379 54	6,400,997 02	+	1,026,382 52
1878-79....	6,522,533 26	353,577 84	6,876,111 10	6,165,441 25	+	710,669 85
1879-80....	7,960,411 41	404,803 55	8,365,214 96	6,519,941 98	+	1,845,272 98
1880-81....	10,669,681 76	508,778 66	11,178,460 42	6,394,744 60	+	4,783,715 82
1881-82....	13,526,422 53	703,013 68	14,229,436 21	8,267,449 52	+	5,961,986 69
1882-83....	13,893,656 13	912,692 87	14,806,349 00	10,355,903 14	+	4,450,445 86
1883-84....	13,249,070 97	1,054,239 93	14,303,216 90	11,304,781 61	+	2,998,429 29
1884-85....	14,268,938 60	1,195,267 52	15,464,206 12	11,692,666 57	+	3,761,539 55
1885-86....	15,158,295 74	1,335,620 56	16,493,916 30	12,299,178 81	+	4,194,737 49
1886-87....	14,406,952 41	1,487,569 36	15,894,521 77	12,236,060 28	+	3,658,461 49
1887-88....	11,480,559 02	1,578,987 86	13,059,546 88	12,521,064 02	+	538,782 86
1888-89....	12,657,802 14	1,619,221 95	14,277,024 09	12,691,724 64	+	1,585,299 45
1889-90....	9,854,332 98	1,475,292 36	11,329,625 34	13,273,517 98	-	1,943,892 64
1890-91....	9,748,075 60	1,348,525 26	11,096,600 86	12,709,039 74	-	1,612,438 88
1891-92....	10,211,345 75	1,320,580 00	11,531,925 75	11,402,044 28	+	129,521 47
1892-93....	11,118,981 12	1,365,802 44	12,484,783 56	10,164,673 17	+	2,320,110 39
1893-94....	11,442,915 78	1,437,220 20	12,580,135 98	11,393,781 68	+	1,186,354 30
1894-95....	11,224,195 15	1,470,332 34	12,694,527 49	11,280,040 96	+	1,414,486 53
1895-96....	11,882,300 06	1,542,969 78	13,425,276 84	11,076,457 11	+	2,348,819 73
1896-97....	13,296,655 33	1,622,061 80	14,888,147 13	12,752,489 99	+	2,135,657 14
1897-98....	12,675,551 49	1,446,038 90	14,121,630 39	12,945,487 13	+	1,176,143 26
1898-99....	10,825,027 81	1,451,066 34	12,276,094 15	12,145,497 68	+	130,596 47
1899-1900....	13,374,238 26	1,502,099 10	14,876,337 36	11,970,330 41	+	2,906,006 95
1900-01....	13,972,573 71	1,589,761 05	15,562,334 76	12,663,100 10	+	2,899,234 66
1901-02....	14,769,126 15	1,662,258 32	16,431,384 47	14,042,354 83	+	2,389,029 64
1902-03....	12,112,964 90	1,729,292 81	16,841,987 71	14,598,845 16	+	2,233,142 55
1903-04....	14,617,733 27	1,732,799 45	16,410,532 72	15,023,212 07	+	1,387,320 65
1904-05....	13,574,470 62	1,809,833 91	15,384,304 53	15,525,297 78	-	140,993 25
1905-06....	14,109,869 11	1,801,487 05	15,911,356 16	16,017,630 73	-	106,274 57
1906-07.... (9 mos.)	12,090,958 19	1,361,700 16	13,362,658 35	12,731,468 56	+	631,189 79
1907-08....	14,809,848 04	1,805,943 56	16,615,791 60	16,576,448 17	+	39,343 43
1908-09....	11,490,048 66	1,773,989 64	13,264,038 30	15,906,273 27	-	2,642,234 97
1909-10....	10,936,712 98	1,706,048 15	12,642,761 13	14,317,451 56	-	1,674,690 43
1910-11....	12,294,204 02	1,686,074 69	13,980,278 71	14,150,177 58	-	169,898 87
1911-12....	13,894,956 48	1,681,026 36	15,575,982 84	15,450,985 81	+	124,997 03
1912-13....	13,873,738 87	1,664,633 13	15,538,372 00	16,617,216 67	-	1,078,844 67
1913-14....	13,850,420 61	1,627,142 19	15,477,562 80	17,050,597 17	-	1,572,879 37
1914-15....	12,431,342 08	1,580,061 51	14,011,403 59	15,577,288 75	-	1,565,885 16
1915-16....	10,729,234 44	1,567,230 68	12,306,465 12	12,779,757 04	-	473,291 92
1916-17....	14,110,035 38	1,601,973 94	15,712,009 32	13,024,194 50	+	2,687,814 82
528,664,712 37				531,830,433 37	+	67,941,509 82
					-	13,147,468 07
Increase of deposits over withdrawals.....						54,794,041 75
Balance, July 1867.....						1,422,046 86
						56,216,088 61

8 GEORGE V, A. 1918

COMPARATIVE Statement of Finance Department.

Year.	LETTER OF CREDIT CHEQUES		Reference to the Treasury Board.	Issue and Redemption of Currency.	Savings Banks Accounts Remaining Open.	Salaries of Staff.
	Number Cheques Cashed by Banks.	Total Amount of cheques issued under Letter of Credit System.				
	Number.	\$ cts.		\$ cts.	Number.	\$ cts.
1878-79.....			329	2,946,010 00	22,622	51,968 33
1879-80.....			372	4,900,941 00	25,468	51,454 91
1880-81.....			313	3,262,903 60	28,212	52,058 28
1881-82.....			1,297	4,006,583 00	33,748	52,694 90
1882-83.....			703	3,095,612 00	38,758	54,377 78
1883-84.....			897	3,770,990 00	43,406	56,034 19
1884-85.....			810	6,967,579 00	46,601	54,632 92
1885-86.....			1,040	8,377,952 00	51,592	55,427 57
1886-87.....			1,070	5,760,852 00	53,519	51,129 78
1887-88.....			990	7,334,852 00	57,367	52,382 41
1888-89.....			1,115	6,862,953 00	58,114	52,090 71
1889-90.....			1,134	6,899,973 00	57,297	51,347 50
1890-91.....			1,707	6,769,398 00	56,149	51,764 88
1891-92.....			1,659	8,906,805 00	54,794	48,482 52
1892-93.....			1,492	7,179,351 00	55,039	49,770 00
1893-94.....			1,366	8,114,390 00	55,815	50,492 50
1894-95.....			1,778	8,333,474 00	54,932	49,690 00
1895-96.....			1,966	7,562,761 00	54,186	49,893 89
1896-97.....			827	9,679,714 00	47,081	50,418 14
1897-98.....			1,225	16,296,903 00	46,093	50,460 00
1898-99.....			1,015	5,437,361 00	49,320	49,465 00
1899-00.....			1,485	9,050,907 00	45,773	49,907 50
1900-01.....			1,603	10,673,753 00	48,569	49,626 54
1901-02.....			1,576	18,199,358 00	49,001	50,533 27
1902-03.....			1,508	22,593,790 00	46,615	46,601 71
1903-04.....	418,730	50,891,249 59	2,114	20,274,945 00	47,531	51,367 97
1904-05.....	503,978	60,106,808 84	1,902	41,605,644 11	47,347	55,063 10
1905-06.....	593,218	62,884,254 76	2,156	31,446,640 50	45,092	56,921 63
1906-07 (9 mos.)	443,501	54,053,750 09	1,579	27,441,857 36	41,362	45,321 61
1907-08.....	629,302	92,847,436 17	2,514	37,525,244 50	40,376	61,672 40
1908-09.....	669,447	100,892,154 36	2,800	45,349,192 86	38,381	99,562 02
1909-10.....	614,484	87,614,833 59	2,893	18,622,588 00	37,833	105,553 89
1910-11.....	662,344	109,597,189 46	3,237	39,769,998 25	36,930	100,546 30
1911-12.....	779,450	113,562,077 31	4,228	56,976,718 85	35,609	100,504 61
1912-13.....	874,106	120,319,953 59	5,233	65,955,340 25	34,762	99,976 28
1913-14.....	981,994	141,441,053 76	5,047	75,595,064 62	33,280	104,554 88
1914-15.....	1,087,962	216,793,283 06	4,652	81,060,335 01	32,410	112,452 45
1915-16.....	1,901,176	370,656,918 58	6,507	72,722,484 87	30,618	118,747 43
1916-17.....	3,615,670	396,870,308 71	6,619	64,243,692 75	30,277	120,744 27

SESSIONAL PAPER No. 2

TOTAL Amount of Issue and Redemption of Dominion Notes from July 1, 1878,
to March 31, 1917.

Year.	Issue.	Redemption.	Increase.	Decrease.
	\$ cts	\$ cts.	\$ cts.	\$ cts.
1878-79. *	1,650,412 00	1,295,598 00	354,814 00	
1879-80.	3,838,195 00	1,062,746 00	2,775,449 00	
1880-81.	2,104,213 00	1,158,690 00	945,523 00	
1881-82.	2,645,819 00	1,360,764 00	1,285,055 00	
1882-83.	1,652,159 00	1,443,453 00	208,706 00	
1883-84.	1,555,110 00	2,215,880 00		660,770 00
1884-85.	3,523,167 00	3,444,412 00	78,755 00	
1885-86.	4,622,088 00	3,755,864 00	866,224 00	
1886-87.	2,452,500 00	3,308,352 00		855,852 00
1887-88.	4,263,667 00	3,071,185 00	1,192,482 00	
1888-89.	3,017,958 00	3,844,995 00		827,037 00
1889-90.	3,413,793 00	3,486,180 00		72,387 00
1890-91.	3,793,911 00	2,975,487 00	818,424 00	
1891-92.	5,006,593 00	3,900,212 00	1,106,381 00	
1892-93.	4,172,573 00	3,006,778 00	1,165,795 00	
1893-94.	4,863,808 00	3,250,582 00	1,613,226 00	
1894-95.	3,895,994 00	4,437,480 00		541,486 00
1895-96.	3,906,764 00	3,655,997 00	250,767 00	
1896-97.	5,812,806 00	3,866,908 00	1,945,898 00	
1897-98.	8,078,500 00	8,218,403 00		139,903 00
1898-99.	3,747,817 00	1,689,544 00	2,058,273 00	
1899-00.	5,454,682 00	3,596,225 00	1,858,457 00	
1900-01.	6,574,500 00	4,099,253 00	2,475,247 00	
1901-02.	11,540,618 00	6,658,740 00	4,881,878 00	
1902-03.	17,861,500 00	4,732,290 00	13,129,210 00	
1903-04.	11,421,765 00	8,853,180 00	2,568,585 00	
1904-05.	23,682,541 00	17,923,102 00	5,759,438 00	
1905-06.	17,026,923 00	14,419,717 50	2,607,205 50	
1906-07 (9 mos.)	16,132,513 50	11,279,343 86	4,853,169 64	
1907-08.	21,593,319 50	15,931,925 00	5,661,394 50	
1908-09.	32,122,141 00	13,227,051 86	18,895,089 14	
1909-10.	13,202,788 00	5,419,800 00	7,782,988 00	
1910-11.	21,315,100 00	18,454,898 25	2,860,201 75	
1911-12.	40,213,041 00	16,763,677 85	23,449,363 15	
1912-13.	32,306,796 25	33,648,544 00		1,341,747 75
1913-14.	40,644,448 75	34,950,615 87	5,693,832 88	
1914-15.	67,503,725 00	28,243,244 62	39,260,480 38	
1915-16.	46,804,748 75	25,917,736 12	20,887,012 63	
1916-17.	34,774,774 00	29,468,918 75	5,305,855 25	
	538,193,771 75	358,037,774 68	184,595,179 82	4,439,182 76

Circulation, March 31, 1917.....\$183,248,986 79

" " 31, 1916 177,943,131 54

Increase 1916-1917.....\$ 5,305,855 25

8 GEORGE V, A. 1918

STATEMENT showing the total amount paid to each Railway on account of
Railway Subsidies, from 1884 to March 31, 1917.

Railway.		Total Amount.
	\$ cts.	\$ cts.
Alberta Central Railway Co.....		404,480 00
Albert Southern Railway, N.B.....		50,460 00
Atlantic and Lake Superior Ry. Co.....		164,940 01
Algoma Central and Hudson Bay Ry. Co.....		2,048,704 00
Algoma Eastern Ry. (formerly Manitoulin and North Shore Ry. Co.)...		547,648 00
Atlantic, Quebec and Western Ry. Co.....		902,800 00
Atlantic and Northwestern Ry. Co.....		3,732,000 00
Baie des Chaleurs Ry. Co.....		620,000 00
Buctouche and Moncton Railway.....		101,600 00
Brockville, Westport and Sault Ste. Marie Railway.....		140,800 00
Belleville and North Hastings Railway.....		21,888 00
Beersville Coal and Ry. Co. (see North Shore Ry. Co., N.B.).		
Beauharnois Junction Railway.....		62,400 00
Brantford, Waterloo and Lake Erie Railway.....		57,600 00
Bay of Quinte Railway.....		141,722 45
Bruce Mines and Algoma Railway.....		53,920 00
Caraquette Railway, N.B.....		224,000 00
Canadian Northern Alberta Ry. Co.....		3,094,104 00
Canadian Northern Ontario Ry. Co.—		
James Bay Railway Co.....	1,071,872 00	
Canadian Northern Ontario Ry. Co.....	13,314,890 51	
		14,386,762 51
Canadian Northern Quebec Ry. Co. —		
Great Northern Ry. Co.....	557,788 31	
Canadian Northern Quebec Ry. Co.....	1,099,388 58	
Chateauguay and Northern Ry. Co.....		
		1,657,176 89
Canadian Northern Railway Co.....		1,909,132 00
Canadian Northern Pacific Railway Co.....		5,648,626 37
Canada Eastern Railway—		
Northern and Western Railway.....	312,000 00	
Chatham Branch Railway.....	24,439 84	
Canada Eastern Railway.....	38,400 00	
		374,839 84
Canada Atlantic Ry. Co.....		282,355 20
Cumberland Railway and Coal Co.....		39,850 00
Chateauguay Northern (see Canadian Northern Que. Ry. Co.).		
Cornwallis Valley Railway.....		44,800 00
Chatham Branch (see Canada Eastern).		
Central Railway Co. of Canada.....		30,145 02
Central Railway, N.B.....		226,012 54
Columbia and Kootenay Railway.....		88,800 00
Canadian Pacific Railway—		
Revelstoke to Arrow lake.....	80,000 00	
Crow's Nest Pass.....	3,404,720 00	
Pipestone Branch.....	160,000 00	
Kootenay and Arrowhead Branch.....	153,866 00	
Selkirk Branch.....	83,200 00	
Dymont Branch.....	22,336 00	
Waskada Branch.....	64,000 00	
Pheasant Hill Branch.....	435,200 00	
Staynerville Branch.....	13,024 00	
Teulon to Icelandic River.....	112,000 00	
Moosejaw Northwesterly.....	600,474 27	
Winnipeg Beach to Gimli and Icelandic Bridge.....	114,554 43	
Calgary-Edmonton Branch.....	126,000 00	
		5,369,374 70
Cap de la Madeleine Railway.....		7,424 00
Coast Ry. of N.S. (see Halifax and Yarmouth Ry.)		
Central Ontario Railway Company.....		205,862 79
Cape Breton Extension Railway.....		196,800 00
Colchester Coal and Ry. Co.....		12,800 00
Carried forward.....		42,849,828 32

SESSIONAL PAPER No. 2

STATEMENT showing the total amount paid to each Railway on account of Railway Subsidies, from 1884 to March 31, 1917—*Continued.*

Railway.	—	Total Amount
	\$ cts.	\$ cts.
Brought forward.....		42,849,828 32
Canadian and Gulf Terminal Ry. Co.....		210,053 59
Crow's Nest Pass Ry. (see Canadian Pacific Ry. Co.)		
Dominion Lime Co.....		15,360 00
Drummond County Railway.....		423,936 00
Dominion Coal Company.....		87,808 00
Elgin, Petitoodiac and Havelock.....		82,652 82
Esquimalt and Nanaimo Ry.....		1,520,560 00
Erie and Huron Ry.....		96,000 00
East Richelieu Ry.....		69,952 00
Edmonton, Yukon and Pacific Ry. Co.....		91,200 00
Edmonton, Dunvegan and British Columbia Ry. Co.....		125,202 84
Fredericton and St. Mary's Ry. Bridge Co.....		30,000 00
Fredericton and Grand Lake Coal and Ry. Co.....		216,576 00
Great Eastern Ry., Quebec.....		40,345 00
Gatineau Valley Ry. (see Ottawa, Northern and Western Ry.)		
Guelph Junction Ry.....		46,000 00
Grand Trunk, Georgian Bay and Lake Erie Ry.....		39,744 00
Gulf Shore Ry. Co.....		53,699 20
Great Northern Ry. (see Canadian Northern Quebec Ry. Co.)		
Grand Trunk Ry. Co., Victoria Jubilee Bridge.....		500,000 00
Grand Trunk Pacific Ry. Co.....		1,220,480 00
Ha Ha Bay Ry. Co.....		231,462 00
Halifax and Yarmouth Ry. (formerly Coast Ry. of Nova Scotia)		160,000 00
Hereford Ry., Quebec.....		155,200 00
Harvey Branch Railway Co., N.B.....		5,553 57
Halifax and Southwestern Ry. Co.....		1,238,450 93
International Ry., Quebec.....		156,800 00
Inverness and Richmond Co. (see Inverness Ry. and Coal Co.)		
Irondale, Bancroft and Ottawa Ry.....		144,000 00
Interprovincial Bridge over Ottawa River. (see Pontiac and Pacific Junction Ry.)		
International Ry. of New Brunswick (formerly Restigouche and Western Ry. Co.).....		726,080 00
Inverness Ry. and Coal Co. (formerly Inverness and Richmond Co.)		368,545 97
James Bay Railway (see Canadian Northern Ontario Ry. Co.)		
Joggins Ry., N.S.....		37,500 00
Kingston, Napanee and Western Ry.—		
Napanee, Tamworth and Quebec Ry.....	192,944 00	
Kingston, Napanee and Western Ry.....	15,788 80	
Kingston and Pembroke Ry.....		208,732 80
Klondike Mines Ry.....		48,000 00
Kettle River Valley Ry. Co.....		197,184 00
Kootenay Central Ry.....		2,174,190 72
L'Assomption Ry., Quebec.....		1,065,856 00
Laurentian Ry. (formerly St. Lawrence, Lower Laurentian and Saguenay Ry.).....		11,200 00
Leamington and Saint-Clair Ry.....		217,600 00
Lake Erie and Detroit River Ry.....		51,200 00
Lake Erie and Northern Ry. Co.....		475,851 00
Long Sault and Lake Temiskaming Ry. (see Lake Temiskaming Colonization Ry.)		320,192 00
Lotbinière and Megantic.....		96,000 00
Lower Laurentian and Saguenay Ry. (see Laurentian Ry.)		
Lindsay, Bobcaygeon and Pontypool Ry. Co.....		185,173 06
Liverpool and Milton Ry.....		32,000 00
Lake Temiskaming Colonization Ry.—		
Long Sault and Lake Temiskaming Ry.....	17,400 00	
Lake Temiskaming Colonization Ry.....	292,935 95	
Montreal and Champlain Junction Ry.....		310,335 95
Montreal and Lake Maskinonge Ry.....		103,600 00
		41,280 00
Carried forward...		56,481,385

8 GEORGE V, A. 1918

STATEMENT showing the total amount paid to each Railway on account of
Railway Subsidies, from 1884 to March 31, 1917—*Continued.*

Railway.	—		Total Amount.	
	\$	cts.	\$	cts.
Brought forward.....			56,481,385	77
Montreal and Ottawa Ry.....			192,000	00
Montreal and Western Ry.....			361,270	00
Montreal and Sorel Ry. (see Quebec, Montreal and Southern Ry.)				
Montfort Colonization Ry.....			167,440	00
Massawippi Valley Ry. Co.....			5,376	00
Midland Ry. Co., N.S.....			399,060	40
Montreal and Province Line Ry.....			58,560	00
Manitoulin and North Shore Ry. Co. (see Algoma Eastern Ry. Co.)				
Magnetawan River Ry. Co.....			3,552	00
Middleton and Victoria Beach Ry. Co.....			125,760	00
Minudie Coal Co.....			18,544	00
Maritime Coal and Ry. Co.....			3,200	00
Nakusp and Slocan Ry.....			117,760	00
North Shore Ry. Co.....			530,000	00
Napanee, Tanworth and Quebec Ry. (see Kingston, Napanee and Western Ry.)				
Northern and Pacific Junction Ry.....			1,320,000	00
New Brunswick and Prince Edward Island Ry.....			113,440	00
Nova Scotia Central Ry. Co.....			235,200	00
New Glasgow Iron, Coal and Ry. Co.....			39,840	00
Northern Colonization Ry. Co.....			355,200	00
Northern and Western Ry. (see Canada Eastern Ry.)				
Northern New Brunswick and Seaboard Ry. Co.....			108,160	00
New Brunswick Coal and Ry. Co.....			48,000	00
Nicola, Kamloops and Similkameen Coal and Ry. Co.....			300,800	00
Napierville Junction Ry. Co.....			173,440	00
North Shore Railway Co., N.B.—				
Beersville Coal and Ry. Co.....	20,736	00		
North Shore Railway Co.....	6,880	00		
			27,616	00
Ottawa, Northern and Western Ry.—				
Gatineau Valley Ry.....			414,931	20
Ottawa and Gatineau.....	284,128	00		
Ottawa, Northern and Western Ry.....	130,803	20		
			202,926	50
Orford Mountain Ry., Quebec.....			779,712	00
Ottawa, Arnprior and Parry Sound Ry.....				
Ottawa and Gatineau Ry. (see Ottawa, Northern and Western Ry.)				
Oshawa Railway and Navigation Co.....			22,400	00
Ontario and Quebec Ry. (see West Ontario Pacific Ry.)				
Ontario, Belmont and Northern Ry. Co.....			30,720	00
Ottawa and New York Ry. Co.....			262,384	00
Pontiac and Pacific Junction Ry. Co.....			193,578	00
Pontiac and Renfrew Ry. Co.....			13,600	00
Port Arthur, Duluth and Western.....			271,200	00
Parry Sound Colonization Ry.....			152,800	00
Philipsburg Junction Ry. Quarry Co.....			23,712	00
Pembroke Southern Ry.....			64,000	00
Pontiac and Pacific and Gatineau Valley Ry.—				
Interprovincial Bridge over Ottawa River at Ottawa.....			212,500	00
Quebec and Lake St. John Ry.....			1,261,463	50
Quebec, Montreal and Southern Ry.—				
South Shore Ry.....	203,240	81		
Montreal and Sorel Ry.....	93,757	57		
Quebec, Montreal and Southern Ry.....	311,570	25		
			608,568	63
Quebec Central Ry.....			585,038	90
Quebec, Montmorency and Charlevoix Ry. Co.....			96,000	00
Quebec Bridge Co.....			374,353	33
Quebec Ry. Subsidies.....			2,394,000	00
Carried forward..			69,149,492	23

SESSIONAL PAPER No. 2

STATEMENT showing the total amount paid to each Railway on account of Railway Subsidies, from 1884 to March 31, 1917—*Concluded.*

Railway.	—	Total Amount.
	\$ cts.	\$ cts.
Brought forward		69,149,492 23
Quebec and Saguenay Ry.....		248,801 28
Restigouche and Western Ry. (see International Ry. of N.B.)		
St. Louis and Richibucto Ry.....		22,400 00
South Shore Ry. (see Quebec, Montreal and Southern Ry.)		
Southampton Ry. Co.....		81,280 00
South Norfolk Ry.....		54,400 00
St. Catharines and Niagara Central Ry.....		38,400 00
St. Clair Frontier Tunnel Co.		375,000 00
Shuswap and Okanagan Ry.....		163,200 00
St. John and Quebec Ry. Co.....		598,319 70
St. Lawrence and Adirondack Ry.....		149,481 60
St. Stephen's and Milltown Ry.		14,848 00
St. Mary River Ry. Co.		148,094 00
Schomberg and Aurora Ry. Co....		46,144 00
St. Mary and Western Ontario Ry. Co.....		67,709 00
St. Maurice Valley Ry. Co.....		173,120 00
Temiscouata Ry., N.B.		645,950 00
Temiskaming and Northern Ontario Ry. Co.....		2,134,080 00
Toronto, Grey and Bruce		14,656 00
Thousand Islands Railway Co.....		29,840 00
Tobique Valley Ry., N.B.....		134,016 00
Tilsonburg, Lake Erie and Pacific Ry.....		150,071 48
Thessalon and Northern Ry.		6,112 00
United Counties Ry., Quebec.....		188,816 00
Victoria Jubilee Bridge (see Grand Trunk Ry. Co.)		
Vancouver and Lulu Island Ry.		61,760 00
West Ontario Pacific Ry. and Ontario and Quebec Ry.		256,000 00
Waterloo Junction Ry.		32,800 00
York and Carleton Ry., N.B.....		32,896 00
Total.....		75,017,687 29

8 GEORGE V, A. 1918

STATEMENT showing Yearly Subsidy Payments made to various Railways from 1884 to March 31, 1917.

To Whom Paid.		
1884.	\$ cts.	\$ cts.
International Ry. Co.....	144,000 00	
Quebec and Lake St. John Ry.....	32,000 00	
Napanee, Tamworth and Quebec.....	32,000 00	208,000 00
1885.		
Napanee, Tamworth and Quebec.....	57,600 00	
Pontiac and Pacific Junction Ry. Co.....	49,090 00	
Caraquet Ry. Co.....	32,000 00	
Great Northern Ry. Co.....	25,088 00	
Kingston and Pembroke Ry. Co.....	48,000 00	
Quebec and Lake St. John Ry. Co.....	37,027 00	
Northern and Pacific Junction Ry. Co.....	154,440 00	403,245 00
1886.		
St. Louis and Richibucto Ry. Co.....	22,400 00	
Pontiac and Pacific Junction Ry. Co.....	41,000 00	
Esquimalt and Nanaimo Ry. Co.....	422,520 00	
Northern and Pacific Junction Ry. Co.....	1,051,590 00	
Northern and Western Ry. Co.....	128,000 00	
Quebec and Lake St. John Ry. Co.....	186,745 00	
Quebec Central Ry. Co.....	60,342 00	
Canada Atlantic Ry. Co.....	48,480 00	
Montreal and Sorel Ry. Co.....	64,972 00	
Caraquet Railway Co.....	76,800 00	
Montreal and Champlain Junction Ry. Co.....	30,000 00	
Elgin, Petibodiack and Havelock Ry. Co.....	38,400 00	
North Shore Ry. Co.....	530,000 00	2,701,249 00
1887.		
Albert Southern Ry.....	1,000 00	
Baie des Chaleurs Ry.....	250,000 00	
Buctouche and Moncton Ry.....	40,480 00	
Canada Atlantic Ry.....	44,384 00	
Caraquet Ry.....	61,200 00	
Erie and Huron Ry.....	96,000 00	
Esquimalt and Nanaimo Ry.....	327,480 00	
Great Eastern Ry.....	19,200 00	
Irondale, Bancroft and Ottawa Ry.....	15,000 00	
L'Assomption Ry.....	11,200 00	
Long Sault and Lake Temiskaming Ry.....	14,400 00	
Montreal and Sorel Ry.....	4,950 00	
New Brunswick and P. E. I. Ry.....	97,440 00	
Northern and Western Ry.....	18,200 00	
Northern and Pacific Junction Ry.....	78,370 00	
Pontiac and Pacific Junction Ry.....	60,580 00	
Quebec and Lake St. John Ry.....	202,219 00	
St. Lawrence and Lower Laurentian and Saguenay Ry.....	64,430 00	1,406,533 00
1888.		
Albert Southern Ry.....	18,428 57	
Baie des Chaleurs Ry.....	50,300 00	
Buctouche and Moncton Ry.....	20,573 57	
Caraquet Ry.....	40,050 00	
Drummond County Ry.....	15,057 00	
Dominion Line Co.....	11,840 00	
International Ry.....	8,960 00	
Joggins Ry.....	26,138 78	
Leamington and Lake St. Clair Ry.....	32,000 00	
Carried forward.....	223,347 92	4,719,027 00

SESSIONAL PAPER No. 2

STATEMENT showing the Yearly Subsidy Payments made to various Railways
from 1884 to March 31, 1917—*Continued.*

To Whom Paid.		
	\$ cts.	\$ cts.
Brought forward.....	223,347 92	4,719,027 00
1888— <i>Concluded.</i>		
Long Sault and Lake Temiskaming Ry.....	3,006 00	
Montreal and Lake Champlain Junction Ry.....	16,400 00	
New Brunswick and P. E. I. Ry.....	16,000 00	
Northern and Western Ry.....	159,400 00	
Pontiac and Pacific Ry.....	24,158 00	
Quebec and Lake St. John Railway.....	232,013 00	
St. Lawrence and Lower Laurentian Railway.....	28,383 00	
Temiscouata Railway.....	249,634 00	
Toronto, Grey and Bruce Railway.....	14,656 00	
West Ontario and Pacific.....	60,000 00	
		1,027,041 92
1889.		
Albert Southern Ry. Co.....	1,387 06	
Baie des Chaleurs Ry. Co.....	75,200 00	
Beauharnois Junction Ry. Co.....	54,650 00	
Belleville and North Hastings Ry. Co.....	21,888 00	
Brockville, Westport and Sault Ste. Marie Ry. Co.....	45,000 00	
Canada Atlantic Ry. Co.....	9,491 20	
Caraquet Railway Company.....	13,950 00	
Dominion Lime Company.....	3,520 00	
Drummond County Ry. Co.....	13,815 00	
Fredericton and St. Mary's Bridge Ry. Co.....	30,000 00	
Guelph Junction Ry. Co.....	46,000 00	
Harvey Branch Ry. Co.....	5,553 57	
Hereford Railway Company.....	63,900 00	
Lake Erie, Essex and Detroit River Ry. Co.....	106,500 00	
Lake Temiskaming Colonization Ry. Co.....	9,000 00	
Leamington and Lake St. Clair Ry. Co.....	19,200 00	
Montreal and Lake Champlain Ry. Co.....	36,700 00	
Montreal and Lake Maskinonge Ry. Co.....	19,700 00	
Northern and Western Ry. Co.....	6,300 00	
Ontario and Pacific Junction Ry. Co.....	800 00	
Quebec and Lake St. John Ry. Co.....	19,911 00	
South Norfolk Ry. Co.....	54,400 00	
St. Catharines and Niagara Ry. Co.....	26,640 00	
Temiscouata Railway Company.....	163,216 00	
		846,721 83
1890.		
Atlantic and North-Western Ry. Co.....	136,600 00	
Baie des Chaleurs Ry. Co.....	148,675 00	
Buctouche and Moncton Ry. Co.....	4,366 00	
Beauharnois Junction Ry. Co.....	4,250 00	
Brantford, Waterloo and Lake Erie Ry. Co.....	36,620 00	
Canada Atlantic Ry. Co.....	149,812 00	
Cumberland Railway and Coal Co.....	29,400 00	
Drummond County Ry. Co.....	12,428 00	
Great Northern Ry. Co.....	20,000 00	
Hereford Ry. Co.....	91,300 00	
International Ry. Co.....	3,840 00	
Joggins Ry. Co.....	9,761 22	
Lake Temiskaming Colonization Ry. Co.....	26,360 00	
Lake Erie, Essex and Detroit Ry. Co.....	11,900 00	
Montreal and Lake Champlain Junction Ry. Co.....	5,400 00	
Montreal and Sorel Railway Co.....	6,719 50	
Montreal and Lake Maskinongé Ry. Co.....	20,080 00	
Napanee, Tamworth and Quebec Ry. Co.....	95,744 00	
Carried forward.....	863,255 72	6,592,790 75

8 GEORGE V, A. 1918

STATEMENT showing the Yearly Subsidy Payments made to various Railways
from 1884 to March 31, 1917—*Continued.*

To Whom Paid.		
	\$ cts.	\$ cts.
Brought forward	863,255 72	6,592,790 75
1890— <i>Concluded.</i>		
Northern and Western Ry. Co.	100 00	
Northern and Pacific Junction Ry. Co.	35,000 00	
Nova Scotia Central Ry. Co.	219,100 00	
Pontiac and Renfrew Ry. Co.	9,800 00	
Quebec and Lake St. John Ry. Co.	38,440 00	
Quebec, Montmorency and Charlevoix Ry. Co.	65,600 00	
St. Clair Frontier Tunnel Co.	173,000 00	
Temiscouata Ry. Co.	74,300 00	
Thousand Islands Ry. Co.	10,400 00	
West Ontario and Pacific Ry. Co.	189,200 00	
		1,678,195 72
1891.		
Albert Southern Ry. Co.	10,684 37	
Atlantic and North-Western Ry. Co.	186,600 00	
Buctouche and Moncton Ry. Co.	1,600 43	
Brantford, Waterloo and Lake Erie Ry. Co.	16,190 00	
Brockville, Westport and Sault Ste. Marie Ry. Co.	47,400 00	
Canada Atlantic Railway Co.	30,188 00	
Central Railway, New Brunswick.	75,639 00	
Cumberland Railway and Coal Co.	10,450 00	
Cornwallis Valley Ry. Co.	42,670 00	
Drummond County Ry. Co.	136,000 00	
Great Eastern Ry. Co.	16,300 00	
Great Northern Ry. Co.	9,500 00	
Joggins Railway Co.	1,600 00	
Lower Laurentian Ry. Co.	32,003 00	
Montreal and Ottawa Ry. Co.	49,960 00	
Montreal and Sorel Ry. Co.	17,116 07	
Montreal and Lake Maskinonge Ry. Co.	1,500 00	
Montreal and Western Ry. Co.	76,143 00	
Napanee, Tamworth and Quebec Ry. Co.	7,600 00	
Northern and Pacific Junction Ry. Co.	600 00	
Nova Scotia Central Ry. Co.	3,300 00	
Ottawa and Gatineau Valley Ry. Co.	87,582 00	
Ontario and Quebec Ry. Co.	6,000 00	
Pontiac and Renfrew Ry. Co.	3,800 00	
Port Arthur, Duluth and Western Ry. Co.	87,000 00	
Quebec and Lake St. John Ry. Co.	70,350 00	
St. Catharines and Niagara Central Ry. Co.	11,760 00	
St. Clair Frontier Tunnel Co.	143,400 00	
Temiscouata Railway Co.	82,770 00	
		1,265,705 87
1892.		
Albert Southern Ry. Co.	18,960 00	
Atlantic and North-Western Ry. Co.	186,600 00	
Brockville, Westport and Sault Ste. Marie Ry. Co.	12,800 00	
Central Railway, New Brunswick.	83,612 54	
Chatham Branch Ry.	24,439 84	
Columbia and Kootenay Ry.	88,800 00	
Cornwallis Valley Ry. Co.	2,130 00	
Drummond County Railway Co.	5,105 00	
Elgin, Petitoctiac and Havelock Ry. Co.	44,252 82	
Great Eastern Ry. Co.	4,845 00	
Great Northern Ry. Co.	24,100 00	
Montreal and Western Ry. Co.	32,253 00	
Nova Scotia Central Ry. Co.	8,300 00	
Carried forward	536,198 20	9,536,602 34

SESSIONAL PAPER No. 2

STATEMENT showing the Yearly Subsidy Payments made to various Railways
from 1884, to March 31, 1917—Continued.

To Whom Paid.		
	\$ cts.	\$ cts.
Brought forward.....	536,198 20	9,536,692 34
1892—Concluded.		
Ottawa and Gatineau Valley Ry. Co.....	38,790 00	
Orford Mountain Ry. Co.....	32,000 00	
Parry Sound Colonization Ry. Co.....	30,400 00	
Port Arthur, Duluth and Western Ry. Co.....	70,075 00	
Quebec and Lake St. John Ry. Co.....	26,222 73	
Shuswap and Okanagan Ry. Co.....	162,260 00	
St. Clair Frontier Tunnel Co.....	58,600 00	
St. Lawrence and Adirondack Ry. Co.....	40,256 00	
St. Lawrence, Lower Laurentian and Saguenay Ry. Co.....	92,784 00	
Temiscouata Ry. Co.....	54,830 00	
Tobique Valley Ry. Co.....	73,000 00	
Waterloo Junction Ry. Co.....	32,800 00	
		1,248,215 93
1893.		
Atlantic and North-Western Ry. Co.....	186,600 00	
Drummond County Ry.....	13,435 00	
Irondale, Bancroft and Ottawa Railway.....	17,000 00	
Kingston, Napanee and Western.....	1,856 00	
Montreal and Western Ry.....	133,388 00	
Montreal and Champlain Junction Ry.....	15,100 00	
New Glasgow Iron, Coal and Railway Co.....	32,945 84	
Ottawa and Gatineau Valley Ry.....	104,380 00	
Parry Sound Colonization Ry.....	28,820 00	
Port Arthur, Duluth and Western Ry.....	114,125 00	
Quebec and Lake St. John.....	76,471 77	
St. Lawrence and Adirondack Ry.....	24,448 00	
Temiscouata Ry.....	21,150 00	
Tobique Valley Ry.....	41,674 46	
		811,394 07
1894.		
Atlantic and North-Western Ry.....	186,600 00	
Baie des Chaleurs Ry.....	95,825 00	
Buctouche and Moncton Ry.....	34,580 00	
Irondale, Bancroft and Ottawa Ry.....	32,000 00	
Kingston, Napanee and Western Ry.....	13,932 80	
Lake Erie and Detroit Ry.....	220,331 00	
Lotbinière and Megantic Ry.....	35,200 00	
Montreal and Ottawa Ry.....	23,640 00	
Montreal and Western Ry.....	119,486 00	
Montfort Colonization Ry.....	32,000 00	
New Glasgow Iron, Coal and Ry. Co.....	5,454 16	
Ottawa, Arnprior and Parry Sound Ry.....	101,120 00	
Ottawa and Gatineau Valley Ry.....	55,376 00	
Orford Mountain Ry.....	52,800 00	
Philipsburg Junction Railway and Quarry Co.....	18,688 00	
Quebec and Lake St. John Railway Co.....	81,600 00	
Shuswap and Okanagan Railway Company.....	640 00	
St. Lawrence and Adirondack Railway Company.....	297 60	
Thousand Islands Railway Company.....	14,000 00	
Tobique Valley Railway Company.....	19,341 54	
United Counties Railway Company.....	88,973 00	
		1,229,885 10
Carried forward.....		12,826,187 44

8 GEORGE V, A. 1918

STATEMENT showing the Yearly Subsidy Payments made to various Railways
from 1884 to March 31 1917—Continued.

To Whom Paid.		
	\$ cts.	\$ cts.
Brought forward		12,826,187 44
1895.		
Atlantic and North-Western Railway.....	186,600 00	
Canada Eastern Railway.....	30,400 00	
Canadian Pacific Railway.....	28,000 00	
Drummond County Railway.....	92,096 00	
Dominion Coal Company Railway.....	32,000 00	
Irondale, Bancroft and Ottawa Railway.....	32,000 00	
Grand Trunk, Georgian Bay and Lake Erie Railway.....	39,744 00	
Great Northern Railway.....	32,000 00	
Lake Temiskaming Colonization Railway.....	233,198 95	
Lotbinière and Megantic Railway.....	38,400 00	
Montford Colonization Railway.....	35,200 00	
Nakusp and Slocan Railway	117,760 00	
Ottawa, Arnprior and Parry Sound Railway.....	249,280 00	
Parry Sound Colonization Railway.....	68,780 00	
Philipsburg Junction Railway and Quarry Company.....	2,912 00	
Quebec, Montmorency and Charlevoix Railway.....	30,400 00	
Shuswap and Okanagan Railway.....	300 00	
United Counties Railway.....	42,728 15	
Pontiac and Pacific Junction Railway.....	18,750 00	
		1,310,549 10
1896.		
Atlantic and North-Western Railway.....	186,600 00	
Beaubarnois Junction Railway.....	3,500 00	
Dominion Coal Company.....	55,808 00	
Great Northern Railway.....	32,000 00	
Lake Temiskaming Colonization Railway	17,900 75	
New Glasgow Iron, Coal and Railway Company.....	1,440 00	
Oshawa Railway and Navigation Company.....	22,400 00	
Ottawa, Arnprior and Parry Sound Railway.....	80,000 00	
Parry Sound Colonization Railway.....	24,800 00	
Quebec Central Railway	288,000 00	
Quebec Lake St. John Railway.....	3,744 00	
St. Stephen and Milltown Railway.....	9,635 89	
Tilsonburg, Lake Erie and Pacific Railway	51,200 00	
Toronto, Hamilton and Buffalo Railway.....	4,790 00	
United Counties Railway.....	52,926 85	
		834,745 49
1897.		
Atlantic and North-Western Railway.....	186,600 00	
Canadian Pacific Railway.....	52,000 00	
Cap de la Madeleine Railway.....	7,424 00	
Gulf Shore Railway.....	28,635 05	
Irondale, Bancroft and Ottawa Railway.....	48,000 00	
Lake Temiskaming Railway.....	6,476 25	
Lotbinière and Megantic Railway.....	22,400 00	
Montreal and Ottawa Railway.....	32,000 00	
Ontario, Belnont and Northern Railway.....	30,720 00	
United Counties Railway.....	2,700 00	
		416,955 30
1898.		
Atlantic and North-Western Railway.....	186,600 00	
Coast Railway of Nova Scotia	90,400 00	
Gulf Shore Railway.....	25,064 15	
Carried forward.....	302,064 15	15,388,437 33

SESSIONAL PAPER No. 2

STATEMENT showing the Yearly Subsidy Payments made to various Railway from 1884 to March 31, 1917—*Continued.*

To Whom Paid.		
	\$ cts.	\$ cts.
Brought forward.....	302,064 15	15,388,437 33
1898.		
Ottawa, Arnprior and Parry Sound Railway.....	327,232 00	
St. Lawrence Adirondack Railway	84,480 00	
Crow's Nest Pass Railway.....	453,750 00	
Montreal and Ottawa Railway.....	40,000 00	
Ottawa and New York Railway.....	33,600 00	
St. Stephen and Milltown Railway.....	5,212 11	
Montford Colonization Railway.....	35,840 00	
United Counties Railway.....	1,488 00	
Grand Trunk Railway.....	131,268 52	
		1,414,934 78
1899.		
Atlantic and North-Western Railway.....	186,600 00	
Nova Scotia Central Railway.....	4,500 00	
Central Railway of New Brunswick.....	66,761 00	
Crow's Nest Pass Railway.....	2,322,500 00	
Great Northern Railway Company.....	32,000 00	
Montreal and Ottawa Railway.....	46,400 00	
Ottawa and New York Railway.....	138,784 00	
Drummond County Railway.....	136,000 00	
Victoria Bridge.....	68,331 05	
Montford Colonization Railway.....	64,400 00	
Restigouche and Western Railway.....	32,000 00	
Tilsonburg, Lake Erie and Pacific Railway.....	10,912 00	
Ottawa, Arnprior and Parry Sound Railway.....	22,080 00	
East Richelieu Valley Railway.....	69,952 00	
		3,201,220 05
1900.		
Atlantic and North-Western Railways.....	186,600 00	
Canada Eastern Railway.....	8,000 00	
Crow's Nest Pass Railway.....	340,000 00	
Grand Trunk Railway.....	72,028 68	
Pembroke Southern Railway.....	64,000 00	
Philipsburg Railway and Quarry Company.....	2,112 00	
Restigouche and Western Railway.....	14,930 00	
South Shore Railway.....	30,890 19	
Tilsonburg, Lake Erie Pacific Railway.....	7,159 48	
		725,720 35
1901.		
Atlantic and North-Western Railway.....	186,600 00	
Massawippi Valley Railway.....	5,376 00	
Great Northern Railway.....	345,323 11	
South Shore Railway.....	88,400 00	
Inverness and Richmond Railway.....	132,800 00	
Canadian and Northern Railway.....	537,600 00	
Grand Trunk Railway.....	228,371 75	
Central Ontario Railway.....	67,200 00	
Midland Railway.....	170,264 00	
Canadian Pacific Railway.....	92,800 00	
Ottawa and New York Railway.....	90,000 00	
Quebec Bridge.....	74,570 00	
St. Mary's River Railway.....	75,000 00	
Crow's Nest Pass Railway.....	205,524 00	
Pontiac, and Pacific Junction and Gatineau Valley Railway.....	212,500 00	
		2,512,328 86
Carried forward.....		23,242,641 37

8 GEORGE V, A. 1918

STATEMENT showing the Yearly Subsidy Payments made to various Railways from 1884 to March 31, 1917—*Continued.*

To Whom Paid.		
	\$ cts.	\$ cts.
Brought forward.....		23,242,641 37
1902.		
Algoma Central and Hudson's Bay Ry.....	380,624 00	
Atlantic and Lake Superior Ry.....	14,860 00	
Atlantic and North-Western Ry.....	186,600 00	
Canadian Northern Ry.....	939,891 00	
Canadian Pacific Ry.....	67,200 00	
Crow's Nest Pass Ry.....	22,946 00	
Inverness and Richmond Ry.....	86,800 00	
Lake Erie and Detroit River Ry.....	137,120 00	
Montreal and Province Line Ry.....	58,560 00	
Ottawa, Northern and Western Ry.....	8,192 00	
Quebec Bridge.....	167,430 00	
Thousand Islands Ry.....	5,440 00	
York and Carleton Ry.....	18,336 00	
1903.		2,093,939 00
Atlantic and North-Western Ry.....	186,600 00	
Quebec Bridge.....	132,353 33	
Crow's Nest Pass Ry.....	60,000 00	
Cape Breton Ry. Extension.....	65,280 00	
Canadian Pacific Ry.—West Selkirk Branch.....	83,200 00	
" Dymont Branch.....	22,336 00	
" Kootenay and Arrowhead.....	42,771 00	
" Waskada Branch.....	50,480 00	
Great Northern Ry.....	37,777 20	
Inverness and Richmond Ry.....	91,775 53	
Algoma Central and Hudson's Bay Ry.....	202,912 00	
Atlantic and Lake Superior Ry.....	52,353 98	
Manitoulin and North Shore Ry.....	32,000 00	
Bay of Quinte Ry.....	19,200 00	
Canadian Northern Ry.....	57,485 00	
Bruce Mines and Algoma Ry.....	28,800 00	
Halifax and Yarmouth Ry.....	60,000 00	
Midland Ry.....	190,186 30	
Magnetewan River Ry.....	3,552 00	
Tilsonburg, Lake Erie and Pacific Ry.....	44,160 00	
1904.		1,463,222 34
Atlantic and Lake Superior Ry.....	37,000 00	
Atlantic and North-Western Ry.....	186,600 00	
Bay of Quinte Ry.....	49,920 00	
Canadian Northern Ry.....	374,156 00	
Canadian Pacific Ry.....	409,986 85	
Cape Breton Ry.....	117,120 00	
Châteauguay and Northern Ry.....	191,595 00	
Halifax and South Western Ry.....	185,422 00	
Halifax and Yarmouth Ry.....	9,600 00	
Inverness Railway and Coal Company.....	57,170 44	
Midland Ry.....	1,750 00	
New Brunswick Coal and Railway Company.....	48,000 00	
Northern Colonization Ry.....	58,384 00	
Ottawa, Northern and Western Ry.....	96,672 00	
Pontiac and Pacific Junction Ry.....	21,696 00	
Restigouche and Western Ry.....	30,208 00	
St. Mary's River Ry.....	40,960 00	
Schomberg and Aurora Ry.....	46,144 00	
South Shore Ry.....	80,494 16	
Tilsonburg, Lake Erie and Pacific Ry.....	4,000 00	
Carried forward.....		2,046,878 45
		28,846,681 16

SESSIONAL PAPER No. 2

STATEMENT showing the Yearly Subsidy Payments made to various Railways
from 1884 to March 31, 1917—Continued.

To Whom Paid.		
	\$	cts.
Brought forward.....		28,846,681 16
1905.		
Atlantic and North-Western Ry. Co.....	186,600	00
Atlantic and Lake Superior Ry. Co.....	42,336	86
Algoma Central and Hudson's Bay Ry. Co.	341,440	00
Bruce Mines and Algoma Ry. Co.....	25,120	00
Beersville Coal and Ry. Co.	20,736	00
Canadian Pacific Ry.—Pheasant Hills Branch.....	56,576	00
Halifax and South-Western Ry. Co.....	291,842	00
Kootenay and Arrowhead Ry. Co.....	4,176	15
Lindsay, Bobcaygeon and Pontypool Ry. Co.....	185,173	06
Middleton and Victoria Beach Ry. Co.....	47,789	00
Orford Mountain Ry. Co.....	38,250	00
South Shore Ry.—Canadian Bridge Co.	3,456	46
St. Mary's River Ry. Co.....	32,134	00
		1,275,629 53
1906.		
Atlantic and North-Western Ry. Co.....	186,600	00
Northern Colonization Ry. Co.....	75,376	00
Kootenay and Arrowhead Ry. Co.....	89,076	00
Orford Mountain Ry. Co.....	45,764	50
Restigouche and Western Ry. Co.....	50,070	07
Quebec and Lake St. John Ry. Co.....	86,016	00
Middleton and Victoria Beach Ry. Co.....	50,303	80
James Bay Ry. Co.....	651,264	00
Halifax and South-Western Ry. Co.....	176,512	00
Nicola, Kamloops, Similkameen Coal and Ry. Co.....	110,592	00
Chateauguay and Northern Ry. Co.....	116,000	00
		1,637,574 37
1907.		
Atlantic and North-Western Ry. Co.....	186,600	00
Klondyke Mines Ry. Co.....	96,000	00
Canadian Pacific Ry. Co. (Staynerville Branch).....	9,600	00
Bay of Quinte Ry. Co.....	72,602	45
Brockville, Westport and Sault Ste. Marie Ry. Co.	35,600	00
Midland Ry. Co.....	4,967	70
International Ry. Co. of New Brunswick.....	51,200	00
Quebec and Lake St. John Ry. Co.....	67,712	00
Middleton and Victoria Beach Ry. Co.....	27,667	20
James Bay Ry. Co.....	420,608	00
Halifax and South-Western Ry. Co.....	268,107	20
Châteauguay and Northern Ry. Co.....	84,224	75
		1,324,889 30
1908.		
Canadian Northern Quebec Ry. Co.....	256,870	40
Canadian Northern Ontario Ry. Co.....	244,224	00
Ottawa Northern and Western Ry. Co.....	4,243	20
Central Ontario Railway Co.....	76,861	36
Kettle River Valley Ry. Co.....	97,771	52
Colchester Coal and Ry. Co.....	12,800	00
Minudie Coal Co., Limited.....	18,544	00
Napierville Junction Ry. Co.....	173,440	00
Atlantic, Quebec and Western Ry. Co.....	64,000	00
York and Carleton Ry. Co.....	14,560	00
Carried forward.....	963,314	48
		33,084,774 36

8 GEORGE V, A. 1918

STATEMENT showing the Yearly Subsidy Payments made to various Railways
from 1884 to March 31, 1917—*Continued.*

To Whom Paid.		
	\$ cts.	\$ cts.
Brought forward.....	963,314 48	33,084,774 36
1908— <i>Concluded.</i>		
Nicola, Kamloops and Similkameen Coal and Ry. Co.....	190,208 00	
Quebec Central Ry. Co.....	55,638 69	
Orford Mountain Ry. Co.	24,128 00	
Edmonton, Yukon and Pacific Ry. Co.....	91,200 00	
Halifax and South-Western Ry. Co.....	316,567 73	
Quebec and Lake St. John Ry. Co.....	73,472 00	
Midland Ry. Co.....	31,892 40	
Canadian Pacific Ry. Co.....	3,424 00	
Klondyke Mines Ry. Co.....	101,184 00	
Atlantic and North-Western Ry. Co.....	186,600 00	
Quebec Railway Subsidies.....	2,394,000 00	
		4,431,629 30
1909.		
Canadian Northern Quebec Ry. Co.....	55,449 60	
Canadian Northern Ontario Ry. Co.....	556,864 00	
International Ry. Co. of New Brunswick.....	189,849 60	
Central Ontario Ry. Co.....	35,404 64	
St. Maurice Valley Ry. Co.....	112,640 00	
Maritime Coal, Railway and Power Co.....	3,200 00	
St. Mary's and Western Ontario Ry. Co.....	67,344 00	
North Shore Ry. Co.....	6,880 00	
Atlantic, Quebec and Western Ry. Co.....	92,672 00	
Northern Colonization Ry. Co.....	68,320 00	
Grand Trunk Pacific Ry. Co.....	367,249 00	
Quebec, Montreal and Southern Ry. Co.....	43,414 55	
Atlantic and North-Western Ry. Co.....	186,600 00	
		1,785,887 39
1910.		
Canadian Northern Quebec Ry. Co.....	164,172 29	
Grand Trunk Pacific Ry. Co.....	550,551 96	
Canadian Pacific Ry. Co.....	334,160 00	
International Ry. Co. of New Brunswick.....	187,494 40	
Atlantic Quebec and Western Ry. Co.....	208,896 00	
Cape Breton Ry. Co.....	14,400 00	
Northern Colonization Ry. Co.....	153,120 00	
Northern Northern Ontario Ry. Co.....	250,982 40	
Quebec, Montreal and Southern Ry. Co.....	184,320 00	
		2,048,097 05
1911.		
Atlantic, Quebec and Western Ry. Co.....	31,334 40	
International Ry. Co. of New Brunswick.....	169,536 00	
Central Ontario Ry. Co.....	24,601 32	
Quebec Central Ry. Co.....	129,320 61	
Liverpool and Milton Ry. Co., Ltd.....	32,000 00	
Manitoulin and North Shore Ry. Co.....	68,638 72	
Grand Trunk Pacific Ry. Co.....	302,679 04	
Quebec, Montreal and Southern Ry. Co.....	60,000 00	
Canada and Gulf Terminal Ry. Co.....	144,803 84	
St. Maurice Valley Ry. Co.....	60,480 00	
Canadian Northern Quebec Ry. Co.....	144,608 51	
Canadian Northern Ontario Ry. Co.....	116,889 60	
		1,284,892 04
Carried forward		42,635,280 14

SESSIONAL PAPER No. 2

STATEMENT showing the Yearly Subsidy Payments made to various Railways
from 1884 to March 31, 1917—*Continued.*

To Whom Paid.		
	\$ cts.	\$ cts.
Brought forward.....		42,635,280 14
1912.		
The Central Ontario Ry. Co.....	826 17	
The St. Mary's and Western Ontario Ry. Co.....	365 00	
The Quebec, Montreal and Southern Ry. Co.....	23,835 70	
The Canada and Gulf Terminal Ry. Co.....	65,249 75	
The Quebec and Lake St. John Ry. Co.....	27,520 00	
The Canadian Pacific Ry. Co.....	108,608 00	
The Atlantic, Quebec and Western Ry. Co.....	91,279 60	
The Algoma Central and Hudson Bay Ry. Co.....	133,584 00	
The Canadian Northern Quebec Ry. Co.....	86,468 03	
The Thessalon and Northern Ry. Co.....	6,112 00	
The Kettle River Valley Ry. Co.....	148,800 00	
The Quebec and Saguenay Ry. Co.....	104,992 00	
The Vancouver and Lulu Island Ry. Co.....	61,760 00	
		859,400 25
1913.		
The Canadian Pacific Ry. Co.....	85,546 43	
The Quebec and Saguenay Ry. Co.....	27,641 60	
The Ha Ha Bay Ry. Co.....	148,148 20	
The Northern New Brunswick and Seaboard Ry. Co.....	86,528 00	
The Canadian Northern Pacific Ry. Co.....	2,703,378 00	
The Algoma Eastern Ry. Co.....	254,089 40	
The Orford Mountain Ry. Co.....	9,984 00	
The Algoma Central and Hudson Bay Ry. Co.....	394,859 44	
The Quebec Central Ry. Co.....	8,576 00	
The Atlantic, Quebec and Western Ry. Co.....	414,618 00	
The Esquimalt and Nanaimo Ry. Co.....	363,440 00	
The Southampton Ry. Co.....	48,442 88	
The Kettle River Valley Ry. Co.....	107,138 40	
The Fredericton and Grand Lake Coal and Ry. Co.....	104,996 04	
The St. John and Quebec Ry. Co.....	174,120 96	
		4,935,507 35
1914.		
The Algoma Eastern Ry. Co.....	179,897 01	
The Canadian Northern Pacific Ry. Co.....	2,520,281 00	
The Canadian Northern Alberta Ry. Co.....	2,832,024 00	
The Canadian Northern Ontario Ry. Co.....	8,948,809 47	
The Northern New Brunswick and Seaboard Ry. Co.....	21,632 00	
The Algoma Central and Hudson Bay Ry. Co.....	456,304 00	
The St. John and Quebec Ry. Co.....	364,617 42	
The Central Railway Co. of Canada.....	30,145 02	
The Temiskaming and Northern Ontario Ry. Co.....	2,134,080 00	
The Southampton Railway Co.....	32,837 12	
The Lake Erie and Northern Ry. Co.....	135,129 60	
The Quebec and Saguenay Ry. Co.....	116,167 68	
The Ha Ha Bay Ry. Co.....	66,919 28	
The Canadian Pacific Ry. Co.....	344,682 27	
The Alberta Central Railway Co.....	119,712 00	
The Kettle River Valley Ry. Co.....	699,889 60	
The Central Ontario Ry. Co.....	969 30	
The Tilsonburg, Lake Erie and Pacific Ry. Co.....	32,640 00	
		19,036,236 77
Carried forward.....		67,466,424 51

8 GEORGE V, A. 1918

STATEMENT showing the Yearly Subsidy Payments made to various Railways
from 1884 to March 31, 1917—*Concluded.*

To Whom Paid.		
	\$ cts.	\$ cts.
Brought forward.....		67,466,424 51
1915.		
The Fredericton and Grand Lake Coal and Railway Company.....	111,579 96	
The Canadian Northern Ontario Railway Company	2,343,335 80	
The Atlantic and Lake Superior Railway Company.....	18,449 17	
The St. John and Quebec Railway Company.....	59,581 32	
The Ha Ha Bay Railway Company	16,158 72	
The Algoma Central and Hudson Bay Railway Company.....	138,980 56	
The Esquimalt and Nanaimo Railway Company	405,120 00	
The Kootenay Central Railway Company	1,065,856 00	
The Canadian Northern Pacific Railway Company.....	178,077 80	
The Canadian Northern Alberta Railway Company.....	262,080 00	
The Algoma Eastern Railway Company.....	13,022 87	
The Alberta Central Railway Company	209,768 00	
The Kettle River Valley Railway Company.....	369,497 28	
		5,191,507 48
1916.		
Quebec Central Railway.....	43,161 60	
International Railway of New Brunswick.....	791 93	
Canadian Northern Ontario Railway	495,604 83	
The Kettle Valley Railway	460,691 49	
Canadian Pacific Railway.....	80,032 00	
The Alberta Central Railway.....	75,000 00	
The Canadian Northern Pacific Railway	244,889 57	
		1,400,171 42
1917.		
Canadian Northern Ontario Railway.....	358,180 41	
Edmonton, Dunvegan and British Columbia Railway.....	125,202 84	
Ha Ha Bay Railway.....	235 80	
Kettle Valley Railway	290,902 43	
Lake Erie and Northern Ontario Railway.....	185,062 40	
		959,583 88
		75,017,687 29

PART II

REVENUE STATEMENT

8 GEORGE V, A. 1918

COMPARATIVE Statement of Consolidated Fund. Revenue for Fiscal Years
1915-16 and 1916-17.

	1915-1916.		1916-1917.					
	\$	cts.	\$	cts.	\$	cts.	\$	cts.
<i>Customs—</i>								
Ontario.....	47,133,091	51			63,614,393	85		
Quebec.....	27,404,935	47			38,331,416	77		
Nova Scotia.....	3,542,055	37			4,314,802	20		
New Brunswick.....	3,226,399	02			3,552,262	02		
Prince Edward Island.....	152,064	19			142,394	82		
Manitoba.....	6,849,079	40			9,891,855	22		
Alberta.....	1,918,550	84			2,535,006	09		
Saskatchewan.....	1,619,180	88			2,833,014	14		
British Columbia.....	6,610,110	09			8,667,200	19		
Yukon.....	182,743	51			152,623	39		
British P. O. Parcels.....	11,199	20			8,224	91		
North West Territory.....					648	54		
			98,649,409	48			134,043,842	14
Chinese Immigration.....			31,713	75			86,924	50
<i>Excise—</i>								
Ontario.....	5,986,974	62			5,511,487	87		
Quebec.....	13,391,269	73			15,654,124	93		
Nova Scotia.....	184,043	49			158,946	61		
New Brunswick.....	229,973	52			323,236	76		
Prince Edward Island.....	24,420	49			24,734	32		
Manitoba.....	1,014,324	32			1,006,926	29		
Alberta.....	541,389	85			233,898	39		
Saskatchewan.....	311,192	69			391,655	03		
British Columbia.....	624,776	52			915,092	07		
Yukon.....	8,280	00			8,537	51		
	22,316,645	23			24,228,639	78		
Methylated spirits.....	111,846	35			183,708	28		
			22,428,491	58			24,412,348	06
<i>Post Office—</i>								
Balance due by postmasters.....	27,161	61			27,161	61		
Postage stamps, postcards, etc....	20,617,454	48			22,610,615	97		
Postage paid in cash on newspapers	253,558	03			269,198	86		
Postage paid in cash on 3rd class								
matter.....	422,763	79			491,732	48		
Rent on boxes and drawers.....	189,503	75			195,541	82		
Commission on Money orders.....	634,286	99			739,414	85		
" Postal notes.....	122,908	37			131,757	25		
Profit in exchange on Money Or-								
der business.....					21,071	48		
Profit in exchange on British								
Postal Order business.....	537	01			398	42		
Commission on United Kingdom								
Postal Order business.....	912	29			713	61		
Transit charges on correspond-								
ence from other countries.....	135,326	62			505,228	89		
Postage on parcels from other								
countries.....	160,261	83			74,988	49		
Void Money Orders.....	37,757	48			46,584	25		
Collections for rural mail boxes..	130,855	24			63,214	50		
Miscellaneous.....	6,411	37			9,444	33		
Revenue for the Fiscal Year 1914-								
15, credited 1915-16.....	280	17						
	22,739,979	03			25,187,066	81		
<i>Deductions—</i>								
Salaries, allowances, etc.....	3,553,737	70			3,783,702	97		
Discounts to stamp vendors and								
postmasters and compensation								
to messengers for special de-								
livery letters.....	150,181	77			161,293	07		
Carried forward.....	3,703,919	47	121,046	187 31	3,944,996	04	158,543,114	70

SESSIONAL PAPER No. 2

COMPARATIVE Statement of Consolidated Fund. Revenue for Fiscal Years
1915-16 and 1916-17—*Continued.*

	1915-16.		1916-17.	
	\$	cts.	\$	cts.
Brought forward.....	3,703,919	47	121,046,187	31
<i>Post Office—Concluded.</i>				
Losses by fire, burglary, etc.....	4,468	19		
Balance of commission paid to other countries on Money Order business.....	26,423	44		
Transit charges on correspondence to other countries.....	15,678	19		
Postage on parcels to other countries.....	103,238	01		
Balance due by postmasters.....	27,161	61		
Loss in exchange on Money Order business with other countries..	400	02		
	3,881,288	93		
Total, Post Office.....			18,858,690	10
<i>Public Works—</i>				
Graving docks.....	63,464	34		
Slides and booms.....	108,227	41		
Telegraph.....	181,227	04		
			352,918	79
<i>Minor Public Works—</i>				
Ferries.....	1,039	00		
Wharves and piers.....	56,261	40		
Harbours.....	1,568	10		
			58,868	50
<i>Railways—</i>				
<i>Intercolonial—</i>				
Passenger traffic.....	4,010,879	58		
Freight traffic.....	9,200,339	21		
Mail and express.....	781,452	30		
Miscellaneous.....	76,120	32		
	14,068,791	41		
<i>Prince Edward Island—</i>				
Passenger traffic.....	174,454	52		
Freight traffic.....	181,518	96		
Mail and express.....	21,937	03		
Miscellaneous.....	13,016	31		
	390,926	82		
<i>National Transcontinental Railway—</i>				
Passenger traffic.....	473,109	61		
Freight traffic.....	3,776,275	90		
Mail and express.....	38,797	63		
Miscellaneous.....	82,466	39		
	4,370,649	53		
LESS, Income Account — Hire of equipment.....	612,262	14		
	3,758,387	39		
Carried forward.....	18,218,105	62	140,316,664	70

SESSIONAL PAPER No. 2

COMPARATIVE Statement of Consolidated Fund. Revenue for Fiscal Years
1915-16 and 1916-17—*Continued.*

	1915-16.		1916-17.	
	\$	cts.	\$	cts.
Brought forward.....	159,191,295	56	203,886,339	63
<i>Interest on Investments—</i>				
Loans to Banks, Finance Act, 1914.....	62,722	49	105,458	12
Interest on Sinking Funds.....	398,787	91	326,344	94
Interest on Montreal Harbour debentures.....	755,528	06	816,952	09
St. John's Bridge and Railway extension.....	34,712	00		
Grand Trunk Pacific Railway....	1,304,443	84	992,800	00
Canadian Northern Railway....	516,301	39	541,408	91
Interest on Province of Quebec debt account.....	58,944	38	58,944	38
Interest on Current Account with Bank of Montreal, London....	4,109	96	611	38
Bank of Montreal, New York—Interest on Current Account.....			174,260	39
Montreal Turnpike Trust Co.....	5,000	00	5,000	00
Interest on Quebec Harbour Debentures.....	217,660	10		
Loans to Banks "On Call".....	3,358,210	13	72,232	12
<i>Patents—</i>				
Patents.....	186,969	87	211,345	60
Assignments.....	8,462	64	8,402	92
Notices.....	2,053	30	1,662	15
Caveats.....	2,209	90	2,015	00
Certified copies.....	2,625	15	3,128	97
Subscriptions to Record.....	718	58	327	49
Sundries.....	241	96	211	96
	203,281	40	227,094	09
Less—Refunds.....	3,347	81	3,777	39
	199,933	59	223,316	70
<i>Trademarks—</i>				
Trademarks.....	32,510	94	31,464	62
Copyrights.....	1,674	97	1,578	89
Designs.....	1,240	50	1,569	30
Assignments.....	493	40	674	00
Certified copies.....	268	15	420	25
Timber marks.....	78	50	122	15
	36,266	46	35,829	21
Less—Refunds.....	6,008	10	7,186	40
	30,258	36	28,642	81
Total Patent Fees.....	230,191	95	251,959	51
<i>Casual Revenue—</i>				
Agriculture.....	76,120	54	92,535	46
Archives.....			97	97
Customs.....	1,515	88	1,809	10
External Affairs.....	8,062	50	19,463	45
Finance.....	231,424	61	821,152	47
House of Commons.....	8,801	70	8,824	99
Indian Affairs.....	50,803	16	77,153	07
Inland Revenue.....	9,273	62	9,111	52
Interior.....	28,881	09	16,179	08
Justice.....	2,716	84	8,041	30
Labour.....	1,128	18	1,006	80
Marine and Fisheries.....	284,565	33	377,986	20
Militia and Defence.....	41,318	57	11,949	33
Mines.....	1,824	62	1,995	36
Carried forward.....	746,436	64	1,447,306	10
	162,779,697	64	207,232,311	47

8 GEORGE V, A. 1918

COMPARATIVE Statement of Consolidated Fund. Revenue for Fiscal Years
1915-16 and 1916-17—Continued.

	1915-16.		1916-17.	
	\$	cts.	\$	cts.
Brought forward.....	746,436	64	1,447,306	10
<i>Casual Revenue—Concluded.</i>				
Naval Service.....	66,024	35	46,842	10
Post Office.....		5 37		0 01
Printing and Stationery.....	50,809	10	137,279	54
Public Works.....	155,068	55	139,809	97
Railways and Canals.....	170,924	20	274,116	81
R. N. W. Mounted Police.....		625 39		301 03
Secretary of State.....	111,412	55	119,825	45
Senate.....	5,147	85	5,352	35
Trade and Commerce.....	21,670	09	2,003	15
		1,328,124		09
<i>Ordnance Lands.....</i>		5,977		02
<i>Fines and Forfeitures.....</i>		81,691		33
<i>Premium, Discount and Exchange.....</i>		233,717		87
<i>Mariner's Fund—</i>				
Quebec.....	22,776	18	26,256	15
Nova Scotia.....	21,338	97	20,402	17
New Brunswick.....	13,903	79	15,264	16
Prince Edward Island.....		527 79		242 03
British Columbia.....	14,117	07	17,489	94
	72,663	80	79,654	45
LESS—Refunds.....	118	15	2,660	71
		72,545		65
<i>Electric Light—</i>				
Inspection Fees.....	70,051	75	71,115	60
Export Licenses, Electric Power.....		400 00		250 00
		70,451		75
<i>Steamboat Inspection—</i>				
Steamboat Inspection.....	3,677	12	2,617	68
Engineer's Certificates.....	1,415	00	1,419	00
		5,092		12
<i>Gas Inspection—</i>				
Ontario.....	30,034	15	31,523	05
Quebec.....	8,637	45	14,337	90
New Brunswick.....		614 90		645 60
Nova Scotia.....	560	75	513	60
Prince Edward Island.....		75 10		39 50
Manitoba.....	2,567	45	2,780	55
Alberta.....	1,178	85	997	90
British Columbia.....	2,363	15	3,229	25
		46,031		80
<i>Weights and Measures—</i>				
Ontario.....	46,672	15	51,071	50
Quebec.....	28,502	45	27,545	70
New Brunswick.....	2,319	15	3,492	40
Nova Scotia.....	2,908	65	3,294	90
Prince Edward Island.....		343 30		621 30
Manitoba.....	9,640	55	12,229	05
Saskatchewan.....	11,389	40	19,865	40
Alberta.....	5,770	30	8,507	25
British Columbia.....	3,228	75	3,521	50
Yukon.....		82 55		46 85
		110,857		25
LESS—Refunds.....			130,195	85
				11 90
<i>Culling Timber.....</i>		1,737		07
<i>Law Stamps—</i>				
Exchequer Court.....	6,180	75	5,205	00
Supreme Court.....	2,804	00	2,436	85
Territorial Court.....	2,535	40	2,268	25
		11,520		15
Carried forward.....		164,747,443		74
				210,397,820
				59

SESSIONAL PAPER No. 2

COMPARATIVE Statement of Consolidated Fund. Revenue for Fiscal Years
1915-16 and 1916-17—*Continued.*

	1915-16.		1916-17.	
	\$	cts.	\$	cts.
Brought forward.....			164,747,443	74
<i>Penitentiaries—</i>				
Kingston.....	11,341	68	17,349	27
St. Vincent de Paul.....	6,985	13	8,218	08
Dorchester.....	8,706	63	9,511	81
Manitoba.....	5,243	72	7,187	41
British Columbia.....	3,602	40	4,830	52
Alberta.....	3,713	06	5,809	01
Saskatchewan.....	3,572	20	7,284	53
			43,164	82
<i>Insurance Inspection.....</i>			52,951	27
<i>Fisheries—</i>				
Ontario.....	2,600	65	808	70
Quebec.....	7,006	89	6,981	14
Nova Scotia.....	6,969	18	7,176	70
New Brunswick.....	15,097	80	15,137	19
Prince Edward Island.....	3,165	35	3,597	18
Manitoba.....	5,926	00	8,252	27
Alberta.....	5,237	85	5,970	40
Saskatchewan.....	3,195	00	3,103	25
British Columbia.....	46,862	54	47,327	84
Yukon.....	315	00	275	00
			96,376	26
<i>Modus Vivendi.....</i>			9,912	00
<i>Canada Gazette.....</i>			29,863	38
<i>Superannuation.....</i>			31,796	94
<i>Lighthouse and Coast.....</i>			643	00
<i>Dominion Steamers—</i>				
Montcalm.....	580	32	71	85
Stanley.....	10,296	70	2,081	31
Champlain.....	7,610	12	8,839	35
Prince Edward Island.....	9,563	78	11,809	35
Minto.....	6,940	46		
Winter Mail Service.....	79	50	30	00
			35,070	88
<i>Military College.....</i>			35,142	19
<i>Militia—</i>				
Ammunition, Stores and Clothing.....	120,341	59	37,485	34
Rents.....	4,488	40	4,387	57
Miscellaneous.....	67,469	62	48,290	67
			192,299	61
<i>Civil Service Examination Fees.....</i>			10,241	50
<i>Exchequer Court Reports.....</i>			140	68
<i>Dominion Lands—</i>				
Homestead fees.....	170,350	00	112,110	20
Pre-emption fees.....	22,760	00	14,690	00
Purchased homestead fees.....	2,980	00	2,660	00
Improvements.....	112,320	18	111,071	53
Pre-emption sales under Act of 1908.....	772,833	32	2,326,402	52
Purchased homestead sales.....	204,372	07	254,017	48
General sales.....	96,764	82	112,636	24
Carried forward.....	1,382,380	39	165,285,046	27
			2,933,587	97
			210,968,447	63

8 GEORGE V, A. 1918

COMPARATIVE Statement of Consolidated Fund. Revenue for Fiscal Years
1915-16 and 1916-17—*Continued.*

	1915-16.		1916-17.	
	\$ cts.	\$ cts.	\$ cts.	\$ cts.
Brought forward.....	1,382,380 39	165,285,046 27	2,933,587 97	210,968,447 63
<i>Dominion Lands—Concluded.</i>				
Maps, fees office fees, etc.....	11,485 83		13,976 95	
Rental of lands.....	8,975 60		10,112 04	
Survey fees.....	6,977 35		6,638 68	
Timber dues.....	378,960 68		429,403 09	
Grazing lands.....	118,955 02		128,341 50	
“ Improvements.....	462 52		1,639 80	
Coal lands.....	175,572 51		323,740 72	
Hay, permits.....	9,775 37		9,834 20	
Mining fees.....	66,082 00		57,907 25	
Hydraulic leases.....	2,850 63		2,338 50	
Dredging leases.....	1,480 65		1,540 86	
Export tax on gold.....	111,457 19		99,043 07	
Free certificates for export on gold	82 50		38 00	
Stone quarries.....	9,053 27		7,795 48	
Irrigation fees.....	542 00		629 00	
“ sales.....	16,872 15		14,147 75	
Rent of water power.....	1,862 00		600 00	
Fees <i>re</i> Board of Examiners				
D.L.S.....	470 00		560 00	
Patent and interchange fees.....	495 00		250 00	
Suspense account.....	2,258 87		3,890 34	
Interim receipt account Yukon...	285 76		190 00	
Sand, stone and gravel.....	1,030 32		2,089 46	
Petroleum.....	94,535 37		92,242 37	
Rocky Mountains Park.....	33,224 45		40,290 93	
Jasper Park.....	1,566 61		2,828 73	
Yoho Park.....	442 27		385 36	
Waterton Lakes Park.....	1,393 80		1,332 00	
Buffalo Park.....	219 15		257 23	
Elk Island Park.....	11 50		8 25	
Antelope Park.....			205 20	
Forestry Branch, sale of trees, etc.....	2,085 01		3,135 22	
Miscellaneous.....	998 40		381 85	
Glacier Park.....	583 50		542 25	
Moose Mountains, Buffalo Park...	52 00		1 50	
Revelstoke Park.....	25			
	2,443,479 92		4,189,905 55	
LESS Refunds.....	143,929 45	2,299,550 47	134,243 14	4,055,662 41
<i>Militia Pensions.....</i>		23,512 99		25,495 07
<i>Inspection of Staples—</i>				
Fees, etc.....				
Winnipeg.....	463,265 26		565,096 89	
Toronto.....	2,702 90		1,862 38	
Montreal.....	3,081 53		2,813 38	
	469,049 69		569,772 65	
<i>Elevators—</i>				
Vancouver.....			1,608 49	
Calgary.....	3,561 72		35,464 70	
Port Arthur.....	254,993 18		528,639 32	
Moosejaw.....	94,274 41		135,497 15	
Saskatoon.....	91,737 46		188,829 09	
	444,566 77	913,616 46	890,038 75	1,459,811 40
Carried forward.....		168,521,726 19		216,509,416 51

SESSIONAL PAPER No. 2

COMPARATIVE Statement of Consolidated Fund. Revenue for Fiscal Years
1915-16 and 1916-17—*Concluded.*

	1915-16.		1916-17.	
	\$	cts.	\$	cts.
Brought forward.....	167,584,	596 74	216,509,	416 51
Royal North West Mounted Police				
Officers Pensions.....		5,330 36		5,132 66
War Tax Revenue.....		3,620,781 72		16,186,744 83
		172,147,838 27		232,701,294 00

NOTE.—Besides the cash receipts shown on account of Dominion Lands 1916-17—Scrip to the gross amount of \$332.61 was received in payment of land sales.

8 GEORGE V, A. 1918

No.

STATEMENT of the Revenue arising from the Customs Duties, etc., of Canada for
PROVINCE OF

Balance at Dr. on April 1, 1916.	Balance at Cr. on April 1, 1916.	Customs Duties.	Bonding Warehouse Fees. 1	Warehouse Storage Fees. 2	Sundries. 3	Total Receipts, including Columns Nos. 1, 2 and 3.	Total.
\$ cts.	\$ cts.	\$ cts.	\$ cts.	\$ cts.	\$ cts.	\$ cts.	\$ cts.
		144,434 92				144,434 92	144,434 92
0 48		3,338 40				3,338 40	3,338 88
		3,483 98				3,483 98	3,483 98
0 25		417 91				417 91	418 16
	0 30	1,802 50				1,802 50	1,802 20
		1,573 31				1,573 31	1,573 31
		18,395 99				18,395 99	18,395 99
		4,229 79				4,229 79	4,229 79
	0 10	5,060 50				5,060 50	5,060 40
		50,047 94		479 00		50,526 94	50,526 94
	0 02	2,657,047 85		163 85	46 97	2,657,258 67	2,657,258 65
1 00		19,168 74				19,168 74	19,169 74
		3,441 48				3,441 48	3,441 48
	0 92	657 06				657 06	656 14
	5 33	14,739 86				14,739 86	14,734 53
		2,456 13				2,456 13	2,456 13
		800,984 88				800,984 88	800,984 88
		147,194 45				147,194 45	147,194 45
	71 40	1,066 24				1,066 24	994 84
		42,310 13				42,310 13	42,310 13
		944 00				944 00	944 00
		6,271 30				6,271 30	6,271 30
0 47		1,265 96				1,265 96	1,266 43
		449,427 54				449,427 54	449,427 54
417 40		153,465 13				153,465 13	153,882 53
		2,449 46				2,449 46	2,449 46
		32,945 90				32,945 90	32,945 90
	2 05	113,002 69		21 21	2 74	113,026 64	113,024 59
419 60	80 12	4,681,624 04		664 06	49 71	4,682,337 81	4,682,677 29

PROVINCE OF

		119,248 03		40 15		119,288 18	119,288 18
		24,689 88				24,689 88	24,689 88
		143,937 91		40 15		143,978 06	143,978 06

PROVINCE OF

57 15		84,988 07				84,988 07	85,045 22
		26,698 81				26,698 81	26,698 81
		23,620 32				23,620 32	23,620 32
		742 87				742 87	742 87
		111,658 98				111,658 98	111,658 98
		12,708 08				12,708 08	12,708 08
	0 53	155,521 49				155,521 49	155,520 96
	25 03	8,055 58				8,055 58	8,030 55
0 10		37,048 44				37,048 44	37,048 54
		3,242,097 61			18 52	3,242,116 13	3,242,116 13
		134,937 14				134,937 14	134,937 14
56 42		12,067 71				12,067 71	12,067 71
		125,706 27				125,706 27	125,762 69
113 67	25 56	3,975,851 37			18 52	3,975,869 89	3,975,958 00

SESSIONAL PAPER No. 2

1

the year ended March 31, 1917, and the Expenses of the Collection, etc., thereon-
NOVA SCOTIA.

CR.

Ports.	Balance at Dr. on March 31, 1917.	Balance at Cr. on March 31, 1917.	Total Deposited to Credit of Receiver General.	Total	Memorandum of Expenses of Collection.
	\$ cts.	\$ cts.	\$ cts.	\$ cts.	\$ cts.
Amherst.....			144,434 92	144,434 92	12,611 68
Annapolis Royal.....	0 48		3,338 40	3,338 88	3,396 70
Antigonish.....			3 483 98	3,483 98	1,866 27
Arichat.....	0 25		417 91	418 16	3,030 31
Baddeck.....		0 30	1,802 50	1,802 20	3,732 26
Barrington Passage.....			1,573 31	1,573 31	2,176 02
Bridgewater.....			18,395 99	18,395 99	2,033 96
Canso.....			4,229 79	4,229 79	6,059 38
Digby.....		0 10	5,060 50	5,060 40	4,486 99
Glace Bay.....		0 02	50,526 96	50,526 94	2,670 63
Halifax.....		0 02	2,657,258 67	2,657,258 65	111,572 43
Kentville.....	1 00		19,168 74	19,169 74	5,683 45
Liverpool.....			3,441 48	3,441 48	2,777 17
Lockeport.....		0 92	657 06	656 14	1,140 45
Lunenburg.....		5 33	14,739 86	14,734 53	6,698 06
Middleton.....			2,456 13	2,456 13	2,114 96
New Glasgow.....			800,984 88	800,984 88	6,641 05
North Sydney.....			147,194 45	147,194 45	14,865 64
Parrsboro.....		71 40	1,066 24	994 84	2,503 88
Pictou.....			42,310 13	42,310 13	6,066 51
Port Hawkesbury.....			944 00	944 00	2,892 95
Port Hood.....			6,271 30	6,271 30	3,211 46
Shelburne.....	0 47		1,265 96	1,266 43	1,980 66
Sydney.....			449,427 54	449,427 54	19,794 46
Truro.....	417 40		153,405 13	153,882 53	7,060 54
Weymouth.....			2,449 46	2,449 46	3,883 74
Windsor.....			32,945 90	32,945 90	6,086 00
Yarmouth.....		2 05	113,026 64	113,024 59	11,880 15
	419 60	80 14	4,682,337 83	4,682,677 29	258,917 76

PRINCE EDWARD ISLAND.

Charlottetown.....			119,288 18	119,288 18	19,337 56
Summerside.....			24,689 88	24,689 88	5,016 22
			143,978 06	143,978 06	24,353 78

NEW BRUNSWICK.

Bathurst.....	57 15		84,988 07	85,045 22	4,141 71
Campbellton.....			26,698 81	26,698 81	2,077 91
Chatham.....			23,620 32	23,620 32	6,373 28
Dalhousie.....			742 87	742 87	2,123 38
Fredericton.....			111,658 98	111,658 98	5,495 64
M'Adam Junction.....			12,708 08	12,708 08	11,240 06
Moncton.....		0 53	155,521 49	155,520 96	9,069 51
Newcastle.....		25 03	8,055 58	8,030 55	2,313 08
St. Andrews.....	0 10		37,048 44	37,048 54	6,950 82
St. John.....			3,242,116 13	3,242,116 13	89,525 85
St. Stephen.....			134,937 14	134,937 14	14,499 44
Sackville.....			12,067 71	12,067 71	2,326 51
Woodstock.....	56 42		125,706 27	125,762 69	17,347 60
	113 67	25 56	3,975,869 89	3,975,958 00	173,484 79

8 GEORGE V, A. 1918

STATEMENT of the Revenue arising from the Customs Duties, etc., of Canada for

Dr.

PROVINCE OF

Balance at Dr. on April 1, 1916.	Balance at Cr. on April 1, 1916.	Customs Duties.	Bonding Warehouse Fees. 1	Warehouse Storage Fees. 2	Sundries. 3	Total Receipts, including Columns Nos. 1, 2 and 3.	Total.
\$ cts.	\$ cts.	\$ cts.	\$ cts.	\$ cts.	\$ cts.	\$ cts.	\$ cts.
		15,441 80				15,441 80	15,441 80
		170,157 85				170,157 85	170,157 85
		252,625 66			36 00	252,661 66	252,661 66
		38,442 40				38,442 40	38,442 40
		7,819 50				7,819 50	7,819 50
	2 60	8,279 95				8,279 95	8,279 95
		2,137 14				2,317 14	2,317 14
		542,597 79				542,597 79	542,597 79
		4,157 96				4,157 96	4,157 96
10 00		1,300 32				1,300 32	1,310 32
	0 05	34,890,789 83		4,361 38	840 12	34,895,991 33	34,895,991 28
	4 22	14,232 66				14,232 66	14,228 44
		18,884 02				18,884 02	18,884 02
56 53		2,719,805 21		394 99	340 11	2,720,540 31	2,720,596 84
10 00		7,540 35				7,540 35	7,550 35
		22,707 13				22,707 13	22,707 13
	0 10	453,325 13				453,325 13	453,325 03
0 08		536,142 98		0 55		536,143 53	536,143 61
1,577 56		788,323 06			30 43	788,353 49	789,931 05
		40,685 20				40,685 20	40,685 20
	0 04	861,237 94				861,237 94	861,237 90
		196,341 60				196,341 60	196,341 60
1,654 17	7 01	41,593,155 48		4,756 92	1,246 66	41,599,159 06	41,600,806 22

PROVINCE OF

	0 01	108,737 01				108,737 01	108,737 00
296 63		327,775 18				327,775 18	328,071 81
	0 09	239,595 19				239,595 19	239,595 10
	58 90	860,466 01		29 42		860,495 43	860,436 53
	0 27	691,822 42				691,822 42	691,822 15
	0 05	226,975 44				226,975 44	226,975 39
		1,069,260 77				1,069,260 77	1,069,260 77
		369,538 15				369,538 15	369,538 15
	0 02	111,474 56				111,474 56	111,474 54
		215,006 83				215,006 83	215,006 83
		18,622 56				18,622 56	18,622 56
		277,367 55				277,367 55	277,367 55
		973,223 57				973,223 57	973,223 57
		572,182 19				572,182 19	572,182 19
3,178 70		89,485 48				89,485 48	92,664 18
35 71		162,889 96				162,889 96	162,925 67
		426,477 90				426,477 90	426,477 90
1,492 01		5,970,359 38		435 26	30 88	5,970,825 52	5,972,317 53
		398,596 71				398,596 71	398,596 71
		141,151 47				141,151 47	141,151 47
		479,417 33			50 92	479,468 25	479,468 25
6,708 32		907,104 73				907,104 73	913,813 05
		168,437 91				168,437 91	168,437 91
1,165 19		1,670,259 41		219 48	17 21	1,671,661 29	1,671,661 29
		136,830 20				136,830 20	136,830 20
		18,099 21				18,099 21	18,099 21
174 55		225,694 42				225,694 42	225,868 97
164 84		807,475 58				807,475 58	807,640 42
1,613 75		459,108 22				459,108 22	460,721 97
		410,861 76				410,861 76	410,861 76
		2,302,918 72				2,302,918 72	2,302,918 72
		2,323,224 72			52 15	2,323,276 87	2,323,276 87
14,829 70	59 34	23,160,440 54		684 16	151 16	23,161,275 86	23,176,046 22

SESSIONAL PAPER No. 2

the Year ended March 31, 1917, and the Expenses of the Collection, etc., thereon.

QUEBEC.

Cr.

Ports.	Balance at Dr. on March 31, 1917.	Balance at Cr. on March 31, 1917.	Total Deposited to Credit of Receiver General.	Total	Memorandum of Expenses of Collection.
	\$ cts.	\$ cts.	\$ cts.	\$ cts.	\$ cts.
Abercorn.....			15,441 80	15,441 80	6,055 25
Athelstan.....			170,157 85	170,157 85	7,881 74
Beebe Jct.....	6 61		252,655 05	252,661 66	14,014 27
Coaticook.....			38,442 40	38,442 40	11,832 '28
Cookshire.....			7,819 50	7,819 50	4,594 80
Gaspé.....		2 60	8,279 95	8,277 35	1,920 99
Highwater.....			2,317 14	2,317 14	6,744 80
Hull.....			542,597 79	542,597 79	4,668 34
Lake Megantic.....			4,157 96	4,157 96	3,636 17
Mansonville.....	10 00		1,300 32	1,310 32	2,260 80
Montreal.....		0 05	34,895,991 33	34,895,991 28	436,512 59
Paspébiac.....		4 22	14,232 66	14,228 44	2,597 61
Perce.....			18,884 02	18,884 02	3,696 43
Quebec.....	56 53		2,730,540 31	2,720,596 84	101,649 90
Rimouski.....	10 00		7,540 35	7,550 35	1,727 17
St. Armand.....			22,707 13	22,707 13	5,873 26
St. Hyacinthe.....		0 10	453,325 13	453,325 03	7,418 96
St. Johns.....	0 08		536,143 53	536,143 61	27,892 36
Sherbrooke.....	1,577 56		788,353 49	789,931 05	22,435 66
Sorel.....			40,685 20	40,685 20	3,148 68
Three Rivers.....		0 04	861,237 94	861,237 90	15,580 48
Valleyfield.....			196,341 60	196,341 60	4,753 61
	1,660 78	7 01	41,599,152 45	41,600,806 22	696,896 15

ONTARIO.

Amherstburg.....		0 01	108,737 01	108,737 00	7,769 82
Belleville.....	296 63		327,775 18	328,071 81	8,471 57
Bowmanville.....		0 09	239,595 19	239,595 10	2,296 25
Brantford.....		58 90	860,495 43	860,436 53	19,196 20
Bridgeburg.....		0 27	691,822 42	691,822 15	34,597 64
Brockville.....		0 05	226,975 44	226,975 39	7,748 65
Chatham.....			1,069,260 77	1,069,260 77	11,751 59
Cobourg.....			369,538 15	369,538 15	6,470 76
Collingwood.....		0 02	111,474 56	111,474 54	4,383 03
Cornwall.....			215,006 83	215,006 83	5,761 90
Deseronto.....			18,622 56	18,622 56	2,030 24
Fort Frances.....		0 03	277,367 58	277,367 55	13,832 73
Fort William.....			973,223 57	973,223 57	22,287 45
Galt.....			572,182 19	572,182 19	7,695 28
Gananoque.....	3,178 70		89,485 48	92,664 18	3,770 52
Goderich.....	35 71		162,889 96	162,925 67	7,817 94
Guelph.....			426,477 90	426,477 90	8,479 92
Hamilton.....	1,492 01		5,970,825 52	5,972,317 53	87,298 68
Ingersoll.....			398,596 71	398,596 71	3,264 08
Kenora.....			141,151 47	141,151 47	1,480 80
Kingston.....			479,468 25	479,468 25	17,074 46
Kitchener.....	6,708 42		907,104 63	913,813 05	9,433 57
Lindsay.....			168 437 91	168,437 91	1,252 00
London.....	1,165 19		1,670 496 10	1,671,661 29	39,053 31
Midland.....			136,830 20	136,830 20	4,580 98
Morrisburg.....			18,099 21	18,099 21	3,873 26
Napanee.....	174 55		225,694 42	225,868 97	1,266 15
Niagara Falls.....	164 84		807,475 58	807,640 42	49,114 28
North Bay.....	1,613 75		459,108 22	460,721 97	16,631 25
Orillia.....			410,861 76	410,861 76	5,258 69
Oshawa.....		0 03	2,302,819 75	2,302,918 72	7,186 76
Ottawa.....			2,323,276 87	2,323,276 87	75,797 62
	14,829 80	59 40	23,161,275 82	23,176,046 22	496,920 38

8 GEORGE V, A. 1918

STATEMENT of the Revenue arising from the Customs Duties, etc., of Canada for

DR.

PROVINCE OF

Balance at Dr. on April 1, 1916.	Balance at Cr. on April 1, 1916.	Customs Duties.	Bonding Warehouse Fees. 1	Warehouse Storage Fees. 2	Sundries. 3	Total Receipts, including Columns Nos. 1, 2 and 3.	Total.
\$ cts.	\$ cts.	\$ cts.	\$ cts.	\$ cts.	\$ cts.	\$ cts.	\$ cts.
1,841 68		79,739 59				79,739 59	81,581 27
		191,674 25				191,674 25	191,674 25
		456,290 52				456,290 52	456,290 52
2,821 35		858,316 73				858,316 73	861,138 08
		118,844 37				118,844 37	118,844 37
	0 10	749,232 51		39 96		749,272 47	749,272 37
		45,685 79				45,685 79	45,685 79
		6,404 14				6,404 14	6,404 14
		343,677 70				343,677 70	343,677 70
		1,154,708 54				1,154,708 54	1,154,708 54
1,881 26		352,518 86				352,518 86	354,400 12
		1,300,374 11				1,300,374 11	1,300,374 11
524 02		1,137,693 98				1,137,693 98	1,138,218 00
		419,600 60				419,600 60	419,600 60
526 89		340,171 76				340,171 76	340,698 65
		315,500 51				315,500 51	315,500 51
		41,432 71				41,432 71	41,432 71
3,902 58		33,808,163 37		6,188 11	1,405 61	33,815,757 09	33,819,659 67
		54,709 98				54,709 98	54,709 98
		1,108,027 60				1,108,027 60	1,108,027 60
		824,077 29				824,077 29	824,077 29
	3 95	21,758 24				21,758 24	21,754 29
	0 03	5,653,945 09		80 13	37 63	5,654,062 85	5,654,062 82
		162,020 19				162,020 19	162,020 19
26,327 48	63 42	72,705,008 97		6,992 36	1,594 40	72,713,595 73	72,739,859 79

PROVINCE OF

		337,770 79				337,770 79	337,770 79
		48,357 29				48,357 29	48,357 29
		24,322 17				24,322 17	24,322 17
		89,277 03				89,277 03	89,277 03
	0 10	9,511,451 95			598 68	9,512,050 63	9,512,050 53
	0 10	10,011,179 23			598 68	10,011,777 91	10,011,777 81

PROVINCE OF

291 02		497,175 67				497,175 67	497,466 69
		84,184 10				84,184 10	84,184 10
		45,751 26				45,751 26	45,751 26
		1,594,709 17			59 66	1,594,768 83	1,594,768 83
		670,302 02				670,302 02	670,302 02
291 02		2,892,122 22			59 66	2,892,181 88	2,892,472 90

PROVINCE OF

21 31		1,338,016 24		249 69		1,338,265 93	1,338,287 24
		816,012 39		289 68	68 52	816,370 59	816,370 59
18,001 57		314,550 30				314,550 30	332,551 87
		103,117 76				103,117 76	103,117 76
18,022 88		2,571,696 69		539 37	68 52	2,572,304 58	2,590,327 46

SESSIONAL PAPER No. 2

the Year ended March 31, 1917, and the Expenses of the Collection, etc., thereon.

ONTARIO—*Concluded.*

Ports.	Balance at Dr. on March 31, 1917.	Balance at Cr. on March 31, 1917.	Total Deposited to Credit of Receiver General.	Total	Memorandum of Expenses of Collection.
	\$ cts.	\$ cts.	\$ cts.	\$ cts.	\$ cts.
Owen Sound.....	1,841 68		79,739 59	81,581 27	4,504 57
Paris.....			191,674 25	191,674 25	4,264 66
Parry Sound.....			456,290 52	456,290 52	7,013 18
Peterborough.....	2,821 35		858,316 73	861,138 08	13,134 18
Pictou.....			118,844 37	118,844 37	3,174 55
Port Arthur.....		0 10	749,272 47	749,272 37	17,869 23
Port Hope.....			45,685 79	45,685 79	3,151 06
Port McNicol.....			6,404 14	6,404 14	5,648 62
Prescott.....			343,677 70	343,677 70	13,375 90
St. Catharines.....			1,154,708 54	1,154,708 54	16,266 73
St. Thomas.....	1,881 16		352,518 96	354,400 12	8,666 59
Sarnia.....			1,300,374 11	1,300,374 11	32,871 74
Sault Ste. Marie.....	524 02		1,137,693 98	1,138,218 00	28,584 65
Simcoe.....			419,600 60	419,600 60	3,765 07
Stratford.....	526 89		340,171 76	340,698 65	14,215 23
Sudbury.....			315,500 51	315,500 51	10,165 09
Tillsonburg.....			41,432 71	41,432 71	2,249 71
Toronto.....	3,902 58		33,815,757 09	33,819,659 67	285,049 59
Trenton.....			54,709 98	54,709 98	2,340 54
Wallaceburg.....			1,108,027 60	1,108,027 60	9,666 41
Welland.....			824,077 29	824,077 29	7,008 11
Whitby.....		3 95	21,758 24	21,754 29	2,347 69
Windsor.....		0 03	5,654,062 85	5,654,062 82	69,192 86
Woodstock.....			162,020 19	162,020 19	5,478 88
	26,327 48	63 48	72,713,595 79	72,739,859 79	1,066,925 22

MANITOBA.

Brandon.....			337,770 79	337,770 79	23,073 20
Emerson.....			48,357 29	48,357 29	20,089 24
Gretna.....			24,322 17	24,322 17	7,565 80
Portage la Prairie.....			89,277 03	89,277 03	10,916 46
Winnipeg.....		0 10	9,512,050 63	9,512,050 53	196,023 62
		0 10	10,011,777 91	10,011,777 81	257,668 32

SASKATCHEWAN.

Moosejaw.....	291 02		497,175 67	497,466 69	35,723 14
North Portal.....			84,184 10	84,184 10	12,719 06
Prince Albert.....			45,751 26	45,751 26	10,937 01
Regina.....			1,594,768 83	1,594,768 83	36,079 77
Saskatoon.....			670,302 02	670,302 02	30,475 18
	291 02		2,892,181 88	2,892,472 90	125,934 16

ALBERTA.

Calgary.....	21 31		1,338,265 93	1,338,287 24	58,748 62
Edmonton.....			816,370 59	816,370 59	59,789 35
Lethbridge.....	18,001 59		314,550 28	332,551 87	29,171 51
Medicine Hat.....			103,117 76	103,117 76	7,060 26
	18,022 90		2,572,304 56	2,590,327 46	154,769 74

8 GEORGE V, A. 1918

STATEMENT of the Revenue arising from the Customs Duties, etc., of Canada for
PROVINCE OF

Balance at Dr. on April 1, 1916.	Balance at Cr. on April 1, 1916.	Customs Duties.	Bonding Warehouse Fees. 1	Warehouse Storage Fees. 2	Sundries. 3	Total Receipts, including Columns Nos. 1, 2 and 3.	Total.
\$ cts.	\$ cts.	\$ cts.	\$ cts.	\$ cts.	\$ cts.	\$ cts.	\$ cts.
.....	22,658 62	22,658 62	22,658 62
.....	42,368 20	42,368 20	42,368 20
.....	83,109 73	83,109 73	83,109 73
.....	114,458 73	114,458 73	114,458 73
.....	41,486 48	41,486 48	41,486 48
.....	354,612 20	33 15	354,645 35	354,645 35
.....	137,861 24	137,861 24	137,861 24
0 17	259,275 60	14 49	259,290 09	259,290 26
.....	185,759 07	185,759 07	185,759 07
124 68	115,170 32	115,170 32	115,295 00
.....	142,024 25	142,024 25	142,024 25
.....	6,318,474 92	272 98	86 38	6,318,834 28	6,318,834 28
.....	1,075,869 85	83 46	137 50	1,076,090 81	1,076,090 81
124 85	8,893,129 21	389 59	238 37	8,893,757 17	8,893,882 02

YUKON

.....	105,145 45	105,145 45	105,145 45
.....	50,217 36	50,217 36	50,217 36
.....	155,362 81	155,362 81	155,362 81

NORTHWEST

.....	648 54	648 54	648 54
-------	-------	--------	-------	-------	-------	--------	--------

BRITISH

.....	8,224 91	8,224 91	8,224 91
-------	-------	----------	-------	-------	-------	----------	----------

RECAPIT

419 60	80 12	4,681,624 04	664 06	49 71	4,682,337 81	4,682,677 29
.....	143,937 91	40 15	143,978 06	143,978 06
113,67	25 56	3,975,851 37	18 52	3,975,869 89	3,975,958 00
1,654 17	7 01	41,593,155 48	4,756 92	1,246 66	41,599,159 06	41,600,806 22
26,327 48	63 42	72,705,008 97	6,992 36	1,594 40	72,713,595 73	72,739,859 79
.....	0 10	10,011,179 23	598 68	10,011,777 91	10,011,777 81
291 02	2,892,122 22	59 66	2,892,181 88	2,892,472 90
18,022 88	2,571,696 69	539 37	68 52	2,572,304 58	2,590,327 46
124 85	8,893,129 21	389 59	238 37	8,893,757 17	8,893,882 02
.....	155,362 81	155,362 81	155,362 81
.....	648 54	648 54	648 54
.....	8,224 91	8,224 91	8,224 91
46,953 67	176 21	147,631,941 38	13,382 45	3,874 52	147,649,198 35	147,695,975 81
.....	13,604,863 21	13,604,863 21
46,953 67	176 21	147,631,941 38	13,382 45	3,874 52	134,044,335 14	134,091,112 60

SESSIONAL PAPER No. 2

the Year ended March 31, 1917, and the Expenses of the Collection, etc., thereon
BRITISH COLUMBIA.

Ports.	Balance at Dr. on March 31, 1917.	Balance at Cr. on March 31, 1917.	Total Deposited to Credit of Receiver General.	Total	Memorandum of Expenses of Collection.
	\$ cts.	\$ cts.	\$ cts.	\$ cts.	\$ cts.
Abbotsford.....			22,658 62	22,658 62	11,929 91
Cranbrook.....			42,368 20	42,368 20	9,000 73
Fernie.....			83,109 73	83,109 73	9,958 18
Grand Forks.....			114,458 73	114,458 73	7,334 38
Greenwood.....			41,486 48	41,486 48	11,047 45
Nanaimo.....			354,645 35	354,645 35	20,704 64
Nelson.....			137,861 24	137,861 24	8,601 78
New Westminster.....	0 17		259,290 09	259,290 26	25,796 75
Prince Rupert.....			185,759 07	185,759 07	21,429 56
Revelstoke.....	611 13		114,683 87	115,295 00	18,717 80
Rossland.....			142,024 25	142,024 25	8,013 88
Vancouver.....			6,318,834 28	6,318,834 28	185,441 70
Victoria.....			1,076,090 81	1,076,090 81	71,836 12
	611 30		8,893,270 72	8,893,882 02	409,812 88

TERRITORY.

Dawson.....			105,145 45	105,145 45	15,284 35
White Horse.....			50,217 36	50,217 36	12,477 58
			155,362 81	155,362 81	27,761 93

TERRITORIES.

			648 54	648 54	
--	--	--	--------	--------	--

P. O. PARCELS.

			8,224 91	8,224 91	
--	--	--	----------	----------	--

ULATION.

Nova Scotia.....	419 60	80 14	4,682,337 83	4,682,677 29	258,917 76
Prince Edward Island.....			143,978 06	143,978 06	24,353 78
New Brunswick.....	113 67	25 56	3,975,869 89	3,975,958 00	173,484 79
Quebec.....	1,660 78	7 01	41,599,152 45	41,600,806 22	696,896 15
Ontario.....	26,327 48	63 48	72,713,595 79	72,739,859 79	1,066,925 22
Manitoba.....		0 10	10,011,777 91	10,011,777 81	257,668 32
Saskatchewan.....	291 02		2,892,181 88	2,892,472 90	125,934 16
Alberta.....	18,022 90		2,572,804 56	2,590,327 46	154,769 74
British Columbia.....	611 30		8,893,270 72	8,893,882 02	409,812 88
Yukon Territory.....			155,362 81	155,362 81	27,761 93
Northwest Territories.....			648 54	648 54	
British P. O. Parcels.....			8,224 91	8,224 91	
	47,446 75	176 29	147,648,705 35	147,695,975 81	3,196,524 73
Inspection Preventive Service and Revenue Cruisers.....					174,432 42
Board of Customs.....					210,743 51
Miscellaneous.....					155,768 68
Customs Laboratory.....					1,941 88
Secret Preventive Service.....					6,374 68
Less, returned duties \$1,978,101 99 Drawbacks... 11,626,761 22					
			13,604,863 21	13,604,863 21	
	47,446 75	176 29	134,043,842 14	134,091,112 60	3,745,790 90

8 GEORGE V, A. 1918

No. 2

STATEMENT of Fines and Forfeitures, including Seizures, for the fiscal year
ending March 31, 1917.

	\$	cts.	\$	cts.
Customs Department.....	465,096	20		
Less paid to Officers and Informers.....	241,082	07	224,014	13
Inland Revenue Department—				
Excise.....	8,634	56		
Weights and Measures.....		35 00		
Adulteration of Food.....		147 75		
Patent Medicine.....		26 00		
Gas.....		90 00		
Fertilizer.....		61 00		
War Tax Fines.....		5,883 81		
	14,878	12		
Less Excise Refunds.....	8,763	18	6,114	94
Agriculture Department—				
Inspection and Sales Act.....	383	50		
Contagious Disease Act.....		50 00		
Dairy Industry Act.....		908 35		
Fruit Inspection Act.....		10 00		
Seed Control Act.....		14 00		
Meat and Canned Foods.....		60 00	1,425	85
Finance Department—				
Contractors Securities.....	3,937	57		
Finance Banking Act.....		100 00	4,037	57
Interior Department—				
Immigration.....	1,889	72		
Northwest Territories.....		95 00	1,984	72
Justice Department—				
Police Magistrate Dawson.....	578	00		
“ Whitehorse.....	472	50		
“ Fort Frances.....		60 00		
“ Haileybury.....	200	00		
“ Edmonton.....		45 50		
Crown Attorney Toronto.....		167 00		
Clerk of Peace, Quebec.....		5 00		
Failing to Report.....		10 00	1,538	00
Trade and Commerce—				
Gold and Silver Marking Act.....	200	00		
Census Act.....		30 00	230	00
Marine Department—				
Marine Act.....			468	73
Post Office, Department.....			286	50
			240,100	44

SESSIONAL PAPER No. 2

STATEMENT of Customs Fines, Forfeitures, etc.—*Continued.*

	Amount paid to Credit of Receiver General during the year.	Seizing Officer and Informers' share and ex- penses paid by departmental cheque.
	\$ cts	\$ cts.
<i>Nova Scotia.</i>		
Halifax.....	117 30	2 28
North Sydney...		7 72
Weymouth....	50 00	2 50
Yarmouth....	134 80	102 49
	322 30	115 19
<i>New Brunswick.</i>		
St. John.....	2,357 16	1,343 98
St. Stephen...	552 03	294 21
Woodstock....	2,531 52	1,241 41
	5,420 71	2,849 60
<i>Quebec.</i>		
Abercorn.....		164 85
Athelston.....	11 50	17 55
Beebe Junction...	342 95	284 47
Coaticook.....		6 00
Cookshire.....	13 50	
Highwater.....	1,097 61	1,045 33
Mansonville...	191 00	171 00
Montreal.....	21,853 07	12,296 18
Quebec.....	57	
St. Johns.....	4,066 80	2,019 24
Sherbrooke...	29 87	2 00
Valleyfield....	800 03	
	28,407 20	15,976 82
<i>Ontario.</i>		
Amherstburg....	288 04	
Brantford.....	76 00	8 00
Bridgeburg.....	3,945 13	2,154 65
Brockville.....	483 05	334 54
Chatham.....		2 77
Fort Frances....	1,645 66	810 43
Fort William...	400 00	400 00
Galt.....	6 00	
Hamilton.....	305 23	217 76
Kingston.....	215 28	125 21
Kitchener.....		1 56
London.....	149 60	
Morrisburg....	51 70	6 45
Niagara Falls...	433 41	300 23
Port Arthur....	149 24	6 77
Prescott.....	182 90	61 90
St. Catharines...		1 30
Sarnia.....	1,077 18	643 41
Sault Ste. Marie..	1,071 59	465 21
Toronto.....	4,930 73	4,907 71
Welland.....	67 30	33 37
Windsor.....	3,525 15	2,561 67
	19,306 19	13,075 94

8 GEORGE V, A. 1918

STATEMENT of Customs Fines, Forfeitures, etc.—*Concluded.*

	Amount paid to credit of Receiver General during the year.	Seizing Officers' and Informers' share of ex- penses paid by departmental cheque.
	\$ cts.	\$ cts.
<i>Manitoba.</i>		
Brandon.....	908 80	612 93
Emerson.....	3,674 09	1,394 24
Winnipeg.....	7,203 78	2,727 39
	11,786 67	4,734 56
<i>Saskatchewan.</i>		
Moosejaw.....	3,172 88	1,514 11
North Portal.....	904 76	542 35
Regina.....	2,268 13	1,542 95
	6,345 77	3,599 41
<i>Alberta.</i>		
Calgary.....	393 68	220 13
Edmonton.....		305 31
Lethbridge.....	1,016 00	635 08
Medicine Hat.....	13 58	5 82
	1,423 26	1,166 34
<i>British Columbia.</i>		
Abbotsford.....	113 07	124 48
Fernie.....	316 40	157 42
Grand Forks.....	83 10	200 00
Greenwood.....		91 75
New Westminster.....	11,461 45	7,283 60
Prince Rupert.....	550 00	575 00
Vancouver.....	30,707 61	13,385 27
Victoria.....	171 40	429 02
	43,403 03	22,246 54
<i>Yukon Territory.</i>		
Dawson.....	605 63	425 63
Preventive Services.....	340,297 41	138,040 62
Special Branch.....	4,327 16	2,041 52
Seizures Generally.....		33,356 03
<i>Recapitulation.</i>		
Nova Scotia.....	322 30	115 19
New Brunswick.....	5,420 71	2,849 60
Quebec.....	28,407 20	15,976 82
Ontario.....	19,303 19	13,075 94
Manitoba.....	11,786 67	4,734 56
Saskatchewan.....	6,345 77	3,599 41
Alberta.....	1,423 26	1,166 34
British Columbia.....	43,403 03	22,246 54
Yukon Territory.....	605 63	425 63
Preventive Services.....	340,297 41	138,040 62
Special Branch.....	4,327 16	2,041 52
Seizures Generally.....		33,356 03
	461,642 33	237,628 20

SESSIONAL PAPER No. 2

No. 3

PREMIUM, DISCOUNT AND EXCHANGE REVENUE.

From what Source Received.	Rate per \$1,000.	Amount Sold.	Amount of Revenue.	Total.
		\$ cts.	\$ cts.	\$ cts.
Premiums on New York Funds Sold.....	0.15625	500,000 00	78 12	
	0.16	300,000 00	48 00	
	0.3125	500,000 00	156 25	
	0.80	250,000 00	200 00	
	0.86	1,000,000 00	860 00	
	0.938	250,000 00	234 50	
	1.09375	250,000 00	273 43	
	1.095	250,000 00	273 75	
	1.25	1,500,000 00	1,875 00	
	1.26	1,750,000 00	2,205 00	
	1.30	500,000 00	650 00	
	1.40625	250,000 00	351 56	
	1.5625	2,250,000 00	3,515 62	
	1.71875	100,000 00	203 12	
	1.875	4,400,000 00	8,250 00	
	1.88	2,000,000 00	3,760 00	
	1.90	500,000 00	950 00	
	2.1875	3,000,000 00	6,562 50	
	2.20	1,000,000 00	2,200 00	
	2.35	500,000 00	1,175 00	
	2.50	4,850,000 00	12,125 00	
	2.55	600,000 00	1,530 00	
	2.8125	3,250,000 00	9,140 62	
	2.8150	1,300,000 00	3,659 50	
	3.125	3,550,000 00	11,093 75	
	3.13	500,000 00	1,565 00	
	3.14	250,000 00	785 00	
	3.20	1,200,000 00	3,840 00	
	3.285	1,000,000 00	3,285 00	
	3.435	500,000 00	1,717 50	
	3.44	3,000,000 00	10,320 00	
	3.75	2,000,000 00	7,500 00	
	3.76	500,000 00	1,880 00	
	3.82	600,000 00	2,292 00	
	3.85	1,000,000 00	3,850 00	
	4.07	500,000 00	2,035 00	
	4.1	1,000,000 00	4,100 00	
	4.15	300,000 00	1,245 00	
	4.21875	3,900,000 00	16,453 13	
	4.22	1,250,000 00	5,275 00	
	4.255	200,000 00	851 00	
	4.375	100,000 00	437 50	
	4.38	3,000,000 00	13,140 00	
	4.383	500,000 00	2,191 50	
	4.386	500,000 00	2,193 00	
	4.388	500,000 00	2,194 00	
	4.39	1,000,000 00	4,390 00	
	6.25	500,000 00	312 50	
	6.30	1,000,000 00	630 00	
	7.50	500,000 00	375 00	
	8.75	1,500,000 00	13,125 00	
Carried forward.....		61,400,000 00	177,352,85	

8 GEORGE V, A. 1918

PREMIUM, DISCOUNT AND EXCHANGE REVENUE—Continued.

From what Source Received.	Rate per \$1,000.	Amount Sold.	Amount of Revenue.	Total.
		\$ cts.	\$ cts	\$ cts.
Brought forward.....		61,400,000 00	177,352 85	
	8.755	500,000 00	4,377 50	
	9.06	250,000 00	2,265 00	
	9.22	250,000 00	2,305 00	
	9.3775	500,000 00	4,688 75	
		62,900,000 00		190,989 10
	Par.....	2,250,000 00		
		65,150,000 00		
Discount on Stock purchased for Sinking Funds....	56 ³ / ₄	£ s. d. 2,587 12 10	5,462 29	
	57 ¹ / ₂	2,200 0 0	4,577 10	
	68 ¹ / ₂	1,715 6 1	2,629 56	
	69	15,184 4 5	22,907 93	
	69 ¹ / ₂	1,012 10 0	1,490 58	
	69 ³ / ₄	1,600 0 0	2,345 73	
	70	10,476 16 7	15,296 18	
	70 ¹ / ₂	12,500 0 0	18,173 96	
	70 ³ / ₄	6,464 13 2	9,281 09	
	71 ¹ / ₂	7,726 10 7	10,810 71	
	71 ³ / ₄	500 0 0	696 54	
	71 ¹ / ₂	22,840 0 0	31,679 08	
	71 ³ / ₄	8,400 0 0	11,599 70	
	72	2,000 0 0	2,725 33	
	72 ¹ / ₂	4,600 0 0	6,156 33	
	72 ³ / ₄	3,500 0 0	4,620 29	
	77	12,955 5 8	14,277 44	
	77 ¹ / ₂	69 15 8	77 26	
	78	1,200 0 0	1,284 80	
	78 ¹ / ₂	2,260 0 0	2,392 21	
	79 ¹ / ₂	4,000 0 0	4,039 33	
	79 ³ / ₄	2,125 16 11	2,133 81	
	79 ¹ / ₂	1,000 0 0	997 66	
	80	8 10	43	
	94	300 0 0	87 60	
	94 ³ / ₁₆	5,000 0 0	1,414 38	
	94 ¹ / ₂	24,740 0 0	5,994 51	
	95 ¹ / ₂	6,000 0 0	1,326 17	
	95 ¹ / ₂	1,350 0 0	295 65	
	95 ³ / ₈	1,000 0 0	212 92	
	95 ⁵ / ₈	1,000 0 0	206 83	
	95 ⁷ / ₈	3,000 0 0	602 25	
	96	29,850 0 0	5,810 80	
	96 ¹ / ₂	7,000 0 0	1,320 08	
	96 ¹ / ₂	9,930 0 0	1,812 22	
	96 ³ / ₈	9,500 0 0	1,675 96	
	96 ¹ / ₂	15,000 0 0	2,555 00	
	96 ³ / ₄	10,000 0 0	1,581 67	
		250,589 1 9		
		\$ cts.		
	97 ³ / ₈	25,000 00	656 25	
	97 ¹ / ₂	28,300 00	707 50	
	97 ¹ / ₂	5,000 00	118 75	
	97 ¹ / ₂	35,000 00	787 50	
	97 ¹ / ₂	6,000 00	127 50	
	98	65,000 00	1,300 00	
	98 ¹ / ₂	1,000 00	18 75	
	98 ¹ / ₂	15,000 00	225 00	
	98 ³ / ₁₆	10,000 00	143 75	
	99	20,000 00	200 00	
	99 ¹ / ₂	10,000 00	75 25	
	99 ¹ / ₂	30,000 00	150 00	
		250,300 00		205,061 38
Carried forward.....				396,050 48

SESSIONAL PAPER No. 2

PREMIUM, DISCOUNT AND EXCHANGE REVENUE—*Concluded.*

From what Source Received.	Rate per \$1,000.	Amount Sold.	Amount of Revenue.	Total.
		£ s. d.	\$ cts.	\$ cts.
Brought forward.....				396,050 48
Premiums on amounts deposited in London, England for Credit in Ottawa.....		8 11 10 10 3 3 12 15 9 26 6 7 37 16 3 73 16 8 346 15 3 593 11 5 824 7 10 1,100 7 1 2,506 8 6 2,814 1 5 3,818 15 8 6,720 11 5 11,129 12 9	0 91 1 08 1 32 2 54 4 02 7 89 36 48 61 11 87 92 107 34 267 32 292 94 359 60 548 82 1,075 87	
		30,024 1 8		
		\$ cts. 10 00	1 07	2,856 23
				398,906 71

8 GEORGE V, A. 1918

No. 4

INTEREST ON INVESTMENTS.

From what Source Received and Nature of Investment.	Time.	To what Date Paid.	Rate of Interest.	Amount Invested.	Interest Realized.	
					Sterling.	Currency.
			p.c.	£ s. d.	£ s. d.	\$ cts.
SINKING FUNDS.						
<i>Loan of 1909-34.</i>						
Canadian Securities.....	year	June 1, 1916	3 $\frac{1}{2}$	811,972 3 10	14,209 10 3	69,152 96
	"	Dec. 1, 1916	3 $\frac{1}{2}$	817,359 16 1	14,303 15 11	69,611 81
	"	May 1, 1916	4 $\frac{1}{2}$	58,100 0 0	1,307 5 0	6,361 95
	"	Nov. 1, 1916	4 $\frac{1}{2}$	61,100 0 0	1,374 15 0	6,690 45
	"	July 1, 1916	3	58,300 10 6	874 10 2	4,255 94
	"	1, 1916	3 $\frac{1}{2}$	328,309 14 8	5,745 8 5	27,961 05
	"	1, 1916	3 $\frac{1}{2}$	27,000 0 0	506 5 0	2,463 75
	"	Oct. 1, 1916	2 $\frac{1}{2}$	105,203 15 3	1,315 0 11	6,399 89
	"	1, 1916	4	48,291 16 11	965 16 9	4,700 41
					40,602 7 5	197,598 21
<i>Loan of 1930-50.</i>						
Canadian Securities.....	year	July 1, 1916	3	7,673 14 5	115 2 1	560 17
	"	1, 1916	3 $\frac{1}{2}$	594,957 10 1	10,411 15 2	50,670 56
	"	1, 1916	3 $\frac{1}{2}$	84,200 0 0	1,578 15 0	7,683 25
	"	1, 1916	4	219,420 11 0	4,388 8 3	21,356 94
	"	May 1, 1916	4 $\frac{1}{2}$	44,200 0 0	994 10 0	4,839 90
	"	Nov. 1, 1916	4 $\frac{1}{2}$	70,300 0 0	1,581 15 0	7,697 85
	"	June 1, 1916	3 $\frac{1}{2}$	69 4 2	1 4 2	5 88
	"	Nov. 1, 1916	3 $\frac{1}{2}$	7,182 8 11	125 13 10	611 70
					19,197 3 6	93,426 25
<i>Loan of 1940-60.</i>						
Canadian Securities.....	year	May 1, 1916	4 $\frac{1}{2}$	101,000 0 0	2,272 10 0	11,059 50
	"	Nov. 1, 1916	4 $\frac{1}{2}$	152,300 0 0	3,426 15 0	16,676 85
	"	June 1, 1916	3 $\frac{1}{2}$	2 2 5		0 18
	"	Dec. 1, 1916	3 $\frac{1}{2}$	8,087 2 4	141 10 6	688 76
	"	July 1, 1916	3 $\frac{1}{2}$	95 3 5	1 13 4	8 11
	"	1, 1916	3	10,478 15 9	157 3 8	764 96
	"	Oct. 1, 1916	4	62,898 9 2	1,257 19 5	6,122 12
					7,257 12 8	35,320 48
Total Sinking Funds.....					67,057 3 7	326,344 94
Carried forward.....						326,344 94

SESSIONAL PAPER No. 2

INTEREST ON INVESTMENTS—*Concluded.*

From what Source Received and Nature of Investment.	Time.	To what Date Paid.	Rate of Interest.	Amount Invested.	Interest Realized.	
			p.c.	\$ cts.	\$ cts.	\$ cts.
Brought forward.....						326,344.94
<i>Montreal Harbour Commissioners.</i>						
Debentures.....	1 year	Jan. 1, 1917	3	9,250 000 00	277,500 00	
	1/2 "	June 30, 1916	3 1/2	14,787,081 69	258,773 93	
	1/2 "	Jan. 1, 1917	3 1/2	15,490,000 00	271,075 00	
	147 d.	June 30, 1916	3 1/2	375,000 00	5,285 96	
	107 "	" 30, 1916	3 1/2	152,918 31	1,568 98	
	35 "	" 30, 1916	3 1/2	165,000 00	553 78	
	121 "	Jan. 1, 1917	3 1/2	115,000 00	1,334 31	
	74 "	" 1, 1917	3 1/2	65,000 00	461 23	
	26 "	" 1, 1917	3 1/2	160,000 00	398 90	816,952 09
Montreal Turnpike Trust Com- mutation money to be applied to arrears of interest.....						5,000 00
<i>Province of Quebec.</i>						
Interest on Debt. Account.....	1 year	Jan. 1, 1917	4	1,473,609 63		58,944 38
Loans to Banks, Finance Act 1914 Sundry Banks.....	Var- ious.	" 1, 1917	5			105,458 12
Loans to Banks, "Call" against Imperial Treasury Bill Certi- ficates.....	"		3 1/2			72,232 12
<i>Grand Trunk Pacific Railway—</i>						
Interest on 3% Mortgage Bonds.	1 year	Jan. 1, 1917	3	33,093,333 23		992,800 00
<i>Canadian Northern Ry.</i>						
Bonds.....	1 year	Nov. 1, 1916	5	10,000,000 00	500,000 00	
Interest Acct.....					41,408 91	541,408 91
<i>Bank of Montreal, London.</i>						
Interest on Current Account.....						611 38
<i>Bank of Montreal, New York.</i>						
Interest on Current Account.....						174,260 39
						3,094,012 33

NOTE.—January and April, 1917, Sinking Funds not included in above.

8 GEORGE V, A. 1918

No. 5

STATEMENT of Casual Revenue paid to the Receiver General for the fiscal year ended March 31, 1917.

From whom Received and Nature of Receipt.	\$	cts.	\$	cts.
<i>Department of Agriculture—</i>				
Sales—Experimental Farms.....	79,538	02		
Sale of publications.....	100	40		
“ lot at Brome.....	810	00		
“ samples, old material, etc.....	322	44		
Refund previous years—Expenditure.....	923	97		
Charges for Seed Testing.....	1,189	90		
Rent of Cold Storage at Grimsby.....	2,006	90		
“ “ Revelstoke.....	50	00		
“ shore St. John River.....	20	00		
Duplicate certificates and badges.....	21	00		
Refund overpayment on freight.....	9	13		
“ “ Custom Duties.....	2	25		
“ “ cattle slaughtered.....	19	83		
Refund unused mileage tickets.....	550	22		
Cattle Inspection.....	6,971	40		
			92,535	46
<i>Department of Customs—</i>				
Sale old material, junk, etc.....	402	46		
Refund previous years—Expenditure.....	714	03		
Conscience money.....	219	02		
Certified copies of documents.....	67	50		
Outstanding cheques.....	343	99		
Rent Sudbury Custom House.....	45	00		
Unclaimed deposit.....	17	10		
			1,809	10
<i>Department of External Affairs—</i>				
Fees.....	19,273	00		
Refund previous years—Expenditure.....	190	45		
			19,463	45
<i>Department of Finance—</i>				
Sales of silver sweep and platinum.....	5,643	34		
“ publications.....	3	55		
“ old stores.....	36	29		
Refund of previous years—Expenditure.....	405	97		
“ “ Fenian Raid Bounty.....	100	00		
“ “ Unclaimed Fair Wage Cheque.....	37	57		
Interest on Excess Circulation.....	58,101	03		
“ Contribution to Poles.....	792	15		
Fees for Registration of Bonds.....	426	50		
Conscience money.....	640	00		
Charges for Refining Gold.....	88,946	46		
“ Refining Silver Chloride.....	30	58		
“ Making Assay.....	33	00		
“ “ Bracket, etc.....	4,425	26		
“ Silver Foil.....	5	00		
Outstanding cheques.....	22,471	46		
Profit on Copper Coinage.....	76,837	95		
“ Silver Coinage.....	567,266	78		
	644,104	73		
Loss on Gold Coinage.....	5,050	42		
			639,054	31
			821,152	47
<i>House of Commons—</i>				
Fees on Private Bills.....	8,572	89		
Refund previous years—Expenditure.....	252	10		
			8,824	99
Carried forward.....			943,785	47

SESSIONAL PAPER No. 2

STATEMENT of Casual Revenue paid to the Receiver General, etc.—*Continued.*

From Whom Received and Nature of Receipt.	\$	cts.	\$	cts.
Brought forward.....			943,785	47
<i>Department of Indian Affairs—</i>				
Sale of books.....		0 60		
“ agency building.....		171 39		
Refund previous years—Expenditure.....	59,459	94		
“ “ Pelagic Sealing.....		420 50		
“ “ Annuities.....	3,778	63		
“ “ Wolf Bounty.....		610 00		
“ “ Civil Government Salaries.....		103 40		
Refund—Advances to Ex-pupils.....		3,636 89		
“ Advances to Indians for Supplies.....		5,781 81		
“ for care of Infant.....		25 50		
“ for Admission to Treaty.....		15 00		
“ overpayment School Cheque.....		4 16		
“ Flooded Lands.....		1,000 00		
Service of Stallion.....		60 00		
Savings of Indian “Baley Pudua”.....		5 45		
Unclaimed wages.....		13 20		
Re Breakwater Rainy Lake.....	2,000	00		
To close Suspense Account.....		66 60		
			77,153	07
<i>Department of Inland Revenue—</i>				
Fees Fertilizer Act.....		743 00		
“ Patent Medicine Act.....		1,417 00		
“ Adulteration of Food Act.....		4,307 90		
“ Feeding Stuffs.....		525 00		
Sale of publications.....		14 98		
“ empties.....		6 00		
Electric Standard Laboratories.....		101 58		
Milk Testing Glasses.....		1,394 75		
Refund previous years—Expenditure.....		307 38		
Special translation.....		291 93		
Refund for instrument lost.....		2 00		
			9,111	52
<i>Department of the Interior—</i>				
Registration Fees, Yukon.....		780 50		
Refund previous years—Expenditure.....	11,597	08		
“ “ Yukon.....	2,234	82		
“ “ Expenditure N.W.T.....		171 00		
Liquor permits.....		63 00		
Sale of teams.....		147 35		
Unclaimed estate, Yukon.....		1,199 63		
			16,193	38
<i>LESS—</i>				
Damages at Alien Camp Banff.....	3 90			
Refund sale of scrap.....	10 40	14 30		
			16,179	08
<i>Department of Justice—</i>				
Sale of old material, Penitentiaries.....		3,272 04		
“ typewriter, Dawson.....		65 00		
Refund previous years—Expenditure.....		251 55		
Sheriff Fees, Dawson.....		618 60		
Unclaimed Balance, Yukon.....		3,833 87		
Underpaid—Judges.....		0 24		
			8,041	30
<i>Department of Labour—</i>				
“Labour Gazette” Subscriptions.....		996 80		
Sale of Publications.....		10 00		
			1,006	80
<i>Department of Marine—</i>				
Refund of previous years—Expenditure.....		1,739 89		
Earnings of Dominion Steamers.....		1,734 14		
Rent of Water Lots, etc.....		10,016 55		
Carried forward.....	13,490	58	1,055,277	24

8 GEORGE V, A. 1918

STATEMENT of Casual Revenue paid to the Receiver General, etc.—*Continued.*

From Whom Received and Nature of Receipt.	\$	cts.	\$	cts.
Brought forward.....	13,490	58	1,055,277	24
<i>Department of Marine—Continued.</i>				
Wages and effects of Distressed Seamen.....		49 28		
Conscience Money.....		395 00		
Radio Telegraph and Wireless Messages.....		8 01		
S. Ruggles pending settlement for Board.....		630 22		
Re Guarantee Co. of N. A.....		971 79		
Use of Machinery.....		459 50		
Interest on Mortgage "Emerald".....		120 00		
Privilege to lay cable.....		1 00		
Re Canadian Vickers for S.S. "J. D. Hazen".....	349,504	05		
Examination of Masters and Mates.....		4,599 93		
Marine Register.....		72 32		
Sale of publications, charts, etc.....		36 35		
" old material, scrap, junk, etc.....		731 82		
" properties.....		340 00		
Sales at Sable Island.....		1,966 65		
Settlement re fitting out "E. V. Bellas".....		4,500 79		
Third payment on boiler.....		66 66		
Overcharged on freight.....		42 80		
Refund of Duty.....		16 24		
Second payment on old house Pelee Island.....		144 80		
	378,087	79		
Less—Re Board of Trade, London, Eng.....		101 59		
			377,986	20
<i>Department of Militia and Defence—</i>				
Refund previous years—Expenditure.....				11,949 33
<i>Department of Mines—</i>				
Sale of Publications.....		487 61		
" Scow, equipment old material, etc.....		1,507 75		
				1,995 36
<i>Department of Naval Service—</i>				
Sale of Publications.....		451 20		
" Fish Fry, etc.....		1,615 85		
" Old Material, empties, etc.....		580 93		
" Fertilizer.....		9,471 08		
" Shippigan Reduction Works.....		2,805 00		
" Schooner "Burlington".....		8,000 00		
Deposit on tender forfeited.....		27 50		
Wireless Operators Examinations and License Fees.....		361 25		
Fees Naval Cadets.....		2,600 00		
Rents and deductions for rent.....		723 97		
Rent Souris Fish Drier.....		151 00		
" of Plots and Reserves.....		36 00		
" Telegraph line, Victoria.....		45 00		
Radio Telegraph Service.....		16,759 81		
Refund Previous Years Expenditure.....		1,931 88		
" License Fees owner not located.....		5 00		
" Claim stolen articles.....		39 00		
" Cost of fence Esquimalt Dock.....		424 47		
Return of Fishing Bounty cheques.....		794 95		
Goods lost in transit.....		3 00		
Over-remitted exchange.....		0 21		
Refund for glass tube lost.....		15 00		
			46,842	10
<i>Post Office Department—</i>				
Overpayment in post office pay list.....				0 01
<i>Department of Printing and Stationery—</i>				
Sale of publications.....		12,575 70		
" waste paper.....		6,282 00		
Profits on Printing.....		2,348 36		
" Stationery.....		116,073 48		
			137,279	54
<i>Public Archives—</i>				
Fees for copying.....				97 97
Carried forward.....			1,631,427	75

SESSIONAL PAPER No. 2

STATEMENT of Casual Revenue paid to the Receiver General, etc.—*Concluded.*

From Whom Received and Nature of Receipt.	\$	cts.	\$	cts.
Brought forward.....			1,631,427	75
<i>Department of Public Works—</i>				
Sale of old material, etc.....	10,817	72		
“ Wharf, Rigaud, Quebec.....	4,000	00		
Sale of condemned horses.....	100	00		
Rent Victoria old Post Office and other.....	94,854	03		
Refund previous years—Expenditure.....	2,304	48		
Overpaid C. S. Boone Dredging Co., Picnic Island.....	9,727	04		
Furniture taken by Dept. M. and D.....	371	25		
Paper lost in transit.....	1	70		
Difference in Area of land in B.C.....	1	25		
Damage to tug by owner of “Dispatch”.....	6,064	85		
Contribution of Quebec Government to Chapeau Bridge.....	5,000	00		
Amount for which no information available.....	773	90		
Final Dividend Superior Cemeu. Co.....	0	58		
Deposit for plan forfeited.....	40	00		
Rent of scow, dredges, etc.....	4,644	63		
Refund unused part of tickets.....	208	20		
Material wrongly paid for.....	71	55		
Return of supplies to tugs, etc.....	9	79		
Payment on account land purchased at Craven.....	702	00		
Privilege to cut hay.....	117	00		
			139,809	97
<i>Department of Railways and Canals—</i>				
Sale of scrap, steel, etc., etc.....	20,373	24		
Refund previous years—Expenditure.....	10	50		
“ Repairs to steamer “City of Toronto”.....	96	22		
“ Cost of damage Rapide Plat Canal.....	29	00		
Interest on Judgment <i>re</i> Beauharrois Canal.....	68	25		
“ Railway Subsidies.....	252,764	44		
Privilege for cutting hay.....	50	00		
Rent of scow, tugs, etc.....	725	16		
			274,116	81
<i>Royal Northwest Mounted Police—</i>				
Refund previous years—Expenditure.....	155	75		
Sale of Post Office Box.....	4	00		
Outstanding cheque.....	141	28		
			301	03
<i>Department of Secretary of State—</i>				
Fees.....			119,825	45
<i>The Senate—</i>				
Fees—Private Bills.....	5,228	35		
“ Certified Copies.....	124	00		
			5,352	35
<i>Department of Trade and Commerce—</i>				
Sale of Publications.....	3	15		
Indemnity Bond.....	2,000	00		
			2,003	15
			2,172,836	51

8 GEORGE V, A. 1918

No. 6

STATEMENT of Total Receipts on account SUPERANNUATION for the fiscal year ended March 31, 1917.

From Whom Received.	Superannuation Revenue R.S.C., Cap. 17, Sec. 18.		Superannuation Fund No. 2 R.S.C., Cap. 17, Sec. 18.	
	\$	cts.	\$	cts.
Charges of Management—				
Assistant Receiver General's Office, Halifax.....			42 00	
" " Charlottetown...	94	00		
" " Victoria.....	58	00		
" " Winnipeg.....	38	00		
		190 00		42 00
Civil Government—				
Agriculture.....	176	89	324	30
Archives.....	59	00	67	82
Auditor General's.....	581	50	231	00
Civil Service Commission.....	93	00		
Commission of Conservation.....			175	00
Customs.....	777	98	490	44
External Affairs.....	121	50		
Finance.....	359	50	143	50
General Consulting Engineer.....	120	00	52	50
Governor General's Secretary's Office.....	105	00	28	00
High Commissioner's Office.....	135	00		
Indian Affairs.....	491	50	42	00
Inland Revenue.....	259	48	235	38
Insurance Department.....	107	00		
Interior.....	1,954	09	210	00
Justice.....	765	50	168	00
Marine.....	377	00	471	63
Militia.....	315	15	519	75
Mines.....	489	50	339	50
Naval Service.....	187	50	309	75
Post Office.....	3,177	05	619	50
Printing and Stationery.....	165	00	126	00
Privy Council.....	212	00	287	00
Public Works.....	435	50	194	25
Railways and Canals.....	259	00	187	25
R. N. W. Mounted Police.....	96	00		
Secretary of State.....	390	85		
Trade and Commerce.....	302	50	371	00
		12,513 99		5,593 57
Legislation—				
House of Commons.....	592	08	238	00
Senate.....	306	31	38	50
Library.....	184	00		
		1,082 39		276 50
Penitentiaries—				
Kingston.....	56	00		
St. Vincent de Paul.....	56	00		
		112 00		
Lighthouse and Coast.....		49 91		
Scientific Institutions.....		6 75		
Steamboat Inspection.....		40 00		
Naval Service.....		80 68		
Carried forward.....		14,075 72		5,912 07

SESSIONAL PAPER No. 2

No. 6—STATEMENT of Total Receipts on account of SUPERANNUATION for the fiscal year ended March 31, 1917.—*Concluded.*

From Whom Received.	Superannuation Revenue R.S.C., Cap. 17, Sec. 18.		Superannuation Fund No. 2 R.S.C., Cap. 17, Sec. 18.	
	\$	cts.	\$	cts.
Brought forward.....		14,075	72	5,912 07
Indian Affairs.....		52	00	
R. N. W. Mounted Police.....		75	72	
Customs.....		3,834	76	2,145 32
Excise.....		2,224	92	1,043 13
Weights, Measures Gas and Electric Light—				
Weights and Measures.....	116	88		38 40
Gas and Electric Light.....	15	72		
		132	60	38 40
Adulteration of Food.....		13	92	
Railways and Canals.....		90	63	
Public Works.....		2	50	
Post Office.....		12,605	03	5,037 38
Trade and Commerce—				
Trade Commissioners.....	79	66		
Culling Timber.....	30	00		
		109	66	
Printing and Stationery.....		123	75	117 25
Interest on Abatements.....				28,086 20
Less Payments—				
Robert Sparks.....	28	09		
J. M. Farrow.....		2	34	
A. Lord.....		0	67	
E. H. Rennie.....	60	00		
		91	10	
Less Allowances paid to the following persons during the year 1916-17. Chargeable to Superannuation No. 2—				
Christopher McRae.....	\$	182	40	
W. L. Ryan.....		352	00	
Wm. Hoey.....		327	00	
F. A. Osborne.....		578	64	
M. H. Morgan.....		513	80	
S. J. Wood.....		328	68	
Geo. H. Roe.....		452	76	
R. G. Davis.....		927	96	
A. H. O'Brien.....	1,886	56		
H. E. Ross.....		144	00	
Jno. L. Scott.....		376	08	
S. B. Jamieson.....	1,069	08		
J. B. Trudel.....	1,105	92		
R. S. B. Young.....	436	32		
Daniel Whelan.....	1,512	00		
H. Bernard.....		179	95	
H. Foster.....		240	00	
P. Davieau.....		64	00	
M. D. Kelly.....		693	24	
	\$11,170	39		11,170 39
		33,250	11	31,209 36

PART III

EXPENDITURE STATEMENTS

SESSIONAL PAPER No. 2

Imperial Government.....	Loan of 1925-28.....	6 " "	Mar. 1, 1917	3 $\frac{1}{2}$	12,404,678 36 $\frac{1}{2}$	217,081 87 $\frac{1}{2}$	217,081 87 $\frac{1}{2}$
" ".....	" 1925-45.....	6 " "	Dec. 1, 1916	4 $\frac{1}{2}$	95,207,351 17 $\frac{1}{2}$	2,142,165 40	2,142,165 40
<i>Payable in New York.</i>							
Sundry persons.....	Bond Loan 1915-35.....	6 months.	Aug. 1, 1916	5	465,000 00	11,625 00	11,625 00
" ".....	" 1915-35.....	6 " "	Feb. 1, 1917	5	551,000 00	13,775 00	13,775 00
" ".....	" 1915-35.....	6 " "	5	20,000 00	230 55	230 55
" ".....	Public Service Loan.....	1 year.....	April 1, 1917	5	75,000,000 00	25,630 55	25,630 55
UNFUNDED.							
" ".....	Post Office Savings Bank.....	1 " "	April 1, 1917	3	*42,582,478 59	1,206,527 65	1,206,527 65
" ".....	Dominion Government Savings Bank.....	1 " "	April 1, 1917	3	*13,633,610 02	395,292 13	395,292 13
Indian Fund.....	Trust Funds.....	1 " "	April 1, 1917	6	1,089,844 37	65,390 65	65,390 65
" ".....	" ".....	1 " "	April 1, 1917	5	620,400 10	31,020 01	31,020 01
" ".....	" ".....	1 " "	April 1, 1917	3	6,031,247 45	180,937 42	180,937 42
Hon. Prov. Treas., Ontario.....	Trust Fund, proportion of Common School Fund.....	1 " "	Jan. 1, 1917	5	*2,639,656 06	73,530 31	73,530 31
Hon. Prov. Treas., Quebec.....	Trust Fund, proportion of Common School Fund.....	1 " "	Jan. 1, 1917	5	*2,639,656 06	58,360 70	58,360 70
Hon. Prov. Treas., Manitoba.....	Manitoba School Lands.....	1 " "	April 1, 1917	3	*4,068,350 37	119,198 61	119,198 61
Hon. Prov. Treas., Alberta.....	Alberta School Lands.....	1 " "	April 1, 1917	3	*3,099,222 01	86,550 43	86,550 43
Hon. Prov. Treas., Saskatchewan.....	Saskatchewan School Lands.....	1 " "	April 1, 1917	3	*3,891,343 21	100,846 82	100,846 82
Three Rivers Harbour Sinking Fund.....	Trust Fund.....	1 " "	April 1, 1917	4	1,820 16	72 81	72 81
Three Rivers Harbour Sinking Fund.....	Trust Fund.....	6 months.	April 1, 1917	4	36 40	0 73	0 73
Land Assurance Fund.....	Trust Fund.....	1 year.....	April 1, 1917	3	7,626 21	73 54	73 54
Sundry Banks.....	Bank Circulation Redemption Fund.....	1 " "	July 1, 1916	3	*5,755,554 26	228 79	228 79
Sundry persons.....	Contractors' Securities.....	1 " "	April 1, 1917	3	*3,915,065 16	169,545 48	169,545 48
" ".....	Retirement Fund.....	1 " "	April 1, 1917	4	*4,394,761 52	128,016 24	128,016 24
" ".....	Superannuation Fund No. 2.....	1 " "	April 1, 1917	6	*493,058 61	154,156 45	154,156 45
" ".....	Insurance Fund.....	1 " "	April 1, 1917	6	*453,171 24	28,086 20	28,086 20
" ".....	Compensation to Seigneurs.....	1 " "	Jan. 1, 1917	6	*34,084 96	23,520 22	23,520 22
" ".....	Compensation to Townships.....	1 " "	Jan. 1, 1917	5	153 06	1,921 32	1,921 32
" ".....	Decayed Pilots Fund.....	1 " "	April 1, 1917	3	7 64	7 64
" ".....	I.C. Ry. and P.E.I. Railway Employee Provident Fund.....	1 " "	April 1, 1917	3	*343,553 72	9,555 18	9,555 18
Militia Council.....	Stratheona Trust Fund.....	1 " "	Nov. 12, 1916	4	300,000 00	12,000 00	12,000 00
" ".....	Stratheona Trust Fund.....	1 " "	Nov. 14, 1916	4	200,000 00	8,000 00	8,000 00
Carried forward.....							20,000 00
							2,852,923 35
							27,030,244 10

8 GEORGE V, A. 1918

INTEREST ON PUBLIC DEBT—Concluded.

To whom paid.	Description.	Time for which interest was paid.	Date to which interest was paid.	Rate of Interest	Amount of Principal.	—	Interest Paid.	Total.
				p.c.	\$ cts.	\$ cts.	\$ cts.	\$ ct.
Brought forward.....								
Sundry Persons.....	Government Annuities Account.....	1 "	April 1, 1917	4	* 3,178,387 67	2,852,923 35	27,030,244 10	
"	National Transcontinental Ry., Medical Fund.....	1 "	April 1, 1917	3	* 5,501 55	111,728 06	
"	National Transcontinental Ry., Apprenticeship Fund.....	1 "	April 1, 1917	3	* 3,509 76	254 65	
Bank of Montreal, Ottawa.....	Interest on Temporary Loan.....	12 days..	July 20 to Aug. 1, 1916.....	5½	2,000,000 00	70 28	
"	"	6 "	July 26 to Aug. 1, 1916.....	5½	3,000,000 00	3,616 44		
						2,712 31		
Bank of Montreal, London.....	Interest on Current Account.....	Mar. 31, 1917	6,328 75	
Sundry persons.....	Debenture Stock.....	6 months.	Aug. 1, 1916	5	44,515,000 00	1,112,875 00	16,926 76	
Bank of Montreal	Interest on New York Temporary Loan	6 "	Feb. 1, 1917	5	19,715,000 00	492,875 00	82,076 49	
							1,605,750 00	
Sundry Banks.....	Discount on Temporary Loan.....	92 days.	Aug. 1 to Nov. 1, 1916.....	5½	21,760 000 00	301,659 06		
"	"	113 " ..	Aug. 10 to Dec. 1, 1916.....	5½	500,000 00	8,513 70		
"	"	93 " ..	Aug. 30 to Dec. 1, 1916.....	5½	520,000 00	7,287 12		
"	"	91 " ..	Sept. 1 to Dec. 1, 1916.....	5½	7,420,000 00	101,745 47		
"	"	132 " ..	Dec. 21 to May 2, 1917.....	5½	8,435,000 00	167,775 61		
"	"	131 " ..	Dec. 22 to May 2, 1917.....	5½	375,000 00	7,402 40		
"	"	161 " ..	Dec. 22 to June 1, 1917.....	5½	375,000 00	9,097 62		
"	"	124 " ..	Dec. 29 to May 2, 1917.....	5½	1,615,000 00	30,176 16		
"	"	120 " ..	Jan. 2 to May 2, 1917.....	5½	14,575,000 00	263,547 93		

SESSIONAL PAPER No. 2

136	"	Jun. 2 to June	5½	1,570,000 00	32,174 25	8,772,322 58
120	"	1, 1917....	5½	23,055,000 00	416,884 92	35,802,566 68
	"	Feb. 1 to June	5½	19,000,000 00	1,045,000 00	
	"	1, 1917....	5½	18,880,000 00	1,038,400 00	
1 year....	"	Jan. 15, 1918	5½	12,120,000 00	666,000 00	
1 "	"	Feb. 15, 1918	5½			
1 "	"	Mar. 15, 1918	5½			
					4,096,264 24	

8 GEORGE V, A. 1918

SINKING FUNDS

To whom Paid.	Loans.	Nature of Investments.	Rate of Interest.	Amount Purchased.	Total.
		Canadian Securities.	%	\$ cts.	\$ cts.
Sundry persons.....	Loan of 1884.....	Loan of 1888-.....	3	112,182 17	
		" 1909-34.....	3 $\frac{1}{2}$	31,427 13	
		" 1914-19.....	3 $\frac{3}{4}$	158,069 34	
		" 1930-50.....	3 $\frac{1}{2}$	339 61	
		" 1920-25.....	4 $\frac{1}{2}$	62,293 34	364,311 59
	Loan of 1930-50.....	" 1897-.....	2 $\frac{1}{2}$	10,706 66	
		" 1888-.....	3	240,696 96	
		" 1909-34.....	3 $\frac{1}{2}$	36,375 63	
		" 1914-19.....	3 $\frac{3}{4}$	106,823 33	
		" 1940-60.....	4	2 15	
		" 1920-25.....	4 $\frac{1}{2}$	129,940 00	524,544 73
	Loan of 1940-60.....	" 1888.....	3	126,585 07	
		" 1909-34.....	3 $\frac{1}{2}$	45,790 89	
		" 1914-19.....	3 $\frac{3}{4}$	46,428 00	
		" 1920-25.....	4 $\frac{1}{2}$	98,306 66	
		" 1897-.....	2 $\frac{1}{2}$	12,593 19	
	Loan of 1915-25.....	" 1915-25.....	5	250,300 00	329,703 81 250,300 00
					1,468,860 13

SESSIONAL PAPER No. 2

CHARGES OF MANAGEMENT.

To Whom Paid.	Service.	\$ cts.	\$ cts.
SAVINGS BANKS AND OFFICES OF THE ASSISTANT RECEIVERS' GENERAL.			
<i>Assistant Receiver General's Office, Toronto, Ont.</i>			
D. Creighton.....	Salary to March 31, 1917.....	3,500 00	
R. Cane.....	" 31, 1917.....	1,700 00	
A. Wilson.....	" 31, 1917.....	1,100 00	
K. Freeman.....	" 31, 1917.....	900 00	
A. W. Steel.....	" 31, 1917.....	850 00	
	Contingencies, including printing and stationery.....	1,622 51	9,672 51
<i>Assistant Receiver General's Office, Montreal, Que.</i>			
City and District Savings Bank, Montreal, P.Q.	Amount paid that institution for acting Assistant Receiver General, year ended March 31, 1917.....	12,000 00	
	Contingencies, including printing and stationery.....	123 05	12,123 05
<i>Assistant Receiver General's Office, Halifax, N.S.</i>			
I. H. Mathers.....	Salary to March 31, 1917.....	2,900 00	
A. C. Johnston.....	" 31, 1917.....	2,000 00	
J. H. Balcom.....	" 31, 1917.....	1,850 00	
M. J. Ring.....	" 31, 1917.....	1,200 00	
M. D. S. Brown.....	" 31, 1917.....	900 00	
	Contingencies, including printing and stationery.....	1,162 83	10,012 83
<i>Assistant Receiver General's Office, St. John, N.B.</i>			
John E. Wilson.....	Salary to March 31, 1917.....	2,500 00	
S. P. McCavour.....	" 31, 1917.....	1,800 00	
R. S. Cowan.....	" 31, 1917.....	1,450 00	
R. Ewing.....	" 31, 1917.....	1,450 00	
E. H. Cameron.....	" 31, 1917.....	1,100 00	
Geo. T. Corbett.....	" 31, 1917.....	900 00	
Thos. H. Lawson.....	" 31, 1917.....	700 00	
	Contingencies, including printing and stationery.....	1,062 50	10,962 50
<i>Assistant Receiver General's Office, Charlottetown, P.E.I.</i>			
P. Pope.....	Salary to March 31, 1917.....	2,900 00	
F. Loughran.....	" 31, 1917.....	1,800 00	
D. A. McKinnon.....	" 31, 1917.....	1,300 00	
H. S. Stewart.....	" 31, 1917.....	900 00	
	Contingencies, including printing and stationery.....	340 05	7,240 05
<i>Assistant Receiver General's Office, Winnipeg, Man.</i>			
H. M. Drummond.....	Salary to February 28, 1917.....	2,750 00	
A. C. McMicken.....	" March 31, 1917.....	2,007 11	
E. W. H. Armstrong.....	" 31, 1917.....	1,900 00	
K. Frederickson.....	" 31, 1917.....	1,300 00	
H. E. Boyd.....	" 31, 1917.....	900 00	
	Contingencies, including printing and stationery.....	504 96	9,362 07
<i>Assistant Receiver General's Office, Victoria, B.C.</i>			
D. B. McConnan.....	Salary to March 31, 1917.....	2,900 00	
W. Winsby.....	" 31, 1917.....	542 50	
S. A. Staden.....	" 31, 1917.....	1,300 00	
T. Knight.....	" 31, 1917.....	1,100 00	
M. F. Gower.....	" 31, 1917.....	800 00	
	Contingencies, including printing and stationery.....	1,449 89	8,092 39
Carried forward.....			67,465 40

8 GEORGE V, A. 1918

CHARGES OF MANAGEMENT—Continued.

To Whom Paid.	Service.	\$	cts.	\$	cts.
	Brought forward.....			67,465	40
	<i>Savings Banks, Nova Scotia.</i>				
T. Campbell.....	Salary to March 31, 1917, Sherbrooke.....		250 00		
F. W. Homer.....	" 31, 1917, Barrington.....		300 00		
G. E. Jost.....	" 31, 1917, Guysboro.....		300 00		
J. W. Morris.....	" 31, 1917, Wallace.....		250 00		
J. M. Rudolphe.....	" 31, 1917, Lunenburg.....		500 00		
J. Redden.....	" 31, 1917, Kentville.....		500 00		
E. D. Tremaine.....	" 31, 1917, Port Hood.....		300 00		
W. W. Atwood.....	" 31, 1917, Shelburne.....		300 00		
	<i>Savings Bank, New Brunswick.</i>				
W. A. Park.....	Salary to March 31, 1917, Newcastle.....		400 00		
	Contingencies, including printing and stationery.....		1,653 97	4,755	97
	PUBLIC DEBT.				
	<i>Printing, advertising, inspection, express charges, etc.</i>				
Bank of Montreal.....	Cables and telegrams.....		84 22		
	Advertising.....		255 99		
	Express.....		4 60		
	Printing and stationery.....		478 27	823	08
	<i>Commission for payment of interest on Public Debt, purchase of Sinking Funds.</i>				
Bank of Montreal.....	For services as Financial Agents in London for year ended Dec. 31, 1917, at rate of £150 per Million of Debt.....		54,405 48		
	One-eighth of one per cent paid Bank of Montreal, New York, for payment of interest coupons and notes.....		37,804 87		
	One-eighth of one per cent for purchase of Sinking Funds in Canada.....		209 42	92,419	77
	<i>Brokerage on purchase of Sinking Funds.</i>				
Bank of Montreal.....	For one quarter of one per cent brokerage			3,323	92
	<i>English Bill Stamps, Postage, etc.</i>				
Bank of Montreal.. ..	Postage.....		1,264 32		
	Stamps.....		1,290 59		
	Commutation of Stamp Duty		158 17		
			2,713 08		
	<i>Less—Sundry fees for issue of certificates.....</i>		283 72	2,429	36
	<i>Printing, advertising, inspection, express charges, etc.</i>				
American Bank Note Co	Printing notes.. ..		283,882 50		
Dominion Express Co....			9,416 48		
Canadian Express Co....			18,723 81		
Canadian Northern Ex- press Co			12 15		
American Express Co....			49 46		
Courtney & Sears.....	Insurance on notes		103 26		
Bank of Montreal-Cables, etc			8 77		
W. L. Ball	Salary to May 31, 1917		400 00		
	Carried forward.....		312,596 43	171,217	50

SESSIONAL PAPER No. 2

CHARGES OF MANAGEMENT—*Concluded.*

To whom paid.	Service.	\$ cts	\$ cts
	Brought forward	312,596 43	171,217 50
	<i>Printing, advertising, inspection, etc.—Concluded.</i>		
American Bank Protec-	Burglar Alarm, Ottawa	50 00	
tive Co.	Seals.....	117 50	
Porter Safety Seals..			
American Machinists,	Repairing Pens..	38 65	
Limited..	Duty on Seals..	20 53	
Collector of Customs. .	Labour handling gold	42 00	
Sundry persons	Printing.....	295 00	
American Bank Note Co.	Legal services King vs. Louis Racco.....	153 50	
J. J. Curran.....			
Marwick Mitchell Peat	Re Northern Crown Bank..	250 00	
& Co..			
Goldie and McCulloch,		55 70	
Limited..	Scales.....	50 00	
F. J. Cletheroe.....	Cartage..	14 50	
Sullivan and Brown	King vs. Robitaille.....	435 30	
E. Fabre Surveyer	Removal of foreign coin	10,515 04	
Sundry Banks.....			324,634 15
	<i>Statutory, Currency Act of 1910.</i>		
Ottawa Branch Royal			
Mint—			
Prof. A. Stanfield.....	Trial of Pyx.....	172 50	
Prof. Wm. Nicol.....	“	166 50	
Prof. W. H. Ellis.....	“	181 00	
Sundry persons.....	Assistance of the trial of the Pyx.....	14 89	
			534 89
			496,386 54

REDEMPTION OF DEBT.

To whom paid.	Service.	\$ cts.	\$ cts.
Sundry persons.....	Dominion Stock issue B 3½ per cent.....	27,400 00	
“	“ “ F, 3½ per cent.....	250 00	
“	“ “ 1896, 3½ per cent.....	10,000 00	
			37,650 00
“ —.....	“ War Savings Certificates.....		46,483 00
“	Temporary Loan, New York.....		24,713,000 00
Bank of Montreal, Ottawa....	“		5,000,000 00
Sundry Banks.....	Treasury Bills redeemed.....		30,200,000 00
			59,997,133 00

8 GEORGE V, A. 1918

AN ACCOUNT OF all Allowances or compensations granted as Retiring Allowances or Superannuation in all Services, paid during the Fiscal Year ended March 31, 1917.

Year when Superannuated.	Annual Allowances.	Age at Retirement.	Number of Years Service.	Number of Years added.	Cause of Retirement.	Name and Nature of Service at Time of Retirement.	Salary at Time of Retirement.	Average salary three previous Years.	Amount paid during the Fiscal Year.	Number of months paid.
	\$ cts.						% cts.	\$ cts.	\$ cts.	
1912	1,746 66	65	32		Age	Abbott, S. A., Hansard Staff	2,800 00	2,729 16	1,746 66	12
1912	1,609 96	72	29		" and ill-health	Adams, Edwin, Chairman, Board Steamboat Inspection	2,800 00	2,775 80	1,609 96	12
1913	801 11	74	40		"	Adams, Joshua F., Clerk in Customs, Surinam	1,200 00	1,144 45	801 00	12
1903	1,225 00	56	35		To promote efficiency	Alexander, Wm. H., 1st Class Clerk, Dept. of Marine and Fisheries	1,800 00	1,750 00	1,224 96	12
1897	176 00	59	22		Age and abolition of office	Allard, Wm., Landing Wailer, New Carlisle	400 00	400 00	175 92	12
1904	694 38	48	29		Ill-health	Allen, H. S., St. 2nd Class Clerk, Toronto Post Office	1,200 00	1,197 22	694 32	12
1906	920 00	68	23		Age	Ambrose, J. D., Dominion Appraiser of Customs	2,000 00	2,000 00	919 92	12
1910	1,182 75	53	27		Ill-health	Anni, M. H., Invertebrate Palaeontologist in Geological Survey, Dept. of Mines	2,350 00	2,190 28	1,182 62	12
1915	958 62	70	44		Age and failing health	Anderson, J. D., R. M. Clerk, Montreal District	1,400 00	1,369 45	958 56	12
1895	238 00	36	15		Ill-health	Archambault, Marie P., Jr. 2nd Class Clerk, Ottawa P.O.	800 00	793 33	237 96	12
1904	176 00	58	32		"	Archer, Wm., Light-keeper, North Tracadie, N.B.	275 00	275 00	176 01	12
1905	388 66	52	22		Physical infirmity	Ardagh, Henry H., Clerk, Customs, Toronto	900 00	883 33	388 56	12
1915	1,386 00	64	33		Age and failing health	Ardoun, Geo. G. V., Div. 2-A, Dept. of Labour	2,100 00	2,100 00	1,386 00	12
1888	232 00	49	21		Ill-health	Argyle, Thomas, Light-keeper, Race Rocks, B.C.	600 00	600 00	273 00	12
1907	322 00	67	23		Age and physical infirmity	Ashwood, Jos. C., Customs Locker, Halifax	700 00	700 00	321 96	12
1915	840 00	61	47		"	Asselin, J. E., Div. 3-A, House of Commons	1,200 00	1,200 00	840 00	12
1904	1,011 50	63	21		" and abolition of office	Audet, Alphonse, Keeper of Records, Dept. of Secretary of State	2,450 00	2,408 33	1,011 48	12
1893	192 06	62	21		Abolition of office	Auger, J. Lockman, Beauharnois Canal	291 00	291 00	192 00	12
1907	1,322 22	67	40		Age	Ammond, W. H., 1st Class Clerk, Dept. Militia and Defence	1,900 00	1,888 88	1,321 29	12
1911	435 00	72	30		"	Backhouse, Wm., Sub-collector of Customs at Port-Burwell	900 00	758 33	434 92	12
1897	360 00	48	18		Abolition of office	Bailey, Geo. O., 2nd Class Railway Mail Clerk, Three Rivers	1,050 00	1,000 00	360 00	12
1914	1,218 00	67	29		Age and ill-health	Bailey, Horace Henry, 2nd Div. A, Patent Examiner, Agriculture Department	2,100 00	2,100 00	1,218 00	12
1915	364 00	77	36		"	Baker, Thomas, Light-keeper, Peases Is., N.S.	520 00	520 00	363 96	12
1897	682 50	38	45		To promote economy	Balderson, J. H., Secretary, Department of Railways and Canals	2,350 00	2,275 00	682 44	12
1911	648 00	60	27		Ill-health	Baldwin, H. A., Clerk, Auditor General's Office	1,200 00	1,200 00	648 00	12
1906	928 00	57	32		" and to promote efficiency	Baldwin, R. W., 2nd Class Clerk, Privy Council Office	1,500 00	1,450 00	927 96	12
1907	529 00	64	33		Age and ill-health	Barber, B. F., St. 3rd Class Clerk, Hamilton	850 00	816 66	538 92	12
1884	224 00	51	14		To promote efficiency and economy	Barcelo, J. E., Clerk in Post Office, Montreal, P.Q.	800 00	800 00	223 92	12

8 GEORGE V, A. 1918

AN ACCOUNT of all Allowances or Compensations granted as Retiring Allowances or Superannuation, etc.—Continued.

Year when Superannuated.	Annual Allowances.	Age at Retirement.	Number of Years Service.	Number of Years added.	Cause of Retirement.	Name and Nature of Service at Time of Retirement.	Salary at Time of Retirement.	Average salary three previous Years.	Amount paid during the Fiscal Year.	Number of months paid.
	\$	cts.					\$	cts.	\$	cts.
1910	415 49		27		Ill-health.	Bradley, John, 3rd Division, Subdivision B, P.O. Dept.	800 00	769 44	415 44	12
1901	354 20		39		Age and infirmity.	Bradley, R., Lock Tender, Welland Canal.	506 00	506 00	354 12	12
1901	313 72		31		Ill-health.	Bradley, C. W., Lock Tender, Welland Canal.	506 00	506 00	313 68	12
1905	260 97		40		Age and ill-health.	Bradley, James, Lockmaster, New Welland Canal.	372 82	372 82	261 00	12
1908	1,545 50		80	33	"	Brenner, James J., Inspector of Customs.	2,500 00	2,341 66	1,545 48	12
1914	632 73		56	27	"	Brennan, P. J., Clerk, Post Office, Halifax.	1,300 00	1,171 72	632 64	12
1916	1,179 75		63	33	"	Breunan, P. J., Div. 2-A, P. O. Dept.	1,850 00	1,787 50	294 93	8
1917	648 00		75	27	"	Briand, A. clerk, Customs, Halifax.	1,200 00	1,200 00	54 00	1
1915	1,750 00		72	49	"	Briegal, Frederick, Supt. Ry. Mail Ser., Montreal.	2,500 00	2,500 00	1,749 96	12
1912	387 83		73	26	"	Brittain, Joseph, Landing Waiter, Bowmanville.	800 00	745 83	387 72	12
1906	686 40		50	33	"	Brophy, W. M., Jr., 2nd Class Clerk, P. O. Dept.	1,090 00	1,040 00	686 40	12
1916	1,652 50		66	43	" and failing health.	Brough, James S., Div. 1-B, Timber and Grazing Branch.	2,500 00	2,375 00	1,652 48	12
1908	344 40		68	37	" disability.	Brydges, John, Lock Labourer, Cornwall Canal.	492 00	492 00	344 40	12
1891	1,270 00		60	35	" failing health.	Bucke, P. E., 1st Class Clerk, P. O. Dept.	1,800 00	1,800 00	1,260 00	12
1904	340 00		39	17	Ill-health.	Buckley, Jas., Jr., 2nd Class Clerk.	1,000 00	1,000 00	339 96	12
1905	928 00		75	19	Age.	Buist, Andrew, Tide Waiter, St. John, N.B.	600 00	600 00	228 00	12
1903	1,050 00		63	38	" and abolition of office.	Burns, Thomas, 1st Class Clerk, Hamilton P. O.	1,500 00	1,500 00	1,050 00	12
1908	840 00		60	36	" and to promote efficiency.	Burton, E. J. W., Collector of Customs, Port-Hope, Ont.	1,200 00	1,200 00	840 00	12
1904	127 97		45	11	Ill-health.	Bush, H. T., Letter Carrier, Winnipeg.	600 00	581 67	117 26	11
1910	309 03		51	20	"	Bussell, John, Letter Carrier, Winnipeg.	2 75 10 day	772 58	309 00	12
1913	482 02		53	28	Failing eyesight.	Burrows, Wm., Letter Carrier, Winnipeg.	800 75	800 75	481 92	12
1913	528 00		69	22	Age and ill-health.	Bysho, F. R., Clerk, 3 Div. A, Indian Affairs.	1,200 00	1,200 00	528 00	12
1913	264 00		62	22	" failing health.	Cadotte, Alphonse, Letter Carrier, Montreal.	600 00	600 00	264 00	12
1912	1,273 13		74	53	" ill-health.	Cahill, J. H., Collector Inland Revenue, Quebec.	1,925 00	1,818 75	1,273 08	12
1901	522 00		51	29	Ill-health and to promote efficiency.	Caldwell, Thos., Clerk, Customs, Halifax.	900 00	900 00	522 00	12
1913	1,120 00		58	41	Failing health.	Cameron, D. M., Excise Officer, Hamilton, Ont.	1,600 00	1,600 00	1,119 96	12
1902	840 00		69	35	Age and infirmity and to promote efficiency.	Cameron, John, 1st Class Clerk, P. O., Fredericton, N.B.	1,200 00	1,200 00	840 00	12
1906	664 04		65	32	Age and ill-health.	Cameron, J. W. H., Railway Mail Clerk, Halifax District.	1,110 00	1,037 56	663 96	12
1916	1,155 78		60	28	" physical infirmity.	Cameron, Alex, McK, appraiser of Customs, Toronto.	2,100 00	2,063 89	770 48	8
1915	1,120 00		64	39	"	Campbell, J., Div. 2-B, Customs Dept.	1,600 00	1,600 00	1,119 96	12
1901	352 33		50	21	Ill-health.	Campbell, John, 2nd Class Clerk, Ry. Mail Service, Halifax.	900 00	838 88	352 32	12
1911	980 00		55	35	"	Campbell, J. M., Asst. Postmaster, Charlottetown.	1,400 00	1,400 00	980 00	12

8 GEORGE V, A. 1918

AN ACCOUNT of all Allowances or Compensations granted as Retiring Allowances or Superannuation in all Services.—Continued.

Year when Super-	Annual Allowances.	Age at Retirement.	Number of Years Service.	Number of Years added.	Cause of Retirement.	Name and Nature of Service at Time of Retirement.	Salary at Time of Retirement.	Average salary three previous Years.	Amount paid during the Fiscal Year.	Number of months paid.
	\$ cts.						\$ cts.	\$ cts.	\$ cts.	
1912	1,058 75	61	43	Failing health	Cox, W. T., 1st Class Clerk in Post Office Inspector office, London, Ont.	1,500 00	1,475 00	1,058 64	12
1909	840 00	54	36	Ill-health	Crisp, A. C., Clerk, Hamilton P.O.	1,200 00	1,200 00	840 00	12
1906	816 00	53	34	"	Crocker, Wm., St. 2nd Class Clerk, Office of Supt. Railway Mail Service, Toronto	1,200 00	1,200 00	816 00	12
1908	513 14	62	29	Age and to promote efficiency.	Crow, A. C., Clerk, Halifax P.O.	900 00	900 00	513 12	12
1900	207 00	50	23	Bodily infirmities.	Cullis, William, Lightkeeper, Manitoulin Island	450 00	450 00	207 00	12
1910	1,042 66	53	36	Ill-health	Curran, Alfred, 1st Class Clerk, Toronto, P.O.	1,500 00	1,489 51	1,042 56	12
1904	152 00	60	19	"	Currie, E. P., Preventive Officer, Abercorn, Quebec	400 00	400 00	12 66	1
1903	325 00	59	25	Bodily infirmity	Currie, George, Lightkeeper, Isles of Corros, Ont.	650 00	650 00	324 96	12
1909	1,218 47	60	31	Ill-health	Currier, J. E. W., Clerk, Dept. Rys. and Canals	2,100 00	1,965 28	1,218 36	12
1914	116 66	63	21	Age and failing health	Cyrt, Honore, Preventive Officer of Customs, St. Hilaire,	400 00	277 77	106 92	11
1903	252 00	68	21	" and infirmity	*Dagg, Richard, Mail Transfer Agent, London	600 00	600 00	42 00	2
1912	806 66	74	33	Failing health	Dagenau, D. C., Ry. Mail Clerk, Quebec	1,250 00	1,216 63	806 64	12
1909	465 83	57	26	"	Dagenais, F. S., Clerk, Montreal P.O.	900 00	895 83	426 91	11
1906	329 33	39	16	"	Dale, Miss L. E., Jr., 2nd Class Clerk, Dept. Indian Affairs.	1,100 00	1,029 16	329 28	12
1906	286 20	65	27	Age	Dancause, Geo., Scaman and Carpenter, Grosse Isle Quarantine Station	534 16	530 00	262 35	11
1900	138 32	50	19	Ill-health	Darby, Barnet, Lock-labourer, Welland Canal	364 00	364 00	138 24	12
1914	420 00	74	39	Age and ill-health	Darcy, W., Messenger, Ottawa Post Office	600 00	600 00	420 00	12
1914	4,344 00	67	32	Ill-health	Daubney, B., Clerk Post Office Department, Ottawa	2,100 00	2,100 00	1,344 00	12
1895	288 00	43	16	To promote economy	Davelny, George, Gullier, Quebec	900 00	900 00	288 00	12
1917	384 00	63	24	Age	Daveau, P., Messenger, Agriculture	800 00	800 00	64 00	2
1914	928 00	63	19	Age and ill-health and to promote efficiency and economy	*Davis, R. G., Officer in Supreme Court	1,600 00	1,600 00	927 96	12
1888	84 00	60	21	Age	Dawson, John, Preventive Officer, Wolfe Island	200 00	200 00	84 00	12
1914	1,255 00	66	30	"	Dawson, William, Excise, Inland Revenue Division of Guelph.	2,200 00	2,091 66	1,254 96	12
1904	192 00	67	24	" and inability.	De Lamorandiere, P. R., Keeper of Killarney Lights	400 00	400 00	192 00	12
1911	1,013 33	52	32	Failing eyesight	De Lisle, J. seph, B. 2 Division, Indian Affairs	1,600 00	1,583 33	1,013 28	12
1914	939 17	60	38	Age and ill-health	DeLaney, E. J., 2nd Class Clerk, Halifax Post Office	1,400 00	1,341 67	939 12	12
1914	430 70	56	24	Failing eyesight	DeLong, Isaiah P. E., Letter Carrier, Grade "E," Toronto P.O.	939 00	897 30	430 68	12
1898	680 40	50	27	Ill-health	Denare, J. C., Overseer, Welland Canal	1,260 00	1,260 00	680 40	12
1893	537 60	52	28	"	Denis, A., Mail Clerk, Montreal Division	960 00	960 00	537 60	12
1894	166 61	50	26	Injury received while on duty.	*Demmeny, J., Assistant Bridge-keeper, Cornwall	326 41	320 41	166 56	12

SESSIONAL PAPER No. 2

1904	830 64	63	28	Age and loss of memory	De Rosting, Alfred, 1st Class Clerk, Post Office, Montreal.	1,500 00	1,483 33	830 64	12
1905	336 54	33	24	Abolition of office	Deschamps, J. B., Collector of Canal Tolls.	700 00	700 00	336 54	12
1889	80 00	33	9 1/2	Abolition of office	DeSerres, Geo., Cullers' Office, Quebec	400 00	400 00	273 34	41
1914	913 89	72	15	Age and failing health	Dewar, G. R., Railway Mail Clerk, Montreal District.	1,400 00	1,305 55	913 89	12
1905	183 94	47	35	Ill-health	Dibbs, D. A., Letter Carrier, London.	\$2 per d.	613 16	183 84	12
1911	279 00	79	31	Age and to promote efficiency	Dick, Andrew, Lightkeeper at Point Porphyry.	450 00	450 00	279 00	12
1901	176 00	62	22	" " and failing health	Dickinson, W. E., Lightkeeper, West End, Long Point.	400 00	400 00	175 92	12
1913	1,890 00	68	37	Ill-health	Dingman, N. J., Inspector Inland Revenue for Kingston District.	2,800 00	2,700 00	1,890 00	12
1902	217 60	48	31	" " and failing health	Doane, Isaac, Lightkeeper, Cape Sable, N.S.	480 00	480 00	322 40	12
1904	217 00	73	31	Age	Doane, Joshua, Lightkeeper, Bunker Island, N.S.	350 00	350 00	216 96	12
1900	324 00	38	18	Ill-health	Dodds, E. W., Collector, Inland Revenue	900 00	900 00	324 00	12
1909	526 21	47	25	Failing health	Doller, W. J., Railway Mail Clerk, Toronto.	1,150 00	1,052 42	526 20	12
1904	868 00	63	31	Age and failing health	Dongliay, Wm., Excise Officer, Hamilton Division.	1,400 00	1,400 00	867 96	12
1913	1,032 50	64	39	" " and failing health	Doncet, Eugene, Clerk, Customs, Quebec.	1,700 00	1,475 00	1,032 48	12
1904	1,575 00	78	47	Ill-health	Douglas, John, Surveyor, Customs, Toronto.	2,250 00	2,250 00	1,575 00	12
1914	552 00	73	32	Age	Dougherty, W. A., Preventive Officer, Customs, St. John.	900 00	862 50	552 00	12
1906	556 80	54	29	" " and to promote efficiency	Doyle, James J., Railway Mail Clerk, London District.	960 00	960 00	556 80	12
1908	1,077 22	70	35	" " and to promote efficiency	Doyle, Patrick, Immigration Agent, Quebec	1,800 00	1,538 89	179 52	2
1912	743 75	68	43	" " and ill-health	Dufresne, Auguste, 2nd Class Clerk, Montreal Post Office.	1,200 00	1,062 50	743 64	12
1901	792 00	59	33	Ill-health	Duggan, E. J., Hansard Staff	2,800 00	2,724 99	1,579 41	12
1895	980 00	57	38	To promote efficiency	Duncan, R., 2nd Class Clerk, Montreal Post Office.	1,200 00	1,200 00	792 00	12
1916	1,600 00	76	43	Age	Dunlevie, H. G., 2nd Class Clerk, P. O. Department.	1,400 00	1,400 00	979 92	12
1911	653 33	69	35	" " and ill-health	Dunlop, C., Dep. Col. Inland Rev., Chatham	1,500 00	1,500 00	525 00	6
1906	706 66	46	24	Bodily infirmity	Dunn, John, Collector of Customs, Abercorn, Que.	1,000 00	933 33	653 28	12
1887	1 00	50	25	Ill-health	Dunn, J. P., 2nd Class Clerk, Dept. of Inland Revenue	1,500 00	1,472 22	706 56	12
1877	499 56	42	24	" " and ill-health	Dupont, C. J., Inspector of Inland Revenue, B. C.	2,200 00	2,200 00	1,099 92	12
1901	672 00	51	28	Failing health	Eager, J. B., Clerk, Post Office, Hamilton.	1,160 00	1,073 00	499 56	12
1902	952 00	65	34	Age and ill-health	Earle, R. H., Excise Officer, Inland Revenue, Perth, Ont.	1,200 00	1,200 00	672 00	12
1910	733 33	76	35	Ill-health	Eckersley, John, Chief Clerk, Customs, Halifax.	1,400 00	1,400 00	951 96	12
1897	432 00	67	18	To promote efficiency and economy	Edge, W. F., Customs Looker, Quebec.	1,150 00	1,133 33	793 32	12
1917	1,050 00	62	36	Age	Egan, Jas., Inspector of Weights and Measures, London, Ont.	1,200 00	1,200 00	432 00	12
1914	523 00	47	22	Ill-health	Egner, A., Excise, Guelph.	1,500 00	1,500 00	262 50	3
1897	204 52	41	13	To promote efficiency and economy	Ellis, Rachel G., Timber and Grazing Branch, III "A."	1,200 00	1,200 00	528 00	12
1910	406 00	57	29	Ill-health	Embury, W. J., 3rd Class Clerk, Belleville Post Office	800 00	786 66	204 48	12
1903	672 00	62	37	Age and ill-health	Erwin, W., Lightkeeper, Pt. Atkinson, B. C., Dept. Marine & Fish.	700 00	700 00	405 96	12
1903	576 00	58	30	Ill-health, etc	*Essex, F. J., 1st Class Railway Mail Clerk, London Division.	960 00	960 00	112 00	2
1915	849 05	75	31	Age	Farman, Daniel, Railway Mail Clerk, Montreal Division	960 00	960 00	576 00	12
1901	303 75	54	39	Abolition of office	Farrow, Asher, Goderich, Collector of Customs	1,400 00	1,369 44	849 00	12
1905	728 00	73	26	" " and ill-health	Farley, G. J., Look Master, Lock 26, Cardinal	506 25	506 25	303 72	12
1910	675 00	64	27	Age and ill health	Farley, J. F., Collector of Canal Tolls.	1,400 00	1,400 00	727 92	12
1911	1,470 00	61	38	Failing health	Fawcett, Edgard Asst. Customs Appraiser, Victoria, B. C.	1,250 00	1,250 00	675 00	12
1910	830 86	52	35	Age and to promote efficiency	Fawcett, G. H., Clerk, Dept. Customs	2,100 00	2,100 00	1,470 00	12
1914	896 91	63	33	" " and ill-health	Fearnside, J. H., Sr. 2nd Class Clerk, Hamilton P. O.	1,200 00	1,187 00	830 76	12
1888	240 00	35	15	Age and to promote efficiency	Fenerty, A. H., Senior Clerk, Customs, Halifax.	1,500 00	1,358 06	896 88	12
1905	840 00	79	40	Age	Ferguson, Horace, 3rd Class Clerk, P. O. Inspector's Office, Victoria	800 00	800 00	240 00	12
1912	856 64	69	40	" " and failing health	Ferguson, David, Collector of Customs, Chatham, N. B.	1,200 00	1,200 00	840 00	12
1904	1,121 16	60	31	" " and ill-health	Filion, H. D., Railway Mail Clerk, Montreal District.	1,300 00	1,223 78	856 56	12
					Fillean, L. H., 1st Class Clerk, Railways and Canals.	1,850 00	1,808 33	1,121 16	12

8 GEORGE V, A. 1918

AN ACCOUNT OF all Allowances or Compensations granted as Retiring Allowances or Superannuation, &c.—Continued

Year when Superannuated.	Annual Allowances.	Age at Retirement.	Number of Years Service.	Numbers of Years added.	Cause of Retirement.	Name and Nature of Service at Time of Retirement	Salary at Time of Retirement.	Average salary three previous Years.	Amount paid during the Fiscal Year.	Number of months paid.
	\$ cts.						\$ cts.	\$ cts.	\$ cts.	
1912	500 00	44	25	...	Ill-health.	Finnegan, Edward, Clerk in Customs, Port of London.	1,100 00	1,100 00	549 96	12
1909	246 50	62	29	...	Age and to promote efficiency.	Firth, C. M., Lightkeeper, Coffin's Island, N. S.	460 00	425 00	246 48	12
1914	3,500 00	63	35	...	"	Fitzgerald, Wm., Superintendent of Insurance	5,000 00	5,000 00	3,499 92	12
1909	680 56	64	25	...	"	Flynn, D. J., Excise Officer, Toronto.	1,400 00	1,361 11	680 52	12
1913	902 22	62	38	...	Ill-health.	*Flynn, John, Railway Mail Clerk, London District	1,400 00	1,288 89	75 18	12
1916	1,096 67	60	37	...	Age and ill-health	Flynn, Wm., Post Office, Hamilton	1,600 00	1,566 67	274 14	3
1912	203 16	69	46	...	" and to promote efficiency	Forbes, H. A., Sub-collector of Customs, Port Hastings, N. S.	500 00	411 65	203 16	12
1916	3,500 00	71	41	...	" and to physical infirmity	Fortescue, L., Comptroller R. N. W. M. Police.	5,000 00	5,000 00	2,126 30	74
1916	720 00	62	24	...	"	Forster, Henry, Excise, London	1,500 00	1,500 00	240 00	4
1903	1,008 00	63	28	...	" and ill-health	Foster, Geo. L., Accountant of Penitentiaries, Ottawa	1,800 00	1,800 00	1,008 00	12
1915	1,048 53	71	38	...	" and failing health.	Rox, Thomas, 1st Class Excise-man, Inland Revenue, Ottawa.	1,500 00	1,497 91	1,048 44	12
1916	638 52	57	34	...	Ill-health.	Frank, E., Letter Carrier, Hamilton.	939 00	939 00	319 26	6
1897	260 00	44	13	...	Abolition of office	Fraser, H. White, Inspector N.W.M.P.	1,000 00	1,000 00	259 92	12
1910	1,352 22	63	36	...	Age.	Frechette, Achille, Chief of Translation Staff, House of Commons.	3,000 00	2,788 89	1,952 16	12
1916	868 00	66	31	...	" and failing health	French, J. L., Ry. Mail Clerk, Montreal.	1,400 00	1,400 00	625 31	12
1914	930 42	76	38	...	Failing health.	Furios, J. L., Railway Mail Clerk, Quebec, Dist.	1,400 00	1,329 17	930 60	9
1903	576 00	47	30	...	Ill-health.	Gabriel, J. McN., 1st Class Railway Mail Clerk.	960 00	960 00	528 00	11
1903	728 50	61	31	...	Age and ill-health.	Gagnon, Zoel, 2nd Class Clerk, Quebec Post Office.	1,200 00	1,175 00	728 40	12
1899	197 60	38	13	...	Failing eyesight	Galbraith, J., 3rd Class Clerk, Toronto Post Office.	700 00	700 00	137 52	12
1913	430 00	79	30	...	Age and failing health	Gallagher, Francis, Clerk in Customs Office, Quebec.	750 00	750 00	450 00	12
1901	252 00	64	18	...	" and infirmity.	Gallagher, Frank, Preventive Officer, St. John, N. B.	700 00	700 00	252 00	12
1904	384 00	71	32	...	Age and to promote efficiency	Garnault, Maxime, Tide Waiter, Montreal.	600 00	600 00	384 00	12
1912	344 00	58	20	...	Failing health.	Gariopy, J. B., Porter Grade E, Montreal, P. O.	860 00	860 00	343 92	12
1911	1,050 00	69	43	...	Age.	Garrison, W. A., Surveyor of Customs at Halifax, N.S.	1,500 00	1,500 00	1,050 00	12
1909	204 00	42	17	...	Ill-health	Gauthier, Avila, Letter Carrier, Montreal.	600 00	600 00	204 00	12
1912	476 23	70	35	...	Age and ill-health.	Gauthier, Pierre, Bridge-keeper Lachine Canal.	680 33	680 33	476 16	12
1914	623 88	62	36	...	"	George, F. G., Letter Carrier, Grade "E", Ottawa, P. O.	939 00	891 25	623 88	12
1912	3,500 00	62	45	...	" and ill-health.	Gerald, W. J., Deputy Minister of Inland Revenue	5,000 00	5,000 00	3,500 00	12
1901	231 70	64	33	...	"	*Gibson, R., Lock-tender, Welland Canal.	351 00	351 00	57 90	3
1908	1,750 00	67	37	...	" and failing health.	Gill, William, Inspector of Inland Revenue, B.C.	2,500 00	2,500 00	1,750 00	12
1915	455 00	64	38	...	" ill-health and failing eyesight.	Gilkie, H. A., Lightkeeper and Engineer, Sambro, N.S.	650 00	650 00	454 92	12
1897	360 00	38	15	...	To promote efficiency and economy.	Gillen, Alfred, 2nd Class Clerk, Belleville Post Office.	1,200 00	1,200 00	360 00	12

8 GEORGE V, A. 1918

AN ACCOUNT OF Allowances or Compensations granted as Retiring Allowances or Superannuation, &c.—Continued.

Year when Super-	Annual Allowances.	Age at Retirement.	Number of Years Service.	Number of Years added.	Cause of Retirement.	Name and Nature of Service at Time of Retirement.	Salary at Time of Retirement.	Average salary three Previous Years.	Amount paid during the Fiscal Year.	Number of months paid.
	\$ cts.						\$ cts.	\$ cts.	\$ cts.	
1914	1,088 00	69	34	...	Age.	Hebert, Charles D., Collector of Inland Rev., Three Rivers	1,600 00	1,600 00	1,088 01	12
1914	1,960 00	62	43	...	" and failing health.	Henry, K. J., Immigration Br., Interior Dept.	2,800 00	2,800 00	1,959 96	12
1914	760 28	75	35	...	"	Heath, E. L., Preventive Officer, Brantford	1,100 00	1,086 11	760 20	12
1888	129 00	39	15	...	Injuries received while on duty.	Heath, Daniel, Lock Labourer, Cornwall Canal	430 00	430 00	129 00	12
1910	1,855 55	68	39	...	Age and ill-health	Henderson, James, P. O. Inspector, Toronto	2,700 00	2,622 22	1,835 52	12
1899	392 00	65	14	...	" and to promote efficiency.	Hiam, W. H., Land Agent, Brandon	1,400 00	1,400 00	391 92	12
1901	245 74	61	35	...	" and ill-health	Higgins, N., Lock-tender, Welland Canal	351 06	351 06	163 76	8
1905	228 92	61	32	...	"	Higgins, Richard, Bridge-tender, Welland Canal	337 69	337 69	228 84	12
1901	693 34	60	26	...	"	Hill, A. M., Deputy Collector of Inland Revenue, St. Stephen, N.B.	1,333 00	1,333 00	693 24	12
1912	327 08	53	19	...	Ill-health.	Hocky, William, Letter Carrier, Hamilton	860 75	860 75	327 00	12
1907	1,846 25	70	35	...	Age and infirmity	Hoffman, Geo. C., Assistant Director, etc., Geological Survey	2,700 00	2,637 50	1,846 20	12
1898	700 00	48	28	...	Ill-health and abolition of office.	Hopkirk, J. E., 1st Class Clerk, Post Office Inspector's Office, Kingston	1,250 00	1,250 00	699 99	12
1887	1,216 00	44	22	10	Abolition of office.	Howe, Sydenham, Dominion Auditor, Halifax, N. S.	1,900 00	1,900 00	1,215 96	12
1916	700 00	79	36	...	Age and failing health	Howie, Alex., Excise, Guelph	1,000 00	1,000 00	408 31	7
1908	270 66	55	21	...	" and physical infirmity	House, Wm. Taylor, Landing Waiter, Bridgeburg	700 00	644 44	270 60	12
1897	400 00	54	20	...	Ill-health.	Hudson, A., Excise Officer, Montreal	1,000 00	1,000 00	399 96	12
1897	560 00	63	20	...	To promote efficiency & economy	Huggard, R. T., Inspector of Gas and Weights and Measures	1,400 00	1,400 00	559 92	12
1912	846 45	63	27	...	Ill-health	Hunt, G. A., Div. 2 B., Post Office Department	1,600 00	1,567 50	846 36	12
1904	224 00	61	23	...	Age and ill-health.	Hunt, William Josiah, Landing Waiter, Sherbrooke	700 00	700 00	321 96	12
1913	224 00	62	21	...	" and infirmity	Hyslop, S. N., Preventive Officer, St. Stephen, N. B., Customs	700 00	700 00	291 00	12
1907	777 00	68	37	...	" and failing health	Ironsides, G. A., Collector of Inland Revenue, Port Arthur	1,160 00	1,110 00	777 00	12
1914	912 88	61	26	...	" and in public interest.	Jameson, Samuel B., Collector of Customs, and Dep. collector Inland Rev., Regina	1,800 00	1,755 55	1,069 08	12
1901	340 00	38	17	...	Ill-health.	Jackson, J. A., 2nd Class Clerk, Post Office Department	500 00	411 11	340 00	12
1910	726 39	78	25	...	Age.	Jessup, Edward, Collector of Customs, Prescott, Ont.	1,500 00	1,452 78	726 36	12
1914	335 94	57	22	...	Ill-health and in public interest.	Johnson, M. F., Letter Carrier Montreal Post Office	939 00	899 88	335 88	12
1912	560 00	72	41	...	"	Jones, Albert, Ry. Mail Clerk, Toronto District	800 00	800 00	559 92	12
1897	1,120 00	50	28	...	Abolition of office.	Jones, Allan, Post Office Inspector, Barrie	2,000 00	2,000 00	1,119 96	12
1913	473 52	60	42	...	Age.	Jones, James G., Lockmaster, Smith's Falls	676 46	676 46	473 52	12
1906	350 00	72	25	...	"	Jones, C. B., Collector of Customs, Weymouth, N.S.	700 00	700 00	349 92	12
1914	2,450 00	67	39	...	In the public interest.	Jones, C. J., Asst. Governor General's Secretary	3,600 00	3,500 00	2,449 92	12
1911	380 00	61	19	...	Age and failing health.	Joule, A. J., Sub-Collector Customs, Gateway, B.C.	1,000 00	1,000 00	379 92	12
1902	192 00	62	16	...	" and infirmity.	Kearns, Robert, Letter Carrier, Kingston, Ont	600 00	600 00	192 00	12

SESSIONAL PAPER No. 2

1896	693 33	38	20	Ill-health	Kelly, M. D., Marine and Fisheries Dept.	1,750 00	1,733 33	693 33	12
1894	216 00	45	18	"	Kennedy John, Letter Carrier, London	600 00	600 00	216 00	12
1917	1,948 33	41	41	Age and ill-health	Kent, S. B., Fishing Bounty Officer, Naval Dept.	2,800 00	2,783 33	487 08	3
1892	167 04	47	29	Injuries while on duty	Keys, Jas., Lock Labourer, Upper-Brewer's Locks, Rideau Canal	288 00	288 00	167 04	12
1895	209 00	33	11	Reorganization of Board of Civil Service Examiners and to promote economy	Keys, J. A., Department of Secretary of State	1,000 00	950 00		
1907	260 00	66	26	Age and physical infirmity	Kingsbury, Wm. C., Preventive Officer, Atholstan, Quebec	600 00	500 00	208 92	12
1912	610 78	63	26	Ill-health	Kinney, John, Ry. Mail Clerk, Calgary District	1,250 00	1,174 58	610 78	12
1916	1,386 00	72	35	Age	Kirkpatrick, R., Sub-Collector Customs, Debec, N.B.	600 00	600 00	420 00	12
1912	1,120 00	62	42	" and failing health	Knight, F. E., Dept. Militia and Defence	2,100 00	2,100 00	391 21	34
1898	206 68	61	32	"	Kreps, W. H., clerk sub-division B—2nd div. Post Office Dept.	1,600 00	1,600 00	1,119 95	12
1916	2,213 89	68	40	" and to promote efficiency	Lafleur O., Ferryman, Beauharnois Canal	322 94	322 94	206 68	12
1903	336 00	52	28	To promote efficiency	Laframboise, Louis, Chief Translator, House of Commons	3,300 00	3,265 55	373 78	2
1901	1,260 00	68	41	Ill-health	Lagace, P., Letter Carrier, Montreal	600 00	600 00	336 00	12
1907	270 00	62	27	Age and ill-health	Lambert, F. N., 1st Class Clerk, Militia Department	1,800 00	1,800 00	1,260 00	12
1905	639 83	61	33	"	Lambert, Wm. McG., Light-keeper, Chantry Island, Ont.	500 00	500 00	270 00	12
1899	162 00	75	27	" and infirmity	Lamer, J. E., Landing Waiter, Montreal	1,000 00	969 44	639 72	12
1900	2,380 00	66	35	" and to promote efficiency in service	Landry, Elmore, Light keeper, Carleton, Que.	300 00	300 00	162 00	12
1897	324 00	66	27	Ill-health	* Langevin, E. J., The Clerk of the Senate	3,463 00	3,400 00	1,784 97	9
1916	980 00	56	36	Age and infirmity	Lapointe, P., Letter Carrier, Montreal	600 00	600 00	324 00	12
1907	202 57	65	30	Age and ill-health	Lapointe, T., Clerk, Post Office, Montreal	1,400 00	1,400 00	471 52	6
1898	334 33	36	17	Reduction of staff	Larante, Regis, Lockman, Ste. Anne's Lock	337 62	337 62	202 56	12
1907	1,020 00	53	34	Ill-health	* Larn, A. O., 2nd Class Clerk, Post Office Insp. Office, Montreal	1,000 00	983 33	27 86	1
1914	980 00	71	40	Age and ill-health	Larose, Antoine, 1st Class Clerk, Montreal Post Office	1,500 00	1,500 00	1,020 00	12
1901	1,085 00	64	39	"	Larue, E. P., Tide Surveyor, Quebec	1,600 00	1,400 00	979 92	12
1915	792 00	66	33	" and failing health	Larose, T. C., 1st Class Clerk, Militia Department	1,550 00	1,550 00	1,085 00	12
1905	980 00	62	43	" and to promote efficiency	Larose, Joseph, Senate Doorkeeper	1,200 00	1,200 00	792 00	12
1903	1,130 00	69	38	Abolition of office	Laurin, Alphonse, Chief Clerk, Customs, Montreal	1,400 00	1,400 00	979 92	12
1897	420 00	74	14	Age and to promote efficiency	* Laviole, Francis A., Cashier, Customs, Montreal	1,700 00	1,700 00	793 28	8
1908	292 24	74	21	"	Lawlor, R. A., Collector In. Rev. and Insp. of Gas, Chatham, N.B.	1,500 00	1,500 00	420 00	12
1916	673 50	75	27	Age and to promote efficiency	* Law, W. S., Sub-collector, Customs, Tilsonburg	800 00	695 83	194 80	8
1909	840 00	67	35	" and ill-health	Layton, Geo. A., Preventive Officer, Customs, Truro, N.S.	1,250 00	1,247 22	112 24	2
1894	138 00	64	23	" and failing health	Lawson, J. A., Clerk, Charlottetown, P. O.	1,200 00	1,200 00	840 00	12
1907	816 00	70	34	" and to promote efficiency	Lazier, R., Lockmaster, Shannonville	300 00	300 00	138 00	12
1909	191 33	68	37	" and to promote efficiency	LeBlanc, J. A. W., Senior 2nd Class Clerk, P. O. Inspector's Office, Quebec	1,200 00	1,200 00	816 00	12
1903	128 04	56	34	Abolition of office	Le Blanc, Chas. P., Lightkeeper, Cassie Point, N.B.	320 00	273 33	191 28	12
1915	1,067 25	74	32	Age and physical infirmity	Leduc C., Lockmaster, Beauharnois Canal	291 00	291 00	128 04	12
1904	340 56	54	32	Ill-health	Lee, Edward, First Class Excise Officer, London	1,500 00	1,481 25	1,007 16	12
1909	248 34	68	17	Age and infirmity	LeFort, Pierre, Lockmaster, Beauharnois Canal	532 14	532 14	340 56	12
1907	180 00	46	15	Ill-health	Legare, E., Letter Carrier, Quebec	730 41	730 41	248 28	12
1905	560 00	59	35	Abolition of office	Legault, O., Letter Carrier, Ottawa	600 00	600 00	180 00	12
1903	112 20	38	11	Ill-health	Legault, J. E., Collector of Canal Tolls	800 00	800 00	559 92	12
1911	1,750 00	75	43	Age	Leguerrier, J. B., Letter Carrier, Montreal	510 00	510 00	112 20	12
1905	337 70	67	22	" and ill-health	Lemieux, H. A., Inspector of Customs	2,500 00	2,500 00	1,749 95	12
1913	1,965 83	66	41	" and bodily infirmity	Lepine, Louis, Inland Revenue, Quebec	780 00	767 50	337 70	12
1902	1,820 00	62	46	"	Leslie, John, Office, Sub-division A, of 1st Division Dept. of Justice	3,000 00	2,808 33	1,965 72	12
					Lesueur, W. D., Secretary Post Office Department, Ottawa	2,600 00	2,600 00	1,819 92	12

SESSIONAL PAPER No. 2

1902	240 00	57	20	Mental unfitness for performance of duty	McKillop, J., Messenger, Post Office Inspectors Office, Toronto.	600 00	600 00	240 00	12
1910	658 00	51	29	Ill-health.	Mackinnon, W. C., Ry. Mail Clerk, Halifax	1,156 00	1,100 00	637 92	12
1909	1,260 00	54	35	"	Madore, J. A., Assistant P. O. Inspector, Montreal	1,800 00	1,800 00	1,260 00	12
1915	640 56	71	40	Age and ill-health.	Mahar, John Grade E., Letter Carrier, Halifax	939 00	915 09	640 56	12
1912	464 80	52	27	"	Mallman, J. A., Letter Carrier, St. John, N.B.	860 75	860 75	464 80	12
1894	108 00	37	18	Abolition of office.	Mallane, Thos., Deputy Supervisor of Cullers.	300 00	300 00	108 00	12
1907	560 00	57	35	Ill-health.	Maingy, Philip, Ry. Mail Clerk, Ottawa.	800 00	800 00	559 92	12
1907	832 21	70	35	Age and ill-health.	*Malbroeuf, Arthur, Chief Landing Waiter, Montreal.	1,200 00	1,188 88	554 80	8
1908	366 44	41	17	Ill-health and to promote efficiency.	Maracle, Miss F. K., Jr. 2nd Class Clerk, Dept. of Indian Affairs.	1,000 00	1,077 77	366 36	12
1915	1,368 88	77	62	Age.	Matthew, Geo. F., Customs Surveyor, St. John, N.B.	2,000 00	1,955 55	1,368 84	12
1903	276 00	69	23	" and to promote efficiency.	Marks, John, Letter Carrier.	600 00	600 00	276 00	12
1882	196 00	34	14	Ill-health.	Marter, W. P., Excise Office, Sincere.	700 00	700 00	195 96	12
1906	156 00	51	26	In the public interest.	Martin, Jules G., Lightkeeper, Little Metis, Quebec.	300 00	300 00	156 00	12
1915	1,516 66	64	42	Age and failing health.	Mason, Frederick, Excise Officer Inland Revenue, Perth.	2,200 00	2,156 66	1,516 66	12
1904	405 00	62	36	" and ill-health.	Masson, E., Quarantine Station, Grosse Isle.	675 00	675 00	405 00	12
1899	1,680 00	59	36	Ill-health.	Matheson, D., Superintendent Savings Banks, Post Office Dept.	2,400 00	2,400 00	1,680 00	12
1916	696 00	50	29	"	May, Ida M., Clerk, Post Office Dept.	1,200 00	1,200 00	232 00	4
1909	672 00	65	43	Age and defective eyesight.	McNees, Augustus, Ry. Mail Clerk, Montreal District.	960 00	960 00	672 00	12
1916	920 00	65	30	" ill-health.	*Meredith, W. E., Customs, Toronto.	1,530 00	1,533 33	229 98	3
1897	421 93	65	25	To promote efficiency.	Merriman, L. T., Collector of Customs, Stanstead, Que.	843 00	843 00	421 92	12
1888	320 00	46	18	Abolition of office.	Mickleburgh, F. H., Ocean Mail Clerk.	800 00	800 00	319 92	12
1903	216 00	54	18	Failing eyesight.	Miggus, M., Letter Carrier, Montreal.	600 00	600 00	216 00	12
1889	280 00	40	5 $\frac{1}{2}$	To promote efficiency and economy.	Miller, H. J., Assistant Collector, Slides and Boons, Que.	1,400 00	1,400 00	279 96	12
1907	687 20	61	31	Age and ill-health.	Miller, John G., Railway Mail Clerk, New Brunswick.	1,160 90	1,108 39	687 12	12
1907	240 45	60	37	"	Milne, Chas., Lock Labourer, Rideau Canal.	343 50	343 50	240 36	12
1901	528 00	40	22	Ill-health and abolition of office.	Miquelon, A. C., Assistant Postmaster, Sherbrooke, Que.	1,200 00	1,200 00	528 00	12
1915	840 00	74	37	Age and infirmity.	*Mitchell, Thomas, Customs Clerk, Toronto.	1,200 00	1,200 00	560 00	8
1907	328 56	63	24	" and ill-health.	Mitchell, W. F., Letter Carrier, Montreal.	684 51	684 51	328 56	12
1906	1,251 27	63	35	Ill-health.	Moloney, Daniel, Asst. Post Office Inspector, London.	1,800 00	1,758 96	1,436 40	14
1909	466 91	51	26	"	Monkman, A. H., Clerk, Toronto Post Office.	900 00	897 91	466 80	12
1909	536 80	55	29	"	Montgomery, Robt., Ry. Mail Clerk, Ottawa District.	960 00	960 00	536 80	12
1912	360 49	47	21	" and failing eye sight.	Moore, T. E., Jr. 2nd Class Clerk, Montreal P. O.	900 00	858 33	360 48	12
1913	313 80	43	18	"	Morgan, M. H., Porter, Post Office Department, Vancouver, B.C.	871 66	871 66	313 80	12
1904	72 00	45	18	Abolition of office.	Morris, Chas. E., Sub-collector of Customs, Harbourville, N.S.	200 00	200 00	72 00	12
1901	263 12	62	26	Age and failing health.	Mosier, L., Lock-tender, Welland Canal.	506 00	506 00	263 04	12
1909	810 66	54	32	Abolition of office.	Mulhern, M. M., Collector of Inland Revenue and Inspector of Electricity, Cornwall.	1,300 00	1,266 66	810 60	12
1912	288 34	63	39	Age.	Mullin, Thos., Lock labourer, Williamsburg Canal.	411 92	411 92	288 21	12
1904	300 00	48	25	Ill-health.	Murphy, Edward, Letter Carrier, Toronto.	600 00	600 00	300 00	12
1909	395 20	57	31	"	Murphy, John, Ry. Mail Clerk, Montreal District.	960 00	960 00	395 20	12
1901	416 00	46	26	"	Murphy, Wm., 2nd Class R. M. Clerk.	800 00	800 00	415 92	12
1915	888 89	59	32	"	Murray, Alexander, Ry. Mail Clerk, St. John.	1,400 00	1,388 89	888 84	12
1914	532 10	61	30	Age and ill-health.	Mundy, W. A., Letter Carrier, Hamilton.	939 00	886 83	532 09	12
1916	654 38	65	38	" and failing health.	Myers, Robt., Letter Carrier, Grade F, Halifax.	939 00	934 83	634 36	12
1884	270 00	30	27	Ill-health.	McCaffrey, F., Messenger, Finance Department.	500 00	500 00	270 00	12
1884	120 00	30	13	"	McCaffrey, J. F.	490 00	490 00	160 00	15
1916	473 66	73	28	Age.	McCart, Peter, Preventive officer, St. John.	850 00	845 83	118 41	3

8 GEORGE V, A. 1918

AN ACCOUNT of all Allowances or Compensations granted as Retiring Allowances or Superannuation, etc.—Continued.

Year when Super-	Annual Allowances.	Age at Retirement.	Number of Years Service.	Number of Years added.	Cause of Retirement.	Name and Nature of Service at Time of Retirement.	Salary at Time of Retirement.	Average salary three previous Years.	Amount paid during the Fiscal Year.	Number of months paid.
	\$ cts.						% cts.	% cts.		
1915	1,120 00	69	46		Age and failing memory.	McCarthy, D. F., Div. II "P", Post Office Department.	1,600 00	1,600 00	1,119 96	12
1916	480 00	58	30		Physical infirmity.	McClive, John, Landing Water, St. Catharines.	800 00	800 00	480 00	12
1916	572 00	54	26		Ill-health.	McComick, Edgar, Customs, Annapolis Royal.	1,100 00	1,100 00	571 92	12
1873	505 12	39	14		Infirmary.	*McCreia, W. H., Chief Clerk of Customs.	1,910 00	1,910 00	420 90	10
1908	300 56	73	26		Age.	McCreary, Robt., Lockmaster, Rideau Canal.	578 00	578 00	175 28	7
1882	176 00	38	11		Ill-health.	McDonald, D. A., Clerk, Charlottetown, P. O.	800 00	800 00	175 92	12
1892	285 60	67	34		Age and physical debility.	McDonald, L., Light-keeper, Ingonish, N. S.	420 00	420 00	285 60	12
1902	448 00	67	28		" and infirmity.	McDonald, Francis, 3rd Class Clerk, Kingston Post Office.	800 00	800 00	293 98	6
1915	945 00	65	27		" and ill-health.	McElroy, James, Div. 11, Privy Council.	1,800 00	1,750 00	945 00	12
1907	2,240 00	61	28		" to promote efficiency.	McGee, John J., Clerk of the Privy Council.	4,000 00	4,000 00	2,240 00	12
1906	280 00	63	33		"	McGie, Donald B., Sub-collector of Customs, Esquimaux, Que.	400 00	400 00	279 96	12
1907	176 00	64	22		"	Melrose, D. J., Caretaker, Quarantine Sta., Pt. Edward, Sydney.	400 00	400 00	176 00	12
1913	449 75	75	36		" and bodily infirmity.	*McKay, James, Sub-collector of Customs, St. George, N.B.	680 00	612 50	449 64	12
1911	474 83	75	33		"	*McKay, Robt., Light-keeper, North Canso.	719 41	719 41	39 56	1
1914	290 40	60	33		"	*McLeod, J. E., Superintendent Ry. Mail Service, Toronto.	440 00	440 00	290 40	12
1914	1,662 50	60	38		" to promote efficiency and economy.	McMahon Wm., Asst. King's Printer and Comptroller of Stationery.	2,375 00	2,375 00	534 16	4
1910	1,155 00	54	20		Ill-health.	McMeekin, Miss L. D., Jr. 2nd Class Clerk, Dept. of the Interior.	3,000 00	2,887 50	1,155 00	12
1904	342 83	41	17		Age.	McMillan, Robert P., Sub-collector of Customs, Cardinal, Ont.	1,048 33	1,048 33	342 84	12
1903	560 00	60	39		Ill-health.	McMordie, A., Letter Carrier, Toronto.	800 00	800 00	550 92	12
1913	482 02	59	28		"	McNair, W. C., Letter Carrier, Toronto.	860 75	800 75	481 92	12
1909	368 29	49	25		"	*McNichol, Andrew, 1st Class Clerk, Post Office, St. John.	\$2 25 p.d.	736 58	368 28	12
1904	892 50	59	35		Failing health.	*McNicol, John, Clerk, 2nd Div. Sub-div. A, Finance Dept.	1,275 00	1,275 00	818 13	11
1911	1,470 00	71	36		Age.	McPherson, A. F., Accountant, Inland Revenue, Hamilton.	2,100 00	2,100 00	1,470 00	12
1897	700 00	56	25		Ill-health.	*McPhie D., Inspector of Gas-Electricity, Hamilton District Inld. Revenue.	1,400 00	1,400 00	699 96	12
1912	1,120 00	76	28		"	McRobert, W. H., 2nd Class Railway Mail Clerk, Halifax.	2,000 00	2,000 00	466 65	5
1899	288 00	45	18		Defective eyesight.	McRae, C., Railway Mail Clerk, Nova Scotia.	800 00	800 00	288 00	12
1907	182 47	63	14		Physical infirmity.	McShane, J. P., Letter Carrier, Montreal.	640 00	651 67	182 40	12
1900	372 00	54	31		Loss of memory.	McTaggart, John, Dominion Lands Office, Winnipeg.	600 00	600 00	372 00	12
1907	552 00	60	23		Age and to promote efficiency.	Nadeau, M., Sub-collector Customs, Clair, N.B.	1,200 00	1,200 00	552 00	12
1912	367 50	73	21		"	Nash, Samuel S., Collector Inland Revenue, Charlottetown, P.E.I.	1,000 00	875 00	367 44	12
1911	1,007 20	77	40		"		1,500 00	1,436 11	1,007 16	12

8 GEORGE V, A. 1918

AN ACCOUNT OF all Allowances or Compensations granted as Retiring Allowances or Superannuation, etc.—Continued.

Year when Superannuated.	Annual Allowances.	Age at Retirement.	Number of Years Service.	Number of Years added.	Cause of Retirement.	Name and Nature of Service at Time of Retirement.	Salary at Time of Retirement.	Average salary three previous Years.	Amount paid during the Fiscal Year.	Number of Years paid.
	\$	cts.					\$	cts.	\$	cts.
1910	322 00	82	44	...	Age.....	Peters, J. G., Light-keeper, Low Point, N.S.....	460 00	160 00	321 96	12
1912	716 44	73	36	...	Ill-health.....	Peters, W. N., Railway Clerk, Montreal division.....	1,250 00	1,194 08	716 40	12
1912	384 00	66	32	...	Age and ill-health.....	*Pettit, J. B., Asst. Inspector Weights and Measures, Quebec.....	600 00	600 00	64 00	12
1916	1,512 00	61	18	...	Age.....	Phelan, Daniel Dr., Kingston Penitentiary.....	2,700 00	2,700 00	1,512 00	12
1911	463 53	54	29	...	Ill-health.....	Phillips, Percy, Letter Carrier, London, Ont.....	860 75	795 75	461 52	12
1916	630 00	73	46	...	Age.....	Pigeon, C., Tide Waiter, St. John.....	900 00	900 00	157 52	3
1898	295 62	59	30	...	Ill-health.....	Pilson, Hy., Lockmaster, Rideau Canal.....	492 70	492 70	285 56	12
1899	520 00	60	20	...	Age and incapacity.....	Piper, H., Inspector Weights and Measures, Toronto.....	1,300 00	1,300 00	519 96	12
1897	520 00	73	26	...	Ill-health.....	Pitcher, R. J. N., Indian Agent, Kenora, Ont.....	1,000 00	1,000 00	519 96	12
1910	496 00	56	31	...	Ill-health.....	Plamondon, O., Sr. 3rd Class Clerk, Quebec Post Office.....	800 00	800 00	495 96	12
1897	254 00	41	22	...	".....	Plante, Gaspard, Letter Carrier, Montreal Post Office.....	600 00	600 00	264 00	12
1899	256 00	40	16	...	".....	Plouffe, F. X., 3rd Class Clerk.....	800 00	800 00	255 96	12
1900	300 00	71	25	...	Age and to promote efficiency.....	Plumpton, G. W., Letter Carrier, St. John, N. B.....	600 00	600 00	300 00	12
1907	296 33	42	14	...	Failing eyesight.....	Plunkett, Joseph, M., Clerk Privy Council Office.....	1,100 00	1,058 33	296 28	12
1913	1,134 00	69	27	...	Age and failing health and to promote efficiency.....	Polkinghorne, John A., Clerk of Sessional Papers, House of Commons.....	2,100 00	2,100 00	1,134 00	12
1901	520 00	48	26	...	Ill-health.....	Poole, H., 2nd Class Clerk, Ottawa P. O.....	1,000 00	1,000 00	519 96	12
1902	170 33	59	32	...	".....	Poirier, A., Lockmaster, Carillon Canal.....	276 14	266 14	156 09	11
1912	210 00	61	37	...	Age.....	Porter, E. H., Sub-collector Customs, Port Wade, N.S.....	300 00	300 00	210 00	12
1913	4,900 00	70	39	...	" and abolition of office.....	Portanger, David, late Assistant Chairman of Government Railways Managing Board.....	7,000 00	7,000 00	4,899 96	12
1897	357 06	52	15	...	To promote efficiency and economy.....	Powell, John, 3rd Class Clerk, Belleville Post Office.....	1,190 27	1,190 27	357 00	12
1915	1,069 44	44	25	...	Ill-health.....	Powell, Arthur Ed., Asst. Acct., Agriculture.....	2,300 00	2,138 89	1,069 44	12
1916	700 00	76	48	...	Age.....	Proper, F. S., Collector of Customs, Henningford, Que.....	1,000 00	1,000 00	700 00	12
1914	1,634 44	64	39	...	In the public interest.....	Prior, Oswald, Chief Clerk Customs, Halifax.....	1,690 00	1,477 77	1,034 40	12
1903	528 00	70	24	...	Age.....	Quessell, Jules, Collector, Chambly Canal.....	1,100 00	1,100 00	528 00	12
1885	420 00	47	30	...	Ill-health.....	Radechke, R., Clerk, Customs, Guelph.....	700 00	700 00	420 00	12
1914	539 75	69	32	...	Age.....	Reed, Wm., Preventive Officer, Toronto.....	960 00	862 50	534 72	12
1915	604 00	61	24	...	".....	Reed, Wm., Curator Senate Reading Room, Ottawa.....	1,250 00	1,258 33	603 96	12
1897	1,024 00	48	16	...	To promote efficiency and economy.....	Ralph, Arthur R. F., Deputy Superintendent General of Indian Affairs.....	3,200 00	3,200 00	1,023 96	12
1912		64	38	...	Age and ill-health.....	Reeves, C., Letter Carrier, Toronto P. O.....	860 75	860 75	602 52	12

SESSIONAL PAPER No. 2

1913	204 08	75	28	Age and bodily infirmity.....	Reeves, Samuel, Keeper of Range Lights, Ile St. Thérèse, P.Q....	380 00	364 41	204 00	12
1907	525 33	61	24	Ill-health.....	Reifenstein Miss G. C., Jr, 2nd Class Clerk, Dept. Ind. Affairs.	1,100 00	1,094 41	525 24	12
1914	420 60	68	30	Age.....	Richards, Alphonse, Light-keeper, Quebec	600 00	600 00	420 00	12
1906	388 19	50	22	Ill-health.....	Richardson, William, Railway Mail Clerk, Toronto District....	900 00	882 26	388 20	12
1902	534 65	71	34	" and infirmity.....	Richey, W. M., Lockmaster, Smith's Falls.	786 25	786 25	534 60	12
1910	1,190 00	65	38	Age.....	Widout, J. G., Accountant, A. R. G.'s Office Toronto.	1,700 00	1,700 00	1,189 92	12
1902	260 00	53	26	Ill-health.....	Rivers, Robt., Light-keeper, Miscon, N. B.	500 00	500 00	259 92	12
1907	350 00	68	35	Age and bodily infirmity.....	Roddick, Robert, Lighthouse Keeper, Gull Island, Ont.	500 00	500 00	320 76	11
1913	452 83	48	19	Physical infirmity.....	Roe, Geo. H., Sub-collector of Customs at Union Bay.	1,200 00	1,191 66	432 76	12
1916	540 00	79	30	Age.....	Rogerson, Jno., Preventive Officer, St. John	900 00	900 00	135 00	3
1908	175 00	72	45	".....	Root, Albert, Keeper of Light, Grenadier Island, Ont.	250 00	250 00	174 96	12
1885	112 00	55	14	Ill-health.....	Ross, Angus, Lighthouse Keeper, Bird Island.	400 00	400 00	111 96	12
1915	420 00	69	37	Age and impaired health.....	Ross, Elijah, Light-keeper, Negro Pt. N. B.	600 00	600 00	420 00	12
1914	893 41	64	34	" and promote efficiency and economy.....	Ross, Jho. D., Ky. Mail Clerk, Nova Scotia.	1,400 00	1,313 84	893 40	12
1913	144 00	54	18	Ill-health.....	Ross, H. E., Deputy Collector Inland Revenue, Prince Albert.	400 00	400 00	144 00	12
1913	658 00	58	19	".....	Rouleau, Alfred, Sub-div. B, 2nd Div., Public Works.	1,600 00	1,600 00	607 92	12
1913	659 21	70	26	".....	Routhier, A. A., Railway Mail Clerk, Quebec District	1,400 00	1,267 72	659 16	12
1890	93 12	40	16	".....	Roy, Joseph, Lockman, Beauharnois Canal.	290 83	290 83	93 12	12
1895	140 64	67	24	".....	Roy, M., Lockman, Beauharnois Canal.	293 00	293 00	140 64	12
1915	1,245 75	71	33	Age and to promote efficiency.....	Russell, Wm., Div. 11 "A" Dept. of Customs, Ottawa.	1,950 00	1,887 50	1,245 72	12
1895	672 00	43	28	To promote efficiency.....	Russell, A. J. H., Department of Public Works.	1,200 00	1,200 00	672 00	12
1910	368 00	45	23	Failing eyesight.....	*Ruthven, A., Sr. 3rd Class Clerk, Windsor P. O.	800 00	800 00	172 64	4
1911	384 00	44	16	Ill-health.....	Ryan, W. L., Clerk, Dept. Railways and Canals	1,200 00	1,200 00	352 00	11
1910	1,068 60	76	43	Age.....	Samson, Jos., Inspector of Steamboat Boilers and Machinery, Quebec	1,600 00	1,519 44	1,063 56	12
1907	1,003 00	65	32	".....	Sancton, G. F., Clerk, Asst. Rec. General's Office, St. John, N. B.	1,600 00	1,575 00	1,008 00	12
1903	201 25	50	35	Ill-health.....	Sargent, Robert, Lock Labourer, Rideau Canal.	287 50	287 50	201 24	12
1898	390 00	71	30	Age and infirmity.....	Sargent, D., Collector of Customs, Barrington.	650 00	650 00	390 00	12
1901	672 00	68	43	" failing health.....	Saulter, James, Railway Mail Clerk, Toronto.	960 00	960 00	672 00	12
1907	245 00	63	35	" ill-health.....	Schofield, Fergus, Light-keeper, Port Maitland, Ont.	350 00	350 00	244 92	12
1910	422 86	53	30	Ill-health.....	Scholes, Adam, Mail Transfer Agent, Toronto P. O.	782 50	704 66	422 76	12
1903	504 00	67	21	Age and to promote efficiency.....	Scott, John, 2nd Class Clerk, Winnipeg Post Office.	1,200 00	1,200 00	504 00	12
1903	440 00	54	22	Ill-health.....	Scott, J. H., Jr. 2nd Class Clerk, Post Office Department.	1,000 00	1,000 00	439 92	12
1914	376 11	53	21	".....	Scott, Jho. L., Letter Carrier "E", Toronto.	939 00	895 50	376 08	12
1903	215 00	57	24	".....	Seely, Nail, Light-keeper, Head Harbour, N. B.	800 00	450 00	216 00	12
1909	540 00	71	24	".....	Seymour, A. J. B., Clerk, Post Office Department.	1,100 00	1,100 00	540 00	12
1909	840 00	57	35	".....	Shanley, C. J. H., Sr. 2nd Class Clerk, London P. O.	1,200 00	1,200 00	840 00	12
1909	343 33	78	24	Age.....	Sharp, D. M., Sub-collector, Customs, Toronto.	750 00	715 27	343 32	12
1914	1,856 25	75	27	".....	Shakespeare, Noah, Postmaster, Victoria.	3,500 00	3,437 50	1,856 16	12
1917	768 05	71	36	".....	Shangnessy, Jno., Customs, St. Stephen.	1,100 00	1,097 22	768 00	2
1888	403 20	44	21	Ill-health.....	Shaw, G. A., Railway Mail Clerk.	960 00	960 00	403 20	12
1913	389 00	51	18	".....	Shaw, G. M., Clerk in Post Office Inspector's office, Quebec.	1,250 00	1,080 55	388 92	12
1915	455 89	51	22	".....	Sheehan, M. J., Preventive Officer, Customs, Halifax.	1,050 00	1,036 11	455 88	12
1914	539 22	69	23	Age and ill-health.....	Sherritt, James, Customs, Moncton.	1,200 00	1,172 23	539 16	12
1897	283 72	61	28	Injury sustained while in discharge of his duties.....	Shields, Timothy, Lockmaster, Cornwall Canal.	506 66	506 66	283 68	12
1906	357 62	60	27	Ill-health.....	Short, W. S., Letter Carrier, London.	2,25 p. d.	662 26	357 60	12
1899	840 00	57	35	".....	Sims, J. C., 2nd Class Clerk, Montreal Post Office.	1,200 00	1,200 00	840 00	12
1901	1,260 00	59	35	Impaired eyesight.....	Simpson, J. B., Auditor General's Office.	1,800 00	1,800 00	1,260 00	12

SESSIONAL PAPER No. 2

1911	1,586 66	64	38	Age and ill-health	Synoes, P. B., Chief Draughtsman in the Topographical Surveys Branch, Interior Dept.	2,450 00	2,266 66	1,586 64	12
1915	1,750 00	74	40	"	Talbot, Octave Z., Supt. Ry Mail Service, Quebec.	2,500 00	2,500 00	1,749 96	12
1897	300 00	34	15	To promote economy	Tansey, D., 2nd Class Clerk, Office of P.O. Inspector, Montreal.	1,050 00	1,000 00	300 00	12
1901	228 00	66	19	Age	Taylor, Amos, Letter Carrier, Winnipeg.	600 00	600 00	228 90	12
1914	275 06	60	44	"	Teek, Joseph, Lockman, Grenville Canal.	660 00	392 94	229 20	10
1901	352 00	46	22	Ill-health	Thomas, G. A., 3rd Class Clerk, Toronto P.O.	800 00	800 00	351 96	12
1904	696 00	59	29	Loss of eyesight.	Thomson, Jos., Sr. 2nd Class Clerk, Montreal P.O.	1,200 00	1,200 00	696 00	12
1895	368 00	57	23	Ill-health	Thompson, John, Clerk, Montreal P.O.	800 00	800 00	367 92	12
1912	120 00	74	20	Age	Tolin, R., Preventive Officer, Woodstock, N.B.	300 00	300 00	110 60	11
1910	2,234 15	68	38	Ill-health	Toller, Frederick, Comptroller of Currency.	3,450 00	3,191 65	2,234 04	12
1913	1,635 00	65	30	Age	Toupin, F. B. J. A., District Inspector, Inland Revenue, Montreal District.	2,800 00	2,725 00	1,635 00	12
1912	318 25	71	19	" and ill-health.	Tremblay, R. W., Customs Examining Officer at Halifax, N.S.	900 00	837 50	318 24	12
1901	220 00	64	11	"	Tremblay, W. O. J., 2nd Class Clerk, Agriculture Dept.	1,000 00	1,000 00	219 96	12
1903	196 00	68	28	"	Tramblay, Dorila, Light-keeper, Portneuf, P. Q.	350 00	350 00	195 96	12
1914	583 33	69	43	In the public interest.	Trider, H. W., Preventive Officer, Customs, Halifax.	900 00	833 33	583 32	12
1915	1,106 00	57	21	Ill-health	Trudel, J. B., Senate Chief Translator, Ottawa.	475 00	475 00	1,105 75	12
1907	266 00	56	28	"	Turcotte, J. B., Seaman, Grosse Isle Quarantine Station.	575 00	485 00	265 92	12
1902	291 00	53	30	"	Turcotte, X., Mate of Quarantine Station, Grosse Isle.	1,600 00	1,600 00	291 00	12
1912	1,120 00	66	40	Age	Turgeon, C. E., Clerk, Finance Dept.	1,010 00	972 57	1,120 00	12
1904	680 80	67	38	" and ill-health.	Tyner, Frederick, Railway Mail Clerk, Toronto West.	374 30	374 30	680 76	12
1906	187 15	53	25	Ill-health.	Upper, A. H., Look-tender, New Welland Canal.	3,000 00	2,830 54	187 08	12
1911	1,981 38	57	42	"	Vanning, R. N., Superintendent of Fisheries, Dept. Marine and Fisheries.	1,800 00	1,800 00	1,981 32	12
1889	792 00	67	22	Age and to promote economy in public service.	*Vanning, Wm. H., Inspector of Fisheries, N.B.	1,800 00	1,800 00	726 00	11
1897	150 00	49	17	To promote efficiency and economy.	Verreault, J. E., 3rd Class Clerk, Dept. of Public Works.	1,000 00	1,000 00	150 00	12
1911	359 27	71	29	Age	Violette, Frank, Sub-collector of Customs, St. Leonards, N. B.	650 00	619 44	359 16	12
1885	408 00	60	17	Ill-health.	Vladenburg, Henry, Clerk, Customs, St. John, N. B.	1,200 00	1,200 00	408 00	12
1901	968 00	59	22	To improve organization.	Wadsworth, T. P., Inspector of Indian Agencies.	2,200 00	2,200 00	967 92	12
1897	208 00	34	13	To promote efficiency	Walker, Wm. R., 3rd Class Clerk, Belleville Post Office.	800 00	800 00	190 63	11
1906	432 00	46	27	Ill-health	Walker, W. H., 3rd Class Clerk, Halifax Post Office.	800 00	800 00	432 00	12
1907	1,750 00	60	42	Age and failing health.	Wallace, J. J., General Freight Agent, I. C. Railway.	2,500 00	2,500 00	1,749 96	12
1905	1,642 08	62	43	" and ill-health.	Walsh, Major John, Supt. Dead Letter Branch, P. O. Dept.	2,400 00	2,345 83	1,642 08	12
1897	374 00	53	17	To promote efficiency and economy.	Ward, Jas., Clerk, Post Office Inspector's Office, Barrie.	1,000 00	1,000 00	373 92	12
1908	727 35	62	33	Age and ill-health.	Warwick, F. S., Sr. 2nd Class Clerk, Ottawa, P. O.	1,150 00	1,102 07	727 32	12
1915	648 17	57	35	Ill-health.	Ward, Joseph, Letter Carrier, "E" Grade, London.	939 00	925 96	648 12	12
1915	655 84	44	25	"	Warwick, W. S., 2nd Class "A," Victoria Post Office.	1,400 00	1,311 66	655 80	12
1898	368 00	66	23	Age and lack of strength.	Watkins, Jas., 3rd Class Clerk, Toronto Post Office.	800 00	800 00	367 92	12
1894	228 00	51	19	Ill-health.	Weatherbee, Jas. Howe, Letter Carrier, London, P. O.	600 00	600 00	228 00	12
1898	1,260 00	56	35	"	Weatherly, H. S., 1st Class Clerk, Inside Service P. O. Dept.	1,800 00	1,800 00	1,260 00	12
1912	512 00	53	32	"	Webb, F. W., Railway Mail Clerk, Montreal District.	800 00	800 00	511 92	12
1913	552 00	53	23	"	Webster, E. M., Sub-div. A. 3rd Div., P. O. Dept.	1,200 00	1,200 00	552 00	12
1898	547 83	51	19	Abolition of office.	Webster, J. S., 1st Class Clerk, Marine and Fisheries.	1,441 67	1,441 67	547 80	12
1903	352 00	46	22	Ill-health.	Wheeler, F. C., 3rd Class Clerk, London, Ont.	800 00	800 00	351 96	12
1916	1,470 00	76	36	Age and inability	Whitcher, A. H., Interior Dept.	2,100 00	2,100 00	735 00	6
1912	3,500 00	65	44	Ill-health.	White, Lt.-Col. Frederick, C.M.G., Comptroller N.W.M.P.	5,000 00	5,000 00	3,499 92	12

8 GEORGE V. A. 1918

AN ACCOUNT OF all Allowances or Compensations granted as Retiring Allowances or Superannuation, etc.—*Concluded.*

Year when Super-annuated.	Annual Allowances.	Age at Retirement.	Number of Years Service.	Number of Years added.	Cause of Retirement.	Name and Nature of Service at Time of Retirement.	Salary at Time of Retirement.	Average salary three previous Years.	Amount paid during the Fiscal Year.	Number of months paid.
	\$						\$ cts.	\$ cts.	\$	
1906	512 00	55	32		Ill-health.	White, W., 3rd Class Clerk, Quebec, P. O.	800 00	800 00	511 92	12
1906	224 58	53	30		"	White, Michael, Lockmaster, Welland Canal.	\$45 per m.	374 30	224 52	12
1901	304 00	73	30		Age.	Whiting, J. M. F., Tide Waiter, Customs, St. John, N. B.	650 00	650 00	363 96	12
1912	840 00	57	39		Ill-health.	White, Nicholas, Clerk, Charlottetown Post Office.	1,200 00	1,200 00	840 00	12
1917	1,890 00	61	21		Age.	White, Robt. S., collector of Customs, Montreal.	4,500 00	4,500 00	315 00	12
1913	1,960 83	82	30		"	Whitaker, James E., Customs Appraiser, St. John, N. B.	1,700 00	1,601 35	969 72	12
1915	1,750 00	78	49		" and failing health.	Whitaker, W. C., Asst. P. O. Inspector, St. John.	2,500 00	2,500 00	1,749 96	12
1915	875 73	69	40		Ill-health.	Wilkinson, Richard, 2nd Class Clerk, "A," Quebec, P. Q.	1,350 00	1,251 04	875 64	12
1900	300 00	50	25		Ill-health.	Williams, Jas., Letter Carrier, Toronto.	600 00	600 00	300 00	12
1908	1,782 00	62	33		Age and abolition of office.	Williams, Thomas, Chief Accountant and Treasurer, I. C. Ry.	2,700 00	2,700 00	1,782 00	12
1902	174 00	58	29		Ill-health.	Williston, W. W., Light-keeper, Miramichi River, N. B.	300 00	300 00	174 00	12
1914	482 00	60	41		Age and failing health.	Williamson, Thomas, Lockmaster, Carillon Canal.	600 00	600 00	462 00	12
1916	469 50	57	25		Physical and mental infirmities.	Wilson, R. T., Letter Carrier, Toronto.	939 00	939 00	156 44	4
1914	830 45	74	31		Age.	Wilson, David, Asst. accountant, Inland Revenue, Toronto.	1,350 00	1,339 43	830 28	12
1909	380 30	55	27		Ill-health.	Wilson, John, Letter Carrier, London, Ont.	704 25	704 25	380 28	12
1901	261 33	46	14		"	Wilson, I. H., 2nd Class Clerk, Indian Affairs.	950 00	933 33	261 34	12
1887	134 08	43	16		"	Winters, W., Lock Labourer, Cornwall Canal.	419 00	419 00	134 04	12
1897	680 00	66	17		Age.	Wittion, H. B., Inspector of Canal Revenue.	2,000 00	2,000 00	679 92	12
1901	120 45	35	11		" and ill-health.	Woodland, I. H., Letter Carrier, Toronto.	517 50	517 50	120 36	12
1913	328 76	48	19		Ill-health.	Wood, Sidney J., Letter Carrier, Winnipeg.	939 00	865 16	328 68	12
1913	832 00	75	26		Age.	Wood, H. W., 2nd Div. "B," Customs, Ottawa.	1,600 00	1,600 00	831 96	12
1915	720 00	59	31		Failing health.	York, Alex., Sub-div. A, 3rd Div., Post Office Department.	1,200 00	1,200 00	720 00	12
1912	1,750 00	60	38		Age and infirmity.	Young, G. H., Inspector of Customs, Dept. of Customs.	2,500 00	2,500 00	1,749 96	12
1915	436 33	65	17		" and ill-health.	Young, Robt. S. B., 2nd Class "A," Post Office, Toronto.	1,400 00	1,283 33	436 32	12
Grand Total							470,997 74			
Less Expenditure chargeable to Superannuation Fund No. 2.							11,170 39			
Total							458,927 35			

* Dead.

SESSIONAL PAPER No. 2

LIST OF PERSONS SUPERANNUATED DURING THE FISCAL
YEAR 1916-17.

	\$	cts.		\$	cts.
Bernard, H.....	431	94	Brought forward.....	25,299	65
Brennan, P. J.....	1,179	75	Knight, F. E.....	1,386	00
Briand, A.....	648	00	Laframboise, Louis.....	2,243	89
Cameron, Alex. McK.....	1,155	78	Lapointe, T.....	980	00
Chapleau, S. E. St.O.....	3,500	00	Layton, Geo. A.....	673	50
Chittick, F. C.....	1,736	00	May, Ida M.....	696	00
Cook, G. D.....	381	11	Meredith, W. E.....	920	00
Corbeil, Ed.....	450	72	McCart, Peter.....	473	66
Davieau, P.....	384	00	McCormick, Edgar.....	572	00
Dunlop, C.....	1,050	00	Nevins, N.....	302	43
Egener, A.....	1,050	00	O'Dowd, F.....	952	00
Flynn, Wm.....	1,096	67	Pigeon, C.....	630	00
Fortescue, L.....	3,500	00	Proper, F. S.....	700	00
Foster, Henry.....	720	00	Rogerson, Jno.....	540	00
Frank, E.....	638	52	Shaughnessy, Jno.....	768	06
French, J. L.....	868	00	Stumplea, W. W.....	1,697	50
Gillespie, Ed.....	700	00	Sutherland, Geo. C.....	224	00
Harrington, W. H.....	2,467	50	Whiteher, A. H.....	1,470	00
Howie, Alex.....	700	00	White, Robt. S.....	1,890	00
Kelly, M. D.....	693	32	Wilson, R. T.....	469	50
Kent, S. B.....	1,948	33			
Carried forward.....	25,299	65		42,888	19

LIST OF SUPERANNUATED PERSONS WHO DIED DURING THE
FISCAL YEAR 1916-17.

	\$	cts.		\$	cts.
Beaudoin, Charles.....	812	60	Brought forward.....	14,263	22
Beazley, J.....	290	00	Langevin, E. J.....	2,380	00
Blamey, G. F.....	718	55	Larin, A. O.....	334	33
Boulter, Henry.....	623	50	Lavoie, F. A.....	1,190	00
Chamberlain, D. C.....	1,307	16	Law, W. S.....	292	24
Conway, John.....	546	00	Malboeuf, Arthur.....	832	21
Dagg, Richard.....	252	00	Mitchell, Thomas.....	840	00
Davis, R. G.....	928	00	Meredith, W. E.....	320	00
Denneny, John.....	166	66	McCrea, W. H.....	505	12
Doyle, Patrick.....	1,077	22	McKay, James.....	474	83
Essex, F. J.....	672	00	McLeod, J. E.....	1,662	50
Gibson, Robert.....	231	70	McNichol, A. M.....	892	50
Gilmour, R.....	204	00	McPhie, D.....	1,120	00
Godson, Henry.....	1,960	00	O'Meara, C. H.....	1,650	00
Grant, H. H.....	1,610	00	Parker, W. McM.....	456	39
Griffith, John.....	240	00	Petit, J. B.....	384	00
Hamm, C. P.....	300	22	Ruthven, A.....	368	00
Hare, C. B.....	231	62	Venning, W. H.....	792	00
Higgins, Nelson.....	245	74			
Hoffman, Charles.....	1,846	25		29,387	34
Carried forward.....	14,263	22			

8 GEORGE V, A. 1918

EXPENDITURE, 1916-17.

Service.	\$	cts.	\$	cts.	\$	cts.
INTEREST ON PUBLIC DEBT.....					35,802,566	68
CHARGES OF MANAGEMENT					496,386	54
SINKING FUNDS					1,471,697	50
CIVIL GOVERNMENT.						
	Salaries.		Contingencies.			
The Governor General	44,959	92				
The Lieutenant Governor of Ontario	10,000	00				
“ Quebec	10,000	00				
“ Nova Scotia	8,550	81				
“ New Brunswick	9,000	00				
“ Manitoba	9,000	00				
“ Saskatchewan	9,000	00				
“ Alberta	9,000	00				
“ British Columbia	9,000	00				
“ Prince Edward Island	7,000	00				
Office of the High Commissioner for Canada in England	19,750	00	30,185	95		
Department of Agriculture	429,559	58	80,335	94		
“ Archives	47,719	03	7,477	30		
Office of the Auditor General	136,853	06	9,173	04		
“ Civil Service Commission	26,447	20	12,974	31		
“ Conservation Commission	33,141	06				
“ Consulting Engineer	7,500	00	88	91		
Department of Customs	312,194	52	23,664	33		
“ External Affairs	30,493	35	14,493	44		
“ Finance	127,744	27	27,991	58		
“ Insurance	32,162	50	25,863	79		
Office of the Governor General's Secretary	26,431	18	56,042	05		
Department of Indian Affairs	113,402	84	16,189	16		
“ Inland Revenue	135,431	97	19,143	04		
“ Interior	1,117,474	83	105,690	80		
“ Justice	153,559	59	20,257	03		
“ Labour	49,116	35	10,616	03		
“ Marine	201,778	35	23,669	31		
“ Militia and Defence	173,797	72	19,487	62		
“ Mines	311,294	82	2,580	93		
“ Naval Service	155,237	37	46,829	63		
“ Post Office	743,604	67	82,677	59		
“ Printing and Stationery	58,803	50	10,206	17		
“ Privy Council	57,114	15	8,942	71		
“ Public Works	508,130	74	46,402	36		
“ Railways and Canals	168,253	46	13,593	98		
“ R. N. W. Mounted Police	13,812	33	123	50		
“ Secretary of State	80,894	77	13,906	58		
“ Trade and Commerce	110,013	44	13,206	83		
Departments generally			217,317	34		
	5,507,227	38	959,131	25	6,466,358	63
ADMINISTRATION OF JUSTICE.						
The Supreme Court of Canada—						
Salaries	54,250	00				
Contingencies	16,285	03	70,535	03		
Exchequer Court of Canada—						
Salaries	19,611	57				
Contingencies	9,079	50	28,691	07		
Carried forward			99,226	10		

SESSIONAL PAPER No. 2

EXPENDITURE, 1916-17—*Continued.*

Service.	\$	cts.	\$	cts.	\$	cts.
Brought forward			99,226	10		
<i>Ontario—</i>						
Court of Appeal	33,666	64				
“ King’s Bench	22,000	00				
“ Chancery	20,927	80				
“ Common Pleas	22,000	00				
Exchequer Court	22,000	00				
County Courts	224,318	58				
Circuit Allowances	23,894	02				
Unattached High Court Judges	12,833	30				
Travelling allowance of Judges, Rainy River District	1,014	60				
			382,654	94		
<i>Quebec—</i>						
Court of King’s Bench	43,000	00				
Superior Court	283,370	27				
Circuit allowances	20,507	52				
			346,877	79		
<i>Nova Scotia—</i>						
Supreme Court	43,000	00				
County Courts	20,619	28				
Court of Divorce	500	00				
Circuit allowances	4,892	25				
			69,011	53		
<i>New Brunswick—</i>						
Appeals	19,000	00				
King’s Bench	24,604	80				
County Courts	18,500	00				
Court of Divorce	500	00				
Circuit allowances	8,812	01				
			71,416	81		
<i>Prince Edward Island—</i>						
Supreme Court	16,400	00				
County Courts	9,500	00				
Circuit allowances	787	60				
			26,687	60		
<i>Manitoba—</i>						
Court of King’s Bench	37,000	00				
Court of Appeal	36,000	00				
County Courts	24,000	00				
Circuit allowances	4,963	90				
			101,963	90		
<i>Alberta—</i>						
Supreme Court	55,000	00				
District Courts	31,451	61				
Circuit allowances	21,139	12				
			107,590	73		
<i>Saskatchewan—</i>						
Supreme Court	37,000	00				
District Courts	45,000	00				
Circuit allowances	11,796	79				
			93,796	79		
<i>British Columbia—</i>						
Supreme Court	37,000	00				
Court of Appeal	29,175	00				
County Courts	40,200	00				
Circuit allowances	20,016	00				
			126,391	00		
<i>Yukon Territory</i>			49,074	80		
<i>Miscellaneous</i>			9,989	69		
					1,484,681	63
<i>Dominion Police</i>					128,504	62

8 GEORGE V, A. 1918

EXPENDITURE, 1916-17—Continued.

Service.	\$	cts.	\$	cts.	\$	cts.
PENITENTIARIES.						
Kingston			214,815	22		
St. Vincent de Paul			192,032	47		
Dorchester			109,451	84		
Manitoba			74,284	12		
British Columbia			116,225	55		
Saskatchewan			105,262	11		
Alberta			96,412	64		
Generally			4,723	98		
					913,207	93
LEGISLATION.						
Senate			295,212	01		
House of Commons			912,124	39		
Library, Salaries and Contingencies			43,263	57		
Books for General Library			16,064	47		
Books for Library of American History			989	42		
Printing of Parliament			300,919	69		
Printing, binding and distributing the laws			15,561	75		
Franchise Act and Voters List			10,456	63		
Contingencies of the Clerk of the Crown in Chancery, etc.			3,786	79		
Provincial Voters List			16,828	81		
Elections			25,535	07		
Compassionate allowance—Madame Laplante			5,000	00		
Compassionate allowance—Families of A. Desjardin Sr. and Jr. and R. Fanning			6,000	00		
					1,651,742	60
ARTS AND AGRICULTURE.						
Patent Record			28,916	91		
Experimental Farms—Maintenance of Central Farm, and establishment and maintenance of additional branch stations			845,926	08		
Branch of Entomology			15,384	90		
For the administration and enforcement of the Destructive Insect and Pest Act			58,802	14		
For the development of the dairying, industries, and the improvement in transportation, sale, and trade in food and other agricultural products			139,341	35		
Fruit Branch			86,962	62		
Towards the encouragement of cold storage warehouses for the better preservation and handling of perishable food products			26,053	22		
Exhibitions			60,877	12		
For the renewing and improving Canadian exhibit at Imperial Institute, London, and assisting in maintenance thereof ..			2,190	00		
Health of Animals			352,069	83		
Dominion Cattle Quarantine buildings—Repairs, renewals, etc.			14,714	64		
For the administration and enforcement of the Meat and Canned Food Act			289,744	49		
Publication Branch			16,270	17		
International Institute of Agriculture, to assist in maintenance thereof, and to provide for representation thereat			13,884	21		
For the development of the Live Stock Industry			492,207	52		
To enforce the Seed Act to test seeds for farmers and seed merchants, to encourage the production and use of super- ior seeds, and to encourage the production of farm and garden crops			115,549	12		
For the administration and carrying out of the provisions of The Agricultural Instruction Act			20,070	65		
The Agricultural Instruction Act. "Statutory"			989,322	12		
Advertising campaign for Production, Thrift, etc.			46,556	76		
					3,614,843	85
Quarantine					206,098	39
Immigration					1,181,991	27

SESSIONAL PAPER No. 2

EXPENDITURE, 1916-17—Continued.

Service.	\$	cts.	\$	cts.	\$	cts.
PENSIONS.						
Judges and Miscellaneous.....			212,582	75		
Militiamen—Rebellion of 1885 and generally.....			19,613	21		
Militia Pension Act, 1901.....			87,600	05		
Pensions on account of the Fenian Raid, 1866-70.....			1,467	80		
Pensions payable to Mounted Police, Prince Albert Volunteers, and Police Scout's on account of the Rebellion of 1885.....			2,876	62		
Military Asylum Pensions.....			24	00		
Mounted Police (Statutory).....			43,005	96		
European War.....			2,447,375	03		
					2,814,545	52
Superannuation.....					458,927	35
MILITIA AND DEFENCE.						
Allowances Active Militia.....			47,573	02		
Cadet services.....			80,310	97		
Clothing.....			39,191	27		
Contingencies.....			23,213	64		
Customs Dues.....			68,780	50		
Departmental Library.....			640	55		
Dominion Arsenal.....			29,924	13		
Engineer Service and Works.....			396,894	97		
Grants to Associations and Bands.....			7,980	90		
Headquarters, Divisional and District Staffs.....			226,591	70		
Maintenance, Military Properties.....			164,166	27		
Permanent Force.....			2,396,182	90		
Printing and Stationery.....			70,000	00		
Royal Military College.....			147,576	00		
Salaries and wages.....			205,801	33		
Schools of Instruction.....			81,383	54		
Stores.....			15,753	32		
Surveys.....			31,274	32		
Transport and freight.....			43,922	52		
Training areas.....			224,623	05		
					4,301,784	90
RAILWAYS AND CANALS—CAPITAL.						
<i>Intercolonial Railway—</i>						
Anti-creepers and tie-plates.....		17,777	71			
Branch Line—Sunny Brae to Mulgrave.....		867	90			
Bridges—To strengthen.....		235,222	30			
Dartmouth to Deans—Branch line.....		112,235	87			
Halifax—Docks and wharves.....		46,000	00			
" New terminal facilities.....		3,591,563	66			
Installation of block system in connection with operation		3,734	03			
Levis—Improvements.....		3,368	82			
Moncton—Locomotive and car shops with equipment.....		25,519	27			
Moncton—Elimination of level crossings and grades.....		9,398	72			
Original construction.....		28,214	52			
Permanent farm crossings and culverts.....		2,623	25			
Purchase of SS. <i>Northumberland</i> , service between P.E.I. and mainland.....		54,000	00			
Power Plant's.....		1,000	00			
St. John—Terminal facilities, re-building grain elevator.....		59,273	46			
St. John—Spur line to Courtenay Bay.....		52,146	14			
Surveys and inspections.....		18,926	22			
To increase accommodation and facilities along the line.....		208,383	19			
Water Supply—To increase.....		2,303	59			
Safety appliances for equipment.....		23,315	52			
To pay claim of M. E. Keefe on Halifax engine house....		11,172	52			
Less Halifax Accommodation.....	280	00				
" Mulgrave Car Ferry.....	16,294	13				
			4,507,046	69		
			16,574	13	4,490,472	56
Carried forward.....					4,490,472	56

8 GEORGE V, A. 1918

EXPENDITURE, 1916-17—*Continued.*

Service.	\$	cts.	\$	cts.	\$	cts.
Brought forward			4,490,472	56		
RAILWAYS AND CANALS—CAPITAL— <i>Concluded.</i>						
<i>Prince Edward Island Railway—</i>						
Bridges to strengthen.....	3,046	70				
To increase accommodation and facilities along the line.	1,028	15				
To provide car ferry, construct terminals and necessary connections.....	604,676	86				
Surveys and inspections.....	1,000	00				
			609,751	71		
<i>New Brunswick and Prince Edward Island Railway—</i>						
To bring line up to Intercolonial Railway branch line standard.....			46,579	38		
<i>International—</i>						
To bring line up to Intercolonial Railway branch line standard.....			3,724	98		
<i>National Transcontinental Railway—</i>						
Construction.....	3,636,636	37				
Grain elevators at Winnipeg Terminals.....	279,949	83				
			3,916,586	20		
<i>Quebec Bridge—</i>						
Construction.....			2,733,677	00		
<i>Hudson Bay Railway—</i>						
Construction of railway terminals and elevators.....			2,604,279	94		
Amount to be paid for the Quebec, Montmorency and Charlevoix Ry., the Quebec and Saguenay Ry. and the Lotbiniere and Megantic Ry. and for the equipment, etc.....			332,254	93		
CANALS—CAPITAL.						
Chambly—Bridge between Iberville and St. John.....	49,300	00				
Lachine—Improvement, Lock 4.....	24,073	21				
Rapide Plat.....	1,638	80				
Rideau—Towards construction of bridge on Rideau Canal at Pretoria avenue, Ottawa.....	32,630	00				
Rideau—Exchequer Court costs.....	1,105	10				
Trent—Construction.....	613,088	60				
Welland Ship Canal—Construction.....	3,513,769	82				
Galops—Claim of contractors, Murray & Cleveland.....	20,028	25				
North Channel—Claim of contractor, M. A. Cleveland.....	48,955	31				
			4,304,589	09		
					19,041,915	79
RAILWAYS AND CANALS—INCOME.						
<i>Canals</i>						
Cornwall—Improvements.....	1,614	41				
Lachine—Repairs to break.....	175,000	00				
Quebec—Dredging.....	7,218	16				
St. Peters—Improvements.....	126,561	99				
Trent—Improvements.....	16,616	85				
Welland—Heavy repairs.....	18,776	39				
Williamsburg—Improvements.....	2,040	79				
Rideau—Repairs and replacements of dams.....	29,999	46				
Soulanges—Mooring posts.....	1,493	07				
			379,321	12		
<i>Miscellaneous—</i>						
Board of Railway Commissioners for Canada—						
Maintenance and operation of, including \$800 for Clyde Leavitt as chief fire inspector.....	166,447	14				
Board of Railway Commissioners for Canada: Salaries.	49,500	00				
Contribution to McGill University in connection with Faculty of Applied Science.....	2,500	00				
Carried forward.....	218,447	14	379,321	12		

SESSIONAL PAPER No. 2

EXPENDITURE, 1916-17—*Continued.*

Service.	\$	cts.	\$	cts.	\$	cts.
Brought forward.....	218,44	14	379,321	12		
RAILWAYS AND CANALS—INCOME— <i>Concluded.</i>						
<i>Miscellaneous—Concluded.</i>						
Contribution of the Government Railways to the Faculty of the Polytechnic School, Montreal, for the advancement of learning in connection with railway engineering and transportation in general.....	2,500	00				
Costs of litigation.....	2,161	05				
Governor General's cars—Attendance, repairs, and alterations, etc.....	4,738	25				
Grand Trunk Pacific Railway—Remuneration to Government Director of.....	666	66				
Miscellaneous works not provided for.....	1,020	31				
Surveys and inspections—Canals.....	15,583	51				
Surveys and inspections—Railways.....	44,149	09				
To pay expenses in connection with consolidation of Railway Act.....	440	00				
Railway situation of Canada—To provide for inquiry and report.....	72,233	74				
Audit of the Revenues and expenditure of the Canadian Northern and Grand Trunk Pacific Rys.....	9,166	67				
Subscription to International Congress, Brussels.....	97	33	371,203	75		
					750,524	87
RAILWAYS AND CANALS—COLLECTION OF REVENUE.						
<i>Canadian Government Railways—Working expenses—</i>						
Intercolonial Railway—						
Working expenses.....	16,723,692	42				
International Railway of N.B.—						
Working expenses.....	165,107	26				
Lease of Railway, Statutory.....	90,000	00				
New Brunswick and P.E.I. Railway.....	78,031	22				
St. John and Quebec Railway.....	98,300	42				
Transcontinental Railway.....	7,206,922	20				
Leased Lines.....	600,000	00				
Prince Edward Island Railway.....	833,853	02				
			25,795,906	54		
<i>Canals—</i>						
Staff and repairs.....	1,287,021	60				
Statistical Officers.....	34,175	54				
			1,321,197	14		
<i>Miscellaneous—</i>						
Compassionate allowance to Hector McLaughlin, guardian of the children of the late Thos. Strachan.....	1,500	00				
Compassionate allowance to the widow of Ernest Gauthier.....	1,000	00				
Compassionate allowance to the widow of Fabien Lapointe.....	400	00				
Compassionate allowance to the widow of the late John Casey.....	1,000	00				
Compassionate allowance to the widow of the late Howard McDonald.....	1,000	00				
Compassionate allowance to the widow of the late Ed. Johnston.....	1,000	00				
Compassionate allowance to the widow of the late James Jamieson.....	1,000	00				
			6,900	00		
					27,124,003	63

8 GEORGE V, A. 1918

EXPENDITURE, 1916-17—Continued.

Service.	\$	cts.	\$	cts.	\$	cts.
PUBLIC WORKS—CAPITAL.						
<i>Public Buildings—</i>						
Ottawa Parliament Buildings—Restoration.....	1,233,758	26				
Ottawa Eastern Departmental block—addition.....	981	86				
Ottawa Eastern Departmental block—new fire proof roof.....	11,025	29				
Ottawa New Departmental Buildings and sites therefor.....	156,506	29				
Toronto New Federal Building.....	5,778	27				
			1,408,049	97		
<i>Harbours and Rivers—</i>						
Esquimalt dry-dock.....	21,006	97				
French River waterway improvements.....	45,083	95				
Port Arthur and Fort William harbour and river improvements.....	564,548	17				
Quebec Harbour, drydock at Lauzon.....	1,124,440	38				
" Improvements.....	232	90				
" River St. Charles improvements to navigation.....	384,969	21				
St. John Harbour—Improvements.....	997,308	24				
Toronto Harbour—Improvements.....	596,489	21				
Vancouver Harbour—Improvements.....	344,708	35				
Victoria Harbour—Improvements.....	999,990	51				
Ship Channel—River St. Lawrence.....	1,351,287	86				
			6,430,065	75		
					7,838,115	72
PUBLIC WORKS—INCOME.						
<i>Public Buildings—</i>						
Nova Scotia—						
Bear River—Public building.....	500	00				
Darhmouth—New Public Building.....	4,172	63				
Halifax Dominion Buildings—Improvements.....	1,285	66				
Halifax Postal Station—North End.....	12	00				
Stewiacke—Public Building.....	8	95				
Truro—New Public Building.....	442	34				
Totals—Nova Scotia.....					6,421	58
New Brunswick—						
Milltown—Public Building.....	50	00				
St. John Dominion Buildings—Improvements and repairs.....	3,377	50				
St. John—New Post Office.....	80,034	37				
Totals—New Brunswick.....					83,461	87
Maritime Provinces—Generally—						
Dominion Public Buildings—Improvements and repairs.....	22,052	59				
					22,052	59
Quebec—						
Dominion Public Buildings—Improvements and repairs.....	20,773	44				
East Angers—Public Building.....	3,290	10				
Grand'Mère—Public Building.....	407	50				
Grosse Isle Quarantine Station—Improvements and Repairs to Buildings and Fittings, Furniture.....	15,026	14				
Grosse Isle Quarantine Station—New Buildings.....	4,489	23				
Hull Post Office—Levelling and Sodding grounds, etc.....	500	00				
Joliette Public Building—Addition to.....	7,050	14				
Montreal General Post Office—Remodelling old Building including arbitrators award and Interest, etc.....	15,941	53				
Montreal Postal Station "A".....	82,076	18				
Montreal Old Customs house.....	3,134	83				
Carried forward.....	152,689	09			111,936	04

SESSIONAL PAPER No. 2

EXPENDITURE, 1916-17—Continued.

Service.	\$	cts.	\$	cts.	\$	cts.
Brought forward.....	152,689	09	111,936	04		
<i>Public Buildings—Continued.</i>						
Quebec—Continued.						
Montreal Examining warehouse.....	43,909	87				
Montreal Postal Station "G" (St. Lawrence division, Prince Arthur and Elgin St.).	8	32				
Montreal, Dominion Buildings—Improvements and repairs.....	21,847	11				
Murray Bay—Public Building.....	4,981	13				
Quebec Post Office—Enlargement and alteration....	64,225	85				
Quebec Immigration—Building on Louise embank- ment.....	7,802	70				
Shawville—Public Building.....	7,119	21				
Ste Agathe des Monts—Public Building.....	3,942	32				
St. Romuald d'Etchemin—Public Building.....	84	90				
Ste. Therèse—Public Building.....	243	45				
Three Rivers—New Public Building.....	4,102	54				
Totals—Quebec.....			310,956	49		
Ontario—						
Burford—Public Building.....	2,622	13				
Cornwall—New Public Building—Improvements....	1,974	36				
Dominion Public Buildings—Improvements and repairs.....	31,428	17				
Dunnville—Public Building.....	1,223	57				
Elmira—Public Building.....	1,358	80				
Fort William Post Office—Govt. share block pave- ment.....	2,326	42				
Fort William Custom House and Examining Ware- house.....	9,990	10				
Hamilton—Public Building, enlargements and im- provements.....	27,759	00				
Hamilton—Postal Station "B".....	7	40				
Hespeler Public Building.....	5	21				
Kemptville Public Building—additional land re- quired.....	1,500	00				
Kingston R.M.C. covered drill-hall.....	28,124	58				
Kingsville Public Building.....	2	99				
Lindsay Public Building—Improvements.....	1,817	77				
London Post Office.....	353	50				
Milverton Public Building.....	2,035	93				
Napanee Drill Hall.....	7,335	20				
Ottawa Departmental Buildings—fittings, etc.....	33,467	67				
Ottawa Customs Building.....	287,636	06				
Ottawa Printing Bureau—repairs to roof.....	740	32				
Ottawa Public Buildings—fire escapes.....	4,216	57				
Ottawa Royal Mint—repairs and improvements....	6,620	38				
Ottawa Parliament and Departmental Buildings— re-wiring, etc.....	44,364	50				
Palmerston Public Building.....	14,215	21				
Pembroke Public Building—improvements.....	36	00				
Perth Public Building.....	73	55				
Peterborough—New Public Building.....	102	33				
Petrolia Public Building—improvements.....	980	00				
Port Arthur Customs and Examining Warehouse....	11,860	22				
Smiths Falls Public Building—enlargement and im- provements.....	1,417	27				
Sydenham Public Building.....	1,066	20				
Toronto Postal Station "A".....	311,650	61				
Toronto Customs Building.....	930	58				
Toronto Dominion Buildings—improvements, re- pairs, etc.....	5,034	40				
Toronto Military Buildings—Barracks for permanent corps to replace property sold to the City.....	280	00				
Carried forward.....	844,557	00	422,892	53		

8 GEORGE V, A. 1918

EXPENDITURE, 1916-17—Continued.

Service.	\$ cts.	\$ cts.	\$ cts.
Brought forward.....	844,557 00	422,892 53	
PUBLIC WORKS—Continued.			
Public Buildings—Continued.			
Ontario—Con.			
Toronto, Temporary premises in connection with Postal Station "A".....	21,333 67		
Toronto, Postal Station "E," corner of Spadina Avenue and Oxford Street.....	9 84		
Toronto, Postal Station "G," Queen and Saulter streets.....	19,363 32		
Walkerville Public Building.....	2,949 46		
Warton Public Building.....	10 50		
Totals—Ontario.....		888,273 79	
Manitoba—			
Dominion Public Buildings—improvements and repairs, etc.....	3,050 25		
St. James Drill Hall.....	463 26		
Winnipeg Dominion Buildings—improvements, repairs, etc.....	6,296 80		
Winnipeg Immigration Buildings—improvements....	2,796 35		
Winnipeg—new Immigration Building.....	436 43		
Winnipeg North Drill Hall.....	1,716 26		
Totals, Manitoba.....		14,764 40	
Saskatchewan—			
Dominion Public Buildings—improvements, repairs, etc.....	11,645 43		
Regina—Accommodation for Assistant Receiver General.....	22,064 77		
Regina—Govt. share of cost of local improvement rates.....	4,618 26		
Saskatoon old Post Office—Govt. share of sidewalks, etc.....	4,387 42		
Saskatoon Drill Hall.....	11 45		
Saskatoon New Public Building.....	7 74		
Sutherland—Building re forestry nursing station....	4,299 91		
Totals—Saskatchewan.....		47,034 98	
Alberta—			
Bassano Public Building.....	5,591 72		
Calgary—Accommodation to Assistant Receiver General.....	886 01		
Calgary Drill Hall.....	7,346 78		
Calgary—Headquarters for Forestry and Irrigation Branches, Department of Interior Building.....	1,327 70		
Calgary—new Post Office site and building.....	3,864 30		
Calgary Dominion Buildings—improvements, repairs, etc.....	3,052 40		
Dominion Public Buildings—improvements, repairs, etc.....	5,298 42		
Edmonton, new Drill Hall.....	160 99		
Total—Alberta.....		27,528 32	
British Columbia—			
Ashcroft Public Building.....	11,467 51		
Courtenay Public Building.....	19 20		
Dominion Public Buildings—improvements, repairs, etc.....	8,596 30		
Mission City Public Building.....	4 00		
New Hazelton Public Building.....	20 40		
New Westminster Public Building—fittings, etc.....	4,400 60		
Carried forward.....	24 593 01	1,400,494 02	

SESSIONAL PAPER No. 2

EXPENDITURE, 1916-17—*Continued.*

Services.	\$ cts.	\$ cts.	\$ cts.
Brought forward.....	24,508 01	1,400,494 02	
PUBLIC WORKS—Continued.			
<i>Public Buildings—Concluded.</i>			
British Columbia— <i>Con.</i>			
Prince Rupert Public Building.....	203 72		
Prince Rupert Quarantine Station.....	19 20		
Revelstoke Public Building.....	141 15		
Vancouver New Detention Building.....	17,623 48		
Vancouver Postal Station " B ".....	185 00		
Vancouver Postal Station " C " (Mount Pleasant)...	2,876 65		
Vancouver Dominion Buildings—improvements, re-			
pairs, etc.....	6,414 01		
Victoria New Drill Hall.....	28,783 50		
Victoria Immigration Building—Govt. share of			
pavements.....	1,345 02		
Victoria—Saanich Observatory.....	29,902 15		
Williams' Head Quarantine Station—repairs to exist-			
ing buildings, fittings, etc.....	280 81		
Total—British Columbia.....		112,282 70	
Generally—			
Experimental Farms—new buildings and improve-			
ments, renewals, and repairs, etc., in connection			
with existing buildings, fences, etc.....	80,072 31		
Flags for Dominion Public Buildings.....	5,097 34		
Fire Escapes for Dominion Public Buildings.....	500 00		
Dominion Public Buildings generally.....	19,912 34		
Totals—Generally.....		105,581 99	
Total—Public Buildings.....			1,618,358 71
<i>Rents, Repairs, Furniture, Heating, etc.—</i>			
Ottawa Public Buildings—			
Astronomical Observatory—maintenance, care of			
grounds, etc.....	3,488 60		
Elevator attendants.....	37,371 90		
Gas and electric light, including roads and bridges..	52,579 88		
Grounds.....	17,500 07		
Heating, including salaries of engineers, firemen, and			
watchmen.....	173,518 69		
Removal of snow, including Rideau Hall.....	6,321 48		
Repairs, including ventilation and lighting, furniture,			
etc.....	382,728 94		
Rideau Hall (including grounds)—improvements,			
furniture, and maintenance.....	63,520 30		
Rideau Hall, allowance for fuel and light.....	17,000 00		
Telephone service.....	41,977 41		
Dominion Public Buildings—			
Dominion Immigration Buildings—repairs, furni-			
ture, etc.....	9,295 24		
Dominion Quarantine Stations—maintenance.....	3,243 72		
Fittings and general supplies and furniture.....	65,824 93		
Heating.....	236,363 43		
Lighting.....	139,204 88		
Power for running elevators, stamp cancelling			
machines, etc.....	38,075 88		
Rents.....	647,314 15		
Salaries of caretakers, engineers, firemen, etc.....	485,013 46		
Supplies for caretakers, etc.....	28,102 04		
Water.....	47,059 62		
Yukon Public Buildings—rents, repairs, fuel, light,			
water service and caretakers salaries.....	49,467 62		
Total rents, repairs, etc.....		2,544,972 24	2,544,972 24
Carried forward.....			4,163,330 95

8 GEORGE V. A. 1918

EXPENDITURE, 1916-17—*Continued.*

Service.	\$	cts.	\$	cts.	\$	cts.
Brought forward.....					4,163,330	95
PUBLIC WORKS— <i>Continued.</i>						
<i>Harbours and Rivers—</i>						
Nova Scotia—						
Bass River—wharf, repairs to	798	87				
Broad Cove—repairs to breakwater.....	1,015	25				
Canso—wharf extension.....	447	32				
Caribou Island—raising causeway, etc.....	2,397	33				
Cottage Cove.....	1,498	94				
Cow Bay (Port Morien)—repairs to breakwater.....	2,199	85				
Digby Pier—renewals.....	783	52				
Devils Island—repairs to breakwater.....	518	48				
East Chezzetcook, Red Island—repairs to breakwater.....	1,201	06				
East River—improvements.....	150,291	86				
Eel Brook—reconstruction of channel piers.....	1,442	16				
Fox Island—repairs to breakwater approach.....	1,011	12				
French River—extension of breakwater pier.....	50	15				
Hall's Harbour—repairs to breakwater.....	1,323	05				
Hampton—extension of breakwater.....	2,183	35				
Harbours and Rivers Generally—repairs and improvements.....	37,288	60				
Inverness—harbour improvements.....	351	00				
Jamesville—to complete breakwater.....	1,009	68				
L'Ardoise—repairs to breakwater.....	499	52				
Little Harbour—reconstruction of wharf.....	213	40				
Meteghan—rebuilding breakwater.....	999	99				
Meteghan River—repairs and improvements to breakwater.....	199	97				
Mill Cove—extension of breakwater.....	471	09				
Morden—repairs to breakwater.....	775	41				
Mosher's Bay—breakwater.....	3,697	61				
Necum Teuch—repairs to wharf.....	1,314	71				
Neil's Harbour—repairs to breakwater.....	599	12				
North West Cove (Tancook Island)—breakwater.....	4,918	87				
North Sydney—repairs to ballast wharf.....	27	50				
Parker's Cove—repairs to breakwater.....	1,099	99				
Pictou Island—repairs to wharf.....	700	00				
Port Maitland—repairs to breakwater.....	2,944	00				
Poulemont—to repair stone wall in approach to wharf.....	509	83				
Porter's Lake—boat channel to Three Fathom Harbour.....	560	35				
Port George—repairs to breakwater.....	1,358	40				
River John—repairs to wharf.....	990	00				
Sandy Cove—repairs to breakwater.....	523	34				
Seaforth—road shore protection and repairs to breakwater.....	1,684	90				
Short Beach—extension of breakwater.....	63	60				
South Side (Donald's Head)—repairs to breakwater.....	778	14				
Saulnierville—breakwater improvements and repairs.....	1,442	03				
Selma—repairs to wharf.....	897	68				
Skinner's Cove—repairs to channel piers.....	2,929	41				
South Wallace—repairs to wharf.....	1,795	43				
Terrence Bay—wharf.....	294	08				
Three Fathom Harbour—repairs to wharf and beach protection.....	600	04				
Turner's Island—repairs to wharf.....	599	84				
Upper Woods Harbour—rebuilding wharf and causeway.....	2,540	20				
West Chezzetcook—repairs to breakwater.....	599	96				
Wedge Point—breakwater repairs.....	808	72				
White Point—to complete breakwater.....	294	51				
Whyecomagh—to reconstruct pile wharf.....	1,471	64				
Windsor—harbour improvements.....	178	43				
Wolfville—wharf and harbour improvements.....	105	14				
Yarmouth Harbour—improvements.....	4,408	18				
Total, Nova Scotia.....			249,726	62		
Carried forward.....			249,726	62	4,163,330	95

SESSIONAL PAPER No. 2

EXPENDITURE, 1916-17—*Continued.*

Service.	\$ cts.	\$ cts.	\$ cts.
Brought forward.....		249,726 62	4,163,330 95
PUBLIC WORKS— <i>Continued.</i>			
<i>Harbours and Rivers—Continued.</i>			
Prince Edward Island—			
Bay Fortune—breakwater extension.....	35 11		
Belfast—repairs to wharf approach.....	943 07		
Brudenell—wharf construction.....	175 64		
Chapel Pier—repairs to approach.....	1,080 76		
Cove Head—repairs to Shear Dam.....	748 96		
Cranberry Pier—repairs.....	746 53		
Graham's Pond, Murray Harbour North—repairs to breakwaters.....	991 10		
Grand River North—repairs to pier.....	2,297 30		
Harbours and Rivers Generally—repairs and improvements.....	2,942 88		
Hickey's Wharf—repairs.....	669 00		
New London—repairs to beach protection.....	948 57		
North Lake—boat harbour.....	10 10		
Pownal—repairs to wharf.....	1,003 90		
Summerside—repairs to breakwater.....	41 62		
Total, Prince Edward Island.....		12,634 54	
New Brunswick—			
Bathurst—harbour improvements.....	85,000 00		
Buctouche Beach—breakwater repairs and improvements.....	67 25		
Campbellton—deep water wharf accommodation.....	2,036 48		
Cape Bald—repairs to breakwater pier.....	10 50		
Dorchester—to complete wharf improvements.....	2,851 36		
Grand Anse—to complete groyne.....	993 59		
Gagetown—wharf.....	180 84		
Harbours and Rivers Generally—repairs and improvements.....	11,968 67		
Martin's Head—breastwork.....	1,981 30		
Neguac—repairs to wharf.....	1,714 95		
North Head—repairs to breakwater wharf.....	1,477 38		
Quaco—reconstruction of eastern breakwater.....	3,811 79		
Richardson—repairs to wharf.....	2,228 90		
Richibucto Beach—breakwater extension and improvements.....	772 89		
River St. John and Tributaries—construction of wharf in tidal waters.....	3,887 17		
Shippigan Gully—repairs and construction of breakwater.....	3,595 64		
St. John Harbour—extension of and repairs to Negro Point breakwater and Fort Dufferin breastwork....	730 00		
Stonehaven—to repair breakwater.....	677 82		
Total, New Brunswick.....		123,986 53	
Quebec—			
Anse à Beaufils—to repair breakwater.....	1,402 91		
Anse St. Jean—completion of wharf extension.....	2,979 38		
Bic—repairs to wharf.....	985 13		
Anse à l'Eau Tadousac—repairs to wharf.....	1,631 43		
Baie St. Paul—repairs to wharf and retaining wall.....	6,444 44		
Barachois de Malbaie—repairs to training pier.....	1,346 58		
Cape Cove—repairs to pier.....	1,250 41		
Cap Chat—extension of training pier.....	2,990 36		
Cap de la Madeleine—repairs to wharf approach.....	2,732 75		
Chandler Wharf.....	486 86		
Chicoutimi Wharf—extension.....	3,144 96		
Escoumains—repairs to wharf.....	201 05		
Father Point Wharf—improvements.....	2,558 48		
Gaspe Wharf—improvements.....	1,969 13		
Carried forward.....	30,123 87	386,347 69	4,163,350

8 GEORGE V, A. 1918

EXPENDITURE, 1916-17—Continued.

Service.	\$	cts.	\$	cts.	\$	cts.
Brought forward.....	30,123	87	386,347	69	4,163,330	95
PUBLIC WORKS—Continued.						
Harbours and Rivers—Continued.						
Quebec—Continued.						
Grands Méchins—enlargements of wharf.....	2,369	91				
Grande Rivière—wharf repairs.....	337	94				
Grosse Isle, Magdalen Islands—breakwater.....	470	53				
Grosse Isle Quarantine Station—extension of wharfs.	7,762	95				
Harbours and Rivers Generally—repairs and im-						
provements.....	72,189	04				
Hospital Bay, Magdalen Islands—breakwater.....	1,252	90				
Iberville—repairs to wharf.....	825	78				
Ile Perrot South—wharf.....	1,499	19				
Ile Perrot North—repairs to wharf.....	999	86				
Ile Verte—repairs to wharf.....	4,499	47				
Kamouraska—addition to wharf.....	90	98				
Lanoraie—repairs to wharf.....	629	39				
Laprairie—protection works.....	18,728	34				
Lavaltrie—repairs to wharf.....	1,320	32				
L'Islet—repairs to wharf.....	1,762	50				
Les Eboulements—repairs to wharf.....	472	83				
Magdalen Islands—breakwater and piers.....	3,737	97				
Matane—repairs to wharf.....	1,002	19				
Montmagny—repairs to wharf.....	1,197	75				
Murray Bay—to complete wharf improvements....	4,203	21				
Natashquan—extension of wharf.....	218	24				
Port Lewis—repairs to wharf.....	1,691	12				
Petite Rivière Est—breakwater.....	15	00				
Piché Point—repairs to wharf.....	1,400	17				
Quyon—in full and final settlement of dam of T. & J.						
Moran in connection with their contract for						
construction of wharf.....	843	63				
Repentigny—repairs to wharf.....	1,440	84				
Rigaud—repairs to wharf.....	243	63				
Rimouski—harbour improvements.....	136,617	00				
Rimouski—wharf renewals and repairs.....	2,996	06				
Rivière du Loup, Fraserville—harbour improve-						
ments.....	472	92				
Rivière Ouelle—repairs and improvements to wharf.	4,789	39				
Rivière Verte—repairs to dyke.....	1,500	00				
St. Alphonse—addition to wharf.....	76	67				
Ste. Anne des Monts—landing pier.....	35,003	75				
Ste. Anne de la Pocatière—repairs to wharf.....	1,495	26				
Ste. Anne du Saguenay—extension of wharf.....	10,029	50				
Ste. Emelie—repairs to wharf.....	887	79				
Ste. Fulgence—repairs to wharf.....	2,053	21				
St. Gregoire—completion of wharf.....	1,933	80				
St. Felicité—repairs to wharf.....	609	14				
St. Ignace de Loyola—repairs to dyke.....	1,332	87				
St. Mathias—repairs to wharf.....	1,951	34				
St. Paul, Ile aux Noix—repairs to wharf.....	707	85				
St. Roch de Richelieu—wharf.....	1,059	82				
St. Simeon—repairs to wharf.....	178	40				
St. Valier—extension to wharf.....	199	69				
Three Rivers—repairs to wharf.....	10,517	07				
Verdun—repairs to wharf.....	1,364	51				
Ville Marie—repairs.....	729	97				
Totals—Quebec.....			377,840	56		
Ontario—						
Allandale—repairs to wharf.....	918	46				
Burlington revetment wall.....	12,970	30				
Belleville—wharf improvements.....	4,832	10				
Bracebridge—repairs to wharf.....	3,556	64				
Carried forward.....	22,277	50	764,188	25	4,163,330	95

SESSIONAL PAPER No. 2

EXPENDITURE, 1916-17—*Continued.*

Service.	\$ cts.	\$ cts.	\$ cts.
Brought forward.....	22,277 50	764,188 25	4,163,330_95
PUBLIC WORKS— <i>Continued.</i>			
Harbours and Rivers— <i>Continued.</i>			
Ontario— <i>Continued.</i>			
Bruce Mines—repairs and construction of wharf.....	12,509 79		
Burlington Beach—removal of old wharf.....	3,042 75		
Cobourg—repairs to East pier.....	12,875 89		
Collingwood Drydock No. 1.....	15,000 00		
Collingwood Drydock No. 2.....	9,208 96		
Collingwood—harbour improvements.....	2,369 17		
French River dams—repairs and maintenance.....	2,829 83		
Goderich—harbour improvements.....	89,342 93		
Griffith's Island—repairs to wharf.....	815 99		
Grand Bend—repairs to pier.....	820 50		
Hamilton—harbour improvements.....	7,845 22		
Harbours and Rivers Generally—repairs and im-			
provements.....	30,449 65		
Kensington—wharf and warehouse.....	360 40		
Kingston—harbour improvements.....	119,901 24		
Leamington—repairs to wharf.....	1,596 48		
Little Castor River—improvements.....	4,166 32		
Olipphant—repairs to wharf.....	800 00		
Parry Sound—in full and final settlement of Robin-			
son, Walton and White's claim in connection			
with their wharf contract.....	1,500 00		
Pelee Island—repairs to docks.....	694 06		
Port Bruce—repairs to piers.....	903 30		
Pembroke—repairs to wharf.....	599 41		
Port Burwell—repairs to piers.....	8,119 11		
Port Stanley—reconstruction of pier.....	4,164 79		
Port Dover—harbour improvements.....	306 06		
Port Hope—harbour improvements.....	1 97		
Rondeau Harbour—repairs to piers.....	998 68		
Rosseau—repairs to wharf.....	1,000 00		
Sault Ste. Marie—wharf repairs.....	5,056 65		
Stanley Island—wharf repairs.....	808 83		
Saugeen River at Southampton—repairs to piers.....	2,995 50		
Southampton—repairs to breakwater.....	497 20		
Totals—Ontario.....		363,858 18	
Manitoba—			
Harbours and Rivers Generally—repairs and im-			
provements.....	8,855 16		
Hnausa—repairs to wharf.....	1,480 09		
Le Pas—wharf.....	151 22		
Red River—improvements.....	9,196 14		
Red River—St. Andrews lock and dam—improve-			
ments.....	2,471 44		
Winnipeg Harbour—wharfs.....	607 73		
Totals—Manitoba.....		22,761 78	
Saskatchewan and Alberta—			
Harbours and Rivers Generally—repairs and im-			
provements.....	3,634 88		
British Columbia—			
Burton—protection work.....	8,722 46		
Cowan's Cove.....	746 82		
Fraser River—improvements.....	510,431 36		
Fraser River (Lower)—improvements.....	18,004 18		
Carried forward.....	537,904 82	1,154,443 09	4,163,330 95

8 GEORGE V, A. 1918

EXPENDITURE, 1916-17—*Continued.*

Service.	\$	cts.	\$	cts.	\$	cts.
Brought forward.....	537,904	82	1,154,443	09	4,163,330	95
PUBLIC WORKS— <i>Continued.</i>						
<i>Harbours and Rivers—Continued.</i>						
British Columbia— <i>Continued.</i>						
Harbours and Rivers Generally—repairs and im-						
provements.....	53,902	23				
Metchosin—repairs to wharf.....	700	76				
Nanaimo—repairs to wharf.....	1,209	89				
Queenston (Port Clements)—repairs to wharf.....	8,498	21				
Refuge Bay—repairs to wharf.....	4,611	41				
Royston (Roy's Beach)—repairs to wharf.....	2,000	00				
Smith's Landing, Howe Sound—repairs to wharf....	2,496	31				
Sidney—repairs to wharf.....	2,100	00				
Stewart—repairs to wharf.....	1,697	12				
Stikine River—improvements.....	4,697	13				
Tofine—repairs to wharf.....	1,396	60				
Tucker Bay—repairs to wharf.....	1,224	68				
Williams Head Quarantine Station—improvements						
and repairs.....	2,996	58				
To purchase a supply of creosoted timber for use in						
repairing.....	1,492	00				
Totals—British Columbia.....			626,927	74		
Yukon—						
Yukon River—improvements, gauging and surveys..	3,394	82				
Total—Yukon.....			3,394	82		
Generally—						
Harbours and Rivers Generally.....	19,836	37				
Total—Generally.....			19,836	37		
Dredging—					1,804,602	02
New dredging plant—Ontario and Quebec, including						
Victoria Island shipyard.....	17,005	93				
Dredging—Maritime Provinces.....	383,120	20				
" Ontario and Quebec.....	441,572	27				
" Manitoba, Saskatchewan and Alberta....	52,526	21				
" British Columbia.....	481,688	04				
Total—Dredging.....					1,375,912	63
Slides and Booms—						
St. Maurice District—improvements to slide and						
boom works to facilitate the floating and storage						
of logs, etc.....	13,250	86				
Slides and booms, generally.....	639	57				
Totals—Slides and Booms.....					13,890	43
Roads and Bridges—						
Banff—new bridge and repairs to old one.....	4,471	81				
Chapleau—bridge and improvements.....	848	53				
Dominion bridges generally, including approaches..	4,669	55				
Interprovincial bridge across Ottawa River at						
Hawkesbury, the Ontario and Quebec Govern-						
ments each to contribute \$15,000.....	50	00				
International bridge between St. Leonard, N.B., and						
Van Buren, Maine—repairs.....	2,136	87				
Ottawa—bridges over the River Ottawa, the slides						
and the Rideau Canal and approaches thereto,						
ordinary repairs, renewals and maintenance.....	17,043	62				
Totals—Roads and Bridges.....					29,220	38
Carried forward.....					7,386,976	43

SESSIONAL PAPER No. 2

EXPENDITURE, 1916-17—*Continued.*

Service.	\$ cts.	\$ cts.	\$ cts.
Brought forward.....			7,386,956 43
PUBLIC WORKS— <i>Continued.</i>			
<i>Telegraph and Telephone Lines—</i>			
Saskatchewan and Alberta—			
Repairs and improvements to office buildings.....	2,673 55		
Moose Jaw—Wood Mountain Telegraph line—renewal of poles.....	1,665 49		
Peace River—office and dwelling at Grande Prairie.....	323 00		
Peace River line—office at Saskatoon Lake.....	400 00		
Peace River line—office and dwelling at Dunvegan.....	175 00		
Peace River line—renewals, repairs and improve- ments.....	11,049 96		
Total.....		16,287 00	
British Columbia and Yukon—			
Mainland Telegraph and Telephone lines—general repairs and improvements.....	14,010 07		
Vancouver Island Telegraph and Telephone lines— general repairs and improvements.....	11,053 39		
Vancouver Island Telegraph and Telephone lines— extension.....	8,460 76		
British Columbia Mainland Telephone lines—ex- tension.....	32,480 87		
Telephone line from Ashcroft towards Highland Valley.....	2,245 85		
Yukon Telegraph Service—branch line from Houston to West End Ootsa Lake.....	4,561 64		
Yukon Telegraph Service—repairs and improve- ments.....	12,051 34		
		84,863 92	
Totals—Telegraphs.....			101,150 92
<i>Miscellaneous—</i>			
Architectural Branch—salaries of architects, clerks of works, inspectors, draughtsmen, clerks and messen- gers of outside service.....	50,964 61		
Engineering Branch—salaries of engineers, inspectors, superintendents, draughtsmen, clerks of outside service.....	371,627 85		
Monument of His Late Majesty King Edward VII.....	1,350 00		
Construction and operation of water storage dams on the Ottawa River and tributaries, surveys in connection therewith, and settlement of all land damages.....	255,257 73		
Dry Docks generally—inspection, etc.....	3,023 45		
River gauging and metering.....	25,174 75		
The National Gallery of Canada, including the purchase of paintings by the Board of Trustees.....	24,974 35		
Surveys and Inspections.....	75,966 43		
Accounts Branch—salaries of agents and clerks, travelling and contingent expenses of outside service.....	20,168 98		
Georgian Bay Ship Canal Royal Commission.....	17,794 82		
For operation and maintenance of inspection boats.....	44,180 48		
To pay Western Dry Dock and Shipbuilding Coy., Ltd., of Port Arthur, a portion of the third payment of subsidy due them upon their completion of the work covered by the agreement ratified by Chap. 57, 3-4 George V, 1913, notwithstanding that the work is not completed.....	35,641 50		
Dry Docks Subsidies Act, 9-10 Edward VII, Cap. 17....	213,363 50		
Gratuity to the widow of the late J. J. Brennan, acci- dentally killed by the elevator at Postal Station "H", Montreal.....	1,000 00		
Carried forward.....	1,140,488 45		7,488,107 35

8 GEORGE V, A. 1918

EXPENDITURE, 1916-17—*Continued.*

Services.	\$ cts.	\$ cts.	\$ cts.
Brought forward.....	1,140,488 45		7,488,107 ₃₅
PUBLIC WORKS— <i>Concluded.</i>			
Miscellaneous— <i>Continued.</i>			
Gratuity to the widow of the late H. Belanger, who was accidentally killed while at work at Lake Timiskaming dam.....	1,000 00		
Gratuity to John Sloan, who was seriously injured while at work at Lake Timiskaming dam.....	1,000 00		
Gratuity to Onesime Chayer, who was seriously injured while at work at Lake Timiskaming dam.....	500 00		
Gratuity to the widow of late William Dunmore, engineer, Vancouver Examining Warehouse, accidentally killed by the passenger elevator, Sept. 3, 1915.....	1,000 00		
Gratuity to the widow of the late J. E. Bussieres, accidentally killed by elevator at the Custom House....	1,000 00		
Total—Miscellaneous.....			1,144,988 45
			8,633,095 80
PUBLIC WORKS COLLECTION OF REVENUE.			
Sundry Works—			
Slides and Booms.....	93,457 70		
Graving Docks.....	42,656 09		
Harbour and River Works.....	34,510 27		
Collection of Public Revenue.....	4,528 27		
Total—Sundry Works.....		175,152 33	
Telegraph and Telephone Lines—			
Prince Edward Island and Mainland.....	15 50		
Land and cable telegraph lines, Lower St. Lawrence and Maritime Provinces, including working expenses of vessels required for cable service.....	191,129 92		
Saskatchewan.....	48,623 53		
Alberta.....	67,782 80		
British Columbia—Mainland.....	56,035 86		
British Columbia—Vancouver Island Dist.....	91,509 47		
Yukon System (Ashcroft-Dawson).....	212,666 15		
Telegraph and Telephone Service Generally.....	6,425 51		
Total—Telegraphs.....		674,188 74	
Total.....			849,341 07
MAIL SUBSIDIES AND STEAMSHIP SUBVENTIONS.			
Atlantic Ocean—			
Steamship service between Canadian Atlantic ports and Australia and New Zealand.....		93,333 28	
Ocean and Mail service between Canada and Great Britain.....		402,761 65	
Steam service or services between Canada and Newfoundland.....		58,513 76	
Steam service between Canada and the West Indies or South America or both.....		340,666 66	
Steam service between Canada and South Africa.....		146,000 00	
Steam service between Halifax, St. Johns, Newfoundland and Liverpool.....		16,000 00	
Steam service between Montreal, Quebec and Manchester, England, during the summer season and between St. John, Halifax, and Manchester during the winter season.....		34,270 83	
Carried forward.....		1,091,546 18	

SESSIONAL PAPER No. 2

EXPENDITURE, 1916-17—*Continued.*

Services.	\$ cts.	\$ cts.	\$ cts.
Brought forward.....		1,091,546 18	
MAIL SUBSIDIES AND STEAMSHIP SUBVENTIONS— <i>Continued.</i>			
<i>Atlantic Ocean—Concluded.</i>			
Winter steam service between St. John, Dublin and Belfast.....		2,625 00	
Winter steam service between St. John and Glasgow....		6,000 00	
Steam service between St. John, Halifax and London....		18,750 00	
		1,118,921 18	
<i>Pacific Ocean—</i>			
Steamship service between Canada, China and Japan....		375,000 00	
Steamship service between Canada and Australia or New Zealand or both on Pacific Ocean.....		180,509 00	
Steam service between Prince Rupert, B.C., and Queen Charlotte Islands.....		16,000 00	
Steamship service between Victoria and San Francisco....		2,769 23	
Steam service between Victoria, Vancouver, way ports and Skagway.....		12,500 00	
Steam service between Victoria and West Coast Vancouver Island.....		5,000 00	
Steam service between Vancouver and northern points of British Columbia.....		16,800 00	
		608,578 23	
<i>Local Services—</i>			
Steam service between Baddeck and Iona.....		5,787 82	
Steam service between Charlottetown, Victoria and Holliday Wharf.....		2,500 00	
Steam service between Froudes' Point and Lockeport, N.S.....		600 00	
Steam service from the opening to the closing of navigation in 1916 between Gaspé Basin and Dalhousie or Campbellton.....		8,125 00	
Steam service between Grand Manan and the mainland....		10,000 00	
Steam service between Halifax and Canso.....		5,000 00	
Steam service between Halifax and Newfoundland via Cape Breton ports.....		10,000 00	
Steam service between Halifax, Mahone Bay, Tanook Island and La Have River ports.....		3,639 60	
Steam service between Halifax and Spry Bay and ports in Cape Breton.....		3,840 00	
Steam service between Halifax, South Cape Breton and Bras d'Or Lake ports.....		5,625 00	
Steam service between Halifax and West Coast Cape Breton, calling at way ports.....		2,941 18	
Steam service between Halifax and Sherbrooke.....		2,000 00	
Steam service from the opening to the closing of navigation in 1916 between the Mainland and Magdalen Islands.....		16,548 39	
Steam service between Mulgrave and Canso.....		6,500 00	
Steam service between Mulgrave and Guysboro, calling at intermediate ports.....		5,041 66	
Steam service between Newcastle, Neguac, and Escuminac, calling at all intermediate points on the Miramichi River and Miramichi Bay.....		2,500 00	
Steam service between Pelee Island and the mainland....		8,000 00	
Steam service between Petit de Grat and Intercolonial Railway terminus at Mulgrave.....		6,125 00	
Steam service between Moncton and way ports, and a port or ports on the west coast of Cumberland county....		2,500 00	
Steam service between Pictou and Montague, calling at Murray Harbour and Georgetown.....		6,000 00	
Schooner service between Pictou, New Glasgow, Antigonish County ports and Mulgrave.....		1,000 00	
Carried forward.....		114,273 65	

8 GEORGE V, A. 1918

EXPENDITURE, 1916-17—Continued.

Service.	\$	cts.	\$	cts.	\$	cts.
Brought forward.....			114,273	65		
MAIL SUBSIDIES AND STEAMSHIP SUBVENTIONS—Concluded.						
Local Services—Concluded.						
Steam service from the opening to the closing of navigation in 1916 between Port Mulgrave, St. Peter's, Irish Cove and Marble Mountain and other ports on Bras d'Or lakes.....			6,500	00		
Steam service between Prince Edward Island and Cape Breton and Newfoundland.....			20,000	00		
Steam service from the opening to the closing of navigation in 1916 between Pictou, Mulgrave and Cheticamp.....			7,000	00		
Steam service during the year 1916 between Quebec and Harrington calling at ports and places on the northern shore of the River St. Lawrence between such terminals.....			28,000	00		
Steam service between Quebec and Gaspé Basin, touching at intermediate ports.....			8,500	00		
Steam service between Quebec and ports on the north shore of the Isle of Orleans.....			4,500	00		
Steam service between Rivière du Loup, Tadoussac and other north shore ports.....			3,642	85		
Winter steam service between Rivière du Loup, Tadoussac and other St. Lawrence ports.....			1,200	00		
Winter steam service between St. Catharines Bay and Tadoussac.....			2,916	66		
Steam service between St. John and ports in Cumberland Basin.....			2,750	00		
Steam service between St. John, N.B., and St. Andrews, N.B., calling at intermediate points.....			4,000	00		
Steam service between St. John and Bridgetown.....			2,500	00		
Steam service between St. John and Digby.....			20,000	00		
Steam service between St. John, Digby, Annapolis and Granville, viz. along the west coast of Annapolis Basin.....			1,875	00		
Steam service between St. John, N.B., and ports on the Bay of Fundy and Minas Basin and Margaretsville, N.S.....			6,122	52		
Steam service St. John, Westport and Yarmouth and other way ports.....			6,999	70		
Steam service during the year 1916 between St. Stephen, N.B., St. Croix river points, Deer Island, Campobello and the inner islands, Passamaquoddy Bay and L'Etete or Back Bay.....			5,324	17		
Steam service during the season of 1916 between Sydney and Bay St. Lawrence calling at way ports.....			6,000	00		
Steam service during the season 1916 between Sydney and Whycocomagh.....			3,000	00		
Steam service from Sydney, N.S., around the east coast of Cape Breton to Hastings and return to Sydney, via the Bras d'Or Lakes.....			5,500	00		
Expenses in connection with the supervision of subsidized steamship services.....			2,477	70		
NAVAL SERVICE.			263,082	25		
Naval Service—to provide for the maintenance and upkeep of ships, Naval College, and dockyards at Halifax and Esquimalt and Royal Canadian Volunteer Reserve.....			578,580	57		1,990,581 66
Fisheries Protection Service—to provide for the repairs and maintenance of Fisheries Protection Steamers.....			110,317	26		
Hydrographic Surveys including the survey of Hudson Bay.....			223,846	53		
Radiotelegraph Service—to provide for the building and maintenance of wireless stations.....			182,536	39		
Tidal Service—to provide for maintenance of Tidal Stations and surveying steamers.....			19,465	77		
Carried forward.....			1,114,746	52		

SESSIONAL PAPER No. 2

EXPENDITURE, 1916-17—Continued.

Service.	\$	cts.	\$	cts.	\$	cts.
Brought forward.....			1,114,746	52		
NAVAL SERVICE—Concluded.						
Patrol of the Northern Waters of Canada.....			20,333	75		
Rewards for saving life, including Life Saving Stations.....			99,150	09		
Compassionate allowance to Mrs. James Murray, widow of James Murray.....			1,000	00		
Compassionate allowance to the widow of Henry Beuchet....			1,000	00		
Compassionate allowance to Mrs. A. E. Matthews, widow of A. A. Matthews.....			1,000	00		
					1,237,230	36
OCEAN AND RIVER SERVICE.						
Maintenance and repairs to Dominion steamers and ice-breakers.....			1,035,251	27		
Examination of Masters and Mates.....			14,087	87		
Investigation into wrecks.....			4,918	98		
Expenses of Schools of Navigation.....			4,461	92		
Registration of Shipping.....			2,105	18		
Removal of obstructions in navigable waters.....			1,878	51		
Winter mail service.....			11,000	00		
Inspection of live stock shipment.....			2,401	18		
To continue subsidy for wrecking plants—Quebec, Maritime Provinces and British Columbia.....			37,500	00		
Unforeseen expenses.....			266	80		
					1,113,871	71
LIGHTHOUSE AND COAST SERVICE.						
Agencies, rents and contingencies.....			150,437	16		
Salaries and allowances to lightkeepers.....			462,406	58		
Maintenance and repairs to lighthouses.....			652,591	05		
Construction of lighthouses and aids to navigation including apparatus, submarine signals, and providing suitable boats for carrying on construction work.....			331,222	30		
Signal service.....			51,858	79		
Administration of pilotage and maintenance and repairs to steamer <i>Eureka</i>			44,435	78		
Maintenance and repairs to wharfs.....			6,682	44		
To provide for breaking ice in Thunder Bay and Lake Superior and other points deemed advisable for the good of navigation.....			34,150	00		
Repairs to Marine Roads.....			982	05		
New vessel to replace the <i>Maisonneuve</i>			24,969	75		
Allowance to Harbour Master at Amherstburg for supervision of lights and buoys on St. Claire river, the Detroit river, and Lake Erie, and other service for season of navigation 1916.....			400	00		
Amount required to pay \$300 per annum to the following retired pilots:—Ls. R. Demers, Theodule Lachance, Charles Brown, Jos. Lapointe, Nestor Lachance, Paul Gobeil, Barthelemy Lachance, Alphonse Asselin, Chas. Normand, Napoleon Rioux, Elzear Desrosiers, Hubert Raymond, Arbel Bernier, Laurent Godbout, Adeline Pouliot, Edmond Laroche, L. E. Morin, A. T. Simard, Jos. Plante, Victor Vezina, J. G. Dupil, Raymond Baquet, Alfred Laroche.....			8,700	00		
Amount required for repairing the steamer <i>C.G.S. Montmagny</i>			353	00		
Amount required to pay compassionate allowance to Louis King, who lost the sight of one eye through an accident on board the <i>Stanley</i>			100	00		
					1,769,288	90

8 GEORGE V, A. 1918

EXPENDITURE, 1916-17—*Continued.*

Service.	\$	cts.	\$	cts.	\$	cts.
SCIENTIFIC INSTITUTIONS.						
<i>Department of the Interior.</i>						
Astronomical Surveys—Investigations and demarcations of the exterior boundaries of Canada, the triangulation, levelling and topographic work of the Geodetic Survey of Canada, and the Astronomical work of the Department of the Interior, including the expenses of the Dominion Astronomical Observatory at Ottawa and the branch therefrom at Saanich Hill, B.C., and \$1,000 to W. F. King as International Boundary Commissioner.....			205,873	31		
To provide for payments on account of the construction and installation of a large reflecting telescope for the Dominion Astronomical Observatory (Western Branch).....			34,995	88		
Meteorological Service, including Magnetic Observatory, grants of \$500 each to Kingston and Montreal Observatories; also allowance of \$400 to L. F. Gorman, observer at Ottawa.....			193,886	16		
					434,755	35
MARINE HOSPITALS.						
Marine Hospitals, including grants to institutions assisting sailors.....			61,537	49		
Wrecked and distressed seamen.....			279	81		
Seamen's Hospital Fund.....			5,000	00		
					66,817	30
Steamboat Inspection.....					67,559	81
FISHERIES.						
Salaries and disbursements of Fishery Officers including the expenses of the Fisheries Advisory Board.....			243,878	02		
Building Fishways and clearing rivers.....			4,564	78		
Legal and incidental expenses.....			3,027	16		
Canadian Fisheries Museum.....			5,248	56		
Oyster culture.....			5,003	74		
To assist in the establishment, maintenance and inspection of cold storage for bait, the conservation and development of deep sea fisheries, and to provide for better transportation facilities for fresh fish.....			80,042	33		
To provide for the maintenance of experimental works for the reduction of dog fish.....			31,472	82		
To pay Custom Officers for service in connection with issuing <i>modus vivendi</i> licenses.....			364	20		
To provide for the maintenance of a Fisheries Intelligence Bureau.....			3,877	84		
Fisheries Patrol Service.....			157,412	73		
To provide for an exhibit of fresh and cured fish at the Toronto Annual Exhibition.....			8,594	09		
Salaries, building and maintenance of fish breeding establishments.....			275,166	53		
Inspection of canned and pickled fish.....			12,007	96		
To provide for the building of Fisheries Patrol boats.....			33,495	13		
Marine Biological Board of Canada.....			26,000	00		
Fishing Bounties.....			159,999	80		
					1,050,155	69

SESSIONAL PAPER No. 2

EXPENDITURE, 1916-17—Continued.

Service.	\$	cts.	\$	cts.	\$	cts.
SUBSIDIES TO PROVINCES.						
Ontario.....	2,396,378	88				
Quebec.....	1,969,630	28				
Nova Scotia.....	636,666	86				
New Brunswick.....	637,976	16				
Manitoba.....	1,423,679	36				
British Columbia.....	723,135	06				
Prince Edward Island.....	381,931	88				
Alberta.....	1,589,075	00				
Saskatchewan.....	1,710,675	00				
					11,469,148	48
MINES AND GEOLOGICAL SURVEY.						
Mines Branch.....	147,331	53				
Geological Survey Branch.....	223,577	81				
Assay Office.....	19,963	67				
					390,873	01
LABOUR.						
Conciliation and Labour Act, including publication, printing, binding and distribution of the "Labour Gazette", and allowance to correspondents and for clerical assistance in preparing tables of statistics.....	34,901	48				
Industrial Disputes Investigation Act.....	11,892	12				
Inspection of railway construction, etc.....	10,771	87				
					57,565	47
INDIANS.						
Ontario and Quebec.....	82,139	37				
Nova Scotia.....	28,314	82				
New Brunswick.....	16,277	65				
Prince Edward Island.....	2,788	87				
Manitoba, Saskatchewan, Alberta and North West Territories.....	558,108	30				
British Columbia.....	187,011	64				
Yukon.....	17,623	22				
Indian Education.....	733,768	09				
General.....	122,999	55				
Annuities.....	202,463	00				
					1,951,494	51
Royal North West Mounted Police.....					1,179,669	95
Government of the North West Territories.....					5,147	52
Government of the Yukon Territory.....					339,971	04
DOMINION LANDS AND PARKS.						
Salaries of the Outside Service.....	435,062	08				
Contingencies, advertising, etc.....	236,766	25				
Surveys, examinations of survey returns, printing of plans, etc.	774,396	19				
Amount required to pay the fees of the Board of Examiners for D. L. Surveyors, of the secretary and of the sub-examiner and for travelling expenses, stationery, printing, rent of rooms and furniture, etc.....	1,867	31				
Protection of timber in Manitoba, Saskatchewan, Alberta and N.W.T., and the Railway Belt in B.C., tree culture in Manitoba, Saskatchewan, Alberta and inspection and management of Forest Reserves.....	690,786	14				
Carried forward.....	2,138,877	97				

8 GEORGE V, A. 1918

EXPENDITURE, 1916-17—*Continued.*

Service.	\$	cts.	\$	cts.	\$	cts.
Brought forward.....			2,138,877	97		
DOMINION LANDS AND PARKS—<i>Concluded.</i>						
Grant to Canadian Forestry Association.....			2,000	00		
Protection of Reindeer Herd.....			340	66		
To pay expenses connected with Water Power investigations and reports in Manitoba, Saskatchewan, Alberta and the Railway Belt in B.C.....			132,632	14		
For surveys and works under the Irrigation Act, etc.....			179,295	24		
Grant to Cypress Hills Water Users Association.....			250	00		
Grant to Western Canada Irrigation Association.....			500	00		
Canadian National Parks.....			345,081	47		
Engraving, lithographing, printing and preparation of maps, plans and kindred publications of the Dominion, including necessary materials for same.....			55,230	97		
Costs of litigation and legal expenses.....			11,006	32		
Ordnance Lands, salaries and expenses.....			497	36		
Grant to Alpine Club, Canada.....			1,000	00		
					2,866,712	13
MISCELLANEOUS.						
Canada Gazette.....			20,995	69		
Distribution of Parliamentary documents.....			44,992	33		
Plant—repairs and renewals "Printing Bureau".....			6,995	62		
Plant—new "Printing Bureau".....			37,385	81		
Miscellaneous printing, "Printing Bureau".....			149,991	42		
Public Archives.....			59,655	80		
Expenses under the Canada Temperance Act.....			17	78		
Expenses under the Naturalization Act.....			5,883	82		
Contribution towards publication of International Catalogue of Scientific Literature.....			579	13		
For the supply of Canadian publications to Library of High Commissioners Office (London Library).....			607	64		
To provide for the expenses of the Acting High Commissioner, London, England.....			10,000	00		
Allowance for Private Secretary to Sir George Perley.....			1,200	00		
Parliamentary Guide (600 copies).....			1,200	00		
Governor General's Reception.....			2,400	04		
The Business Profits war tax act, 1916, administration.....			58,174	81		
Canadian Handicraft Guild.....			2,000	00		
Experiments with Reindeer in Canadian Labrador.....			1,000	00		
Canadian Association for the prevention of Tuberculosis.....			10,000	00		
Canadian Branch of the St. John Ambulance Association.....			5,000	00		
Conservation Commission.....			79,995	16		
Paris Agency.....			24,975	03		
Consular offices abroad.....			56	57		
Allowance to W. J. Stewart.....			1,000	00		
Lake of the Woods, Technical Board.....			6,249	74		
International Joint Commission, salaries and expenses.....			54,835	98		
Astronomical Society of Canada—grant.....			2,000	00		
Canadian Mining Institute grant.....			3,000	00		
Medical Council of Canada grant.....			15,000	00		
Royal Academy of Arts.....			5,000	00		
Ottawa Improvement Commission.....			100,000	00		
Corporation of the City of Ottawa.....			15,000	00		
Relief of distress through Forest fires in Northern Ont.....			100,000	00		
Royal Mint.....			153,000	00		
Royal Society of Canada.....			8,000	00		
National Battlefield Commission.....			34,160	00		
Interparliamentary Union of Peace.....			200	00		
Boy Scouts Association.....			5,000	00		
Champlain Monument, Ottawa.....			4,500	00		
Victorian Order of Nurses.....			5,000	00		
Monument to Samuel de Champlain, at Orillia, Ont.....			7,500	00		
Carried forward.....			1,042,552	37		

SESSIONAL PAPER No. 2

EXPENDITURE, 1916-17—*Continued.*

Service.	\$	cts.	\$	cts.	\$	cts.
Brought forward.....			1,042,552	37		
MISCELLANEOUS— <i>Continued.</i>						
Kitchener Memorial Fund.....			24,333	33		
Federal Plan. Com., Ottawa and Hull.....			1,950	00		
Economic and Development Commission.....			13,347	68		
To provide for purchase of 350 copies of Bourinot's Parliamentary Procedure.....			4,200	00		
Canadian Associated Press.....			8,000	00		
Special allowance to the Chief Justice of the Supreme Court of Canada, to cover travelling and other expenses in connection with his services while acting as deputy to his Excellency the Governor General.....			5,000	00		
Special allowance to Sir Charles Fitzpatrick <i>re</i> judicial Committee of Privy Council.....			2,500	00		
Canadian Law Library, London, England.....			250	00		
Litigated Matters, Justice.....			8,634	89		
Chief Constables Association of Canada—grant.....			500	00		
Pecuniary Claims Convention with the United States.....			2,458	88		
Suppression of the White Slave Traffic.....			999	05		
Salary of a private secretary, S. Lelievre, to the Speaker of the Senate.....			600	00		
Salary of a private secretary, H. Hinds, to Hon. J. A. Lougheed.....			900	00		
Cost of living—Board of inquiry.....			4,750	00		
Unforeseen expenses.....			8,955	09		
N. O. Cote "Political Appointments, etc.", 300 copies.....			1,500	00		
Gratuities.....			60,182	68		
Publications—Constitutions of Documents relating to Canada.....			5,000	00		
					1,196,613	97
CUSTOMS.						
Salaries and contingencies.....			3,196,524	73		
Inspectors, preventive service and Board of Customs.....			333,062	58		
Miscellaneous.....			155,768	68		
Revenue Cruisers.....			54,060	23		
Secret preventive service.....			6,374	68		
					3,745,790	90
EXCISE.						
Salaries.....			492,591	20		
Contingencies.....			80,743	93		
Duty paid to Officers serving longer hours at other than special survey.....			1,215	05		
Extra duty pay at large distilleries and other factories.....			13,365	30		
Preventive service.....			96,754	51		
Stamps for imported and Canadian Tobacco.....			82,889	50		
To pay collectors of Customs for duty collected by them.....			3,145	71		
Provisional allowance to officers in Manitoba and provinces west thereof.....			9,526	85		
Methylated spirits.....			154,788	74		
To provide for expenditure <i>re</i> War tax.....			42,312	65		
					977,333	44
WEIGHTS AND MEASURES.						
Salaries.....			109,951	11		
Contingencies.....			73,229	11		
Provisional allowance to officers in Manitoba and provinces west thereof.....			4,690	23		
International Bureau of Weights and Measures.....			216	15		
					188,086	60

8 GEORGE V, A. 1918

EXPENDITURE, 1916-17—*Concluded.*

Service.	\$	cts.	\$	cts.	\$	cts.
GAS AND ELECTRIC LIGHT.						
Salaries.....			66,969	12		
Contingencies.....			38,963	40		
Provisional allowance to officers in Manitoba and provinces west thereof.....			2,286	44		
					108,218	96
ADULTERATION OF FOOD.						
Adulteration of foods and the administration of the Act respecting fertilizers, fraudulent marking and commercial feeding stuffs.....			41,523	06		
Proprietary or patent medicines.....			850	00		
Inland Revenue Department—minor revenues.....			131	00		
Special translation.....			291	93		
					42,795	99
POST OFFICE.						
Salaries and allowances.....			7,482,742	67		
Mail service.....			7,973,102	15		
Miscellaneous.....			668,583	38		
Yukon territory.....			176,150	45		
					16,300,578	65
TRADE AND COMMERCE.						
Trade Commissioners and Commercial Agents.....			139,404	35		
Administration of the Act respecting Bounties.....			1,794	84		
Terminal elevators, construction, acquisition, etc.....			179,735	04		
Census and statistics.....			266,235	11		
Dominion Royal Commission.....			12,612	86		
Gold and Silver Marking Act.....			3,347	50		
Canada Year Book.....			13,500	00		
West India Cable.....			38,933	32		
Compassionate allowance to the widow of the late James Barr.....			1,000	00		
Development and extension of Canadian Trade.....			46,685	01		
Canadian Grain Act—salaries, rents, wages and contingencies.....			884,999	27		
					1,588,247	30
Inspection of Staples.....					2,592	82
Culling timber.....					6,510	53
BOUNTIES.						
Crude petroleum.....					101,428	28
RAILWAY SUBSIDIES.						
Lake Erie and Northern Railway.....			185,062	40		
Ha-Ha Bay Railway.....			235	80		
Canadian Northern Ontario Railway.....			358,180	41		
Kettle Valley Railway.....			290,902	43		
Edmonton, Dunvegan and B. C. Railway.....			125,202	84		
					959,583	88
War.....					306,488,814	63

SESSIONAL PAPER No. 2

INTERCOLONIAL RAILWAY, INCLUDING NEW BRUNSWICK AND PRINCE EDWARD ISLAND RAILWAY.

STATEMENT of Revenue and Working Expenses for the Fiscal Year ended
March 31, 1917.

		From April 1, 1916 to April 1, 1917.	
REVENUE.	\$ cts.	\$ cts.	\$ cts.
Passenger traffic.....		5,596,349 27	
Freight traffic.....		10,773,972 64	
Mail and express.....		965,498 55	
		17,335,820 46	
Less Miscellaneous.....	525,149 43		
Less hire of equipment, N. B. and P. E. I.....	4,947 39		
		530,096 82	16,805,723 64
WORKING EXPENSES.			
Maintenance of way and structures.....	2,713,213 14		
Maintenance of equipment.....	2,639,021 16		
Traffic expenses.....	277,926 59		
Transportation of rail line.....	9,344,767 62		
Transportation of water line.....	123,969 74		
Miscellaneous.....	304,137 39		
General.....	328,353 36		
		15,731,389 00	
Improvements and betterments.....		1,070,334 64	16,801,723 64
Difference between receipts and working expenses.....			4,000 00

PRINCE EDWARD ISLAND RAILWAY.

STATEMENT of Revenue and Working Expenses for the year ended March 31,
1917.

	From April 1, 1916 to April 1, 1917.	
REVENUE.	\$ cts.	\$ cts.
Passenger traffic.....	247,002 37	
Freight traffic.....	327,950 87	
Mails and express.....	35,236 45	
Miscellaneous.....	19,856 00	630,045 69
WORKING EXPENSES.		
Maintenance of ways and structures.....	164,851 69	
Maintenance of equipment.....	74,758 46	
Traffic expenses.....	10,656 03	
Transportation rail line.....	322,307 34	
Transportation water line.....	246,259 49	
Miscellaneous.....	15,020 01	833,853 02
Difference between receipts and working expenses.....		203,807 33

8 GEORGE V, A. 1918

NATIONAL TRANSCONTINENTAL RAILWAY.

STATEMENT of Revenue and Working Expenses for the year ended March 31, 1917.

	From April 1, 1916 to April 1, 1917.	
REVENUE.	\$ cts.	\$ cts.
Passenger traffic.....	824,713 53	
Freight traffic.....	5,643,869 19	
Mails and express.....	63,802 56	
Miscellaneous.....	102,931 09	
	6,635,316 37	
Less—Hire of equipment, Income Account.....	718,765 38	5,916,550 99
WORKING EXPENSES.		
Maintenance of ways and structures.....	1,774,730 76	
Maintenance of equipment.....	1,693,396 67	
Traffic expenses.....	127,830 62	
Transportation expenses.....	3,494,188 21	
Miscellaneous.....	19,397 97	
General.....	97,377 97	
Rental of leased roads.....	600,000 00	
		7,806,922 20
Difference between receipts and working expenses.....		1,890,371 21

INTERNATIONAL RAILWAY OF NEW BRUNSWICK.

STATEMENT of Revenue and Working Expenses for the year ended March 31, 1917.

	From April 1, 1916 to April 1, 1917.	
REVENUE.	\$ cts.	\$ cts.
Passenger traffic.....	37,015 11	
Freight traffic.....	93,866 04	
Mails and express.....	1,965 42	
Miscellaneous.....	769 40	
	133,615 97	
Less—Hire of equipment, Income Account.....	16,937 30	116,678 67
WORKING EXPENSES.		
Maintenance of way and structures.....	74,556 24	
Maintenance of equipment.....	19,023 76	
Traffic expenses.....	2,011 79	
Transportation expenses.....	66,531 36	
General.....	2,984 11	
	165,107 26	
Add—Rental of Road (5 Geo. V, cap. 16).....	90,000 00	255,107 26
Difference between receipts and working expenses.....		138,428 59

SESSIONAL PAPER No. 2

ST. JOHN AND QUEBEC RAILWAY.

STATEMENT of Revenue and Working Expenses for the year ended March 31, 1917.

	From April 1, 1916 to April 1, 1917.	
REVENUE.	\$ cts.	\$ cts.
Passenger traffic.....	28,733 00	
Freight traffic.....	50,385 99	
Mails and express.....	1,614 27	
Miscellaneous.....	592 37	
	81,325 63	
Less—Hire of equipment.....	10,566 01	70,759 62
WORKING EXPENSES.		
Maintenance of way and structures.....	31,237 01	
Maintenance of equipment.....	3,813 32	
Traffic.....	3,007 57	
Transportation rail line.....	56,534 45	
General.....	3,708 07	
		98,300 42
Difference between receipts and working expenses.....		27,540 80

ST. JOHN AND QUEBEC RAILWAY.

STATEMENT of Open Accounts on March 31, 1917.

Details.	Dr.	Cr.
	\$ cts.	\$ cts.
To Individuals' and Companies' Ledger.....	2,045 16	
Traffic Ledger.....	4 15	
Cash in transit.....	65 23	
Auditors suspense.....	25 37	
Province of New Brunswick.....	2,977 51	
Station agents.....	2,334 51	
Freight in transit.....	70 53	
Individuals' and Companies' suspense.....	145 60	
By Rails suspense.....		358 30
Balance to be adjusted 1917-18.....		2,977 51
Balance.....		4,332 25
	7,668 06	7,668 06

8 GEORGE V, A. 1918

CANADIAN GOVERNMENT RAILWAYS.

STATEMENT of Open Accounts on March 31, 1917.

Details.	DR.	CR.
	\$ cts.	\$ cts.
To Cash.....	0 02	
Rents ledger.....	6,576 45	
Individuals' and Companies' ledger.....	1,242,888 70	
Traffic ledger.....	181,501 09	
Cash in transit.....	49,343 29	
Loss and damage to freight "Suspense Account".....	31,071 05	
Unclaimed freight.....	3,522 64	
Auditors' Suspense Account.....	222,594 30	
Commissary stock.....	32,990 04	
Station agents.....	495,514 05	
Rail Loan Account.....	89,342 24	
Commissary stock "Moncton".....	405 46	
Commissary stock "Newcastle".....	317 59	
Unclaimed wages.....	4,514 36	
Rail service equipment.....	7,009 38	
Individuals' and Companies' ledger "Suspense".....	24,896 97	
Advances.....	54,693 46	
Road and equipment suspense "Grand Trunk Pacific Railway".....	18,354 34	
Halifax Ocean Terminal.....	375,589 78	
By Equipment renewal account.....		1,661,208 89
Rail renewal account.....		342,083 04
Fire renewal account.....		297,442 59
Unclaimed wages.....		2,048 30
Grand Trunk Pacific Railway Suspense, renewal of leased roads.....		550,000 00
Freight in transit.....		71,776 62
Equipment for road and Equipment suspense stores.....		18,672 95
LESS—Car service ledger.....	9,262 21	
To balance.....	92,844 97	
	2,943,232 39	2,943,232 39

INDIAN FUNDS.

STATEMENT of transactions in connection with this Fund during the year ended March 31, 1917.

	\$ cts.	\$ cts.
Balance at credit of Fund, March 31, 1916.....		7,741,491 92
Interest accrued during the year on funds in keeping of the Dominion Government.....		277,348 08
Collection on account of land sales, timber dues, fines, and sales during this year.....		519,445 83
Government Grants.....		12,500 00
Robinson Treaty annuity payments.....		3,000 00
Outstanding cheques.....		93 85
Transfer from Vote.....		5,153 00
Expenditure during the year.....	629,941 99	
Transfer to Vote.....	58,860 33	
Balance at credit, March 31, 1917.....	7,870,230 36	
	8,559,032 68	8,559,032 68

SESSIONAL PAPER No. 2

PROVINCE ACCOUNTS.

No. 1—PROVINCE OF ONTARIO—Debt Account, 47 Vic., Cap. 4.

Date.	—	Dr.	Cr.
1917.		\$ cts.	\$ cts.
March 31..	By balance as per Public Accounts of 1917.....		2,848,289 52

No. 2—PROVINCE OF QUEBEC—Debt Account.

Date.	—	Dr.	Cr.
1917.		\$ cts.	\$ cts.
March 31..	To balance as per Public Accounts of 1917.....	1,473,609 63	

No. 3—PROVINCE OF QUEBEC—Debt Account, 47 Vic., Cap. 4.

Date.	—	Dr.	Cr.
1917.		\$ cts.	\$ cts.
March 31..	By balance as per Public Accounts of 1917.....		2,549,213 61

No. 4—PROVINCE OF NOVA SCOTIA—Debt Account.

Date.	—	Dr.	Cr.
1917.		\$ cts.	\$ cts.
March 31..	By balance as per Public Accounts of 1917.....		1,055,924 25

No. 5—PROVINCE OF NOVA SCOTIA—Debt Suspense Account.

Date.	—	Dr.	Cr.
1917.		\$ cts.	\$ cts.
March 31	To balance as per Public Accounts of 1917.....	40,315 94	

8 GEORGE V, A. 1918

No. 6—PROVINCE OF NEW BRUNSWICK—Debt Account.

Date.	—	Dr.	Cr.
1917.		\$ cts.	\$ cts.
March 31..	By balance as per Public Accounts of 1917.....		529,299 39

No. 7—PROVINCE OF PRINCE EDWARD ISLAND—Debt Account.

Date.	—	Dr.	Cr.
1917.		\$ cts.	\$ cts.
March 31..	By balance as per Public Accounts of 1917.....		775,791 83

No. 8—PROVINCE OF PRINCE EDWARD ISLAND—Land Account.

Date.	—	Dr.	Cr.
1917.		\$ cts.	\$ cts.
March 31..	To balance as per Public Accounts of 1917.....	782,402 33	

No. 9—PROVINCE OF BRITISH COLUMBIA—Debt Account.

Date.	—	Dr.	Cr.
1917.		\$ cts.	\$ cts.
March 31..	By balance as per Public Accounts of 1917.....		583,021 40

No. 10—PROVINCE OF MANITOBA—Debt Account.

Date.	—	Dr.	Cr.
1917.		\$ cts.	\$ cts.
March 31..	By balance as per Public Accounts of 1917.....		3,578 941 20

SESSIONAL PAPER No. 2

No. 11—PROVINCE OF ONTARIO—Subsidy Account.

Date.		Dr.	Cr.
		\$ cts.	\$ cts.
1916.			
July 1	By $\frac{1}{2}$ year's subsidy on population of 2,523,274 Census 1911)— 2,500,000 at 80 cents per head per annum.....\$1,000,000 00 23,274 at 60 cents per head per annum.....6,982 20		
	By $\frac{1}{2}$ year's allowance under 47 Vic., cap. 4.....		1,006,982 20
	$\frac{1}{2}$ year's allowance under B.N.A. Act, 1907.....		71,207 24
" 2	To Cash.....	1,198,189 44	120,000 00
1917.			
Jan. 1	By $\frac{1}{2}$ year's subsidy and allowances as above.....		1,198,189 44
" 2	To Cash.....	1,198,189 44	
		2,396,378 88	2,396,378 88

No. 12—PROVINCE OF QUEBEC—Subsidy Account.

Date.		Dr.	Cr.
		\$ cts.	\$ cts.
1916			
July 1	By $\frac{1}{2}$ year's subsidy on population of 2,002,712 at 80 cents per head per annum (Census 1911).....		801,084 80
	By $\frac{1}{2}$ year's allowance under 47 Victoria, cap. 4.....		63,730 34
	By $\frac{1}{2}$ year's allowance under B.N.A. Act, 1907.....		120,000 00
" 2	To Cash.....	984,815 14	
1917			
Jan. 1	By $\frac{1}{2}$ year's subsidy and allowances as above.....		984,815 14
" 2	To Cash.....	984,815 14	
		1,969,630 28	1,969,630 28

No. 13—PROVINCE OF NOVA SCOTIA—Subsidy Account.

Date		Dr.	Cr.
		\$ cts.	\$ cts.
1916			
July 1	By $\frac{1}{2}$ year's subsidy on population of 492,338 at 80 cents per head per annum (Census 1911).....		196,935 20
	By $\frac{1}{2}$ year's allowance under B. N. A. Act, 1907.....		95,000 00
	By $\frac{1}{2}$ year's interest on debt allowance of \$1,055,929.12.....		26,398 23
" 2	To cash.....	318,333 43	
1917			
Jan. 1	By $\frac{1}{2}$ year's subsidy and allowance as above.....		318,333 43
" 2	To cash.....	318,333 43	
		636,666 86	636,666 86

8 GEORGE V, A. 1918

No. 14—PROVINCE OF NEW BRUNSWICK—Subsidy Account.

Date		Dr.	Cr.
1916		\$ cts.	\$ cts.
July 1	By $\frac{1}{2}$ year's subsidy on population of 351,889 at 80 cents per head per annum (Census 1911).....		140,755 60
	By $\frac{1}{2}$ year's allowance under B. N. A. Act, 1907.....		90,000 00
	By $\frac{1}{2}$ year's allowance in lieu of export duty on lumber.....		75,000 00
	By $\frac{1}{2}$ year's interest on \$529,299.39 debt allowance.....		13,232 48
" 2	To cash.....	318,988 08	
1917			
Jan 1	By $\frac{1}{2}$ year's subsidy and allowances as above.....		318,988 08
" 2	To cash.....	318,988 08	
		637,976 16	637,976 16

No. 15—PROVINCE OF MANITOBA—Subsidy Account.

Date		Dr.	Cr.
1916		\$ cts.	\$ cts.
July 1	By $\frac{1}{2}$ year's subsidy on population of 553,860 at 80 cents per head as on June 1, 1916.....		221,544 00
	By $\frac{1}{2}$ year's allowance under B. N. A. Act, 1907.....		95,000 00
" 1	By $\frac{1}{2}$ year's allowances as authorized by section 5, subsection 1 of "The Manitoba Boundaries Act, 1912"— In lieu of Public Lands on population between 400,000 and 800,000 ($\frac{1}{2}$ of \$562,500).....	\$ 281,250 00	
	Less $\frac{1}{2}$ year's Swamp Lands deduction of 5% per annum on \$2,769,856.66... \$69,246 41		
	Less $\frac{1}{2}$ year's University Lands deduction of 5% interest per annum on \$300,000..... 7,500 00		
	<u>76,746 41</u>		
	By $\frac{1}{2}$ year's grant of 5% per annum interest on \$7,631,683.85 in lieu of debt as authorized by section 4 of "The Manitoba Boundaries Act, 1912".....		204,503 59
July 2	To cash.....	711,839 68	190,792 09
1917			
Jan. 1	By $\frac{1}{2}$ year's subsidy and allowances as above.....		711,839 68
" 2	To cash.....	711,839 68	
		1,423,679 36	1,423,679 36

SESSIONAL PAPER No. 2

No. 16—PROVINCE OF BRITISH COLUMBIA—Subsidy Account.

Date		Dr.	Cr.
1916		\$ cts.	\$ cts.
July 1....	By $\frac{1}{2}$ year's subsidy on population of 392,480 at 80 cents per head per annum (Census 1911).....		156,992 00
	By $\frac{1}{2}$ year's allowance under B. N. A. Act, 1907.....		90,000 00
	By $\frac{1}{2}$ year's allowance in lieu of lands as authorized by O.C., Windsor, 16th May, 1871.....		50,000 00
	By $\frac{1}{2}$ year's allowance of temporary grant of \$100,000 per annum for ten years as authorized by B.N.A. Act, 1907, section 1, subsection 2.....		50,000 00
	By $\frac{1}{2}$ year's interest on debt allowance of 5 per cent per annum on \$583,021.40.....		14,575 53
" 2....	To cash.....	361,567 53	
1917			
Jan. 1....	By $\frac{1}{2}$ year's subsidy and allowance as above.....		361,567 53
" 2....	To cash.....	361,567 53	
		723,135 06	723,135 06

No. 17—PROVINCE OF PRINCE EDWARD ISLAND—Subsidy Account.

Date.		Dr.	Cr.
1916.		\$ cts.	\$ cts.
July 1....	By $\frac{1}{2}$ year's subsidy on population of 109,078 at 80 cents per head per annum (Census 1891).....		43,631 20
	By $\frac{1}{2}$ year's allowance under B. N. A. Act, 1907.....		50,000 00
	By $\frac{1}{2}$ year's allowance in lieu of lands.....		22,500 00
	By $\frac{1}{2}$ year's additional subsidy allowance under 50-51 Vic., c. 8.....		10,000 00
	By $\frac{1}{2}$ year's further allowance in settlement of steamship service claim under 1 Edward 7, cap. 3, section 1.....		15,000 00
" 2....	By $\frac{1}{2}$ year's interest on debt of 5% per annum on \$775,791.83....		19,394 79
	To $\frac{1}{2}$ year's deduction on Land Account balance being 5% per annum on \$782,402.33 as authorized by O.C. Windsor, 26th June, 1873.....	19,560 05	
	To Prince Edward Island Railway for interest on the cost and maintenance of the Hillsboro River bridge as authorized by 63-64 Vic., cap. 7.....	4,875 00	
	By $\frac{1}{2}$ year's grant as authorized by 2 Geo. 5, cap. 42, sec. 2....		50,000 00
	To cash.....	186,090 94	
1917.			
Jan. 1....	By $\frac{1}{2}$ year's subsidies and allowances as above.....		210,525 99
	To deductions as above.....	24,435 05	
" 2....	To cash.....	186,090 94	
		421,051 98	421,051 98

8 GEORGE V, A. 1918

No. 18—PROVINCE OF SASKATCHEWAN—Subsidy Account.

Date.		Dr.	Cr.
1916.		\$ cts.	\$ cts.
July 1.....	By $\frac{1}{2}$ year's subsidy on population of 691,000 at 80 cents per head per annum (Census 1911).....		276,400 00
" 2.....	By $\frac{1}{2}$ year's allowance under B. N. A. Act, 1907.....		95,000 00
Sept. 1.....	To cash.....	371,400 00	
	By $\frac{1}{2}$ year's interest on Debt Allowance of 5% per annum on \$8,107,500.....		202,687 50
" 3.....	By $\frac{1}{2}$ year's allowance in lieu of Public Lands (Census 1911), population between 400,000 and 800,000, as authorized by 4-5 Edward 7, cap. 42 (1905), sec. 20.....		281,250 00
	To cash.....	483,937 50	
1917.			
Jan. 1.....	By $\frac{1}{2}$ year's subsidy and allowances as above.....		371,400 00
" 2.....	To cash.....	371,400 00	
Mar. 1.....	By $\frac{1}{2}$ year's allowances as above.....		483,937 50
	To cash.....	483,937 50	
		1,710,675 00	1,710,675 00

No. 19—PROVINCE OF ALBERTA—Subsidy Account.

Date.		Dr.	Cr.
1916.		\$ cts.	\$ cts.
July 1.....	By $\frac{1}{2}$ year's subsidy on population of 539,000 at 80 cents per head per annum (Census 1911).....		215,600 00
" 2.....	By $\frac{1}{2}$ year's allowance under B. N. A. Act, 1907.....		95,000 00
Sept. 1.....	To cash.....	310,600 00	
	By $\frac{1}{2}$ year's interest on debt allowance of 5% per annum on \$8,107,500.....		202,687 50
" 3.....	By $\frac{1}{2}$ year's allowance in lieu of Public Lands (Census 1911), population over 400,000.....		281,250 00
	To cash.....	483,937 50	
1917.			
Jan. 1.....	By $\frac{1}{2}$ year's subsidy and allowances as above.....		310,600 00
" 2.....	To cash.....	310,600 00	
Mar. 1.....	By $\frac{1}{2}$ year's allowances as above.....		483,937 50
" 2.....	To cash.....	483,937 50	
		1,589,075 00	1,589,075 00

SESSIONAL PAPER No. 2

SUBSIDY ALLOWANCES from July 1st, 1867, to close of fiscal year ended March, 1917.

Province.	Allowances for Government.	Allowances per head of Population.	Special Grants.	Interest on Debt Allowance.	Total
	\$ cts.	\$ cts.	\$ cts.	\$ cts.	\$ cts.
Ontario.....	5,600,000 00	63,744,128 79		2,465,057 98	71,809,186 77
Quebec.....	5,200,000 00	50,459,603 20		3,029,960 65	58,689,563 85
Nova Scotia.....	4,300,000 00	16,315,001 60	826,980 00	2,285,407 26	23,727,388 86
New Brunswick.....	3,800,000 00	12,569,297 60	7,230,000 00	947,730 68	24,547,028 28
British Columbia.....	2,940,000 00	5,058,544 00	5,600,000 00	1,350,732 60	14,949,276 60
Prince Edward Island	2,020,000 00	3,741,980 80	2,014,346 14	1,904,632 95	9,680,959 89
Saskatchewan.....	1,951,666 67	4,274,821 60	6,093,750 00	4,864,500 00	17,184,738 27
Alberta.....	1,926,666 67	3,456,926 67	5,625,000 00	4,864,500 00	15,873,093 34
Manitoba.....	3,505,000 00	8,045,727 20	7,510,604 62	6,863,668 59	25,925,000 41
	31,243,333 34	167,666,031 46	34,900,680 76	28,576,190 71	262,386,236 27

CANADA

ESTIMATES

FOR THE

FISCAL YEAR ENDING MARCH 31

1919

PRINTED BY ORDER OF PARLIAMENT



OTTAWA

J. DE LABROQUERIE TACHÉ

PRINTER TO THE KING'S MOST EXCELLENT MAJESTY

1918



ESTIMATES

FOR THE FISCAL YEAR ENDING MARCH 31, 1919.

INDEX TO VOTES BY NUMBERS.

Page.	Subjects.	No. of Vote.
4	Summary.....	
6	Interest on Public Debt.....	
6	Premium, Discount and Exchange.....	
6	Sinking Funds.....	
7	Charges of Management.....	1
8	Civil Government.....	2 to 33
41	Administration of Justice.....	34 to 37
44	Dominion Police.....	38
45	Penitentiaries.....	39
47	Legislation.....	40 to 43
55	Arts and Agriculture.....	44 to 59
56	Quarantine.....	60 to 62
56	Immigration and Colonization.....	63 to 66
57	Pensions.....	67 to 80
59	Superannuation.....	
60	Militia and Defence.....	81 to 95
63	Railways and Canals—Chargeable to Capital.....	96 to 102
64	" " Chargeable to Income.....	103 to 110
66	Public Works—Chargeable to Capital.....	111 to 112
67	" " Chargeable to Income.....	113 to 142
75	Mail Subsidies and Steamship Subventions.....	143 to 188
78	Naval Service.....	189 to 196
78	Ocean and River Service.....	197 to 207
79	Public Works—Chargeable to Capital—Marine Department.....	208 to 210
80	Lighthouse and Coast Service.....	211 to 221
81	Scientific Institutions.....	222 to 224
82	Marine Hospitals.....	225
82	Steamboat Inspection.....	226
83	Fisheries.....	227 to 235
84	Subsidies to Provinces.....	
85	Mines and Geological Survey.....	236 to 238
85	Labour.....	239 to 241
86	Indians.....	242 to 250
88	Royal Northwest Mounted Police.....	251
89	Government of the Northwest Territories.....	252
89	" Yukon Territory.....	253
90	Dominion Lands and Parks.....	254
91	Soldiers' Land Settlement.....	255
91	Miscellaneous.....	256 to 298
94	Customs.....	299
95	Excise.....	300
96	Weights and Measures, Gas and Electric Light Inspection.....	301
96	Adulteration of Food, etc.....	302
97	Railways and Canals—Collection of Revenue.....	303 to 305
98	Public Works—Collection of Revenue.....	306 to 307
99	Post Office—Outside Service.....	308
103	Trade and Commerce.....	309 to 324

SUMMARY

Of the Estimated Expenditure of the Fiscal Year ending March 31, 1919, together with the sums granted for the Fiscal Year ending March 31, 1918, and a statement showing the Increase and Decrease for each Service.

No.	Service.	To be Voted 1918-19.		Authorized by Statute, 1918-19.		Total. 1918-19.		Total. 1917-18.		Compared with Estimates of 1917-18.	
		\$	cts.	\$	cts.	\$	cts.	\$	cts.	Increase.	Decrease.
I.	Public Debt, including Sinking Funds.....			78,119,501 75		78,119,501 75		57,720,215 52		20,399,286 23	
II.	Charges of Management.....	518,850 00				518,850 00		535,450 00			16,600 00
III.	Civil Government.....	7,859,566 00		284,066 66		8,143,632 66		7,787,077 62		356,555 04	
IV.	Administration of Justice.....	86,683 34		1,466,200 00		1,552,883 34		1,546,070 84		6,812 50	
V.	Dominion Police.....	146,765 00				146,765 00		128,765 00		18,000 00	
VI.	Penitentiaries.....	991,600 00				991,600 00		1,012,500 00			20,900 00
VII.	Legislation.....	990,654 00		859,500 00		1,850,154 00		1,931,164 07			81,010 07
VIII.	Arts and Agriculture.....	3,100,151 60		1,100,000 00		4,200,151 60		4,788,500 00			528,348 40
IX.	Quarantine.....	241,000 00				241,000 00		248,000 00			7,000 00
X.	Immigration and Colonization.....	1,135,000 00				1,135,000 00		1,335,000 00			200,000 00
XI.	Pensions.....	15,802,613 53				16,146,575 14		10,861,193 69		5,285,381 45	
XII.	Superannuation.....			343,961 61		400,000 00		400,000 00			
XIII.	Militia and Defence.....	4,191,000 00		21,600 00		4,212,600 00		4,588,704 85			376,104 85
XIV.	Railways and Canals—Income.....	33,016,387 33		55,000 00		33,071,387 33		8,069,597 33		25,001,790 00	
XV.	Public Works—Income.....	7,466,153 96		129,208 96		7,595,362 92		11,801,663 75			4,206,300 83
XVI.	Mail Subsidies and Steamship Subventions.....	1,585,234 00		321,666 66		1,906,900 66		2,957,400 66			1,050,500 00
XVII.	Naval Service.....	1,539,000 00				1,539,000 00		2,270,400 00			740,400 00
XVIII.	Ocean and River Service.....	1,947,800 00				1,947,800 00		1,445,627 26		502,172 74	
XIX.	Lighthouse and Coast Service.....	405,000 00				1,989,500 00		2,208,021 05			208,521 05
XX.	Scientific Institutions.....	78,000 00				78,000 00		399,793 00		5,207 00	
XXI.	Marine Hospitals and sick and distressed seamen.....	79,221 00				79,221 00		79,749 00			528 00
XXII.	Steamboat Inspection.....	875,000 00		160,000 00		1,035,000 00		1,354,900 00			319,900 00
XXIII.	Fisheries.....	427,900 00		11,369,148 48		11,369,148 48		11,451,673 28			82,524 80
XXIV.	Subsidies to Provinces.....	75,000 00				427,900 00		435,020 00			7,120 00
XXV.	Mines and Geological Survey.....	1,673,898 00				75,000 00		78,500 00			3,500 00
XXVI.	La Bour.....	1,127,777 57		205,290 00		1,879,188 00		1,948,650 00			69,462 00
XXVII.	Indians.....	8,000 00				1,127,777 57		1,418,169 00			290,391 43
XXVIII.	Royal Northwest Mounted Police.....	185,000 00				8,000 00		8,000 00			
XXIX.	Government of the Northwest Territories.....	2,531,645 00				185,000 00		290,000 00			135,000 00
XXX.	Government of the Yukon Territory.....	2,531,645 00				2,531,645 00		2,915,395 00			383,750 00
XXXI.	Dominion Lands and Parks.....	2,916,000 00				2,916,000 00					
XXXII.	Soldiers' Land Settlement.....							400,000 00			

SESSIONAL PAPER No. 3

XXXVI. Miscellaneous.....	6,290,531 19	265,000 00	6,555,531 19	1,452,835 00	5,102,696 19	
XXXVII. Customs.....	4,565,000 00		4,565,000 00	4,565,000 00		135,550 50
XXXVIII. Excise.....	1,523,768 25		1,523,768 25	1,639,318 75		28,840 00
XXXIX. Weights and Measures, Gas and Electric Light Inspection..	394,510 00		394,510 00	423,350 00		
XL. Adulteration of Food.....	53,500 00		53,500 00	42,500 00	11,000 00	
XLI. Railways and Canals—Collection of Revenue	1,648,500 00		1,648,500 00	1,499,600 00	148,900 00	
XLII. Public Works—Collection of Revenue	935,900 00		935,900 00	946,700 00		10,800 00
XLIII. Post Office.....	19,116,260 75		19,116,260 75	18,955,596 02	160,664 73	
XLIV. Trade and Commerce.....	1,712,595 33		1,712,595 33	2,336,195 33		617,600 00
<i>Railways and Canals—Collection of Revenue—Amount voted in 1917-18—Now otherwise provided for.....</i>				25,000,000 00		25,000,000 00
Total Consolidated Revenue.....	129,231,965 85	95,100,144 12	224,332,109 97	*201,514,296 02	22,817,813 95	
XIV. Railways and Canals—Capital.....	23,313,000 00		23,313,000 00	44,349,542 23		21,036,542 23
XVI. Public Works—Capital.....	4,456,000 00		4,456,000 00	8,056,000 00		3,600,000 00
XXI. Public Works—Capital—Marine Department.....	691,900 00		691,900 00	888,550 00		196,650 00
Total Capital.....	28,460,900 00		28,460,900 00	53,294,092 23		24,833,192 23
Grand total	157,692,865 85	95,100,144 12	252,793,009 97	251,808,588 25		2,915,378 28
Redemption of Debt.....						

* This amount includes the sums authorized by the several Appropriation Acts for 1917-18, and an amount of \$149,137.46 required to carry out the provisions of the Civil Service Amendment Act, Chapter 9, 1917.

I—INTEREST ON PUBLIC DEBT.

Details.	1918-19.	1917-18.	Compared with Estimates of 1917-18.	
			Increase.	Decrease.
	\$ cts.	\$ cts.	\$ cts.	\$ cts.
INTEREST ON PUBLIC DEBT.				
Funded debt payable in London.. .. .	13,239,099 16	13,239,099 16		
Funded debt payable in Canada.. .. .	45,717,189 54	14,729,091 42	30,988,098 12	
Funded debt payable in Canada and New York	7,043,500 00	3,767,850 00	3,275,650 00	
Other liabilities	3,125,242 33	3,070,300 00	54,942 33	
Interest on Imperial Government advances		9,227,802 59		9,227,802 59
Probable further amount required	5,000,000 00	10,250,000 00		5,250,000 00
	74,125,031 03	54,284,143 17	19,840,887 86	
PREMIUM, DISCOUNT AND EXCHANGE.				
Probable amount required		150,000 00		150,000 00
SINKING FUNDS.				
<i>Dominion Loan of 1884.</i>				
$\frac{1}{2}$ per cent. on \$23,467,206.27 (1 year)	\$117,336 04			
Investments of dividends	318,528 96			
	435,865 00	422,324 95	13,540 05	
<i>$3\frac{1}{2}$ per cent loan of 1930-50.</i>				
$\frac{1}{2}$ per cent on \$137,058,841 (1 year)	\$685,294 21			
Investments of dividends	272,880 35			
	958,174 56	1,082,908 62		124,734 06
<i>4 per cent loan of 1940-60.</i>				
$\frac{1}{2}$ per cent on \$93,926,666.66 (1 year)	\$469,633 33			
Investments of dividends	80,797 83			
	550,431 16	730,838 75		180,407 59
<i>Canada 1915-25 War Loan.</i>				
$\frac{1}{2}$ per cent on \$100,000,000 (1 year)	\$500,000 00			
Investments of dividends	50,000 00			
	550,000 00	550,000 00		
Probable further amount required	1,500,000 00	500,000 00	1,000,000 00	
	3,994,470 72	3,286,072 32	708,398 40	
SUMMARY.				
Interest on Public Debt	74,125,031 03	54,284,143 17	19,840,887 86	
Premium, Discount and Exchange		150,000 00		150,000 00
Sinking Funds	3,994,470 72	3,286,072 32	708,398 40	
	78,119,501 75	57,720,215 49	20,399,286 26	

SESSIONAL PAPER No. 3

II—CHARGES OF MANAGEMENT.

Amount to be voted\$518,850 00.

No. of Vote.	Details.	1918-19.	1917-18.	Compared with Estimates of 1917-18.	
				Increase.	Decrease.
		\$ cts.	\$ cts.	\$ cts.	\$ cts.
1 {	Offices of the Assistant Receivers General and Country Savings Banks—				
	Salaries.....	66,850 00	66,850 00		
	Contingencies.....	6,000 00	6,000 00		
	Printing Dominion Notes..	300,000 00	300,000 00		
	Printing, advertising, inspection, express charges, etc.....	42,000 00	42,000 00		
	Commission for payment of interest on public debt, purchase of sinking funds.	80,000 00	80,000 00		
	Brokerage on purchase of sinking funds.....	6,000 00	5,600 00	400 00	
	English Bill stamps, postage, etc.....	3,000 00	20,000 00	17,000 00
	Removal of foreign and uncurrent coin from circulation.....	15,000 00	15,000 00		
		518,850 00	535,450 00	16,600 00

III.—CIVIL GOVERNMENT.

Amount to be voted..... \$7,859,566 00

No. of Vote.	Departments.	Details.	1918-19.	1917-18.	Compared with Estimates of 1917-18.	
					Increase.	Decrease.
			\$ cts.	\$ cts.	\$ cts.	\$ cts.
	(A) ESTIMATES OF EXPENDITURE FOR WHICH VOTES OF PARLIAMENT ARE REQUIRED.					
2	Governor General's Secretary's Office— Salaries, including Doorkeeper and Orderly at \$1,100	(a)	29,100 00	27,850 00	1,250 00	
	Contingencies, including allowance of \$600 to Private Secretary		66,660 00	66,600 00		
3	Privy Council Office— Salaries, including Assistant Clerk of Privy Council at \$4,000	(b)	44,900 00	51,612 50		6,712 50
	Contingencies		10,000 00	10,000 00		
4	Administration of Justice— Salaries, including H. Demarais at \$1,000....	(c)	166,387 50	163,412 50	2,975 00	
	Contingencies		21,000 00	21,000 00		
5	Department of Militia and Defence— Salaries	(d)	212,500 00	205,200 00	7,300 00	
	Contingencies		19,500 00	19,500 00		
6	Department of the Secretary of State— Salaries	(e)	80,025 00	86,850 00		6,825 00
	Contingencies		16,500 00	16,000 00	500 00	
7	Department of Public Printing and Stationery— Salaries	(f)	69,787 50	67,562 50	2,225 00	
	Contingencies		10,300 00	10,300 00		
8	Department of the Interior— Salaries	(g)	1,172,125 00	1,129,725 00	42,400 00	
	Contingencies		105,060 00	90,000 00	15,060 00	
9	Department of Immigration and Colonization— Salaries	(h)	129,292 50	109,942 50	19,350 00	
	Contingencies		25,000 00	25,000 00		
10	Department of Indian Affairs— Salaries, including A. S. Williams, Law Clerk at \$2,900	(i)	133,075 00	131,687 50	1,387 50	
	Contingencies		19,000 00	21,550 00		2,550 00
11	Royal Northwest Mounted Police— Salaries	(j)	22,300 00	21,839 14	460 86	
	Contingencies		1,700 00	1,700 00		
12	Office of the Auditor General— Salaries	(k)	150,125 00	147,550 00	2,575 00	
	Contingencies		10,000 00	16,500 00		6,500 00
13	Department of Finance and Treasury Board— Salaries	(l)	163,212 50	157,600 00	5,612 50	
	Contingencies		40,000 00	30,000 00	10,000 00	
14	Department of Customs— Salaries	(m)	361,775 00	343,087 50	18,687 50	
	Contingencies		25,000 00	25,000 00		
15	Department of Inland Revenue— Salaries	(n)	190,025 00	193,225 00		3,200 00
	Contingencies		28,000 00	28,000 00		
16	Department of Agriculture— Salaries	(o)	533,850 00	516,862 50	16,987 50	
	Contingencies		100,000 00	100,000 00		
17	Department of Marine and Fisheries— Salaries, including transfer of F. A. Willsher at \$2,200, and of G. L. MacLaren and T. F. Murdock at \$1,450 each	(p)	224,500 00	213,920 83	10,579 17	
	Contingencies		31,000 00	32,000 00		1,000 00
	Carried forward		4,211,580 00	4,081,077 47	157,290 03	26,787 50

SESSIONAL PAPER No. 3

III—CIVIL GOVERNMENT—*Continued.*

No. of Vote.	Departments.	Details.	1918-19.	1917-18.	Compared with Estimates of 1917-18.	
					Increase.	Decrease.
			\$ cts.	\$ cts.	\$ cts.	\$ cts.
	Brought forward.....		4,211,580 00	4,081,077 47	157,290 03	26,787 50
18	Department of Naval Service—	(q)				
	Salaries.....		208,850 00	196,150 00	12,700 00	
	Contingencies.....		50,000 00	50,000 00		
19	Department of Railways and Canals—	(r)				
	Salaries, including Assistant to Minister at \$5,000; Solicitor at \$5,000; Inspecting Engineer at \$4,000; Chief Auditor at \$2,800; Assistant Engineer at \$2,800; C. E. Stevens at \$2,100; R. Dorman at \$1,800; J. H. Arthurs at \$1,600.....		203,112 50	189,237 50	13,875 00	
	Contingencies.....		28,000 00	28,000 00		
20	Department of Public Works—	(s)				
	Salaries.....		574,955 00	605,025 00		30,070 00
	Contingencies.....		56,000 00	85,000 00		29,000 00
21	Department of Mines—	(t)				
	Salaries.....		397,785 00	388,710 00	9,075 00	
	Contingencies.....		5,500 00	5,500 00		
22	Post Office Department—	(u)				
	Salaries.....		943,870 00	898,370 00	45,500 00	
	Contingencies.....		125,600 00	125,000 00		
23	Department of Trade and Commerce—	(v)				
	Salaries.....		157,737 50	139,966 67	17,770 83	
	Contingencies.....		15,000 00	15,000 00		
24	Department of Labour—	(w)				
	Salaries.....		58,287 50	59,412 50		1,125 00
	Contingencies.....		15,000 00	15,000 00		
25	High Commissioner's Office, London—	(x)				
	Salaries.....		22,250 00	21,650 00	600 00	
	Contingencies.....		58,151 00	58,151 00		
26	Departments Generally—	(y)				
	Contingencies—Care and cleaning of Departmental Buildings, including amount of \$100 to E. Snowdon for firing noon gun.....		310,000 00	275,000 00	35,000 00	
27	General Consulting Engineer to Dominion Government—	(z)				
	Salaries.....		7,600 00	7,600 00		
	Contingencies.....		150 00	150 00		
28	Department of Insurance—	(za)				
	Salaries.....		35,950 00	33,587 50	2,362 50	
	Contingencies.....		32,500 00	31,000 00	1,500 00	
29	Department of External Affairs—	(zb)				
	Salaries.....		49,137 50	36,662 50	12,475 00	
	Contingencies.....		15,500 00	15,500 00		
30	Office of the Conservation Commission—	(zc)				
	Salaries.....		40,500 00	39,175 00	1,325 00	
31	Department of Public Archives—	(zd)				
	Salaries.....		58,987 50	60,875 00		1,887 50
	Contingencies.....		8,500 00	7,500 00	1,000 00	
32	Department of Soldiers' Civil Re-establishment—	(ze)				
	Salaries, including Solicitor at \$4,000; Assistant Deputy Minister and Secretary at \$4,000; Director of Employment at \$4,000. Accountant at \$3,500, and Assistant Accountant at \$2,500.....		66,000 00		66,000 00	
	Contingencies.....		25,000 00		25,000 00	
33	Civil Service Commission—	(zf)				
	Salaries.....		47,662 50	33,787 50	13,875 00	
	Contingencies.....		31,000 00	15,500 00	15,500 00	
	Carried forward.....		7,839,566 00	7,517,587 64	430,848 36	88,870 00

III.—CIVIL GOVERNMENT—*Continued.*

No. of Vote.	Departments.	Details.	1918-19.	1917-18.	Compared with Estimates of 1917-18.	
					Increase.	Decrease.
			\$ cts.	\$ cts.	\$ cts.	\$ cts.
	Brought forward		7,859,566 00	7,517,587 64	430,848 36	88,870 00
	Unexpended Vote 411, Schedule B, Appropriation Act No. 4, 1917, of \$62,325.00, less \$685.01 used in "Legislation"			2,423 32		2,423 32
			7,859,566 00	*7,520,010 96	339,555 04	

*This amount includes the sums authorized for the fiscal year 1917-18 by the several Appropriation Acts, and Civil Service Amendment Act, 1917, as follows:—

Expenditure authorized under Departmental salaries	\$7,312,586 00
Expenditure authorized by Vote 411, Schedule B. Appropriation Act, No. 4, 1917, \$62,325.00, less \$685.01 used in "Legislation"	61,639 99
Total amount voted	\$7,374,225 99
Expenditure authorized by Civil Service Amendment Act No. 4, 1917, Chap. 9.	145,784 97
Grand Total	\$7,520,010 96

SESSIONAL PAPER No. 3

III.—CIVIL GOVERNMENT—*Continued.*

	1918-19.	1917-18.	Compared with Estimates of 1917-18.	
			Increase.	Decrease.
	\$ cts.	\$ cts.	\$ cts.	\$ cts.
(B) EXPENDITURE AUTHORIZED BY STATUTE.				
The Salary of the Governor General.....	48,666 66	48,666 66		
" High Commissioner of Canada in England.....	10,000 00	10,000 00		
" Lieut.-Governor of Ontario.....	10,000 00	10,000 00		
" " Quebec.....	10,000 00	10,000 00		
" " Nova Scotia.....	9,000 00	9,000 00		
" " New Brunswick.....	9,000 00	9,000 00		
" " Manitoba.....	9,000 00	9,000 00		
" " British Columbia.....	9,000 00	9,000 00		
" " Prince Edward Island.....	7,000 00	7,000 00		
" " Alberta.....	9,000 00	9,000 00		
" " Saskatchewan.....	9,000 00	9,000 00		
" Sixteen Ministers, 1 at \$12,000, 15 at \$7,000.....	117,000 00	110,000 00	7,000 00	
" Two Parliamentary Secretaries at \$5,000.....	10,000 00	10,000 00	
" Solicitor General.....	5,000 00	5,000 00		
" Governor General's Secretary.....	2,400 00	2,400 00		
" Auditor General.....	5,000 00	5,000 00		
" Superintendent of Insurance.....	5,000 00	5,000 00		
	284,066 66	267,066 66	17,000 00	
SUMMARY.				
To be voted.....	7,859,566 00	7,520,010 96	339,555 04	
Authorized by Statute.....	284,066 66	267,066 66	17,000 00	
Total.....	8,143,632 66	7,787,077 62	356,555 04	

III—CIVIL GOVERNMENT—*Continued.*

Number.		Department.	Salaries.	
1918-19.	1917-18.		1918-19.	1917-18.
		(a) OFFICE OF THE GOVERNOR GENERAL'S SECRETARY.	\$ cts.	\$ cts.
1	1	Governor General's Secretary. (Additional to salary authorized by R.S. C. 4)	2,600 00	2,600 00
		Aides de Camp	7,300 00	7,300 00
2	2	First Division, Subdivision A: 1 at \$3,700; 1 at \$3,200	6,900 00	6,700 00
1	1	First Division, Subdivision B	2,500 00	2,400 00
1	1	Second Division, Subdivision A	1,700 00	1,600 00
1	1	Second Division, Subdivision B	1,200 00
1	1	Third Division, Subdivision A	1,200 00	1,150 00
1	1	Third Division, Subdivision B	600 00	500 00
1	1	Doorkeeper and Principal Orderly	1,100 00	1,000 00
4	5	Orderlies, 4 at \$1,000.	4,000 00	4,600 00
13	13		29,100 00	*27,850 00
		<i>Contingencies.</i>		
		Allowances to A. F. Sladen, Private Secretary	600 00	600 00
		Printing and Stationery	3,000 00	3,000 00
		Sundries	63,000 00	63,000 00
			66,600 00	66,600 00

*This amount includes the sums authorized for the fiscal year 1917-18 by the several Appropriation Acts and Civil Service Amendment Act, 1917, as follows:—

Expenditure authorized under Departmental salaries	\$ 27,250 00
Expenditure authorized by vote 411 (Schedule B, Appropriation Act No. 4, 1917.)	200 00
Expenditure authorized by Civil Service Amendment Act, 1917, Chap. 9. .	400 00
	\$ 27,850 00

		(b) PRIVY COUNCIL OFFICE.		
1	1	Deputy Head, Clerk of Privy Council	5,000 00	5,000 00
2	3	First Division, Subdivision A: Asst. Clerk of Privy Council at \$4,000; 1 at \$3,925	7,925 00	10,700 00
		First Division, Subdivision B: 4 at \$2,600; 1 at \$2,100.	12,500 00	10,000 00
5	4	Second Division, Subdivision A: 1 at \$2,100; 1 at \$1,850; 1 at \$1,625	5,575 00	12,437 50
3	6	Second Division, Subdivision B: 2 at \$1,300; 1 at \$1,225; 1 at \$1,175; 1 at \$1,150; 1 at \$1,100	6,100 00	3,125 00
5	4	Third Division, Subdivision A	2,500 00	2,500 00
0	2	Third Division, Subdivision B: 2 at \$1,000; 1 at \$800	2,800 00	1,750 00
3	2	Door-keeper	1,200 00	1,200 00
1	1	Messengers, 2 at \$1,000; 2 at \$600	3,200 00	4,300 00
4	5	Allowance for Private Secretary	600 00	600 00
24	28		44,900 00	*51,612 50
		<i>Contingencies.</i>		
		Printing and stationery	3,000 00	3,000 00
		Sundries	7,000 00	7,000 00
			10,000 00	10,000 00

*This amount includes the sums authorized for the fiscal year 1917-18 by the several Appropriation Acts and Civil Service Amendment Act, 1917, as follows:—

Expenditure authorized under Departmental salaries	\$ 50,562 50
Expenditure authorized by Vote No. 411, schedule B, Appropriation Act No. 4, 1917	700 00
Expenditure authorized by Civil Service Amendment Act, 1917, Chap. 9. .	350 00
	\$ 51,612 50

SESSIONAL PAPER No. 3

III.—CIVIL GOVERNMENT—Continued.

Number.		Department.	Salaries.	
1918-19.	1917-18.		1918-19.	1917-18.
		(c) ADMINISTRATION OF JUSTICE.	\$ cts.	\$ cts.
		<i>Department of Justice, including Penitentiary Branch.</i>		
1	1	Deputy Minister.....	10,000 00	10,000 00
12	12	First Division, Subdivision A:—1 at \$4,500; 6 at \$4,000; 1 at \$3,500; 2 at \$3,200; 2 at \$2,800.....	44,000 00	43,500 00
11	11	First Division, Subdivision B:—1 at \$2,800; 1 at \$2,700; 1 at \$2,675; 1 at \$2,600; 2 at \$2,550; 1 at \$2,500; 1 at \$2,250; 2 at \$2,200; 1 at \$2,100.....	27,125 06	26,000 00
2	2	Second Division, Subdivision A:—1 at \$1,925; 1 at \$1,737.50.....	3,662 50	3,600 00
4	4	Second Division, Subdivision B:—2 at \$1,300; 1 at \$1,200; 1 at \$1,050.....	4,850 00	4,525 00
5	5	Third Division, Subdivision A:—1 at \$1,300; 1 at \$1,150; 2 at \$1,100; 1 at \$1,012.50.....	5,662 50	5,325 00
9	9	Third Division, Subdivision B:—1 at \$1,000; 1 at \$987.50; 1 at \$912.50; 1 at \$850; 1 at \$812.50; 2 at \$800; 2 at \$600.....	7,362 50	7,437 50
6	6	Messengers:—3 at \$1,000; 1 at \$975; 1 at \$762.50; 1 at \$750.....	5,487 50	5,300 00
		Allowance to Private Secretaries.....	1,200 00	1,200 00
50	50		109,350 00	106,887 50
		<i>Supreme Court of Canada.</i>		
3	3	First Division, Subdivision A:—1 at \$5,000; 1 at \$3,400; 1 at \$2,875.....	11,275 00	11,500 00
3	3	First Division, Subdivision B:—2 at \$2,600; 1 at \$2,500.....	7,700 00	7,400 00
3	3	Second Division, Subdivision A:—1 at \$2,050; 1 at \$1,950; 1 at \$1,700.....	5,700 00	5,400 00
3	3	Second Division, Subdivision B:—1 at \$1,600; 1 at \$1,350; 1 at \$1,000.....	3,950 00	3,500 00
1	2	Third Division, Subdivision A:—.....	1,300 00	2,450 00
1	1	Third Division, Subdivision B:—.....	1,000 00	950 00
4	4	Messengers:—2 at \$1,000; 1 at \$812.50; 1 at \$750.....	3,562 50	3,425 00
18	19		34,487 50	34,625 00
		<i>Exchequer Court of Canada.</i>		
1	1	First Division, Subdivision A.....	3,875 00	3,775 00
2	2	First Division, Subdivision B:—1 at \$2,800; 1 at \$2,600.....	5,400 00	5,225 00
2	1	Second Division, Subdivision B:—1 at \$1,600; 1, H. Desmarais at \$1,000.....	2,600 00	1,600 00
1	2	Third Division, Subdivision B.....	625 00	1,450 00
1	1	Messenger.....	1,000 00	950 00
7	7		13,500 00	13,000 00
		<i>Dominion Police.</i>		
1	1	First Division, Subdivision A.....	5,000 00	5,000 00
1	1	First Division, Subdivision B.....	2,500 00	2,400 00
2	2	Third Division, Subdivision B:—1 at \$950; 1 at \$600.....	1,550 00	1,500 00
4	4		9,050 00	8,900 00
79	80	Grand total.....	166,387 50	*163,412 50
		<i>Contingencies.</i>		
		Clerical and other assistance.....	3,000 00	3,000 00
		Printing and stationery.....	4,300 00	4,300 00
		Sundries.....	13,700 00	13,700 00
			21,000 00	21,000 00

* This amount includes the sums authorized for the fiscal year 1917-18 by the several Appropriation Acts and Civil Service Amendment Act, 1917, as follows:—

Expenditure authorized under Departmental salaries.....	159,912 50
Expenditure authorized by Vote 411, schedule B, Appropriation Act No. 4, 1917.....	900 00
Expenditure authorized by Civil Service Amendment Act, 1917, chap. 9.....	2,600 00
	163,412 50

III—CIVIL GOVERNMENT—*Continued.*

Number.		Department.	Salaries.	
1918-19.	1917-18.		1918-19.	1917-18.
		(d) DEPARTMENT OF MILITIA AND DEFENCE.	\$ cts.	\$ cts.
1	1	Deputy Minister.	5,000 00	5,000 00
8	7	First Division, Subdivision A :—		
		3 at \$4,000 ; 2 at \$3,500 ; 2 at \$2,900 ; 1 at \$2,800	27,600 00	23,800 00
11	11	First Division, Subdivision B :—		
		6 at \$2,800 ; 1 at \$2,700 ; 2 at \$2,200 ; 2 at \$2,100	28,100 00	29,100 00
14	15	Second Division, Subdivision A :—		
		2 at \$2,100 ; 1 at \$2,050 ; 3 at \$2,000 ; 4 at \$1,950 ; 1 at \$1,900 ; 2 at \$1,700 ; 1 at \$1,600	26,950 00	27,800 00
32	30	Second Division, Subdivision B :—		
		8 at \$1,600 ; 4 at \$1,550 ; 2 at \$1,500 ; 3 at \$1,400 ; 7 at \$1,350 ; 7 at \$1,200 ; 1 at \$1,000	45,050 00	39,550 00
37	37	Third Division, Subdivision A :—		
		6 at \$1,300 ; 3 at \$1,250 ; 1 at \$1,200 ; 9 at \$1,150 ; 7 at \$1,100 ; 1 at \$1,050 ; 10 at \$1,000	41,850 00	42,350 00
34	34	Third Division, Subdivision B :—		
		2 at \$1,000 ; 2 at \$950 ; 4 at \$900 ; 5 at \$850 ; 14 at \$800 ; 2 at \$650 ; 5 at \$600	27,250 00	27,300 00
12	12	Sorters and Packers :—		
		4 at \$1,000 ; 2 at \$950 ; 3 at \$800 ; 3 at \$600	10,100 00	9,700 00
		Allowance for Private Secretary	600 00	600 00
149	147		212,500 00	*205,200 00
		Contingencies.		
		Clerical and other assistance.	3,000 00	3,000 00
		Printing and stationery	5,500 00	5,500 00
		Sundries	11,000 00	11,000 00
			19,500 00	19,500 00

* This amount includes the sums authorized for the fiscal year, 1917-18, by the several Appropriation Acts and Civil Service Amendment Act, 1917, as follows :—

Expenditure authorized under Departmental Salaries :	\$ 196,200 00
Expenditure authorized under Vote 411, schedule B, Appropriation Act No. 4, 1917.	1,600 00
Expenditure authorized under the Civil Service Amendment Act, 1917, Chap. 9	7,400 00
	\$ 205,200 00

SESSIONAL PAPER No. 3

III—CIVIL GOVERNMENT—*Continued.*

Number.		Department.	Salaries.	
1918-19.	1917-18.		1918-19.	1917-18.
		(c) DEPARTMENT OF THE SECRETARY OF STATE.	\$ cts.	\$ cts.
1	1	Deputy Head	5,000 00	5,000 00
4	4	First Division, Subdivision A :—		
		1 at \$4,000; 2 at \$3,400; 1 at \$2,900	13,700 00	13,350 00
8	8	First Division, Subdivision B :—		
		4 at \$2,800; 1 at \$2,600; 1 at \$2,375; 1 at \$2,100; 1 at \$1,100	19,375 00	20,700 00
4	3	Second Division, Subdivision A :—		
		1 at \$2,100; 1 at \$1,900; 1 at \$1,700; 1 at \$1,600	7,300 00	5,500 00
8	10	Second Division, Subdivision B :—		
		2 at \$1,600; 1 at \$1,550; 3 at \$1,350; 2 at \$1,250	11,300 00	13,900 00
6	9	Third Division, Subdivision A :—		
		3 at \$1,150; 1 at \$1,100; 1 at \$1,050; 1 at \$1,000	6,600 00	10,150 00
14	16	Third Division, Subdivision B :—		
		4 at \$1,000; 1 at \$987.50; 2 at \$912.50; 1 at \$900; 1 at \$850; 1 at \$825; 2 at \$787.50; 1 at \$762.50; 1 at \$600	12,325 00	13,525 00
4	5	Messengers :—2 at \$1,000; 1 at \$975; 1 at \$850	3,825 00	4,125 00
		Allowance for Private Secretary	600 00	600 00
49	56		80,025 00	*86,850 00
		Contingencies.		
		Clerical assistance	1,500 00	3,000 00
		Printing and stationery	7,000 00	9,000 00
		Sundries	3,000 00	4,000 00
		Administration of the Companies Amendment Act	5,000 00	
			16,500 00	16,000 00

*This amount includes the sums authorized for the fiscal year 1917-18 by the several Appropriation Acts and Civil Service Amendment Act, 1917, as follows :—

Expenditure authorized under Departmental Salaries	\$81,337 50
Expenditure authorized by vote 411, Schedule B, Appropriation Act No. 4, 1917	712 50
Expenditure authorized by Civil Service Amendment Act, 1917, Chap. 9	1,800 00
	<u>86,850 00</u>

III—CIVIL GOVERNMENT—*Continued.*

Number.		Department.	Salaries.	
1918-19.	1917-18.		1918-19.	1917-18.
		(f) DEPARTMENT OF PUBLIC PRINTING AND STATIONERY.	£ cts.	£ cts.
1	1	Deputy Minister.....	5,000 00	5,000 00
2	2	First Division, Subdivision A :—		
		1 at \$4,000; 1 at \$3,300.....	7,300 00	7,200 00
3	3	First Division, Subdivision B :—		
		1 at \$2,800; 1 at \$2,450; 1 at \$2,200.....	7,450 00	7,250 00
9	9	Second Division, Subdivision A :—		
		3 at \$2,000; 3 at \$1,950; 3 at \$1,600.....	16,350 00	16,125 00
4	0	Second Division, Subdivision B :—		
		4 at \$1,300.....	5,200 00	
18	22	Third Division, Subdivision A :—		
		8 at \$1,300; 1 at \$1,212.50; 3 at \$1,200; 2 at \$1,187.50;		
		4 at \$1,150.....	22,187 50	26,287 50
6	6	Messengers and Packers.....	6,000 00	5,700 00
43	43		69,787 50	*67,562 50
		<i>Contingencies.</i>		
		Printing and stationery.....	2,000 00	2,000 00
		Sundries.....	4,800 00	4,800 00
		Cleaning.....	3,500 00	3,500 00
			10,300 00	10,300 00

*This amount includes the sums authorized for the fiscal year 1917-18, by the several Appropriation Acts and the Civil Service Amendment Act, 1917, as follows :—

Expenditure authorized under Departmental Salaries	\$65,762 50
Expenditure authorized by vote 411, Schedule B, Appropriation Act No. 4,	
1917	1,200 00
Expenditure authorized by Civil Service Amendment Act 1917, Chap. 9.....	600 00
	<u>67,562 50</u>

SESSIONAL PAPER No. 3

III—CIVIL GOVERNMENT—Continued.

Number.		Department.	Salaires.	
1918-19.	1917-18.		1918-19.	1917-18.
		(g) DEPARTMENT OF THE INTERIOR.	\$ cts.	\$ cts.
1	1	Deputy Minister.	5,000 00	5,000 00
20	20	First Division, Subdivision A:— 4 at \$4,000; 2 at \$3,850; 2 at \$3,775; 1 at \$3,600; 4 at \$3,500; 1 at \$3,400; 2 at \$3,300; 2 at \$3,200; 1 at \$3,150; 1 at \$2,900.	71,300 00	69,725 00
56	56	First Division, Subdivision B:— 30 at \$2,800; 1 at \$2,775; 1 at \$2,750; 2 at \$2,700; 9 at \$2,600; 7 at \$2,500; 1 at \$2,450; 1 at \$2,375; 1 at \$2,350; 1 at \$2,325; 1 at \$2,300; 1 at \$2,150.	149,775 00	147,625 00
109	109	Second Division, Subdivision A:— 29 at \$2,100; 2 at \$2,075; 1 at \$2,062.50; 5 at \$2,050; 4 at \$2,025; 15 at \$2,000; 2 at \$1,975; 16 at \$1,950; 1 at \$1,925; 22 at \$1,900; 1 at \$1,850; 2 at \$1,825; 3 at \$1,800; 2 at \$1,775; 1 at \$1,750; 1 at \$1,725; 2 at \$1,650.	215,562 50	208,650 00
233	233	Second Division, Subdivision B:— 53 at \$1,600; 1 at \$1,587.50; 28 at \$1,575; 14 at \$1,550; 6 at \$1,525; 36 at \$1,500; 4 at \$1,475; 14 at \$1,450; 4 at \$1,425; 4 at \$1,400; 2 at \$1,375; 8 at \$1,350; 4 at \$1,325; 5 at \$1,300; 6 at \$1,275; 6 at \$1,250; 4 at \$1,225; 8 at \$1,200; 9 at \$1,175; 6 at \$1,150; 11 at \$1,125.	337,687 50	319,312 50
171	171	Third Division, Subdivision A:— 42 at \$1,500; 30 at \$1,250; 2 at \$1,225; 3 at \$1,200; 3 at \$1,175; 29 at \$1,150; 2 at \$1,137.50; 3 at \$1,125; 2 at \$1,112.50; 20 at \$1,100; 3 at \$1,087.50; 4 at \$1,075; 8 at \$1,062.50; 10 at \$1,050; 1 at \$1,037.50; 3 at \$1,025; 5 at \$1,012.50; 1 at \$1,000.	201,637 50	196,637 50
170	170	Third Division, Subdivision B:— 34 at \$1,000; 1 at \$975; 2 at \$962.50; 2 at \$950; 5 at \$937.50; 6 at \$912.50; 2 at \$900; 5 at \$887.50; 4 at \$875; 4 at \$862.50; 4 at \$850; 8 at \$837.50; 2 at \$825; 5 at \$812.50; 8 at \$800; 19 at \$787.50; 19 at \$775; 8 at \$762.50; 5 at \$750; 3 at \$737.50; 1 at \$712.50; 1 at \$650; 4 at \$625; 8 at \$612.50; 10 at \$600.	140,875 00	134,775 00
58	58	Messengers, Sorters and Packers:— 12 at \$1,000; 2 at \$987.50; 6 at \$950; 1 at \$937.50; 1 at \$900; 1 at \$887.50; 2 at \$875; 1 at \$862.50; 2 at \$850; 5 at \$837.50; 1 at \$812.50; 10 at \$800; 2 at \$787.50; 4 at \$775; 2 at \$762.50; 4 at \$637.50; 1 at \$625; 1 at \$600.	49,687 50	47,400 00
		Allowance for Private Secretary.	600 00	600 00
818	818		1,172,125 00	*1,129,725 00
		Contingencies.		
		Clerical assistance.	28,000 00	17,000 00
		Printing and stationery.	45,000 00	41,000 00
		Travelling expenses, etc.	32,000 00	32,000 00
			105,000 00	†90,000 00

* This amount includes the sums authorized for the fiscal year 1917-18 by the several Appropriation Acts and Civil Service Amendment Act, 1917, as follows:—

Expenditure authorized under Departmental Salaries.	\$ 1,090,912 50
Expenditure authorized by Vote 411, Schedule B, Appropriation Act No. 4, 1917.	11,162 50
Expenditure authorized by Civil Service Amendment Act, 1917, Chap. 9.	27,650 00
	<u>\$ 1,129,725 00</u>

† The total amount voted for 1917-18 was \$115,000 of which \$25,000 was transferred to the Department of Immigration and Colonization. \$25,000 00

III—CIVIL GOVERNMENT—*Continued.*

Number.		Department.	Salaries.	
1918-19.	1917-18.		1918-19.	1917-18.
		(h) DEPARTMENT OF IMMIGRATION AND COLONIZATION.	\$ cts.	\$ cts
1		Deputy Minister	5,000 00	
5	4	First Division, Subdivision A:— 3 at \$4,000.00; 1 at \$3,500.00; 1 at \$2,800.00.....	18,300 00	15,400 00
8	5	First Division, Subdivision B:— 1 at \$2,800.00; 1 at \$2,600.00; 1 at \$2,525.00; 1 at \$2,500.00; 1 at \$2,425.00; 3 at \$2,100.00.....	19,150 00	12,725 00
8	8	Second Division, Subdivision A:— 3 at \$2,050.00; 2 at \$1,900.00; 3 at \$1,600.00.....	14,750 00	15,475 00
16	16	Second Division, Subdivision B:— 2 at \$1,600.00; 3 at \$1,575.00; 1 at \$1,550.00; 3 at \$1,500; 1 at \$1,430.00; 1 at \$1,400.00; 2 at \$1,250.00; 1 at \$1,225.00; 2 at \$1,125.00.....	22,780 00	21,355 00
20	18	Third Division, Subdivision A:— 4 at \$1,300.00; 4 at \$1,250.00; 1 at \$1,200.00; 5 at \$1,150.00; 1 at \$1,100.00; 2 at \$1,062.50; 1 at \$1,037.50; 2 at \$1,000.00.....	23,412 50	20,775 00
20	20	Third Division, Subdivision B:— 3 at \$1,000.00; 1 at \$937.50; 1 at \$912.50; 1 at \$875.00; 5 at \$837.50; 1 at \$825.00; 1 at \$800.00; 3 at \$787.50; 1 at \$775.00; 1 at \$737.50; 2 at \$600.00.....	16,612 50	16,175 00
10	10	Messengers, Sorters and Packers:— 2 at \$1,000.00; 3 at \$875.00; 1 at \$862.50; 1 at \$837.50; 2 at \$800.00; 1 at \$762.50.....	8,687 50	8,037 50
		Allowance for Private Secretary.....	600 00	
88	81		129,292 50	*109,942 50
		<i>Contingencies.</i>		
		Clerical assistance	3,000 00	3,000 00
		Printing and stationery.....	4,000 00	4,000 00
		Travelling expenses and sundries.....	18,000 00	18,000 00
			25,000 00	†25,000 00

*This amount includes the sums authorized for the fiscal year 1917-18 by the several Appropriation Acts and Civil Service Amendment Act, 1917, as follows:—

Expenditure authorized under Departmental Salaries (Interior Department)...	\$105,742 50
Expenditure authorized by Vote 411, Schedule B, Appropriation Act No. 4, 1917.....	887 50
Expenditure authorized by Civil Service Amendment Act, 1917; Chapter 9.	3,312 50
	<u>\$109,942 50</u>

†The total amount voted to the Department of the Interior for this service was \$115,000.00 of which \$25,000.00 was transferred to this Department \$25,000 00

SESSIONAL PAPER No. 3

III—CIVIL GOVERNMENT—*Continued.*

Number.		Department.	Salaries.	
1918-19.	1917-18.		1918-19.	1917-18.
		(i) DEPARTMENT OF INDIAN AFFAIRS.	\$ cts.	\$ cts.
1	1	Deputy Superintendent General of Indian Affairs.....	5,000 00	5,000 00
4	3	First Division Subdivision A:—		
		1 at \$3,960; 1 at \$3,225; 1 at \$3,200; 1, A. S. Williams, Law Clerk at \$2,900	13,225 00	10,025 00
10	12	First Division Subdivision B:—		
		3 at \$2,800; 2 at \$2,600; 1 at \$2,575; 1 at \$2,525; 3 at \$2,500.....	26,200 00	30,850 00
15	15	Second Division Subdivision A:—		
		6 at \$2,100; 1 at \$2,050; 3 at \$1,950; 1 at \$1,900; 1 at \$1,775; 1 at \$1,650; 2 at \$1,625.....	29,075 00	28,675 00
13	12	Second Division Subdivision B:—		
		3 at \$1,600; 1 at \$1,550; 2 at \$1,350; 1 at \$1,300; 1 at \$1,250; 3 at \$1,200; 2 at \$1,175.....	17,550 00	14,662 50
22	24	Third Division Subdivision A:—		
		9 at \$1,300; 2 at \$1,212.50; 4 at \$1,150; 5 at 1,100; 2 at \$1,000.....	26,225 00	27,125 00
11	11	Third Division Subdivision B:—		
		1 at \$1,000; 1 at \$837.50; 2 at \$812.50; 1 at \$800; 3 at \$775; 1 at \$762.50; 2 at \$600.....	8,550 00	8,450 00
2	2	Packers:—		
		1 at \$1,000; 1 at \$650.....	1,650 00	1,550 00
5	5	Messengers:—		
		5 at \$1,000.....	5,000 00	4,750 00
		Allowance for Private Secretary.....	600 00	600 00
83	85		133,075 00	* 131,687 50
		Contingencies.		
		Clerical assistance.....	2,000 00	3,000 00
		Printing and stationery.....	6,000 00	7,550 00
		Travelling expenses.....	8,000 00	8,000 00
		Contingencies.....	3,000 00	3,000 00
			19,000 00	21,550 00

* This amount includes the sums authorized for the fiscal year 1917-18 by the several Appropriation Acts and Civil Service Amendment Act, 1917, as follows:—

Expenditure authorized under Departmental Salaries 1917-18.....	\$126,862 50
Expenditure authorized by Vote 411, Schedule B. Appropriation Act. No. 4, 1917.....	1,312 50
Expenditure authorized by the Civil Service Amendment Act 1917, Cap. 9.....	3,512 50
	<u>\$131,687 50</u>

III—CIVIL GOVERNMENT—*Continued.*

Number.		Department.	Salaries.	
1918-19.	1917-18.		1918-19.	1917-18.
		(j) ROYAL NORTHWEST MOUNTED POLICE.	\$ cts.	\$ cts.
1	1	Deputy Minister and Controller	5,000 00	5,000 00
3	3	First Division, Subdivision A :—		
		1 Assistant Comptroller and Accountant, at \$3,200; 2 at \$2,900	9,000 00	8,700 00
2	2	Second Division, Subdivision A :—		
		1 at \$1,900 and 1 at \$1,700	3,600 00	3,400 00
2	2	Second Division, Subdivision B :—		
		1 at \$1,600 and 1 at \$1,162.50	2,762 50	2,712 50
3	3	Messengers and packers, 1 at \$700; 1 at \$637.50 and 1 at \$600	1,937 50	2,026 64
11	11	Total	22,300 00	* 21,839 14
		<i>Contingencies.</i>		
		Clerical and other assistance	900 00	900 00
		Travelling expenses	800 00	800 00
			1,700 00	1,700 00

* This amount includes the sums authorized for the fiscal year 1917-18 by the several Appropriation Acts and Civil Service Amendment Act of 1917, as follows :—

Expenditure authorized under Departmental salaries	\$ 21,712 50
Expenditure authorized by Vote 411, Schedule B, Appropriation Act No. 4, 1917	50 00
Expenditure authorized by Civil Service Amendment Act, 1917, Cap. 9	76 64
	21,839 14

SESSIONAL PAPER No. 3

III—CIVIL GOVERNMENT—*Continued.*

Number.		Department.	Salaries.	
1918-19.	1917-18.		1918-19.	1917-18.
		(A) OFFICE OF THE AUDITOR GENERAL.	\$ cts.	\$ cts.
1	1	Assistant Auditor General	4,500 00	4,500 00
6	5	First division, subdivision A:—		
		1 at \$3,600; 2 at \$3,400; 1 at \$3,200; 1 at \$2,900; 1 at \$2,800.	19,300 00	16,700 00
10	11	First Division, Subdivision B:—		
		1 at \$2,700; 5 at \$2,600; 2 at \$2,500; 2 at \$2,200	25,100 00	27,500 00
13	13	Second Division, Subdivision A:—		
		1 at \$2,100; 2 at \$2,000; 5 at \$1,950; 2 at \$1,900; 1 at \$1,850;		
		1 at \$1,700; 1 at \$1,600	24,800 00	23,750 00
11	9	Second Division Subdivision B:—		
		1 at \$1,600; 3 at \$1,350; 2 at \$1,300; 1 at \$1,175; 4 at \$1,150.	14,025 00	9,512 50
39	43	Third Division, Subdivision A:—		
		18 at \$1,300; 4 at \$1,250; 3 at \$1,200; 5 at \$1,150; 6 at \$1,100;		
		3 at \$1,000	47,350 00	51,350 00
15	15	Third Division, Subdivision B:—		
		1 at \$975; 3 at \$825; 6 at \$800; 1 at \$750; 4 at \$600	11,400 00	10,962 50
4	4	Messengers:—		
		2 at \$1,000; 1 at \$850; 1 at \$800	3,650 00	3,275 00
99	101			
		Contingencies.	150,125 00	*147,550 00
		Clerical and other assistance	2,000 00	6,500 00
		Printing and stationery	6,000 00	4,000 00
		Sundries, including advice to the Auditor General, travelling expenses, inspection and examination of accounts	2,000 00	6,000 00
			10,000 00	16,500 00

*This amount includes the sums authorized for the fiscal year 1917-18 by the several Appropriation Acts and Civil Service Amendment Act, 1917, as follows:—

Expenditure authorized under Departemental Salaries	143,850 00
Expenditure authorized by Vote 411, Schedule B, Appropriation Act No. 4, 1917.	312 50
Expenditure authorized by Civil Service Amendment Act, 1917, chap. 9	3,387 50
	147,550 00

III—CIVIL GOVERNMENT—*Continued.*

Number.		Department.	Salaries.	
1918-19.	1917-18.		1918-19.	1917-18.
		(l) DEPARTMENT OF FINANCE AND TREASURY BOARD.	\$ cts.	\$ cts.
1	1	Deputy Minister and Secretary of the Treasury Board.....	5,000 00	5,000 00
1	1	Assistant Deputy Minister.....	4,500 00	4,500 00
1	1	Comptroller of Dominion Currency.....	4,500 00	4,500 00
1	1	Commissioner of Taxation.....	5,000 00	5,000 00
1	1	Assistant Commissioner of Taxation.....	3,600 00	3,500 00
1	1	Accountant of Contingencies.....	3,100 00	3,000 00
1	1	First Division, Subdivision A.....	2,900 00	2,800 00
11	11	First Division, Subdivision B:— 3 at \$2,800; 3 at \$2,700; 1 at \$2,500; 3 at \$2,200; 1 at \$2,100.....	27,700 00	27,400 00
10	10	Second Division, Subdivision A:— 1 at \$2,100; 1 at \$2,000; 2 at \$1,700; 6 at \$1,600.....	17,100 00	16,800 00
20	20	Second Division, Subdivision B:— 2 at \$1,600; 2 at \$1,350; 1 at \$1,275; 3 at \$1,250; 2 at \$1,200; 2 at \$1,175; 1 at \$1,150; 3 at \$1,125; 4 at \$1,000.....	24,200 00	22,300 00
25	25	Third Division, Subdivision A:— 3 at \$1,300; 2 at \$1,250; 1 at \$1,225; 2 at \$1,200; 4 at \$1,100; 1 at \$1,062.50; 7 at \$1,050; 5 at \$1,000.....	27,837 50	26 500 00
40	40	Third Division, Subdivision B:— 8 at \$1,000; 5 at \$925; 2 at \$900; 4 at \$850; 2 at \$837.50; 2 at \$812.50; 2 at \$800; 1 at \$775; 4 at \$762.50; 2 at \$712.50; 8 at \$600.....	32,775 00	31,550 00
4	4	Messengers:— 3 at \$1,000; 1 at \$900.....	3,800 00	3,550 00
		Allowance for Private Secretaries.....	1,200 00	1,200 00
117	117		163,212 50	*157,600 00
		Contingencies.		
		Clerical and other assistance.....	12,000 00	12,000 00
		Printing and stationery.....	15,000 00	7,500 00
		Sundries.....	13,000 00	10,500 00
			40,600 00	30,000 00

* This amount includes the sums authorized for the fiscal year 1917-18 by the several Appropriation Acts and Civil Service Amendment Act, 1917, as follows:—

Expenditure authorized under Departmental Salaries	\$ 151,612 50
Expenditure authorized by Vote 411, Schedule B, Appropriation Act No. 4, 1917	3,900 00
Expenditure authorized by Civil Service Amendment Act, 1917, Chap. 9....	2,087 50
	\$ 157,600 00

SESSIONAL PAPER No. 3

III—CIVIL GOVERNMENT—*Continued.*

Number.		Department.	Salaries	
1918-19.	1917-18.		1918-19.	1917-18.
		(m) DEPARTMENT OF CUSTOMS.	\$ cts.	\$ cts.
1	1	Commissioner and Chairman of Board of Customs.....	5,000 00	5,000 00
4	4	First Division, Subdivision A:—		
		1 at \$4,000; 1 at \$3,325; 1 at \$3,300; 1 at \$3,200.....	13,825 00	13,625 00
10	10	First Division, Subdivision B:—		
		4 at \$2,800; 1 at \$2,725; 2 at \$2,625; 1 at \$2,600; 1 at \$2,500; 1 at \$2,350.....	26,625 00	26,025 00
27	26	Second Division, Subdivision A:—		
		2 at \$2,100; 2 at \$2,050; 2 at \$2,000; 1 at \$1,975; 14 at \$1,950; 2 at \$1,900; 2 at \$1,825; 2 at \$1,800.....	52,625 00	48,400 00
172	172	Second Division, Subdivision B:—		
		47 at \$1,600; 3 at \$1,575; 2 at \$1,550; 1 at \$1,525; 3 at \$1,500; 3 at \$1,425; 3 at \$1,400; 4 at \$1,375; 10 at \$1,350; 1 at \$1,325; 8 at \$1,300; 3 at \$1,275; 8 at \$1,250; 4 at \$1,225; 17 at \$1,200; 9 at \$1,175; 27 at \$1,150; 13 at \$1,125; 3 at \$1,100; 1 at \$1,075; 2 at \$1,050.....	230,100 00	217,887 50
13	13	Third Division, Subdivision A:—		
		5 at \$1,300; 2 at \$1,200; 2 at \$1,150; 1 at \$1,087.50; 2 at \$1,062.50; 1 at \$1,050.....	15,462 50	14,862 50
10	10	Third Division, Subdivision B:—		
		1 at \$975; 1 at \$912.50; 1 at \$887.50; 2 at \$825; 1 at \$775; 2 at \$762.50; 2 at \$600.....	7,925 00	7,575 00
12	12	Lower Grades:—		
		1 at \$1,000; 1 at \$912.50; 2 at \$850; 2 at \$800; 2 at \$787.50; 1 at \$775; 1 at \$762.50; 1 at \$687.50; 1 at \$600.....	9,612 50	9,162 50
		Allowance for Private Secretary	600 00	600 00
249	248	Contingencies.	361,775 00	*343,087 50
		Clerical and other assistance.....	10,000 00	10,000 00
		Printing and stationery.....	6,000 00	6,000 00
		Sundries	9,000 00	9,000 00
			25,000 00	25,000 00

* This amount includes the sums authorized for the fiscal year 1917-18 by the several Appropriation Acts and the Civil Service Amendment Act, 1917, as follows:—

Expenditure authorized under Departmental salaries	\$ 331,100 00
Expenditure authorized by Vote 411, Schedule B, Appropriation Act No. 4, 1917.....	7,987 50
Expenditure authorized by Civil Service Amendment Act, 1917, Chap. 9 ...	4,000 00
	<u>\$ 343,087 50</u>

III—CIVIL GOVERNMENT—*Continued.*

Number.		Departments.	Salaries.	
1918-19.	1917-18.		1918-19.	1917-18.
		(n) DEPARTMENT OF INLAND REVENUE.	\$ cts.	\$ cts.
1	1	Deputy Minister.....	5,000 00	5 000 00
6	6	First Division, Subdivision A:— 1 at \$4,000; 1 at \$3,650; 1 at \$3,375; 1 at \$3,200; 1 at \$3,000; 1 at \$2,850.....	20,075 00	23,450 00
7	7	First Division, Subdivision B:— 2 at \$2,800; 1 at \$2,700; 1 at \$2,225; 2 at \$2,200; 1 at \$2,100.....	17,025 00	16,700 00
8	8	Second Division, Subdivision A:— 2 at \$2,050; 1 at \$2,000; 1 at \$1,800; 1 at \$1,775; 1 at \$1,725; 1 at \$1,700; 1 at \$1,600.....	14,700 00	14,887 50
9	15	Second Division, Subdivision B:— 1 at \$1,600; 1 at \$1,800; 1 at \$1,275; 6 at \$1,000.....	10,175 00	16,150 00
20	15	Third Division, Subdivision A:— 9 at \$1,300; 2 at \$1,250; 1 at \$1,200; 1 at \$1,075; 7 at \$1,000.....	23,475 00	18,125 00
8	7	Third Division, Subdivision B:— 1 at \$1,000; 1 at \$987.50; 1 at \$950; 1 at \$850; 1 at \$787.50; 1 at \$750; 2 at \$737.50.....	6,800 00	5,400 00
6	6	Messengers:— 2 at \$1,000; 1 at \$950; 3 at \$600.....	4,750 00	4,600 00
1	1	Lower Grade.....	600 00	600 00
.	.	Allowance for Private Secretary.....	600 00	600 00
66	66		103,200 00	105,512 50
		<i>Laboratory Branch.</i>		
1	1	First Division, Subdivision A.....	3,900 00	3,800 00
6	6	First Division, Subdivision B:— 5 at \$2,475; 1 at \$2,200.....	14,575 00	13,975 00
14	9	Second Division, Subdivision A:— 4 at \$1,850; 1 at \$1,800; 1 at \$1,675; 1 at \$1,650; 2 at \$1,625; 5 at \$1,600.....	23,775 00	16,450 00
3	8	Second Division, Subdivision B:— 2 at \$1,350; 1 at \$1,300.....	4,000 00	9,825 00
2	4	Third Division, Subdivision A:— 1 at \$1,300; 1 at \$1,050.....	2,350 00	4,650 00
1	2	Third Division, Subdivision B.....	900 00	1,500 00
1	1	Lower Grade.....	600 00	600 00
28	31		50,100 00	50,800 00
		<i>Methylated Spirits Branch.</i>		
1	1	First Division, Subdivision B.....	2,600 00	2,500 00
1	1	Third Division, Subdivision A.....	1,300 00	1,250 00
4	4	Lower Grade:— 2 at \$900; 2 at \$600.....	3,000 00	3,000 00
6	6		6,900 00	6,750 00
		Carried forward.....		

SESSIONAL PAPER No. 3

III—CIVIL GOVERNMENT—Continued.

Number.		Department.	Salaries.	
1918-19.	1917-18.		1918-19.	1917-18.
		(n) DEPARTMENT OF INLAND REVENUE—Continued.	\$ cts.	\$ cts.
		Brought forward.....		
		<i>Electric Light Branch.</i>		
1	1	First Division, Subdivision A.....	3,700 00	3,600 00
2	2	First Division, Subdivision B :—		
		1 at \$2,800; 1 at \$2,575.....	5,375 00	5,275 00
1	1	Second Division, Subdivision A.....	1,850 00	1,750 00
1	1	Second Division, Subdivision B.....	1,000 00	1,525 00
3	3	Third Division, Subdivision A:—		
		2 at \$1,300; 1 at \$1,200.....	3,800 00	3,650 00
1	1	Third Division, Subdivision B.....	600 00	600 00
1	1	Lower Grade.....	600 00	600 00
10	10		16,925 00	17,000 00
		<i>Weights and Measures Branch.</i>		
1	1	First Division, Subdivision A.....	3,200 00	3,100 00
1	1	Second Division, Subdivision A.....	1,700 00	1,600 00
2	2	Second Division, Subdivision B:—		
		1 at \$1,250; 1 at \$1,000.....	2,250 00	2,600 00
2	2	Third Division, Subdivision A:—		
		1 at \$1,300; 1 at \$1,200.....	2,500 00	2,450 00
1	1	Third Division, Subdivision B.....	850 00	800 00
1	1	Mechanic.....	1,200 00	1,200 00
2	2	Lower Grade: 2 at \$600.....	1,200 00	1,412 50
10	10		12,900 00	13,162 50
120	123	Grand total.....	190,025 00	193,225 00
		<i>Contingencies.</i>		
		Clerical assistance.....	8,000 00	8,000 00
		Printing and stationery.....	8,000 00	8,000 00
		Sundries.....	12,000 00	12,000 00
			28,000 00	28,000 00

* This amount includes the sums authorized for the fiscal year 1917-18 by the several Appropriation Acts, and Civil Service Amendment Act 1917 as follows:—

Expenditure authorized under Departmental Salaries..... \$186,012 50

Expenditure authorized by Civil Service Amendment Act 1917, Chap. 9..... 7,212 50

193,225 00

III—CIVIL GOVERNMENT—Continued.

Number.		Department.	Salaries.	
1918-19	1917-18.		1918-19.	1917-18.
		(o) DEPARTMENT OF AGRICULTURE.	\$ cts.	\$ cts.
		Deputy Minister	6,000 00	6,000 00
19	19	First Division, Subdivision A:—		
		2 at \$5,000; 2 at \$4,000; 1 at \$3,900; 1 at \$3,825; 1 at \$3,600; 1 at \$3,500; 2 at \$3,400; 1 at \$3,375; 1 at \$3,350; 1 at \$3,300; 2 at \$3,200; 1 at \$2,900; 3 at \$2,800	67,350 00	66,325 00
37	37	First Division, Subdivision B:—		
		8 at \$2,800; 2 at \$2,700; 2 at \$2,675; 1 at \$2,625; 6 at \$2,600; 5 at \$2,500; 1 at \$2,400; 1 at \$2,250; 7 at \$2,200; 1 at \$2,150; 3 at \$2,100	92,375 00	91,450 00
57	57	Second Division, Subdivision A:—		
		4 at \$2,100; 2 at \$2,050; 1 at \$2,025; 9 at \$2,000; 15 at \$1,950; 3 at \$1,900; 4 at \$1,875; 1 at \$1,850; 1 at \$1,825; 1 at \$1,800; 2 at \$1,775; 1 at \$1,725; 7 at \$1,700; 1 at \$1,650; 2 at \$1,625; 3 at \$1,600	107,325 00	104,750 00
56	56	Second Division, Subdivision B:—		
		11 at \$1,600; 1 at \$1,550; 2 at \$1,525; 1 at \$1,500; 3 at \$1,475; 1 at \$1,425; 2 at \$1,400; 3 at \$1,375; 2 at \$1,350; 1 at \$1,325; 1 at \$1,275; 1 at \$1,250; 1 at \$1,225; 3 at \$1,200; 3 at \$1,175; 3 at \$1,150; 2 at \$1,125; 1 at \$1,100; 14 at \$800	69,375 00	66,662 50
74	74	Third Division, Subdivision A:—		
		19 at \$1,300; 16 at \$1,200; 16 at \$1,150; 1 at \$1,112.50; 8 at \$1,100; 3 at \$1,075; 11 at \$900	85,337 50	82,387 50
100	100	Third Division, Subdivision B:—		
		7 at \$1,000; 1 at \$987.50; 1 at \$975; 3 at \$962.50; 3 at \$950; 7 at \$937.50; 2 at \$925; 3 at \$912.50; 6 at \$900; 1 at \$887.50; 1 at \$875; 3 at \$850; 3 at \$837.50; 10 at \$812.50; 15 at \$800; 9 at \$787.50; 6 at \$775; 3 at \$762.50; 3 at \$750; 1 at \$737.50; 2 at \$637.50; 1 at \$625; 7 at \$612.50; 2 at \$600	82,600 00	77,387 50
29	29	Messengers and Packers:—		
		7 at \$1,000; 1 at \$887.50; 2 at \$850; 7 at \$800; 1 at \$787.50; 1 at \$762.50; 1 at \$750; 9 at \$600	22,887 50	21,300 00
		Allowance for Private Secretary	600 00	600 00
372	372		533,850 00	*516,862 50
		Contingencies.		
		Clerical and other assistance	20,000 00	20,000 00
		Printing and stationery	10,000 00	10,000 00
		Sundries	10,000 00	10,000 00
		Travelling expenses	60,000 00	60,000 00
			100,000 00	100,000 00

* This amount includes the sums authorized for the fiscal year 1917-18 by the several Appropriation Acts and Civil Service Amendment Act, 1917, as follows:—

Expenditure authorized under Departmental salaries	500,575 00
Expenditure authorized by Vote 411, Appropriation Act No. 4. 1917	2,937 50
Expenditure authorized by Civil Service Amendment Act, 1917, chap. 9.	13,350 00
	<u>516,862 50</u>

SESSIONAL PAPER No. 3

III—CIVIL GOVERNMENT—Continued

Number,		Department.	Salaries.	
1918-19.	1917-18.		1918-19.	1917-18.
		(p) DEPARTMENT OF MARINE AND FISHERIES.	\$ cts.	\$ cts.
1	1	Deputy Minister	5,000 00	5,000 00
16	16	First Division, Subdivision A:— 3 at \$4,000; 2 at \$3,600; 3 at \$3,500; 1 at \$3,300; 1 at \$3,200; 6 at \$2,900	53,600 00	52,300 00
15	13	First Division, Subdivision B:— 5 at \$2,800; 1 at \$2,700; 1 at \$2,600; 3 at \$2,500; 2 at \$2,300; 2 including F. A. Willsher transferred from outside service at \$2,200; 1 at \$2,100	37,900 00	32,700 00
21	19	Second Division, Subdivision A:— 2 at \$2,100; 1 at \$2,050; 7 at \$2,000; 1 at \$1,950; 1 at \$1,900; 5 at \$1,800; 1 at \$1,700; 3 at \$1,600	39,600 00	35,050 00
24	23	Second Division, Subdivision B:— 5 at \$1,600; 1 at \$1,500; 2, G. L. MacLaren and T. F. Murdock transferred from outside service, at \$1,450; 1 at \$1,400; 2 at \$1,350; 2 at \$1,250; 11 at \$1,200	32,200 00	28,020 83
34	36	Third Division, Subdivision A:— 11 at \$1,300; 2 at \$1,250; 6 at \$1,200; 2 at \$1,150; 10 at \$1,100; 1 at \$1,050; 2 at \$1,000	40,350 00	41,450 00
11	16	Third Division, Subdivision B:— 2 at \$1,000; 2 at \$950; 3 at \$850; 3 at \$800; 1 at \$700	9,550 00	12,400 00
6	8	Messengers:— 3 at \$1,000; 1 at \$950; 1 at \$900; 1 at \$850	5,700 00	6,400 00
		Allowance for Private Secretary	600 00	600 00
128	132		224,500 00	*213,920 83
		Contingencies.		
		Stationery and printing	11,000 00	12,000 00
		Sundries	20,000 00	20,000 00
			31,000 00	32 000 00

* This amount includes the sums authorized for the fiscal year 1917-18 by the several Appropriation Acts and Civil Service Amendment Act, 1917, as follows:—

Expenditure authorized under Departmental salaries	\$207,950 00
Expenditure authorized by Vote 411, Schedule B, Appropriation Act No. 4, 1917	1,750 00
Expenditure authorized by Civil Service Amendment Act, 1917, chap. 9	4,220 83
	<u>213,920 83</u>

III—CIVIL GOVERNMENT—*Continued.*

Number.		Department.	Salaries.	
1918-19	1917-18		1918-19	1917-18
		(g) DEPARTMENT OF THE NAVAL SERVICE.	\$ cts.	\$ cts.
1	1	Deputy Minister and Controller	6,000 00	6,000 00
9	9	First Division, Subdivision A:—		
		2 at \$4,000; 2 at \$3,500; 1 at \$3,300; 2 at \$3,200; 2 at \$3,100.	30,900 00	30,200 00
19	14	First Division Subdivision B:—		
		1 at \$2,800; 1 at \$2,700; 2 at \$2,500; 3 at \$2,400; 2 at \$2,300; 5 at \$2,200; 5 at \$2,100.....	43,800 00	32,600 00
20	20	Second Division Subdivision A:—		
		5 at \$2,100; 5 at \$2,050; 2 at \$2,000; 1 at \$1,950; 1 at \$1,900; 1 at \$1,850; 1 at \$1,800; 4 at \$1,600.....	38,650 00	39,100 00
27	30	Second Division Subdivision B:—		
		2 at \$1,600; 2 at \$1,500; 2 at \$1,400; 2 at \$1,350; 1 at \$1,300; 6 at \$1,250; 12 at \$1,200.....	34,900 00	36,200 00
18	19	Third Division Subdivision A:—		
		2 at \$1,300; 1 at \$1,250; 2 at \$1,200; 2 at \$1,150; 4 at \$1,100; 3 at \$1,050; 4 at \$1,000.....	20,100 00	21,500 00
39	34	Third Division Subdivision B:—		
		1 at \$1,000; 2 at \$950; 1 at \$900; 7 at \$850; 6 at \$800; 2 at \$750; 4 at \$700; 11 at \$650; 5 at \$600.....	29,000 00	25,300 00
6	6	Messengers:—		
		4 at \$1,000; 1 at \$850; 1 at \$650.....	5,500 00	5,250 00
139	133		208,850 00	*196,150 00
		<i>Contingencies</i>		
		Stationery, printing, temporary clerks, travelling expenses, telegrams, etc.	50,000 00	50,000 00

* This amount includes the sums authorized for the fiscal year 1917-18 by the several Appropriation Acts and Civil Service Amendment Act 1917, as follows:—

Expenditure authorized under Departmental salaries	\$188,950 00
Expenditure authorized by Vote 411, Schedule B, Appropriation Act No. 4, 1917.....	2,700 00
Expenditure authorized by Civil Service Amendment Act 1917, Chap. 9.....	4,500 00
	<u>196,150 00</u>

SESSIONAL PAPER No. 3

III—CIVIL GOVERNMENT—*Continued.*

Number.		Department.	Salaries.	
1918-19.	1917-18.		1918-19.	1917-18.
		(r) DEPARTMENT OF RAILWAYS AND CANALS.	\$ cts.	\$ cts.
1	1	Deputy Minister	5,000 00	5,000 00
1	1	Assistant to Minister.....	5,000 00	4,500 00
1	1	Chief Engineer.....	5,000 00	5,000 00
1	1	Solicitor	5,000 00	4,500 00
16	13	First Division, Subdivision A:—		
		5 at \$4,000; 1 Inspecting Engineer at \$4,000; 1 at \$3,600;		
		1 at \$3,500; 1 at \$3,400; 1 at \$3,300; 1 at \$3,200; 1 at		
		\$3,100; 2 at \$3,000; 1 at \$2,900; 1 Chief Auditor at		
		\$2,800.....	55,800 00	45,100 00
11	9	First Division, Subdivision B:—		
		7 including Assistant Engineer at \$2,800; 1 at \$2,500; 3,		
		including C. E. Stevens, \$2,100	28,400 00	23,600 00
12	12	Second Division, Subdivision A:—		
		3 at \$2,100; 1 at \$2,050; 2 at \$1,900; 2 including R.		
		Dorman, at \$1,800; 1 at \$1,700; 3, including J. H.		
		Arthurs, \$1,600	22,250 00	21,375 00
19	22	Second Division, Subdivision B:—		
		6 at \$1,600; 2 at \$1,500; 1 at \$1,475; 4 at \$1,400; 1 at		
		\$1,262.50; 1 at \$1,250; 1 at \$1,200; 1 at \$1,150; 2 at		
		\$1,600.....	26,537 50	30,937 50
25	26	Third Division, Subdivision A:—		
		7 at \$1,300; 1 at \$1,250; 1 at \$1,200; 1 at \$1,175; 10 at		
		\$1,100; 4 at \$1,050; 1 at \$1,000.....	28,925 00	29,025 00
13	13	Third Division, Subdivision B:—		
		6 at \$1,000; 1 at \$950; 5 at \$800; 1 at \$700.....	11,650 00	11,150 00
10	10	Messengers and Packers:—		
		2 at \$1,000; 2 at \$950; 2 at \$900; 1 at \$850; 3 at \$800..	8,950 00	8,450 00
		Allowance Private Secretary.....	600 00	600 00
110	109		203,112 50	*189,237 50
		<i>Contingencies.</i>		
		Printing and stationery.....	13,000 00	13,000 00
		Sundries	10,000 00	10,000 00
		Clerical and other assistance.....	5,000 00	5,000 00
			28,000 00	28,000 00

* This amount includes the sums authorized for the fiscal year 1917-18 by the several Appropriation Acts and Civil Service Amendment Act 1917, as follows:—

Expenditure authorized under Departmental Salaries	\$185,537 50
Expenditure authorized by Vote 411, Schedule B, Appropriation Act No. 4, 1917.....	675 00
Expenditure authorized by Civil Service Amendment Act, 1917. Chap. 9.....	3,025 00
	<u>\$189,237 50</u>

III—CIVIL GOVERNMENT—*Continued.*

Number.		Department.	Salaries.	
1918-19.	1917-18.		1918-19.	1917-18.
		(s) DEPARTMENT OF PUBLIC WORKS.	\$ cts.	\$ cts.
1	1	Deputy Minister.....	5,000 00	5,000 00
1	1	Chief Architect.....	5,000 00	7,000 00
17	16	First Division, Subdivision A:— 6 at \$4,000; 1 at \$3,925; 1 at \$3,900; 1 at \$3,575; 1 at \$3,500; 2 at \$3,400; 1 at \$3,300; 1 at \$3,200; 1 at \$3,000; 1 at \$2,900; 1 at \$2,800.....	60,900 00	56,900 00
48	48	First Division, Subdivision B:— 16 at \$2,800; 9 at \$2,700; 1 at \$2,650; 1 at \$2,625; 7 at \$2,600; 2 at \$2,500; 2 at \$2,400; 2 at \$2,300; 1 at \$2,275; 4 at \$2,200; 3 at \$2,100.....	124,350 00	123,675 00
60	65	Second Division, Subdivision A:— 10 at \$2,100; 1 at \$2,087.50; 1 at \$2,075; 6 at \$2,050; 1 at \$2,025; 6 at \$2,000; 6 at \$1,950; 1 at \$1,925; 8 at \$1,900; 2 at \$1,875; 1 at \$1,850; 1 at \$1,825; 2 at \$1,800; 7 at \$1,700; 1 at \$1,650; 6 at \$1,600....	114,487 50	120,712 50
88	106	Second Division, Subdivision B:— 1 at \$1,642.50; 39 at \$1,600; 4 at \$1,575; 2 at \$1,550; 4 at \$1,525; 1 at \$1,500; 3 at \$1,475; 1 at \$1,425; 3 at \$1,400; 1 at \$1,375; 2 at \$1,350; 1 at \$1,325; 2 at \$1,300; 1 at \$1,250; 2 at \$1,225; 9 at \$1,200; 2 at \$1,175; 6 at \$1,150; 3 at \$1,125; 1 at \$1,075.	127,292 50	142,875 00
63	65	Third Division, Subdivision A:— 24 at \$1,300; 15 at \$1,250; 2 at \$1,200; 1 at \$1,187.50; 3 at \$1,150; 6 at \$1,100; 2 at \$1,087.50; 1 at \$1,075; 3 at \$1,050; 6 at \$1,000.....	75,987 50	75,862 50
45	65	Third Division, Subdivision B:— 3 at \$1,000; 1 at \$962.50; 1 at \$950; 1 at \$925; 3 at \$900; 3 at \$887.50; 1 at \$875; 2 at \$862.50; 2 at \$850; 2 at \$837.50; 5 at \$825; 5 at \$812.50; 5 at \$800; 4 at \$787.50; 4 at \$775; 1 at \$750; 2 at \$600.....	37,562 50	48,650 00
27	29	Messengers:— 9 at \$1,000; 1 at \$962.50; 1 at \$950; 1 at \$937.50; 1 at \$925; 2 at \$900; 4 at \$825; 2 at \$800; 2 at \$787.50; 1 at \$775; 1 at \$750; 2 at \$600.....	23,775 00	23,750 00
		Allowance for Private Secretary.....	600 00	600 00
350	396	Total.....	574,955 00	*605,025 00
		Contingencies.		
		Printing and stationery.....	11,000 00	17,000 00
		Clerical and other assistance.....	6,000 00	14,500 00
		Travelling expenses.....	30,000 00	44,000 00
		Sundries.....	9,000 00	9,500 00
		Total.....	56,000 00	85,000 00

*This amount includes the sums authorized for the fiscal year 1917-18 by the several appropriation acts and Civil Service Amendment Act 1917, as follows:—

Expenditure authorized under Departmental Salaries.....	\$590,950 00
Expenditure authorized by Vote No. 411, Schedule B., Appropriation Act No. 4, 1917.....	2,925 00
Expenditure authorized by Civil Service Amendment Act, 1917, Chap. 9.....	11,150 00
	605,025 00

8 GEORGE V, A. 1918

III—CIVIL GOVERNMENT—*Continued.*

Number.		Department.	Salaries.	
1918-19.	1917-18.		1918-19.	1917-18.
		(t) DEPARTMENT OF MINES.	\$ cts.	\$ cts.
1	1	Deputy Minister.....	5,000 00	5,000 00
1	1	First Division, Subdivision A:—	3,400 00	3,300 00
2	2	First Division, Subdivision B:—		
		1 at \$2,800; 1 at \$2,700.....	5,500 00	5,400 00
4	4	Second Division, Subdivision A:—		
		1 at \$2,100; 1 at \$1,950; 1 at \$1,925; 1 at \$1,600.....	7,575 00	7,325 00
4	4	Second Division, Subdivision B:—		
		1 at \$1,500; 1 at \$1,300; 1 at \$81,175; 1 at 1,125.....	5,100 00	4,800 00
3	3	Third Division, Subdivision A:—		
		2 at \$1,100; 1 at \$1,000.....	3,200 00	3,350 00
3	3	Third Division, Subdivision B:—		
		1 at \$1,000; 1 at \$937.50; 1 at \$825.....	2,762 50	2,612 50
18	18		32,537 50	31,787 50
		Mines Branch.		
8	8	First Division, Subdivision A:—		
		1 at \$4,000; 3 at \$3,400; 2 at \$3,300; 2 at \$3,200.....	27,200 00	26,450 00
14	11	First Division, Subdivision B:—		
		1 at \$2,750; 1 at \$2,700; 1 at \$2,625; 1 at \$2,500; 2 at \$2,300; 5 at \$2,200; 3 at \$2,100.....	32,475 00	25,100 00
18	21	Second Division, Subdivision A:—		
		1 at \$2,100; 1 at \$2,075; 1 at \$2,062 50; 1 at \$2,050; 1 at \$1,950; 1 at \$1,850; 1 at \$1,825; 2 at \$1,800. 2 at \$1,725; 1 at \$1,650; 6 at \$1,600.....	32,212 50	36,625 00
10	9	Second Division, Subdivision B:—		
		1 at \$1,550. 2 at \$1,500; 1 at \$1,475; 1 at \$1,450; 1 at \$1,225; 1 at \$1,200; 3 at \$1,000.....	12,900 00	11,100 00
4	4	Third Division, Subdivision A:—		
		2 at \$1,300; 2 at \$1,200.....	5,000 00	4,800 00
5	5	Third Division, Subdivision B:—		
		3 at \$1,000; 1 at \$950; 1 at \$775.....	4,725 00	4,475 00
3	3	Messengers:—		
		1 at \$1,000; 1 at \$750; 1 at \$600.....	2,350 00	2,250 00
62	61		116,862 50	110,800 00
		Geological Survey.		
19	19	First Division, Subdivision A:—		
		1 at \$3,700; 4 at \$3,600; 3 at \$3,400; 1 at \$3,350; 3 at \$3,300; 1 at 3,200; 1 at \$3,100; 1 at \$2,900; 4 at \$2,800.....	61,950 00	61,850 00
29	29	First Division, Subdivision B:—		
		2 at \$2,700; 1 at \$2,600; 11 at \$2,500; 4 at \$2,400; 1 at \$2,250; 4 at \$2,200; 6 at \$2,100.....	68,750 00	68,150 00
31	31	Second Division, Subdivision A:—		
		1 at \$2,050; 1 at \$2,000; 4 at \$1,950; 4 at \$1,900; 2 at \$1,875; 2 at \$1,850; 1 at \$1,800; 1 at \$1,700; 15 at \$1,600.....	54,400 00	53,737 50
25	25	Second Division, Subdivision B:—		
		2 at \$1,600; 1 at \$1,562.50; 2 at \$1,550; 4 at \$1,500; 1 at \$1,475; 1 at \$1,450; 1 at \$1,425; 4 at \$1,300; 6 at \$1,200; 1 at \$1,135; 1 at \$1,125; 1 at \$1,000....	33,872 50	32,685 00
14	14	Third Division, Subdivision A:—		
		3 at \$1,300; 1 at \$1,250; 1 at \$1,200; 1 at \$1,150; 1 at \$1,100; 3 at \$1,050; 4 at \$1,000.....	15,750 00	15,950 00
118	118	Carried forward	234,722 50	232,372 50

8 GEORGE V, A. 1918

III—CIVIL GOVERNMENT—*Continued.*

Number.		Department.	Salaries.	
1918-19.	1917-18.		1918-19.	1917-18.
		(t) DEPARTMENT OF MINES— <i>Concluded.</i>	\$ cts.	\$ cts.
118	118	Brought forward.....	234,722 50	232,372 50
		<i>Geological Survey—Concluded.</i>		
12	12	Third Division, Subdivision B:— 1 at \$1000; 1 at 887.50; 1 at \$875; 1 at \$837.50; 2 at \$825; 1 at \$812.50; 1 at \$800; 4 at \$600.....	9,262 50	9,100 00
6	6	Messengers:— 2 at \$1,000; 4 at \$600.....	4,400 00	4,650 00
136	136		248,385 00	246,122 50
216	215	Grand Total.....	397,785 00	*388,710 00
		<i>Contingencies.</i>		
		Department—Sundries.....	2,000 00	2,000 00
		Mines Branch—Sundries.....	1,500 00	1,500 00
		Geological Survey Branch—Sundries.....	2,000 00	2,000 00
			5,500 00	5,500 00

*This amount includes the sums authorized for the fiscal year 1917-18 by the several Appropriation Acts and Civil Service Amendment Act, 1917, as follows:—

Expenditure authorized under Departmental Salaries.....	\$381,985 00
Expenditure authorized by Vote 411 Schedule B Appropriation Act No. 4, 1917	2,175 00
Expenditure authorized by Civil Service Amendment Act, 1917, Chap. 9. ..	4,550 00
	<u>\$388,710 00</u>

SESSIONAL PAPER No. 3

III—CIVIL GOVERNMENT—*Continued.*

Number.		Department.	Salaries.	
1918-19.	1917-18.		1918-19.	1917-18.
		(u) POST OFFICE DEPARTMENT.	\$ cts.	\$ cts.
1	1	Deputy Head.....	5,000 00	5,000 00
17	17	First Division, Subdivision A:— 1 at \$4,500; 5 at \$4,000; 2 at \$3,900; 1 at \$3,600; 1 at \$3,500; 2 at \$3,400; 2 at \$3,300; 1 at \$3,250; 1 at \$3,100; 1 at \$3,000	62,150 00	61,150 00
31	30	First Division, Subdivision B:— 8 at \$2,800; 2 at \$2,700; 8 at \$2,600; 10 at \$2,500; 1 at \$2,400; 1 at \$2,300; 1 at \$2,100	80,400 00	75,900 00
53	53	Second Division, Subdivision A:— 6 at \$2,100; 7 at \$2,050; 4 at \$2,000; 19 at \$1,950; 13 at \$1,900; 3 at \$1,850; 1 at \$1,800	104,050 00	99,450 00
123	123	Second Division, Subdivision B:— 9 at \$1,600; 6 at \$1,550; 4 at \$1,450; 2 at \$1,400; 46 at \$1,350; 2 at \$1,300; 2 at \$1,250; 41 at \$1,200; 2 at \$1,150; 1 at \$1,100; 8 at \$1,000	160,100 00	110,700 00
191	223	Third Division, Subdivision A:— 64 at \$1,300; 24 at \$1,250; 28 at \$1,200; 24 at \$1,150; 44 at \$1,100; 1 at \$1,050; 6 at \$1,000	229,850 00	260,300 00
177	177	Third Division, Subdivision B:— 9 at \$1,000; 9 at \$950; 23 at \$900; 29 at \$850; 80 at \$800; 6 at \$750; 7 at \$700; 10 at \$650; 4 at \$600	145,200 00	138,000 00
177	177	Messengers, Porters, Packers and Sorters:— 40 at \$1,000; 15 at \$950; 11 at \$900; 38 at \$850; 50 at \$800; 4 at \$750; 2 at \$700; 11 at \$650; 6 at \$600	151,600 00	144,050 00
		Allowance for Private Secretary	600 00	600 00
		Provisional Allowance.....	4,920 00	3,220 00
770	801		943,870 00	* 898,370 00
		Contingencies. *		
		Clerical and other assistance, including \$50 a year to pay W. Cooch for inspecting letter carriers' boots.....	48,000 00	48,000 00
		Printing and stationery.....	57,000 00	57,000 00
		Sundries	20,000 00	20,000 00
			125,000 00	125,000 00

* This amount includes the sums authorized for the fiscal year 1917-18 by the several Appropriation Acts and Civil Service Amendment Act, 1917, as follows:—

Expenditure authorized under Departmental salaries	\$855,620 00
Expenditure authorized by Vote 411, Schedule B, Appropriation Act No. 4, 1917.....	10,600 00
Expenditure authorized by Civil Service Amendment Act, 1917, Chapter 9.....	32,150 00
	\$898,370 00

III—CIVIL GOVERNMENT—Continued.

Number.		Department.	Salaries.	
1918-19.	1917-18		1918-19.	1917-18.
		(v) DEPARTMENT OF TRADE AND COMMERCE.	\$ cts.	\$ cts.
1	1	Deputy Minister	5,000 00	5,000 00
1	1	Commissioner of Commerce	6,000 00	6,000 00
2	2	First Division, Subdivision A :—		
		1 at \$3,875; 1 at \$3,775	7,650 00	7,450 00
5	5	First Division, Subdivision B :—		
		1 at \$2,800; 2 at \$2,600; 1 at \$2,400; 1 at \$2,100	12,500 00	12,900 00
3	4	Second Division, Subdivision A :—		
		2 at \$2,050; 1 at \$1,600	5,700 00	7,104 17
7	9	Second Division, Subdivision B :—		
		1 at \$1,600; 1 at \$1,450; 1 at \$1,400; 2 at \$1,350; 1 at \$1,100; 1 at \$1,000	9,250 00	11,187 50
8	5	Third Division, Subdivision A :—		
		1 at \$1,300; 1 at \$1,150; 1 at \$1,050; 5 at \$1,000	8,500 00	5,450 00
12	12	Third Division, Subdivision B :—		
		1 at \$912.50; 1 at \$787.50; 1 at \$775; 1 at \$637.50; 2 at \$625; 1 at \$612.50; 5 at \$600	7,975 00	8,862 50
3	3	Messengers :—		
		2 at \$1,000; 1 at \$962.50	2,962 50	2,812 50
		Allowance for Private Secretary	600 00	600 00
42	42		66,137 50	67,366 67
		Census and Statistics Branch.		
3	3	First Division, Subdivision A :—		
		1 at \$3,975; 1 at \$3,300; 1 at \$3,100	10,375 00	10,087 50
4	2	First Division, Subdivision B :—		
		1 at \$2,800; 1 at \$2,550; 1 at \$2,175; 1 at \$2,100	9,625 00	4,550 00
7	6	Second Division, Subdivision A :—		
		2 at \$2,100; 4 at \$2,000; 1 at \$1,825	14,025 00	11,750 00
9	4	Second Division, Subdivision B :—		
		1 at \$1,600; 1 at \$1,400; 1 at \$1,350; 1 at \$1,325; 1 at \$1,300; 1 at \$1,250; 2 at \$1,175; 1 at \$1,000	11,575 00	4,750 00
14	15	Third Division, Subdivision A :—		
		1 at \$1,300; 3 at \$1,200; 3 at \$1,150; 3 at \$1,100; 1 at \$1,062.50; 1 at \$1,050; 2 at \$1,000	15,762 50	16,262 50
36	31	Third Division, Subdivision B :—		
		4 at \$1,000; 1 at \$962.50; 1 at \$950; 2 at \$937.50; 1 at \$850; 1 at \$812.50; 13 at \$787.50; 6 at \$775; 1 at \$662.50; 1 at \$637.50; 5 at \$600	28,637 50	23,700 00
2	2	Messengers :—		
		2 at \$800	1,600 00	1,500 00
75	63		91,660 00	72,600 00
117	105	Grand total	157,737 50	139,966 67
		Contingencies.		
		Clerical and other assistance	2,000 00	1,000 00
		Printing and stationery	8,000 00	9,000 00
		Sundries	5,000 00	5,000 00
			15,000 00	15,000 00

* This amount includes sums authorized for the fiscal year 1917-18 by the several Appropriation Acts and the Civil Service Amendment Act, 1917, as follows:—

Expenditure authorized under Departmental salaries	\$ 133,812 50
Expenditure authorized by Vote 411, Schedule B, Appropriation Act No. 4, 1917	579 17
Expenditure authorized by Civil Service Amendment Act, 1917	5,575 00

\$ 139,966 67

SESSIONAL PAPER No. 3

III—CIVIL GOVERNMENT—Continued.

Number.		Department.	Salaries.	
1918-19.	1917-18.		1918-19.	1917-18.
		(w) DEPARTMENT OF LABOUR.	\$ cts.	\$ cts.
1	1	Deputy Head.....	5,000 00	5,000 00
2	2	First Division, Subdivision A :— 1 at \$2,875; 1 at \$2,800.....	5,675 00	6,500 00
2	2	First Division, Subdivision B :— 1 at \$2,125; 1 at \$2,100.....	4,225 00	4,225 00
7	7	Second Division, Subdivision A :— 1 at \$2,075; 1 at \$2,050; 1 at \$2,000; 1 at \$1,775; 2 at \$1,650; 1 at \$1,600.....	12,800 00	12,725 00
11	11	Second Division, Subdivision B :— 1 at \$1,600; 1 at \$1,225; 2 at \$1,175; 1 at \$1,150; 1 at \$1,075; 1 at \$1,125; 1 at \$1,050; 3 at \$1,000.....	12,575 00	13,450 00
6	6	Third Division, Subdivision A :— 1 at \$1,300; 1 at \$1,250; 1 at \$1,137.50; 1 at \$1,075; 1 at \$1,025; 1 at \$1,012.50.....	6,800 00	6,462 50
10	10	Third Division, Subdivision B :— 1 at \$1,000; 1 at \$812.50; 1 at \$800; 1 at \$787.50; 1 at \$637.50; 1 at \$625; 4 at \$600.....	7,062 50	7,100 00
3	3	Messengers :— 2 at \$1,000; 1 at \$787.50.....	2,787 50	2,637 50
1	1	Packer and Sorter.....	762 50	712 50
		Allowance for Private Secretary.....	600 00	600 00
43	43		58,287 50	* 59,412 50
		Contingencies.		
		Clerical and other assistance.....	1,000 00	1,000 00
		Printing and stationery.....	7,000 00	7,000 00
		Sundries.....	7,000 00	7,000 00
			15,000 00	15,000 00

* This amount includes the sums authorized for the fiscal year 1917-18 by the several Appropriation Acts and Civil Service Amendment Act, 1917, as follows:—

Expenditure authorized under Departmental Salaries, 1917-18.	\$ 57,137 50
Expenditure authorized by Vote 411, Schedule B, Appropriation Act No. 4, 1917.	2,000 00
Expenditure authorized by Civil Service Amendment Act, 1917, Chapter 9.	275 00
	59,412 50

		(x) HIGH COMMISSIONER'S OFFICE, LONDON.		
1	1	Secretary.....	6,000 00	6,000 00
2	2	First Division, Subdivision A :— 2 at \$2,900.....	5,800 00	5,600 00
1	1	First Division, Subdivision B.....	2,300 00	2,200 00
3	3	Second Division, Subdivision A :— 1 at \$1,950; 1 at \$1,900; 1 at \$1,750.....	5,600 00	5,450 00
2	2	Third Division, Subdivision A :—1 at \$1,050; 1 at \$950.....	2,000 00	1,900 00
1	1	Third Division, Subdivision B.....	550 00	500 00
10	10		22,250 00	21,650 00
		Contingencies.		
		Clerical assistance.....	2,500 00	2,500 00
		Rent and insurance on office, income tax, fuel, light, stationery, etc., and the amount of \$2,000 required towards the con- tingent expenses (water, light, fuel, carriage, hire, and railway fare or the High Commissioner, including income tax on the salary of High Commissioner.....	50,651 00	50,651 00
		Allowance in lieu of house and furniture.....	5,000 00	5,000 00
			58,151 00	58,151 00

III—CIVIL GOVERNMENT—*Continued.*

Number.		Department.	Salaries.	
1918-19.	1917-18.		1918-19.	1917-18.
		(y) DEPARTMENTS GENERALLY.	\$ cts.	\$ cts.
		Contingencies—Care and cleaning of Departmental buildings, including amount of \$100 to E. Snowden for firing noon gun	310,000 00	275,000 00
		(z) GENERAL CONSULTING ENGINEER.		
1	1	General Consulting Engineer to Dominion Government and Chief Engineer Western Division National Transcontinental Railway	6,000 00	6,000 00
1	1	Second Division, Subdivision A	1,600 00	1,600 00
			7,600 00	7,600 00
		Contingencies.		
		Printing, stationery and sundries	150 00	150 00
		(za) DEPARTMENT OF INSURANCE.		
2	2	First Division, Subdivision A:—		
		2 at \$3,100	6,200 00	6,000 00
4	4	First Division, Subdivision B:—		
		1 at \$2,800; 1 at \$2,600; 1 at \$2,500; 1 at \$2,400	10,300 00	10,000 00
1	1	Second Division, Subdivision A	1,900 00	1,800 00
8	8	Second Division, Subdivision B:—		
		1 at \$1,300; 1 at \$1,275; 1 at \$1,200; 2 at \$1,125; 1 at \$1,112.50; 2 at \$1,000	9,137 50	8,687 50
3	2	Third Division, Subdivision A:—		
		2 at \$1,100; 1 at \$1,000	3,200 00	2,100 00
6	6	Third Division, Subdivision B:—		
		2 at \$800; 2 at \$700; 1 at \$637.50; 1 at \$600	4,237 50	4,075 00
1	1	Messenger	975 00	925 00
25	24		35,950 00	* 33,587 50
		Contingencies.		
		Printing, binding and stationery, including cost of annual reports	21,000 00	19,500 00
		Sundries, including travelling expenses	6,500 00	6,500 00
		Valuation of securities held in Canada by Insurance Companies licensed by this Department	5,000 00	5,000 00
			32,500 00	31,000 00

* This amount includes the sums authorized for the fiscal year 1917-18 by the several Appropriation Acts and Civil Service Amendment Act, 1917, as follows:—

Expenditure authorized under Departmental salaries	\$32,837 50
Expenditure authorized by Vote 411, Schedule B, Appropriation Act No. 4, 1917	550 00
Expenditure authorized by Civil Service Amendment Act, 1917, Chap. 9	200 00
	<u>\$33,587 50</u>

SESSIONAL PAPER No. 3

III—CIVIL GOVERNMENT—Continued.

Number.		Department.	Salaries.	
1918-19.	1917-18.		1918-19.	1917-18.
		(zb) DEPARTMENT OF EXTERNAL AFFAIRS.	\$ cts.	\$ cts.
1	1	Deputy Head.....	5,000 00	5,000 00
3	3	First Division, Subdivision A :—		
		1 at \$4,000 ; 1 at \$3,475 ; 1 at \$2,900.....	10,375 00	10,175 00
3	1	First Division, Subdivision B :—		
		2 at \$2,800 ; 1 at \$2,150.....	7,750 00	2,800 00
1		Second Division, Subdivision A.....	1,650 00	
2	2	Second Division, Subdivision B :—		
		1 at \$1,350 ; 1 at \$1,000.....	2,350 00	1,250 00
10	6	Third Division, Subdivision A :—		
		1 at \$1,300 ; 1 at \$1,162.50 ; 2 at \$1,150 ; 3 at \$1,050 ; 3 at \$1,000.....	10,912 50	7,612 50
8	12	Third Division, Subdivision B :—		
		1 at \$750 ; 5 at 700 ; 2 at \$600.....	5,450 00	7,475 00
5	2	Messengers :—		
		2 at \$1,000 ; 1 at \$950 ; 1 at \$900 ; 1 at \$600.....	4,450 00	1,750 00
		Allowances for Private Secretaries.....	1,200 00	600 00
33	27		49,137 50	* 36,662 50
		Contingencies.		
		Printing and stationery.....	8,000 00	8,000 00
		Sundries.....	7,500 00	7,500 00
			15,500 00	15,500 00

* This amount includes the sums authorized for the fiscal year 1917-18 by the several Appropriation Acts and Civil Service Amendment Act, 1917 as follows :—

Expenditure authorized under Departmental Salaries.....	\$35,837 50
Expenditure authorized by Vote 411, Schedule B, Appropriation Act No. 4, 1917.....	625 00
Expenditure authorized by Civil Service Amendment Act, 1917, Chapter 9....	200 00
	\$36,662 50

		(zc) OFFICE OF THE COMMISSION OF CONSERVATION.		
1	1	Assistant to Chairman.....	5,000 00	5,000 00
1	1	First Division, Subdivision A.....	3,300 00	3,200 00
4	4	First Division, Subdivision B :—		
		3 at \$2,800 ; 1 at \$2,500.....	10,900 00	10,650 00
5	3	Second Division, Subdivision A :—		
		1 at \$2,075 ; 1 at \$2,050 ; 1 at \$1,950 ; 1 at \$1,100 ; 1 at \$1,050.....	8,225 00	5,862 50
4	6	Third Division, Subdivision A :—		
		2 at \$1,100 ; 2 at \$1,050.....	4,300 00	6,200 00
7	7	Third Division, Subdivision B :—		
		1 at \$1,000 ; 1 at \$975 ; 3 at \$950 ; 1 at \$800 ; 1 at \$700..	6,325 00	5,962 50
3	3	Messengers and Packers :—		
		1 at \$900 ; 1 at \$800 ; 1 at \$750.....	2,450 00	2,300 00
25	25		40,500 00	* 39,175 00

* This amount includes the sums authorized for the fiscal year 1917-18 by the several Appropriation Acts and Civil Service Amendment Act, 1917, as follows :

Expenditure authorized under Departmental Salaries.....	\$37,650 00
Expenditure authorized by Vote 411, Schedule B, Appropriation Act No. 4, 1917.....	175 00
Expenditure authorized by Civil Service Amendment Act 1917, Chap. 9.....	1,350 00
	\$39,175 00

III—CIVIL GOVERNMENT—*Continued.*

Number.		Department.	Salaries.	
1918-19.	1917-18.		1918-19.	1917-18.
			\$ cts.	\$ cts.
		(2d) DEPARTMENT OF PUBLIC ARCHIVES.		
1	1	Deputy Minister and Archivist	5,000 00	5,000 00
2	2	First Division, Subdivision A:—		
		1 at \$3,900; and 1 at \$3,200.....	7,100 00	6,900 00
4	3	First Division, Subdivision B:—		
		1 at \$2,600; 1 at \$2,500; 1 at \$2,200; 1 at \$2,100.....	9,400 00	7,000 00
5	8	Second Division, Subdivision A:—		
		1 at \$2,087.50; 3 at \$1,950; 1 at \$1,850.	9,787 50	14,962 50
5	2	Second Division, Subdivision B:—		
		1 at \$1,575; 3 at \$1,300; 1 at \$1,025	6,500 00	2,462 50
9	12	Third Division, Subdivision A:—		
		9 at \$1,200.	10,800 00	14,100 00
	1	Third Division, Subdivision B.....		650 00
4	4	Messengers, Packers and Sorters.		
		1 at \$950; 3 at \$800.....	3,350 00	3,200 00
30	33		51,937 50	54,275 00
		BOARD OF HISTORICAL PUBLICATIONS.		
1	1	Chairman	5,000 00	5,000 00
	1	Second Division, Subdivision A.....		1,600 00
1		Second Division, Subdivision B.....	1,400 00	
1	1	Third Division, Subdivision B.....	650 00	
3	3		7,050 00	6,600 00
33	36	Grand Total.....	58,987 50	*60,875 00
		Contingencies.		
		Printing and stationery—Archives.....	5,000 00	5,000 00
		Sundries—Archives.	2,500 00	2,500 00
		Sundries—Historical Publications.....	1,000 00	
			8,500 00	7,500 00

* This amount includes the sums authorized for the fiscal year 1917-18 by the several Appropriation Acts and Civil Service Amendment Act, 1917, as follows:—

Expenditure authorized under Departmental Salaries.....	\$ 60,025 00
Expenditure authorized by Vote 411, Schedule B, Appropriation Act No. 4,	
1917	400 00
Expenditure authorized by Civil Service Amendment Act, 1917, Chap. 9....	450 00

60,875 00

SESSIONAL PAPER No. 3

III—CIVIL GOVERNMENT—*Continued.*

Number.		Department.	Salaries.	
1918-19.	1917-18.		1918-19.	1917-18.
			\$ cts.	\$ cts.
		(ze) DEPARTMENT OF SOLDIERS' CIVIL RE-ESTABLISHMENT.		
4	First Division, Subdivision A:— 1 Solicitor at \$4,000; 1 Assistant Deputy Minister and Secretary at \$4,000; 1 Director of Employment at \$4,000; 1 Accountant at \$3,500	15,500 00	
5	First Division, Subdivision B:— 1 Assistant Accountant at \$2,500; 4 at \$2,100	10,900 00	
10	Second Division, Subdivision A:— 10 at \$1,600	16,000 00	
10	Second Division, Subdivision B:— 10 at \$1,000	10,000 00	
10	Third Division, Subdivision A:— 10 at \$1,000	10,000 00	
5	Third Division, Subdivision B:— 5 at \$600	3,000 00	
		Allowance for Private Secretary	600 00	
44		66,000 00	
		<i>Contingencies.</i>		
		Sundries	25,000 00	

III—CIVIL GOVERNMENT—*Concluded.*

Number.		Department.	Salaries.	
1918-19.	1917-18.		1918-19.	1917-18.
			\$ cts.	\$ cts.
		(=f) CIVIL SERVICE COMMISSION.		
3	3	Commissioners :—		
		Chairman at \$6,000 ; 2 at \$5,000	16,000 00	15,000 00
1	1	First Division, Subdivision A :—	3,800 00	3,700 00
6	4	Second Division, Subdivision A :—		
		3 at \$2,050 ; 1 at \$1,950 ; 2 at \$1,600	11,300 00	7,700 00
3	1	Second Division, Subdivision B :—		
		1 at \$1,175 ; 2 at \$1,000	3,175 00	800 00
5	5	Third Division, Subdivision A :—		
		1 at \$1,175 ; 2 at \$1,100 ; 2 at \$1,050 ..	5,475 00	5,225 00
10	1	Third Division, Subdivision B :—		
		1 at \$775 ; 4 at \$700 ; 5 at \$600	6,575 00	725 00
2	1	Messengers :—		
		1 at \$737.50 ; 5 at \$600	1,337 50	637 50
30	16		47,662 50	* 33,787 50
		Contingencies.		
		Amount required to pay temporary examiners and to meet the cost of holding the different examinations required by law.	20,000 00	10,000 00
		Printing and stationery	6,000 00	3,000 00
		Sundries	5,000 00	2,500 00
			31,000 00	15,500 00

* This amount includes the sums authorized for the fiscal year 1917-18 by the several Appropriation Acts and Civil Service Amendment Act, 1917, as follows :—

Expenditure authorized under Departmental Salaries.	\$ 33,187 50
Expenditure authorized by Vote 411, Schedule B, Appropriation Act No. 4, 1917.	200 00
Expenditure authorized by Civil Service Amendment Act, 1917, Chap. 9	400 00
	<u>\$ 33,787 50</u>

SESSIONAL PAPER No. 3

IV—ADMINISTRATION OF JUSTICE.

Amount to be voted.....\$86,683.34

No. of Vote.	Details.	1918-19.	1917-18.	Compared with Estimates of 1917-18.	
				Increase.	Decrease.
	(A) EXPENDITURE FOR WHICH VOTES ARE REQUIRED.	\$ cts.	\$ cts.	\$ cts.	\$ cts.
34	Miscellaneous expenditure.....	10,000 00	10,000 00		
	Living allowance for Judge of Athin District, B.C.....	1,200 00	1,200 00		
	<i>Supreme Court of Canada.</i>				
35	Contingencies and disbursements, salaries of officers (Sheriffs, etc.), books, magazines, etc., for Judges, not exceeding \$300, \$100 for messenger (H. Siryer) acting as Usher..	7,500 00	7,500 00		
	Law books and books for reference for Library and binding of same.....	8,000 00	8,000 00		
	<i>Exchequer Court of Canada.</i>				
36	Contingencies—Judges' travelling expenses, remuneration to Sheriffs, etc., printing, sta- tionery, etc., and \$150 for Judges' books....	6,000 00	6,000 00		
	Printing, binding and distributing <i>Exchequer</i> <i>Court reports</i>		1,500 00		1,500 00
	Miscellaneous expenses, Exchequer Court in Admiralty.....	500 00	500 00		
	Salary of Marshal in Admiralty, Quebec	333 34	333 34		
	To Chas. Morse, for furnishing reports of Exchequer Court decisions to legal period- icals	50 00	50 00		
	<i>Publication of Reports by contract</i>		2,000 00		2,000 00
	<i>Yukon Territory.</i>				
	Travelling allowance of Judge	500 00	500 00		
37	Living allowance of Judge.....	5,000 00	5,000 00		
	Salaries Territorial Court, Sheriff and clerk, \$4,000 each; two stenographers, \$2,000 each.	12,000 00	12,000 00		
	Living allowances of Court officers and Police Magistrates.....	8,600 00	8,600 00		
	Fees and expenses of witnesses, jurors and interpreters in criminal trials	5,000 00	5,000 00		
	Maintenance of prisoners.....	10,000 00	10,000 00		
	Transport of prisoners.....	4,000 00	4,000 00		
	Miscellaneous expenditure.....	8,000 00	8,000 00		
	<i>Appropriations not required for 1918-19.</i>		687 50		687 50
		86,683 34	90,870 84		4,187 50

IV—ADMINISTRATION OF JUSTICE—*Continued.*

Details.	1918-19.	1917-18.	Compared with Estimates of 1917-18.	
			Increase.	Decrease.
	\$ cts.	\$ cts.	\$ cts.	\$ cts.
(B) EXPENDITURE AUTHORIZED BY STATUTE.				
<i>Supreme Court of Canada.</i>				
Salary of Chief Justice.....	10,000 00	10,000 00		
" 5 Judges at \$9,000	45,000 00	45,000 00		
<i>Exchequer Court of Canada.</i>				
Salary of Judge.....	8,000 00	8,000 00		
" Asst. Judge.....	6,000 00	6,000 00		
" 6 Local Judges in Admiralty.....	5,400 00	5,400 00		
Travelling allowances, Admiralty Judges.....	400 00	400 00		
<i>Province of Ontario.</i>				
Supreme Court—Appellate Division—				
Salary of Chief Justice.....	8,000 00	8,000 00		
" 4 Judges at \$7,000	28,000 00	28,000 00		
Supreme Court—High Court Division—				
Salary of Chief Justice of King's Bench.....	8,000 00	8,000 00		
" Chief Justice of the Exchequer.....	8,000 00	8,000 00		
" Chief Justice of the Common Pleas. ...	8,000 00	8,000 00		
" 11 Judges at \$7,000.....	77,000 00	77,000 00		
County Courts				
Salary of 75 Judges and Junior Judges of County and District Courts, 1 at \$3,500, 74 at \$3,000..	225,500 00	222,500 00	3,000 00	
Travelling allowances.....	26,000 00	26,000 00		
<i>Province of Quebec.</i>				
Court of King's Bench—				
Salary of Chief Justice.....	8,000 00	8,000 00		
" 5 Judges at \$7,000.....	35,000 00	35,000 00		
Superior Court—				
Salary of Chief Justice.....	8,000 00	8,000 00		
" Acting Chief Justice at Montreal.....	8,000 00	8,000 00		
" 26 Judges at \$7,000.....	182,000 00	182,000 00		
" 15 Judges at \$5,000.....	75,000 00	75,000 00		
Circuit Court, Montreal—				
Salary of 4 Judges, 1 at \$5,000, 3 at \$4,500 ...	18,500 00	18,500 00		
Travelling allowances.....	20,000 00	20,000 00		
<i>Province of Nova Scotia.</i>				
Supreme Court—				
Salary of Chief Justice.....	7,000 00	7,000 00		
" 6 Judges at \$6,000	36,000 00	36,000 00		
" Judge of Court of Divorce	500 00	500 00		
County Courts—				
Salary of 7 Judges, 1 at \$3,500, 6 at \$3,000.....	21,500 00	21,500 00		
Travelling allowances	5,000 00	5,000 00		
Carried forward.....	887,800 00	884,800 00	3,000 00	

SESSIONAL PAPER No. 3

IV—ADMINISTRATION OF JUSTICE—*Continued.*

Details.	1918-19.	1917-18.	Compared with Estimates of 1917-18.	
			Increase.	Decrease.
(B) EXPENDITURE AUTHORIZED BY STATUTE— <i>Con.</i>	\$ cts.	\$ cts.	\$ cts.	\$ cts.
Brought forward.....	\$87,800 00	\$84,800 00	3,000 00	
<i>Province of New Brunswick.</i>				
Court of Appeal—				
Salary of Chief Justice.....				
" 2 Judges at \$6,000.....	7,000 00	7,000 00		
Court of King's Bench—				
Salary of Chief Justice.....	12,000 00	12,000 00		
" 3 Judges \$6,000.....	7,000 00	7,000 00		
" Judge of Court of Divorce.....	18,000 00	18,000 00		
County Courts—				
Salary of 6 Judges, 1 at \$3,500, 5 at \$3,000.....	500 00	500 00		
Travelling allowances.....	18,500 00	18,500 00		
	8,000 00	8,000 00		
<i>Province of Manitoba.</i>				
Court of Appeal—				
Salary of Chief Justice.....	8,000 00	8,000 00		
" 4 Judges at \$7,000.....	28,000 00	28,000 00		
Court of King's Bench—				
Salary of Chief Justice.....	7,000 00	7,000 00		
" 5 Judges at \$6,000.....	30,000 00	30,000 00		
County Courts—				
Salary of 10 Judges at \$3,000.....	30,000 00	30,000 00		
Travelling allowances.....	5,000 00	5,000 00		
<i>Province of British Columbia.</i>				
Court of Appeal—				
Salary of Chief Justice.....	8,000 00	8,000 00		
" 4 Judges at \$7,000.....	28,000 00	28,000 00		
Supreme Court—				
Salary of Chief Justice.....	7,000 00	7,000 00		
" 5 Judges at \$6,000.....	30,000 00	30,000 00		
County Courts—				
Salaries of 13 Judges at \$3,000.....	39,000 00	39,000 00		
Travelling allowances.....	17,000 00	17,000 00		
<i>Province of Prince Edward Island.</i>				
Supreme Court—				
Salary of Chief Justice.....	6,000 00	6,000 00		
" Master of Rolls and Vice Chancellor				
\$5,200 each.....	10,400 00	10,400 00		
County Courts—				
Salary of 3 Judges, 1 at \$3,500, 2 at \$3,000.....	9,500 00	9,500 00		
Travelling allowances.....	1,500 00	1,500 00		
<i>Province of Saskatchewan.</i>				
Court of Appeal—				
Salary of Chief Justice.....	8,000 00	8,000 00		
" 3 Judges at \$7,000.....	21,000 00	21,000 00		
King's Bench—				
Salary of Chief Justice.....	7,000 00	7,000 00		
" 6 Judges at \$6,000.....	36,000 00	30,000 00	6,000 00	
District Courts—				
Salary of 17 Judges at \$3,000.....	51,000 00	51,000 00		
Travelling allowances.....	9,000 00	8,000 00	1,000 00	
Carried forward.....	1,355,200 00	1,345,200 00	10,000 00	

8 GEORGE V, A. 1918

IV—ADMINISTRATION OF JUSTICE—*Concluded.*

Details.	1918-19.	1917-18.	Compared with Estimates of 1917-18.	
			Increase.	Decrease.
	\$ cts.	\$ cts.	\$ cts.	\$ cts.
Brought forward	1,355,200 00	1,345,200 00	10,000 00
<i>Province of Alberta.</i>				
Supreme Court—				
Salary of Chief Justice	7,000 00	7,000 00		
" 8 Judges at \$6,000	48,000 00	48,000 00		
District Courts—				
Salary of 11 Judges at \$3,000	33,000 00	33,000 00		
Travelling allowances	14,000 00	13,000 00	1,000 00	
<i>Yukon Territory.</i>				
Territorial Court—				
Salary of Judge	5,000 00	5,000 00		
Police Court—				
Salary of Magistrate at Whitehorse	4,000 00	4,000 00		
	1,466,200 00	1,455,200 00	11,000 00	
SUMMARY.				
To be voted	86,683 34	90,870 84		4,187 50
Authorized by Statute	1,466,200 00	1,455,200 00	11,000 00	
	1,552,883 34	1,546,070 84	6,812 50	

V—DOMINION POLICE.

Amount to be voted.....\$146,765 00

No. of Vote.		1918-19.	1917-18.	Compared with Estimates of 1917-18.	
				Increase.	Decrease.
		\$ cts.	\$ cts.	\$ cts.	\$ cts.
38	Amount required.....	146,765 00	128,765 00	18,000 00	

SESSIONAL PAPER No 3

VI—PENITENTIARIES.

Amount to be voted..... \$991,600 00

SUMMARY.

No. of Vote.	Details.	1918-19.	1917-18.	Compared with Estimates of 1917-18.	
				Increase.	Decrease.
		\$ cts.	\$ cts.	\$ cts.	\$ cts.
39	Kingston.....	213,000 00	213,000 00		
	St. Vincent de Paul	203,100 00	203,100 00		
	Dorchester.....	108,800 00	108,800 00		
	Manitoba	94,800 00	99,800 00		5,000 00
	British Columbia.....	135,500 00	146,300 00		10,800 00
	Alberta.....	99,300 00	99,300 00		
	Saskatchewan.....	101,000 00	102,500 00		1,500 00
	General.....	36,100 00	39,700 00		3,600 00
		991,600 00	1,012,500 00		20,900 00
	KINGSTON.				
	Salaries and retiring allowances.....	96,800 00	96,800 00		
	Uniforms and mess.....	6,000 00	6,000 00		
	Maintenance of convicts.....	44,000 00	44,000 00		
	Discharge expenses.....	5,000 00	5,000 00		
	Working expenses.....	38,200 00	26,000 00	12,200 00	
	Industries.....	12,000 00	14,000 00		2,000 00
	Lands, buildings and equipment.....	10,600 00	20,000 00		10,000 00
	Miscellaneous.....	1,000 00	1,200 00		200 00
		213,000 00	213,000 00		
	ST. VINCENT DE PAUL.				
	Salaries and retiring allowances.....	82,600 00	82,600 00		
	Uniforms and mess.....	5,000 00	5,000 00		
	Maintenance of convicts.....	42,000 00	36,500 00	5,500 00	
	Discharge expenses.....	4,000 00	4,000 00		
	Working expenses.....	40,000 00	24,000 00	16,000 00	
	Industries.....	10,000 00	10,000 00		
	Lands, buildings and equipment.....	18,500 00	40,000 00		21,500 00
	Miscellaneous.....	1,000 00	1,000 00		
		203,100 00	203,100 00		
	DORCHESTER.				
	Salaries and retiring allowances.....	54,000 00	55,200 00		1,200 00
	Uniforms and mess.....	3,000 00	3,000 00		
	Maintenance of convicts.....	20,000 00	18,500 00	1,500 00	
	Discharge expenses.....	2,500 00	2,500 00		
	Working expenses.....	15,000 00	12,000 00	3,000 00	
	Industries.....	5,000 00	5,000 00		
	Lands, buildings and equipment.....	9,000 00	12,000 00		3,000 00
	Miscellaneous.....	300 00	600 00		300 00
		108,800 00	108,800 00		
	MANITOBA.				
	Salaries and retiring allowances.....	41,000 00	48,000 00		7,000 00
	Uniforms and mess.....	2,500 00	2,500 00		
	Special living allowance.....	4,000 00	4,500 00		500 00
	Maintenance of convicts.....	14,500 00	14,500 00		
	Discharge expenses.....	2,500 00	2,500 00		
	Working expenses.....	12,000 00	12,000 00		
	Industries.....	4,500 00	4,500 00		
	Lands, buildings and equipment.....	12,500 00	10,000 00	2,500 00	
	Miscellaneous.....	1,300 00	1,300 00		
		94,800 00	99,800 00		5,000 00

VI—PENITENTIARIES—*Concluded.*

Details.	1918-19.	1917-18.	Compared with Estimates of 1917-18.	
			Increase.	Decrease.
	\$ cts.	\$ cts.	\$ cts.	\$ cts.
BRITISH COLUMBIA.				
Salaries and retiring allowances	56,600 00	61,900 00	5,900 00
Uniforms and mess	4,000 00	4,000 00		
Special living allowance	5,500 00	6,400 00	900 00
Maintenance of convicts	25,000 00	29,000 00		4,000 00
Discharge expenses	3,000 00	3,000 00		
Working expenses	15,000 00	15,000 00		
Industries	6,600 00	6,600 00		
Lands, building and equipment. . .	20,000 00	20,000 00		
Miscellaneous	1,000 00	1,000 00		
	135,500 00	146,300 00		10,800 00
ALBERTA.				
Salaries and retiring allowances	44,400 00	44,400 00		
Uniforms and mess	3,500 00	3,500 00		
Special living allowance	4,400 00	4,400 00		
Maintenance of convicts	15,000 00	15,000 00		
Discharge expenses	2,000 00	2,000 00		
Working expenses	6,000 00	6,000 00		
Industries	5,000 00	5,000 00		
Lands, buildings and equipment	18,000 00	18,600 00		
Miscellaneous	1,000 00	1,000 00		
	99,300 00	99,300 00		
SASKATCHEWAN.				
Salaries and retiring allowances	40,000 00	41,100 00		1,100 00
Uniforms and mess	3,000 00	3,000 00		
Special living allowance	3,500 00	3,900 00		400 00
Maintenance of convicts	10,000 00	10,000 00		
Discharge expenses	1,500 00	1,500 00		
Working expenses	15,000 00	15,000 00		
Industries	7,000 00	7,000 00		
Lands, buildings and equipment	20,000 00	20,000 00		
Miscellaneous	1,000 00	1,000 00		
	101,000 00	102,500 00		1,500 00
GENERAL.				
Office expenses	500 00	500 00		
Assistance to paroled and discharged convicts.	300 00	300 00		
Salary, purchasing agent	3,300 00	3,200 00	100 00	
Office expenses, purchasing agent	2,000 00	2,000 00		
War time bonus of \$100 each to officers and employees whose salaries are \$1,000 or less	30,000 00	32,500 00		2,500 00
<i>Appropriations not required for 1918-19</i>		1,200 00		1,200 00
	36,100 00	39,700 00		3,600 00

SESSIONAL PAPER No. 3

VII—LEGISLATION.

Amount to be voted.....\$990,654 00

No. of Vote.	Details.	1918-19.	1917-18.	Compared with Estimates of 1917-18.	
				Increase.	Decrease.
		\$ cts.	\$ cts.	\$ cts.	\$ cts.
	(A) ESTIMATES OF EXPENDITURE FOR WHICH VOTES ARE REQUIRED.				
	Senate.				
40	Salaries and contingent expenses.....	113,416 50	119,404 45	5,987 45
	House of Commons.				
	Salary of the Deputy Speaker.....	2,000 00	2,000 00		
	Salaries.....	199,825 00	207,104 17	7,279 17
41	Expenses of Committees, Sessional and extra Clerks, etc.....	62,350 00	88,705 45	26,355 45
	Contingencies.....	57,550 00	138,185 00	80,635 00
	Publishing Debates.....	60,000 00	60,000 00		
	Estimates of the Sergeant-at-Arms.....	75,812 50	101,515 00		25,702 50
		457,537 50	597,509 62	139,972 12
	Library of Parliament.				
	Salaries.....	35,200 00	34,350 00	\$50 00	
42	Books for the General Library, including binding.....	18,000 00	18,000 00		
	Books for the Library of American History...	1,000 00	1,000 00		
	Contingencies.....	12,500 00	12,800 00		300 00
		66,700 00	66,150 00	550 00	
	General.				
	Printing, printing paper and binding.....	300,000 00	300,000 00		
	Printing, binding and distributing the annual statutes.....	16,000 00	16,000 00		
43	Contingent expenses in connection with the Voters' List.....	17,000 00	10,600 00	6,400 00	
	Contingencies of the Clerk of the Crown in Chancery, including the employment of temporary help.....	5,000 00	5,000 00		
	Provincial Voters' Lists.....	15,000 00	15,000 00		
		353,000 00	346,600 00	6,400 00	
	(B) AUTHORIZED BY STATUTE.				
	Senate.				
	Salary of the Speaker.....	4,000 00	4,000 00		
	Indemnity to Senators.....	240,000 00	217,500 00	22,500 00	
	Transportation, expenses of Senators.....	5,000 00	4,500 00	500 00	
		249,000 00	226,000 00	23,000 00	
	House of Commons.				
	Salary of the Speaker.....	4,000 00	4,000 00		
	Indemnity to members, including additional indemnity to Leader of Opposition.....	594,500 00	559,500 00	35,000 00	
	Travelling allowances.....	12,000 00	12,000 00		
		610,500 00	575,500 00	35,000 00	

VII—LEGISLATION—Continued

Number.		Details.	Salaries.		Compared with Estimates of 1917-18.	
1918-19.	1917-18.		1918-19.	1917-18.	Increase.	Decrease.
			\$ cts.	\$ cts.	\$ cts.	\$ cts.
		SALARIES AND CONTINGENCIES OF THE SENATE.				
		<i>Officers of the Senate.</i>				
1	1	Clerk of the Senate	5,000 00	5,000 00		
1	1	Deputy Clerk and First Clerk Assistant	3,600 00	3,800 00	300 00	
1	1	Law Clerk of the Senate	4,000 00	4,000 00		
1	1	Second Clerk Assistant, and Clerk of Petitions	3,600 60	3,500 00	100 00	
1	1	Gentleman Usher of the Black Rod	3,400 00	3,300 00	100 00	
1	1	Sergeant-at-arms	2,800 00	2,800 00		
		<i>Committees, Journals, Routine and Stationery Branch.</i>				
	1	Clerk of English Journals, and Curator of Reading Room		2,800 00		2,800 00
1	1	Chief Clerk of Committees	2,850 00	2,400 00	450 00	
1	1	Clerk of English Journals and Minutes of Proceedings	2,375 00	1,800 00	575 00	
1	1	Clerk of French Journals	1,850 00	1,750 00	100 00	
1	1	Assistant Clerk of Stationery	1,600 00	1,550 00	50 00	
1	1	Clerk in Law Department	1,100 00	1,000 00	100 00	
1	1	Junior Clerk	1,050 00	1,000 00	50 00	
		<i>Accountant's Branch.</i>				
1	1	Accountant	3,200 00	3,100 00	100 00	
		<i>Post Office.</i>				
1	1	Postmaster	2,000 00	1,900 00	100 00	
1	1	Assistant Postmaster	1,450 00	1,300 00	150 00	
		<i>Translation Branch.</i>				
1	1	Chief French Translator	2,900 00	2,600 00	300 00	
1	1	Second French Translator	2,700 00	2,600 00	100 00	
1	1	Third French Translator		2,600 00		2,600 00
1	1	Fourth French Translator	2,050 00	1,950 00	100 00	
		<i>Debates Branch.</i>				
1		Editor of Debates	3,275 00		3,275 00	
1		Reporter	2,200 00		2,200 00	
1		Reporter	2,200 00		2,200 00	
		<i>Miscellaneous Branch.</i>				
1	1	Housekeeper and Superintendent of Messengers	1,600 00	1,600 00		
1		Curator of Reading Room	1,500 00		1,500 00	
	1	Assistant Curator of Reading Room		1,200 00		1,200 00
1	1	Doorkeeper of the Senate	1,050 00	1,000 00	50 00	
1	1	Steward	1,300 00	1,250 00	50 00	
1	1	Wardrobe Keeper	1,300 00	1,250 00	50 00	
1	1	Permanent Messenger	1,500 00	1,250 00	50 00	
4	4	Permanent Messengers	4,000 00	3,800 00	200 00	
1	1	Night Watchman	1,000 00	1,000 00		
32	31	Carried forward	68,250 00	62,600 00	12,250 00	6,600 00

SESSIONAL PAPER No. 3

VII—LEGISLATION—Continued.

Number.		Details.	Salaries.		Compared with Estimates of 1917-18.	
1918-19.	1917-18.		1918-19.	1917-18.	Increase.	Decrease.
			\$ cts.	\$ cts.	\$ cts.	\$ cts.
		SALARIES AND CONTINGENCIES OF THE SENATE— <i>Concluded.</i>				
32	31	Brought forward.....	68,250 00	*62,600 00	12,250 00	6,600 00
		<i>Specially Employed.</i>				
	1	Assistant House Carpenter.....		782 50		782 50
1	1	Fireman, 365 days at \$2.00 per day....	730 00	730 00		
33	32	<i>Miscellaneous.</i>	68,980 00	*64,112 50	12,250 00	7,382 50
		Pages.....	1,080 00	1,080 00		
		Sessional Messengers.....	4,950 00	4,950 00		
		Charwomen.....	4,924 00	4,924 00		
		Stationery.....	10,000 00	10,000 00		
		Newspapers and Periodicals for Reading Room.....	2,000 00	2,000 00		
		Postage.....	1,000 00	1,000 00		
		Debates.....	10,325 00	18,000 00		7,675 00
		Stenographers for Senators.....	2,550 00		2,550 00	
		Tradesmen's Accounts, etc.....	6,007 50	6,350 00		342 50
		Clerical assistance to Leader of Opposition.....	600 00		600 00	
		To provide for annual gratuity of \$1,000 to George Holland, as per resolution of Debates and Reporting Committee, adopted by the Senate, May 17, 1916.....	1,000 00	1,000 00		
		<i>Various.</i>				
		Appropriations not required for 1918-19.....		5,987 95		5,987 95
			113,416 50	119,404 45		5,987 95

* This amount includes the sums authorized for the fiscal year 1917-18 by the several Appropriation Acts and Civil Service Amendment Act, 1917, as follows:—

Expenditure authorized under Departmental Salaries.....	\$ 63,062 50
Expenditure authorized by Civil Service Amendment Act 1917, Chap. 9.....	1,050 00
	<u>\$ 64,112 50</u>

VII—LEGISLATION—*Continued.*

Number.		Details.	Salaries.		Compared with Estimates of 1917-18.	
1918-19.	1917-18.		1918-19.	1917-18.	Increase.	Decrease.
			\$ cts.	\$ cts.	\$ cts.	\$ cts.
		HOUSE OF COMMONS.				
		<i>Officers of the House.</i>				
1	1	The Clerk.	5,000 00	5,000 00		
		First Division, Subdivision A :—				
1	1	Sergeant-at-Arms.	2,800 00	4,000 00		1,200 00
		First Division, Subdivision A :—				
1	1	Assistant Clerk.	3,275 00	3,175 00	100 00	
		First Division, Subdivision B :—				
1	1	Deputy Sergeant-at-Arms.	2,575 00	2,475 00	100 00	
		<i>Journals Branch.</i>				
1	2	First Division, Subdivision A : 1 at \$3,100.	3,100 00	6,700 00		3,600 00
3	2	First Division, Subdivision B :—				
		1 at \$2,800 ; 1 at \$2,375 ; 1 at \$2,100.	7,275 00	5,075 00	2,200 00	
3	5	Second Division, Subdivision A :—				
		1 at \$2,100 ; 1 at \$1,900 ; 1 at \$1,775.	5,775 00	9,000 00		3,225 00
2	2	Second Division, Subdivision B ;				
		1 at \$1,600 ; 1 at \$1,150.	2,750 00	2,650 00	100 00	
		<i>Committees Branch.</i>				
1	1	First Division, Subdivision A :—				
		1 at \$3,800.	3,800 00	3,700 00	100 00	
3	3	First Division, Subdivision B : 1 at \$2,800 ; 2 at \$2,575.	7,950 00	7,750 00	200 00	
1	1	Second Division, Subdivision A : 1 at \$2,100.	2,100 00	2,100 00		
1	1	Second Division, Subdivision B : 1 at \$1,550.	1,550 00	1,450 00	100 00	
		<i>Office of the Clerk of the Crown in Chancery.</i>				
1	1	First Division, Subdivision A : 1 at \$3,800.	3,800 00	3,700 00	100 00	
1	1	Second Division, Subdivision A : 1 at \$2,100.	2,100 00	2,100 00		
1	1	Second Division, Subdivision B : 1 at \$1,600.	1,600 00	1,600 00		
		<i>Translation Branch.</i>				
		(a) <i>Hansard Division :</i>				
10	11	First Division, Subdivision B : 10 at \$2,800.	28,000 00	30,800 00		2,800 00
3	3	Second Division, Subdivision A : 1 at \$2,100, 1 at \$2,075, 1 at \$1,600.	5,775 00	5,912 50		137 50
		(b) <i>House Division :</i>				
1	1	First Division, Subdivision A : 1 at \$2,900.	2,900 00	2,800 00	100 00	
1	2	First Division, Subdivision B : 1 at \$2,800.	2,800 00	4,825 00		2,025 00
19	19	Second Division, Subdivision A : 3 at \$2,100 ; 1 at \$2,000 ; 7 at \$1,925 ; 1 at \$1,875 ; 4 at \$1,850 ; 1 at \$1,800 ; 1 at \$1,775 ; 1 at \$1,700.	36,325 00	34,700 00	1,625 00	
56	60	Carried Forward.	131,250 00	139,512 50	4,725 00	12,987 50

SESSIONAL PAPER No. 3

VII—LEGISLATION—*Continued.*

Number.		Details.	Salaries.		Compared with Estimates of 1917-18.	
1918-19.	1917-18.		1918-19.	1917-18.	Increase.	Decrease.
			\$ cts.	\$ cts.	\$ cts.	\$ cts.
		HOUSE OF COMMONS— <i>Concluded.</i>				
56	60	Brought forward.	131,250 00	139,512 50	4,725 00	12,987 50
		<i>Reporting Branch.</i>				
		(a) <i>Hansard Section:</i>				
2	2	First Division, Subdivision A: 1 at \$3,275, 1 at \$2,950.	6,225 00	6,025 00	200 00	
8	8	First Division, Subdivision B: 4 at \$2,800, 3 at \$2,625, 1 at \$2,300.	21,375 00	20,975 00	400 00	
		(b) <i>Committee Section:</i>				
4	4	Second Division, Subdivision A: 2 at \$2,100, 1 at \$2,050, 1 at \$1,925.	8,175 00	8,791 67	616 67
		<i>Accountant's, Stationery and Blue Book Branch.</i>				
		(a) <i>Accountant's Division:</i>				
1	1	First Division, Subdivision A: 1 at \$3,050.	3,050 00	2,950 00	100 00	
1	1	Second Division, Subdivision A: 1 at \$2,000.	2,000 00	1,900 00	100 00	
		(b) <i>Stationery Division:</i>				
1	1	First Division, Subdivision B: 1 at \$2,700.	2,700 00	2,600 00	100 00	
1	1	Second Division, Subdivision A: 1 at \$1,900.	1,900 00	1,800 00	100 00	
1	1	Second Division, Subdivision B: 1 at \$1,600.	1,600 00	1,500 00	100 00	
		(c) <i>Post Office and Blue Book Division:</i>				
1	1	First Division, Subdivision B: 1 at \$2,800.	2,800 00	2,800 00		
1	1	Second Division, Subdivision A: 1 at \$1,925.	1,925 00	1,825 00	100 00	
1	1	Third Division, Subdivision A: 1 at \$1,300.	1,300 00	1,250 00	50 00	
		(d) <i>Reading Room Division:</i>				
1	1	Second Division, Subdivision A: 1 at \$1,925.	1,925 00	1 825 00	100 00	
1	1	Not classified—1 at \$1,000.	1,000 00	1,000 00		
		<i>Law Branch.</i>				
1	1	Parliamentary Counsel.	5,000 00	5,000 00		
2	2	First Division, Subdivision B: 1 at \$2,800, 1 at \$2,500.	5,300 00	5,200 00	100 00	
1	1	Second Division, Subdivision B: 1 at \$1,250.	1,250 00	1,150 00	100 00	
1	1	Third Division, Subdivision A: 1 at \$1,050.	1,050 00	1,000 00	50 00	
85	89		199,825 00	*207,104 17	7,279 17

* This amount includes the sums authorized for the fiscal year 1917-18 by the several Appropriation Acts and Civil Service Amendment Act, 1917, as follows:

Expenditure authorized under Departmental Salaries.	\$ 205,766 67
Expenditure authorized by Vote 411, Schedule B Appropriation Act No. 4, 1917.	385 01
Expenditure authorized by Civil Service Amendment Act 1917, Chap. 9.	952 49

207,104 17

VII LEGISLATION—Continued.

Number.		Details.	Salaries.		Compared with Estimates of 1917-18.	
1918-19.	1917-18.		1918-19.	1917-18.	Increase.	Decrease.
			\$ cts.	\$ cts.	\$ cts.	\$ cts.
		HOUSE OF COMMONS—Continued.				
		<i>Expenses of Committees, Extra Sessional Clerks, etc.</i>				
1	1	Speaker's Secretary	600 00	600 00		
		<i>Sessional Clerks.</i>				
2	2	Chief Clerk at \$5 per diem ..	1,500 00			
13	13	Permanent Sessional Clerks (Post Office etc.) at \$5 per diem.....	9,450 00			
15	15	Permanent Sessional Clerks at \$4 per diem	9,000 00			
2	2	Sessional Clerks at \$5 per diem	1,500 00			
			21,750 00	34,800 00		13,050 00
		Expenses of Committees, witnesses, etc.	10,000 00	10,765 45		765 45
		French Translation (Special)		2,500 00		2,500 00
		To provide for a service of stenography and typewriting for the use of Members	30,000 00	40,000 00		10,000 00
		<i>Appropriation not required for 1918-19 (Speaker's Secretary).....</i>		40 00		40 00
33	33		62,350 00	88,705 45		26,355 45
		<i>Contingencies.</i>				
		Stationery, etc	35,000 00	35,000 00		
		Postage, telegrams and telephones....	5,000 00	5,000 00		
		Newspapers and advertising.....	2,500 00	2,500 00		
		Two expresses between House and Gov- ernment Printing Bureau.....	1,050 00	1,680 00		630 00
		Miscellaneous (including clerical assist- ance to the Leader of the Opposition at \$400 per Session)	5,260 00	5,260 00		
		Unforeseen Expense — By order of the Board of Commissioners	1,000 00	1,000 00		
		Contingencies—For Members and the Press Gallery.....	480 00	480 00		
		To purchase for the use of Senators and Members of Parliament, 350 copies of the <i>Canadian Annual Review</i> , Edition of 1918	1,260 00	1,260 00		
		Annuity to Dr Thomas Barnard Flint, upon his retirement from the Clerk- ship of the House of Commons through physical disability, the annuity shall hereafter, during the continuance of his life, be paid to the said Dr. Thomas Barnard Flint, at the rate of \$2,500 per annum	2,500 00	2,500 00		
		To provide an amount for the Speaker of the House of Commons in lieu of residence and attendants, 150 days at the rate of \$15 per diem	2,250 00	4,050 00		1,800 00
		To provide an amount for the Deputy Speaker of the House of Commons in lieu of apartments, 150 days at the rate of \$5 per diem.....	750 00	1,350 00		600 00
		To provide for payment of allowance to the acting Deputy Sergeant-at-Arms	500 00	500 00		300 00
		Carried forward	57,550 00	60,880 00		3,330 00

SESSIONAL PAPER No. 3

VII—LEGISLATION—*Continued.*

Number.		Details.	Salaries.		Compared with Estimates of 1917-18.	
1918-19.	1917-18.		1918-19.	1917-18.	Increase.	Decrease.
		HOUSE OF COMMONS— <i>Continued.</i>	\$ cts.	\$ cts.	\$ cts.	\$ cts.
		<i>Brought forward</i>	57,550 00	60,880 00	3,330 00
		<i>Contingencies—Concluded.</i>				
		<i>Appropriations not required for 1918-19.</i>		77,305 00	77,305 00
			57,550 00	138,185 00	85,635 00
		DEPARTMENT OF THE SERGEANT-AT-ARMS.				
1	1	Chief Messenger and Housekeeper.....	1,600 00	1,600 00		
1	1	Assistant Chief Messenger and House-keeper.....	1,200 00	1,200 00		
1	1	Steward of Joint Restaurant.....	1,500 00	1,500 00		
1	1	Electrician.....	1,300 00	1,100 00	200 00	
6	6	Permanent Messengers: 5 at \$1,000, 1 at \$950.....	5,950 00	5,650 00	300 00	
1	1	Bank Messenger and Assistant in office of Accountant	1,000 00	1,000 00		
1	1	Chief Doorkeeper.....	1,000 00	1,000 00		
2	2	Night Watchmen: 2 at \$1,000.....	2,000 00	2,000 00		
2	2	House Carpenters: 2 at \$1,000	2,000 00	2,000 00		
49	49	Sessional Messengers: 2 Doorkeepers at \$3.50 per diem; 47 Messengers at \$3.25 per diem.....	23,962 50	38,340 00	14,377 50
1	1	Chief of Pages.....	1,000 00	1,000 00		
20	20	Pages at \$1.75 per diem.....	5,250 00	8,400 00	3,150 00
9	9	Servants: Bathrooms, Washrooms, etc.: 1 at \$50 per month, 2 at \$3, 3 at \$2.50, 2 at \$2, 1 at \$1.75 per diem....	3,137 50	5,020 00	1,882 50
1	1	Chief Charwoman at \$600 per annum..	600 00	600 00		
15	15	Permanent Charwomen at \$1 per diem.	5,475 00	5,475 00		
34	34	Additional Charwomen during Session at \$1 per diem.....	5,100 00	8,160 00	3,060 00
1	1	Attendant at Electric Light at \$1.25 per diem.....	187 50	290 00	102 50
2	2	Bookkeepers in Messenger's Room at \$3.50 per diem.....	1,050 00	1,680 00	630 00
		Tradesmen and others.....	10,000 00	10,000 00		
		Contingencies—Housekeeper's department.....	1,000 00	1,000 00		
		Unforeseen Expenses—By order of Board of Commissioners: (Gratuities to retiring Sessional Messengers, etc.)....	1,500 00	1,500 00		
		<i>Appropriations not required for 1918-19.</i>		3,000 00	3,000 00
148	148		75,812 50	*101,515 00	25,702 50

*This amount includes the sums authorized for the fiscal year 1917-18 by the several Appropriation Acts and Civil Service Amendment Act, 1917, as follows:

Expenditure authorized under Departmental Salaries

Expenditure authorized by Civil Service Amendment Act, 1917, Chap. 9..

\$101,515 00

VII—LEGISLATION—*Concluded.*

Number.		Details.	Salaries.		Compared with Estimates of 1917-18.	
1918-19	1917-18.		1918-19.	1917-18.	Increase.	Decrease.
			\$ cts.	\$ cts.	\$ cts.	\$ cts.
		LIBRARY OF PARLIAMENT.				
1	1	General Librarian.....	5,000 00	5,000 00		
1	1	Parliamentary Librarian.....	5,000 00	5,000 00		
2	2	First Division, Subdivision A: 1 at \$3,775; 1 at \$3,825.....	7,600 00	7,400 00	200 00	
1	1	First Division, Subdivision B.....	2,800 00	2,700 00	100 00	
4	5	Second Division, Subdivision B: 2 at \$1,600; 1 at \$1,250; 1 at \$1,100.....	5,550 00	5,800 00		250 00
2	2	Third Division, Subdivision A: 2 at \$1,300.....	2,600 00	2,500 00	100 00	
2	2	Third Division, Subdivision B: 2 at \$900.....	1,800 00	1,650 00	150 00	
4	4	Messengers: 3 at \$1,000; 1 at \$850....	3,850 00	3,350 00	500 00	
1	1	Housekeeper.....	1,000 00	950 00	50 00	
18	19		35,200 00	* 34,350 00	1,100 00	250 00
		Books:—				
		For General Library, including bind- ing.....	18,000 00	18,000 00		
		For Library of American History....	1,000 00	1,000 00		
		Contingencies.....	12,500 00	12,800 00		300 00
			66,700 00	66,150 00	550 00	

* This amount includes the sums authorized for the fiscal year 1917-18 by the several Appropriation Acts and Civil Service Amendment Act, 1917, as follows:—

Expenditure authorized under Departmental Salaries	\$33,650 00
Expenditure authorized by Vote 411, Schedule B, Appropriation Act No. 4, 1917	300 00
Expenditure authorized by Civil Service Amendment Act, 1917, chap. 9.	400 00
	<u>\$34,350 00</u>

SUMMARY.				
Senate.....	113,416 50	119,404 45		5,987 95
House of Commons.....	457,537 50	597,509 62		139,972 12
Library of Parliament.	66,700 00	66,150 00	550 00	
General.....	353,000 00	346,600 00	6,400 00	
Total voted.....	990,654 00	*1,129,664 07		139,010 07
Authorized by Statute.....	859,500 00	801,500 00	58,000 00	
Total.....	1,850,154 00	1,931,164 07		81,010 07

* This amount includes the sums authorized for the fiscal year 1917-18 by the several Appropriation Acts and Civil Service Amendment Act, 1917, as follows:—

Expenditure authorized under Departmental Salaries.....	\$1,123,626 57
Expenditure authorized by Vote 411, Schedule B, Appropriation Act No. 4, 1917	685 01
Expenditure authorized by Civil Service Amendment Act, 1917, chap. 9.	3,352 49
	<u>\$1,129,664 07</u>

SESSIONAL PAPER No. 3

VIII—ARTS AND AGRICULTURE.

Amount to be voted.....\$3,160,151 60

No. of Vote.	Details.	1918-19.	1917-18.	Compared with Estimates of 1917-18.	
				Increase.	Decrease.
		\$ cts.	\$ cts.	\$ cts.	\$ cts.
44	Patent Record	30,000 00	30,000 00		
45	Experimental Farms—Maintenance of Central Farm, and establishment and maintaining of additional branch Stations	1,012,036 60	890,000 00	122,036 60	
46	Branch of Entomology	22,000 00	20,000 00	2,000 00	
47	For the administration and enforcement of the <i>Destructive Insect and Pest Act</i>	134,400 00	85,000 00	49,400 00	
48	For the development of the dairying industries, and the improvement of transportation, sale and trade in food and other agricultural products	155,000 00	155,000 00		
49	Fruit Branch	327,715 00	105,000 00	22,715 00	
50	Towards the encouragement of cold storage warehouses for the better preservation and handling of perishable food products	25,000 00	50,000 00		25,000 00
51	Exhibitions	25,000 00	50,000 00		25,000 00
52	For renewing and improving Canadian exhibit at Imperial Institute, London, and assisting in the maintenance thereof	5,000 00	5,000 00		
53	Health of Animals	415,000 00	517,000 00		102,000 00
54	For the administration and enforcement of the <i>Meat and Canned Foods Act</i>	379,000 00	325,000 00	54,000 00	
55	Publications Branch	30,000 00	30,000 00		
56	International Institute of Agriculture to assist in maintenance thereof and to provide for representation thereat	10,000 00	15,000 00		5,000 00
57	For the development of the Live Stock Industry	600,000 00	700,000 00		100,000 00
58	To enforce the Seed Act, to test seeds for farmers and seed merchants, to encourage the production and use of superior seeds and to encourage the production of farm and garden crops	165,000 00	150,000 00	15,000 00	
59	For the administration and carrying out of the provisions of the <i>Agricultural Instruction Act</i>	25,000 00	25,000 00		
	<i>Appropriations not required for 1918-19</i>		536,500 00		536,500 00
		3,160,151 60	3,688,500 00		528,348 40
	AUTHORIZED BY STATUTE.				
	3-4 Geo. V. Cap. 5., <i>The Agricultural Instruction Act</i> .				
	Ontario	336,303 26	336,303 26		
	Quebec	271,113 76	271,113 76		
	Nova Scotia	81,716 69	81,716 69		
	New Brunswick	64,110 80	64,110 80		
	Prince Edward Island	31,749 22	31,749 22		
	British Columbia	69,199 06	69,199 06		
	Manitoba	77,113 11	77,113 11		
	Saskatchewan	81,728 48	81,728 48		
	Alberta	66,965 62	66,965 62		
	Veterinary Colleges	20,000 00	20,000 00		
	SUMMARY.	1,100,000 00	1,100,000 00		
	To be voted	3,160,151 60	3,688,500 00		528,348 40
	Authorized by Statute	1,100,000 00	1,100,000 00		
		4,260,151 60	4,788,500 00		528,348 40

IX—QUARANTINE.

Amount to be voted.....\$241,000 00

No. of Vote.	Details.	1918-19.	1917-18.	Compared with Estimates of 1917-18.	
				Increase.	Decrease.
		\$ cts.	\$ cts.	\$ cts.	\$ cts.
60	Salaries and contingencies of organized districts and public health in other districts.	225,000 00	225,000 00		
61	Tracadie and D'Arcy Island Lazaretto, and leprosy generally ..	11,000 00	11,000 00		
62	Public Works Health Act.....	5,000 00	12,000 00		7,000 00
		241,000 00	248,000 00		7,000 00

X—IMMIGRATION AND COLONIZATION.

Amount to be voted.....\$1,135,000 00

No. of Vote.	Details.	1918-19.	1917-18.	Compared with Estimates of 1917-18.	
				Increase.	Decrease.
		\$ cts.	\$ cts.	\$ cts.	\$ cts.
63	Salaries of Agents and Employees in Canada, Great Britain and Foreign countries.	550,000 00	600,000 00	50,000 00
64	Contingencies in Canadian, British and Foreign Agencies, and general immigration expenses.	550,000 00	600,000 00	50,000 00
65	Relief of distressed Canadians in Countries other than the United States	6,000 00	6,000 00		
66	Administration of Chinese Immigration:—				
	Salaries.....	24,000 00	24,000 00		
	Contingencies.....	5,000 00	5,000 00		
	Appropriations not required for 1918-19.....		100,000 00	100,000 90
		1,135,000 00	1,335,000 00	200,000 00

SESSIONAL PAPER No. 3

XI—PENSIONS.

Amount to be voted.....\$15,802,613 53

No. of Vote.	Details.	1918-19.	1917-18.	Compared with Estimates of 1917-18.	
				Increase.	Decrease.
		\$ cts.	\$ cts.	\$ cts.	\$ cts.
67	Mrs. Wm. McDougall.....	1,200 00	1,200 00		
68	Lady Cartwright.....	1,200 00	1,200 00		
69	Pensions on account of the Fenian Raid, 1866-1870.....	1,600 00	1,600 00		
70	Pensions payable to Mounted Police, Prince Albert Volunteers and Police Scouts on account of the Rebellion of 1885.....	1,290 28	1,290 28		
71	Pensions payable to militiamen and on active service North West Rebellion 1885.....	44,000 00	44,000 00		
	Pensions to families of members of the force who lost their lives while on duty:—				
72	Margaret Johnson Brooke.....	638 75	638 75		
73	Annie Eva Emily and Arthur Stewart Mountford Brooke.....	54 75	54 75		
74	Mrs. Elizabeth Willmetts.....	54 75	54 75		
75	Mrs. Elizabeth Fitzgerald.....	525 00	525 00		
76	Pension to J. B. Allan.....	450 00	450 00		
77	Pension to Mrs. Mary E. Fuller.....	600 00	600 00		
78	Pension to Madame Fabre.....	1,000 00	1,000 00		
79	Pensions—European War.....	15,000,000 00	10,000,000 00	5,000,000 00	
80	Salaries and contingent expenses of the Board of Pension Commissioners for Canada.....	750,000 00	470,000 00	280,000 00	
	Appropriations not required for 1918-19.....		1,000 00		1,000 00
		15,802,613 53	10,523,613 53	5,279,000 00	
(B) ESTIMATES OF PENSIONS AUTHORIZED BY STATUTE—PENSIONS TO JUDGES.					
Quebec.					
	Hon. W. W. Chagnon.....	2,666 66	2,666 66		
	" C. J. Doherty.....	4,666 66	4,666 66		
	" Sir Alex. Lacoste.....	5,333 33	5,333 33		
	" H. C. Pelletier.....	7,000 00	7,000 00		
	" A. B. Routhier.....	8,000 00	8,000 00		
	" Sir M. M. Tail.....		8,000 00		8,000 00
	" W. White.....	2,666 66	2,666 66		
	" L. O. Loranger.....		7,000 00		7,000 00
	" Sir L. A. Jetté.....	8,000 00	8,000 00		
	" R. S. Cook.....	3,333 33	3,333 33		
	" H. M. Cimon.....		7,000 00		7,000 00
	" C. C. de Lorimier.....	7,000 00	7,000 00		
	" L. Tellier.....	7,000 00	7,000 00		
	" Sir Charles P. Davidson.....	8,000 00	8,000 00		
	Carried forward.....	63,666 64	85,666 64		22,000 00

XI.—PENSIONS—Continued.

No. of Vote.	Details.	1918-19.	1917-18.	Compared with Estimates of 1917-18.	
				Increase.	Decrease.
		\$ cts.	\$ cts.	\$ cts.	\$ cts.
	(B) ESTIMATES OF PENSIONS AUTHORIZED BY STATUTE—Continued.				
	Brought forward.	63,666 64	85,666 64	22,000 00
	<i>Ontario.</i>				
	T. A. M. McCarthy.....	3,000 00	3,000 00		
	Hon. F. Osler.....	7,000 00	7,000 00		
	A. C. Chadwick	3,000 00	3,000 00		
	D. Chisholm	3,000 00	3,000 00		
	J. Jamieson.....	3,000 00	3,000 00		
	E. Morgan.....	3,000 00	3,000 00		
	P. McCurry.....	3,000 00	3,000 00		
	J. Robb.....	3,000 00		3,000 00
	W. S. Senkler.....	3,000 00	3,000 00		
	H. S. McDonald.....	3,000 00	3,000 00		
	Hon. J. V. Teetzel.....	4,666 66	4,666 66		
	J. E. Harding.....	3,000 00	3,000 00		
	A. Bell.....	3,000 00	3,000 00		
	B. L. Doyle.....	3,000 00	3,000 00		
	J. L. Dowlin	2,000 00	2,000 00		
	E. B. Fralick.....	3,000 00	3,000 00		
	C. R. Hanning.....	1,000 00	1,000 00	
	D. McGibbon.....	3,000 00	3,000 00	
	D. J. McIntyre.....	3,000 00	3,000 00	
	Joseph Ryan.....	3,000 00	3,000 00	
	<i>Nova Scotia.</i>				
	Hon. A. W. Savary.....	3,000 00	3,000 00		
	" C. J. Townsend.....	7,000 00	7,000 00		
	" N. H. Meagher	6,000 00	6,000 00	
	<i>Prince Edward Island.</i>				
	W. W. Sullivan.....	6,533 33	6,533 33	
	<i>New Brunswick.</i>				
	Hon. J. A. Vanwart.....	2,666 66	2,666 66		
	W. Wilkinson	3,000 00	3,000 00		
	Hon. W. Wedderburn.....	3,000 00	3,000 00		
	" W. W. Wells	2,000 00	2,000 00		
	" J. G. Forbes.....	3,500 00	3,500 00		
	" E. McLeod	7,666 67	7,666 67	
	<i>Manitoba.</i>				
	Hon. Sir T. W. Taylor	3,333 33	3,333 33
	" D. M. Walker.....	3,000 00	3,000 00		
	<i>Northwest Territories.</i>				
	Hon. T. H. McGuire.....	3,333 34	3,333 34		
	<i>British Columbia.</i>				
	Hon. W. W. Spinks.....	2,000 00	2,000 00		
	" W. N. Bole	2,000 00	2,000 00		
	" E. Harrison	2,000 00	2,000 00		
	<i>Saskatchewan.</i>				
	Hon. E. L. Wetmore.....	7,000 00	7,000 00		
	" T. C. Johnston.....	4,000 00	4,000 00
	Carried forward.....	187 033 30	195,166 63	42 200 00	32 333 33

SESSIONAL PAPER No. 3

XI—PENSIONS—*Concluded.*

No. of Vote.	Details.	1918-19.	1917-18.	Compared with Estimates of 1917-18.	
				Increase.	Decrease.
		\$ cts.	\$ cts.	\$ cts.	\$ cts.
	(B) ESTIMATES OF PENSIONS AUTHORIZED BY STATUTE—PENSIONS TO JUDGES— <i>Con.</i>				
	Brought forward.....	187,033 30	195,166 63	24,200 00	32,833 33
	<i>Yukon Territory.</i>				
	James Craig	5,000 00	5,000 00		
	<i>Miscellaneous.</i>				
	Capt. P. J. Hankin, late Colonial Secretary..	2,595 56	2,595 56		
	Mrs. Alice Joynson, 4-5 Geo. V, Cap. 11.....	500 00	500 00		
	<i>Militia Pensions.</i>				
	Militia Pensions Act, 1901.....	100,000 00	90,000 00	10,000 00	
	<i>Canada Military Asylum Pensions.</i>				
	Expenditure authorized by Act 44 Victoria, chap. 18.....	24 00	24 00		
	<i>Royal Northwest Mounted Police.</i>				
	Expenditure authorized by Chapter 91 of the Revised Statutes of 1906.....	48,808 75	44,293 97	4,514 78	
		343,961 61	337,580 16	6,381 45	
	SUMMARY.				
	To be voted.....	15,802,613 53	10,523,613 53	5,279,900 00	
	Authorized by Statute	343,961 61	337,580 16	6,381 45	
		16,146,575 14	10,861,193 69	5,285,381 45	

XII—SUPERANNUATION.

Amount authorized by Statute.....\$400,000 00

Details.	1918-19.	1917-18.	Compared with Estimates of 1917-18.	
			Increase.	Decrease.
	\$ cts.	\$ cts.	\$ cts.	\$ cts.
Probable amount required.	400,000 00	400,000 00		

XIII.—MILITIA AND DEFENCE.

Amount to be voted..... \$4,191,000 00

No. of Vote	Details.	1918-19.	1917-18.	Compared with Estimates of 1917-18.	
				Increase.	Decrease.
		\$ cts.	\$ cts.	\$ cts.	\$ cts.
81	Allowance Active Militia.....	50,000 00	80,000 00	30,000 00
82	Cadet Services	75,000 00	75,000 00
83	Contingencies	25,000 00	60,000 00	35,000 00
84	Departmental Library.....	1,000 00	1,000 00
85	Engineer Services and Works.....	430,000 00	565,500 00	135,500 00
86	Grants to Associations	25,000 00	50,000 00	25,000 00
87	H.Q. and District Staff.....	225,000 00	205,500 00	19,500 00
88	Maintenance.....	150,000 00	180,000 00	30,000 00
89	Permanent Force.....	2,575,000 00	2,300,000 00	275,000 00
90	Printing and Stationery.....	70,000 00	70,000 00
91	Royal Military College.....	185,000 00	185,000 00
92	Salaries and Wages	260,000 00	250,000 00	10,000 00
93	Survey	35,000 00	40,000 00	5,000 00
94	Transport and Freight	35,000 00	50,000 00	15,000 00
95	Training Areas	50,000 00	200,000 00	150,000 00
	<i>Appropriations not required for 1918-19.</i>	255,104 85	255,104 85
		4,191,000 00	4,567,104 85	376,104 85
	Statutory,—				
	Pay of military members of the Militia Council and Inspector General.....	21,600 00	21,600 00		
	SUMMARY.				
	To be voted.	4,191,000 00	4,567,104 85	376,104 85
	Authorized by Statute	21,600 00	21,600 00
		4,212,600 00	4,588,704 85	376,104 85

SESSIONAL PAPER No. 3

XIII—MILITIA AND DEFENCE—*Continued.*

No. of Vote.	Details.	1918-19.		1917-18.	
		\$	cts.	\$	cts.
	ALLOWANCES ACTIVE MILITIA.				
	Allowances to officers of the Active Militia for command pay, drill instruction, care of arms and postage	50,000	00	80,000	00
	CADET SERVICES.				
	For pay of instructors, expenses of teachers qualifying at Military Schools, and contingent expenses.	75,000	00	75,000	00
	CONTINGENCIES.				
	For contingent, miscellaneous and unforeseen expenses, including telegraphing, telephoning, advertising, allowances to officiating clergymen at the Permanent Force Stations, entertaining expenses of officers commanding divisions and districts, collecting military intelligence, legal expenses, guards of honour, escorts and salutes, etc.	25,000	00	60,000	00
	Customs Dues.				
	For payment of Customs dues on all importations, including clothing and equipment imported by the Militia.			25,000	00
	DEPARTMENTAL LIBRARY				
	For purchase of books of reference.	1,000	00	1,000	00
	ENGINEER SERVICES AND WORKS.				
	Ordinary repairs and works.	269,000	00	345,500	00
	Halifax Defences.	25,000	00	50,000	00
	Quebec Defences	26,000	00	50,000	00
	Esquimalt Defences.	10,000	00	20,000	00
	Halifax Lumber Yard.			60,000	00
	Connaught Rifle Range.	40,000	00	40,000	00
	H.Q. Reserve.	60,000	00		
		430,000	00	565,500	00

XIII—MILITIA AND DEFENCE—*Concluded.*

Details.	1918-19.	1917-18.
	\$ cts.	\$ cts.
GRANTS TO ASSOCIATIONS AND BANDS.		
For grants to Artillery and Rifle Associations, military bands and military institutes.....	25,000 00	50,000 00
HEADQUARTERS, DIVISIONAL AND DISTRICT STAFFS.		
For pay and allowances of the staff at Headquarters, and in the Divisions and Districts	225,000 00	205,500 00
MAINTENANCE OF MILITARY PROPERTIES.		
For rent, fuel, light, water and contingent expenses in connection with the maintenance of drill halls, armouries, rifle ranges, etc., for the active militia	150,000 00	180,600 00
PERMANENT FORCE.		
(a) Pay and allowances.....	2,000,378 00	1,800,000 00
(b) Provisions and supplies.....	574,622 00	490,000 00
(c) Remounts.....		10,000 00
	2,575,000 00	2,300,000 00
PRINTING AND STATIONERY.		
To pay King's Printer for printing and stationery required for the Militia, and for the purchase of text books, also for translation into French of Regulations, Orders, etc.....	70,000 00	70,000 00
ROYAL MILITARY COLLEGE.		
For all expenses except repairs to buildings.....	185,000 00	185,000 00
SALARIES AND WAGES.		
For pay of caretakers, watchmen, messengers, barrack labourers, boat crews at Halifax, engineers and firemen for the drill halls, and all other civil employees in the Divisions and Districts not provided for elsewhere	260,000 00	250,000 00
<i>Schools of Military Instruction.</i>		
For pay of Officers, N.C.O's and Men of the active Militia attending courses of Military instruction.....		150,000 00
SURVEYS.		
For pay of men temporarily employed on this work and all contingent expenses in connection.....	35,000 00	40,000 00
TRANSPORT AND FREIGHT.		
(a) Transport of Staff.....	20,000 00	15,000 00
(b) Transport of Permanent Force	15,000 00	15,000 00
(c) Transport of Active Militia attending Schools of Instruction.....		15,000 00
(d) Transport of Stores.....		5,000 00
	35,000 00	50,000 00
TRAINING AREAS.		
For purchase of land for training areas in the various Districts.....	50,000 00	200,000 00

SESSIONAL PAPER No. 3

XIV—RAILWAYS AND CANALS—CHARGEABLE TO CAPITAL.

Amount to be voted..... \$23,313,000 00

No. of Vote.	Details.	Revote.	1918-19.	1917-18.
	RAILWAYS.	\$ cts.	\$ cts.	\$ cts.
	<i>Canadian Government Railways.</i>			
96	Construction and betterments, including equipment. Dartmouth to Deans Branch..... To provide car ferry—construction of terminals, etc.	11,532,055 00 20,000 00 50,000 00	18,000,000 00 30,000 00 65,000 00	31,500,000 00 65,000 00 310,000 00
	<i>Hudson Bay Railway.</i>	11,602,055 00	18,095,000 00	31,875,000 09
97	Construction of railway terminals, including \$250 advances, uncollected.....	500,000 00	1,000,000 00	3,000,000 00
	<i>National Transcontinental Railway.</i>			
98	To pay claims for right of way, etc.....	250,000 00	250,000 00	500,000 00
	<i>Quebec and Saguenay Railway.</i>			
99	Construction.....		900,000 00	
	MISCELLANEOUS.			
	<i>Quebec Bridge.</i>			
100	Construction.....	500,000 00	700,000 00	1,600,000 00
	<i>Welland Ship Canal.</i>			
101	Construction		1,860,000 00	1,220,000 00
	<i>Various.</i>			
	<i>Appropriations not required for 1918-19.....</i>			5,546,542 23
	CANALS—CAPITAL.			
	<i>Rideau Canal.</i>			
101a	Towards construction of bridge on Rideau Canal at Pretoria Ave., Ottawa	7,500 00	8,000 00	8,000 00
	<i>Trent Canal.</i>			
102	Construction	150,000 00	500,000 00	600,000 00
		157,500 00	508,000 00	608,000 00
	SUMMARY.			
	Canadian Government Railways.....	11,602,055 00	18,095,000 00	31,875,000 00
	Hudson Bay Railway.....	500,000 00	1,000,000 00	3,000,000 00
	National Transcontinental Railway.....	250,000 00	250,000 00	500,000 00
	Quebec and Saguenay Railway		900,000 00	
	Quebec Bridge.....	500,000 00	700,000 00	1,600,000 00
	Welland Ship Canal.....		1,860,000 00	1,220,000 00
	<i>Various—Railways—not required for 1918-19.....</i>			5,546,542 23
	Canals.....	157,500 00	508,000 00	608,000 00
		13,009,555 00	23,313,000 00	44,349,542 23

XV—RAILWAYS AND CANALS—CHARGEABLE TO INCOME.

Amount to be voted.....\$33,016,387 33

No. of Vote.	Details.	Revote.	1918-19.	1917-18.
		\$ cts.	\$ cts.	\$ cts.
	CANALS.			
	<i>Chambly.</i>			
103	Renewing, in concrete, top of wharf—St. Johns.....		9,200 00	
	<i>Carillon and Grenville Canal.</i>			
104	Protection walls—Lake St. Francis		2,000 00	
	Rebuilding lower entrance pier		9,740 00	
	<i>Lachine Canal.</i>			
105	Dredging.....		15,000 00	
	<i>Ontario St. Lawrence Canal.</i>			
106	Improvements.....		43,000 00	
	<i>St. Peter's Canal.</i>			
107	Improvements	4,000 00	4,000 00	45,000 00
	<i>Trent Canal.</i>			
108	Improvements.....	10,000 00	57,000 00	25,000 00
	<i>Welland Canal.</i>			
109	Heavy repairs		35,000 00	30,000 00
	<i>Various.</i>			
	<i>Appropriation not required 1918-19.</i>			4,200 00
		14,000 00	174,940 00	104,200 00
	MISCELLANEOUS.			
	Arbitrations and awards.....	2,000 00	2,000 00	2,000 00
	Board of Railway Commissioners for Canada—Maintenance and operation of, including \$800.00 for Clyde Leavitt as Chief Fire Inspector.....		183,850 00	180,800 00
	Board of Railway Commissioners for Canada—To pay expenses in connection with cases before the.....	15,000 00	15,000 00	15,600 00
110	Contribution of the Government Railways to the Faculty of McGill University towards the foundation of a school of railway engineering and transportation in general, in connection with the Faculty of Applied Science..		2,500 00	2,500 00
	Contribution of the Government Railways to the Faculty of the Polytechnic School, Montreal, for the advancement of learning in connection with railway engineering and transportation in general.....		2,500 00	2,500 00
	Contribution to International Association of Railways' Congress.....		97 33	97 33
	Costs of litigation.....	1,000 00	3,000 00	3,000 00
	Carried forward.....	18,000 00	208,947 33	205,897 33

SESSIONAL PAPER No. 3

XVI—RAILWAYS AND CANALS—CHARGEABLE TO INCOME.
Concluded.

No. of Vote.	Details.	Revote.	1918-19.	1917-18
		\$ cts.	\$ cts.	\$ cts.
	MISCELLANEOUS— <i>Concluded.</i>			
	Brought forward,	18,000 00	208,947 33	205,897 33
110	Governor General's car—Attendance, repairs and alterations to,		5,000 00	5,000 00
	Miscellaneous works not provided for,	1,000 00	2,500 00	2,500 00
	Surveys and Inspections—Canals, including salaries and expenses of experts employed temporarily,	5,000 00	25,000 00	25,000 00
	Surveys and Inspections—Railways, including salaries and expenses of experts employed temporarily,	5,000 00	40,000 00	40,000 00
	To pay expenses in connection with consolidation of Railway Act,		5,000 00	2,000 00
	To provide for inquiry and report on the railway situation of Canada,	40,000 00	40,000 00	120,000 00
	To provide for an audit on behalf of the Government of Canada of any railway company in Canada,		15,000 00	10,000 00
	Loan not exceeding \$7,500,000, repayable on demand, with interest payable half yearly at the rate of six per centum (6%); to be used to meet expenditure made or indebtedness incurred in paying interest on securities of the Grand Trunk Pacific Railway or the Grand Trunk Pacific Branch Line Company; to meet deficit in operation of the Grand Trunk Pacific Railway System and for betterments and the purchase of equipment; said loan to be secured by mortgage upon the undertaking of the Grand Trunk Pacific Railway Company containing such terms and conditions as the Governor in Council may approve. The disposition of the loan to be subject to the direction of the Governor in Council. The Company agree to constitute its Board of Directors as may be required from time to time by the Governor in Council,	3,000,000 00	7,500,000 00	7,500,000 00
	Loan not exceeding \$25,000,000 repayable on demand with interest payable half yearly at the rate of six per centum (6%); to be used to meet expenditures made or indebtedness incurred in paying interest on securities or paying maturing loans of the Canadian Northern Railway Company or any company included in the Canadian Northern Railway System, to meet deficit in operation of the Canadian Northern Railway System and for construction, betterments and the purchase of equipment; said loan to be secured by mortgage upon the undertaking of the Canadian Northern Railway System, containing such terms and conditions as the Governor in Council may approve,		25,000,000 00	
	AUTHORIZED BY STATUTE.	3,069,000 00	32,841,447 33	7,910,397 33
	Salary of the Board of Railway Commissioners and Secretary,		55,000 00	55,000 00
	SUMMARY.			
	To be voted—Canals,	14,000 00	174,940 00	104,200 00
	Miscellaneous,	3,069,000 00	32,841,447 33	7,910,397 33
	Authorized by Statute,		55,000 00	55,000 00
	Total,	3,083,000 00	33,071,387 33	8,069,597 33

XVI—PUBLIC WORKS—CHARGEABLE TO CAPITAL.

Amount to be voted.....\$4,456,000 00

No. of Vote.	Details.	Revote.	1918-19.	1917-18.
	PUBLIC BUILDINGS.	\$ cts.	\$ cts.	\$ cts.
111	Ottawa Parliament building—Restoration The plans for the said building and the method to be adopted for securing the reconstruction thereof to be subject to the approval of the Joint Committee appointed by the Prime Minister and the Leader of the Opposition.....	300,000 00	1,500,000 00	2,000,000 00
	Ottawa Eastern Departmental Block—New fireproof roof, etc.....	120,000 00	120,000 00	125,000 00
	Ottawa—New public building.....		1,000,000 00	
		420,000 00	2,620,000 00	2,125,000 00
	HARBOURS AND RIVERS.			
112	St. John Harbour—Improvements	250,000 00	250,000 00	1,000,000 00
	Quebec Harbour—Champlain Dry Dock.....		355,000 00	1,000,000 00
	Quebec Harbour—River St. Charles—Improvements to navigation.....	15,000 00	15,000 00	700,000 00
	Toronto Harbour—Improvements.....	250,000 00	550,000 00	1,000,000 00
	Port Arthur and Fort William—Harbour and river improvements.....	350,000 00	350,000 00	750,000 00
	Vancouver Harbour—Improvements.....	109,000 00	150,000 00	111,000 00
	Victoria Harbour—Improvements		166,000 00	1,370,000 00
		974,000 00	1,836,000 00	5,931,000 00
	SUMMARY.			
	Public Buildings.....	420,000 00	2,620,000 00	2,125,000 00
	Harbours and Rivers.....	974,000 00	1,836,000 00	5,931,000 00
	Total.....	1,394,000 00	4,456,000 00	8,056,000 00

SESSIONAL PAPER No. 3

XVII—PUBLIC WORKS—CHARGEABLE TO INCOME.

Amount to be voted *\$7,466,153.96

No. of Vote.	Details.	Revote.	1918-19.	1917-18.
	PUBLIC BUILDINGS.	\$ cts.	\$ cts.	\$ cts.
	<i>Nova Scotia.</i>			
113	Amherst—Drill Hall	10,000 00	10,000 00	10,000 00
	Halifax—Quarantine Station on Lawlor's Island—Water supply	5,000 00	10,000 00	5,000 00
	Halifax—Dominion buildings—Improvements, repairs, etc.		5,000 00	5,000 00
	Appropriations not required for 1918-19			10,500 00
		15,000 00	25,000 00	30,500 00
	<i>New Brunswick.</i>			
114	St. John—Dominion buildings—Improvements, repairs, etc.		5,000 00	5,000 00
	St. John—Quarantine Station on Partridge Island—Re-building detention building destroyed by fire		16,000 00	
	St. John—Quarantine Station, Partridge Island, water supply		1,000 00	
	Appropriations not required for 1918-19			7,000 00
			22,000 00	12,000 00
	<i>Maritime Provinces Generally.</i>			
115	Dominion public buildings—Improvements, repairs, etc.		25,000 00	25,000 00
	<i>Quebec.</i>			
116	Dominion public buildings—Improvements, repairs, etc.		35,000 00	35,000 00
	Farnham—Public building, addition	5,000 00	6,500 00	5,000 00
	Grosse Isle Quarantine Station—Boiler house, new boilers, etc.	25,000 00	30,000 00	25,000 00
	Grosse Isle Quarantine Station—Improvements and repairs to buildings and fittings, furniture		15,000 00	15,000 00
	Grosse Isle Quarantine Station—New buildings	115,000 00	115,000 00	123,000 00
	Montreal—Dominion buildings—Improvements, repairs, etc.		30,000 00	30,000 00
	Montreal General Post Office—Remodelling old building	20,000 00	20,000 00	20,000 00
	Quebec Post Office—Enlargement and alterations	15,000 00	15,000 00	95,000 00
	Three Rivers—New public building	15,000 00	20,000 00	115,000 00
	Appropriations not required for 1918-19			22,000 00
		195,000 00	286,500 00	485,000 00
	<i>Ontario.</i>			
117	Dominion public buildings—Improvements, repairs, etc.		35,000 00	35,000 00
	Galt Drill Hall—Grading, paving, etc.	7,500 00	8,000 00	8,000 00
	Hamilton Post Office—Electric wiring and fixtures, etc.	3,100 00	3,100 00	3,100 00
	Kemptville—Public building	1,200 00	1,200 00	2,100 00
	Kingston R.M.C.—Covered drill hall	7,500 00	7,500 00	8,000 00
	King-ton R.M.C.—Enlargement of educational block	150,000 00	150,000 00	150,000 00
	Ottawa Departmental buildings—Fittings, etc.		75,000 00	75,000 00
	Ottawa Departmental buildings—Renewing metal covering on Mackenzie wing of West Block	2,500 00	2,500 00	2,500 00
	Ottawa Government Printing Bureau—Freight elevators	8,500 00	9,500 00	8,500 00
	Toronto—Postal Station "A"		300,000 00	500,000 00
	Toronto Dominion buildings—Improvements, repairs, etc.		16,000 00	12,000 00
	Appropriations not required for 1918-19			272,665 38
		180,300 00	607,800 00	1,076,865 38

*12 m. March 19, 1918.

XVII.—PUBLIC WORKS—CHARGEABLE TO INCOME—*Continued.*

No. of Vote.	Details.	Revote.	1918-19.	1917-18.
		\$ cts.	\$ cts.	\$ cts.
	PUBLIC BUILDINGS—Continued.			
	<i>Manitoba.</i>			
118	Dominion Public buildings—Improvements, repairs, etc.		18,000 00	18,000 00
	Winnipeg Dominion buildings—Improvements, repairs, etc.		20,000 00	20,000 00
	Winnipeg Immigration buildings—Improvements		3,000 00	3,000 00
	Appropriations not required for 1918-19			91,000 00
			41,000 00	132,000 00
	<i>Saskatchewan.</i>			
119	Dominion public buildings—Improvements, repairs, etc.		15,000 00	15,000 00
	Estevan public building—Improvements to heating apparatus		1,700 00	
	Saskatoon post office—Improvements	6,000 00	6,000 00	7,000 00
	Sutherland—Water supply for Forest Nursery Station	11,000 00	20,000 00	11,000 00
	Appropriations not required for 1918-19			17,000 00
		17,000 00	42,700 00	53,000 00
	<i>Alberta.</i>			
120	Calgary—Drill hall	60,000 00	150,000 00	250,000 00
	Calgary Dominion buildings—Improvements, repairs, etc.		3,000 00	3,000 00
	Dominion public building—Improvements, repairs, etc.		15,000 00	15,000 00
	Edmonton—Government's share of cost of permanent pavement on Jasper Avenue crossing Government property occupied by Alberta Penitentiary, including interest thereon at 5%		21,200 00	
	Grande Prairie—Dominion Lands Office	7,000 00	7,000 00	7,000 00
	Appropriations not required for 1918-19			21,500 00
		67,000 00	196,200 00	296,500 00
	<i>British Columbia.</i>			
121	Dominion public buildings—Improvements, repairs, etc.		17,000 00	17,000 00
	New Westminster public building—Paving roadway	1,000 00	1,000 00	1,000 00
	Vancouver Dominion buildings—Improvements, repairs, etc.		7,000 00	7,000 00
	Vancouver Examining Warehouse—Improvements to heating		2,500 00	
	Victoria old post office building—To pay taxes due the city for the year 1917		1,578 47	8,088 42
	William's Head Quarantine Station—Additional land and buildings	23,500 00	23,500 00	23,500 00
	William's Head Quarantine Station—Repairs to existing buildings, fittings, etc.	5,000 00	5,000 00	10,000 00
	William's Head Quarantine Station—Water supply	75,000 00	125,000 00	150,000 00
	Appropriations not required for 1918-19			12,817 50
		104,500 00	182,578 47	229,405 92
	<i>Yukon Territory.</i>			
122	Dawson post office—Vault.	10,000 00	10,000 00	10,000 00
	<i>Generally.</i>			
123	Experimental Farms—New buildings and improvements, renewals and repairs, etc., in connection with existing buildings, fittings, etc.	55,000 00	78,200 00	150,000 00
	Flags for Dominion public buildings		5,000 00	5,000 00
	Dominion public buildings—Generally		30,000 00	30,000 00
	Appropriations not required for 1918-19			10,000 00
		55,000 00	113,200 00	195,000 00

SESSIONAL PAPER No. 3

XVII—PUBLIC WORKS—CHARGEABLE TO INCOME—*Continued.*

No. of Vote.	Details.	Revote.	1918-19.		1917-18.	
			\$	cts.	\$	cts.
	PUBLIC BUILDINGS— <i>Concluded.</i>					
	<i>Rents, repairs, furniture, heating, etc.</i>					
	Ottawa Public Buildings :—					
	Dominion Observatory and Geodetic Survey Building—					
	Maintenance of grounds, etc.		5,000	00	5,000	00
	Elevator attendants.		55,000	00	45,000	00
	Gas and electric light, including roads and bridges.		60,000	00	60,000	00
	Heating, including salaries of engineers, firemen and watchmen.		230,000	00	240,000	00
	Repairs, furniture, grounds, snow and street maintenance, etc.		450,000	00	450,000	00
	Rideau Hall (including grounds) improvements, furniture, maintenance, etc.		65,000	00	65,000	00
	Rideau Hall—Allowance for fuel and light.		17,000	00	17,000	00
	Telephone service.		62,000	00	47,000	00
	Dominion Public Buildings :—					
124	Dominion Immigration Buildings—Repairs, furniture, etc.		13,000	00	25,000	00
	Dominion Quarantine Stations—Maintenance.		4,000	00	4,000	00
	Fittings and general supplies and furniture.		160,000	00	160,000	00
	Heating.		305,000	00	340,000	00
	Lighting.		170,000	00	200,000	00
	Power for running elevators, stamp cancelling machines, etc.		65,000	00	77,000	00
	Rents.		840,000	00	775,000	00
	Salaries of caretakers, engineers, firemen, etc.		600,000	00	600,000	00
	Supplies for caretakers, etc.		30,000	00	30,000	00
	Water.		50,000	00	50,000	00
	Yukon Public Buildings—Rents, repairs, fuel, light, water service and caretakers' salaries.		55,000	00	63,000	00
	Victoria, B.C.—Astrophysical Observatory—(Little Saanich Mountain)—Maintenance, repairs, care of grounds, etc.		3,000	00		
			3,179,000	00	3,253,000	00

XVII—PUBLIC WORKS—CHARGEABLE TO INCOME—*Continued.*

No. of Vote.	Details.	Revote.	1918-19.		1917-18.	
			\$	cts.	\$	cts.
	HARBOURS AND RIVERS.					
	<i>Nova Scotia.</i>					
	Barrington's Cove, Sydney Mines—Partial reconstruction of wharf.....			1,100 00		
	Battery Point—Breakwater repairs and reconstruction.....			3,100 00		
	Breen's Pond—Repairs to breakwater.....			1,050 00		
	Burlington—Repairs to wharf.....	950 00		1,200 00		950 00
	Cow Bay (Port Morien)—Repairs to breakwater.....	600 00		5,600 00		1,800 00
	Cribbin's Point—Repairs to and reconstruction of wharf.....			1,800 00		1,500 00
	Devil's Island—Repairs to breakwater.....	1,300 00		1,300 00		1,300 00
	Digby Pier—Renewals.....	1,000 00		5,000 00		2,500 00
	East River—Improvements.....			10,000 00		140,000 00
	Eatonville—Repairs to breakwater.....	2,500 00		2,500 00		2,500 00
	Feltzen South—Repairs to breakwater.....	1,100 00		4,100 00		1,350 00
	Five Islands—Repairs to wharf.....			600 00		
	Freeport—Repairs to breakwater.....			1,500 00		
	French Village—Repairs to wharf.....			1,000 00		
	Great Village—Repairs to wharf.....			700 00		
	Harbours and Rivers generally—Repairs and improvements.....			60,000 00		60,000 00
125	Harbour au Bouche—Repairs to wharf.....			700 00		
	Jamesville—Completion of breakwater.....	1,500 00		2,000 00		1,800 00
	Kelly's Cove—Repairs to wharf and breakwater.....			1,700 00		
	L'Ardoise—Repairs to breakwater.....	1,800 00		1,800 00		2,600 00
	Maitland—Repairs to wharf.....			1,100 00		
	Malagash—Repairs to wharf.....	1,000 00		1,000 00		1,000 00
	Margaree Harbour—Repairs and improvements.....	10,900 00		10,900 00		18,300 00
	Margaretville—Repairs to breakwater.....	3,000 00		3,000 00		3,000 00
	McKay's Point (Judique)—Repairs and renewals to breakwater.....			4,500 00		600 00
	McNair's Cove—Repairs to breakwater.....			2,800 00		900 00
	Mosher's Bay—Repairs to breakwater.....	750 00		1,300 00		1,100 00
	Parrsboro—Repairs to beach protection.....			1,000 00		
	Petite Rivière—Repairs to breakwater.....	740 00		740 00		740 00
	Portuguese Cove—Repairs to breakwater.....	620 00		1,320 00		1,320 00
	Ross' Ferry—Repairs to wharf.....			750 00		
	Round Hill—Repairs to wharf.....	1,500 00		2,000 00		1,500 00
	South Ingonish—To repair and reconstruct beach protection.....			1,900 00		
	Sydney Harbour—Repairs to quarantine wharf.....			850 00		
	<i>Appropriations not required for 1918-1919.....</i>					137,250 00
		29,260 00		136,910 00		380,250 00
	<i>Prince Edward Island.</i>					
	Harbours and rivers generally—Repairs and improvements.....			14,000 00		14,000 00
	Miminigash Harbour—Repairs to breakwaters.....	500 00		2,000 00		2,500 00
	Souris—To repair and strengthen breakwater.....			35,000 00		1,000 00
	Summerside—Repairs to breakwater.....			750 00		
126	Tignish—Repairs to breakwaters.....	500 00		1,000 00		2,500 00
	Victoria—Repairs to pier.....	1,100 00		1,500 00		1,100 00
	Wood Islands—Repairs to breakwaters.....	2,100 00		2,100 00		2,500 00
	<i>Appropriations not required for 1918-19.....</i>					12,800 00
		4,200 00		56,350 00		36,400 00

SESSIONAL PAPER No. 3

XVII—PUBLIC WORKS—CHARGEABLE TO INCOME.—*Continued*

No. of Vote.	Details.	Revote.	1918-19.	1917-18.
		\$ cts.	\$ cts.	\$ cts.
	HARBOURS AND RIVERS—Continued.			
	<i>New Brunswick.</i>			
127	Back Bay—Wharf repairs and improvements.....	3,500 00	3,500 00	3,500 00
	Cape Bald—Repairs to breakwater pier.....	1,500 00	3,100 00	1,500 00
	Dorchester—Wharf improvements.....	800 00	800 00	1,500 00
	Fort Dufferin—Reconstruction of breastwork.....		18,000 00	10,000 00
	Grand Anse—Repairs to breakwater and pier.....	750 00	750 00	2,000 00
	Harbours and Rivers generally—Repairs and improvements		40,000 00	40,000 00
	Neguac—Repairs to wharf.....	1,500 00	3,000 00	4,000 00
	Richibucto Beach—Breakwater repairs and improvements.	800 00	800 00	1,600 00
	Shediac—Repairs to wharf.....		1,400 00	
	Shippigan Gully—Repairs to breakwater and breastworks.		3,500 00	3,500 00
	St. John River and Tributaries—To provide for full and final contribution to local Government, not to exceed one-half cost of certain wharfs built by it in tidal waters.		5,923 99	
	Appropriations not required for 1918-19.....			427,700 00
		8,550 00	80,773 99	495,300 00
	<i>Maritime Provinces Generally.</i>			
	Appropriations not required for 1918-19.....			5,000 00
	<i>Quebec.</i>			
128	Anse aux Gascons—Repairs to wharf.....	5,500 00	10,600 00	5,500 00
	Baie St. Paul—Repairs to wharf.....	600 00	600 00	2,500 00
	Chicoutimi—Repairs to wharf.....		2,000 00	2,500 00
	Cross Point—Repairs to wharf.....		2,000 00	1,000 00
	East Templeton—Repairs to wharf.....		925 00	
	Graham—Reconstruction of wharf.....		1,700 00	3,500 00
	Harbours and Rivers generally—Repairs and improvements		75,000 00	75,000 00
	Kamouraska—Repairs to wharf.....		1,200 00	
	Laprairie—Protection works—Maintenance and repairs....		20,000 00	85,000 00
	Les Eboulements—Repair to wharf.....		900 00	
	Matane—Repairs to breakwater.....		1,000 00	
	Murray Bay—Repairs and improvements to wharf.....	2,000 00	2,000 00	3,500 00
	Pointe à Elie—Repairs to breakwater—Wharf.....		1,200 00	
	Rimouski—Harbour improvements.....	100,000 00	100,000 00	170,000 00
	Rimouski Wharf—Water supply.....	6,000 00	6,000 00	6,000 00
	River du Loup (en bas)—Repairs to wharf.....		1,500 00	
	Riviere Ouelle—Repairs and improvements to wharf.....		1,500 00	5,400 00
	Sabrevois—Repairs to wharf.....		600 00	1,460 00
	St. Alphonse—Repairs to wharf.....	1,900 00	2,100 00	2,600 00
	St. Godfroy—Repairs to wharf.....		1,000 00	
	St. Irene—Repairs to wharf.....		850 00	860 00
	St. Johns—Reconstruction of booms.....		1,300 00	1,200 00
	St. Laurent, Island of Orleans—Repairs to wharf.....	1,950 00	2,700 00	3,300 00
	Three Rivers—Repairs to wharf.....	2,000 00	2,000 00	9,500 00
	Yamaska—Reconstruction of dam.....	1,500 00	1,500 00	1,500 00
Appropriations not required for 1918-19.....			186,110 00	
		121,450 00	240,175 00	566,930 00

8 GEORGE V, A. 1918

XVII—PUBLIC WORKS—CHARGEABLE TO INCOME—*Continued.*

No. of Vote.	Details.	Revote.	1918-19.	1917-18
	HARBOURS AND RIVERS— <i>Concluded.</i>	\$ cts.	\$ cts.	\$ cts.
	<i>Ontario.</i>			
	Bayfield—Repairs to pier	2,500 00	4,000 00	10,700 00
	Blind River—Repairs to wharf		1,000 00	
	Burlington Channel—Repairs to pier		1,000 00	1,050 00
	Cobourg—Repairs to Langevin pier		40,000 00	15,000 00
	French River dams—Repairs and maintenance		3,300 00	5,600 00
	French River—In full and final settlement of all claims of Jennings and Ross in connection with their contract for the construction of the substructure of the Big Chaudiere Dam, including interest thereon at 5%		5,800 00	
	Goderich—Repairs to lumber dock		3,000 00	3,000 00
	Grand Bend—Repairs to piers		1,000 00	
	Harbours and Rivers generally—Repairs and improvements		65,000 00	65,000 00
	Kingston—Maintenance and operation of combined roadway wharf and bridges		8,500 00	
129	Port Bruce—Repairs to pier	2,100 00	2,100 00	2,100 00
	Port Burwell—Repairs to piers	14,600 00	14,600 00	36,000 00
	Port Colborne—Repairs to breakwaters		7,400 00	1,750 00
	Port Hope—Harbour improvements	2,000 00	2,000 00	13,500 00
	Port Stanley—Harbour improvements	56,000 00	77,000 00	96,000 00
	Rondeau Harbour—Repairs to piers and placing of riprap		4,000 00	3,500 00
	Saugeen River at Southampton—Repairs to piers		4,000 00	3,600 00
	Sheguindah—Repairs to wharf		1,000 00	
	Southampton—Repairs to breakwaters		1,800 00	
	Sturgeon Falls—Repairs to wharf		875 00	
	Thessalon—Repairs to wharf		1,000 00	
	Wellington—In full and final settlement of all claims of McFarlane, Pratt, Hanley Ltd., in connection with their contract for harbour improvements		3,240 00	
	Wendover—Repairs to wharf		1,000 00	
	<i>Appropriations not required for 1918-19.</i>			331,691 59
	<i>Manitoba.</i>	71,200 00	252,315 00	588,491 59
130	Harbours and Rivers generally—Repairs and improvements		15,000 00	15,000 00
	Little Pembina River—Diversion into Pelican Lake.	12,500 00	15,500 00	12,500 00
	Red River—Repairs to channel protection work		3,000 00	
	<i>Appropriations not required for 1918-19.</i>			18,800 00
		12,500 00	33,500 00	46,300 00
	<i>Saskatchewan and Alberta.</i>			
131	Harbours and Rivers generally—Repairs and improvements		20,000 00	20,000 00
	<i>British Columbia.</i>			
	Fraser River (lower)—Improvements		21,500 00	20,000 00
	Goose Bay—Repairs to wharf		1,000 00	
	Harbours and Rivers generally—Repairs and improvements		75,000 00	75,000 00
132	Prince Rupert Quarantine Station—Repairs to wharf		2,000 00	2,000 00
	Tofino—Repairs to wharf		1,600 00	
	Victoria Harbour—Repairs to wharf		4,500 00	
	Williams Head Quarantine Station—Improvements and repairs		13,200 00	3,500 00
	<i>Appropriations not required for 1918-19.</i>			309,250 00
			118,800 00	409,750 00
	<i>Yukon.</i>			
	<i>Appropriations not required for 1918-19.</i>			5,000 00
133	<i>Generally.</i>			
	Harbours and Rivers—Generally		30,000 00	40,000 00

SESSIONAL PAPER No. 3

XVII—PUBLIC WORKS—CHARGEABLE TO INCOME—*Continued.*

No. of Vote.	Details.	Revote.	1918-19.	1917-18.
	DREDGING.	\$ cts.	\$ cts.	\$ cts.
134	New Dredging Plant—Ontario and Quebec.....	6,000 00	6,000 00	65,000 00
	Dredging—Maritime Provinces.....	150,000 00	200,000 00	500,000 00
	Dredging—Ontario and Quebec.....	140,000 00	200,000 00	550,000 00
	Dredging—Manitoba, Saskatchewan and Alberta.....	45,000 00	64,000 00	90,000 00
	Dredging British Columbia.....	100,000 00	250,600 00	600,000 00
		441,000 00	720,600 00	1,805,000 00
	SLIDES AND BOOMS.			
135	Gatineau River—New boom.....	11,000 00	11,000 00	11,000 00
	Slides and booms generally.....		5,000 00	5,000 00
		11,000 00	16,000 00	16,000 00
	ROADS AND BRIDGES.			
136	Banff—Repairs to bridge.....		3,145 00	
	Dominion roads and bridges generally.....		5,000 00	5,000 00
	Edmonton—Repairs to bridge.....	1,200 00	1,200 00	3,500 00
	Metapedia Interprovincial bridge—Repairs.....		3,000 00	
	New bridge to replace present Union Bridge over Ottawa River between Ottawa and Hull.....	120,000 00	120,000 00	120,000 00
	Ottawa—Maintenance and repair of bridges and approaches.....		7,000 00	7,000 00
	<i>Appropriations not required for 1918-19.....</i>			1,000 00
		121,200 00	139,345 00	126,500 00
	TELEGRAPH AND TELEPHONE LINES.			
	<i>Nova Scotia.</i>			
137	Cape Breton Telegraph System—Renewal of poles between Eskasoni and East Bay.....		700 00	
	<i>Prince Edward Island.</i>			
138	For half cost of reconstruction of telegraph lines jointly owned by the Anglo-American Telegraph Co., and the Dominion Government.....	17,000 00	17,000 00	17,600 00
	<i>Quebec.</i>			
139	Improvements to repair service.....		3,000 00	3,000 00
	<i>Saskatchewan and Alberta.</i>			
140	Moose Jaw—Wood Mountain telegraph line—Renewal of poles—To complete.....		2,000 00	5,000 00
	Peace River Line—Office and dwelling at Grande Prairie.....	3,200 00	4,000 00	3,200 00
	Peace River Line—Office and dwelling at Dunvegan.....	3,325 00	4,000 00	3,325 00
	Peace River Line—Woods Clearance Edmonton to Peace River.....	5,000 00	5,000 00	5,000 00
	Peace River Line—Completion of pole renewals between Edmonton and Athabaska.....	570 00	570 00	2,000 00
	Peace River Line—Repairs and renewals between Spirit River and Pouce Coupe, and between Athabaska and Grouard.....	1,545 00	1,545 00	3,000 00
	Qu'Appelle—Edmonton Telegraph Line—Shifting wire to pole line of C. N. Railway between Humboldt and Warman, Sask.....		1,000 00	
	Repairs and improvements to office buildings.....	1,500 00	2,750 00	3,650 00
	Shifting line to roadways.....	5,500 00	5,500 00	8,000 00
	Carried forward.....	37,640 00	47,065 00	53,175 00

XVII—PUBLIC WORKS—CHARGEABLE TO INCOME—*Concluded.*

No. of Vote.	Details.	Revote.	1918-19.	1917-18.
	TELEGRAPH AND TELEPHONE LINES— <i>Concluded.</i>	\$ cts.	\$ cts.	\$ cts.
	Brought forward.	37,640 00	47,065 00	53,175 00
	British Columbia.			
141 {	Mainland telegraph and telephone lines—General repairs and improvements.	3,300 00	3,300 00	22,400 00
	Mainland telephone lines—Extensions in Kootenay District	5,750 00	4,000 00	17,000 00
	Various.			
	Appropriations not required for 1918-19.			237,971 00
	Total.	46,690 00	54,365 00	330,546 00
	MISCELLANEOUS.			
	Architectural Branch—Salaries of architects, clerks of works, inspectors, draughtsmen, clerks and messengers of outside service.		60,000 00	60,000 00
	Accounts Branch—Salaries of agents and clerks, travelling and contingent expenses of outside service.		25,000 00	20,000 00
	Maintenance and operation of water storage dams on Ottawa river and tributaries, surveys in connection therewith, and settlement of land damages.		125,000 00	135,000 00
	Dry docks generally—Inspection, etc.	4,000 00	4,000 00	10,000 00
	Engineering Branch—Salaries of engineers, inspectors, superintendents, draughtsmen, clerks and messengers of the outside service.		435,000 00	435,000 00
	For operation and maintenance of inspection boats.		15,000 00	50,000 00
	Gratuity to Captain Barney Freeman who was seriously injured while at work in the Government Shipyard at Selkirk.		2,000 00	
142 {	Monument of His late Majesty King Edward VII.	5,000 00	5,000 00	10,000 00
	Monument to memory of the late Hon. Thos. D'Arcy McGee.	8,000 00	8,000 00	8,000 00
	National Gallery of Canada.		8,000 00	18,000 00
	River gauging and metering.		24,000 00	27,500 00
	Surveys and inspections.	50,000 00	85,000 00	130,000 00
	To cover balance of expenditure for works already authorized for which the appropriations may be insufficient, provided the amount for any one work does not exceed \$200.		5,000 00	10,000 00
	To pay Western Dry Dock and Shipbuilding Co., Limited, of Port Arthur, a portion of the fifth payment of subsidy due them upon their completion of the work covered by the agreement ratified by Chap. 57, 3-4 George V, 1913, notwithstanding that the work is not completed.		35,641 50	35,641 50
	Appropriations not required for 1918-19.			46,574 40
		67,000 00	836,641 50	995,715 90
	AUTHORIZED BY STATUTE.			
	Collingwood Dry Dock No. 1.		15,000 00	15,000 00
	Collingwood Dry Dock No. 2.		9,208 96	9,208 96
	Montreal Floating Dock.		105,000 00	105,000 00
			129,208 96	129,208 96
	SUMMARY.			
	To be voted.	1,578,150 00	7,466,153 96	11,672,454 79
	Authorized by Statute.		129,208 96	129,208 96
		1,578,150 00	7,595,362 92	11,801,663 75

SESSIONAL PAPER No. 3

XVIII—MAIL SUBSIDIES AND STEAMSHIP SUBVENTIONS.

Amount to be voted. \$1,585,234 00.

No of Vote.	Details.	1918-19.	1917-18.	Compared with Estimates of 1917-18.	
				Increase.	Decrease.
	ATLANTIC OCEAN.	\$ cts.	\$ cts.	\$ cts.	\$ cts.
143	Steam service between Canadian Atlantic ports and Australia and New Zealand.	70,000 00	140,000 00	70,000 00
144	Ocean and mail service between Canada and Great Britain	400,000 00	1,000,000 00	600,000 00
145	Steam service or services between Canada and Newfoundland	70,000 00	70,000 00		
146	Steam service between Canada and the West Indies or South America or both.	250,666 66	340,666 66	90,000 00
147	Steam service between Canada and South Africa	73,000 00	146,000 00	73,000 00
	PACIFIC OCEAN.				
148	Steam service between Canada and Australia or New Zealand or both, on Pacific Ocean. .	180,509 00	180,509 00		
149	Steam service between Canada, China and Japan	253,333 34	253,333 34		
150	Steam service between Prince Rupert, B.C., and Queen Charlotte Islands.	21,000 00	21,000 00		
151	Steam service between Victoria and San Francisco.	3,000 00	3,000 00		
152	Steam service between Victoria, Vancouver way ports Skagway	12,500 00	12,500 00		
153	Steam service between Victoria and West Coast Vancouver Island	5,000 00	5,000 00		
154	Steam service between Vancouver and northern ports of British Columbia	16,800 00	16,800 00		
	LOCAL SERVICES.				
155	Steam service between Baddeck and Iona . .	5,825 00	5,825 00		
156	Steam service between Charlottetown, Victoria and Holliday's Wharf.	2,500 00	2,500 00		
157	Steam service between Froude's Point and Lockeport, N.S.	600 00	600 00		
158	Steam service between Grand Manan and the Mainland.	10,000 00	10,000 00		
159	Steam service between Halifax, Canso and Guysboro.	5,000 00	5,000 00		
160	Steam service between Halifax and Newfoundland via Cape Breton ports.	10,000 00	10,000 00		
161	Steam service between Halifax, Mahone Bay, Tancook Islands and La Have River Ports .	4,000 00	4,000 00		
162	Steam service between Halifax and Spry Bay and ports in Cape Breton	4,000 00	4,000 00		
163	Steam service between Halifax, South Cape Breton and Bras d'Or Lake Ports	6,000 00	6,000 00		
164	Steam service between Halifax and West Coast Cape Breton, calling at way ports. .	4,000 00	4,000 00		
165	Steam service between Halifax and Sherbrooke .	2,000 00	2,000 00		
166	Steam service from the opening to the closing of navigation in 1918 between the mainland and the Magdalen Islands.	18,000 00	18,000 00		
167	Steam service between Mulgrave and Canso .	6,500 00	6,500 00		
168	Steam service between Mulgrave and Guysboro, calling at intermediate ports.	5,500 00	5,500 00		
	Carried forward.	1,439,734 00	2,272,734 00	833,000 00

XVIII—MAIL SUBSIDIES AND STEAMSHIP SUBVENTIONS—*Continued*

No. of Vote.	Details.	1918-19.	1917-18.	Compared with Estimates of 1917-18.	
				Increase.	Decrease.
	LOCAL SERVICES— <i>Continued</i> .	\$ cts.	\$ cts.	\$ cts.	\$ cts.
	Brought forward.....	1,439,734 00	2,272,734 00	833,000 00
169	Steam service between Newcastle, Neguac and Escuminac, calling at all intermediate points on the Miramichi River and Miramichi Bay.....	2,500 00	2,500 00		
170	Steam service between Pelee Island and the mainland.....	8,000 00	8,000 00		
171	Steam service between Petit de Grat and Intercolonial Railway terminus at Mulgrave.....	7,000 00	7,000 00		
172	Steam service on the Petitcodiac River between Moncton and way ports, and a port or ports on the west coast of Cumberland County...	2,500 00	2,500 00		
173	Steam service from the opening to the closing of navigation in 1918, between Pictou, Mulgrave and Cheticamp.....	7,500 00	7,500 00		
174	Steam service from the opening to the closing of navigation in 1918, between Port Mulgrave, St. Peter's, Irish Cove and Marble Mountain and other ports on the Bras d'Or Lakes..	6,500 00	6,500 00		
175	Steam service during the year 1918, between Quebec and Harrington, calling at ports and places along the northern shore of the River St. Lawrence between such terminals.....	28,000 00	28,000 00		
176	Steam service between Quebec and Gaspe Basin, touching at intermediate ports.....	8,500 00	8,500 00		
177	Steam service between River du Loup, Tadoussac and other North Shore ports...	6,000 00	6,000 00		
178	Steam service between St. John and ports in Cumberland Basin.....	3,000 00	3,000 00		
179	Steam service between St. John and Bridge town.....	2,500 00	2,500 00		
180	Steam service between St. John and Digby...	20,000 00	20,000 00		
181	Steam service between St. John, Digby, Annapolis and Granville, viz., along the west coast of Annapolis Basin.....	2,000 00	2,000 00		
182	Steam service between St. John, N.B. and ports on the Bay of Fundy and Minas Basin, and Margareville, N.S.	8,000 00	8,000 00		
183	Steam service or services between St. John, Westport and Yarmouth and other way ports.....	10,000 00	10,000 00		
184	Steam service during the year 1918 between St. Stephen, N.B., Ste. Croix River points, Deer Island, Campobello and the inner islands, Passamaquoddy Bay and L'Etete or Back Bay.....	6,000 00	6,000 00		
185	Steam service during the season of 1918, between Sydney and Bay St. Lawrence, calling at way ports.....	6,000 00	6,000 00		
186	Steam service during the season 1918, between Sydney and Whycocomagh.....	3,000 00	3,000 00		
187	Steam service from Sydney, N.S., around the East Coast of Cape Breton to Hastings and return to Sydney via the Bras d'Or Lakes..	5,500 00	5,500 00		
	Carried forward.....	1,582,234 00	2,415,234 00	833,000 00

SESSIONAL PAPER No. 3

XVIII—MAIL SUBSIDIES AND STEAMSHIP SUBVENTIONS.—*Con.*

No. of Vote.	Details.	1918-19	1917-18.	Compared with Estimates of 1917-18.	
				Increase.	Decrease.
		\$ cts.	\$ cts.	\$ cts.	\$ cts.
	LOCAL SERVICES— <i>Concluded.</i>				
	Brought forward	1,582,234 00	2,415,234 00	833,000 00
188	Expenses in connection with the supervision of subsidized steamship services.....	3,000 00	3,000 00	217,500 00
	<i>Appropriations not required for 1918-19.....</i>	217,500 00
		1,585,234 00	2,635,734 00	1,050,500 00
	AUTHORIZED BY STATUTE.				
	Canada, China and Japan (1-2 Geo. V., Chap. 25)	121,666 66	121,666 66
	Canada and France (8-9 Ed. VII, Chap. 36) ..	200,000 00	200,000 00
		321,666 66	321,666 66
	SUMMARY.				
	To be voted	1,585,234 00	2,635,734 00	1,050,500 00
	Authorized by statute	321,666 66	321,666 66
		1,906,900 66	2,957,400 66	1,050,500 00

XIX—THE NAVAL SERVICE.

Amount to be voted. \$1,530,000 00

No. of Vote.	Details.	1918-19.	1917-18.	Compared with Estimates of 1917-18.	
				Increase.	Decrease.
		\$ cts.	\$ cts.	\$ cts.	\$ cts.
189	Naval Service—To provide for the maintenance and upkeep of ships, Naval College, dockyards at Halifax and Esquimalt, and Royal Naval Canadian Volunteer Reserve.	600,000 00	1,000,000 00	400,000 00
190	Fisheries Protection Service—To provide for the repairs and maintenance of Fisheries Protection Steamers	300,000 00	375,000 00	75,000 00
191	Hydrographic Survey	215,000 00	290,000 00	75,000 00
192	Radiotelegraph Service—To provide for the building and maintenance of wireless stations.	225,000 00	295,000 00	70,000 00
193	Tidal Service—To provide for the maintenance of tidal stations and surveying steamers....	25,000 00	35,000 00	10,000 00
194	Patrol of the northern waters of Canada.....	40,000 00	50,000 00	10,000 00
195	Life-saving Stations—Including rewards for saving life	100,000 00	125,400 00	25,400 00
196	Royal Naval College of Canada,—Restoration.....	25,000 00	25,000 00
	<i>Appropriations not required for 1918-19.....</i>	100,000 00	100,000 00
		1,530,000 00	2,270,400 00	740,400 00

XX—OCEAN AND RIVER SERVICE.

Amount to be voted. \$1,947,800 00.

No. of Vote.	Details.	1918-19.	1917-18.	Compared with Estimates of 1917-18.	
				Increase.	Decrease.
		\$ cts.	\$ cts.	\$ cts.	\$ cts.
197	Maintenance and repairs to Dominion steamers and ice-breakers.....	1,500,000 00	1,180,000 00	320,000 00
198	Examiners of masters and mates.....	16,500 00	16,500 00
199	Investigations into wrecks	12,300 00	12,300 00
200	Expenses of Schools of Navigation.....	8,000 00	8,000 00
201	Registration of shipping.....	3,000 00	3,000 00
202	Removal of obstructions in navigable waters.....	5,000 00	20,000 00	15,000 00
203	Inspection of live stock shipments.....	3,000 00	5,000 00	2,000 00
204	To continue subsidy for wrecking plants—Quebec, Maritime Provinces and British Columbia.....	35,000 00	45,000 00	10,000 00
205	Unforeseen expenses.....	5,000 00	5,000 00
206	Amount required for two boilers for C.G.S. "Montcalm"	60,000 00	60,000 00
207	Amount required for two steamers for buoy service in Maritime Provinces.....	300,000 00	300,000 00
	<i>Appropriations not required for 1918-19.....</i>	150,827 26	150,827 26
		1,947,800 00	1,445,627 26	502,172 74

SESSIONAL PAPER No. 3

XXI—PUBLIC WORKS—CHARGEABLE TO CAPITAL.

(Marine Department.)

Amount to be voted.....\$691,900 00.

No. of Vote.	Details.	1918-19.	1917-18.	Compared with Estimates of 1917-18.	
				Increase.	Decrease.
		\$ cts.	\$ cts.	\$ cts.	\$ cts.
209	River St. Lawrence, Ship Channel.....	478,000 00	672,000 00	194,000 00
209	To provide for construction and completion of dredging plant for St. Lawrence River from Montreal to Father Point..	163,900 00	216,550 00	52,650 00
210	Amount required for converting six ship channel tugs for salt water service.	50,000 00	50,000 00	
		691,900 00	888,550 00	196,650 00

XXII—LIGHTHOUSE AND COAST SERVICE.

Amount to be voted.....\$1,939 500.00.

No. of Vote.	Details.	1918-19.	1917-18.	Compared with Estimates of 1917-18.	
				Increase.	Decrease.
		\$ cts.	\$ cts.	\$ cts.	\$ cts.
211	Agencies, rents and contingencies.....	178,000 00	166,000 00	12,000 00	
212	Salaries and allowances to lightkeepers. . .	485,000 00	485,000 00		
213	Maintenance and repairs to lighthouses. . .	700,000 00	750,000 00		50,000 00
214	Construction of lighthouses and aids to navigation, including apparatus, submarine signals, and providing suitable boats for carrying on construction work.....	460,000 00	600,000 00		200,000 00
215	Signal service.....	60,000 00	60,000 00		
216	Administration of pilotage and maintenance and repairs to steamer "Eureka." ..	56,300 00	56,300 00		
217	Maintenance and repairs to wharfs.	10,000 00	10,000 00		
218	To provide for breaking ice in Thunder Bay and Lake Superior and other points deemed advisable for the good of navigation.	40,000 00	40,000 00		
219	Amount required to pay pension of \$300 each per annum to following retired pilots:—Ls. R. Demers, Jos. Lapointe, Nestor Lachance, Paul Gobeil, Barthelemi Lachance, Alphonse Asselin, Chas. Normand, Nap. Rioux, Elzear Desrosiers, Hubert Raymond, Arbel Bernier, Laurent Godbout, Adelme Pouliot, Edmond Larochelle, L. E. Morin, A. T. Simard, J. Plante, V. Vezina, J. G. Dupil, Raymond Baquet, Alfred Larochelle, Elzear Godbout, Theophile C. Rivreau, Alphonse Pouliot, Emilio Couillard, Trefle Delisle, David Dumas, Alfred Goudreau, Onesime Noel, F. X. Desmeules, Adjutor Baillargeon.	9,300 00	8,700 00	600 00	
220	To provide for telephones at different points throughout the Dominion in connection with aids to navigation...	500 00	500 00		
221	Allowance to Harbour Master at Amherstburg, for supervision of lights and buoys in St. Clair river, Detroit river, Lake Erie, and other services during the season of navigation.....	400 00	400 00		
	<i>Appropriations not required for 1918-19..</i>		31,121 05		31,121 05
		1,939,500 00	2,208,021 05		268,521 05

SESSIONAL PAPER No. 3

XXIII—SCIENTIFIC INSTITUTIONS.

Amount to be voted..... \$405,000 00

No. of Vote.	Details.	1918-19.	1917-18.	Compared with Estimates of 1917-18.	
				Increase.	Decrease.
		\$ cts.	\$ cts.	\$ cts.	\$ cts.
	DEPARTMENT OF THE INTERIOR.				
	<i>Scientific Institutions.</i>				
222 {	Expenses connected with the Dominion Astro- nomical Observatory at Ottawa.....	25,000 00	25,000 00		
	Expenses connected with the Dominion As- trophysical Observatory at Victoria, B.C.	7,500 00	7,500 00	
	<i>Geodetic Survey of Canada.</i>				
223 {	Investigations, triangulation, precise levelling, topographic and field astronomic work, etc	112,005 00	112,005 00		
	Expenses connected with the survey and de- marcation of International Boundaries, including \$1,000 to J. J. McArthur as International Boundary Commissioner...	60,495 00	60,495 00		
	<i>Appropriations not required for 1918-19</i>	500 00	500 00
		205,000 00	198,000 00	7,000 00	
	<i>Department of Marine.</i>				
224	Meteorological Service, including Magnetic Observatory, grants of \$500 each to King- ston and Montreal Observatories; also allowance to L. F. Gorman, Observer at Ottawa	200,000 00	201,793 00	1,793 00
	SUMMARY.				
	Department of the Interior.....	205,000 00	198,000 00	7,000 00	
	Department of Marine	200,000 00	201,793 00	1,793 00
	Total.	405,000 00	399,793 00	5,207 00	

XXIV—MARINE HOSPITALS.

Amount to be voted.....\$78,000 00

No of vote.	Details.	1918-19.	1917 18	Compared with Estimates of 1917-18.	
				Increase.	Decrease.
		\$ cts.	\$ cts.	\$ cts.	\$ cts.
225	Marine Hospitals, including grants to institu- tions assisting sailors.....	75,000 00	75,000 00		
	Shipwrecked and distressed seamen.....	3,000 00	3,000 00		
		78,000 00	78,000 00		

XXV—STEAMBOAT INSPECTION.

Amount to be voted.....\$79,221 00

No. of vote.	Details.	1918-19.	1917-18.	Compared with Estimates of 1917-18.	
				Increase.	Decrease.
		\$ cts.	\$ cts.	\$ cts.	\$ cts.
226	Steamboat inspection	79,221 00	79,749 00	528 00

SESSIONAL PAPER No. 3

XXVI—FISHERIES.

Amount to be voted.....\$875,000 00

No. of Vote.	Details.	1918-19.	1917-8.	Compared with Estimates of 1917-18.	
				Increase.	Decrease.
		\$ cts.	\$ cts.	\$ cts.	\$ cts.
227	Salaries and disbursements of Fishery Officers and Guardians, including the expense of the Advisory Board and an allowance of \$200 to W. J. E. Casey, Secretary thereof, Fisheries Patrol Service and Oyster Culture.....	400,000 00	501,000 00	101,000 00
228	Building fishways and clearing rivers.....	10,000 00	30,000 00	20,000 00
229	Legal and incidental expenses.....	4,000 00	4,000 00	
230	To assist in the establishment, maintenance and inspections of cold storage for bait, the conservation and development of deep sea fisheries and of the demand for fish and to provide for better transportation facilities for fish	110,000 00	125,600 00	15,000 00
231	To provide for the maintenance of a Fisheries Intelligence Bureau	5,000 00	5,000 00	
232	To provide for a Fisheries Exhibit at the Canadian Exhibition at Toronto.....	5,000 00	10,000 00	5,000 00
233	Salaries and maintenance of fish breeding establishments.....	300,000 00	400,000 00	100,000 00
234	To provide for the inspection of pickled fish. .	15,000 00	25,000 00	10,000 00
235	Marine Biological Board of Canada.....	26,000 00	26,000 00	
	<i>Appropriations not required for 1918-19.....</i>	68,900 00	68,900 00
		875,000 00	1,194,900 00	319,900 00
	AUTHORIZED BY STATUTE.				
	Fishing Bounty... ..	160,000 00	160,000 00		
	SUMMARY.				
	To be voted.....	875,000 00	1,194,900 00	319,900 00
	Authorized by Statute.....	160,000 00	160,000 00	
		1,035,000 00	1,354,900 00	319,900 00

XXVII—SUBSIDIES TO PROVINCES.

Amount authorized by Statute.....\$11,369,148 48

No. of Vote.	Details.	1918-19.	1917-18.	Compared with Estimates of 1917-18.	
				Increase.	Decrease.
		\$ cts.	\$ cts.	\$ cts.	\$ cts.
	Ontario	2,396,378 88	2,396,378 88		
	Quebec.....	1,969,630 28	1,969,630 28		
	Nova Scotia.....	636,666 86	636,666 86		
	New Brunswick.....	637,976 16	637,976 16		
	Manitoba.....	1,423,679 36	1,406,204 16	17,475 20	
	British Columbia.....	623,135 06	723,135 06		100,000 00
	Prince Edward Island.....	381,931 88	381,931 88		
	Alberta.....	1,589,075 00	1,589,075 00		
	Saskatchewan.....	1,710,675 00	1,710,675 00		
		11,369,148 48	11,451,673 28		82,524 80

SESSIONAL PAPER No. 3

XXVIII—MINES AND GEOLOGICAL SURVEY.

Amount to be voted.....\$427,900 00

No. of Vote.	Details.	1918-19.	1917-18.	Compared with Estimates of 1917-18.	
				Increase.	Decrease.
		\$ cts.	\$ cts.	\$ cts.	\$ cts.
	<i>Mines Branch.</i>				
236	Investigation of ore and other economic deposits, road, and structural materials; expenses of the fuel testing and the ore dressing plants; collection of mining and metallurgical statistics etc.....	130,000 00	71,620 00	58,380 00	
	Publications, English and French editions of reports; purchase of books of reference, laboratory supplies, instruments, office contingencies.....	40,000 00	62,000 00		22,000 00
	Appropriation not required for 1918-19.....		1,000 00		1,000 00
		170,000 00	134,620 00	35,380 00	
	<i>Dominion of Canada, Assay Office.</i>				
237	Maintenance of Assay Office, Vancouver, B.C.	25,000 00	25,000 00		
	<i>Geological Survey.</i>				
238	For explorations, surveys and investigations, wages of explorers, draughtsmen and others.	130,000 00	150,000 00		20,000 00
	For publication of English and French editions of reports; maps, illustrations, etc.....	55,000 00	65,000 00		10,000 00
	For maintenance of offices and museum; instruments, chemicals, books of reference; miscellaneous assistance, and contingencies.	45,000 00	50,000 00		5,000 00
	For purchase of specimens.....	2,500 00	5,000 00		2,500 00
	Compensation to J. F. Lyons for quarters vacated.....	400 00	400 00		
	Appropriations not required for 1918-19.....		5,000 00		5,000 00
		232,900 00	275,400 00		42,500 00
	SUMMARY.				
	Mines Branch.....	170,000 00	134,620 00	35,380 00	
	Assay Office.....	25,000 00	25,000 00		
	Geological Survey Branch.....	232,900 00	275,400 00		42,500 00
		427,900 00	435,020 00		7,120 00

XXIX.—LABOUR.

Amount to be voted.....\$75,000 00

No. of Vote.	Details.	1918-19.	1917-18.	Compared with Estimates of 1917-18.	
				Increase.	Decrease.
		\$ cts.	\$ cts.	\$ cts.	\$ cts.
239	Conciliation and Labour Act, including publication, printing, binding and distribution of the <i>Labour Gazette</i> , and allowance to correspondents, and for clerical assistance in preparing tables of statistics.....	35,000 00	35,000 00		
240	Industrial Disputes Investigation Act.....	25,000 00	25,000 00		
241	Fair Wages and Inspection Officers.....	15,000 00	15,000 00		
	Appropriations not required for 1918-19.....		3,500 00		3,500 00
		75,000 00	78,500 00		3,500 00

XXX—INDIANS.

Amount to be voted.....\$1,673,898 00

No. of Vote.	Details.	1918-19.	1917-18.	Compared with Estimates of 1917-18.	
				Increase.	Decrease.
		\$ cts.	\$ cts.	\$ cts.	\$ cts.
ONTARIO AND QUEBEC.					
242	Relief, medical attendance and medicines.....	28,000 00	28,000 00		
	Repairs to roads and bridges and drainage.....	1,900 00	11,900 00		10,000 00
	General expenses.....	51,875 00	51,875 00		
		81,775 00	91,775 00		10,000 00
NOVA SCOTIA.					
243	Salaries	4,400 00	4,400 00		
	Relief	8,000 00	8,000 00		
	To provide for encouragement of agriculture..	1,000 00	1,000 00		
	Medical attendance and medicines.....	5,000 00	5,000 00		
	Repairs to roads and dyking.....	600 00	600 00		
	Miscellaneous and unforeseen.....	5,300 00	9,162 00		3,862 00
		24,300 00	28,162 00		3,862 00
NEW BRUNSWICK.					
244	Salaries	1,984 00	1,984 00		
	Relief	8,000 00	8,000 00		
	Miscellaneous and unforeseen.....	850 00	850 00		
	Medical attendance and medicines.....	4,000 00	4,000 00		
	Repairs to roads	450 00	1,050 00		600 00
	To provide for encouragement of agriculture..	1,000 00	1,000 00		
		16,284 00	16,884 00		600 00
PRINCE EDWARD ISLAND.					
245	Salaries.....	600 00	600 00		
	Relief and seed grain.....	1,375 00	1,125 00	250 00	
	Medical attendance and medicines	850 00	850 00		
	Miscellaneous	400 00	650 00		250 00
		3,225 00	3,225 00		
MANITOBA, SASKATCHEWAN, ALBERTA AND NORTHWEST TERRITORIES.					
246	Implements; tools, &c.....	7,366 00	11,893 00		4,527 00
	Field and garden seeds.....	2,957 00	4,530 00		1,573 00
	Live stock.....	4,835 00	4,835 00		
	Supplies for destitute.....	125,167 00	143,465 00		18,298 00
	Hospitals and medical attendance.....	103,767 00	165,035 00		1,268 00
	Triennial clothing.....	6,060 00	6,000 00		
	Surveys	11,000 00	11,000 00		
	Sioux.....	6,418 00	6,418 00		
	Grist and saw mills	6,076 00	1,049 00	5,027 00	
	General expenses.....	234,563 00	263,924 00		29,361 00
		508,149 00	558,149 00		50,000 00

SESSIONAL PAPER No. 3

XXX—INDIANS.—*Concluded.*

No. of Vote.	Details.	1918-19.	1917-18.	Compared with Estimates of 1917-18.	
				Increase.	Decrease.
		\$ cts.	\$ cts.	\$ cts.	\$ cts.
	BRITISH COLUMBIA.				
247	Salaries	47,840 00	47,840 00		
	Relief to destitute	22,000 00	22,000 00		
	To assist Indians in farming, fruit culture and cleansing orchards.	8,450 00	8,450 00		
	Hospital, medical attendance and medicines.	43,200 00	43,200 00		
	Travelling expenses	20,000 00	20,000 00		
	Office, miscellaneous and unforeseen expenses.	19,560 00	19,560 00		
	Surveys	5,000 00	5,000 00		
	YUKON	166,050 00	166,050 00		
248	Relief, medical attendance and medicines.	11,000 00	11,000 00		
	Surveys	2,000 00	7,000 00		5,000 00
	General Expenses	4,000 00	4,000 00		
	GENERAL.	17,000 00	22,000 00		5,000 00
249	Payments to Indians surrendering their lands under provisions of Section 89 of the Indian Act, which will afterwards be repaid from the avails of the land	25,000 00	25,000 00		
	Relief to destitute Indians in remote districts	60,000 00	60,000 00		
	To prevent spread of Tuberculosis	10,000 00	10,000 00		
	Printing, stationery, &c.	5,000 00	5,000 00		
	Grant to assist Indian Trust Fund Account				
	310 suppression of liquor	3,000 00	3,000 00		
	Surveys, Ontario, Quebec and Maritime Pro- vinces	3,000 00	3,000 00		
	To provide for expenses in connection with epidemic of smallpox and other diseases.	10,000 00	10,000 00		
	To provide an amount to pay Agents' fees in connection with registration of births, deaths and marriages.	1,500 00	1,500 00		
	General legal expenses	5,500 00	5,500 00		
		123,000 00	123,000 00		
	INDIAN EDUCATION.				
250	Indian Education.	734,115 00	734,115 00		
	RECAPITULATION.				
	Nova Scotia	24,300 00	28,162 00		3,862 00
	New Brunswick	16,284 00	16,884 00		600 00
	Prince Edward Island.	3,225 00	3,225 00		
	Ontario and Quebec	81,775 00	91,775 00		10,000 00
	Manitoba, Saskatchewan, Alberta and North- west Territories.	508,149 00	558,149 00		50,000 00
	British Columbia	166,050 00	166,050 00		
	Yukon	17,000 00	22,000 00		5,000 00
	General	123,000 00	123,000 00		
	Indian Education	734,115 00	734,115 00		
	AUTHORIZED BY STATUTE.	1,673,898 00	1,743,360 00		69,462 00
	Indian Annuities under Section 171, Indian Act, as amended by 1-2 George V, Cap. 14, Sec. 3	205,290 00	205,290 00		
	SUMMARY.				
	To be voted	1,673,898 00	1,743,360 00		69,462 00
	Authorized by Statute	205,290 00	205,290 00		
	Total	1,879,188 00	1,948,650 00		69,462 00

XXXI—ROYAL NORTHWEST MOUNTED POLICE.

Amount to be voted..... \$1,127,777 57

No. of Vote.	Details.	1918-19.	1917-18.	Compared with Estimates of 1917-18.	
				Increase.	Decrease.
		\$ cts.	\$ cts.	\$ cts.	\$ cts.
251	NORTHWEST TERRITORIES, YUKON TERRITORY, PROVINCES OF ALBERTA AND SASKATCHEWAN.				
	Pay of force	473,335 25	651,790 25	178,455 00
	Subsistence, billeting, forage and dog feed, fuel and light, clothing, repairs and renewals, horses, arms and ammunition, stationery, medical stores, transport, water service, building repairs, and contingencies.....	649,442 32	763,378 75	113,936 43
	To compensate members of the Royal North- west Mounted Police for injuries received while in the discharge of duty.....	5,000 00	3,000 00	2,000 00	
		1,127,777 57	1,418,169 00	290,391 43

SESSIONAL PAPER No. 3

XXXII—GOVERNMENT OF THE NORTHWEST TERRITORIES.

Amount to be voted..... \$8,000 00

No. of Vote.	Details.	1918-19.	1917-18	Compared with Estimates of 1917-18.	
				Increase.	Decrease.
		\$ cts.	\$ cts.	\$ cts.	\$ cts.
252	Salary of Mr. Fred White as Commissioner of the North West Territories.....	1,000 00	1,000 00		
	Salary of Mr. L. du Plessis, as Secretary to the Commissioner.....	300 00	300 00		
	Salary of Mr. Geo. D. Pope, as Accountant to the Commissioner.....	300 00	300 00		
	Schools.....	3,000 00	3,000 00		
	Relief to destitute, maintenance of insane patients and prisoners.....	1,900 00	1,900 00		
	Investigations, travelling expenses, clerical assistance, printing, stationery and contingencies.....	1,500 00	1,500 00		
		8,000 00	8,000 00		

XXXIII—GOVERNMENT OF THE YUKON TERRITORY.

Amount to be voted..... \$185,000 00

No. of Vote.	Details.	1918-19.	1917-18.	Compared with Estimates of 1917-18.	
				Increase.	Decrease.
		\$ cts.	\$ cts.	\$ cts.	\$ cts.
253	Salaries and expenses connected with the administration of the Territory.....	85,000 00	120,000 00	35,000 00
	Grant to Local Council.....	75,000 00	125,000 00	50,000 00
	Grant to Local Council for maintenance of and repairs to roads.....	25,000 00	75,000 00	50,000 00
		185,000 00	320,000 00	135,000 00

XXXIV—DOMINION LANDS AND PARKS.

Amount to be voted. \$ 2,531,645 00.

No. of Vote.	Service.	1918-19.	1917-18.	Compared with Estimates of 1917-18.	
				Increase.	Decrease.
		\$ cts.	\$ cts.	\$ cts.	\$ cts.
	Salaries of the Outside Service.	440,000 00	485,000 00	45,000 00
	Contingencies, advertising, etc.	220,000 00	270,000 00	50,000 00
	Surveys, examination of survey returns, printing of plans, etc.	496,300 00	776,300 00	280,000 00
	Amount required to pay the fees of the Board of Examiners for D. L. Surveyors of the Secretary, and of the Sub-examiners, and for stationery, printing, rent of rooms and furniture, etc. (The fees of Messrs. E. Deville, Otto J. Klotz and W. M. Tobey, members of the Board, and J. A. Côté, Secretary, are to be paid out of this sum.).	2,400 00	2,400 00		
	To assist in publishing the transactions of the Association of Dominion Land Surveyors.	125 00	125 00		
	Protection of Timber in Manitoba, Saskatchewan, Alberta, the N.W.T., and the Railway Belt in B.C.; tree culture in Manitoba, Saskatchewan, Alberta, and inspection and management of Forest Reserves	650,000 00	650,000 00		
	Grant to Canadian Forestry Association	3,000 00	3,000 00		
254	To pay expenses connected with Water Power investigations and reports in Manitoba, Saskatchewan, Alberta, and the Railway Belt in B.C.	144,000 00	159,000 00	15,000 00
	For surveys and works under the Irrigation Act, etc., including \$400 for P. Marchand as auditor of disbursements made by Companies acquiring lands under the Irrigation system.	169,000 00	174,000 00	5,000 00
	Grant to Western Canada Irrigation Association	500 00	500 00		
	Grant to Cypress Hills Water Users' Association	250 00	250 00		
	Canadian National Parks.	300,000 00	300,000 00		
	Administration of the North West Game Act, and the Migratory Bird Act.	18,000 00	10,000 00	8,000 00	
	Engraving, lithographing, printing and preparation of maps, plans and kindred publications of the Dominion, including necessary materials for same.	74,375 00	66,100 00	8,275 00	
	Costs of litigation and legal expenses.	11,000 00	11,000 00		
	Ordinance Lands, salaries and expenses. . . .	1,695 00	1,720 00	25 00
	Grant to Alpine Club of Canada.	1,000 00	1,000 00		
	Appropriations not required for 1918-19.	5,000 00	5,000 00
		2,531,645 00	2,915,395 00	383,750 00

SESSIONAL PAPER No. 3

XXXV—SOLDIERS' LAND SETTLEMENT.

Amount to be voted.....\$2,916,000 00.

No. of Vote.	Details.	1918-19.	1917-18.	Compared with Estimates of 1917-18.	
				Increase.	Decrease.
		\$ cts.	\$ cts.	\$ cts.	\$ cts.
255 {	Salaries of Board of Commissioners	16,000 00	16,000 00		
	Advance to soldiers settling upon the land and cost of administering the <i>Soldier Settlement</i> <i>Act, 1917</i> , including clerical assistance.....	2,900,000 00	2,500,000 00	400,000 00	
		2,916,000 00	2,516,000 00	400,000 00	

XXXVI—MISCELLANEOUS.

Amount to be voted.....\$6,290,531 19.

No. of Vote.	Details.	1918-19.	1917-18.	Compared with Estimates of 1917-18.	
				Increase.	Decrease.
		\$ cts.	\$ cts.	\$ cts.	\$ cts.
256	<i>Canada Gazette</i>	31,000 00	21,000 00	10,000 00	
257	Printing Bureau— Plant, repair and renewals.	10,000 00	7,000 00	3,000 00	
258	Printing Bureau— Plant— New.....	40,000 00	50,000 00	10,000 00
259	Distribution of Parliamentary documents and other Government Publications	45,000 00	45,000 00		
260	Miscellaneous printing	100,000 00	100,000 00		
261	Contribution towards publication of Inter- national Catalogue of Scientific Literature..	585 00	585 00		
262	Expenses under the Canada Temperance Act.	1,000 00	10,000 00	9,000 00
263	Expenses under the Naturalization Acts.....	5,000 00	11,000 00	6,000 00
264	Unforeseen expenses, expenditure thereof to be under Order in Council, and a detailed statement to be laid before Parliament within fifteen days of next session..	40,000 00	40,000 00		
265	Grant to the Interparliamentary Union for Peace	200 00	200 00		
266	For supply of Canadian publications to Library of High Commissioner's Office.....	1,000 00	1,000 00		
267	To provide for purchase of 650 copies of the Parliamentary Guide.....	1,950 00	1,200 00	750 00	
268	Special allowance to Sir Charles Fitzpatrick, to cover expenses when attending the sittings of the Judicial Committee of the Privy Council	2,500 00	2,500 00		
269	Special allowance to the Chief Justice of the Supreme Court of Canada, to cover travel- ling and other expenses in connection with his services while acting as Deputy to His Excellency the Governor General.....	5,000 00	5,000 00		
	Carried forward.....	283,235 00	294,485 00	13,750 00	25,000 00

XXXVI—MISCELLANEOUS—Continued.

No. of Vote.	Details.	1918-19.	1917-18.	Compared with Estimates of 1917-18.	
				Increase.	Decrease.
		\$ cts.	\$ cts.	\$ cts.	\$ cts.
	Brought forward.....	283,235 00	294,485 00	13,750 00	25,000 00
270	Public Archives, including an amount of \$5,046.19 to pay Printing Bureau for printing Public Documents authorized under Vote No. 314, 1916-17, and for printing Pioneer Legislation.....	65,046 19	60,000 00	5,046 19	
271	To provide for the expenses of the Conservation Commission, including \$750 for C. Gordon Hewitt, as Special Adviser respecting Conservation of Game and Wild Life.....	84,000 00	84,000 00		
272	Expenses of litigated matters connected within the Department of Justice.....	13,000 00	13,000 00		
273	Annual contribution to the Canadian Law Library, London, England. . .	500 00	500 00		
274	Consolidation and publication of Reports, Orders in Council and correspondence upon Provincial Legislation since 1905 (Revote.)	500 00	500 00		
275	Expenses under the Pecuniary Claims Convention with the United States (Revote)	5,000 00	5,000 00		
276	Grant to Chief Constables' Association of Canada.....	500 00	500 00		
277	Cost of proceedings before the International Joint Commission.....	5,000 00	5,000 00		
278	To assist in suppression of the White Slave Traffic.....	2,500 00	2,500 00		
279	Amount required to pay Consular offices abroad for services	300 00	500 00		200 00
280	Salaries and expenses of the Paris Agency	28,000 00	28,000 00		
281	Allowance to Mr. W. J. Stewart, Chief Hydrographer, for services performed under Order in Council of the 19th October, 1912, in relation to questions under consideration by the International Joint Commission, during the year 1918-19. . .	1,000 00	1,000 00		
282	Amount required to meet expenses of the Technical Board appointed to consider questions relating to the level of the Lake of the Woods.....	6,000 00	8,000 00		2,000 00
283	Grant to the National Battlefields Commission:—				
	(a) For expenses of administration....	5,500 00	5,500 00		
	(b) For maintenance of the National Battlefields Park.....	30,000 00	46,200 00		16,200 00
284	(c) For maintenance of Martello Tower	450 00	400 00	50 00	
	Contribution to McGill University towards the maintenance of a Regional Bureau for Canada, for the International Catalogue of Scientific Literature....	2,000 00	2,000 00		
285	Canadian Press Limited—Towards expenses of a National News Service	50,000 00	50,000 00		
286	Canadian Associated Press.	8,000 00	8,000 00		3,000 00
287	To provide for the administration of the <i>Business Profits War Tax Act, 1916</i> , and the <i>Income War Tax Act, 1917</i> : Appointments for the purpose may be made without reference to the provisions of the Civil Service Act.....	600,000 00	500,000 00	100,000 00	
	Carried forward	1,190,531 19	1,115,085 00	118,846 19	43,400 00

SESSIONAL PAPER No. 3

XXXVI—MISCELLANEOUS—*Concluded.*

No. of Vote	Details.	1918-19.	1917-18.	Compared with Estimates of 1917-18.	
				Increase.	Decrease.
		\$ cts.	\$ cts.	\$ cts.	\$ cts.
	Brought forward	1,190,531 19	1,115,085 00	118,846 19	43,400 00
288	Marine Department—Amount required to pay compassionate allowances to the widows, or fathers, or mothers, or dependents of the Captain and members of the crew of the C. G. S. "Simcoe" who lost their lives when that vessel foundered in the Gulf of St. Lawrence 7th December, 1917	61,500 00	61,500 00
289	Grant to assist the Canadian Association for the Prevention of Tuberculosis . . .	10,000 00	10,000 00		
290	Grant to the Canadian Handicraft Guild .	2,000 00	2,000 00		
291	Grant to assist the Canadian Branch of the St. John Ambulance Association . .	5,000 00	5,000 00		
292	Grant to the Victorian Order of Nurses .	5,000 00	5,000 00		
293	Grant in aid of the Canadian General Council of the Boy Scouts Association . .	5,000 00	5,000 00		
294	Contribution to aid in carrying on the work of the Astronomical Society	2,000 00	2,000 00		
295	Grant to the Royal Society of Canada . .	4,000 00	4,000 00		
296	Royal Academy of Arts	2,500 00	2,500 00		
297	Grant to the Canadian Mining Institute .	3,000 00	5,000 00		
298	Halifax Relief	5,000,000 00	5,000,000 00
	<i>Appropriations not required for 1918-19 . .</i>	34,250 00	34,250 00
		6,290,531 19	1,187,835 00	5,102,696 19
	AUTHORIZED BY STATUTE.				
	Ottawa Improvement Commission, 9-10, Edw. VII., Cap. 45	100,000 00	100,000 00		
	Corporation of the City of Ottawa, 9-10, Edw. VII., Cap. 45	15,000 00	15,000 00		
	Royal Mint, 3-4, Geo. V., Cap. 31.	110,000 00	110,000 00		
	Pacific Cable, 62 63, Vic., Cap. 3; 1, Edw. VII., Cap. 5—Probable amount required	40,000 00	40,000 00		
		265,000 00	265,000 00		
	SUMMARY.				
	To be voted	6,290,531 19	1,187,835 00	5,102,696 19
	Authorized by Statute	265,000 00	265,000 00
		6,555,531 19	1,452,835 00	5,102,696 19

XXXVII—CUSTOMS.

Amount to be voted\$4,565,000 00

No. of Vote.	Details.	1918-19.	1917-18.	Compared with Estimates of 1917-18.	
				Increase.	Decrease.
		\$ cts.	\$ cts.	\$ cts.	\$ cts.
299	Salaries and contingent expenses of the several ports in the Dominion, including pay for overtime of officers, notwithstanding anything in the Civil Service Act, and temporary Customs buildings and rentals.	3,890,000 00	3,890,000 00
	Salaries and travelling expenses of Inspectors of ports and of other officers on inspection and preventive service, including salaries and expenses in connection with the Board of Customs	410,000 00	385,000 00	25,000 00
	Miscellaneous— Printing and stationery, subscriptions to commercial papers, flags, dating stamps, locks, instruments, etc., for various ports of entry, express charges on samples, stationery and forms, legal expenses, premiums on guarantee bonds, and uniforms for Customs Officers.. . . .	180,000 00	180,000 00
	To provide for expenses of maintenance of revenue cruisers and for preventive service.....	75,000 00	100,000 00	25,000 00
	Amounts to be paid to Department of Justice to be disbursed by and accounted for to it, for secret preventive service.....	10,000 00	10,000 00
		4,565,000 00	4,565,000 00

SESSIONAL PAPER No. 3

XXXVIII—EXCISE.

Amount to be voted.....\$1,523,768.25.

No. of Vote.	Details.	1918-19.	1917-18.	Compared with Estimates of 1917-18.	
				Increase.	Decrease.
		\$ cts.	\$ cts.	\$ cts.	\$ cts.
300	Salaries of officers and inspectors of Excise, and to provide for increase depending on the result of Excise examinations.....	550,768 25	606,318 75		55,550 50
	For extra duty-pay at large distilleries and other factories.....	16,000 00	16,000 00		
	Duty-pay to officers serving longer hours at other than special survey.....	2,000 00	2,000 00		
	Preventive service- Contingencies.....	18,000 00	18,000 00		
	Preventive service—Salaries.....	130,000 00	155,000 00		25,000 00
	Travelling expenses, rent, fuel, stationery, etc. To provide for stamps, stationery, salaries, etc., in connection with War Tax.....	90,000 00	90,000 00		
	Stamps for imported and Canadian tobacco...	75,000 00	125,900 00		50,000 00
	To pay collectors of Customs for duty collected by them.....	125,000 00	130,000 00		5,000 00
	Provisional allowance of not more than \$150 each to officers in Manitoba and west ...	5,000 00	5,000 00		
	To enable the Department to supply methylated spirits to manufacturers, the cost of which will be recouped by the manufacturers to whom it is supplied and to pay rent, fuel, power, freight, salaries, etc....	12,000 00	12,000 00		
		500,000 00	500,000 00		
		1,523,768 25	1,659,318 75		135,550 50

8 GEORGE V, A. 1918

XXXIX—WEIGHTS AND MEASURES, GAS AND ELECTRIC LIGHT INSPECTION.

Amount to be voted.....\$394,510 00

No. of Vote.	Details.	1918-19.	1917-18.	Compared with Estimates of 1917-18.	
				Increase.	Decrease.
		\$ cts.	\$ cts.	\$ cts.	\$ cts.
301	Salaries of inspectors and assistant inspectors of Weights and Measures.....	155,910 00	170,256 00	14,340 00
	Rent, fuel, travelling expenses, postage, stationery, &c., for Weights and Measures ..	90,000 00	88,000 00	2,000 00	
	Provisional allowance of not more than \$150 each to officers in Manitoba and west for Weights and Measures	7,000 00	6,000 00	1,000 00	
	Salaries of inspectors and assistant inspectors of gas and electricity	85,000 00	93,500 00	8,500 00
	Rent, fuel, travelling expenses for gas and electricity inspection and the purchase and repairs of instruments.....	50,000 00	59,000 00	9,000 00
	Provisional allowance of not more than \$150 each to officers in Manitoba and west for gas and electric light.....	4,000 00	4,000 00		
	Export of electric power.....	1,000 00	1,000 00		
	The International Bureau of Weights and Measures	1,200 00	1,200 00		
	The International Electro Technical Commission.....	400 00	400 00		
		394,510 00	423,350 00	28,840 00

XL—ADULTERATION OF FOOD, ETC.

Amount to be voted.....\$53,500 00

No. of Vote.	Details.	1918-19.	1917-18.	Compared with Estimates of 1917-18.	
				Increase.	Decrease.
		\$ cts.	\$ cts.	\$ cts.	\$ cts.
302	Adulteration of food and the administration of the Act respecting fertilizers, fraudulent marking and commercial feeding stuffs... ..	50,000 00	40,000 00	10,000 00	
	Proprietary or Patent Medicines.	3,000 00	2,000 00	1,000 00	
	Minor revenue expenditure.....	500 00	500 00		
		53,500 00	42,500 00	11,000 00	

SESSIONAL PAPER No. 3

XLI—RAILWAYS AND CANALS—CHARGEABLE TO COLLECTION OF REVENUE.

Amount to be voted.....\$1,648,500 00

No. of Vote.	Details.	Revote.	Amount.	
			1918-19.	1917-18.
		\$ cts.	\$ cts.	\$ cts.
	CANALS.			
303	Staff and repairs.....		1,600,000 00	1,440,000 00
	Statistical officers.....		42,500 00	42,500 00
			1,642,500 00	1,482,500 00
	MISCELLANEOUS.			
	<i>Canadian Government Railways.</i>			
304	Compassionate allowance to the widow of the late Harold E. Robeson, who died from fatal injuries received in Mulgrave Yard on November 4, 1916.....		2,000 00	
	Compassionate allowance to the widow of the late Gordon H. Doak, brakeman, who died from injuries received while shunting in Newcastle Yard on February 24, 1917.....		2,000 00	
	CANALS.			
305	Compassionate allowance to the widow of the late Robert Wiggins, who was accidentally electrocuted while in discharge of his duties as Bridgmaster, on the Bascule Bridge, over the Lachine Canal, on July 16, 1917.....		2,000 00	
	<i>Various.</i>			
	<i>Appropriations not required for 1918-19.....</i>			17,100 00
			6,000 00	17,000 00
	SUMMARY.			
	Canals.....		1,642,500 00	1,482,500 00
	Miscellaneous.....		6,000 00	17,100 00
			1,648,500 00	1,499,600 00

NOTE.—*Canadian Government Railways—Working expenses—Amount voted for 1917-18—
Now otherwise provided for..... \$25,000,000.00*

8 GEORGE V, A. 1918

XLII—PUBLIC WORKS—CHARGEABLE TO COLLECTION OF REVENUE.

Amount to be voted.....\$935,900 00

No. of Vote.	Details.	1918-19.		1917-18.		Compared with Estimates of 1917-18.	
						Increase.	Decrease.
		\$	cts.	\$	cts.	\$	cts.
306	SLIDES AND BOOMS, GRAVING DOCKS, LOCKS AND DAMS, ETC., WORKING EXPENSES, ETC.						
	Slides and booms..... (a)	53,900	00	53,900	00		
	Graving docks..... (b)	68,300	00	47,800	00	20,500	00
	Harbour and river works, etc..... (c)	40,700	00	46,200	00		5,500 00
	Collection of Public Works Revenues.....	7,000	00	7,000	00		
		169,900	00	154,900	00	15,000	00
	(a) <i>Slides and Booms.</i>						
	To provide for paying the Upper Ottawa Improvement Company's yearly allowance for logs passed through Chenaux Boom....	1,800	00	1,800	00		
	Gatineau River—Annual allowance for the use of Messrs. Gilmour & Hughson's booms at Cascades.....	600	00	600	00		
	Ottawa District—Slides and booms, etc....	43,500	00	43,500	00		
	Saguenay District—Booms, piers, etc.....	8,000	00	8,000	00		
		53,900	00	53,900	00		
	(b) <i>Graving Docks.</i>						
	Champlain Graving Dock.....	20,000	00			20,000	00
	Levis Graving Dock.....	27,300	00	26,800	00	500	00
	Esquimalt Graving Dock.....	21,000	00	21,000	00		
307		68,300	00	47,800	00	20,500	00
	(c) <i>Harbour and River Works, etc.</i>						
	Burlington Channel Bridge.....	5,800	00	5,800	00		
	Montreal River—Dam at Latchford.....	3,000	00	3,000	00		
	River Yamaska lock and dam.....	2,500	00	2,500	00		
	Rivière du Lièvre lock and dam.....	3,500	00	7,700	00		4,200 00
	St. Andrew's Rapids lock and dam, Red River Manitoba.....	20,700	00	22,000	00		1,300 00
	Selkirk, Man.—Repair slip.....	5,200	00	5,200	00		
		40,700	00	46,200	00		5,500 00
	TELEGRAPH AND TELEPHONE LINES.						
	Prince Edward Island and mainland.....	7,600	00	21,000	00		14,000 00
	Land and cable telegraph lines, Lower St. Lawrence and Maritime Provinces, including working expenses of vessels required for cable service.....	202,000	00	202,000	00		
	Saskatchewan.....	58,000	00	58,000	00		
	Alberta.....	79,000	00	79,000	00		
	British Columbia—Mainland.....	60,000	00	50,200	00	800	00
	British Columbia—Vancouver Island District.....	100,000	00	98,600	00	1,400	00
	Yukon System (Ashcroft-Drawson).....	250,000	00	256,500	00		6,500 00
	Telegraph and Telephone service generally.....	10,000	00	10,000	00		
		766,000	00	784,300	00		18,300 00
	Various.						
	Appropriations not required for 1918-19.....			7,500	00		7,500 00
	RECAPITULATION.						
	Slides and booms, etc.....	169,900	00	154,900	00	15,000	00
	Telegraph and telephone lines.....	766,000	00	784,300	00		18,300 00
	Various—not required for 1918-19.....			7,500	00		7,500 00
		935,900	00	946,700	00		10,800 00

SESSIONAL PAPER No. 3

XLIII—POST OFFICE—OUTSIDE SERVICE.

Amount to be voted.....\$19,116,260 75

No. of vote.	Details.	1918-19.	1917-18.	Compared with. Estimates of 1917-18.	
				Increase.	Decrease.
	<i>Outside Service.</i>	\$ cts.	\$ cts.	\$ cts.	\$ cts.
308 {	Salaries and allowances.....	9,843,085 25	9,532,064 25	311,021 00	
	Mail service.....	8,234,337 50	8,384,337 50		150,000 00
	Miscellaneous.....	843,838 00	843,838 00		
	Yukon Territory.....	195,000 00	195,000 00		
	<i>Appropriation not required for 1918-19.....</i>		356 27		356 27
		19,116,260 75	18,955,596 02	160,664 73	

XLIII—POST OFFICE—OUTSIDE SERVICE—*Continued*

Details.	1918-19.	1917-18.	Compared with Estimates of 1917-18.	
			Increase.	Decrease.
POST OFFICES.	\$ cts.	\$ cts.	\$ cts.	\$ cts.
<i>Salaries.</i>				
Chief Post Office—Superintendents	7,500 00	7,500 00		
Supervisors, Parcel Post System	5,800 00	5,800 00		
Charlottetown	31,144 50	30,788 00	356 50	
Halifax	103,155 00	101,148 50	2,006 50	
Sydney	10,016 00	10,016 00		
Amherst	8,451 00	8,451 00		
Moncton	8,372 75	8,294 50	78 25	
St. John	107,320 75	103,918 50	3,402 25	
Fredericton	22,173 00	21,512 00	661 00	
Quebec	258,950 50	255,172 50	3,778 00	
Sherbrooke	30,950 25	30,772 00	178 25	
Trois Rivières	12,834 75	12,854 75		
St. Hyacinthe	4,795 00	4,716 75	78 25	
Montreal	1,252,801 50	1,213,830 00	38,971 50	
Hull	6,260 00	6,260 00		
Ottawa	292,160 50	278,904 00	13,256 50	
Brockville	8,451 00	8,451 00		
Kingston	46,258 00	45,979 75	278 25	
Belleville	10,329 00	10,329 00		
Peterborough	31,484 75	31,284 75	200 00	
Toronto	1,142,405 25	1,093,103 25	49,302 00	
Galt	10,329 00	10,329 00		
Niagara Falls	12,207 00	12,128 75	78 25	
Guelph	31,024 00	30,424 00	600 00	
St. Catharines	14,476 25	13,146 00	1,330 25	
Hamilton	194,987 25	189,839 75	5,147 50	
Brantford	45,262 25	42,579 75	2,682 50	
Kitchener	29,337 00	25,850 25	3,486 75	
Stratford	13,146 00	13,146 00		
London	139,351 50	134,390 50	4,961 00	
St. Thomas	11,268 00	11,268 00		
Sarnia	12,128 75	12,128 75		
Chatham	11,189 75	11,111 50	78 25	
Windsor	39,415 25	38,365 25	1,050 00	
Owen Sound	12,959 50	12,989 50		
Sault Ste. Marie	10,955 00	10,955 00		
Port Arthur	15,024 00	14,711 00	313 00	
Fort William	19,719 00	19,719 00		
Winnipeg	397,714 75	392,914 75	4,800 00	
Brandon	36,824 00	36,424 00	400 00	
Regina	116,116 25	102,585 75	13,530 50	
Moose Jaw	57,222 75	55,522 75	1,700 00	
Saskatoon	71,338 00	67,438 00	3,900 00	
Prince Albert	10,172 50	10,094 25	78 25	
Medicine Hat	11,033 25	10,955 00	78 25	
Edmonton	153,768 25	152,090 00	1,678 25	
Strathcona	15,806 50	15,571 75	234 75	
Calgary	171,433 50	169,033 50	2,400 00	
Lethbridge	12,207 00	12,207 00		
New Westminster	32,906 75	32,406 75	500 00	
Vancouver	297,817 25	294,317 25	3,500 00	
Victoria	116,310 75	113,910 75	2,400 00	
Money Order Exchange Office	126,928 00	112,228 00	14,700 00	
Shawenegan Falls	3,521 25		3,521 25	
Provisional allowance	947,600 00	947,600 00		
Temporary assistance	290,000 00	290,000 00		
To provide for the appointment and payment of letter carriers in cities and towns where letter carrier delivery may be established...	15,504 00	15,504 00		
	6,908,667 75	6,722,971 75	185,696 00	

SESSIONAL PAPER No. 3

XLIII—POST OFFICE—OUTSIDE SERVICE—*Continued.*

Details.	1918-19.	1917-18.	Compared with Estimates of 1917-18.	
			Increase.	Decrease.
<i>Post Office Inspectors' Offices.</i>	\$ cts.	\$ cts.	\$ cts.	\$ cts.
Prince Edward Island.....	7,060 00	6,700 00	300 00	
Nova Scotia	25,000 00	24,400 00	600 00	
New Brunswick.. . . .	21,539 00	22,139 00		600 00
Quebec	49,478 00	49,278 00	200 00	
Sherbrooke	13,378 00	13,178 00	200 00	
Montreal.....	75,478 00	71,960 00	3,517 50	
Ottawa.....	52,578 00	42,199 75	10,378 25	
Kingston	19,439 00	18,639 00	800 00	
Toronto	46,478 00	44,978 00	1,500 00	
London.....	30,899 75	30,321 50	578 25	
North Bay.....	12,900 00	12,500 00	400 00	
Winnipeg.....	31,339 00	30,989 00	350 00	
Moose Jaw.....	27,500 00	24,100 00	3,400 00	
Saskatoon	20,439 00	20,139 00	300 00	
Calgary	23,739 00	23,639 00	100 00	
Edmonton	30,839 00	29,839 00	1,000 00	
Vancouver.....	23,139 00	24,139 00		1,000 00
Victoria.....	19,246 00	18,916 00	300 00	
North Battleford.....	7,506 00	7,500 00		
Provisional Allowance.....	55,428 00	55,428 00		
Temporary clerical and other assistance .. .	11,000 00	11,000 00		
	604,336 75	582,012 75	22,324 00	
<i>Railway Mail Service—Salaries.</i>				
Salaries.....	1,615,281 75	1,512,280 75	103,001 00	
Provisional allowance	308,200 00	308,200 00		
Mileage allowance	370,599 00	370,599 00		
For temporary assistance.....	36,000 00	36,000 00		
	2,350,080 75	2,227,079 75	103,001 00	

XLIII—POST OFFICE—OUTSIDE SERVICE—*Concluded.*

No. of Vote.	Details.	1918-19.	1917-18.	Compared with Estimates 1917-18.	
				Increase.	Decrease.
		\$ cts.	\$ cts.	\$ cts.	\$ cts.
	Total—Post Offices.....	6,908,667 75	6,722,971 75	185,696 00	
	Total—Post Office Inspectors' Offices.....	604,336 75	582,012 75	22,324 00	
	Total—Railway Mail Service.....	2,330,080 75	2,227,079 75	103,001 00	
	<i>Appropriations not required for 1918-19.</i>		356 27		356 27
	<i>Mail Service.</i>	9,843,085 25	9,532,420 52	310,664 73	
	Mail service by railway.....	3,519,932 00	3,519,932 00		
	Mail service by steamboat	181,152 50	181,152 50		
	Mail service by ordinary land conveyance, in- cluding Rural Mail Delivery.....	4,235,000 00	4,235,000 00		
	Supply and repair of mail bags.....	253,000 00	255,000 00		
	For appointment and payment of master mechanics, mechanics and chauffeurs to be employed in connection with the motor car service at City Post Offices, the master mechanics to be paid not less than \$4.00 nor more than \$5.00 a day; mechanics to be paid not less than \$3.00 nor more than \$4.00 a day and the chauffeurs not less than \$2.50 nor more than \$3.50 a day.....	43,253 00	43,253 00		
	<i>Appropriations not required for 1918-19.</i>		150,000 00		150,000 00
	<i>Miscellaneous Expenditure</i>	8,234,337 50	8,384,337 50		150,000 00
	For commission to Postmasters in savings bank and annuities business.....	27,500 00	27,500 00		
	For travelling charges and expenses of Inspec- tors and other officers on duty	40,000 00	40,000 00		
	For stationery, printing and advertising.....	200,000 00	200,000 00		
	For manufacturing of postage stamps, post- cards, envelopes, postbands, etc.....	160,000 00	160,000 00		
	For hand stamps, scales and weights for Post Offices, and for other miscellaneous items of Post Office charges and equipment.....	400,000 00	400,000 00		
	To provide for expenses of administering the Act respecting Annuities for Old Age	15,000 00	15,000 00		
	To provide for a telegraphic news service for the Magdalen Islands during the winter months.....	338 00	338 00		
	The salary of Mr. Alexander Lang as represen- tative of the Canadian Government on the Pacific Cable Board at the rate of \$1,000 a year.....	1,000 00	1,000 00		
		843,838 00	843,838 00		

SESSIONAL PAPER No. 3

XLIV—TRADE AND COMMERCE.

Amount to be voted..... \$1,712,595 33.

No of Vote.	Details.	1918-19.	1917-18.	Compared with Estimates of 1917-18.	
				Increase.	Decrease.
		\$ cts.	\$ cts.	\$ cts.	\$ cts.
309	Canada's proportion of expenditure in connection with International Customs Tariffs Bureau.....	662 00	662 00		
310	Trade Commissioners and Commercial Agents, including Expenses in connection with negotiations of treaties or in extension of commercial relations: miscellaneous advertising and printing, or other expenditure connected with the extension of Canadian trade.....	160,000 00	160,000 00		
311	Bounties on lead and crude petroleum. To cover expenditure in connection with the administration of the Acts.	4,000 00	5,000 00		1,000 00
312	Salaries, rents, wages and contingencies under the Canada Grain Act.....	1,050,000 00	925,000 00	125,000 00	
313	Salaries and contingencies under the Inspection and Sale Act.....	3,000 00	3,000 00		
314	Salaries and contingencies under the Cullers Act, including an amount of \$1,200 for superannuated Cullers.....	7,500 00	8,500 00		1,000 00
315	To provide for the construction, acquisition, leasing or expropriation of terminal elevators.....	50,000 00	810,000 00		760,000 00
316	Census and Statistics	100,000 00	100,000 00		
317	Canada Year Book.....	13,500 00	13,500 00		
318	Dominions Royal Commission.....	5,000 00	10,000 00		5,000 00
319	Gold and Silver Marking Act.....	4,000 00	4,000 00		
320	West India Cable.....	38,933 33	38,933 33		
321	Supervision Lake and Ocean Freight Rates....	6,000 00	6,000 00		
322	To provide for the development and extension of Canadian Trade.....	150,000 00	150,000 00		
323	Bureau of Industrial and Scientific Research:— Salaries and expenses, including printing and stationery, and the collection and distribution of information, and for Studentships, Fellowships, Special Problems and Forestry Studies.....	120,000 00	91,600 00	28,400 00	
	<i>Appropriations not required for 1918-19.....</i>		4,000 00		4,000 00
		1,712,595 33	2,330,195 33		617,600 00

SUPPLEMENTARY ESTIMATES

FOR THE FISCAL YEAR ENDED MARCH 31, 1918.

No. of Vote.	Service.	\$ cts.	\$ cts.	\$ cts.
CIVIL GOVERNMENT.				
324	<i>Privy Council Office—</i> Contingencies—Further amount required		1,000 00	
325	<i>Department of Militia and Defence—</i> To provide for salary of Chief Accountant at \$3,500 per annum from February 1, 1918.....	116 66		
	To provide for a clerkship in First Division, Subdivision A from February 1, 1918.....	466 66		
	To provide for the promotion of two clerks to Second Division, Subdivision B at \$1,250 each....	2,500 00		
			3,083 32	
326	<i>Department of Immigration and Colonization—</i> To provide for the salary of the Private Secretary from October 12, 1917, at the rate of \$2,500 per annum..	1,176 06		
	To provide for allowance to Private Secretary from October 12, 1917, at the rate of \$600 per annum....	282 26		
	Contingencies— Printing and stationery.....	148 80		
	Travelling expenses.....	2,343 39		
	Sundries.....	507 81		
			4,458 32	
327	<i>Post Office Department—</i> Contingencies— Sundries—Further amount required.....		500 00	
328	<i>Department of External Affairs—</i> To pay for services of an additional Private Secretary to the Secretary of State for External Affairs from November 9, 1917, at the rate of \$600 per annum ..		236 66	
329	<i>Department of Public Archives—</i> Printing and Stationery—Further amount required....		9,500 00	
330	<i>Civil Service Commission—</i> To pay Chairman of the Civil Service Commission, at the rate of \$6,000 per annum, from October 15, 1917—Further amount required.....		462 39	19,240 69
DOMINION POLICE.				
331	Further amount required			11,000 00
	Carried forward.....			30,240 69

SUPPLEMENTARY ESTIMATES FOR THE FISCAL YEAR ENDED MARCH 31, 1918.

No. of Vote.	Service.	\$	cts.	\$	cts.	\$	cts.
	Brought forward.....					30,240	69
	LEGISLATION.						
	SENATE.						
332	To hereby promote E. E. Berube to Second Division, Sub-division B, at \$1,400 per annum, from September 1, 1917.			87	50		
	HOUSE OF COMMONS.						
333	Publishing Debates—Further amount required.....			40,000	00		
	GENERAL.						
334	Contingent expenses in connection with the Voters' Lists— Further amount required..... To pay travelling and living expenses of scrutineers under Military Voter's Act, 1917, at the rate of \$25 per diem, for living expenses, and additionally, their actual travelling expenses while acting as such during the general elections of 1917, and during or at subsequent re-counts.....	6,400	00				
		20,000	00	26,400	00		
	ARTS AND AGRICULTURE.					66,487	
335	For the purchase of seed peas and beans—Governor General's Warrant (Nov. 29, 1917).....			500,000	00		
336	For the purchase of feed oats—Governor General's Warrant, (Dec. 8, 1917).....			500,000	00		
337	For the purchase of seed and feed grain—Governor General's Warrant (Jan. 17, 1918).....			1,000,000	00		
338	For the purchase of screenings, mill feed and corn—Governor General's Warrant (Jan. 24, 1918).....			300,000	00		
339	For the purchase of oil cake and other stock food—Governor General's Warrant (Feb. 1, 1918).....			300,000	00		
340	For the purchase of seed grain and feed oats—Governor General's Warrant (Mar. 8, 1918).....			700,000	00	3,300,000	00
	IMMIGRATION AND COLONIZATION.						
341	Seed grain and other relief to settlers on unpatented lands in the provinces of Saskatchewan and Alberta—Including Governor General's Warrant (Feb. 26, 1918) \$100,000.....					600,000	00
	MILITIA AND DEFENCE.						
342	Cadet Services— Further amount required			15,000	00		
343	Gratuities— To provide an additional amount for pension to Mr. Ronald Morrison, from Nov. 1, 1914, to March 31, 1918 at \$330 per annum, less \$500, provided in a previous Supply Bill..... To provide for payment of pension to Mr. Walter Pettipas from June 2, 1916, to March 31, 1918, at \$515.90 per annum..... To provide for a gratuity to the family of the late Professor J. M. Lanos, formerly Professor of French at the Royal Military College..... To provide for a gratuity to Mr. Robert Cochran, late Caretaker, St. Mary's Rifle Range.....	618	40	943	46	3,307	50
		672	06	5,541	42	20,541	42
	Carried forward.....					4,017,269	6

SESSIONAL PAPER No. 4

SUPPLEMENTARY ESTIMATES FOR THE FISCAL YEAR ENDED MARCH 31, 1918.

No. of Vote.	Service.	\$ cts.	\$ cts.	\$ cts.
	Brought forward.....			4,017,269 61
	PUBLIC WORKS—CHARGEABLE TO INCOME.			
	PUBLIC BUILDINGS.			
	Quebec.			
344	Roberval public building—Drain, etc.—Further amount required		900 00	
	Manitoba.			
345	Brandon Experimental Farm--To replace buildings destroyed by fire, including interest at 5% on amount due contractor—Further amount required		14,900 00	
	RENTS, REPAIRS, FURNITURE, HEATING, ETC.			
346	Ottawa Public Buildings—Telephone service—Further amount required.....		7,000 00	
	HARBOURS AND RIVERS.			
	Quebec.			
347	Laprairie—Protection works—Governor General's Warrant (Dec. 17, 1917).....		68,750 54	91,550 54
	LABOUR.			
348	Industrial Disputes Investigation Act—Further amount required.....			5,000 00
	MISCELLANEOUS.			
349	Canada Gazette—Further amount required		18,000 00	
350	Distribution of Parliamentary Documents and other Government Publications—Further amount required		20,000 00	
351	Miscellaneous printing—Further amount required		75,000 00	
352	Halifax relief—Two Governor General's Warrants for \$500,000 each issued Dec. 8 and 11, 1917, respectively		1,000,000 00	
353	Coal Mine explosion—Relief of sufferers—Governor General's Warrant, Feb. 23, 1918 : New Waterford \$10,000, Stellarton \$15,000		25,000 00	
354	Allowance to J. B. Challies, a member and secretary of the Lake of the Woods Technical Board for services rendered since March 1914.....		500 00	1,138,500 00
	EXCISE.			
355	Travelling expenses, rent, fuel, stationery, etc.—Further amount required.....			10,000 00
	ADULTERATION OF FOOD, ETC.			
356	Adulteration of food, and the administration of the Act respecting fertilizers, fraudulent marking, and commercial feeding stuffs.—Further amount required			5,000 00
	Carried forward.....			5,267,320 15

8 GEORGE V, A. 1918

SUPPLEMENTARY ESTIMATES FOR THE FISCAL YEAR ENDED MARCH 31, 1918.

No. of Vote.	Service.	\$	cts.	\$	cts.	\$	cts.
	Brought forward					5,267,320	15
	RAILWAYS AND CANALS—CHARGEABLE TO COLLECTION OF REVENUE.						
	CANADIAN GOVERNMENT RAILWAYS.						
357	Working expenses—Further amount required.....					8,500,000	00
	POST OFFICE—OUTSIDE SERVICE.						
	To provide for an increase in the salary of the Chief Post Office Superintendent, Toronto, to \$4,500, from Jan. 1, 1918.....			125	00		
	To provide for an increase in the salary of the Chief Post Office Superintendent, Montreal, to \$4,000 from Jan. 1, 1918.....			125	00		
	To provide for an increase in the salary of Mr. W. G. Milligan, Assistant Post Office Inspector, Toronto, to \$3,200, from Jan. 1, 1918.....			175	00		
	To provide for an increase in the salary of the Post Office Inspector, Ottawa, to \$3,300, from Jan. 1, 1918			75	00		
	To pay railway mail clerks for extra services at the Port of Quebec in checking incoming and outgoing British mails during the Summer season of navigation 1916-17.....			346	39		
358	To pay M. D. Fierheller, mail transfer agent, Vancouver District, for extra services in checking and handling Japanese Parcel Post mails for the United Kingdom between the 8th December, 1917, and the 20th March, 1918			41	62		
	To pay railway mail clerks for extra services at the Port of St. John, New Brunswick, in checking incoming and outgoing British mails during the Summer season of navigation, 1917-18.....			143	31		
	To provide for the payment of a provisional allowance to employees in the Province of Ontario (except at Sault Ste. Marie, Fort William and Port Arthur), in the Province of Quebec, and in the Maritime Provinces at the rate of \$100 a year each to those whose salaries are \$1,700 a year, and at the rate of \$80 a year each to those whose salaries are \$1,800 a year.....			6,700	00		
						7,731	32
	TRADE AND COMMERCE.						
359	Salaries, rents, wages and contingencies under the Canada Grain Act—Further amount required.....					80,000	00
	UNPROVIDED ITEMS, 1916-17.						
360	To cover unprovided items 1916-17, as per Auditor General's Report, part b, page 3, 1916-17.....					177,222	86
						14,032,274	33

SUMMARY.

Chargeable to Consolidated Fund.....	\$13,855,051 47
Unprovided Items 1916-17.....	177,222 86
Total.....	\$14,032,274 33

SUPPLEMENTARY ESTIMATES

FOR THE FISCAL YEAR ENDING MARCH 31, 1919.

No. of Vote.	Service.	\$ cts.	\$ cts.	\$ cts.
CHARGES OF MANAGEMENT.				
361	<i>Offices of the Assistant Receiver General—</i>			
	Salaries		10,000 00	
	Contingencies		500 00	
				10,500 00
CIVIL GOVERNMENT.				
362	<i>Privy Council Office—</i>			
	To provide an additional clerkship in First Division, Subdivision B—Omitted from Main Estimates.....		2,800 00	
<i>Department of Justice, including Penitentiary Branch—</i>				
	To provide for a clerkship in First Division, Subdivision A.....	2,800 00		
363	To increase the salary of the Private Secretary to the Minister to \$2,800.....	100 00		
<i>Dominion Police—</i>				
	To provide for a clerkship in Third Division, Subdivision A, in lieu of one clerkship in Third Division, Subdivision B	50 00		
			2,950 00	
<i>Department of the Secretary of State—</i>				
	To provide for one clerkship in First Division, Subdivision A, at \$2,900 per annum, in lieu of one clerkship in First Division, Subdivision B.....	100 00		
364	To provide for one clerkship in Second Division, Subdivision A.....	1,600 00		
	To provide for one clerkship in Second Division, Subdivision A, in lieu of one clerkship in Second Division, Subdivision B.....	250 00		
			1,950 00	
<i>Royal Northwest Mounted Police—</i>				
365	To provide for the appointment of two clerks in Second Division, Subdivision B—I at \$1,500; 1 at \$1,300, to take the place of two members of police force, who have enlisted for overseas.....		2,800 00	
366	<i>Department of Marine and Fisheries—</i>			
	To provide for one clerkship in Second Division, Subdivision B.....		1,300 00	
367	<i>Department of Mines—</i>			
	Contingencies—For expenses of a representation of the Dominion of Canada on the Advisory Body of the Imperial Mineral Resources Bureau, London, England.....		2,000 00	
368	<i>Post Office Department—</i>			
	To provide for five clerks in Third Division, Subdivision A.....		5,000 00	
	Carried forward		18,800 00	10,500 00

8 GEORGE V, A. 1918

SUPPLEMENTARY ESTIMATES FOR THE FISCAL YEAR ENDING MARCH 31, 1919.

No. of Vote.	Service.	\$ cts.	\$ cts.	\$ cts.
	Brought forward.....		18,800 00	10,500 00
	CIVIL GOVERNMENT—<i>Concluded.</i>			
369	<i>High Commissioner's Office, London—</i> To provide an additional amount for three clerks in Second Division, Subdivision A: 1 at \$2,050; 1 at \$2,000; 1 at \$1,850.....	300 00		
	To provide an additional amount for one messenger at \$600.....	50 00	350 00	
370	<i>Department of Insurance—</i> To provide for two clerks in Third Division, Subdivision B, at \$800 each.....	1,600 00		
	Contingencies—To cover increased cost of printing the Department's Reports.....	5,000 00	6,600 00	
371	<i>Civil Service Commission—</i> Contingencies— Amount required to pay temporary examiners, and to meet the cost of holding the different examinations required by law, and to provide clerical assistance—Further amount required.....		10,000 00	35,750 00
	ADMINISTRATION OF JUSTICE.			
	SUPREME COURT OF CANADA.			
372	To help defray expenses of publishing digest of Supreme Court Reports, Volumes 34 to 54.....		500 00	
	EXCHEQUER COURT OF CANADA.			
373	Publication of Reports by contract.....		2,000 00	2,500 00
	DOMINION POLICE.			
374	Retiring gratuity to Constable F. E. Wagar.....		981 42	
	Retiring gratuity to Constable D. Minnock.....		1,860 68	2,842 10
	LEGISLATION.			
	SENATE.			
375	To provide for payment of the full sessional indemnity to a Member of the Senate for days lost through absence caused by illness during the present session, notwithstanding anything to the contrary in chapter 10 of the Revised Statutes of Canada, <i>An Act respecting the Senate and House of Commons</i> , or any amendments thereto—Payment to be made as the Treasury Board may direct.....	2,500 00		
	To provide an amount for the Speaker of the Senate, in lieu of residence and attendants for the Session of 1918, at the rate of \$15 per diem.....	1,500 00	4,000 00	
	Carried forward.....		4,000 00	51,592 10

SESSIONAL PAPER No. 5

SUPPLEMENTARY ESTIMATES FOR THE FISCAL YEAR ENDING MARCH 31, 1919.

No. of Vote.	Service.	\$ cts.	\$ cts.	\$ cts.
	Brought forward.....		4,000 00	51,592 10
	LEGISLATION— <i>Concluded.</i>			
	HOUSE OF COMMONS.			
376 {	Contingencies—To provide payment of the full sessional indemnity of Members of the House of Commons—days lost through absence caused by illness, public business, protests or recounts, being engaged in necessary farming operations, or on account of death, during the present Session, including an amount of \$2,500 to Hon. H. S. Bêland, a prisoner of war in Germany, notwithstanding anything to the contrary in Chapter 10 of the Revised Statutes, <i>An Act respecting the Senate and House of Commons</i> , or any amendments thereto—Payment to be made as the Treasury Board may direct.....	20,000 00		
	<i>Sergeant-at-Arms—</i>			
	To provide an amount for the Sergeant-at-Arms, in lieu of residence	500 00	20,500 00	
	GENERAL.			
377 {	Printing, binding and distributing the Annual Statutes—Further amount required....		10,000 00	34,500 00
	PENSIONS.			
378 {	Annuity to the widow of William Wilfred Campbell, L. L. D.		500 00	
	Annuity to the sisters of the late Colonel Harry Baker, M. P., killed while on active service.....		700 00	1,200 00
	MILITIA AND DEFENCE.			
379 {	Gratuities—			
	To provide for gratuity, on retirement, to Mr. Henry Marris, chief caretaker, Hamilton Armouries.....			1,130 25
	RAILWAYS AND CANALS—CHARGEABLE TO CAPITAL.			
	CANADIAN GOVERNMENT RAILWAYS.			
380 {	To provide for the purchase of the following Railways at amounts not exceeding those set out in each case :—			
	Elgin & Havelock Railway.....	30,000 00		
	York & Carleton Railway	18,000 00		
	St. Martin's Railway	65,000 00		
	Salisbury & Albert Railway.....	75,000 00		
	Moncton and Buctouche Railway	70,000 00		
	Kent Northern Railway.....	60,000 00		
	Caraquet and Gulf Shore Railway.....	200,000 00	518,000 00	
	BRANCH LINES.			
381 {	To bring Lines up to Canadian Government Railways Branch lines standard.		200,000 00	
	Carried forward.....		718,000 00	88,422 35

SUPPLEMENTARY ESTIMATES FOR THE FISCAL YEAR ENDING MARCH 31, 1919.

No. of Vote.	Service.	\$ cts.	\$ cts.	\$ cts.
	Brought forward.....		718,000 00	88,422 35
	RAILWAYS, GENERALLY.			
382	Contribution towards the cost of construction of a railway bridge on the Canada Central Railway, over the Peace River, at or near Peace River Crossing, Alberta.....		175,000 00	
383	To acquire free and clear of all charges, encumbrances or claims, at any public sale, the Quebec and Saguenay Railway, extending from its junction with the Quebec, Montmorency and Charlevoix Railway to Nairn Falls, Que., about 62.3 miles, at a price not exceeding \$3,489,313.53.....		3,489,313.53	4,382,313 53
	RAILWAYS AND CANALS—CHARGEABLE TO INCOME.			
	CANALS.			
	St. Peter's Canal.			
384	Improvements—Further amount required.....		3,000 00	
	To rebuilt highway bridge.....		14,000 00	
	Welland Canal.			
385	To rebuild bridge at Dunnville, washed out by floods.....		50,000 00	
	MISCELLANEOUS.			
386	Arbitrations and awards—Further amount required.....		110,000 00	177,000 00
	PUBLIC WORKS—CHARGEABLE TO CAPITAL.			
	HARBOURS AND RIVERS.			
387	Quebec Harbour—River St. Charles—Improvements to navigation—Further amount required—Revote.....		386,000 00	
	St. John Harbour—Improvements—Further amount required.....		250,000 00	
	Toronto Harbour—Improvements—Further amount required.....		152,000 00	788,000 00
	PUBLIC WORKS—CHARGEABLE TO INCOME.			
	PUBLIC BUILDINGS.			
	Prince Edward Island.			
388	Georgetown public building—Installation of electric light system.....		600 00	
	Quebec.			
389	St. Lambert public building—To pay Government's share of local improvement taxes.....		1,806 02	
	Ontario.			
390	Fort William public building—Improvements.....	3,500 00		
	Ottawa Departmental Buildings—To connect with central heating plant.....	37,000 60		
	Port Arthur public building—Improvements.....	3,000 00		
	Sault Ste. Marie—Renewing electric wiring.....	2,400 00		
			45,900 00	
	Carried forward.....		48,306 02	5,435,735 88

SESSIONAL PAPER No. 5

SUPPLEMENTARY ESTIMATES FOR THE FISCAL YEAR ENDING MARCH 31, 1919.

No. of Vote.	Service.	\$ cts.	\$ cts.	\$ cts.
	Brought forward.....		48,306 02	5,435,735 88
	PUBLIC WORKS—CHARGEABLE TO INCOME.— <i>Continued.</i>			
	PUBLIC BUILDINGS—Concluded.			
	<i>Manitoba.</i>			
391	Winnipeg—Alterations to immigration building No. 1 for accommodation of Postal Station A—Revote.....	5,800 00		
	Winnipeg—Drill hall (new)—Revote of lapsed amount.....	4,700 00		
	Winnipeg General Post Office—Improvements.....	2,400 00		
	Winnipeg—To pay Government's share of local improvement taxes.....	16,000 00	28,900 00	
	<i>Saskatchewan.</i>			
392	Regina—Alterations and fittings for office of Assistant Receiver General.....		5,000 00	
	<i>Alberta.</i>			
393	Calgary—Alterations and fittings for office of Assistant Receiver General.....		5,000 00	
	<i>Generally.</i>			
394	Dominion Public Buildings:— Rents—Further amount required.....		75,600 00	
	HARBOURS AND RIVERS.			
	<i>Nova Scotia.</i>			
395	Generally—Construction and repairs.....		55,000 00	
	<i>New Brunswick.</i>			
396	Fort Dufferin—Reconstruction of breastwork—Further amount required.....	14,000 00		
	St. Andrews—Repairs to wharf.....	1,200 00		
	Tynemouth Creek—To repair and reconstruct breakwater—Revote.....	4,000 00		
	Welchpool—Repairs to wharf—Revote \$800.....	950 00	20,150 00	
	<i>Prince Edward Island.</i>			
397	Mink River—Repairs to wharf.....		1,500 00	
	Carried forward.....		238,856 02	5,435,735 88

SUPPLEMENTARY ESTIMATES FOR THE FISCAL YEAR ENDING MARCH 31, 1919.

No. of Vote.	Service.	\$ cts.	\$ cts.	\$ cts.
	Brought forward.....		238,856 02	5,435,735 88
	PUBLIC WORKS—CHARGEABLE TO INCOME.— <i>Continued.</i>			
	HARBOURS AND RIVERS. — Concluded.			
	<i>Quebec.</i>			
	Anse à Beaufils—Repairs to breakwater and jetty.....	2,400 00		
	Anse aux Gascons—Repairs to wharf—Further amount required	2,000 00		
	Barachois de Malbaie—To repair approach to training jetty.....	2,400 00		
	Beloeil—Repairs to protection piers.....	1,900 00		
	Chicoutimi—Repairs to wharf—Further amount required ..	500 00		
	Grindstone, M.I.—Repairs to wharf—Revote.....	1,000 00		
	Lanoraie—Repairs to wharf.....	1,775 00		
	Lavaltrie—Repairs to wharf.....	550 00		
	Les Escoumains—Rebuilding outer end of wharf	3,500 00		
398	L'Islet—Repairs to wharf.....	1,500 00		
	Malbaie—In full and final settlement of all claims of John Burns in connection with his contract for the construction of a pier.....	2,907 63		
	Matane—Repairs to wharf.....	600 00		
	Mille Vaches—Repairs to wharf.....	650 00		
	Ste. Anne des Monts—Repairs to pier	600 00		
	Ste. Anne de Chicoutimi—Pontoon.....	3,000 00		
	Sorel—Repairs to wharf.....	2,500 00		
	Vaudreuil—Wharf repairs and improvements.....	845 00		
	Verchères—Wharf.....	10,300 00		
	Ville Marie—Repairs and improvements to wharf.....	4,000 00		
	<i>Ontario.</i>		42,927 63	
	Belleville Harbour—Improvements to wharf and warehouse—Revote \$2,800	3,000 00		
	Brockville—In full and final settlement of all claims of W. M. Leacy in connection with his contract for wharf improvements.....	1,219 63		
	Burlington Channel—Repairs to pier—Further amount required	7,500 00		
399	Cobourg—Repairs to East pier.....	4,600 00		
	Haileybury—Repairs to wharf—Revote.....	600 00		
	Kingston Dry Dock—Renewal of revetment wall—Revote.....	12,500 00		
	North Bay—In full and final settlement of all claims of C. McGuire in connection with his contract for construction of breakwater.....	658 62		
	Port Dover—Repairs to piers—Revote	6,000 00		
	Portsmouth—Repairs to pier.....	3,100 00		
	Wheatley—Repairs to pier.....	1,400 00		
	<i>British Columbia.</i>		46,578 25	
400	Fraser River—Improvements—Revote.....	100,000 00		
	Hardy Bay—Landing float.....	1,250 00		
	Ladysmith—Reconstruction of wharf.....	7,100 00		
	TELEGRAPH AND TELEPHONE LINES.		108,350 00	
	<i>New Brunswick.</i>			
401	Chatham-Escuminac and Point Sapin Telephone Line—Extension to Kouchibouguac—Revote.....	3,000 00		
	Carried forward.....	3,000 00	450,711 90	5,435,735 88

SESSIONAL PAPER No. 5

SUPPLEMENTARY ESTIMATES FOR THE FISCAL YEAR ENDING MARCH 31, 1919.

No. of Vote.	Service.	\$ cts.	\$ cts.	\$ cts.
	Brought forward.....	3,000 00	430,711 90	5,435,735 88
	PUBLIC WORKS—CHARGEABLE TO INCOME.— <i>Concluded.</i>			
	TELEGRAPH AND TELEPHONE LINES—Concluded.			
	<i>British Columbia.</i>			
402	Mainland telegraph and telephone lines—General repairs and improvements.....	29,400 00		
	Mainland telegraph and telephone lines—Extensions in Kootenay District—Further amount required—Revote, \$1,000.....	2,000 00		
	Vancouver Island Lines—Repairs and renewals—Revote.....	6,500 00		
	DREDGING.		40,900 00	
403	Dredging—Ontario and Quebec—Further amount required.....	70,000 00		
	Dredging—Yarmouth Harbour.....	50,000 00		
	ROADS AND BRIDGES.		120,000 00	
404	In full and final settlement of Mr. Jos. W. Boyle's claim for timber used in the construction of the Hunker Road, Yukon Territory, including payment of interest at 5%.....		7,271 35	598,883 55
	MAIL AND STEAMSHIP SUBVENTIONS.			
405	Schooner service between Picton, New Glasgow, Antigonish County Ports and Mulgrave.....		1,000 00	
406	Steam service between St. John, N. B., and St. Andrews, N. B., calling at intermediate points.....		4,000 00	
407	Steam service between Picton and Montague, calling at Murray Harbour and Georgetown.....		5,000 00	
408	Steam service from the opening to the closing of navigation in 1918, between Port Mulgrave, St. Peter's, Irish Cove and Marble Mountain, and other ports on the Bras d'Or Lakes.....		2,000 00	12,000 00
	LIGHT HOUSE AND COAST SERVICE.			
409	Salaries and allowances to lightkeepers—Further amount required.....		55,000 00	
410	Administration of Pilotage, and maintenance and repairs to vessels—Further amount required.....		120,000 00	
411	Further amount required to pay pension of \$300 each per annum to following retired pilots: Onesime Noel, F. X. Demeules, Adjutor Baillargeon, Joseph Pouliot, Arthur Baillargeon, John A. Irvine, and Camille Bernier.....		1,993 55	176,993 55
	FISHERIES.			
412	Salaries and disbursements of Fishery Officers and Guardians, including the expense of the Advisory Board, Fisheries Patrol Services and Oyster Culture.—Further amount required.....			100,000 00
	Carried forward.....			6,323,612 68

SUPPLEMENTARY ESTIMATES FOR THE FISCAL YEAR ENDING MARCH 31, 1919.

No. of Vote.	Service.	\$ cts.		\$ cts.
		\$	cts.	
	Brought forward.....			6,323,612 68
	MINES AND GEOLOGICAL SURVEY.			
413	For experimental work relating to briquetting of lignite coal.....		200,000	00
	Grant for investigation of conditions affecting smelting of lead-zinc ores.....		3,000	00
				203,000 00
	INDIANS.			
	MANITOBA, SASKATCHEWAN, ALBERTA AND NORTHWEST TERRITORIES.			
414	General expenses—Further amount required		10,000	00
	BRITISH COLUMBIA.			
415	Hospital, medical attendance and medicines—Further amount required		10,000	00
	INDIAN EDUCATION.			
416	Indian Education—Further amount required.....		1,400	00
				21,400 00
	ROYAL NORTHWEST MOUNTED POLICE.			
417	To provide for double ration to married men of the R. N. W. M. Police, authorized by Order in Council of February 28, 1918.....			22,000 00
	LABOUR.			
418	Administration Employment Offices, Co-ordination Act....			15,000 00
	MISCELLANEOUS.			
419	Provisional allowance (except in the case of light-house keepers') for married men and for widowers and widows, with children, in the Outside Service, who are employed permanently and are giving their entire time to the public service, such allowance to be made on the following basis :			
	(a) To each such person in receipt of a salary at the rate of \$1,200 per annum or less, an allowance of \$150 less any permanent increase in salary given to such person since January 1st, 1917, provided however the total salary and allowance shall not in any case exceed \$1,300 ;			
	(b) To each such person in receipt of a salary at the rate of more than \$1,200 but not more than \$1,550 per annum, an allowance of \$100. less any permanent increase in salary given to such person since January 1st, 1917, provided, however, the total salary and allowance shall not in any case exceed \$1,600.....		3,000,000	00
420	To provide for the salary of a Private Secretary, S. Lelièvre, to the Speaker of the Senate.....		600	00
421	Amount to pay claims for clothing and articles lost in destruction by fire in the Parliament Buildings.....		3,500	06
422	Compassionate allowance to the widow of the late J. E. Hunter, accidentally drowned while on Canal Patrol duty.....		2,000	00
423	Compassionate allowance to parents of the late W. J. Gray.....		1,500	00
				3,007,600 00
	Carried forward.....			9,592,612 68

SESSIONAL PAPER No. 5

SUPPLEMENTARY ESTIMATES FOR THE FISCAL YEAR ENDING MARCH 31, 1919.

No. of Vote.	Service.	\$ cts.	\$ cts.	\$ cts.
	Brought forward			9,592,612 68
	RAILWAYS AND CANALS—CHARGEABLE TO COLLECTION OF REVENUE.			
	RAILWAYS.			
424	Canadian Government Railways—Working expenses		37,000,000 00	
	MISCELLANEOUS.			
	Compassionate allowance to the widow of late F. Lajoie, who was killed while working in a gravel pit near Grand Falls, N.B., on N. T. Ry., July, 1917	2,000 00		
	Compassionate allowance to the widow of Paul Cyr, who was killed while working in a gravel pit near Grand Falls, N.B., on N. T. Ry., July, 1917	2,000 00		
	Compassionate allowance to the widow of late engineer W. J. Clark, who was killed in a collision at Kapuskasing, Ont., on N. T. Ry., on March 14, 1918	2,000 00		
	Compassionate allowance to the widow and children of the late Horace Levesque, who was killed in an accident at Tobin Siding on the Canadian Government Railways, on the 25th August, 1916	2,000 00		
	Compassionate allowance to John McLanis, father of the late John Archibald McInnis, who was killed while in the employ of the Canadian Government Railways at Big Brook, N.S., on August 9th, 1917	2,000 00		
425	Compassionate allowance to the widow of the late Edmond Cole, Dorchester, N.B., who died as a result of injuries sustained while in discharge of his duties as track foreman on the Canadian Government Railways at Dorchester, N.B., on the 11th of March, 1918	2,000 00		
	Gratuity to Robert A. Grant of Cardinal, Ont., who was severely injured while in discharge of duty as temporary lockman at Lock No. 27, Galops Canal, Ont., on October 21, 1917	500 00		
	Gratuity to Daniel Delorey, of Tracadie, N.S., to cover cost of artificial arm and doctor's fees and hospital expenses resulting from accident at Kempton, N.S., while temporarily employed by Canadian Government Railways	500 00		
	Gratuity to John Dubroy, of Winnipeg, Man., to cover expenses incurred resulting from injuries received while in the employ of the National Transcontinental Railway, at Ogahalla Siding, on April 7, 1916	500 00		
			13,500 00	
				37,013,500 00
	PUBLIC WORKS—CHARGEABLE TO COLLECTION OF REVENUE.			
	TELEGRAPH AND TELEPHONE LINES.			
	Land and cable telegraph lines, Lower St. Lawrence and Maritime Provinces, including working expenses of vessels required for cable service—Further amount required		10,000 00	
426	Saskatchewan—Further amount required		3,700 00	
	Alberta—Further amount required		5,600 00	
	British Columbia Mainland—Further amount required		1,600 00	
	British Columbia—Vancouver Island District—Further amount required		4,000 00	
	Yukon System—Further amount required		11,600 00	
	Carried forward		36,500 00	46,606,112 68

SUPPLEMENTARY ESTIMATES FOR THE FISCAL YEAR ENDING MARCH 31, 1919.

No. of Vote.	Service.	\$ est.	\$ cts.	\$ cts.
	Brought forward.....		36,500 00	46,606,112 68
	PUBLIC WORKS—CHARGEABLE TO COLLEC- TION OF REVENUE— <i>Concluded.</i>			
	HARBOUR AND RIVER WORKS.			
427	East River—Lock and Dam		4,000 00	40,500 00
	POST OFFICE—OUTSIDE SERVICE.			
428	To provide for the salaries of the Postmaster and staff of the following Post Offices, the salaries may be re- adjusted and appointments made notwithstanding any- thing in that portion of the Civil Service Act affecting the Outside Postal Service, or the Post Office Act— Sydney, Truro, Amherst, Moncton, St. Hyacinthe, Three Rivers, Cornwall, Brockville, Smith's Falls, Belleville, Lindsay, Niagara Falls, St. Catharines, Woodstock, St. Thomas, Chatham, Sarnia, Colling- wood, Owen Sound, North Bay, Sault Ste. Marie, Port Arthur, Fort William, Portage la Prairie, Prince Albert, Strathcona, Lethbridge, Medicine Hat, Na- naimo and Prince Rupert.....		310,000 00	
	To provide, from April 1, 1918, for an increase in the salary of Mr. James Taylor, Assistant Post Office Inspector, Montreal, to \$3,000		700 00	
				310,700 00
				46,957,312 68

SUMMARY.

Chargeable to Consolidated Fund ..	\$ 41,786,999 15
" " Capital.....	5,170,313 53
Total.....	46,957,312 68

