

















# SESSIONAL PAPERS

VOLUME 3



SECOND SESSION OF THE THIRTEENTH PARLIAMENT

OF THE

DOMINION OF CANADA

SESSION 1919



VOLUME LIV.

OLDEN 11 201811




100102

UNIVERSITY OF TORONTO LIBRARY



0001 201811

1091382



1001 201811



# ALPHABETICAL INDEX

## TO THE

# SESSIONAL PAPERS

## OF THE

## PARLIAMENT OF CANADA

SECOND SESSION, THIRTEENTH PARLIAMENT, 1919.

### A

Abattoir and Cold Storage facilities at Halifax.. . . .	287
Adulterated Maple Syrup—relating to prosecutions in connection with.. . .	159
Adulterated Maple Sugar—relating to prosecutions in connection with.. . .	158
Advertising, <i>re</i> amounts expended on by Govt. since beginning of War.. . . .	177
Aerodromes, Airships, etc., Documents relating to.. . . .	224
Aetna-Chemical Co., Documents <i>re</i> .. . .	191
Agriculture, Report of Minister of, year ended March 31, 1919.. . . .	15
Agricultural Implements imported into Canada, year 1914, and last fiscal year available.. . . .	199
Agricultural Implements, Order in Council respecting.. . . .	119
Agricultural Instruction Act.. . . .	15a
Archives, Public Copies of Order in Council relating to.. . . .	113
Armistice, Terms of, concluded between Allies and Germany, Austria, and Turkey.. . . .	81c
Armistice, Copy of letter <i>re</i> papers issued by Allies prolonging same.. . . .	81b
Armistice, Copy of Terms with Turkey and Austria-Hungary.. . . .	81a
Armistice, Copy Paper containing conditions of, etc., with Germany.. . . .	81
Attorneys, Number of, in Montreal, employed by Govt. during 1918-19.. . . .	282
Auditor-General, Report of year 1918, Vol. 1, Vol. 2, Vol. 3 and Vol. 4.. . . .	1

### B

Bank Mergers in Canada, Documents <i>re</i> .. . .	182
Belgium, Communication from Senate of, to Parliament of Canada.. . . .	236
Bell, Lt.-Col. McKelvey, Correspondence <i>re</i> resignation of.. . . .	303
Bill, E. G., Papers connected with proposed appointment of, to Justice Department.. . . .	133

### B

Bishop Budka, of Winnipeg, <i>re</i> Charges of Sedition against.. . . .	172
Bolshevism in Russia, Report <i>re</i> , by Imperial Government of Great Britain.. . .	222
Bonds and Securities, Detailed Statement of, since last Return, 1918.. . . .	151
Boundary Waters Reference, Report of Commission on Pollution of Waters.. . .	102
Brigadier-Generals, Names, numbers of, created since the War.. . . .	259
British War Graves in France, Agreement between British Govt. and French Government, <i>re</i> .. . . .	229
Brook Village Postmaster, Relating to charges against.. . . .	292

### C

Canadian Pacific Ry Co.:—	
Documents relating to lands sold, year ending December, 1917.. . . .	115
Censor's Department, Documents <i>re</i> .. . .	179
Civil Service:—	
Names of last 300 appointees to, etc.. . .	192
<i>Re</i> increase of salaries of, in County of Dorchester, 1917, etc.. . . .	183
<i>Re</i> number of appointments made to, by Civil Service Commission since Act of 1918.. . . .	169
Commission, Regulations of.. . . .	109a
Commission, Copies of Orders in Council respecting.. . . .	109
Civil Service of Canada, Order in Council respecting salaries, etc., of.. . .	103
Civil Service Insurance Act, Statement respecting.. . . .	84
Civil Service List of Canada for 1918.. . .	30
Report of Civil Service Commission in Reclassification of Service.. . . .	294
French Report of Civil Service Commission in Reclassification of Service.. . . .	294
Report of Civil Service Commission for 1918.. . . .	31
Cablegrams, Amounts paid for by Government, etc.. . . .	211

<b>C</b>		<b>D</b>	
Cacouna East, Report <i>re</i> Wharf at...	302	Dominion War Loans, Documents <i>re</i> ...	186
Canada, Registration Board, Copy of Order in Council establishing...	170	Dominion Royal Commission, Correspondence respecting...	301
Canada Food Board, Report of 1918...	60	Dominion Police, <i>re</i> number of men, pay and travelling expenses...	166
Canada, H.M.C.S., <i>re</i> repairs, supplies, etc., 1918-1919...	295	Dominion Steel Corporation, Amount of goods free of duty imported by, nature of, etc...	285
Canadian Government Railways Magazine, Documents <i>re</i> ...	215	Drummond, Huntley, of Montreal, <i>re</i> rentals paid to, by Government, 1914, 1915, 1916, 1917, 1918 and 1919...	311
Canadian Naval Vessels, Documents <i>re</i> ...	197	Duff, Mr. Justice, Copy of letter of, <i>re</i> Mr. S. L. Dale Harris...	246a
Canadian Trade Commission, List of British Import Restrictions...	106	"Dundalk Herald," Amount paid to, year ending March 26, 1919...	251
Canadian Trade Mission in London...	75	"Durham Chronicle," Amount paid to, during year ending March 26, 1919...	251
Canadian Northern Railway, Documents <i>re</i> value of Stock of...	195	<b>E</b>	
Canadian Northern Railway <i>re</i> Letters by Graham Bell on...	195a	Eden Siding, N.S., Documents <i>re</i> Mail route to...	235
Canadian Press Association, Amount paid by Government to, 1918...	262	Editorial Committee on Government Publications, Report of, 1919...	37
Canadian Expeditionary Force, Copies of Routine Orders of, from January, 1918, to February, 1919...	47	Edmonton, City of, <i>re</i> rentals paid by Government for buildings in, etc...	312
Canadian Car and Foundry Co., Ltd., Amount paid to, by Government for Internment Camp...	296	Elections, Conscription Law, and National Service, expenditures connected with...	173
Canals of Canada, Amount of expenditure on each, since Confederation, etc...	153	Electricity, Report on export of, from Canada...	279
Canals Statistics of Canada, 1918...	20a	Elgin and Havelock Ry. Co., Copy of agreement between, and the Govt...	125
Coal, Documents <i>re</i> seizure of two cars of, by Fuel Controller of Thorold, Ont.	237	Estimates for year ending March 31, 1920...	3
Commissions granted to Canadian Officers during War...	157	Estimates, Supplementary, year ending March 31, 1919...	4
Commissions, Number of, created since 1911, names of Presidents, members of, and amounts expended on...	138	Estimates, Supplementary, year ending March 31, 1920...	4a
Commissions, Number of, and names of, created since Elections, 1911, etc...	138a	Estimates, Supplementary, year ending March 31, 1920...	5b
Commissions, Number of, and names of, created since Elections, 1911 (Supplementary...	138b	Estimates, Supplementary, year ending March 31, 1920...	5a
Cooke, Mr., Documents <i>re</i> his connection with Department of Immigration...	189	European War, Work of Department of Militia and Defence, <i>re</i> Memo. No. 5, respecting work of...	185
Conservation, Commission of, Report of. Conscientious Objectors, <i>re</i> number of, still in prison...	123	Exchequer Court of Canada, Copy of Rule and Order amending Rule of...	126
Costa Rica, Communication from Congress of Republic of, to Government.	41	Experimental Farms, Report of, 1918...	16
Crerar, Hon. T. A., Letter of resignation of...	281	Express Statistics...	20c
Customs, Order in Council affecting Department of...	124	<b>F</b>	
Customs, Order in Council <i>re</i> Amalgamation of, with Inland Revenue...	77	Farm Implements, Value of, imported into Canada, years 1912, 1913, 1914, 1915, 1916, 1917, 1918...	266
Customs, Shipping, Report of, year 1918...	11a	Farmers of Canada, <i>re</i> delegation of, to Government at Ottawa, 1912, 1913, 1914, 1915...	223
Customs Trade, Report of, year 1918...	11	Feltzen South, and Rose Bay, N.S., <i>re</i> Mail Contracts there...	163
Customs and Excise Duties, Amounts paid to Provinces as subsidies, etc., since 1867...	322	Fish, Salt and fresh, shipped to England, France, etc., during War...	277a
<b>D</b>		Fish, Purchase of, by Govt. for overseas, in 1915, 1916, 1917, 1918, 1919...	277
Debentures, Names of, authorized by Government to issue same, since Order in Council passed...	128a	Fish Drier, Government, at Souris, P.E.I., Documents <i>re</i> ...	234
Debentures, Names of Provincial Govts., Municipalities, etc., issuing same...	128	Fishery Guardians, Province N.S., Names, address, salaries, etc., of...	268
Debentures, <i>re</i> sale of, under Order in Council of December 22, 1917...	128b	"Flesherton Advance," Amounts paid to during year ending March 26, 1919...	251
Demobilization Questions, and Industrial Labour Conditions...	73	Food and Drug Statistics, Department Trade and Commerce, 1919...	275
Desjardins, Chas., alias Ti-Noir, Papers <i>re</i> release of, on bail...	150	Fort Francis Pulp and Paper Co., <i>re</i> rebate of duty to, ordered by Government, 1918...	288
Destructive Insect and Pest Act...	61	Freestone Island Lighthouse, N.S., <i>re</i> appointment of keeper of, in 1918...	250
Divorce, Number of Applications for, since Confederation, number passed, etc...	284		

<b>F</b>		<b>I</b>	
Friar Siding, Expenditure of money at.	146	Industry, Report of Census of (Pulp and Paper) . . . . .	17c (4)
Fuel Controller, Final Report of, from June, 1917, to 1919 . . . . .	276	Industrial Relations, Order in Council appointing Commission re . . . . .	184
<b>G</b>		Industrial Relations, Report of Commission appointed to inquire into . . . . .	184b
Grand Trunk Pacific Ry.:—		Indian Affairs, Report of Department of, 1918 . . . . .	27
Papers respecting the Receivership of, etc. . . . .	120a	Inland Revenue, Part I, Excise, year 1918 . . . . .	12
Order in Council appointing Receiver of . . . . .	120	Insurance, Abstract Statement of . . . . .	9
Gaspé Railway System, <i>re</i> acquisition of, by Dominion Government . . . . .	267	Interprovincial Traffic in intoxicating liquor, Opinion, by Minister of Justice . . . . .	305
Gaspé, Steamer Service between Montreal, Quebec, and . . . . .	149	Intercolonial Ry., Amount of damages by accidents on, since November 1, 1918 . . . . .	180
Geological Survey, Department of Mines, year 1917 . . . . .	26	Interior, Report of Department of, 1918 . . . . .	25
Girroir, Mrs. Annie, <i>re</i> claim of, for damages by I.C. Ry. . . . .	270	Internal Economy Commission of House of Commons, Report of Commission of . . . . .	134
Governor General's Warrants, Statement of . . . . .	85	Inverness Ry. Station, <i>re</i> carrying mails from, to Margaree Harbour, N.S. . . . .	273
Grain Supervisors, and Grain Commissioners, Board of, Documents <i>re</i> commandeering of wheat in 1916 . . . . .	217	Italy, <i>re</i> credit of \$6,000,000 to, for purchase of beef . . . . .	298
Great Northern Ry. Co. of Canada and Quebec and Lake St. John Ry., Paper <i>re</i> acquisition of . . . . .	272	<b>J</b>	
Great Northern Ry. Co. of Canada and Quebec and Lake St. John Ry., <i>re</i> minority stock of . . . . .	272a	Jenkins, Lt.-Col., <i>re</i> Report of, respecting Canadian Army Medical Corps . . . . .	293
"Grey Review," Amounts paid to, during year ending March 26, 1919 . . . . .	251	Joint Librarians of Parliament, Report of, for 1918 . . . . .	40
Grey, Geo. Edwin, <i>re</i> "Habeas Corpus" proceedings connected with . . . . .	62	<b>K</b>	
<b>H</b>		Koebel, Michael, correspondence <i>re</i> drowning of, at Welland Canal . . . . .	245
Halifax Relief Commission, Documents, Order in Council, etc., connected with . . . . .	319	<b>L</b>	
"Halifax Herald," Amounts paid to, years 1914, 1915, 1916, 1917 and 1918 . . . . .	240	Labour, Commission <i>re</i> labour relations in Canada . . . . .	184a
"Halifax Herald," Amounts paid to, years 1914, 1915, 1916, 1917 and 1918 . . . . .	240a	Labour, Report of Minister of, year 1918 . . . . .	36
"Halifax Chronicle," Amounts paid to, years 1914, 1915, 1916, 1917 and 1918 . . . . .	310	Lassonde, William, Papers <i>re</i> dismissal of, at Port of Sutton, Abercorn . . . . .	155
Hambleton, Mrs., Report of, <i>re</i> Canadian Flour Mills . . . . .	232	Lead Pipe, <i>re</i> number of tons imported from United States in year 1918 . . . . .	249
"Hamilton Spectator," Amounts received from Government, years 1914, 1915, 1916, 1917, 1918 . . . . .	219a	League of Nations Covenant, Copy of Cable relating to . . . . .	93✓
"Hamilton Spectator," Amounts paid to, in years 1914, 1915, 1916, 1917 and 1918 . . . . .	219	League of Nations Covenant, Copy of letter respecting, and copies of draft of . . . . .	93a✓
"Hanover Post," Amount paid to during year ending March 26, 1919 . . . . .	251	League of Nations Covenant, Copy of draft of . . . . .	93b✓
Harbour Dues collected during years 1917-1918 . . . . .	44	LeBlancville P.O., in Westmorland Co., N.B., <i>re</i> closing of . . . . .	175
Harris, S. L. Dale, Copy of letter of, Mr. Justice Duff <i>re</i> . . . . .	246a	L'Hereux, Documents <i>re</i> charges against. Liquor, <i>re</i> importation of, into Canadian Territories by special permission . . . . .	213
Heaton, Papers <i>re</i> pardon or parole of . . . . .	304	List of Shipping for year 1918 . . . . .	22
Historical Documents Publication Board, Report of . . . . .	101	<b>M</b>	
Housing, Order in Council relating to Scheme of, for Province of Quebec . . . . .	53b	Mails, etc.:—	
<b>I</b>		Contracts, etc., for County of Dorchester, Que. . . . .	162
Immigration and Colonization, Report of Department of, 1918 . . . . .	18	Marine and Fisheries, Report of Department of, Steamboat Inspection, year 1918 . . . . .	23
Imperial War Conference, Extracts from Minutes and Proceedings of . . . . .	48	Marine and Fisheries, Report of Department of, year 1918 (Marine) . . . . .	21
Income Tax, Number of persons paying, under War Tax Act exceeding \$100,000, etc. . . . .	289	Maritime Seed Fair, Summerside, P.E.I., Correspondence <i>re</i> . . . . .	321
Industry, Report of Census of (Agricultural Statistics), (Fisheries Statistics) . . . . .	17-17b	Militia, Copies of General Orders promulgated from January, 1918, to February, 1919 . . . . .	46
		Militia Council, Report of, for 1918 . . . . .	35



**M**

Men recruited in Canada, Total number of, during War, and men and women in war work..	264
Mines, Department of, Copies of Orders in Council respecting..	112
Machinery, Free importation of, during years 1915, 1916, 1917 and 1918..	248
Magdalen Islands, <i>re</i> Steamer service between Pictou and..	202
"Manitoba Free Press," Amounts paid to, in years 1914, 1915, 1916, 1917 and 1918..	239
"Manitoba Free Press," Amounts paid to, in years 1914, 1915, 1916, 1917 and 1918..	239a
Maple Sugar, Adulterated, Number of prosecutions for, etc..	158
Marconi Wireless Co., <i>re</i> contract of, with Naval Service..	178a
Marconi Wireless Co., <i>re</i> contract of, with Naval Service, showing date of, etc..	178
Margaree Breakwater, Documents referring to..	147
"Markdale Standard," Amount paid during year ended March 26, 1919..	251
Masters and Mates, Order in Council relative to certificates of..	42
Military Service, Branch of, Military Service Act, Report of Director of..	246
Military Service Act, Number of men enlisted under, in each Province of Canada..	193
Military Service Act, Papers showing cost of enforcing..	170
Military Service Act, Number of men condemned for infractions of, also imprisoned and since released..	165
Military Service Act, Number of times said Act was amended, etc..	164
Military Service Act, <i>re</i> Amounts paid for rental of offices in Montreal, Ottawa and Quebec, also all Provinces of Dominion and names of lawyers attending Judge Duff, <i>re</i> appeals, etc..	161
Military Service Council, Report of, <i>re</i> administration of the Act..	154a
Military Service Act, <i>re</i> progress of obtaining recruits under, to April 15, 1918..	154
Military Service Act, Papers relating, administration of, in county of Lunenburg, N.S..	143
Military Service Act, Respecting number of officers employed in the enforcement of, up to March 31, 1918..	142
Military Service Act, Correspondence between the Government and Mr. Justice Duff, respecting..	141
Military Service Act, Correspondence between the Government and Mr. Justice Duff, respecting..	140
Military Service Act, Number of exemptions asked for in each Province, etc..	132
Military Service Act, Number of men liable under, and number responding, etc..	131
Ministry of Overseas Military Forces of Canada, Report of..	255
Miscellaneous Unforeseen Expenses, Statement respecting..	88
Moncton-Buctouche Ry. Co., Agreement between, and Government..	290

**M**

Montreal Harbour Commissioners' Bridge, Documents <i>re</i> Construction of..	242
"Montreal Gazette," Amounts paid, by Govt., years 1914, 1915, 1916, 1917 and 1918..	253
"Montreal Gazette," Amounts paid, by Govt., years 1914, 1915, 1916, 1917 and 1918..	253a
"Montreal Star," Amount paid by Govt. to, in years 1914, 1915, 1916, 1917 and 1918..	228
"Montreal Star," Amount paid, by Govt. to, in years 1914, 1915, 1916, 1917 and 1918..	228a
Morrisons Limited, or D. A. Morrison, Amounts paid to, in years 1915, 1916, 1917, 1918 and 1919..	283

**Mc**

McCurdy, F. B., M.P., Papers relating to resignation as Parliamentary Secy..	110
McMillan, Chas., Papers <i>re</i> pardon or parole of..	304

**N**

National Transcontinental Railways:— Correspondence between Government and City of Quebec, Board of Trade, etc., <i>re</i> claims of City of Quebec for Terminals, and other matters..	139
Nichols, M. E., Director of Public Information for Canada..	152
Nichols, E. Hart, Registrar, at Halifax, M.S.A., correspondence, <i>re</i> ..	143
Niobe Cruiser, Number of prizes taken by, if any, value, etc..	286
National Service Act, Papers <i>re</i> cost of..	170
National Battlefields Commission, Report of..	87
Naval Service, Report of, Fisheries Branch of..	39
Naval Service, Report of Department of, 1918..	38
Naval Service, Copy of Order in Council respecting..	52
Newspaper advertising, Amount expended by Government since 1915..	233
Newspapers:— "P. E. I. Examiner," "Guardian," "Island Patriot," "Summerside Journal," "Agriculturist," "Pioneer and Farmer," "Charlottetown Herald," and "Charlottetown Watchman," from August, 1914, to January, 1918.	212
"Winnipeg Telegram," amounts paid to, in 1914, 1915, 1916, 1917 and 1918..	210
"Bridgewater Bulletin," "Daily and Weekly News," of Nova Scotia, amounts paid to, since 1912..	208
"Moncton Transcript," "Acadian Recorder," "Morning Chronicle," "Halifax Herald," and "Evening Mail"..	207
Newspapers, of money spent by Government in advertising in, also magazines, etc., outside Canada, as well as in..	257
Newspapers, Daily and weekly, magazines, Periodicals in and outside of Canada, Amount of money spent on, by Govt., 1918-1919..	257a
Newspapers, Advertising, Amount expended by Government on, since 1915.	233a

## N

Newspapers, Return to an Order of the House of the 8th May, 1919, for a Return showing the amounts paid for advertising, printing, etc., by the various Departments of the Government during the fiscal years 1916, 1917, 1918 to the following newspapers: The Brantford "Expositor," The Woodstock "Sentinel Review," The Stratford "Beacon," The Kingston "Whig," The Hamilton "Times," The Toronto "Globe," The Toronto "Star," The Guelph "Mercury," The Niagara Falls "Review," The St. Catharines "Journal," The Ingersoll "Chronicle," The Orillia "Times," The Belleville "Ontario," The Simcoe "Reformer," The Richmond Hill "Liberal," The Acton "Free Press," The Mitchell "Recorder," and the Owen Sound "Sun" . . . . .	317
"Moncton Transcriber," "Acadian Recorder," "Morning Chronicle," "Halifax Herald," and "Evening Mail," amounts paid to, 1918 . . . . .	207a
Northland Inquiry, Copy of Justice Hodgins Report on . . . . .	78
Nursing Sisters, Royal Canadian Navy, re Uniform allowances to . . . . .	52d

## O

Orders in Council:—	
Copies of, respecting publications in "Canada Gazette" re the Soldiers Settlement Act . . . . .	100
Copies of, "Forest Reserves and Parks Act," re lands held by C.P. Railway, etc. . . . .	99
Copies of, "Migratory Birds Convention Act" . . . . .	98
Copies of, Dominion Lands, in the 40-mile Railway Belt, in British Columbia . . . . .	97
Copies of, Lands called "Water Lands," and lands sold to W. H. Hammond, B.C. . . . .	96
Copies of, Lands under the Dominion Lands Act, Lands sold or Alienated, in 1918 . . . . .	95
Copies of, Remissions made under the "Indian Act," of 1906 . . . . .	94
Copies of, Industrial Disputes . . . . .	92
Copies of, Militia and Defence, and Canadian Expeditionary Forces . . . . .	79a
Copies of, Various regulations, penalties re deserters, etc. . . . .	79
Copies of, Advances for purchases of wool . . . . .	71
Copies of, Undertakings with Banks re wheat crop of 1918 . . . . .	70
Copies of, Prohibiting export of Gold . . . . .	69
Copies of, Prohibiting export of Silver . . . . .	68
Copies of, Placing potatoes on free list . . . . .	67
Copies of, National War Savings Committee . . . . .	66
Copies of, Credit to Imperial Govt., re purchase of timber in Canada . . . . .	65
Copies of, Repealing restrictions on issue of securities, etc. . . . .	64
Copies of, Canadian Northern Ry. System . . . . .	57
Copies of, Work on Trent Canal . . . . .	56
Copies of, Improvement of Highways, appointment of A. W. Campbell . . . . .	55

## O

Copies of, Welland Ship Canal, etc. . . . .	54
Copies of, General Housing Scheme for B.C. . . . .	53a
Copies of, General Housing Scheme for B.C. . . . .	53
Copies of, Cancellation of Sections of Canada Defence Order, 1917 . . . . .	52c
Copies of, Separation Allowances, Canadian Naval Service, Defence of Canada, and War Badges, etc. . . . .	52a
Copies of, Regulations re Coal and Lignite, Industrial Coal, Fuel Controller . . . . .	51a
Copies of, War Trade Board, etc. . . . .	51
Copies of, Royal Northwest Mounted Police . . . . .	49a
Copies of, Establishing Canadian Trade Mission in London . . . . .	75
Copies of, Certificates of Masters and Mates . . . . .	42
Copies of, Issue of War Badges . . . . .	52e
"Ottawa Citizen," Amounts paid to, in years 1914, 1915, 1916, 1917 and 1918 . . . . .	220
"Ottawa Citizen," Amounts paid to, in years 1914, 1915, 1916, 1917 and 1918 . . . . .	220a
"Ottawa Journal," Amounts paid to, in years 1914, 1915, 1916, 1917 and 1918 . . . . .	218
"Ottawa Journal," Amounts paid to, in years 1914, 1915, 1916, 1917 and 1918 . . . . .	218b
"Ottawa Journal," Amounts paid to, in years 1914, 1915, 1916, 1917 and 1918 . . . . .	218a
Ottawa Improvement Commission, Report of, for 1918 . . . . .	90
Overseas Military Forces. Report of Ministry of 1918 . . . . .	255

## P

Pearson, Papers re Parole or pardon of . . . . .	304
Prince Edward Island Ry., Claims against, for breakage and pilferage on, in 1917 . . . . .	136
Printing and Stationery, Report by Committee of Experts to investigate, etc. . . . .	117
Printing and Stationery, Report of Department of, 1918 . . . . .	32
Private Cars, Documents re Government Private, etc. . . . .	261
Progress Reports, Medical Services, Overseas Military Services . . . . .	239
Paper Control, Papers re Paper Control Tribunal, establishment of, etc. . . . .	76
Palm Olive Co., re Amount of soap purchased by Government in 1917 and 1918 . . . . .	209
Parliament Buildings, Copies of contracts respecting . . . . .	258
Penitentiary, Portsmouth, Papers referring to . . . . .	144
Perry, Commissioner of Royal North West Mounted Police, re resignation of . . . . .	148
Pensions, Orders in Council respecting . . . . .	122
Pensions Commissioner, re appointments to, by Civil Service Commissioners . . . . .	271
Pensions, Number of, granted, year 1918, and number of, refused, 1918 . . . . .	308
Pension Commissioner, re appointments to Staff of, by Civil Service Commission . . . . .	271a
Pilotage Districts of Vancouver, Victoria, Nanaimo and New Westminster, Report on . . . . .	105
Pilotage Districts of Miramichi, Sydney, Louisburg, Halifax, St. John, Montreal and Quebec, Report on . . . . .	104

P		R	
Plenipotentiaries at Peace Conference for Canada, Documents <i>re</i> Appointment of.	188	<i>Rafuse, J. M., and W. F. Davidson, vessels; re</i> discharging of cargoes of, in 1918.	194
Pollution of Boundary Waters Reference, Report of Commission on.	102	Recruiting, Number of men recruited in Canada in War, men and women, number of.	264
Population of Western Provinces, and Cities of Victoria, Vancouver, Calgary, Edmonton, Regina, Saskatoon, Brandon and Winnipeg.	198	Registration Board of Canada, Report of.	181
P.O. Hawkesbury, Appointment of a postmaster at, during years 1918-1919.	225	Remissions and Refunds in Tolls and Duties.	127
Portsmouth Penitentiary, <i>re</i> Private Custom work done at.	144	Rents, Department Public Works, chargeable to War Appropriation.	291
Post Offices at Victoria, Vancouver, Regina, Edmonton, Winnipeg, Toronto, Ottawa, Hamilton, Montreal, Quebec, Fredericton and Halifax.	214	Repatriation Committee, <i>re</i> work in connection with.	156
Postmaster General, Report of, 1918.	24	Retaining Wall, Construction of, on shore of St. Lawrence River, County of Champlain.	320
Potatoes, <i>re</i> Claims and claimants on account of shipments of frozen potatoes on P.E.I. Ry.	137	Returning Officers, Deputies, etc., Names and addresses of, for counties of L'Assomption and Montcalm.	176
Power Sub-Committee of the Cabinet.	74	Roumania, Kingdom of, <i>re</i> establishing credits for, in Canada.	187
<i>Princess Sophia</i> , Steamer, Report of, of Commissioner <i>re</i> Wreck of.	201	Royal Northwest Mounted Police, Order in Council respecting.	49a
Public Accounts of Canada, year 1918.	2	Royal Northwest Mounted Police, Statement showing appropriation account.	49
Public Land, Return showing number of acres given to, by Government from 1878 to present time.	241	Royal Northwest Mounted Police, Report of, for year 1918.	28
Public Terminal Elevators, Documents <i>re</i> audit of.	203	Royal Northwest Mounted Police, Report for year 1918.	28
Public Debt of Canada, Results obtained through last National Loan.	167	Royal Society of Canada, Statement of.	86
Public Information, Instructions given to Director of.	152	Rules of Supreme Court of Canada, General Order amending same.	80
Public Information, Department of, Names of all persons employed in, etc.	50b	Russian Roubles, <i>re</i> import and export of.	63
Public Information, Department of, Duties and Cost of.	50a	S	
Public Information, Department of, Extension of scope of, and appointment of Dr. Geo. H. Locke.	50	Sevigny, Hon. Albert, Correspondence between, and Director General of Government Railways <i>re</i> J. W. Boivin.	135
Public Works, Department of, Report of year 1918.	19	Sevigny, Hon. Albert, respecting number of cases employed on representing Government.	297
Pulp and Paper Inquiry by R. A. Pringle, Documents <i>re</i> .	196	St. Lawrence River Power Co., Order of International Joint Commission <i>re</i> .	230
Q		St. Lawrence River Power Co., Order in Council respecting.	230
Quebec City, <i>re</i> Soldiers' Civil Re-establishment, Staff at.	216	St. Lawrence River, Interim Order and Opinion of International Joint Commission, in the matter of.	230
Quebec Bridge, Engineering data on construction.	58	St. Lawrence River, Interim Order, Opinions of, and Hearings before International Joint Commission, in the matter of.	230a
Quebec and Lake St. John Railway, Papers <i>re</i> acquisition of, by Govt.	274a	St. Mary and Milk Rivers, Order of the International Joint Commission <i>re</i> waters of.	231
Quebec and Lake St. John Railway, papers <i>re</i> proposed acquisition of minority stock.	272	St. Martins and Upham Ry. Co., Copy of agreement between same, and the Govt.	107
Quebec and Lake St. John Railway, papers <i>re</i> proposed acquisition of minority stock.	272a	St. Maurice River, <i>re</i> construction of a dam across, etc.	314
Quebec and Lake St. John Railway, papers <i>re</i> proposed acquisition of minority stock.	272b	St. Maurice River, <i>re</i> construction of piers, booms, etc., on.	315
R		St. Peter's Indian Reserve, Copy of leases granted to C. Bird, J. Jonnason, R. S. Benson and R. Henrickson, 1918.	256
Radiotelegraph Regulations, Licenses for Amateur Stations.	52f	Sea View, P.E.I., <i>re</i> opening and closing of Post Office at.	309
Radiotelegraph Regulations, Private Commercial Licenses.	52c	Secretary of State for Canada, Report of, year 1918.	29
Railways:—		Secretary of State for External Affairs, Report of, year 1918.	33
Report of Board of Railway Commissioners, 1918.	20c	Secretary of State, Copies of Orders in Council respecting.	111
Report of Department of Railways and Canals for 1917-1918.	20		
Railway Statistics of Canada, for 1918.	20b		



## S

Securities and Shares, Repealing restrictions on . . . . .	64
Scientific and Industrial Research, Honorary Advisory Council of, Expenditure of . . . . .	200
Scientific and Industrial Research, Report of Chairman for year ending March 31, 1919 . . . . .	318
Shell Transport and Trading Co., Correspondence, etc., <i>re</i> . . . . .	254
Siberia, Number of Canadian Soldiers who enlisted for service there, now in the country . . . . .	204
Sick Mariners Fund, Statement of Fees received, year 1917-1918 . . . . .	45
Soldier Settlers, <i>re</i> allowance paid to, for agricultural training . . . . .	205
Soldier Settlers, <i>re</i> allowance paid to, for agricultural training . . . . .	205a
Soldiers' Votes in War Times Election Act . . . . .	247
Soldiers, Canadian, Number of, who enlisted for service in Siberia . . . .	204
Soldiers Civil Re-establishment, Order in Council, respecting pay, etc. . . . .	121
Soldiers' Civil Re-establishment, Report of work of Department of, to June, 1918 . . . . .	118
Soldiers' Civil Re-establishment, Relating to name and appointment of Deputy Minister of . . . . .	263
Spence, Mr. Ben. H., Papers <i>re</i> prosecution of . . . . .	260
Stadacona Steamer, Report respecting .	265
Starch Manufacturers of P.E.I., Documents, <i>re</i> . . . . .	206
Steamer Service between Montreal, Quebec and harbours of Gaspé . . . . .	149
Submarines, Papers <i>re</i> gift of, to Dominion Government . . . . .	116
Superannuation and Retiring Allowances, Statement <i>re</i> . . . . .	83

## T

Telegraph Statistics for year 1918 . . .	20f
Telephone Statistics for years 1917-1918 .	20d
Temporary Loans, Statement of . . . .	89
Thomas, Mrs. W., Documents <i>re</i> notice served on, <i>re</i> vacation of residence . .	238
Topical Films, Amount paid by Government for, etc. . . . .	300
Toronto Harbour, Amount expended on, since Confederation, etc. . . . .	145
"Toronto News," Amount paid by Government to, in years 1914, 1915, 1916, 1917 and 1918 . . . . .	243
"Toronto News," Amount paid by Government to, in years 1914, 1915, 1916, 1917 and 1918 . . . . .	243a
"Toronto Globe," Amount paid by Government to, in years 1914, 1915, 1916, 1917 and 1918 . . . . .	244
"Toronto Globe," Amount paid by Government to, year ending March 26, 1919 .	252
"Toronto Globe," Amount paid by Government to, year ending 1919 . . . . .	252a
"Toronto Globe," Amount paid by Government to, years 1914, 1915, 1916, 1917 and 1918 . . . . .	244a
"Toronto Star," Amount paid by Government year ending March 26, 1919 .	252
"Toronto Star," Amount paid by Government years 1914, 1915, 1916, 1917 and 1918 . . . . .	227a

## T

"Toronto Star," Amount paid by Government years 1914, 1915, 1916, 1917 and 1918 . . . . .	227
"Toronto World," Amount paid by Government years 1914, 1915, 1916, 1917 and 1918 . . . . .	221
"Toronto World," Amount paid by Government years 1914, 1915, 1916, 1917 and 1918 . . . . .	221a
"Toronto Mail and Empire," Amounts paid to, by Government in years 1914, 1915, 1916, 1917 and 1918 . . . . .	226
"Toronto Mail and Empire," Amounts paid to, by Government in years 1914, 1915, 1916, 1917 and 1918 . . . . .	226a
Trade and Commerce:—	
Annual Report of Trade and Commerce for fiscal year ending March 31, 1919 .	10
Report of Department of, <i>re</i> Steamship Subventions, 1918 . . . . .	10a
Trade of Canada, Imports and Exports . . . . .	10b
Transmission, Report of, <i>re</i> the Classification of Civil Service . . . . .	294a
Trawler <i>Vimy</i> , Cost, duties, and time of service of, 1918 . . . . .	274
Treasury Board, over-ruling, Statement of . . . . .	91
Treaty between Great Britain and United States <i>re</i> conscription of British subjects in United States, etc. . . . .	130
Tremaine, H. B., M.P., <i>re</i> employment in Military Forces of Canada . . . .	278

## V

Veterinary Director General, Report of, year 1918 . . . . .	15b
Victory Loan, Documents relating to, etc. . . . .	174b
Victory Loan, <i>re</i> Firms or Brokers connected with, in Province of Quebec .	174a
Victory Loan, <i>re</i> Firms or Canvassers in South East Grey and Toronto Firms .	174
Victory Loan, <i>re</i> Cost of advertising and printing in connection with loans of 1917-1918, amounts paid in commissions and total cost of campaigns for said years . . . . .	168
Victory Loan Campaign in Prince Edward Co., Ont., expenses connected with . . . . .	160
Victory Loan, <i>re</i> Item Composition, Stereotype mats at, shipping charges, etc. .	129
Vocational Training, <i>re</i> Director of, etc. .	171

## W

Wage increase on Canadian Railways, increase in freight rate, etc. . . . .	59
War Badges in Naval Service, Order in Council <i>re</i> . . . . .	62g
War Badges, Order in Council respecting issue of . . . . .	52e
War Bonus, when distributed, amounts paid, etc. . . . .	316
War Bonus to Officers and Men of Canadian Navy, Order in Council respecting .	52i
Welland Ship Canal, Copies of contracts between Government and . . . . .	54a
War Purchasing Commission, Third Report of, 1918-1919 . . . . .	306
War Trade Board, Report of, from February, 1918, to March, 1919 . . . .	269
Welland Ship Canal, Order in Council respecting . . . . .	54

<b>W</b>		<b>W</b>	
Wharfage Collections for years 1917-1918.. . . . .	82	Wireless Equipment in Steamers built for Government.. . . . .	280
Wharves, Piers and Breakwaters, Leases of, by the Government.. . . . .	43		
Wilson, J. S., Registrar for South Grey, re Dominion Registration, 1918.. . . .	190	<b>Y</b>	
"Winnipeg Telegram," Amounts paid to, by the Government, for years 1914, 1915, 1916, 1917 and 1918.. . . . .	210a	York and Carleton Railway Co., Copy of agreement between, and Govt.. . . .	108
		Yukon Telegraph Line, Documents re supplies purchased for 1918-1919.. . . .	313
		Yukon Ordinances of year 1918.. . . .	323

## LIST OF SESSIONAL PAPERS

*Arranged in Numerical Order, with their titles at full length; the dates when Ordered and when presented to the Houses of Parliament; the Names of the Senator or Member who moved for each Sessional Paper, and whether it is ordered to be Printed or not Printed. Also those printed but not presented.*

### CONTENTS OF VOLUME 1.

*(This volume is bound in three parts.)*

1. Report of the Auditor General for the year ending 31st March, 1918, Volume III, parts V. to Z. Presented by Sir Thomas White, March 10, 1919.  
*Printed for distribution and sessional papers.*
- Report of the Auditor General for the year ended 31st March, 1918, Volume II, Parts L to U. Presented by Sir Thomas White, March 26, 1919.  
*Printed for distribution and sessional papers.*
- Report of the Auditor General for the year ended 31st March, 1918, Volume I, Parts a, b and A. to K. Presented by Sir Thomas White, March 28, 1919.  
*Printed for distribution and sessional papers.*
- Report of the Auditor General for the year ended 31st March, 1918, Volume IV, Part ZZ. Presented by Sir Thomas White, April 22, 1919.  
*Printed for distribution and sessional papers.*

### CONTENTS OF VOLUME 2.

*(This volume is bound in two parts.)*

2. The Public Accounts of Canada, for the fiscal year ended 31st March, 1918. Presented by Sir Thomas White, March 3, 1919...  
*Printed for distribution and sessional papers.*
3. Estimates of sums required for the service of the Dominion for the year ending on the 31st March, 1920, and, in accordance with the provisions of "The British North America Act, 1867." Presented by Sir Thomas White, March 18, 1919.  
*Printed for distribution and sessional papers.*
4. Supplementary Estimates of sums required for the service of the Dominion for the year ending on the 31st March, 1919, and, in accordance with the provisions of "The British North America Act, 1867." Presented by Sir Thomas White, May 7, 1919.  
*Printed for distribution and sessional papers.*
- 4a. Supplementary Estimates of sums required for the service of the Dominion for the year ending on the 31st March, 1920. Presented by Sir Thomas White, March 31, 1919.  
*Printed for distribution and sessional papers.*
- 5a. Further Supplementary Estimates of sums required for the service of the Dominion for the year ending on the 31st March, 1920. Presented by Sir Thomas White, July 3, 1919.  
*Printed for distribution and sessional papers.*
- 5b. Further Supplementary Estimates of sums required for the service of the Dominion for the year ending on the 31st March, 1920. Presented by Sir Thomas White, July 5, 1919.  
*Printed for distribution and sessional papers.*
- 5c. Further Supplementary Estimates of sums required for the service of the Dominion for the year ending on the 31st March, 1912.  
*Printed for distribution and sessional papers.*
8. Report of the Superintendent of Insurance for the year 1918—Vols. I and II.  
*Printed for distribution and sessional papers.*
9. Abstract of Statements of Insurance Companies in Canada for the year ended 31st December, 1918. (Subject to corrections.) Presented by Hon. Mr. Maclean, June 23, 1919.  
*Printed for distribution and sessional papers.*

---



---

### CONTENTS OF VOLUME 3.

- 10.** Annual Report of the Department of Trade and Commerce, for the fiscal year ending 31st March, 1919. Presented by Hon. Mr. Burrell, July 4, 1919.  
*Printed for distribution and sessional papers.*
- 10a.** Report relating to Mail Subsidies and Steamship Subventions as controlled by the Department of Trade and Commerce, for the fiscal year ending 31st March, 1918, with traffic returns, etc., to 31st December, 1918. Presented by Hon. Mr. Maclean, May 8, 1919.  
*Printed for distribution and sessional papers.*
- 10b.** Annual Report of the Trade of Canada (imports for consumption and exports), for the fiscal year ending 31st March, 1918. Presented by Hon. Mr. Maclean, May 28, 1919.  
*Printed for distribution and sessional papers.*
- 10c.** Grain Commissioners of Canada, year ending March 31, 1918.  
*Printed for distribution and sessional papers.*
- 10d.** Criminal Statistics for year ended September, 1918.  
*Printed for distribution and sessional papers.*

### CONTENTS OF VOLUME 4.

- 11.** Trade Report of the Department of Customs containing the tables and statements of Imports and Exports of the Dominion of Canada for the fiscal year ending 31st March, 1918. Presented by Hon. Mr. Reid, March 18, 1919.  
*Printed for distribution and sessional papers.*
- 11a.** Shipping Report of the Department of Customs, containing the statements of Navigation and Shipping of the Dominion of Canada, for the fiscal year ending 31st March, 1918. Presented by Hon. Mr. Reid, March 25, 1919.  
*Printed for distribution and sessional papers.*

### CONTENTS OF VOLUME 5.

- 12.** Reports, Returns and Statistics of the Inland Revenue of the Dominion of Canada, for the year ending 31st March, 1918.—Part I.—Excise. Presented by Hon. Mr. Reid, March 18, 1919...  
*Printed for distribution and sessional papers.*
- 13.** Inland Revenue, Annual Report, Part II—Weights and Measures, Gas and Electricity.  
*Printed for distribution and sessional papers.*
- 14.** Inland Revenue, Annual Report, Part III—Adulteration of Food.  
*Printed for distribution and sessional papers.*
- 15.** Report of the Minister of Agriculture for the Dominion of Canada, for the year ending 31st March, 1918. Presented by Hon. Mr. Crerar, February 28, 1919.  
*Printed for distribution and sessional papers.*
- 15a.** The Agricultural Instruction Act, 1917-18, pursuant to section 8, chapter 5 of 3-4 George V. Presented by Hon. Mr. Crerar, February 28, 1919.  
*Printed for distribution and sessional papers.*
- 15b.** Report of the Veterinary Director General for the year ending March 31, 1918. Presented by Hon. Mr. Carvell, July 5, 1919...  
*Printed for distribution and sessional papers.*
- 16.** Report of the Dominion Experimental Farms for the fiscal year ending 31st March, 1918.—Appendix to the Report of the Minister of Agriculture. Presented by Hon. Mr. Crerar, February 28, 1919...  
*Printed for distribution and sessional papers.*

### CONTENTS OF VOLUME 6.

- 17.** Report of the Census of Industry, 1917. Part I, Agricultural Statistics. Presented by Hon. Mr. Carvell, March 18, 1919...  
*Printed for distribution and sessional papers.*
- 17a.** Report of the Census of Industry, 1917—Part II. Dairying.  
*Printed for distribution and sessional papers.*
- 17b.** Report of the Census of Industry, 1917—Part III. Fisheries Statistics.  
*Printed for distribution and sessional papers.*



### CONTENTS OF VOLUME 6—*Continued.*

- 17c.** Report of the Census of Industry, 1917—Part IV, Section 4, Pulp and Paper. Presented by Hon. Mr. Maclean, April 24, 1919... *Printed for distribution and sessional papers.*
- 17c.** (1) Report of the Census of Industry, 1917, Part IV—Forestry—Lumber, Laths and Shingles. *Printed for distribution and sessional papers.*
- 17c.** (3) Report of the Census of Industry, 1917—Part IV—Forestry—Sash and Doors, Planing Mills, etc. *Printed for distribution and sessional papers.*
- 17c.** (4) Report of the Census of Industry, 1917, Part IV—Forestry—Pulp and Paper. *Printed for distribution and sessional papers.*
- 17c.** (5) Report of the Census of Industry, 1917, Part IV—Forestry—Wood Distillation. *Printed for distribution and sessional papers.*

### CONTENTS OF VOLUME 7.

- 18.** Annual Report of the Department of Immigration and Colonization, for the fiscal year ending 31st March, 1918. Presented by Hon. Mr. Calder, February 28, 1919. *Printed for distribution and sessional papers.*
- 19.** Report of the Minister of Public Works on the works under his control, for the fiscal year ending 31st March, 1918. Presented by Hon. Mr. Carvell, February 26, 1919. *Printed for distribution and sessional papers.*
- 20.** Annual Report of the Department of Railways and Canals, for the fiscal year from 1st April, 1917, to 31st March, 1918. Presented by Hon. Mr. Reid, March 26, 1919. *Printed for distribution and sessional papers.*
- 20a.** Canal Statistics for the season of navigation, 1918. Presented by Hon. Mr. Reid, May 30, 1919... *Printed for distribution and sessional papers.*
- 20b.** Railway Statistics of the Dominion of Canada, for the year ending 30th June, 1918. Presented by Hon. Mr. Reid, May 30, 1919. *Printed for distribution and sessional papers.*
- 20c.** Thirteenth Report of the Board of Railway Commissioners for Canada, for the year ending 31st March, 1918. Presented by Hon. Mr. Reid, February 27, 1919. *Printed for distribution and sessional papers.*
- 20d.** Telephone Statistics of the Dominion of Canada, for the year ending 30th June, 1918. Presented by Hon. Mr. Reid, April 24, 1919. *Not printed.*
- 20e.** Express Statistics of the Dominion of Canada, for the years ended June 30, 1917 and 1918. Presented by Hon. Mr. Reid, April 24, 1919... *Not printed.*
- 20f.** Telegraph Statistics of the Dominion of Canada, for the years ending June 30, 1917 and 1918. Presented by Hon. Mr. Reid, April 24, 1919. *Not printed.*

### CONTENTS OF VOLUME 8.

- 21.** Fifty-first Annual Report of the Department of Marine and Fisheries, for the year 1917-18—Marine. Presented by Hon. Mr. Maclean, February 26, 1919. *Printed for distribution and sessional papers.*
- 22.** List of Shipping issued by the Department of Marine and Fisheries, as on the 31st December, 1918. Presented by Hon. Mr. Ballantyne, June 16, 1919. *Printed for distribution and sessional papers.*
- 23.** Supplement to the Fifty-first Annual Report of the Department of Marine and Fisheries, for the fiscal year 1917-18 (Marine)—Steamboat Inspection Report. Presented by Hon. Mr. Ballantyne, May 13, 1919... *Printed for distribution and sessional papers.*
- 24.** Report of the Postmaster General, for the year ending 31st March, 1918. Presented by Hon. Mr. Rowell, February 26, 1919... *Printed for distribution and sessional papers.*
- 25.** Annual Report of the Department of the Interior, for the fiscal year ending 31st March, 1918. Presented by Hon. Mr. Meighen, March 4, 1919. *Printed for distribution and sessional papers.*
- 26.** Summary Report of the Geological Survey, Department of Mines, for the calendar year 1918. Presented by Hon. Mr. Maclean, March 28, 1919. *Printed for distribution and sessional papers.*
- 26a.** Summary Report of the Mines Branch of the Department of Mines, for the calendar year, 1918... *Printed for distribution and sessional papers.*



### CONTENTS OF VOLUME 9.

27. Report of the Department of Indian Affairs, for the year ending 31st March, 1918. Presented by Hon. Mr. Meighen, March 6, 1919.  
*Printed for distribution and sessional papers.*
28. Report of the Royal Northwest Mounted Police, for the year ending 30th September, 1918. Presented by Hon. Mr. Rowell, June 16, 1919.  
*Printed for distribution and sessional papers.*
29. Report of the Secretary of State of Canada, for the year ending 31st March, 1918. Presented by Hon. Mr. Burrell, March 3, 1919.  
*Printed for distribution and sessional papers.*
- 29a. Canadian Archives, for year ended December 31, 1918.  
*Printed for distribution and sessional papers.*
30. The Civil Service List of Canada, 1918. Presented by Hon. Mr. Burrell, March 12, 1919.  
*Printed for distribution and sessional papers.*

### CONTENTS OF VOLUME 10.

31. Tenth Annual Report of the Civil Service Commission of Canada, for the year ending 31st August, 1918. Presented by Hon. Mr. Burrell, April 7, 1919.  
*Printed for distribution and sessional papers.*
32. Annual Report of the Department of Public Printing and Stationery, for the fiscal year ending 31st March, 1918. Presented by Hon. Mr. Maclean, April 10, 1919.  
*Printed for distribution and sessional papers.*
33. Report of the Secretary of State for External Affairs, for the year ending 31st March, 1918. Presented by Hon. Mr. Rowell, April 9, 1919.  
*Printed for distribution and sessional papers.*
34. Report of the Minister of Justice as to Penitentiaries, for fiscal year ending March 31, 1918.  
*Printed for distribution and sessional papers.*
35. Report of the Militia Council for the Dominion of Canada, for the fiscal year ending 31st March, 1918. Presented by Hon. Mr. Mewburn, February 26, 1919.  
*Printed for distribution and sessional papers.*
36. Report of the Department of Labour, for the fiscal year ending 31st March, 1918. Presented by Sir Thomas White, May 26, 1919.  
*Printed for distribution and sessional papers.*
37. Annual Report of the Editorial Committee on Governmental Publications, dated 1st March, 1919. Presented by Hon. Mr. Maclean, April 16, 1919.  
*Printed for distribution and sessional papers.*
38. Report of the Department of the Naval Service, for the fiscal year ending 31st March, 1918. Presented by Hon. Mr. Maclean, February 28, 1919.  
*Printed for distribution and sessional papers.*
39. Fifty-first Annual Report of the Fisheries Branch of the Department of the Naval Service, 1918. Presented by Hon. Mr. Maclean, February 28, 1919.  
*Printed for distribution and sessional papers.*
40. Report of the Joint Librarians of Parliament. Presented by Hon. Mr. Speaker, February 20, 1919. . . . .*Not printed.*
41. Communication received by the Clerk of the House conveying to the House of Commons of Canada a resolution adopted by the Constitutional Congress of the Republic of Costa Rica setting forth the joy of the people of Costa Rica upon the termination of the war and the triumph of the allied arms. Presented by Hon. Mr. Speaker, 1919.  
*Not printed.*
42. Copy of Order in Council, P.C. 1891, dated 14th August, 1918, *re* Regulations relative to the certificates of Masters and Mates.—(*The Senate.*) . . . . .*Not printed.*
43. Statement of the leases of wharves, piers or breakwaters, under the control of the Minister of Marine and Fisheries, and on the conditions of these leases as issued under Chapter 17 of the Statutes of 1909, by the said minister.—(*The Senate.*) . . . . .*Not printed.*
44. Statement of harbour dues collected during the fiscal year 1917-18, in accordance with the provisions of Section 859 of Chapter 113, of the Revised Statutes of Canada, 1906.—(*The Senate.*) . . . . .*Not printed.*

---

 CONTENTS OF VOLUME 10—*Continued.*

45. Statement of fees received on account of Sick Mariners' Fund during the fiscal year 1917-18, in accordance with the provisions of Section 387 of Chapter 113, of the Revised Statutes of Canada, 1906.—(*The Senate.*) . . . . .*Not printed.*
46. Copies of General Orders promulgated to the Militia for the period between 1st January, 1918, and 2nd February, 1919. Presented by Hon. Mr. Mewburn, February 26, 1919. . . . .*Not printed.*
47. Copies of all Routine Orders of the Canadian Expeditionary Force promulgated from 2nd January, 1918, to 22nd February, 1919. Presented by Hon. Mr. Mewburn, February 26, 1919. . . . .*Not printed.*
48. Copy of a despatch from the Right Hon. the Secretary of State for the Colonies to His Excellency the Governor General, transmitting copies of a parliamentary paper containing extracts from the minutes of the proceedings of the Imperial War Conference, 1918, and papers laid before the conference. Presented by Hon. Mr. Rowell, February 26, 1919. . . . .*Not printed.*
49. Statement showing appropriation account of the Royal Northwest Mounted Police, 1917-18, in accordance with Chapter 91, Section 27, of the Revised Statutes. Presented by Hon. Mr. Rowell, February 26, 1919. . . . .*Not printed.*
- 49a. Copy of Orders in Council, as follows:—  
     P.C. 1287, dated 25th May, 1918,—Leave of absence for members of the force overseas.  
     P.C. 2213, dated 7th October, 1918,—Prohibiting members of the Royal Northwest Mounted Police from becoming associated with any trades union organization.  
     P.C. 3076, dated 12th December, 1918,—Increasing the force of the Northwest Mounted Police to its authorized strength of 1,200, etc.  
     P.C. 3175, dated 24th December, 1918,—Increased pay to non-commissioned officers and men of the Royal Northwest Mounted Police.  
     P.C. 159, dated 27th January, 1919,—Transfer of the control of the registration of alien enemies for the provinces of Manitoba, British Columbia, Saskatchewan, Alberta, and that part of Ontario in Military District No. 10. Presented by Hon. Mr. Rowell, February 28, 1919. . . . .*Not printed.*
50. Copies of Orders in Council, as follows:—  
     P.C. 2206, dated 12th September, 1918,—Extension of scope of Department of Public Information.  
     P.C. 2208, dated 12th September, 1918,—Appointment of Dr. George H. Locke as Associate Director of Public Information. Presented by Hon. Mr. Rowell, February 26, 1919. . . . .*Not printed.*
- 50a. Return to an Order of the House of the 24th March, 1919, for a return showing:—1. The duties of the Department of Public Information. 2. What publication it issues. 3. The annual cost of the department. 4. The names of the men employed, their former occupations and present salaries. 5. The number of newspaper men employed by the said department. Presented March 31, 1919.—*Mr. Pedlow*. . . . .*Not printed.*
- 50b. Return to an Order of the House of the 19th March, 1919, for a return showing the names of all persons employed up to 1st March, 1919, in the Department of Public Information, the class of work each person is doing, the salary or wages paid, the living or other expenses paid, and the former occupation of each person, along with a statement showing what other work, if any, said person was employed in. Presented April 1, 1919.—*Mr. Proulx*. . . . .*Not printed.*
51. Copies of Orders in Council passed since last session of parliament in respect to emergency legislation, as follows:—  
     P.C. 1187, dated 18th May, 1918.—Requests War Trade Board to communicate with responsible persons with a view to increasing the production of pig-iron in Canada on the basis of a government guarantee for the purchase of the product for a series of years and to report.  
     P.C. 1507, dated 15th June, 1918,—Prohibits exportation of leather except under license.  
     P.C. 1525, dated 22nd June, 1918,—Authorizes War Trade Board to negotiate with a responsible company from British Columbia to be formed, to establish a blast furnace and manufacture pig-iron.  
     P.C. 1798, dated 27th July, 1918,—Approves regulations amending the regulations of the 15th March, 1918, respecting the price of coal and importation, etc. thereof, as to method of calculating overhead charges to determine the cost price of coal, etc.  
     P.C. 2022, dated 16th August, 1918,—Authorizes Fuel Controller to make regulations subject to the approval of the Governor General in Council governing the price of gasoline and fuel oil and the production, distribution, sale, etc., thereof, and to make any necessary investigation.

## CONTENTS OF VOLUME 10—*Continued.*

P.C. 2035, dated 3rd September, 1918,—Empowers War Trade Board to control and regulate the production and distribution of iron and steel and the products thereof, and to make orders to increase the production thereof and if necessary to place government orders or give assistance subject to the approval of the Governor in Council.

P.C. 2136, dated 3rd September, 1918,—Authorizes bounties on linen yarns spun in Canada from Canadian flax in the three years beginning 1st April, 1919, and ending 31st March, 1922.

P.C. 2153, dated 5th September, 1918,—Further amends the Order in Council of the 11th June, 1917, creating and giving powers to the Board of Grain Supervisors.

P.C. 2370, dated 2nd October, 1918,—Approved regulations as to gasoline respecting permits to dealers and retail prices and prohibiting retail sale on Sunday.

P.C. 2483, dated 9th October, 1918,—Approves regulations and agreement submitted by Board of Grain Supervisors respecting chartering and marine insurance on grains until the close of navigation. Presented by Hon. Mr. Maclean, February 26, 1919. . . . . *Not printed.*

### 51a. Orders in Council:—

P.C. 2158, dated the 6th September, 1918,—Making regulations governing inspection of bituminous coal and lignite in Canada.

P.C. 2228, dated the 12th September, 1918,—Making regulations governing the distribution of industrial coal in Canada.

P.C. 2268, dated the 13th September, 1918,—Extending the powers of the Fuel Controller.

P.C. 3004, dated the 5th December, 1918,—Amending and consolidating regulations made by the Fuel Controller.

P.C. 3037, dated the 24th December, 1918,—Authorizing inquiries into the project of obtaining increased production of coal in the province of Nova Scotia.

P.C. 1690, dated the 12th July, 1918,—Contract between the Government and the Midland Iron and Steel Company.

P.C. 1712, dated the 18th July, 1918,—Contract between the Government and the Parry Sound Iron Company.

P.C. 122, dated the 17th January, 1919,—Authorizing certain payments on the production of pig-iron.

P.C. 399, dated the 24th February, 1919,—Authorizing certain payments to be made on the production of malleable iron.

P.C. 2058, dated the 22nd August, 1918,—Arrangements for the financing of the importations of New Zealand and Australian wool.

P.C. 3010, dated the 6th December, 1919,—Constituting the Canadian Trade Commission.

P.C. 2734, dated the 7th November, 1918,—Constituting the London Trade Mission.

P.C. 2595, dated the 21st October, 1918,—Constituting the economic commission to Siberia.

P.C. 344, dated the 20th February, 1919,—With respect to the arrangements entered into with the Siberian Supply Company. Presented by Hon. Mr. Maclean, February 3, 1919. . . . . *Not printed.*

### 52. Copies of Orders in Council, as follows:—

P.C. 81-1380, dated 3rd June, 1918. Allowance in lieu of medical allowance.

P.C. 86-1513, 20th June, 1918. Rates of pay.

P.C. 1575, 2nd July, 1918. Increases in pay.

P.C. 2225, 12th September, 1918. Allowances for accountant officers of depot ships.

P.C. 2707, 6th November, 1918. Rates of pay, R.C.N.S.

P.C. 2893, 23rd November, 1918. Provisional allowance.

P.C. 1313, 3rd June, 1918. Amendment Defence of Canada Order.

P.C. 1075, 6th June, 1918. Amendment Defence of Canada Order.

P.C. 2275, 13th September, 1918. Amendment Defence of Canada Order.

P.C. 2626, 26th October, 1918. Issue of war badges.

P.C. 2868, 21st November, 1918. Separation allowance.

P.C. 269, 9th February, 1919. Issue of war badges. Presented by Hon. Mr. Ballantyne, February, 1919. . . . . *Not printed.*

### 52a. Copy of Orders in Council:—

P.C. 1313, dated 3rd June, 1918,—Amendment, Defence of Canada Order.

P.C. 1075, dated 6th June, 1918,—Amendment, Defence of Canada Order.

P.C. 2257, dated 13th September, 1918,—Amendment, Defence of Canada Order.

P.C. 2626, dated 26th October, 1918,—Issue of war badges.

P.C. 2868, dated 21st November, 1918,—Separation allowance.

P.C. 269, dated 9th February, 1919,—Issue of war badges.

P.C. 81-1380, dated 3rd June, 1918,—Allowance in lieu of medical allowance.

P.C. 86-1513, dated 20th June, 1918,—Rates of pay.

P.C. 1575, dated 2nd July, 1918,—Increase in pay.

P.C. 2225, dated 12th September, 1918,—Allowances for accountant officers of depot ships.



# CONTENTS OF VOLUME 10—*Continued.*

- P.C. 2707, dated 6th November, 1918,—Rates of pay, R.C.N.S.  
P.C. 2893, dated 23rd November, 1918,—Provisional allowance. Presented by Hon. Mr. Maclean, February 28, 1919... *Not printed.*
- 52*b.* Copy of Order in Council, P.C. 565, dated 14th March, 1919: Separation allowances in Canadian Naval Service. Presented by Hon. Mr. Maclean, March 20, 1919. *Not printed.*
- 52*c.* Copy of an Order in Council, P.C. 589, dated the 19th March, 1919,—Cancellation of certain sections of the Defence of Canada Order, 1917. Presented by Hon. Mr. Maclean, March 27, 1919... *Not printed.*
- 52*d.* Copy of Order in Council P.C. 778, dated 9th April, 1919, *re* uniform allowance to nursing sisters of the Royal Canadian Navy. Presented by Hon. Mr. Maclean, April 16, 1919. *Not printed.*
- 52*e.* Amendments to Radiotelegraph Regulations: Private Commercial Licenses. Emergency Certificates. Presented by Hon. Mr. Ballantyne, May 1, 1919... *Not printed.*
- 52*f.* Radiotelegraph Regulations:—Issue of licenses for amateur stations. Fees for examinations for Emergency Certificates for Proficiency. Presented by Hon. Mr. Ballantyne, May 6, 1919... *Not printed.*
- 52*g.* Copy of Order in Council, P.C. 1038, dated 19th May, 1919, respecting the Department of the Naval Service: Issue of war badges. Presented by Hon. Mr. Ballantyne, May 27, 1919... *Not printed.*
- 52*h.* Order in Council P.C. 1172, dated 6th June, 1919, respecting issue of war badges.—(*The Senate.*)... *Not printed.*
- 52*i.* Copy of Order in Council, P.C. 1222, dated 14th June, 1919, respecting war bonus to officers and men in the Canadian navy. Presented by Hon. Mr. Ballantyne, July 2, 1919. *Not printed.*
53. Copies of Orders in Council respecting housing: P.C. 2997, dated 3rd December, 1918, P.C. 3067, dated 12th December, 1918. P.C. 374, dated 20th February, 1919. Presented by Hon. Mr. Rowell, February 27, 1919... *Not printed.*
- 53*a.* Copy of Order in Council, P.C. 907, dated 1st May, 1919, approving of the General Housing Scheme of the Province of British Columbia. Presented by Hon. Mr. Rowell, May 6, 1919... *Not printed.*
- 53*b.* Copy of Order in Council, P.C. 1130, dated 29th May, 1919, approving of the General Scheme of Housing of the Province of Quebec. Presented by Hon. Mr. Rowell, June 2, 1919... *Not printed.*
- 53*c.* Copy of Order in Council, P.C. 1201, dated 11th June, 1919, approving General Scheme of Housing of the Province of Manitoba. Presented by Hon. Mr. Rowell, June 13, 1919... *Not printed.*
- 53*d.* Copy of Order in Council, P.C. 1266, dated 23rd June, 1919, approving the General Scheme of Housing of the Province of New Brunswick. Presented by Hon. Mr. Rowell, June 24, 1919.
54. P.C. 3176, dated 24th December, 1918,—Resumption of work upon those sections of the Welland Ship Canal which had been already commenced and partly completed on a percentage basis.  
P.C. 3036,—Welland Ship Canal; authorizing resumption of work thereon.  
P.C. 3190, dated 27th December, 1918,—Amendment of Order in Council, P.C. 3176, dated 24th December, 1918,—Welland canal contracts with firm of which Senator M. J. O'Brien was formerly a member. Presented by Hon. Mr. Reid, February 28, 1919. *Not printed.*
- 54*a.* Copies of contracts between His Majesty the King and the Dominion Dredging Company, Limited; Baldry, Yerburgh and Hutchison, Limited; Doheny, Quinlan and Robertson; and Canadian Dredging Company, Limited, dated 17th January, 1919, in respect to the carrying on of certain work in connection with the Welland Ship Canal. Presented by Hon. Mr. Reid, April 23, 1919... *Not printed.*
55. P.C. 3000, dated 5th December, 1918,—Improvement of highways, and appointment of Mr. A. W. Campbell, M. Can. Soc. C.E., in connection therewith. Presented by Hon. Mr. Reid, February 28, 1919... *Not printed.*
56. P.C. 3083, dated 19th December, 1918,—Resumption of work on the Severn Division of the Trent canal; agreement with the York Construction Company on a percentage basis.  
P.C. 3084, dated 19th December, 1918,—Contract with the Randolph MacDonald Company for the construction of Section No. 3 of the Severn Division of the Trent canal on a percentage basis. Presented by Hon. Mr. Reid, February 28, 1919. *Not printed.*

---



---

 CONTENTS OF VOLUME 10—*Continued.*

57. P.C. 2854, dated 20th November, 1918,—Persons composing Board of Directors of the Canadian Northern Railway Company to be from time to time also Board of Management of the Canadian Government Railways.  
 P.C. 2454, dated 4th October, 1918,—Purchase of balance of capital stock of the Canadian Northern Railway Company.  
 P.C. 2331, dated 23rd September, 1918,—Acquirement of the Toronto Suburban Railway Company and the Toronto Eastern Railway Company by the Directors of the Canadian Northern Railway Company.  
 P.C. 3182, dated 27th December, 1918,—Transfer of two wharves (ocean piers Nos. 2 and 3), at Ogden Point, Victoria, B.C., to the control of the Board of Directors of the Canadian Northern Railway.  
 P.C. 3122, dated 20th December, 1918,—Authorizing the use of the name "Canadian National Railways," in lieu of the names Canadian Northern Railway System and Canadian Government Railways.  
 P.C. 3120, dated 20th December, 1918,—Equipment requirements for the year 1919, covering the Canadian Northern Railway System and the Canadian Government Railways.  
 P.C. 3121, dated 20th December, 1918,—Authorizing the directors of the Canadian Northern Railway to incur expenditures for work urgently required on the Canadian Northern Railway or Government Railways System, not to exceed in all ten million dollars.  
 P.C. 2111, dated 30th August, 1918,—Acquiring branch lines in New Brunswick as feeders to the Government Railway System.  
 P.C. 182, dated 29th January, 1919,—Government wharf at Vancouver, B.C., removed from the control of the Vancouver Harbour Commissioners to that of the Department of Railways and Canada.  
 P.C. 1691, dated 5th July, 1918,—Loan to Canadian Northern Railway Company. Presented by Hon. Mr. Reid, February 28, 1919. . . . .*Not printed.*
58. P.C. 117, dated 20th January, 1919,—Engineering data on the construction of the Quebec Bridge to be printed for distribution. Presented by Hon. Mr. Reid, February 28, 1919. . . . .*Not printed.*
59. P.C. 1768, dated 16th July, 1918,—Wage increase on Canadian Railways; increase in freight rates on Canadian Railways. Presented by Hon. Mr. Reid, February 28, 1919. . . . .*Not printed.*
60. Report of the Canada Food Board, 1918. Presented by Hon. Mr. Crerar, February 28, 1919. . . . .*Not printed.*
61. Regulations under "The Destructive Insect and Pest Act," pursuant to Section 9, Chapter 31 of 9-10 Edward VII. Presented by Hon. Mr. Crerar, February 28, 1919. . . . .*Not printed.*
62. Copy of the Judgment and Reasons of the Supreme Court of Canada in the case of George Edwin Gray, *Habeas Corpus* proceedings. Presented by Sir Thomas White, February 28, 1919. . . . .*Not printed.*
63. P.C. 113, dated 17th January, 1919,—Prohibiting the import and export of Russian roubles. Presented by Sir Thomas White, February 28, 1919. . . . .*Not printed.*
64. P.C. 3188, dated 14th January, 1919,—Repealing restrictions on issue of securities and shares. Presented by Sir Thomas White, February 28, 1919. . . . .*Not printed.*
65. P.C. 3208, dated 2nd January, 1919,—Respecting credit to Imperial Government for purchase of timber in Canada. Presented by Sir Thomas White, February 28, 1919. . . . .*Not printed.*
66. P.C. 2355, dated 25th September, 1918,—Respecting the National War Savings Committee. Presented by Sir Thomas White, February 28, 1919. . . . .*Not printed.*
67. P.C. 2740, dated 7th November, 1918,—Placing potatoes on free list. Presented by Sir Thomas White, February 28, 1919. . . . .*Not printed.*
68. P.C. 2089, dated 24th August, 1918,—Prohibiting export of silver. Presented by Sir Thomas White, February 28, 1919. . . . .*Not printed.*
69. P.C. 1354, dated 3rd June, 1918,—Prohibiting export of gold. Presented by Sir Thomas White, February 28, 1919. . . . .*Not printed.*
70. P.C. 2001, dated 14th August, 1918,—Respecting undertaking with banks in connection with 1918 wheat crop. Presented by Sir Thomas White, February 28, 1918. . . . .*Not printed.*
71. P.C. 2058, dated 22nd August, 1918,—Respecting advances for purchase of wool. Presented by Sir Thomas White, February 28, 1919. . . . .*Not printed.*
72. P.C. 179, dated 29th January, 1919,—Repatriation of soldiers' dependents. Presented by Sir Thomas White, February 28, 1919. . . . .*Not printed.*



# CONTENTS OF VOLUME 10—*Continued.*

73. P.C. 2823, dated 15th November, 1918,—Establishment of a sub-committee of Council, dealing with demobilization questions and industrial labour conditions. Presented by Sir Thomas White, February 28, 1919. . . . .*Not printed.*
74. P.C. 2798, dated 15th November, 1918,—Establishing a Power Sub-Committee of the Cabinet. Presented by Sir Thomas White, February 28, 1919. . . . .*Not printed.*
75. P.C. 2734, dated 7th November, 1918,—Establishing the Canadian Trade Mission in London. Presented by Sir Thomas White, February 28, 1919. . . . .*Not printed.*
76. P.C. 2270, dated 16th September, 1919,—Establishment of "The Paper Control Tribunal."  
P.C. 2310, dated 19th September, 1918,—Appointment of three judges to be members of "The Paper Control Tribunal."  
P.C. 2581, dated 19th October, 1918,—Licenses for export of paper. Presented by Sir Thomas White, February 28, 1919. . . . .*Not printed.*
- 76a. Copies of Orders in Council respecting the quantity and price of newsprint to be furnished by the manufacturers to the publishers in Canada, from the 7th February, 1917, to 11th November, 1918, inclusive. Presented by Sir Thomas White, July 3, 1919. . . . .*Not printed.*
77. P.C. 1222, dated 18th May, 1918,—Amalgamating and combining the Department of Customs and Inland Revenue. Presented by Sir Thomas White, February 28, 1919. . . . .*Not printed.*
78. And also,—Copy of Mr. Justice Hodgins' Report on the *Northland* inquiry. Presented by Sir Thomas White, February 28, 1919. . . . .*Not printed.*
79. P.C. 968, dated 25th May, 1918,—Regulations *re* Documents to be carried.  
P.C. 1325, dated 29th May, 1918,—Reward for apprehension of deserters.  
P.C. 1305, dated 5th June, 1918,—Control of Dominion Police Force transferred to Department of Militia and Defence. Remuneration of members and establishment of Force.  
P.C. 1459, dated 12th June, 1918,—Natives of India of unmixed Asiatic descent and their descendants exempt from military service.  
P.C. 1490, dated 15th June, 1918,—Amendment to Section 1, Paragraph (a) of 30th April, 1918,—Documents to be carried.  
P.C. 1567, dated 22nd June, 1918,—Amendments to Sections 4 and 5, P.C. 919, 20th April, 1918. Cancelling exemption to all members of Class 1 who at the date of the claim for exemption made by or on their behalf gave their ages as 20, 21 or 22.  
P.C. 1697, dated 5th July, 1918,—Men whose exemptions were cancelled by virtue of P.C. 919 of 20th April, 1918, to be dealt with as provided by that Order in Council, notwithstanding judgment of Supreme Court of Alberta.  
P.C. 1647, dated 12th July, 1918,—Regulation *re* issue of temporary exemption certificate.  
P.C. 1795, dated 17th July, 1918,—Hearing by Supreme Court of case of George Edwin Gray.  
P.C. 1850, dated 27th July, 1918,—Regulation *re* discharge of members of C.E.F. to R.F.C. and R.A.F.  
P.C. 1851, dated 27th July, 1918,—Regulation *re* duties of man who becomes resident of Canada after class of which he is a member has been called out.  
P.C. 1931, dated 1st August, 1918,—Draft Proclamation *re* amnesty to deserters and defaulters.  
P.C. 1906, dated 5th August, 1918,—Penalty for employing, concealing or assisting deserter or absentee without leave, Section 106, Regulations amended.  
P.C. 1907, dated 5th August, 1918,—American Convention enforced from July 30, 1918.  
P.C. 1953, dated 10th August, 1918,—Regulations *re* 100,000 limit.  
P.C. 2044, dated 20th August, 1918,—Regulations of American Convention.  
P.C. 2017, dated 3rd September, 1918,—Provision for certain British subjects who are also subjects of Neutral State making declaration of alienage during war. Regulation 11 amended.  
P.C. 2138, dated 5th September, 1918,—Regulation amending clause "C," Section 1 of P.C. 1013 of April 30, 1918, in so far as the Provinces of Manitoba, Saskatchewan and Alberta are concerned.  
P.C. 2242, dated 13th September, 1918,—Penalty for giving false or misleading information on questionnaire and for failure to return questionnaire within the prescribed time. Section 93 Regulations amended.  
P.C. 2243, dated 13th September, 1918,—Penalty for attempting to bribe any person connected with administration of Act.  
P.C. 2252, dated 13th September, 1918,—Additional powers conferred on the Chief Commissioner of Dominion Police.

# CONTENTS OF VOLUME 10—Continued.

P.C. 2122, dated 19th September, 1918,—Documents to be carried (P.C. 1013 of the 30th April, 1918, P.C. 1226, of the 20th May, 1918, and P.C. 1490 of the 15th June, 1918, amended).

P.C. 2320, dated 19th September, 1918,—Powers conferred on the Chief Commissioner of Dominion Police (P.C. 1852, 27th July, 1918, amended).

P.C. 2410, dated 28th September, 1918,—Regulation *re* extension of time for laying a complaint for an offence punishable on summary conviction under the authority of the War Measures Act, 1914.

P.C. 2452, dated 4th October, 1918,—Order to report for medical examination (Section 1, paragraph "m" Regulations amended).

P.C. 2453, dated 4th October, 1918,—Sections 81, 82, 106 Regulations amended.

P.C. 2517, dated 11th October, 1918,—Regulations *re* change of occupation during winter months.

P.C. 2492, dated 12th October, 1918,—Penalty for concealing or assisting deserter or absentee without leave (Regulation 106 amended).

P.C. 2553, dated 17th October, 1918,—The issue under the signature of the Central Appeal Judge or the Clerk to the Central Appeal Judge or the Judge of any Appeal Tribunal of certified copies or certificate as to records, proceedings or decisions in their respective offices and such copies or certificate shall be receivable in evidence.

P.C. 2585, dated 23rd October, 1918,—In case of man who fails to report for duty or for medical examination as ordered by Registrar, certificate of Registrar to be accepted as evidence. P.C. 3168, 9th November, 1917, amended.

P.C. 2586, dated 23rd October, 1918,—Regulation *re* person who fails to report to the Registrar as required by P.C. 919 of 20th April, 1918, or by the Proclamation of 6th May, 1918, shall be deemed to be a soldier absent without leave from midnight of the last day limited for reporting.

P.C. 2587, dated 23rd October, 1918,—Duty of employer to give certain information. Penalty for failure. P.C. 510, 2nd March, 1918, amended.

P.C. 2588, dated 23rd October, 1918,—Registrar empowered to determine any application for renewal of exemption.

P.C. 2622, dated 25th October, 1918,—Regulations *re* Mennonites and Doukhobors.

P.C. 2631, dated 26th October, 1918,—Franking privilege extended to the Clerk of the Central Appeal Judge.

P.C. 2632, dated 26th October, 1918,—Penalty for failure to attend to medical examination. Section 104 Regulations amended.

P.C. 2658, dated 30th October, 1918,—Regulations *re* discharge from C.E.F. to R.F.C. and R.A.F. P.C. 1850, 27th July, 1918, amended.

P.C. 2694, dated 2nd November, 1918,—Regulations *re* identification of persons excepted from Military Service, etc.

P.C. 2828, dated 15th November, 1918,—Rescinding Order in Council, P.C. 1433, dated 24th May, 1917, *re* exodus from Canada of persons likely to be affected by the Military Service Act.

P.C. 3051, dated 11th December, 1918,—Discharge of men belonging to Class 1 who could not be usefully employed in the C.E.F. by reason of low category.

P.C. 3090, dated 16th December, 1918,—Proceedings in relation to applications for exemption to be suspended during the armistice.

P.C. 3107, dated 17th December, 1918,—Regulations *re* transfer of prisoners from one prison to another when accommodation is not sufficient.

P.C. 3211, dated 2nd January, 1919,—Regulations *re* procedure against deserters and persons absent from Military Service without leave, amended.

P.C. 101, dated 16th January, 1919,—Regulations *re* failing to report for duty. Certificate of Registrar to be accepted as evidence.

P.C. 102, dated 16th January, 1919,—Regulations *re* reward for apprehension of deserters.

P.C. 293, dated 12th February, 1919,—Prosecutions under Section 16, Sub-section of the Military Service Act, 1917. Consent of Minister of Justice, etc.

P.C. 314, dated 12th February, 1919,—Regulations *re* deserters and absentees without leave may be delivered into military custody. Trial of such persons. Presented by Hon. Mr. Meighen, February 28, 1919. . . . .*Not printed.*

79a. Copies of Orders in Council in respect to Militia and Defence and the Canadian Expeditionary Forces. Presented by Hon. Mr. Mewburn, March 4, 1919. . . . .*Not printed.*

80. Copy of a General Order of the Supreme Court, adopted on the 8th October, 1918, amending certain Rules of the Supreme Court of Canada. Presented by Hon. Mr. Meighen, February 28, 1919. . . . .*Not printed.*

81. Copy of a Parliamentary Paper (C.D. 9212) containing the conditions of the Armistice with Germany, received by His Excellency the Governor General from the Secretary of State for the Colonies, together with a copy of a telegram from His Majesty's Ambassador at Paris, on the subject of the extension of the Armistice with Germany. Presented by Hon. Mr. Rowell, February 28, 1919. . . . .*Not printed.*

---



---

## CONTENTS OF VOLUME 10—*Continued.*

- 81*a.* Also,—Copy of the terms of the Armistice with Turkey and of the Armistice with Austria-Hungary, received by His Excellency the Governor General from the Secretary of State for the Colonies. Presented by Hon. Mr. Rowell, February 28, 1919.  
*Not printed.*
- 81*b.* Copy of a letter from the Secretary of State for the Colonies, to His Excellency the Governor General, of the 25th of February, 1919, transmitting copies of the Convention signed on the 16th January, 1919, prolonging the Armistice with Germany, together with copies of the Financial Protocol of the 13th of December, 1918. Presented by Hon. Mr. Rowell, March 18, 1919... *Not printed.*
- 81*c.* Copy of a pamphlet received from the Secretary of State for the Colonies, intitled: "Terms of the Armistice concluded between the allied Governments and the Governments of Germany, Austria-Hungary and Turkey. Presented by Hon. Mr. Rowell, May 5, 1919... *Not printed.*
82. Statement of Wharfage Collections for the fiscal year 1917-18, in accordance with the provisions of Chapter 112, Section 14, Revised Statutes, 1906. Presented by Hon. Mr. Maclean, February 28, 1919... *Not printed.*
83. Statement of Superannuation and Retiring Allowances in the Civil Service during the year ending 31st December, 1918, showing name, rank, salary, service allowance and cause of retirement of each person superannuated or retired, also whether vacancy has been filled by promotion, or by appointment, and the salary of any new appointee. Presented by Sir Thomas White, March 3, 1919... *Not printed.*
84. Statement in pursuance of Section 17 of the Civil Service Insurance Act, for the year ending March 31, 1918. Presented by Sir Thomas White, March 3, 1919... *Not printed.*
85. Statement of Governor General's Warrants issued since the last Session of Parliament on account of 1918-19. Presented by Sir Thomas White, March 3, 1919... *Not printed.*
86. Statement of the Receipts and Expenditures of the Royal Society of Canada, for the year ended April 30, 1918. Presented by Sir Thomas White, March 3, 1919.  
*Not printed.*
87. Statement of Receipts and Expenditures of the National Battlefields Commission to 31st March, 1918. Presented by Sir Thomas White, March 3, 1919... *Not printed.*
88. Statements of Expenditure on account of "Miscellaneous Unforeseen Expenses," from the 1st April, 1918, to the 21st February, 1919, in accordance with the Appropriation Act of 1918. Presented by Sir Thomas White, March 3, 1919... *Not printed.*
89. Statement of Temporary Loans issued by the Government of Canada since the last Session of Parliament still outstanding. Presented by Sir Thomas White, March 3, 1919... *Not printed.*
90. Report of the Ottawa Improvement Commission for the fiscal year ended March 31, 1918, including a summary of the receipts and expenditures from its inception in August, 1899, to March 31, 1918. Presented by Sir Thomas White, March 3, 1919... *Not printed.*
91. Statement of Treasury Board over-ruling, under Section 44, Consolidated Revenue and Audit Act. Presented by Sir Thomas White, March 3, 1919... *Not printed.*
92. P.C. 1743, dated 11th July, 1918,—Declaring principles and policies *re* industrial disputes and urging their adoption upon employers and employees for the duration of the war.  
P.C. 2195, dated 12th September, 1918,—*Re* Employment Offices Co-ordination Act. Submitting form of agreement to be entered into with the provinces.  
P.C. 2333, dated 23rd September, 1918,—*Re* Canada Registration Board. Requiring certain returns from employers.  
P.C. 2461, dated 4th October, 1918,—*Re* Cost of Living. Rescinding previous Orders owing to certain defects therein and making regulations.  
P.C. 2525, dated 11th October, 1918,—*Re* Industrial Disputes Investigation Act. Prohibition of strikes in war industries.  
P.C. 2808, dated 19th November, 1918,—Repealing Order in Council No. 2525.  
P.C. 3069, dated 11th December, 1918,—*Re* Cost of Living. Rescinding Order in Council No. 2461 and making regulations.  
P.C. 3111, dated 17th December, 1918,—*Re* Employment Offices Co-ordination Act. Providing regulations thereunder.  
P.C. 3171, dated 24th December, 1918,—*Re* Employment Offices Co-ordination Act. Providing for establishment and maintenance of certain employment bureaus.  
P.C. 17, dated 6th January, 1919,—*Re* Employment Offices Co-ordination Act. Making regulations as to employment returns.  
P.C. 39, dated 11th January, 1919,—Employment offices Co-ordination Act. Providing for cost of maintenance of certain employment offices from War Appropriation. Presented by Hon. Mr. Maclean, March 3, 1919... *Not printed.*



## CONTENTS OF VOLUME 10—*Continued.*

- 93.** Copy of a cable (in extended form) received by His Excellency the Governor General from the Secretary of State for the Colonies on February 14, 1919, giving a summary of the League of Nations Covenant presented to the Peace Conference by the League of Nations Commission. Presented by Hon. Mr. Rowell, March 3, 1919.

*Not printed.*

- 93a.** Copy of a letter received by His Excellency the Governor General from the Secretary of State for the Colonies, dated February 28, 1919, with accompanying printed copies of the draft League of Nations Covenant. Presented by Hon. Mr. Rowell, March 24, 1914. . . . . *Printed for distribution and sessional papers.*

- 93b.** Copy of the revised draft of the League of Nations Covenant, as approved by the Peace Conference in plenary session on April 28, 1919. Presented by Hon. Mr. Rowell, May 5, 1919. . . . . *Printed for distribution and sessional papers.*

- 94.** Order in Council, dated 5th November, 1918, with regard to remissions made under Section 88 of The Indian Act, Chapter 81, R.S.C. 1906. Presented by Hon. Mr. Meighen, March 4, 1919. . . . . *Not printed.*

- 95.** P.C. 2860, 20th November, 1918, providing for the issue of supplementary letters patent, in favour of the present owners of certain lands, conveying the right to the clay which may be found therein.

P.C. 2827, 20th November, 1918, providing that the pre-emption entry of Omer Lethiecq be cancelled and sold to his wife, he having been sentenced to serve 12 years in the Prince Albert penitentiary.

P.C. 2842, 20th November, 1918, ordering that further residence by Ben Henry, holding homestead and pre-emption entries for certain Dominion Lands, be dispensed with owing to his ill-health and consequent inability to perform further residence duties.

P.C. 2841, 20th November, 1918, ordering that further residence on the part of Lucy Knott, an entrant under a South African Volunteer Scrip grant, be dispensed with as she is unable to perform further residence owing to ill-health.

P.C. 2941, 29th November, 1918, providing for the confirmation of an exchange of lands with the Hudson's Bay Company, and granting the land so exchanged to Sam Doubuch (Dowbuch) upon certain terms and conditions.

P.C. 42-2993, 3rd December, 1918, setting apart and appropriating certain land for cemetery purposes and authorizing a grant thereof for the said purposes.

P.C. 43-2993, 3rd December, 1918, setting apart and appropriating certain land for church purposes, and authorizing a grant thereof.

P.C. 3102, 17th December, 1918, transferring control of certain land to the Royal Northwest Mounted Police.

P.C. 3103, 17th December, 1918, providing for the issue of patent to Samuel Ingram in lieu of land surrendered by Mr. Ingram, which is unsuitable for agricultural development and has been reserved for inclusion in a forest reserve.

P.C. 3115, 21st December, 1918, ordering that title to certain Dominion Lands be vested in George F. Green in lieu of land surrendered by Mr. Green, which has been recommended for inclusion in a forest reserve.

P.C. 3192, 27th December, 1918, providing for the leasing of a tract of land to a company cutting clay which has been found to be suitable for use in connection with the manufacture of cement.

P.C. 31-27, 7th January, 1919, rescinding an Order in Council of the 15th February, 1911, and setting apart certain land in the Province of Alberta for exhibition grounds and experimental station purposes, and authorizing a grant thereof.

P.C. 38-27, 7th January, 1919, authorizing a grant of land to the Synod of the Diocese of Athabasca.

P.C. 3200, 14th January, 1919, making regulations for the drainage of Dominion Lands in the Provinces of Alberta and Saskatchewan.

P.C. 134, 20th January, 1919, providing for the issue of a permit to a company to remove earth for the purpose of filling in a trestle, and the payment of a royalty therefor.

P.C. 2459, 7th October, 1918, recommending that further residence duties be waived and authority given for the issue of patents for Dominion Lands in the case of John S. Reid, permanently disabled through illness.

P.C. 2460, 7th October, 1918, authorizing the issue of a license of occupation for the bed of the Peace River at a certain place, in favour of the Edmonton-Dunvegan and British Columbia Railway Company.

P.C. 2484, 9th October, 1918, authorizing the issue of a license of occupation for a portion of the bed of the Assiniboine River in favour of the Canadian Northern Railway Company.

P.C. 2557, 19th October, 1918, ordering that the land covered by a certain road be transferred to the Crown in the right of the Province of Manitoba.

P.C. 2583, 23rd October, 1918, authorizing a free grant of land to Thomas Gladu by virtue of occupancy thereof at the date of the extinguishment of the Indian title.

---

**CONTENTS OF VOLUME 10—Continued.**

P.C. 2623, 25th October, 1918, authorizing a free grant of land to Peter Loutit, the Elder, by virtue of occupation thereof at the date of the extinguishment of the Indian title.

P.C. 2642, 26th October, 1918, setting apart and expropriating certain Dominion Lands for church purposes, and authorizing a grant thereof to the Russo-Greek Orthodox Parish of Torpontz.

P.C. 2659, 30th October, 1918, ordering that certain lands be set apart for Soldier Settlement under certain conditions.

P.C. 2678, 2nd November, 1918, providing that the residence requirements of the Dominion Lands Act be dispensed with in connection with the homestead entry of George Young, who is unable through illness to complete the requirements.

P.C. 2703, 7th November, 1918, making regulations in reference to the issue of homestead entry to citizens of the United States who are unable to become naturalized.

P.C. 2780, 13th November, 1918, ordering certain land to be withdrawn from a reserve for stock-watering purposes.

P.C. 1911, 5th August, 1918, providing for the exchange of certain lands and a grant of land to Thomas William Ripper, who had made a homestead entry on the Hudson's Bay Lands, the said Hudson's Bay Company having surrendered the land covered by Mr. Ripper's entry, and the granting to the Hudson's Bay Company of certain other land in lieu thereof.

P.C. 1912, 5th August, 1918, confirming an exchange of lands with Mr. Arthur Hitchcock, and authorizing the issue of letters patent in favour of Mr. Hitchcock for certain Dominion Lands exchanged with him.

P.C. 1922, 5th August, 1918, authorizing the Department of the Interior to enter into grazing or other similar leases covering land reserved for the use of the Department of Militia and Defence under certain conditions.

P.C. 6-1992, 17th August, 1918, authorizing a grant of certain Dominion Lands for church and cemetery purposes.

P.C. 2045, 22nd August, 1918, ordering that certain lands be withdrawn from the operation of the Dominion Lands Act, and be set apart as an Indian Reserve.

P.C. 2088, 27th August, 1918, authorizing the Minister to dispense with the performance of residence requirements under the Dominion Lands Act, and the issue of letters patent in favour of William Marshall Vance, a homesteader who had both feet frozen, necessitating amputation.

P.C. 2159, 6th September, 1918, ordering that certain Dominion Lands at Port Smith Settlement be set apart for the use of the Department of Indian Affairs under certain conditions.

P.C. 56-2207, 12th September, 1918, authorizing a grant of certain Dominion Lands in the Province of Saskatchewan for such purposes.

P.C. 2283, 19th September, 1918, rescinding Clause 12 of the regulations governing the granting of yearly licenses and permits to cut timber on Dominion Lands and substituting another Clause therefor, and rescinding Sub-clause (c) of Clause 17, and substituting another therefor, making an amendment to Sub-clause (m) of Clause 17, and making an amendment of Sub-clause 41.

P.C. 2302, 19th September, 1918, recommending that certain lands shall be withdrawn from the operation of the Dominion Lands Act, and set apart for the Indians in the Province of British Columbia.

P.C. 2303, 21st September, 1918, ordering that Section 1 of the Coal Mining Regulations, established by Order in Council dated 20th April, 1910, and amendments thereto be rescinded and a new Section substituted therefor, and made to apply to all coal mining leases already issued, and ordering that the maximum charge specified in the above section shall be increased and made to apply to coal mining rights already disposed of, and ordering that Section 24 of the said regulations be rescinded, and a new section substituted therefor, and ordering a further provision to be inserted, as to the methods for the conservation and recovery of coal, and ordering that a further provision be inserted to create educational facilities in certain cases.

P.C. 2371, 25th September, 1918, providing for the transfer of certain Dominion Lands to the School Lands Endowment Fund, and that lands previously included in the School Lands Endowment Fund be granted to the Town of Drumheller for park purposes.

P.C. 26-2427, 28th September, 1918, setting apart and appropriating certain Dominion Lands for church purposes in the Province of Alberta.

P.C. 2399, 30th September, 1918, ordering that certain lands be withdrawn from the operation of the Dominion Lands Act, and set apart for the Indians in the Province of Saskatchewan.

P.C. 1516, 20th June, 1918, granting a lease of coal mining rights under certain lands to the Cadomin Coal Company, Limited.

P.C. 1510, 20th June, 1918, authorizing the Minister of the Interior to sell certain Dominion Lands to Edmund Thompson for reclamation purposes, and to enter into an agreement with the said Edmund Thompson in connection therewith as representatives of His Majesty King George the Fifth.



CONTENTS OF VOLUME 10—*Continued.*

P.C. 1515, 20th June, 1918, authorizing the issue of a free patent of Dominion Lands to Mrs. Flossie Fitzgerald, who has been deserted by her husband, a homestead entrant, she being totally unfit to fulfil the residence requirements.

P.C. 1511, 20th June, 1918, authorizing Miss Margaret Reith to make entries by proxy on behalf of her nephews, W. J. F. Reith, and J. W. Reith, overseas with the Canadian Expeditionary Force.

P.C. 1586, 28th June, 1918, relieving Mr. George Ross from the performance of any further residence duties on his homestead, and authorizing the issue of a free patent to him under certain conditions, he having been admitted to the House for Incurables at Portage la Prairie, Manitoba.

P.C. 1621, 2nd July, 1918, making regulations in connection with the Soldier Settlement Regulations.

P.C. 1658, 6th July, 1918, withdrawing certain Dominion Lands from the Doukhobor Reserves to be dealt with by the Minister of the Interior, subject to certain regulations.

P.C. 1806, 19th July, 1918, ordering title to certain Dominion Lands to be vested in His Majesty King George the Fifth, as represented by the Minister of Public Works for the Province of Alberta.

P.C. 1807, 19th July, 1918, ordering that a certain parcel of Dominion Lands be transferred to the Department of Public Works.

P.C. 1820, 20th July, 1918, authorizing the Minister of the Interior to issue a license of occupation to the Canadian Northern Railway for a certain portion of the Oldman river bed.

P.C. 1819, 25th July, 1918, ordering that a certain parcel of Dominion Lands be transferred to the Department of Indian Affairs for a cemetery.

P.C. 1822, 25th July, 1918, authorizing the Minister to grant the sale of certain Dominion Lands to Mr. William Armstrong as a mill site.

P.C. 1830, 25th July, 1918, authorizing the Minister to grant permits for free grazing privileges for reindeer in a certain area in the Northwest Territories.

P.C. 1828, 25th July, 1918, authorizing a free grant of certain Dominion Lands to J. I. McLean, by virtue of his occupation of the land at the date of the extinguishment of the Indian title.

P.C. 1827, 25th July, 1918, providing the authorization of an exchange of certain lands with the Canadian Pacific Railway Company, the company releasing certain lands to be applied for the purposes of an extension to the Stony Indian Reserve, and certain other Dominion lands being granted to the company, the difference in area being credited to the company's land grant.

P.C. 1823, 25th July, 1918, providing for the disposal of certain lots in a subdivision near the station of Badger on the Canadian Northern Railway under certain conditions, which land had been squatted on by certain persons.

P.C. 1910, 5th August, 1918, ordering that a certain road be transferred to the Crown in the right of the Province of Manitoba.

P.C. 873, 13th April, 1918, authorizing a free grant of Dominion Lands to Mr. William Robert Smith by virtue of his occupation of the land at the date of the extinguishment of the Indian title.

P.C. 1012, 30th April, 1918, ordering that Order in Council of the 22nd October, 1901, be rescinded and that certain lands be transferred to the control of the Department of the Interior, and made available for disposal in accordance with the provisions of the Dominion Lands Act.

P. C. 1053, 1st May, 1918, making regulations for the protection of game in the Northwest Territories.

P.C. 1003, 1st May, 1918, giving the Minister of the Interior authority to sell certain land to Clay Armstrong, subject to certain conditions, for the purposes of reclamation.

P.C. 1062, 3rd May, 1918, authorizing a free grant of Dominion Lands to the Rural Municipality of Biggar, No. 347, in the Province of Saskatchewan, for cemetery purposes.

P.C. 1002, 7th May, 1918, authorizing the Minister to lease certain Dominion Lands to the Western Canada Collieries Limited, to be used only in connection with the mining operations of the said Company.

P.C. 1088, 7th May, 1918, authorizing the Minister to arrange for certain sales of School Lands at certain points in the Province of Saskatchewan.

P.C. 1004, 7th May, 1918, making certain regulations to be observed by persons wishing to use fire for clearing land in certain districts.

P.C. 1100, 10th May, 1918, setting apart certain lands in the Province of Alberta, and authorizing a grant thereof to the Knoll Cemetery Company.

P.C. 1190, 17th May, 1918, authorizing a grant of Dominion Lands in the Province of Alberta to the Bishop of Mackenzie River, by virtue of his occupation of the land at the date of the extinguishment of the Indian title.

P.C. 1244, 22nd May, 1918, recommending that the residence requirements of the Dominion Lands Act be dispensed with in the case of Charles Blanchard, who was severely burned and badly frost bitten.

CONTENTS OF VOLUME 10—*Continued.*

P.C. 1268, 25th May, 1918, providing a transfer of certain Dominion Lands to the Crown in the right of the Province of Manitoba.

P.C. 1298, 26th May, 1918, ordering that certain parcels of swamp lands, which were re-transferred to the Dominion of Canada under the provisions of Subsection 2 of Section 5, of the Manitoba Boundaries Extensions Act, be released to His Majesty King George the Fifth for the purposes of the Province of Manitoba.

P.C. 1230, 20th May, 1918, amending regulations for the disposal of petroleum and natural gas rights approved by Order in Council of the 19th of January, 1914.

P.C. 1263, 3rd June, 1918, enacted certain regulations in order to remove doubts which have arisen as to the validity of previous regulations.

P.C. 1101, 3rd June, 1918, ordering the rescinding of Section 27 of the regulations, established by Order in Council of 1st July, 1898, and substituting others therefor.

P.C. 1443, 12th June, 1918, authorizing a free grant of Dominion Lands to Alexander Kennedy by virtue of his occupation of the land at the date of the extinguishment of the Indian title.

P.C. 1480, 17th June, 1918, authorizing the Minister of the Interior to execute an agreement on behalf of His Majesty the King with the Canada Land and Irrigation Company, Limited, in substitution for a previous agreement made on the 31st September, 1914.

*Not printed.*

95. Return of Orders in Council which have been published in the *Canada Gazette*, between 16th March, 1918, and the 20th January, 1919, in accordance with the provisions of Section 77 of "The Dominion Lands Act," Chapter 20, 7-8 Edward VII, as follows:—

P.C. 60, 16th March, 1918, ordering that no royalty shall be levied or collected by the Crown on coal mined in the Yukon Territory for a period of five years from the 7th day of April, 1918.

P.C. 655, 16th March, 1918, ordering Order in Council of December 18, 1897, cancelled, and dividing the Northwest Territory into three provisional districts, Mackenzie, Keewatin and Franklin, according to the description and map annexed.

P.C. 651, 16th March, 1918, making regulations withdrawing pre-emption entry on Dominion Lands as provided by Section 27 of the Dominion Lands Act, Chapter 20, of 1908, and withdrawing the privilege of purchased homestead entry provided by Section 28 of the said Act, except in the case of land reserved for pre-emption entry for a homesteader on active service, and where notice has been issued to a person allowing him a specified time for securing his pre-emption.

P.C. 662, 16th March, 1918, ordering that certain lands be sold to General Turner at the rate of \$1 per acre.

P.C. 705, 22nd March, 1918, providing that the area included within a certain right of way be transferred back to the Department of the Interior by the Department of Militia and Defence for sale to the Canadian Pacific Railway Company under certain conditions.

P.C. 751, 27th March, 1918, providing that further residence requirements be dispensed with in the case of Mr. Earle, a veteran of the South African War.

P.C. 813, 4th April, 1918, authorizing the Minister of the Interior to transfer certain lands from His Majesty King George the Fifth as represented by the Minister of the Interior to His Majesty as represented by the Minister of Public Works for the Province of Alberta.

P.C. 843, 5th April, 1918, providing that residence requirements under the Dominion Lands Act be dispensed with in the case of Harry H. Holmes, who had a considerable part of both his feet amputated.

P.C. 47-768, 5th April, 1918, providing that residence requirements of the Dominion Lands Act be dispensed with in the case of Ole Halsten owing to the physical infirmity of the entrant.

P.C. 48-768, 5th April, 1918, setting apart certain land for cemetery purposes in the Province of Saskatchewan.

P.C. 49-768, 5th April, 1918, dispensing with residence requirements of the Dominion Lands Act in the case of Mr. O. E. Senay, who is physically unfit to continue the performance of his residence duties.

P.C. 62-865, 10th April, 1918, authorizing a free grant to Mr. Robert Jones by virtue of his occupation of the land at the date of the extinguishment of the Indian title.

P.C. 61-865, 10th April, 1918, setting apart certain Dominion Lands for church and cemetery purposes in the Province of Saskatchewan; authorizing a grant to "La Corporation Episcopale Catholique Romaine de Regina."

P.C. 63-865, 10th April, 1918, authorizing a free grant of Dominion Lands to Mr. Benjamin Charles by virtue of his occupation of the said land at the date of the extinguishment of the Indian title.

P.C. 844, 10th April, 1918, authorizing the issue of patent to Mr. J. E. Ingram of certain Dominion Lands in exchange for other land owned by Mr. Ingram.

P.C. 842, 10th April, 1918, authorizing the Minister to have auction sales of School Lands held at certain points. Presented by Hon. Mr. Meighen, March 4, 1919.

*Not printed.*



# CONTENTS OF VOLUME 10—Continued.

96. Return of Orders in Council which have been published in the *Canada Gazette*, between the 16th March, 1918, and the 20th January, 1919, in accordance with the provisions of Chapter 47, 2 George V, entitled "The Railway Belt Water Act," as follows:—  
P.C. 1296, 6th June, 1918,—Making regulations called Water-lands regulations, effective for disposing of and administering Dominion Lands within the Railway Belt required for the development of water-power, etc.  
P.C. 1464, 17th June, 1918,—Recommending certain lands situated in the Railway Belt near Ashcroft be sold to William Henry Hammond on certain conditions. Presented by Hon. Mr. Meighen, March 4, 1919... ..*Not printed.*
97. Return of Orders in Council which have been published in the *Canada Gazette* and in the *British Columbia Gazette*, between 16th March, 1918, and the 20th January, 1919, in accordance with provisions of Subsection (d) of Section 38 of the regulations for the survey, administration, disposal and management of Dominion Lands within the 40-mile Railway Belt in the Province of British Columbia, as follows:—  
P.C. 896, 12th April, 1918, ordering that the regulations be amended to provide for the leasing of unpatented Dominion Lands within the said Belt (a) where the entrant is on active service, etc.; (b) engaged in some work of national importance, and (c) deceased or insane.  
P.C. 908, 22nd April, 1918, amending the regulations to provide that holders of homestead entries, employed as farm labourers, may be allowed the period of such employment as part of period of residence, subject to certain conditions.  
P.C. 1509, 22nd June, 1918, amending the regulations by rescinding Section 9, and substituting a new section therefor, defining "highways" and authorizing the Province of British Columbia to construct certain roads, etc.  
P.C. 1805, 19th July, 1918, making regulations for the granting of free entries on Dominion Lands in the Railway Belt to settlers under the authority of the Soldiers Settlement Act, 1917.  
P.C. 1913, 5th August, 1918, amending Clause 41 of the regulations governing the granting of licenses and permits to cut timber to provide certain conditions for the holders of portable saw mill berths.  
P.C. 1997, 14th August, 1918, providing that the title to certain lands described there be vested in His Majesty King George the Fifth for the purposes of the Province of British Columbia.  
P.C. 2156, 6th September, 1918, providing that certain lands be vested in His Majesty King George the Fifth for the purposes of the Province of British Columbia.  
P.C. 2157, 6th September, 1918, providing that certain lands be vested in His Majesty King George the Fifth for the purposes of the Province of British Columbia.  
P.C. 2544, 17th October, 1918, withdrawing certain lands from the operations of the Order in Council of the 17th September, 1889, P.C. 2169. Presented by Hon. Mr. Meighen, March 4, 1919... ..*Not Printed.*
98. Orders in Council passed under the provisions of Chapter 18, 7-8 George V,—*"The Migratory Birds Convention Act."* Presented by Hon. Mr. Meighen, March 4, 1919.  
*Not printed.*
99. Orders in Council which have been published in the *Canada Gazette*, between the 16th March, 1918, and the 20th January, 1919, in accordance with the provisions of Section 19, of Chapter 10, 1-2 George V,—*"The Forest Reserves and Parks Act,"* as follows:—  
P.C. 739, 26th March, 1918, authorizing the Minister to accept the surrender of certain lands from the Canadian Pacific Railway.  
P.C. 675, 26th March, 1918, amending regulations for Dominion Forest Reserves established by Orders in Council of 8th August, 1913, 24th September, 1913, and 20th April, 1916.  
P.C. 1188, 17th March, 1918, rescinding Order in Council of October 31, 1916, and granting certain land to the Canadian Pacific Railway, subject to certain conditions.  
P.C. 1821, 25th July, 1918, granting authority to the Minister to issue domestic fishing permits for certain regulations during the years 1918, 1919, and 1920.  
P.C. 2817, 15th November, 1918, granting the corporation of the Town of Wainwright, Alberta, a renewal of the rights granted by Order in Council of the 20th March, 1914, for a period of two years from the 1st of May, 1918. Presented by Hon. Mr. Meighen, March 4, 1919... ..*Not printed.*
100. Copies of Orders in Council which have been published in the *Canada Gazette* between the 5th April, 1918, and the 20th February, 1919, in accordance with provisions of Section 8, Subsection 2 of Chapter 21, 7-8 George V, *"The Soldiers Settlement Act."* Presented by Hon. Mr. Meighen, March 4, 1919... ..*Not printed.*
- 100a. Copy of Order in Council, P.C. 925, dated 3rd May, 1919: Issue of *"Attestation"* papers to soldier applicants for lands under the Regulations of the Soldier Settlement Board. Presented by Hon. Mr. Calder, May 27, 1919... ..*Not printed.*

---

**CONTENTS OF VOLUME 10—Continued.**

- 101.** First Annual Report with Appendices, of The Historical Documents Publication Board. Presented by Hon. Mr. Rowell, March 4, 1919... ..*Not printed.*
- 102.** Final Report of the International Joint Commission, on the Pollution of Boundary Waters Reference. Presented by Hon. Mr. Rowell, March 4, 1919... ..*Not printed.*
- 103.** Copies of Orders in Council affecting the increases and allowances of the Civil Service of Canada. Presented by Hon. Mr. Maclean, March 4, 1919... ..*Not printed.*
- 104.** Report of the Royal Commission appointed to inquire into and report upon conditions in the Pilotage Districts of Miramichi, Sydney, Louisburg, Halifax, St. John, Montreal and Quebec, and to recommend, if necessary, any change found desirable. Presented by Hon. Mr. Maclean, March 4, 1919.  
*Printed for distribution to Senators and Members, and sessional papers.*
- 105.** Report of the Royal Commission appointed to inquire into and report upon the conditions in the Pilotage Districts of Vancouver, Victoria, Nanaimo and New Westminster, and to recommend, if necessary, any change found desirable therein. Presented by Hon. Mr. Maclean, March 4, 1919.  
*Printed for distribution to Senators and Members, and sessional papers.*
- 106.** Memorandum from the Canadian Trade Commission giving a list of the British Import Restrictions. Presented by Hon. Mr. Maclean, March 4, 1919... ..*Not printed.*
- 107.** Certified copy of agreement between the St. Martin's Railway Company and His Majesty the King. Presented by Hon. Mr. Reid, March 4, 1919... ..*Not printed.*
- 108.** Certified copy of agreement between the York and Carleton Railway Company and His Majesty the King. Presented by Hon. Mr. Reid, March 4, 1919... ..*Not printed.*
- 109.** Copies of Orders in Council affecting the Civil Service Commission. Presented by Hon. Mr. Burrell, March 4, 1919... ..*Not printed.*
- 109a.** Regulations of the Civil Service Commission, approved by His Excellency the Governor General in Council on the 21st December, 1918. Presented by Hon. Mr. Burrell, April 7, 1919... ..*Not printed.*
- 110.** Correspondence relating to the resignation of Mr. F. B. McCurdy, M.P., as Parliamentary Secretary of the Department of Soldiers Civil Re-establishment and Chairman of the Invalided Soldiers' Commission. Presented by Sir Thomas White, March 4, 1919.  
*Not printed.*
- 111.** Copies of Orders in Council affecting the Department of the Secretary of State. Presented by Hon. Mr. Burrell, March 4, 1919... ..*Not printed.*
- 112.** Copies of Orders in Council affecting the Department of Mines. Presented by Hon. Mr. Burrell, March, 1919... ..*Not printed.*
- 113.** Copies of Orders in Council affecting the Public Archives. Presented by Hon. Mr. Burrell, March 4, 1919... ..*Not printed.*
- 114.** Return called for by Section 88, of Chapter 62, Revised Statutes of Canada, requiring that the Minister of the Interior shall lay before Parliament, each year, a return of liquor brought from any place out of Canada into the Territories by special permission in writing of the Commission of the Northwest Territories, for the year ending 31st December, 1917. Presented by Hon. Mr. Meighen, March 6, 1919... ..*Not printed.*
- 115.** Return showing all lands sold by the Canadian Pacific Railway Company during the year ending 30th September, 1917, together with the names of the purchasers, in accordance with the Statutes of Canada, 1886, Chapter 9, Section 8. Presented by Hon. Mr. Meighen, March 6, 1919... ..*Not printed.*
- 116.** Copy of correspondence between the Secretary of State for the Colonies and His Excellency the Governor General, relating to the gift of two submarines to the Canadian Government. Presented by Hon. Mr. Rowell, March 6, 1919... ..*Not printed.*
- 117.** Report of a Committee of Experts, appointed by Order in Council dated 20th November, 1918, on the recommendation of the Civil Service Commission, to investigate and report conditions in the Department of Public Printing and Stationery. Presented by Hon. Mr. Burrell, March 6, 1919.  
*Printed for distribution to Senators and Members of Parliament.*
- 118.** Report of the work of the Department of Soldiers' Civil Re-establishment (Invalided Soldiers' Commission), to March 31, 1918, with Appendices to June 22, 1918. Presented by Mr. Clarke (Bruce) March 7, 1919... ..*Not printed.*



CONTENTS OF VOLUME 10—*Continued.*

119. Copies of Orders in Council affecting the Department of Agriculture. Presented by Hon. Mr. Crerar, March 7, 1919. . . . . *Not printed.*
120. Order in Council P.C. 517, dated 7th March, 1919, appointing the Minister of Railways and Canals receiver of the Grand Trunk Pacific Railway System. Presented by Sir Thomas White, March 10, 1919. . . . . *Not printed.*
- 120a. Copies of Papers concerning the Receivership of the Grand Trunk Pacific Railway System, as follows:—  
 (a) Copies of the important correspondence passing between Grand Trunk officials and members of the Government in connection with the negotiations that were carried on;  
 (b) Copies of communications between the Receiver and officials of the Grand Trunk Pacific;  
 (c) Copies of certain communications that have passed between Grand Trunk officials and the Government since the passing of the Order in Council;  
 (d) Copies of the Order and an amending Order dated March 13, 1919;  
 (e) Balance sheets of the Grand Trunk Pacific Railway Company, and of its subsidiary companies, and statements of revenue and expenditure of the system. Presented by Sir Thomas White, March 31, 1919. . . . . *Not printed.*
121. Orders in Council respecting pay and allowances to ex-soldiers receiving treatment and training under the Soldiers' Civil Re-establishment. Presented by Mr. Clark, (Bruce), March 10, 1919. . . . . *Not printed.*
122. Orders in Council respecting Pensions. Presented by Mr. Clark (Bruce), March 10, 1919. . . . . *Not printed.*
123. Ninth Annual Report of the Commission of Conservation for the year 1917. Presented by Hon. Mr. Rowell March 10, 1919. . . . . *Not printed.*
124. Orders in Council affecting the Department of Customs. Presented by Hon. Mr. Reid, March 12, 1919. . . . . *Not printed.*
125. Certified copy of an Agreement between the Elgin and Havelock Railway Company and His Majesty the King. Presented by Hon. Mr. Reid, March 14, 1919. . . *Not printed.*
126. Copies of a General Rule and Order amending a Rule of the Exchequer Court of Canada, pursuant to Section 88 of the Exchequer Court Act (R.S.C. 1906, Chap. 140). Presented by Hon. Mr. Burrell, March 18, 1919. . . . . *Not printed.*
127. Return showing statements of Remissions and Refunds in Tolls and Duties, recorded in the Department of Secretary of State of Canada, year ending March 31, 1918. (Senate).  
*Not printed.*
128. Return to an Order of the House of the 18th April, 1918, for a Return showing:—  
 1. If the Minister of Finance has issued certificates permitting the offer and sale of debentures in pursuance of the Order in Council, dated 22nd December, 1917, in relation thereto.  
 2. If so, how many permits were granted or certificates issued.  
 3. To what provincial governments, municipal corporations, school boards or other legally constituted bodies permits were granted or certificates issued.  
 4. For what amount permits were granted and certificates issued, in each case.  
 Presented, March 19, 1919.—Mr. Trahan. . . . . *Not printed.*
- 128a. Return to an Order of the House of the 2nd May, 1918, for a Return showing:—  
 What municipalities have been authorized by the Minister of Finance to issue debentures on the market, since the Order in Council enacted in this respect. Presented March 19, 1919.—Mr. Seguin. . . . . *Not printed.*
- 128b. Return showing:—1. If the Minister of Finance has refused to issue certificates permitting the offer and sale of debentures, in pursuance of the Order in Council, dated 22nd December, 1917, in relation thereto. 2. If so, how many permits or certificates have been refused. 3. What provincial governments, municipal corporations, school boards, or other legally constituted bodies have been refused said permits or certificates, and what reasons, in each case, were given. 4. For what amount, in each case, authority was asked for. Presented March 19, 1919.—Mr. Trahan. . . *Not printed.*
129. Return showing:—Referring to the item "Composition, Stereotype, Mats, shipping charges, etc., \$20,360.34," contained in the return of amounts paid for Victory Loan advertising,—1. To whom the said sum of \$20,360.34 was paid. 2. Whether the said sum or any portion thereof was paid under contract. 3. If so, with whom the contract was made, and what the particulars are thereof. Presented March 19, 1919.—Mr. Murphy. . . . . *Not printed.*

CONTENTS OF VOLUME 10—*Continued.*

- 130.** Return to an Address to His Excellency the Governor General of the 20th March, 1918, for a copy of any treaty between Great Britain and the United States, permitting the conscription of British Subjects in the United States for military service and of American citizens residing in British Dominions. Presented March 19, 1919.—*Sir Wilfrid Laurier* . . . . . *Not printed.*
- 131.** Return to an Order of the Senate, dated the 21st March, 1918, showing, province by province, up to the 15th March, instant, in as many distinct columns:—1. The number of men of the first class liable to be called to military service at the date fixed by the Government's proclamation. 2. The number of those who have responded to this call, distinguishing: (a) Those who entered the service immediately. (b) Those who have applied for exemption from the service for one of the reasons stated in the Military Service Act. 3. Out of the number of the men conscripted, thus applying for exemption. (a) The number of those who have obtained complete exemption. (b) The number of those who have obtained temporary exemption. (c) The number of those whose applications were disallowed. (d) The number of those whose applications have not been taken into consideration (1) By the local exemption tribunals; (2) By the appeal tribunals. 4. The number of volunteers and conscripts actually in the service since the Military Service Act has been in force distinguishing: (a) Those who enlisted voluntarily. (b) Those who accepted conscription. (c) Those who were conscripted by the judgments of the tribunals. 5. The number of men belonging to the first class who never responded to the call.—(*The Senate*) . . . . . *Not printed.*
- 132.** Return to an Order of the Senate, dated the 14th May, 1918, showing the number of exemptions asked for in each province, and also the number of appeals in each province from the decisions of the Judges by the Military authorities to the Central Appeal Judge.—(*The Senate*) . . . . . *Not printed.*
- 133.** Return to an Order of the Senate, dated the 20th May, 1918, showing copies of all papers, letters, telegrams and communications or other documents in its possession in connection with the appointment or proposed appointment of one E. G. Bill, to a position in the Statistical Division of the Military Service Branch, Justice Department, under Colonel Machin, and any correspondence or statement of efforts made to ascertain if any returned soldiers of university training qualified to fill the aforesaid position if such officer be necessary.—(*The Senate*) . . . . . *Not printed.*
- 134.** Report of the Proceedings of the Commissioners of Internal Economy of the House of Commons for the year 1917. Presented by Hon. Mr. Speaker, March 19, 1919.  
*Not printed.*
- 135.** Return to an Order of the House of the 13th May, 1918, for a copy of all documents or correspondence between the Hon. Albert Sévigny and the Director General of Government Railways or the Superintendent of said railways; also copy of the reports or inquiries held in connection with J. W. Boivin, Transcontinental Agent at St. Malachie, Dorchester County. Presented March 20, 1919.—*Mr. Cannon* . . . . . *Not printed.*
- 136.** Return to an Order of the House of the 22nd April, 1918, for a Return giving an abstract of all claims, with the names of the claimants and the amount of each claim, made against the Department of Railways and Canals for breakage and pilferage on the Prince Edward Island Railway in 1917. Presented March 20, 1919.—*Mr. Sinclair (P.E.I.)* . . . . . *Not printed.*
- 137.** Return to an Order of the House of the 22nd April, 1918, for a Return giving an abstract of all claims, with the names of the claimants and the amounts of each claim filed against the Department of Railways and Canals, on account of the freezing of shipments of potatoes on the Prince Edward Island Railway or on the docks at Charlottetown, Pictou, Summerside and Pointe du Chêne, during the year 1916. Also a return giving the same information for the year 1917, including the above-named railway and docks, the New Brunswick and Prince Edward Island Railway and the dock at Port Borden. Presented March 20, 1919.—*Mr. Sinclair, (P.E.I.)* . . . . . *Not printed.*
- 138.** Partial Return to an Order of the House of the 25th March, 1918, for a return showing all the Commissions created since September, 1911, the names of the Chairman or Presidents and Members of the said Commissions, with the amounts expended in connection therewith including rents, furnishing, equipment, heat, light, salaries, travelling expenses, stationery, printing, advertising, telegrams, telephones, postage and all other expenses, as well as the reports made by the said Commissions. Presented March 20, 1919.—*Mr. Casgrain* . . . . . *Not printed.*
- 138a.** The number and name of all Commissions appointed by Order in Council since the General Elections of 1911, giving date of each Order in Council, names of Commissioners, terms of service, amount paid to each of them, and total cost of each Commission.—(*The Senate*) . . . . . *Not printed.*



# CONTENTS OF VOLUME 10—Continued.

- 138b.** Supplementary Return to an Order of the House of the 25th March, 1918, for a return showing all the Commissions created since September, 1911, the names of the Chairman or Presidents and Members of the said Commissions, with the amounts expended in connection therewith, including rents, furnishing, equipment, heat, light, salaries, travelling expenses, stationery, printing, advertising, telegrams, telephones, postage and all other expenses as well as the reports made by the said Commissions. Presented June 26, 1919.—*Mr. Casgrain*... ..*Not printed.*
- 139.** Return to an Order of the House of the 29th April, 1918, for a copy of all correspondence between the City of Quebec, the Quebec Board of Trade and the Government with regard to the claims of the City of Quebec for terminals of the National Transcontinental Railway and other matters. Presented March 20, 1919.—*Mr. Lavigueur*.  
... ..*Not printed.*
- 140.** Return to an Order of the House of the 24th April, 1918, for a copy of all documents correspondence, papers, court proceedings and reports by the Honourable Justice Duff in reference to the investigation made by Judge Duff in the matter of Jules Gobeil, of Baie St. Paul, against Magistrate A. Simard, of the said place. Presented March 20, 1919.—*Mr. Casgrain*... ..*Not printed.*
- 141.** Return to an Order of the House of the 20th May, 1918, for a copy of all letters, telegrams and correspondence generally exchanged between the Government and Mr. Justice Duff, Central Appeal Judge, during the last election campaign concerning the application and the administration of the Military Service Act in conjunction with the Order in Council passed on December 3, 1917. Presented March 20, 1919.—*Mr. Brouillard*... ..*Not printed.*
- 142.** Return to an Order of the House of the 2nd May, 1918, for a Return showing:—1. How many military officers have been employed in the enforcement of the Military Service Act up to March 31, 1918, in each province. 2. How many civilians in each province. Presented March 20, 1919.—*Mr. Devlin*... ..*Not printed.*
- 143.** Return to an Order of the House of the 13th May, 1918, for a copy of all correspondence between the Registrar, E. Hart Nichols, under the Military Service Act, Halifax, N.S., and the Military Service Council or any member thereof, during the years 1917 and 1918, concerning non-compliance with the Military Service Act in Lunenburg County, N.S.; also for copy of all correspondence between the Military Service Council, or any member thereof, or the Minister of Justice, or the Deputy Minister of Justice and Mr. William Duff, M.P., Lunenburg, N.S., during the years 1917 and 1918; also a copy of any statements, affidavits and declarations now on file in the Military Service Council in respect of the administration of the Military Service Act in the County of Lunenburg and more particularly in respect of any alleged interference by Mr. William Duff with the proper enforcement of the said Act. Presented March 20, 1919.—*Mr. Currie*... ..*Not printed.*
- 144.** Return to an Order of the House of the 20th May, 1918, for a Return showing:—1. Whether private custom work is done at the Portsmouth Penitentiary by skilled convict workmen. If so, whether any allowance is made to said convicts for such work. 2. Whether walnut chairs were repaired and upholstered for P. Devlin, Immigration Officer at Kingston. If so, what the cost was to Mr. Devlin. 3. Whether several articles of furniture were made for and shipped to Mr. Dillon, Purchasing Agent for Penitentiaries. If so, what articles were shipped to Montreal and Ottawa for him, what their cost was, and by whom it was paid. 4. What articles were made or repaired and shipped to persons in Toronto. Renfrew, Ottawa, Kingston and New York, by whose order, to whom sent, and the amount paid in each case. 5. What articles have been repaired or made for the Rev. McDonald and for the Roman Catholic Church at Portsmouth, what amount was paid for such work, by whom paid and when. 6. What articles of furniture have been made and repaired during the past two years (a) for officials of the penitentiary, (b) for persons other than officials, with the name and cost in each case. 7. Whether some statistics were copied by one of the convicts for the United States authorities. If so, how much was paid by the United States for said work, and what amount was placed to the credit of the convict who did the work. 8. Whether convicts have been ordered to make articles patented in the United States, the sole right for the manufacture of which had been sold to a firm in Canada, and whether convicts were ordered to make working drawings of the same for future use. Presented March 20, 1919.—*Mr. Edwards*... ..*Not printed.*
- 145.** Return to an Order of the House of the 15th May, 1918, for a Return showing:—1. The amount expended by the Government on Toronto Harbour since Confederation. 2. The initial cost of such protection as has been placed on the south shore of the Island; also cost of repairs to same. 3. To what extent the Island has been reduced since Confederation due to erosion. 4. What part or parts of the harbour front are controlled by the Dominion Government. Presented March 20, 1919.—*Mr. Foster, (York)*.  
... ..*Not printed.*

---



---

### CONTENTS OF VOLUME 10—*Continued.*

146. Return to an Order of the House of the 20th May, 1918, for a copy of all accounts, vouchers, receipts, telegrams, particulars and correspondence of all kinds in any way referring to the expenditure of money by this Government at Friar Siding, under the foremanship of P. Doucette, during the months of October, November and December, 1917. Presented March 20, 1919.—*Mr. Chisholm* . . . . . *Not printed.*
147. Return to an Order of the House of the 20th May, 1918, for a copy of all letters, telegrams, vouchers, accounts and all documents in any way referring to the expenditure of money in repairs on the Margaree Breakwater, by the Department of Public Works, during the years 1916-17 and 1917-18. Presented March 20, 1919.—*Mr. Chisholm* . . . . . *Not printed.*
148. Return to an Address to His Excellency the Governor General of the 18th April, 1918, for a copy of the correspondence concerning the resignation of Commissioner Perry. C.M.G., as head of Royal Northwest Mounted Police. Presented March 20, 1919.—*Mr. Lemieux* . . . . . *Not printed.*
149. Return to an Order of the House of the 21st March, 1918, for a copy of all letters, telegrams and other papers concerning the steamer service between Montreal, Quebec and the various harbours of Gaspé. Presented March 20, 1919.—*Mr. Lemieux* . . . . . *Not printed.*
150. Return to an Order of the House of the 24th April, 1918, for a copy of all correspondence and documents exchanged between the Minister of Justice and his Department and their representatives in Montreal in connection with obtaining the release on bail, and arranging bail and security for one Charles, alias Ti-Noir Desjardins. Also a copy of all correspondence with the Minister of Justice and his Department and their representatives in Montreal and elsewhere, and all other documents in connection with obtaining the release of and giving bail and security on behalf of the same man recently in Montreal. Presented March 21, 1919.—*Mr. Casgrain* . . . . . *Not printed.*
151. A detailed statement of all bonds or securities registered in the Department of the Secretary of State of Canada, since last return (2nd April, 1918) submitted to the Parliament of Canada under Section 32 of Chapter 19, of the Revised Statutes of Canada, 1906. Presented by Hon. Mr. Burrell, March 25, 1919. . . . . *Not printed.*
152. Return to an Address to His Excellency the Governor General of the 29th April, 1918, for a copy of all Orders in Council and instructions given by the Minister in charge in connection with the work of Mr. M. E. Nicholls, Director of Public Information for Canada; along with a copy of all telegrams, letters, statements and articles sent out by Mr. Nicholls since assuming the position of Director of Public Information; and also copy of the mailing list of the individuals or companies to whom this information was sent. Presented March 26; 1919.—*Mr. Casgrain* . . . . . *Not printed.*
153. Return showing:—1. The amount spent by the Government for each of the canals of Canada since Confederation. 2. The cost of the upkeep of each of these canals, and what receipts have been received from each of them. Presented March 26, 1919. *Mr. Casgrain* . . . . . *Not printed.*
154. Report of the Military Service Council on the administration of the Military Service Act, 1917, with Supplementary Report showing the progress which has been made in obtaining recruits under the Military Service Act, to April 15, 1918. Presented by Hon. Mr. Meighen, March 27, 1919. . . . . *Not printed.*
155. Return to an Order of the House of the 19th March, 1919, for a copy of all correspondence between the Customs Department and the Customs House authorities at the port of Sutton-Aberdeen touching the dismissal of William Lassonde. Presented March 28, 1919.—*Mr. McMaster* . . . . . *Not printed.*
156. Return to an Order of the House of the 19th March, 1919, for a return showing the names of all persons employed up to March 1, 1919, in connection with the work of the Repatriation Committee, giving the class of work each person is doing, their salary or wages, the living or other expenses paid, and the former occupation of each person, along with a statement showing what other work, if any, said persons are employed in. Presented March 28, 1919.—*Mr. Proulx* . . . . . *Not printed.*
157. Return to an Order of the House of the 19th March, 1919, for a copy of all papers and correspondence regarding the Commission granted to Canadian officers during the present war. Presented March 31, 1919.—*Mr. Casgrain* . . . . . *Not printed.*
158. Return to an Order of the House of the 24th March, 1919, for a Return showing:—1. The names of the one hundred and thirty-three persons who were prosecuted during the years 1913, 1914, 1915, 1916, 1917, 1918 and 1919, for having been found in possession of, or for selling, adulterated maple sugar. 2. The amounts of the fines in each case. Presented March 31, 1919.—*Mr. Boyer* . . . . . *Not printed.*



---



---

### CONTENTS OF VOLUME 10—*Continued.*

- 159.** Return to an Order of the House of the 24th March, 1919, for a Return showing:—1. The names of the one hundred and twenty-seven persons who were prosecuted during the years 1913, 1914, 1915, 1916, 1917, 1918 and 1919, for having been found in possession of, or for selling, adulterated maple syrup. 2. The amounts of the fines in each case. Presented March 31, 1919.—*Mr. Boyer* . . . . . *Not printed.*
- 160.** Return to an Order of the House of the 24th March, 1919, for a Return showing:—1. The total expenses in connection with the Victory Loan campaign of 1918 in Prince Edward County, Ontario. 2. Number of clerks employed in connection with the said campaign in the said county. 3. Amount paid to each, and of such amount, how much was for salary and how much for travelling expenses. Presented March 31, 1919.—*Mr. Proulx* . . . . . *Not printed.*
- 161.** Return to an Order of the House of the 24th March, 1919, for a Return showing:—1. The total amount paid by the Canadian Government for the rental of offices and other space, in the Cities of Montreal, Ottawa and Quebec, as well as in all the different provinces of the Dominion, to put in force the Military Service Act. 2. The names of the proprietors or landlords from whom the said offices or places were leased. 3. The names of the lawyers who attended to and helped The Honourable Mr. Justice Duff, in Ottawa, in the disposal of the appeals made under the Military Service Act, last year, and how much they were paid. Presented March 31, 1919.—*Mr. Casgrain*.  
*Not printed.*
- 162.** Return to an Order of the House of the 25th March, 1918, for a Return showing:—1. Who the contractors are for the transportation of His Majesty's Mails in the County of Dorchester. 2. What sums they receive annually for this work. 3. When the contracts in each case were given, and upon whose recommendation. 4. When each of these contracts terminates. Presented March 31, 1919.—*Mr. Cannon* . . *Not printed.*
- 163.** Return to an Order of the House of the 13th May, 1918, for a copy of the contract made between the Government of Canada and Mr. Mosher, of Feltzen South, in the County of Lunenburg, for the carrying of His Majesty's mails between Feltzen South and Rose Bay, in the County of Lunenburg. Said contract being executed during the month of September, October or November, 1917, and having as one of the bondsmen on the said contract Mr. Wm. Duff, of Lunenburg, in the County of Lunenburg. Presented March 31, 1919.—*Mr. Currie* . . . . . *Not printed.*
- 164.** Return to an Order of the House of the 19th March, 1919, for a Return showing:—1. The number of times the Military Service Act, 1917, was amended by Order in Council. 2. The dates and the numbers of the said Orders in Council. Presented March 31, 1919.—*Mr. Tobin* . . . . . *Not printed.*
- 165.** Return to an Order of the House of the 20th March, 1919, for a Return showing:—1. The number of men of military age who have been condemned to terms of imprisonment for infractions of the Military Service Act, 1917, in each of the nine province of Canada. 2. The number of the said men who have been released from prison before the expiration of their terms. 3. Their names, where they were imprisoned and the length of their respective sentences. Presented March 31, 1919.—*Mr. Fontaine*.  
*Not printed.*
- 166.** Average number of men employed on the Dominion Police Force during each month of the year 1918, and of their pay and travelling expenses, pursuant to Chapter 92, Section 6, Subsection 2, of the Revised Statutes of Canada. Presented by Hon. Mr. Meighen, April 1, 1919. . . . . *Not printed.*
- 167.** Return to an Order of the House of the 19th March, 1919, for a Return showing:—1. The amount of the public debt of Canada on the 21st September, 1911. 2. New loans made by the Dominion of Canada since said date, indicating for each of said loans; (a) the date; (b) the amount; (c) the rate of interest; (d) the name of the place where such loan was floated; (e) the date of purchase; (f) the object for which said additional loans were made. 3. The amount of the public debt on the 10th March, 1919. 4. The result obtained through the last National Loan in Canada, indicating the amount subscribed in each Province. 5. Of the amount raised through the last National Loan, what sums were expended (a) for war purposes; (b) for other purposes. 6. How much the floating of our last National Loan cost, giving the figures in detail. Presented April 1, 1919.—*Mr. Vien* . . . . . *Not printed.*
- 168.** Return to an Order of the House of the 19th March, 1919, for a Return showing:—1. The cost to the Government for advertising and printing in connection with the Victory Loan of 1917, giving amounts for advertising and printing separately. 2. The cost to the Government for advertising and printing in connection with the Victory Loan of 1918, giving amounts for advertising and printing separately. 3. Amount paid in commissions in connection with said loans for 1917 and 1918. 4. The total cost in connection with the campaign for the said Victory Loans of 1917 and 1918. Presented April 1, 1919.—*Mr. Duff* . . . . . *Not printed.*

---



---

## CONTENTS OF VOLUME 10—*Continued.*

- 169.** Return to an Order of the House of the 19th March, 1919, for a Return showing:—1. How many appointments have been made to the Civil Service by the Civil Service Commission since the passing of the Civil Service Act of 1918. 2. How many of these appointments were given to returned soldiers who had served overseas in the actual theatre of war. 3. How many were given to those who had not served in the actual theatre of war. 4. What was the aggregate, also the average salaries pertaining to both classes referred to in questions two and three. Presented April 1, 1919.—*Mr. Sutherland*. . . . . *Not printed.*
- 170.** Return to an Order of the Senate, dated the 20th March, 1919, showing the cost of enforcing of the National Service Act, of the Military Service Act, and of the Order in Council establishing the Canada Registration Board.—(*The Senate*.) April 2, 1919. . . . . *Not printed.*
- 171.** Return to an Order of the House of the 26th March, 1919, for a Return showing:—1. Who the Director of Vocational Training is. His salary. His profession. What special training he has had to fit him as "Director of Vocational Training." 2. How many units for Vocational Training there are in Canada. How many officers in each unit, and at what salary. Their profession or training. 3. The cost of administration, (a) at Ottawa; (b) at each unit. The cost for maintenance. Total cost per year. Estimated cost for coming fiscal year. 4. Number of applications for training received. Number from boys under age. Number refused training because they have been under age. 5. Whether Vocational Training Branch gives an agricultural course. Whether Land Settlement Board gives an agricultural course. Presented April 3, 1919.—*Mr. Stevens*. . . . . *Not printed.*
- 172.** Return to an Order of the House of the 19th March, 1919, for a copy of all letters, telegrams and other documents exchanged between any Department of the Government and any person or persons, relative to charges of sedition made against Bishop Budka, of Winnipeg. Presented April 3, 1919.—*Mr. Blake*. . . . . *Not printed.*
- 173.** Return to an Address of the Senate, dated the 21st of March, 1918 containing statements showing in detail the expenditure made in connection with the last elections, the conscription law, and the National Service, up to the 1st of March, and that the said Address be presented to His Excellency the Governor General by such members of this House as are members of the Privy Council.—(*The Senate*.) April 3, 1919. . . . . *Not printed.*
- 174.** Return to an Order of the House of the 31st March, 1919, for a Return showing:—1. The names of the canvassers for the Victory Loan of 1918 in South East Grey, and amount paid each as commission. 2. Amounts paid to Toronto brokerage firms for commissions in connection with the said Victory Loan, and the names of such firms. Presented April 4, 1919.—*Mr. Proulx*. . . . . *Not printed.*
- 174a.** Return to an Order of the House of the 10th April, 1919, for a Return showing:—1. To what firms or brokers, in the Province of Quebec, brokerage was paid by the Government in connection with the last Victory Loan. 2. Amount paid to each. Presented April 23, 1919.—*Mr. Proulx*. . . . . *Not printed.*
- 174b.** Return to an Order of the House of the 31st March, 1919, for a Return showing:—1. Into how many districts the Dominion was divided for the purpose of the flotation of the Victory Loan. 2. The number of persons employed in each district, and their names. 3. The exact expenditure incurred by each district association. 4. Amount each organizing or canvasser received. 5. What brokers were employed throughout the Dominion. 6. The actual amount of bonds credited to each broker. 7. What remuneration each received. Presented April 30, 1919.—*Mr. Power*. . . . . *Not printed.*
- 175.** Return to an Order of the House of the 24th April, 1918, for a copy of all letters, petitions and communications received by the Acting Postmaster General or any official of his Department in reference to the closing of the Post Office at Le Blancville, in the County of Westmorland, New Brunswick. Presented April 4, 1919.—*Mr. Copp*. . . . . *Not printed.*
- 176.** Return to an Order of the House of the 24th April, 1918, for a Return showing:—1. The names and addresses of the different deputy returning officers, enumerators, janitors and lessees of polls in the election of December 17, 1917, in the County of Las-somption and Montcalm. 2. Amount paid to each of the above parties for his services in said election. 3. Whether all these accounts are paid. 4. If not, which yet are unpaid, and why they have not been settled. Presented April 4, 1919.—*Mr. Seguin*. . . . . *Not printed.*
- 177.** Return to an Order of the House of the 15th April, 1918, for a Return showing:—1. What sums have been expended since the beginning of the war by the Government, on advertising, in connection with (a) Voluntary recruiting, (b) Government loans,



# CONTENTS OF VOLUME 10—Continued.

(c) Production of foodstuffs, including advertisement in relation to the Food Controller's Office or Canada Food Board, (d) Military Service Act, and (e) Fuel Controller's Office. 2. What rates were paid, and whether they were the ordinary or usual commercial rates. 3. What papers received these advertisements, and what amount to each. He also laid before the House, by command of His Excellency the Governor General,—Tenth Annual Report of the Civil Service Commission of Canada, for the year ending August 31, 1918. Presented April 7, 1919.—*Mr. Pedlow.*

*Not printed.*

178. Return to an Order of the House of the 19th March, 1919, for a copy of the Marconi Wireless Company's contract with the Department of Naval Service, showing the date the contract was made and signed. Presented March 8, 1919.—*Mr. Tobin.*

*Not printed.*

- 178a. Supplementary Return to an Order of the House of the 19th March, 1919, for a copy of the Marconi Wireless Company's contract with the Department of Naval Service, showing the date the contract was made and signed. Presented April 15, 1919.—*Mr. Tobin.* . . . . .*Not printed.*

179. Return to an Order of the House of the 7th April, 1919, for a Return showing:—1. The present duties of the Censor's Department. 2. The men employed, and their salaries. 3. Whether any of them have other occupations. 4. How many of them are former newspaper men, and what their names are. 5. Whether any further need of a cable censor in Canada. 6. The Cost of the Censor's Office per year. Presented March 8, 1919.—*Mr. Pedlow* . . . . .*Not printed.*

180. Return to an Order of the House of the 24th March, 1919, for a Return showing:—1. The total amount of the damages caused by accidents which have occurred on the Intercolonial Railway, between Moncton and Lévis, since the 1st November, 1918, to residents' and Government property, respectively. 2. Whether any lives were lost as a result of such accidents. If so, how many. Presented March 8, 1918.—*Mr. Bourassa.*

*Not printed.*

181. Report of the Canada Registration Board, 1918. Presented by Hon. Mr. Rowell, April 9, 1919. . . . .*Not printed.*

182. Return to an Order of the House of the 2nd April, 1919, for a Return giving a detailed statement of the number of bank mergers in Canada since October 1, 1911, up to date, together with a copy of all petitions and correspondence opposing same. Also, the names of banks affected thereby. Presented April 9, 1919.—*Mr. Lemieux.*

*Not printed.*

183. Return to an Order of the House of the 27th March, 1919, for a Return showing:—1. Whether the Government increased the salaries of its civil servants in the County of Dorchester during the year 1917. 2. If so, the names of the officials and employees who received increases, giving the date of each increase. 3. On whose recommendation these increases were made. Presented April 9, 1919.—*Mr. Cannon.* . . . .*Not printed.*

184. Copy of Order in Council, P.C. 784, dated 9th April, 1919, appointing a Royal Commission to investigate industrial relations and submit a report as to how they may be improved. Presented by Sir Thomas White, April 9, 1919. . . . .*Not printed.*

- 184a. Copy of Order in Council, P.C. 670, dated 4th April, 1919,—Defining the scope of the Commission recently appointed to consider labour relations in Canada. Presented by Sir Thomas White, April 14, 1919. . . . .*Not printed.*

- 184b. Report of Commission appointed under Order in Council (P.C. 670) to inquire into Industrial Relations in Canada, together with a Minority Report. Presented by Sir Robert Borden, July 1, 1919. . . . .*Not printed.*

185. Memorandum No. 5, respecting work of the Department of Militia and Defence—European War—from January 1, 1918, to October 31, 1918. Presented by Hon. Mr. Mewburn, March 10, 1919. . . . .*Not printed.*

186. Return to an Order of the House of the 7th April, 1919, for a Return showing:—1. The total amount of the domestic Dominion War Loans subscribed to date. 2. The amount thereof subscribed by each province of the Dominion. 3. The amount of deposits in the banks at the close of the fiscal year next prior to the date of the first of such loans. 4. The amount of deposits in Canadian Banks according to the last issued statement, and the date of such statement. Presented April 11, 1919.—*Mr. Middlebro.*

*Not printed.*

187. Copy of Order in Council P.C. 690, dated 2nd April, 1919, re agreement between the Dominion of Canada and the Kingdom of Roumania respecting a credit for twenty-five million dollars (\$25,000,000). Presented by Sir Thomas White, April 11, 1919

*Not printed.*

# CONTENTS OF VOLUME 10—Continued.

188. Copy of Order in Council, P.C. 800, dated 10th April, 1919, requesting His Majesty to issue letters patent to each of the following named persons:—  
 The Right Honourable Sir Robert Borden, a Member of His Majesty's Most Honourable Privy Council, G.C.M.G., K.C., M.P., Prime Minister of the Dominion of Canada;  
 The Right Honourable Sir George Eulas Foster, a Member of His Majesty's Most Honourable Privy Council, G.C.M.G., M.P., Minister of Trade and Commerce of the Dominion of Canada;  
 The Honourable Arthur Lewis Sifton, K.C., M.P., Minister of Customs and Inland Revenue of the Dominion of Canada;  
 The Honourable Charles Joseph Doherty, K.C., M.P., Minister of Justice of the Dominion of Canada; naming him and appointing him as Commissioner and Plenipotentiary in respect of the Dominion of Canada, with full power to sign any treaties concluded at the Peace Conference. Presented by Hon. Mr. Rowell, April 11, 1919.  
*Not printed.*
189. Return to an Order of the House of the 9th March, 1919, for a Return showing:—1. If a man named Cooke was employed by the Immigration Branch of the Interior Department, or by the Minister of Immigration and Colonization, during the past year. 2. If so, what his duties were, and what remuneration he received, or is to receive. 3. Whether the said Cooke, in the capacity of a Government employee, visited Immigration Offices and Immigration Officials in the West. If so, whether he made any changes therein. 4. What changes were made, what the names of the officials are who were retired, given different positions, or newly employed. 5. Under what authority the said Cooke performed the mission referred to. 6. Whether the said Cooke is still in the employ of the Minister of Immigration and Colonization. If so, what duties he is now performing. 7. Whether the said Cooke is the Sheriff at Regina. Presented April 11, 1919.—*Mr. Murphy* . . . . .*Not printed.*
190. Return to an Order of the House of the 3rd April, 1919, for a Return showing:—1. Amount paid to J. S. Wilson, of Hanover, Registrar for South East Grey, in connection with the Dominion Registration in June, 1918. 2. The names of the Deputy Registrars and their assistants who received payment for services in connection with the Dominion Registration of June, 1918, in the County of South East Grey, Ont. Presented April 14, 1919.—*Mr. Proulx* . . . . .*Not printed.*
191. Return to an Order of the House of the 31st March, 1919, for a copy of all letters, telegrams and other correspondence between the Militia Department and the Aetna Chemical Company of Canada, Limited, concerning a contract for explosives. Presented April 14, 1919.—*Mr. Brouillard* . . . . .*Not printed.*
192. Return to an Order of the House of the 19th March, 1919, for a Return showing:—1. The names and present addresses of the last three hundred appointees to the Inside Civil Service, whose appointments were made by the Civil Service Commission. 2. In what Departments they were placed when appointed, and the salary paid in each case. Presented April 14, 1919.—*Mr. Boyer* . . . . .*Not printed.*
193. Return to an Order of the House of the 3rd April, 1919, for a Return showing:—1. Number of men enlisted under the provisions of the Military Service Act, 1917, in each of the nine provinces of Canada, who had been sent or were on their way overseas on November 11, 1918. 2. Number of enlisted under the provisions of the Military Service Act, 1917, in each of the nine provinces of Canada, who had been sent or had left their respective training barracks to be sent to Siberia on November 11, 1918. Presented April 14, 1919.—*Mr. Tobin* . . . . .*Not printed.*
194. Return to an Order of the House of the 24th March, 1919, for a copy of all telegrams, letters, order papers or other correspondence in any way connected with the discharge of cargoes of the vessels *J. M. Rafuse* and *W. F. Davidson*, in the year 1918, in New York Harbour. Presented April 14, 1919.—*Mr. Sinclair, (Antigonish)* . . . .*Not printed.*
195. Return to an Order of the House of the 7th April, 1919, for a copy of the evidence given in the arbitration at Toronto in 1918, with respect to the value of Canadian Northern Railway common stock taken over by the Government. Presented April 15, 1919.—*Mr. Mackie, (Edmonton)* . . . . .*Not printed.*
- 195a. Return to an Order of the House of the 7th April, 1919, for a copy of all reports made, or letters written, by Graham A. Bell with respect to Canadian Northern Railway common stock, and also in connection with or leading up to the arbitration in 1918 with respect to the value of such common stock. Presented April 15, 1919.—*Mr. Mackie, (Edmonton)* . . . . .*Not printed.*



# CONTENTS OF VOLUME 10—*Continued.*

196. Return to an Order of the House of the 31st March, 1919, for a copy of all letters, telegrams and other correspondence between the Honourable N. W. Rowell, President of the Privy Council, and Commissioner R. H. Pringle, K.C., in any way relating to the Pulp and Paper Inquiry conducted by the said Commissioner. Presented April 15, 1919.—*Mr. Tobin*. . . . .*Not printed.*
197. Also,—Return to an Order of the House of the 19th March, 1919, for a Return showing:—1. Whether the Canadian authorities have been in supreme command of the Canadian Naval vessels since the outbreak of hostilities. 2. How many vessels comprised the Canadian Naval Service on December 31, 1914, 1915, 1916, 1917 and 1918, respectively. Presented April 15, 1919.—*Mr. Tobin*. . . . .*Not printed.*
198. Return to an Order of the House of the 7th April, 1919, for a Return showing, according to the latest available figures, the population of each of the four western provinces and of the cities of Victoria, Vancouver, Calgary, Edmonton, Regina, Saskatoon, Brandon and Winnipeg. Presented April 16, 1919.—*Mr. Middlebro*. . . . .*Not printed.*
199. Return showing:—1. The value of, rate of duty on, and customs duty collected on, agricultural implements imported into Canada during the fiscal year ending March 31, 1914, and during the last fiscal year for which the figures are available, respectively. 2. The rate of duty on, amount of duty collected on, and number and value of, each of the following agricultural implements imported into Canada during each of the above periods: reapers, mowers, binders, thrashing machines, separators, ploughs, harrows, horse-rakes, seed drills, farm tractors, fanning mills, internal combustion engines other than tractors, wagons, buggies, cutters, sleighs, cream separators and wind mills. 3. What proportion of the above were imported through ports of entry in the four western provinces, and the duty paid thereon. 4. The number and value of such articles exported from Canada during the said two years respectively. 5. The number and value of automobiles imported into the four western provinces in the fiscal years ending March 31, 1914 to 1918, respectively, inclusive, and the duty paid thereon. Presented April 16, 1919.—*Mr. Middlebro*. . . . .*Not printed.*
200. Statement of Expenditure by the Honourary Advisory Council for Scientific and Industrial Research during the fiscal year ending 31st March, 1918. Presented by Hon. Mr. Maclean, April 23, 1919. . . . .*Not printed.*
201. Report of the Honourable Mr. Justice Morrison in the case of the wreck of the SS. *Princess Sophia*. Presented by Hon. Mr. Ballantyne, April 23, 1919. . . . .*Not printed.*
202. Return to an Order of the House of the 19th March, 1919, for a copy of all correspondence, petitions and other papers concerning the steamer service between Magdalen Islands and Pictou, N.S. Presented April 23, 1919.—*Mr. Lemieux*. . . . .*Not printed.*
203. Return to an Address to His Excellency the Governor General of the 19th March, 1919, for a copy of the Order in Council authorizing the audit of public terminal elevators and copy of the Auditor's report. Presented April 23, 1919.—*Mr. Stevens*. *Not printed.*
204. Return to an Order of the House of the 19th March, 1919, for a Return showing:—1. The number of Canadian soldiers who enlisted under the provisions of the Military Service Act, 1917, and are now in Siberia. 2. Whether any of the said soldiers objected to doing military service in Siberia. 3. If so, to whom such objections were referred. 4. The ruling given upon said objections. Presented April 23, 1919.—*Mr. Tobin*. . . . .*Not printed.*
205. Copies of Order in Council, P.C. 869, dated 22nd April, 1919, respecting allowances to be paid to Soldier Settlers who are taking agricultural training. Presented by Hon. Mr. Meighen, April 25, 1919. . . . .*Not printed.*
- 205a. Copy of Order in Council, P.C. 912, dated 1st May, 1919, amending Order in Council, P.C. 869, dated 22nd April, 1919, respecting allowances to be paid to Soldier Settlers who are taking agricultural training. Presented by Hon. Mr. Meighen, May 19, 1919. . . . .*Not printed.*
206. Return to an Order of the House of the 31st March, 1919, for a copy of all letters, telegrams, correspondence and other documents exchanged between the Starch Manufacturers of Prince Edward Island and the Finance Department, or any other Department of the Government, in 1911, in reference to the then proposed reciprocity agreement between Canada and the United States. Presented April 25, 1919.—*Mr. Read*, (*Prince*) . . . . .*Not printed.*
207. Return to an Order of the House of the 20th March, 1919, for a Return showing:—1. The amount, if any, paid by the Government for advertising to the *Moncton Transcript*, *Acadian Recorder*, *Morning Chronicle*, *Halifax Herald*, and *Evening Mail*, during the year 1918. 2. The amounts, if any, paid to the said newspapers during the same year for printing. Presented April 25, 1919.—*Mr. Duff* . . . . .*Not printed.*

---

 CONTENTS OF VOLUME 10—Continued.
 

---

- 207a.** Supplementary Return to an Order of the House of the 20th March, 1919, for a Return showing:—1. The amount, if any, paid by the Government for advertising to the *Moncton Transcript*, *Acadian Recorder*, *Morning Chronicle*, *Halifax Herald*, and *Evening Mail*, during the year 1918. 2. The amounts, if any, paid to the said newspapers during the same year for printing. Presented June 2, 1919.—*Mr. Duff*. *Not printed*.
- 208.** Return to an Order of the House of the 19th March, 1919, for a Return showing:—1. The amount paid the *Bridgewater Bulletin*, of Bridgewater, Nova Scotia, for advertising since January 1, 1912. 2. The amount paid the *Daily and Weekly News*, of Lunenburg, Nova Scotia, for advertising since January 1, 1912. Presented April 25, 1919.—*Mr. Duff*. *Not printed*.
- 209.** Return to an Order of the House of the 20th March, 1919, for a Return showing:—1. What quantity of soap was purchased by the Government from the Palm Olive Company in 1917 and 1918. 2. The price paid for same. Presented April 25, 1919.—*Mr. Lemieux*. *Not printed*.
- 210.** Return to an Order of the House of the 19th March, 1919, for a Return showing:—The amounts, if any, paid by the Government to the *Winnipeg Telegram* for printing, advertising, job or other work for each of the following five fiscal years: 1914, 1915, 1916, 1917, 1918. Presented April 25, 1919.—*Mr. Mayrand*. *Not printed*.
- 210a.** Supplementary Return to an Order of the House of the 19th March, 1919, for a Return showing:—The amounts, if any, paid by the Government to the *Winnipeg Telegram* for printing, advertising, job or other work for each of the following five fiscal years: 1914, 1915, 1916, 1917, 1918. Presented June 2, 1919.—*Mr. Mayrand*. *Not printed*.
- 211.** Return to an Order of the House of the 6th May, 1918, for a Return showing:—1. The amount paid for sending cablegrams by each Department of the Government for the year ending March 31, 1918. 2. What has been paid by each of the several departments for sending telegrams and telephone messages. 3. Whether the Government or any department thereof receives a special rate, or whether the full commercial rate is paid in connection with sending cablegrams, telegrams and telephone messages. 4. If not, whether it is the intention of the Government to endeavour to arrange for a special rate. Presented April 28, 1919.—*Mr. Sutherland*. *Not printed*.
- 212.** Return to an Order of the House of the 6th May, 1918, for a Return showing:—1. The amount paid by the Government to each of the following newspapers:—*Charlottetown Guardian*, *Charlottetown Examiner*, *Island Patriot*, *Summerside Journal Agriculturist*, *Pioneer and Farmer*, *Charlottetown Herald*, *Charlottetown Watchman*, from the 1st of August, 1914, to the 1st of January, 1918. 2. The portion of the amount so paid for advertising in connection with the war. Presented April 28, 1919.—*Mr. Read (Prince)*. *Not printed*.
- 213.** Return to an Order of the House of the 7th April, 1919, for a Return showing:—1. The nature of the irregularities of which Major L'Heureux is charged in connection with the administration of the 167th Battalion. 2. Whether the Government is aware that the Adjutant of the said Battalion, Captain J. A. Poirier, who shared the Commanding Officer's confidence, was not at all disquieted, but, on the contrary, was sent overseas immediately after the termination of Lieut.-Colonel Readman's trial. 3. The charges alleged against the said Major L'Heureux and who investigated said charges. 4. Whether Major L'Heureux was called upon to enter a plea of defence. 5. Whether the Government is aware that on several occasions said Major L'Heureux demanded an investigation, and that the reply was that there was nothing for which to reproach him. Presented April 28, 1919.—*Mr. Savard*. *Not printed*.
- 214.** Return to an Order of the House of the 18th April, 1918, for a Return showing:—1. The number of clerks employed during each year from 1911 to 1917 in the following Post Offices: Victoria, Vancouver, Regina, Edmonton, Winnipeg, Toronto, Ottawa, Hamilton, Montreal, Quebec, Fredericton and Halifax. 2. What sums have been paid as salaries to the clerks of the above offices in each year of the said period. Presented April 28, 1919.—*Mr. Déchene*. *Not printed*.
- 215.** Return to an Order of the House of the 1st May, 1918, for a Return showing:—(a) Whether the Canadian Government Railways Employees Magazine, published at Moncton, N.B., is owned by the Government; (b) if so, the names of the Editor, Business Manager, Advertising Solicitor, and of other persons engaged in connection with the magazine and the amounts of salary or other remuneration paid to them, respectively, since its establishment; (c) the positions, if any, such persons also occupy in the Canadian Government Railways Service, and what salaries they receive in such service; (d) the revenue and expenditure in connection with the publication of the magazine from its inception to December 31, 1917, showing separately the amounts received from advertising, subscriptions, and from other sources respectively, also separately the amounts disbursed for personal service, printing and other expenses of publication; (e) the sums of money paid by the Government or by the Canadian



## CONTENTS OF VOLUME 10—*Continued.*

Government Railways in connection with the publication of the magazine with dates and amounts and showing for what purposes such payments were made; (f) a copy of the correspondence between the Minister of Railways and Canals, any officials of that Department, particularly the Purchasing Agent, the General Manager and other officials of the Canadian Government Railways and any officials or employees of the Magazine and of all correspondence from the Minister or from any officials of the Department or from any officials of the Canadian Government Railways for the purpose of inducing manufacturers and others to advertise in the magazine; and (g) whether the Post Office Department has admitted the Magazine to second-class postal privileges, and if so, on what date, and whether such privileges extend only to copies sent to bona fide subscribers or if they include copies supplied gratuitously to Canadian Government Railways officials and employees. Presented April 28, 1919.—*Mr. Bureau.*  
*Not printed.*

- 216.** Return to an Order of the House of the 24th March, 1919, for a Return showing:—1. The staff and personnel employed at Quebec, Que., for the Soldiers' Civil Re-establishment. 2. Their respective names, domiciles and salaries. 3. Which of them are returned soldiers, and what services they performed in the Canadian Expeditionary Force. 4. How many demands were made by returned soldiers at Quebec in connection with their civil re-establishment, giving: (a) Name of claimant; (b) His place of origin; (c) The nature and date of his demand; (d) The adjudication in each case, and date. Presented April 29, 1919.—*Mr. Vien* . . . . .*Not printed.*
- 217.** Return to an Address to His Excellency the Governor General, of the 19th March, 1919, for a copy of all correspondence between the Minister of Trade and Commerce or any officials of the Government and the Board of Grain Supervisors and Board of Grain Commissioners regarding the commandeering of wheat in 1916, and a copy of the Order in Council authorizing same. Presented April 29, 1919.—*Mr. Stevens.*  
*Not printed.*
- 218.** Return to an Order of the House of the 19th March, 1919, for a Return showing:—The amount, if any, paid by the Government to the *Ottawa Journal* for printing, advertising, job or other work for each of the following five fiscal years: 1914, 1915, 1916, 1917, 1918. Presented April 29, 1919.—*Mr. Deslauriers* . . . . .*Not printed.*
- 218a.** Return to an Order of the House of the 24th March, 1919, for a Return showing:—1. Amount paid to the *Ottawa Journal* and *Ottawa Journal-Press* for Government printing, advertising and job work from 1896 to 1911, inclusive. 2. Amounts paid to *Ottawa Journal* and *Ottawa Journal-Press* for Government printing, advertising and job work in each of the years 1912, 1913, 1914, 1915, 1916, 1917 and 1918. Presented May 14, 1919.—*Mr. Edwards* . . . . .*Not printed.*
- 218b.** Supplementary Return to an Order of the House of the 19th March, 1919, for a Return showing:—The amount, if any, paid by the Government to the *Ottawa Journal* for printing, advertising, job or other work for each of the following five fiscal years: 1914, 1915, 1916, 1917, 1918. Presented June 2, 1919.—*Mr. Deslauriers* . . . . .*Not printed.*
- 219.** Return to an Order of the House of the 19th March, 1919, for a Return showing:—The amount, if any, paid by the Government to the *Hamilton Spectator* for printing, advertising, job or other work for each of the following five fiscal years: 1914, 1915, 1916, 1917, 1918. Presented April 29, 1919.—*Mr. Deslauriers* . . . . .*Not printed.*
- 219a.** Supplementary Return to an Order of the House of the 19th March, 1919, for a Return showing:—The amount, if any, paid by the Government to the *Hamilton Spectator* for printing, advertising, job or other work for each of the following five fiscal years: 1914, 1915, 1916, 1917, 1918. Presented April 29, 1919.—*Mr. Deslauriers* . . . . .*Not printed.*
- 220.** Return to an Order of the House of the 19th March, 1919, for a Return showing:—The amount, if any, paid by the Government to the *Ottawa Citizen* for printing, advertising, job or other work for each of the following five fiscal years: 1914, 1915, 1916, 1917, 1918. Presented April 29, 1919.—*Mr. Deslauriers* . . . . .*Not printed.*
- 220a.** Supplementary Return to an Order of the House of the 19th March, 1919, for a Return showing:—The amount, if any, paid by the Government to the *Ottawa Citizen* for printing, advertising, job or other work for each of the following five fiscal years: 1914, 1915, 1916, 1917, 1918. Presented June 2, 1919.—*Mr. Deslauriers* . . . . .*Not printed.*
- 221.** Return to an Order of the House of the 19th March, 1919, for a Return showing:—The amount, if any, paid by the Government to the *Toronto World* for printing, advertising, job or other work for each of the following five fiscal years: 1914, 1915, 1916, 1917, 1918. Presented April 29, 1919.—*Mr. D'Anjou* . . . . .*Not printed.*
- 221a.** Supplementary Return to an Order of the House of the 19th March, 1919, for a Return showing:—The amount, if any, paid by the Government to the *Toronto World* for printing, advertising, job or other work for each of the following five fiscal years: 1914, 1915, 1916, 1917, 1918. Presented June 2, 1919.—*Mr. D'Anjou* . . . . .*Not printed.*



---



---

### CONTENTS OF VOLUME 10—Continued.

- 222.** A collection of Reports by the Imperial Government on Bolshevism in Russia. Presented by Hon. Mr. Rowell, April 29, 1919. . . . . *Not printed*
- 223.** Return to an Order of the Senate dated May 22, 1918. That an humble Address be presented to His Excellency the Governor General, praying that His Excellency will cause to be laid upon the Table of the Senate a return of copies of all papers, letters, telegrams, memorials, petitions or other communications or documents in the possession of the Government or in that of His Honour the Speaker of the House of Commons, which may be available, in connection with the recent delegation from the farmers of Canada to present certain public and national questions and issues to the attention of the Cabinet and of the Parliament of Canada.—(*The Senate.*) April 29, 1919. . . . . *Not printed.*
- 224.** Return to an Order of the Senate dated 26th March, 1919, showing:—1. (1) Whether the Government has divested itself of all aerodromes, airships and air service plant. (2) Also, whether such property is retained by the Government, where it is situated, and of what does it consist. 2. (1) Also, is there any air service organization or personnel in Canada acting under the Government; and (2) If there is: (a) of what persons does it consist; (b) what is the qualification and rank of each person; (c) where are they respectively located; (d) what is each person's duty.—(*The Senate.*) April 29, 1919 . . . . . *Not printed.*
- 225.** Return to an Order of the House of the 24th March, 1919, for a copy of all telegrams, letters, correspondence, petitions and other documents in any way referring to the appointment of a postmaster at Port Hawkesbury, during the years 1918 and 1919. Presented April 30, 1919.—*Mr. Chisholm.* . . . . . *Not printed.*
- 226.** Return to an Order of the House of the 19th March, 1919, for a Return showing:—The amount, if any, paid by the Government to the *Toronto Mail and Empire* for printing, advertising, job or other work for each of the following five fiscal years: 1914, 1915, 1916, 1917, 1918. Presented April 30, 1919.—*Mr. Proulx.* . . . . *Not printed.*
- 226a.** Supplementary Return to an Order of the House of the 19th March, 1919, for a Return showing:—The amount, if any, paid by the Government to the *Toronto Mail and Empire* for printing, advertising, job or other work for each of the following five fiscal years: 1914, 1915, 1916, 1917, 1918. Presented June 2, 1919.—*Mr. Proulx.*  
*Not printed.*
- 227.** Return to an Order of the House of the 19th March, 1919, for a Return showing:—The amount, if any, paid by the Government to the *Toronto Star* for printing, advertising, job or other work for each of the following five fiscal years: 1914, 1915, 1916, 1917, 1918. Presented April 30.—*Mr. Deslauriers* . . . . . *Not printed*
- 227a.** Supplementary Return to an Order of the House of the 19th March, 1919, for a Return showing:—The amount, if any, paid by the Government to the *Toronto Star* for printing, advertising, job or other work for each of the following five fiscal years: 1914, 1915, 1916, 1917, 1918. Presented June 2, 1919.—*Mr. Deslauriers.* . . . . *Not printed.*
- 228.** Return to an Order of the House of the 19th March, 1919, for a Return showing:—The amount, if any, paid by the Government to the *Montreal Star* for printing, advertising, job or other work for each of the following five fiscal years: 1914, 1915, 1916, 1917, 1918. Presented April 30, 1919.—*Mr. Mayrand.* . . . . *Not printed*
- 228a.** Supplementary Return to an Order of the House of the 19th March, 1919, for a Return showing:—The amount, if any, paid by the Government to the *Montreal Star* for printing, advertising, job or other work for each of the following five fiscal years: 1914, 1915, 1916, 1917, 1918. Presented June 2, 1919.—*Mr. Mayrand.* *Not printed.*
- 229.** Copy of an agreement between His Britannic Majesty's Government and the Government of the French Republic respecting British War Graves in France, signed at Paris November 26, 1918. Presented by Hon. Mr. Rowell, April 30, 1919 . . *Not printed.*
- 230.** Mr. Rowell, a Member of the King's Privy Council, laid before the House,—Copy of Order in Council, P.C. 2144, dated 2nd September, 1918, re application of the St. Lawrence River Power Company to construct certain works in the South Sault Channel of the St. Lawrence River.  
P.C. 2145, dated 2nd September, 1918, appointing the Hon. Arthur Meighen, Minister of the Interior, and Hon. A. L. Sifton, Minister of Customs and Inland Revenue, to represent the Government of Canada at a conference with the representatives of the United States Government concerning the application of the St. Lawrence River Power Company.  
P.C. 2509, dated 12th October, 1918,—Copy of report re result of negotiations concerning the application of the St. Lawrence River Power Company, and also in reference to the Order of the International Joint Commission authorizing the St. Lawrence River Power Company to construct certain works in the South Sault Channel of the St. Lawrence River.

## CONTENTS OF VOLUME 10—*Continued.*

Copy of the Order of the said International Joint Commission authorizing the construction of the said works dated September 4, 1918. Interim Order and Opinion of International Joint Commission in the matter of the application of the St. Lawrence River Power Company for the approval of the construction and maintenance of a submerged weir in the South Channel of the St. Lawrence River near the mouth of its power canal at Massena, New York. Statement of the Case of the Government of the Dominion of Canada on such application. Presented by Hon. Mr. Rowell May 1, and 3, 1919... *Printed for distribution and sessional papers.*

- 230a.** Interim Order, Opinions of, and Hearings before the International Joint Commission in the matter of the application of the St. Lawrence River Power Company, for the approval of the construction and maintenance of a submerged weir in the south channel of the St. Lawrence River near the mouth of its power canal at Massena, New York. Presented by Hon. Mr. Rowell, May 14, 1919.
- 231.** Copy of the Order of the International Joint Commission, in the matter of the measurement and apportionment of the St. Mary and Milk Rivers and their tributaries in the State of Montana and the Provinces of Alberta and Saskatchewan. Presented by Hon. Mr. Rowell, May 30, 1919... *Not printed.*
- 232.** Return to an Order of the House of the 28th April, 1919, for a copy of Mrs. Hambleton's report, dated in the month of May, 1918, and relating to Canadian flour mills. Presented May 1, 1919.—*Mr. Archambault*... *Not printed.*
- 233.** Return to an Order of the House of the 27th March, 1919, for a Return showing:—Amount expended by the Government on newspaper advertising since August 4, 1915. Presented May 31, 1914.—*Mr. Sinclair*... *Not printed.*
- 233a.** Supplementary Return to an Order of the House of the 27th March, 1919, for a Return showing:—Amount expended by the Government on newspaper advertising since August 4, 1915. Presented June 2, 1919.—*Mr. Sinclair (Antigonish)*... *Not printed.*
- 234.** Return to an Order of the House of the 7th April, 1919, for a copy of all correspondence in connection with the lease of the Government Fish Drier at Souris, Prince Edward Island, including copy of the advertisement calling for tenders on the 15th day of May, 1914, and a copy of the lease. Presented May 31, 1919.—*Mr. McIsaac*... *Not printed.*
- 235.** Return to an Order of the House of the 19th March, 1919, for a copy of all letters, telegrams, petitions and other documents in any way referring to a proposed mail route from Eden Siding to Marble Mountain, Inverness County, N.S. Presented May 1, 1919.—*Mr. Chisholm*... *Not printed.*
- 236.** Communication from the Senate of Belgium to the Speakers of the Senate and House of Commons of Canada.

(Translation).

BRUSSELS, BELGIUM, April 30, 1919.

The Speaker of the House of Commons,  
The Speaker of the Senate,  
Ottawa.

MR. SPEAKER,—I beg to send you and request you to communicate to the Assembly over which you preside the text of the motion unanimously adopted by the Senate during its session of Tuesday, April 29, 1919.

The Senate of Belgium affected by the vote of the Paris Conference which disregards the claims of the City of Brussels to become the seat of the League of Nations, seriously preoccupied by the distressing condition to which the country has been reduced by this most cruel war and convinced that the numberless ruins which cover its territory cannot be restored by its own national resources, most anxiously appeals to your Assembly and implores it to intervene with the greatest possible energy in order to obtain that the solemn promises of prompt and complete restoration so frequently reiterated be now carried out in the spirit of broad equity and generous compassion which inspired them.

Relying upon the sentiments of solidarity which unite all civilized nations and upon the assurance of sincere and profound sympathy which your Assembly so kindly gave to Belgium, the Senate counts upon obtaining from your Assembly its powerful aid and effectual intervention in support of the legitimate and necessary atonements claimed from the Paris Conference for the restoration of this country.

Please accept, Mr. Speaker, the assurance of my greatest respect.

(Signed) Baron de PAVEREAU,  
*President of the Senate.*

Presented by Hon. Mr. Speaker, May 1, 1919... *Not printed.*

---

**CONTENTS OF VOLUME 10—Continued.**


---

- 237.** Return to an Order of the House of the 23rd April, 1919, for a copy of all correspondence, telegrams and other documents exchanged between Mr. L. D. Hara, Acting Superintendent of the Welland Ship Canal, and the Department of Railways and Canals and Justice Department, relative to the seizure of two cars of coal by the Fuel Controller of Thorold, Ont. Presented May 2, 1919.—*Mr. Fraser*... ..*Not printed.*
- 238.** Return to an Order of the House of the 23rd April, 1919, for a copy of all correspondence, telegrams and other documents exchanged between Mr. L. D. Hara, Acting Superintendent of the Welland Ship Canal, and the Minister of Railways and Canals or any other person in the said Department relative to notice being served on Mrs. W. Thomas, of Thorold, Ont., to vacate her residence. Presented May 2, 1919.—*Mr. Fraser*... ..*Not printed.*
- 239.** Return to an Order of the House of the 19th March, 1919, for a Return showing:—The amount, if any, paid by the Government to the *Manitoba Free Press* for printing, advertising, job or other work for each of the following five fiscal years: 1914, 1915, 1916, 1917, 1918. Presented May 2, 1919.—*Mr. Mayrand*... ..*Not printed.*
- 239a.** Supplementary Return to an Order of the House of the 19th March, 1919, for a Return showing:—The amount, if any, paid by the Government to the *Manitoba Free Press* for printing, advertising, job or other work for each of the following five fiscal years: 1914, 1915, 1916, 1917, 1918. Presented June 2, 1919.—*Mr. Mayrand*..*Not printed.*
- 240.** Return to an Order of the House of the 19th March, 1919, for a Return showing:—The amount, if any, paid by the Government to the *Halifax Herald* for printing, advertising, job or other work for each of the following five fiscal years: 1914, 1915, 1916, 1917, 1918. Presented May 2, 1919.—*Mr. Proulx*... ..*Not printed.*
- 240a.** Supplementary Return to an Order of the House of the 19th March, 1919, for a Return showing:—The amount, if any, paid by the Government to the *Halifax Herald* for printing, advertising, job or other work for each of the following five fiscal years: 1914, 1915, 1916, 1917, 1918. Presented June 2, 1919.—*Mr. Proulx*... ..*Not printed.*
- 241.** Return to an Order of the House of the 23rd April, 1919, for a return showing how many acres of public land have been given to railway companies in the Dominion of Canada by the Federal Government from 1878 to the present time, and also showing how many acres were granted in each year during the above period of time. Presented by Hon. Mr. Meighen, May 2, 1919... ..*Not printed.*
- 242.** Return to an Order of the House of the 14th April, 1919, for a copy of all documents, correspondence and plans relating to the proposed construction of the Montreal Harbour Commissioners' bridge, extending from the City of Montreal to the South Shore. Presented May 5, 1919.—*Mr. Deslauriers*... ..*Not printed.*
- 243.** Return to an Order of the House of the 19th March, 1919, for a Return showing:—The amount, if any, paid by the Government to the *Toronto News* for printing, advertising, job or other work for each of the following five fiscal years: 1914, 1915, 1916, 1917, 1918. Presented May 5, 1919.—*Mr. Proulx*... ..*Not printed.*
- 243a.** Supplementary Return to an Order of the House of the 19th March, 1919, for a Return showing:—The amount, if any, paid by the Government to the *Toronto News* for printing, advertising, job or other work for each of the following five fiscal years: 1914, 1915, 1916, 1917, 1918. Presented June 2, 1919.—*Mr. Proulx*... ..*Not printed.*
- 244.** Return to an Order of the House of the 19th March, 1919, for a Return showing:—The amount, if any, paid by the Government to the *Toronto Globe* for printing, advertising, job or other work for each of the following five fiscal years: 1914, 1915, 1916, 1917, 1918. Presented May 5, 1919.—*Mr. Deslauriers*... ..*Not printed.*
- 244a.** Supplementary Return to an Order of the House of the 19th March, 1919, for a Return showing:—The amount, if any, paid by the Government to the *Toronto Globe* for printing, advertising, job or other work for each of the following five fiscal years: 1914, 1915, 1916, 1917, 1918. Presented June 2, 1919.—*Mr. Deslauriers*..*Not printed.*
- 245.** Return to an Order of the House of the 23rd April, 1919, for a copy of all telegrams, letters and other correspondence exchanged between L. D. Hara or other persons connected with the Welland Ship Canal and the Department of Railways and Canals relative to the drowning of Michael Koebel, Lock Tender at Port Colborne. Presented May 5, 1919.—*Mr. Fraser*... ..*Not printed.*
- 246.** Report of the Director of the Military Service Branch on the operation of the Military Service Act, 1917. Presented by Hon. Mr. Meighen, May 6, 1919... ..*Not printed.*



---

 CONTENTS OF VOLUME 10—*Continued.*

- 246a.** Copy of a letter from Mr. Justice Duff, Central Appeal Judge, respecting his appreciation of the work of Mr. S. L. Dale Harris as Central Public Representative in connection with the administration of the Military Service Act. Presented by Sir Robert Borden, June 24, 1919. . . . .*Not printed.*
- 247.** Return to an Order of the House of the 14th April, 1919, for a copy of all documents relating to the investigation made by His Honour, Judge F. S. McLennan, in the matter of the soldiers' votes which were deposited at the St. John Barracks, in connection with the General Elections held on the 17th December, 1917; also a copy of the report thereon by the investigating commissioner, comprising the evidence and exhibits relating thereto, and copy of the correspondence and telegrams between the said Commissioner and members of the Government, together with statements of accounts in connection therewith. Presented May 6, 1919.—*Mr. Archambault.*  
*Not printed.*
- 248.** Return to an Order of the Senate dated March 25, 1919, showing:—1. Copies of all Orders in Council for the years 1915, 1916, 1917 and 1918 giving authority for the free importation of machinery and manufactured products or for importation at a lesser rate of duty than provided for in the customs tariff. 2. Classification of machinery or manufactured products so imported. 3. The value thereof. 4. Port or ports of entry. 5. Country of origin.—(*The Senate.*) May 6, 1919. . . . .*Not printed.*
- 249.** Return to an Order of the House of the 28th April, 1919, for a Return showing:—1. Quantity of tons of lead pipe, or waste lead pipe, imported into Canada from United States during 1918, and at what ports of entry. 2. Quantity of tons of the different sizes, more particularly 4-inch pipes, so imported. 3. The names of the firms in the United States so exporting. 4. The names of the firms in Canada so importing. Presented May 7, 1919.—*Mr. Lemieux.* . . . . .*Not printed.*
- 250.** Return to an Order of the House of the 2nd April, 1919, for a copy of all correspondence, letters, telegrams and recommendations relating to the appointment of a keeper of Free Stone Island light-house, County of Richmond, Nova Scotia, in the year 1918. Presented May 7, 1919.—*Mr. Duff.* . . . . .*Not printed.*
- 251.** Return to an Order of the House of the 31st March, 1919, for a Return showing amounts paid by the Government for advertising to the following papers: *Dundalk Herald, Flesherston Advance, Markdale Standard, Durham Chronicle, Hanover Post, and Grey (Durham) Review* during the year ending March 26, 1919. Presented May 7, 1919.—*Mr. Proulx.* . . . . .*Not printed.*
- 252.** Return to an Order of the House of the 31st March, 1919, for a Return showing amounts paid the *Toronto Globe* and *Toronto Star*, respectively, for Government advertising during the year ending March 26, 1919. Presented May 7, 1919.—*Mr. Proulx.*  
*Not printed.*
- 252a.** Supplementary Return to an Order of the House of the 31st March, 1919, for a Return showing amounts paid the *Toronto Globe* and *Toronto Star*, respectively, for Government advertising during the year ending March 26, 1919. Presented June 2, 1919.—*Mr. Proulx.* . . . . .*Not printed.*
- 253.** Return to an Order of the House of the 19th March, 1919, for a Return showing:—The amounts, if any, paid by the Government to the *Montreal Gazette* for printing, advertising, job or other work for each of the following five fiscal years: 1914, 1915, 1916, 1917, 1918. Presented May 8, 1919.—*Mr. Mayrand.* . . . . .*Not printed.*
- 253a.** Supplementary Return to an Order of the House of the 19th March, 1919, for a Return showing:—The amounts, if any, paid by the Government to the *Montreal Gazette* for printing, advertising, job or other work for each of the following five fiscal years: 1914, 1915, 1916, 1917, 1918. Presented June 2, 1919.—*Mr. Mayrand.* *Not printed.*
- 254.** Return to an Order of the House of the 16th April, 1919, for a copy of all correspondence, telegrams and other documents in connection with the application of the Shell Transport and Trading Company for the grant of certain oil lands. Presented May 12, 1919.—*Mr. Lemieux.* . . . . .*Not printed.*
- 255.** Report of the Ministry Overseas Military Forces of Canada, 1918. Presented by Sir Edward Kemp, May 12, 1919. . . . .*Not printed.*
- 256.** Return to an Order of the House of the 12th May, 1919, for a copy of the lease or leases granting the use of some 10,000 acres of land of the St. Peter's Indian Reserve for a term of five years from the first of May, 1918, to Charles Bird and Jacob Jonnason, of St. Peters, and Rufus Stephen Benson and Rufus Henrickson of Selkirk. Presented May 14, 1919.—*Mr. Robb.* . . . . .*Not printed.*

## CONTENTS OF VOLUME 10—*Continued.*

- 257.** Return to an Order of the House of the 19th March, 1919, for a Return showing:—1. The amount of money the Government has spent during the last twelve months advertising in the daily and weekly papers and periodicals or magazines (a) in Canada, and (b) outside of Canada. 2. Whether the Government paid a higher rate for this advertising than if they had placed it through the regular advertising agencies. Presented May 14, 1919.—*Mr. Pedlow* . . . . . *Not printed.*
- 257a.** Supplementary Return to an Order of the House of the 19th March, 1919, for a Return showing:—1. The amount of money the Government has spent during the last twelve months advertising in the daily and weekly papers and periodicals or magazines (a) in Canada, and (b) outside of Canada. 2. Whether the Government paid a higher rate for this advertising than if they had placed it through the regular advertising agencies. Presented June 2, 1919.—*Mr. Pedlow* . . . . . *Not printed.*
- 258.** Copies of contracts with respect to the reconstruction of the Parliament Building. Presented by Hon. Mr. Carvell, May 15, 1919. . . . . *Not printed.*
- 259.** Return to an Order of the House of the 28th April, 1919, for a Return showing:—1. The number of Canadian Officers belonging to the Canadian Expeditionary Force promoted to the rank of Brigadier-General since the beginning of the war, to date. 2. Their names, the military rank which they held at the time they left for overseas, and the military district to which they belong. Presented May 19, 1919.—*Mr. Prevost.*  
*Not printed.*
- 260.** Return to an Order of the House of the 23rd April, 1919, for a copy of all correspondence, petitions and other documents concerning the prosecution entered against Mr. Ben H. Spence, Secretary of the Ontario Branch of the Dominion Alliance, for publishing objectionable matter. Presented May 19, 1919.—*Mr. Lemieux* . . . . . *Not printed.*
- 261.** Return to an Order of the House of the 7th May, 1919, for a Return showing:—1. Names of the private cars that were in the wreck on the Toronto and Ottawa train (Canadian National Railways, 21st-22nd April last), and the name of the respective Minister to which each private car is assigned. 2. Who paid for the attendance, transportation and supplies for these private cars respectively, during the trip. 3. The amount of damage which resulted from this wreck for each private car and by whom the said damage will be paid. 4. Number of private cars used by Ministers and high officials of the Government, the name of each car, and the name of each Minister and high official using same. 5. How many of these private cars, if any, have been used from time to time since 1911, by members of the family of the Ministers or high officials exclusively for social and pleasure trips. Presented May 19, 1919.—*Mr. D'Anjou* . . . . . *Not printed.*
- 262.** Return to an Order of the House of the 16th April, 1919, for a Return showing:—1. Amount paid by the Government to the Canadian Press Association during the calendar year 1918. 2. Whether the advertising for the last Victory Loan was distributed to the newspapers directly by the Department of Finance, or through advertising agencies. 3. If through advertising agencies, how much was paid in commissions to the advertising agents. 4. The total cost of advertising the last Victory Loan. Presented May 19, 1919.—*Mr. Sinclair, (Antigonish)* . . . . . *Not printed.*
- 263.** Return to an Order of the House of the 12th May, 1919, for a Return showing:—1. Name of the Deputy Minister of the Department of Soldiers' Civil Re-Establishment. 2. When he was appointed. 3. His salary. 4. Whether he is a returned soldier. 5. If not, whether any attempt was made to obtain the services of a returned soldier. 6. Whether the present Deputy Minister has any special qualifications which would fit him to deal with returned men and their problems. 7. What educational experience the present Deputy Minister has. 8. Whether he is familiar with principles of education. 9. Why Mr. Sedgeworth resigned from the position of Director of Vocational Training. 10. Whether Mr. Sedgeworth had any disagreement with the Minister or Deputy Minister on matters of policy affecting the welfare of returned men. 11. Number of people employed on the Publicity Staff of the Department of Soldiers' Civil Re-Establishment, and salary paid to each. 12. Amount expended by this Department during the past six months for publicity purposes. 13. Whether it is true that only returned officers are offered the higher positions in this Department. 14. Whether the previous appointments held by Mr. Sedgeworth and Mr. Robinson were made through the Civil Service Commission. 15. Whether the position of Secretary of the Pension Board has been advertised. Presented May 19, 1919.—*Mr. Power.*  
*Not printed.*
- 264.** Return to an Order of the House of the 19th March, 1919, for a Return showing:—1. The total number of men recruited during the war, combatants and non-combatants, (a) in the whole of Canada; (b) in each province. 2. The total number of men recruited during the war in Canada, (a) as per nationality; (b) as per religion; (c) as per nationality provincially; and (d) as per religion provincially. 3. The total

## CONTENTS OF VOLUME 10—Continued.

number of men enfranchised in Canada, (a) in the whole of Canada; (b) in each province. 4. The total number of men and women engaged in war work, (a) in Canada; (b) in each province. Presented May 20, 1919.—*Mr. Blake*... *Not printed.*

265. Return to an Order of the House of the 23rd April, 1919, for a copy of the report made by Lt. Jarvis, R.C.N., in regard to the steamer *Stadacona*. Presented May 21, 1919.—*Mr. Duff*... *Not printed.*
- 265a. Return to an Order of the House of the 7th May, 1919, for a Return showing:—1. Whether H.M.C.S. *Stadacona* was repaired by the Halifax Shipyards, Ltd., during the summer of 1918. 2. If so, why repairs were necessary. 3. Cost of the repairs. 4. Whether the *Stadacona* struck a rock on the Cape Breton coast during the year 1918. 5. If so, who was held responsible for the striking of said rock. 6. How many times during the war the *Stadacona* has been aground. 7. Where the vessel was during the month of July, 1917. 8. Whether she, during July, 1917, took a party of Naval Officers to Labrador. 9. If so, the purpose of this trip. 10. Whether the ship was in constant communication with the Naval authorities during that trip. 11. Whether the *Stadacona* was used as a yacht, or to provide living accommodation for any officers in the Canadian Naval Service during 1917 or 1918. Presented May 30, 1919.—*Mr. D'Anjou*... *Not printed.*
266. Return to an Order of the House of the 5th May, 1919, for a Return showing:—1. Value of farm implements exported during the years 1912, 1913, 1914, 1915, 1916, 1917 and 1918. 2. To which countries the said implements were exported, and who the exporters were. 3. Whether any tractors were exported. Presented May 20, 1919.—*Mr. Dechene*. *Not printed.*
267. Return to an Order of the House of the 23rd April, 1919, for a copy of all correspondence, petitions and other papers concerning the proposed acquisition by the Dominion Government of the Gaspé Railway System. Presented May 28, 1919.—*Mr. Lemieux*. *Not printed.*
268. Return to an Order of the House of the 19th March, 1919, for a return showing the names, post office addresses, length of service, date of appointment, and yearly remuneration of all fishery guardians in the Province of Nova Scotia, along with a list of the names of the parties by whom the said guardians were recommended. Presented May 28, 1919.—*Mr. Sinclair*, (*Antigonish*)... *Not printed.*
269. Report of The War Trade Board, from 8th February, 1918 to 31st March, 1919. Presented by Hon. Mr. Maclean, May 28, 1919...  
*Printed for distribution and sessional papers.*
270. Return to an Order of the Senate, dated May 13, 1919, showing:—1. A copy of the evidence taken on an inquiry of the Department of Railways through the claims agent at Moncton, New Brunswick, into the claim of Mrs. Annie Girroir, of Tracadia, Nova Scotia, widow, for damages to her property by water claimed to have been caused by the narrowing of the railway bridges opposite said property. 2. The names of the witnesses examined. 3. The time spent at said examination. 4. The place where said examination was held. 5. Whether the claimant was present or was represented by Counsel at said inquiry. 6. Whether the claimant was given notice of said inquiry. 7. What length of notice was given claimant previous to the date set for said inquiry. 8. A copy of the decision of the Legal Department of Railways with regard to said claim. (*The Senate.*) May 29, 1919... *Not printed.*
271. Return to an Order of the House of the 19th March, 1919, for a copy of all correspondence, letters and other documents exchanged between the Government or any Department or Commission thereof and Lieutenant Commander J. K. L. Ross, relating to appointments to the staff of the Board of Pension Commissioners, by the Civil Service Commission. Presented May 30, 1919.—*Mr. Kay*... *Not printed.*
- 271a. Return to an Order of the House of the 23rd April, 1919, for a copy of all correspondence, and other documents exchanged between the Government or any Member thereof, or any Department or Commission thereof, and the Board of Pension Commissioners or any Member thereof, relative to appointments to the staff of the Board of Pension Commissioners by the Civil Service Commission. Presented July 5, 1919.—*Mr. Kay*. *Not printed.*
272. Return to an Order of the House of the 5th May, 1919, for a copy of all correspondence between the Government and the City of Quebec and other stockholders in Quebec, London, New York and elsewhere, with reference to the proposed purchase by the Government of the minority stock of the Quebec and Lake St. John Railway and of the Great Northern Railway of Canada, now forming part of the mileage of the Canadian Northern Railway operated by the Government. Presented May 30, 1919.—*Mr. Lavigne*... *Not printed.*



CONTENTS OF VOLUME 10—*Continued.*

- 272a.** Return to an Order of the House of the 23rd April, 1919, for a copy of all correspondence, between the Government, the City of Quebec and other shareholders of the Great Northern Railway Company of Canada and the Quebec and Lake St. John Railway, as to the acquisition by the Government of the minority holdings of the stock in these railways, which are now being operated by the Government as part of the Canadian National Railway System. Presented May 30, 1919.—*Mr. Lavigueur*... *Not printed.*
- 272b.** Supplementary Return to an Order of the House of the 5th May, 1919, for a copy of all correspondence between the Government and the City of Quebec and other stockholders in Quebec, London, New York and elsewhere, with reference to the proposed purchase by the Government of the minority stock of the Quebec and Lake St. John Railway and of the Great Northern Railway of Canada, now forming part of the mileage of the Canadian Northern Railway operated by the Government. Presented June 19, 1919.—*Mr. Lavigueur*... *Not printed.*
- 273.** Return to an Order of the House of the 8th May, 1919, for a copy of all telegrams, letters, petitions and other documents, exchanged between the Post Office Department and any person in Inverness County during 1918 and 1919, in any way referring to the mail contract for carrying the mails from Inverness Railway Station to Margaree Harbour, N.S. Presented May 30, 1919.—*Mr. Chisholm*... *Not printed.*
- 274.** Return to an Order of the House of the 7th May, 1919, for a Return showing:—1. The refit cost for Canadian trawler *Vimy* during the year 1918. 2. Whether the firm of Burns & Keeler, Halifax, did any work on trawler *Vimy*. 3. If so, amount paid for such work. 4. How long trawler *Vimy* was in Halifax during the year 1918. 5. What the duties of that vessel were in Halifax. Presented May 30, 1919.—*Mr. D'Anjou*... *Not printed.*
- 275.** Reports, Returns and Statistics of the Food and Drug Laboratories of the Department of Trade and Commerce, for the fiscal year ended March 31, 1919. Presented by Hon. Mr. Maclean, June 2, 1919... *Not printed.*
- 276.** Final Report of the Fuel Controller, from the establishment of the office in June, 1917, to March, 1919. Presented by Hon. Mr. Maclean, June 2, 1919... *Not printed.*
- 277.** Return to an Order of the House of the 22nd May, 1919, for a Return showing:—1. Whether any orders for the purchase of fish for shipment overseas were placed with any companies in Canada by the Canadian Government, or any department thereof, or the War Purchasing Commission, in the years 1915, 1916, 1917, 1918, 1919. 2. If so, what the names of the companies are, and the value of the orders placed with each. Presented June 2, 1919.—*Mr. Steele*... *Not printed.*
- 277a.** Return to an Order of the House of the 15th May, 1919, for a Return showing the quantities of fresh (frozen) and salt fish shipped from Canada to England, France and other allied countries overseas, under the direction of the Canadian Government, during the war, distinguishing between salt and fresh fish; also setting forth the quantities supplied to the Canadian troops overseas and the quantity sold to the ordinary consumer; also a statement in detail showing the names and Post Office addresses of the parties from whom the said fish was purchased and the prices paid therefor, respectively. Presented June 21, 1919.—*Mr. Sinclair (Antigonish.)*  
*Not printed.*
- 278.** Return to an Order of the House of the 26th May, 1919, for a Return showing:—1. Whether Hadley B. Tremaine, M.P., for Hants, is in the employ of the Government of Canada or in any way connected with the Military Forces of Canada. 2. If so, when he was first appointed. 3. In what capacity he is so engaged, and what salary he receives. 4. Pay received from the outbreak of the war up to and including the 12th day of May, 1919. 5. Whether the wife of the said Hadley B. Tremaine is in receipt of separation allowance. If so, how much she has received to date. 6. If the said Hadley B. Tremaine was and is in receipt of pay from the Military Forces of Canada, whether he was and is in receipt of his indemnity as member of the Parliament of Canada. Presented June 2, 1919.—*Mr. D'Anjou*... *Not printed.*
- 279.** Report on Export of Electricity from Canada, and Report of the Power Controller. Presented by Hon. Mr. Maclean, June 2, 1919... *Not printed.*
- 280.** Return to an Order of the House of the 19th March, 1919, for a copy of all papers and correspondence concerning the installation of wireless equipment upon the steamers built or to be built for the Government as well as a copy of all tenders submitted and contracts executed in that connection since August 4, 1914. Presented June 5, 1919.—*Mr. McMaster*... *Not printed.*
- 281.** Letter of the Honourable T. A. Crerar, M.P., to the Right Honourable the Prime Minister resigning his position as Minister of Agriculture and the letter of the Prime Minister in acknowledgment thereof. Presented by Sir Robert Borden, June 6, 1919... *Not printed.*

---



---

### CONTENTS OF VOLUME 10—*Continued.*

282. Return to an Order of the House of the 9th April, 1919, for a Return showing:—1. How many attorneys residing and practising in the City of Montreal have been employed by the Government during the fiscal year which expired on March 31, 1919. 2. Their names and how much each one was paid for services rendered. Presented June 9, 1919.—*Mr. Tobin*... ..*Not printed.*
283. Return to an Order of the House of the 21st May, 1919, for a Return showing:—1. Amounts paid to Morrison's Limited, or D. A. Morrison, Amherst, Nova Scotia, for supplies for the military camps and the Internment Camp at that place during the years 1915-16, 1916-17, 1917-18 and 1918-19. 2. Amounts paid Edgar Filmore, Amherst, Nova Scotia, during the above mentioned years. 3. From whom coal has been purchased for the Military Barracks, Armoury and Internment Camp at Amherst, Nova Scotia, during the above mentioned years. 4. Cost per ton for coal so supplied. Presented June 9, 1919.—*Mr. Chisholm*... ..*Not printed.*
284. Return to an Order of the House of the 28th May, 1919, for a Return showing:—1. Number of applications for divorce bills received since Confederation. 2. Number or divorce bills passed during the same period. 3. Number of applications for divorce bills passed during the present Session. 4. Number of divorce bills passed during the present Session. 5. Whether fees have been remitted in connection with same. 6. If so, in how many cases. Presented June 9, 1919.—*Mr. Lemieux*... ..*Not printed.*
285. Return to an Order of the House of the 4th June, 1919, for a Return showing:—1. Amount of goods free of duty, imported by the Dominion Steel Corporation, Limited, into Canada pursuant to contract based on Order in Council, P.C. 758. 2. The nature of these goods. 3. Whether of raw material or manufactured goods. Presented June 9, 1919.—*Mr. Gauthier*... ..*Not printed.*
286. Return to an Order of the House of the 19th May, 1919, for a Return showing:—1. Whether any prizes were taken by the H.M.S. *Niobe* during the war. 2. If so, how many and their estimated value. Presented June 9, 1919.—*Mr. Sinclair*... ..*Not printed.*
287. Return to an Order of the House of the 28th May, 1919, for a copy of all correspondence, petitions, resolutions and other documents in the possession of the Government relating to the establishment of abattoir and cold storage facilities at Halifax, N.S. Presented by Hon. Mr. Burrell, June 11, 1919... ..*Not printed.*
288. Return to an Order of the House of the 5th June, 1919, for a Return showing:—1. Whether the Government ordered a rebate of 99 per cent off the amount of duty paid on sulphide pulp imported by the Fort Francis Pulp and Paper Company, of Fort Francis, Ontario, in 1918. 2. If so, how much revenue the Government lost in consequence of the said Order. 3. Object of the Order in Council authorizing this Rebate of Customs duty, and at whose request the said Order was passed. 4. How much of such rebate has been applied to reducing the price of newsprint paper to the Western newspaper publishers, and how much the Fort Francis Pulp and Paper Company has been allowed to retain. 5. In view of the fact that auditors, acting on behalf of the Government, have reported that the prices charged for paper by Canadian book paper manufacturers to Canadian publishers are not unreasonable, why the Paper Controller is permitted to make a further drain upon public funds by an additional enquiry into the cost of producing such paper. 6. At whose instigation this new investigation is undertaken. Presented June 11, 1919.—*Mr. Murphy*... ..*Not printed.*
289. Return to an Order of the House of the 1st May, 1919, for a Return showing:—1. The number of persons (not corporations) who paid income tax under clause 4 of the Income War Tax Act, 1917, upon incomes (a) exceeding \$100,000; (b) between \$50,000 and \$100,000; (c) between \$30,000 and \$50,000; (d) between \$20,000 and \$30,000; (e) between \$10,000 and \$20,000; (f) between \$6,000 and \$10,000 and (g) under \$6,000. 2. The total sum collected from each of the above categories. Presented June 11, 1919.—*Mr. Ames*... ..*Not printed.*
290. Certified copy of an agreement between His Majesty the King and the Moncton and Buctouche Railway Company, Limited, relating to the purchase of the said railway. Presented by Hon. Mr. Reid, June 12, 1919... ..*Not printed.*
291. Statement of Rents payable by the Department of Public Works throughout the Dominion of Canada, chargeable to "War Appropriation." Presented by Hon. Mr. Carvell, June 12, 1919... ..*Not printed.*
292. Return to an Order of the House of the 26th March, 1919, for a copy of all letters, telegrams, petitions, correspondence, and documents of all kinds in the Post Office Department, referring in any way to charges against the present Postmaster of Brook Village, Inverness County, Nova Scotia, during the last four years. Presented June 12, 1919.—*Mr. Chisholm*... ..*Not printed.*

CONTENTS OF VOLUME 10—Continued.

- 293.** Return to an Order of the House of the 5th June, 1919, for a Return showing:—1. Referring to page 381 of the Report of the Ministry Overseas Military Forces of Canada, 1918, and to the Chapter entitled, "Canadian Army Medical Corps." Whether Lieutenant-Colonel Jenkins was named by Sir Edward Kemp and the Sub. Militia Council, or by either of them, under Order No. 31, to investigate and report upon the financial or other dealings of the Canadian Army Medical Service in Europe. 2. Whether the said Lieutenant-Colonel Jenkins made progress reports from time to time. If so, whether such progress reports were sent to Sir Edward Kemp's London Office. 3. Whether the said Jenkins, (a) Made a full and final report to Sir Edward Kemp, and (b) Whether the said full and final report was received by the Minister in or about the month of November, 1918. 4. If so, after receiving the said final report, whether Sir Edward Kemp had an interview with the said Colonel-Jenkins at which a copy of the said report was produced, and after discussion retained by Sir Edward Kemp. 5. Whether the said report disclosed incompetence, neglect, and the wasting of large sums of money in the Canadian Army Medical Service Overseas. 6. Whether the said Order No. 31 and the final report of Colonel Jenkins will be laid on the table of the House. If so, when. 7. Whether there is any objection to the said Order or Report being produced. If so, what the objection is. Presented June 13, 1919.—*Mr. Murphy.*  
*Not printed.*
- 294.** Report of the Civil Service Commission on the Classification of the Civil Service of the Dominion of Canada, as authorized by the Parliament of Canada. Presented by Hon. Mr. Maclean, June 17, 1919. . . . .*Printed for distribution.*
- 294.** Report of the Civil Service Commission on the Classification of the Civil Service of the Dominion of Canada, as authorized by the Parliament of Canada.—(French copy). Presented by Hon. Mr. Maclean, June 26, 1919. . . . .*Printed for distribution.*
- 294a.** Report of Transmission to accompany the Classification of the Civil Service of Canada, describing the schedules for the classification of positions and the standardization of compensation, etc. Presented by Hon. Mr. Maclean, June 26, 1919.  
*Printed for distribution.*
- 295.** Return to an Order of the Senate dated May 9, 1919, showing:—Copies of charges and accounts of foundry companies in Nova Scotia against Department of Naval Service for hull repairs and supplies and engine room repairs and supplies H.M.C.S. *Canada*, in fiscal year 1918-19. (*The Senate*). . . . .*Not printed.*
- 296.** Return to an Order of the House of the 11th June, 1919, for a Return showing:—1. Amount paid by the Government to the Canadian Car & Foundry Company, Limited, for the use of the Malleable Iron Works, so called, at Amherst, Nova Scotia, as an Internment Camp for alien prisoners. 2. Whether this property is held under lease. If so, when the lease will terminate. 3. Whether there are any outstanding accounts with the above named company against the Government. If so, the nature of these accounts and the respective amounts thereof. Presented June 19, 1919.—*Mr. Copp*. . . . .*Not printed.*
- 297.** Return to an Order of the House of the 11th June, 1919, for a Return showing:—1. In how many cases the Honourable Albert Sévigny, K.C., of Montreal, was employed to represent the Government or any Department thereof, at Montreal, or any other place in the Province of Quebec, between the 1st of April, 1918, and the 1st of May, 1919. 2. Amount paid by the Government to the said Honourable Albert Sévigny for his services in each case. Presented June 19, 1919.—*Mr. Lanctot*. . . . .*Not printed.*
- 298.** Copy of Order in Council, P.C. 1127, dated 28th May, 1919, respecting a credit of six million dollars to Italy for the purchase of frozen beef now in storage in Canada. Presented by Hon. Mr. Maclean, June 21, 1919. . . . .*Not printed*
- 299.** Progress Reports of the Medical Services, Overseas Military Services of Canada, from January 1, 1917, to March 31, 1919. Presented by Hon. Mr. Calder, June 21, 1919.  
*Not printed.*
- 300.** Return to an Order of the House of the 4th June, 1919, for a Return showing:—1. Referring to page 459 of the Report of the Ministry Overseas Military Forces of Canada, 1918, and to paragraph (c) Topical Films; what the total amount paid for the films in question was. 2. Whether such payment was made by or through the Canadian War Records Office in London. If not, by whom such payment was made. 3. To whom such payment was made. 4. Whether the said films, or moving pictures were exhibited in Canada and elsewhere. If so, in what countries. 5. Whether an admission fee was charged at each of such exhibitions. If so, what the total cash proceeds were and to whom the money was paid. 6. Whether the Canadian Government has received the whole, or any part of the said cash proceeds. If not, what action, if any, has been taken to recover the money. 7. Whether the said films were given, sold, leased, or otherwise disposed of to a private company. If so, the terms and



# CONTENTS OF VOLUME 10—Continued.

- the names of the members of such company. 8. Whether it is true, as alleged in certain English papers, that the cost of the Canadian War Paintings which were exhibited in England, was defrayed out of the proceeds of the exhibition of the said films, or moving pictures. If so, who had the custody of the funds if they were not turned over to the Government. 9. Whether the Famous Players Film Company had any connection with any of the matters hereinbefore enquired about. If so, what and on what terms. Presented June 21, 1919.—*Mr. Murphy*. . . . .*Not printed.*
- 301.** Return to an Address to His Excellency the Governor General of the 24th April, 1918, for a copy of the correspondence and all papers generally exchanged between the Canadian Government, the Imperial authorities and certain portions of His Majesty's Dominions with a view to give effect to the conclusions of the Dominion Royal Commission. Presented June 23, 1919.—*Mr. Lemieux*. . . . .*Not printed.*
- 302.** Return to an Order of the House of the 4th June, 1919, for a copy of the report made by Mr. Décarie, local superintendent of the Department of Public Works, relating to the wharf at Cacouna East; also copy of the petition showing the names of the persons who signed requesting the construction of said wharf; also copy of the reports, letters, petitions and requests received from J. A. Tremblay respecting said wharf. Presented June 23, 1919.—*Mr. Gauvreau*. . . . .*Not printed.*
- 303.** Correspondence relating to the resignation of Lieut-Colonel F. McKelvey Bell, M.D., as Director of Medical Services. Presented by Sir Robert Borden, June 24, 1919. . . . .*Not printed.*
- 304.** Return to an Order of the House of the 7th April, 1919, for a copy of all correspondence, petitions and other papers concerning the parole or pardon of one Charles McMillan, one Pearson, and one Heaton, sentenced to a certain term of imprisonment in the Alberta Penitentiary. Presented June 26, 1919.—*Mr. Mackie, (Edmonton)*. . . . .*Not printed.*
- 305.** Copy of an opinion given by the Minister of Justice *re* Interprovincial traffic in intoxicating liquor, and copy of an opinion given by the Acting Deputy Minister of Justice on the same subject. Presented by Sir Robert Borden, June 27, 1919. . . . .*Not printed.*
- 306.** Third Report of the War Purchasing Commission, covering period from April 1, 1918, to March 31, 1919. Presented by Sir Robert Borden, July 1, 1919. . . . .*Not printed.*
- 307.** Return to an Order of the House of the 30th April, 1919, for a Return showing the number of conscientious objectors still in jail for contravention of the Military Service Act. Presented July 1, 1919.—*Mr. Lemieux*. . . . .*Not printed.*
- 308.** Return to an Order of the House of the 23rd June, 1919, for a Return showing:—1. Pensions granted by the Board of Pension Commissioners during the year ending December 31, 1918. 2. Number of pensions refused by said Board during 1918. 3. Whether a member of the Board of Pension Commissioners examined each case before granting or disallowing the same. 4. Whether the granting or disallowing of claims was signed by a member of the said Board, and individually checked by them. 5. Number of complaints regarding pensions made to the said Board of Pension Commissioners during 1918; and during the months of January, February, March and April, 1919. 6. Total expenditure for pensions for the year ending December 31, 1918. 7. Total expense of administering the Pension Act for the year ending December 31, 1918. Presented July 1, 1919.—*Mr. McGibbon*. . . . .*Not printed.*
- 309.** Return to an Order of the House of the 26th March, 1919, for a copy of all letters, telegrams, petitions, or other documents on file with the Post Office Department received since January 1, 1912, relating to the keeping open or closing of the post office at Sea View, P.E.I. Presented July 1, 1919.—*Mr. Sinclair, (P.E.I.)* . . . . .*Not printed.*
- 310.** Return to an Order of the House of the 19th March, 1919, for a Return showing:—The amount, if any, paid by the Government to the Halifax Chronicle for printing, advertising, job or other work for each of the following five fiscal years: 1914, 1915, 1916, 1917, 1918. Presented July 1, 1919.—*Mr. Proulx*. . . . .*Not printed.*
- 311.** Return to an Order of the House of the 11th June, 1919, for a Return showing:—1. Rentals paid by the Government during the years 1914, 1915, 1916, 1917, 1918 and 1919, to Mr. Huntley Drummond, of Montreal, for the lease of the Drummond Building. 2. Departments of the Government which were, and are located in the said building. Presented July 1, 1919.—*Mr. Brouillard*. . . . .*Not printed.*
- 312.** Return to an Order of the House of the 5th May, 1919, for a Return showing:—1. What rental per month the Government pays for all branches of Government service in the City of Edmonton. 2. What several branches of Government service are represented in Edmonton. 3. What building or buildings they occupy, and the monthly rental of each branch of the service. Presented July 1, 1919.—*Mr. Douglas, (Strathcona)*. . . . .*Not printed.*


---



---

 CONTENTS OF VOLUME 10—*Continued.*

- 313.** Return to an Order of the House of the 8th May, 1919, for a copy of all letters, telegrams and other papers regarding the supplies purchased for Yukon Telegraph Lines during the fiscal year 1918-1919, including copy of all tenders, the names of the tenderers and the amount of each tender. Presented July 2, 1919.—*Mr. Lemieux... Not printed.*
- 314.** Return to an Order of the House of the 23rd April, 1919, for a copy of all letters, telegrams, memoranda, contracts, reports, despatches, recommendations, agreements made, received, sent or entered into by any of the Departments of the Government, and any persons, companies or corporations with reference to, or resulting from the construction of the dam across the St. Maurice river at the place called Grand'Mère. Presented July 4, 1919.—*Mr. Desautniers... Not printed.*
- 315.** Return to an Order of the House of the 23rd April, 1919, for a copy of all reports, recommendations, letters, memoranda, messages and estimates having reference to the construction of the piers used to anchor the booms which hold the logs that are floated on the St. Maurice river at Ste. Flore Station or above the Grand'Mère dam. Presented July 4, 1919.—*Mr. Desautniers... Not printed.*
- 316.** Return to an Order of the House of the 25th June, 1919, for a Return showing:—1. When the War Bonus was distributed to the Inside Civil Service. 2. What Departments received said bonus. 3. Whether the same amounts were distributed to every Civil Servant in each Department. 4. Whether a bonus was distributed to the Civil Servants in the Soldiers' Civil Re-Establishment Department, and in the Department of the Board of Pensions Commissioners. 5. Whether any bonuses were distributed to the Civil Servants in the Department of the Canada Food Board. If so, when. If not, why. 6. Whether a Civil Servant who was employed in the Militia Department at the time the first Order in Council was passed granting bonuses, is entitled to said Bonus, although said Civil Servant has been transferred to another Department since. 7. Whether it is the intention of the Government to grant Bonuses this year. Presented July 4, 1919.—*Mr. Archambault... Not printed.*
- 317.** Return to an Order of the House of the 8th May, 1919, for a Return showing the amounts paid for advertising, printing, etc., by the various Departments of the Government during the fiscal years 1916, 1917, 1918 to the following newspapers: The Brantford *Expositor*, The Woodstock *Sentinel Review*, The Stratford *Beacon*, The Kingston *Whig*, The Hamilton *Times*, The Toronto *Globe*, The Toronto *Star*, the Guelph *Mercury*, The Niagara Falls *Review*, The St. Catharines *Journal*, The Ingersoll *Chronicle*, The Orillia *Times*, The Belleville *Ontario*, The Simcoe *Reformer*, The Richmond Hill *Liberal*, The Acton *Free Press*, The Mitchell *Recorder*, and the Owen Sound *Sun*. Presented July 4, 1919.—*Mr. Lemieux... Not printed.*
- 318.** Report of the Administrative Chairman of the Honourary Advisory Council for Scientific and Industrial Research of Canada, for the year ending March 31, 1919. Presented by Hon. Mr. Burrell, July 4, 1919... *Not printed.*
- 319.** Return to an Order of the House of the 23rd June, 1919, for a copy of all reports, Orders in Council, and all other papers in connection with the Halifax Relief Commission, including a statement of all receipts and expenditures in this connection up to May 31, 1919. Presented July 4, 1919.—*Mr. Duff... Not printed.*
- 320.** Return to an Order of the House of the 19th May, 1919, for a copy of all correspondence, memoranda, reports, plans and estimates relating to the construction of the retaining wall, along the shore of the St. Lawrence River, opposite the village of St. François-Xavier de Batiscan, in the County of Champlain. Presented July 5, 1919.—*Mr. Desautniers... Not printed.*
- 321.** Return to an Order of the House of the 9th June, 1919, for a copy of all documents, telegrams and correspondence between the Federal Department of Agriculture and the Department of Agriculture of Prince Edward Island, or any person or persons in the Maritime Provinces, relating in any way to the Maritime Seed Fair, held in Summerside, Prince Edward Island, in 1918. Presented July 5, 1919.—*Mr. Sinclair, (P.E.I.) Not printed.*
- 322.** Return to an Order of the House of the 3th June, 1919, for a Return showing for each year from July 1, 1867, the amount received into the Dominion Treasury as (a) Customs duties; (b) Excise duties; (c) Custom and Excise duties together; also amount paid to the Governments of the Provinces as (a) allowances for support of governments and legislatures; (b) annual grants of subsidy to the said Governments; (c) allowances and subsidy together, and the proportion which such payments bore to the receipts from Custom and Excise. Presented July 5, 1919.—*Mr. Fielding... Not printed.*
- 323.** Ordinances of the Yukon. Presented by Hon. Mr. Rowell, July 5, 1919... *Not printed.*





DOMINION OF CANADA

ANNUAL REPORT

OF THE

DEPARTMENT OF TRADE AND  
COMMERCE

FOR THE

FISCAL YEARS ENDING MARCH 31, 1917-18

(Heretofore published in Part I of the Annual Report of the Department, which latter publication hereafter will be issued as the "Annual Report of the Trade of Canada.")

*PRINTED BY ORDER OF PARLIAMENT*




OTTAWA

J. DE LABROQUERIE TACHÉ

PRINTER TO THE KING'S MOST EXCELLENT MAJESTY

1918



*To His Excellency the Duke of Devonshire, K.G., P.C., G.C.M.G., G.C.V.O., etc., etc.,  
Governor General and Commander in Chief of the Dominion of Canada.*

MAY IT PLEASE YOUR EXCELLENCY,—

The undersigned has the honour to present to Your Excellency the Report of the Department of Trade and Commerce for the fiscal years, ended March 31, 1917 and 1918.

All of which is respectfully submitted.

GEORGE E. FOSTER,  
*Minister of Trade and Commerce.*

DEPARTMENT OF TRADE AND COMMERCE,  
OTTAWA, April 1, 1918.





## INDEX.

	PAGE.
After the War.. . . .	2
Annual Report of the Trade of Canada.. . . .	7
Australian Wool.. . . .	11
Belgian War Losses.. . . .	10
Board of Grain Supervisors for Canada.. . . .	20
Administrative Expenses.. . . .	23
Investigation of prices 1916 Wheat Crop.. . . .	20
Street Wheat—Carrying charges on.. . . .	21
Stabilization of Flour Prices.. . . .	23
Wheat crop of 1917.. . . .	21
Wheat for Eastern Millers.. . . .	22
Wheat held by Mills.. . . .	23
Wheat Movements during Navigation 1917.. . . .	24
Wheat Movements all Rail.. . . .	24
Binder Twine Inspection.. . . .	38
Bounties on Crude Petroleum.. . . .	38
Bounties on Lead.. . . .	40
British Priority Licenses.. . . .	11
Cars of Grain Inspected.. . . .	19
Census and Statistics Activities.. . . .	13
Annual Census of Production.. . . .	14
Agricultural Census.. . . .	14
Census of Western Provinces.. . . .	13
Dairy Factories—Census of.. . . .	14
Fisheries—Census of.. . . .	15
Forestry—Census of.. . . .	15
General Manufactures—Census of.. . . .	15
Hydro-electric and Power Plant Census.. . . .	15
Manufactures—Census of.. . . .	15
Mines—Census of Production.. . . .	15
Quinquennial Census.. . . .	13
Trade Statistic Organization.. . . .	15
Foreign Trade Statistics.. . . .	15
Internal Trade Statistics.. . . .	15
Municipal Statistics.. . . .	16
Vital Statistics.. . . .	15
Commercial Intelligence Service.. . . .	16
Exhibition of Hides from India.. . . .	17
Exhibition of Sample Articles.. . . .	16
Italian Office opened.. . . .	16
New Appointee to Japan.. . . .	16
Crude Petroleum Bounties.. . . .	38
Departmental Publications.. . . .	7
Despatch of Grain.. . . .	19
Exports from Canada 1917.. . . .	27, 28, 29, 30
Export Trade Restrictions.. . . .	10
Fish Oil Inspected.. . . .	35
Fuel Control.. . . .	25
French War Losses.. . . .	10
Germany's Economic Position.. . . .	8
Grain Inspection Service.. . . .	18
Cars Inspected.. . . .	19
Embargo on Screenings.. . . .	19
Grain of Superior Quality.. . . .	18
Panama Canal—Trial Shipment via.. . . .	19
Sample Markets.. . . .	18
Gold and Silver Marking Act.. . . .	39
Hay Inspection.. . . .	34
Hide Inspection.. . . .	37
Hides from India.. . . .	17
Import Trade Restrictions.. . . .	10

	PAGE.
Imports into Canada 1917.. . . .	26, 28, 29
Lead Bounties.. . . .	40
Leather Inspection.. . . .	37
Lumber and Staple Products Inspection.. . . .	31, 32, 33
Mail Subsidies and Steamship Subventions.. . . .	7, 25
Miscellaneous Information.. . . .	27
Motion Pictures of Industries, Etc.. . . .	17
New Zealand Wool.. . . .	12
Organization of Canadian Industries imperative.. . . .	9
Panama Canal—Shipment via.. . . .	29
Patriotic Contributions.. . . .	16
Pot and Pearl Ash Inspected.. . . .	86
Review of the Trade of Canada.. . . .	26
Screenings—Embargo on.. . . .	
Steamships Subsidies.. . . .	25
Straw Inspection.. . . .	34
Trade Commission to United Kingdom, France and Italy.. . . .	25
Trade and Commerce Publications—Changes in.. . . .	7
Trade of Canada—Review of.. . . .	26
Imports into Canada 1917.. . . .	26, 28, 29
Exports from Canada 1917.. . . .	26, 28, 30
Trade Restrictions.. . . .	10
United States Export Licenses.. . . .	11
Wire Rope Committees.. . . .	11
Wool Commission.. . . .	11
Wool, Australian and New Zealand.. . . .	12



## REPORT OF THE DEPUTY MINISTER

---

OTTAWA, March 31, 1918.

The Rt. Hon. Sir GEORGE E. FOSTER, P.C., K.C.M.G., M.P., etc.,  
Minister of Trade and Commerce.

SIR,—In presenting the annual report of the Department of Trade and Commerce, the undersigned has the honour to state that in view of the very extensive changes made in the annual publications of the department this year by reason of war economies, and also by reason of an improved system for the co-ordination of trade and other statistics, it has been found desirable, in order to bring the Deputy Minister's report up to date, to combine two annual reports in one. This is necessary for the sake of continuity.

The annual report of the Deputy Minister of this department has usually accompanied Part I of the annual report, which covered "Canadian Trade—Imports into and Exports from Canada," but owing to the prolonged period required to issue this publication after the close of the fiscal year, which has been approximately from eight to ten months, the Deputy Minister's report has always been brought down to the close of the calendar year rather than for the fiscal year covered by the report itself. This report, therefore, may be regarded as covering the 25th and 26th annual reports of the Department of Trade and Commerce for the fiscal years ended March 31, 1917, and March 31, 1918.

Commencing with the annual report of this department for the fiscal year ended March 31, 1917, its publication in seven parts, as heretofore, will be discontinued.

### CHANGES IN DEPARTMENTAL PUBLICATIONS.

The Deputy Minister's report heretofore appearing in Part I will appear, in future, as in this instance, as a separate administrative report of the department.

Part I will in future be known as "The Annual Report of the Trade of Canada," and will be issued by the Census and Statistics office.

Parts II and III, which heretofore contained the details of Canada's trade with British and Foreign countries, will be discontinued, as the new method of presenting the trade statistics in "The Annual Report of the Trade of Canada" renders the publication of these parts unnecessary. Manufacturers and others are interested only in specific articles, full statistics of the imports and exports of which are conveniently arranged in the Trade Report referred to. Special statements regarding principal articles of import or export of Canada from or to any other country, can always be furnished.

Part IV, heretofore containing miscellaneous information, in part only will be incorporated in the Deputy Minister's report in so far as the information heretofore published in that report is considered of special interest.

Part V, heretofore containing Grain Statistics, will be continued, not as Part V, but as the report of the Board of Grain Commissioners. The volume of the report, however, will be considerably reduced.

Part VI, relating to Mail Subsidies and Steamship Subventions, will be published, not as Part VI but as a supplement to the Deputy Minister's report.

Part VII, which contained the trade of British and foreign countries, will not be continued, as it has been found that by the time this publication has been compiled and printed the respective publications from many countries have been available for much later periods, and from which information has been obtained for the purpose of answering inquiries.

#### AFTER THE WAR.

The war has given an impetus to Canadian trade expansion unequalled in our history. In considering the coming of peace the question is put not infrequently to this department: "What are you doing to prepare for the commercial struggle that will follow the war?" This question and others can be put more appropriately to the business men of Canada: "What are you doing to prepare for the commercial struggle that will follow the war?" "Are you studying these possibilities? Are you studying every phase of the cost of your raw materials and what effect peace will have on supply, labour, transportation, and market?" The Government has its limitations. It can assist by pointing the way to foreign markets.

With the dawn of peace we must be prepared for an intense commercial competition. Indemnities or no indemnities, Canada must pay her debts. We must export. The Allies, when they emerge victorious, cannot hope to be repaid the enormous financial obligations they have incurred. We must look abroad to sell our goods in competition with the rest of the world—a competition which will be more intense than the world has ever known. No question before us to-day, other than the prosecution of the war, presents a more fruitful source of study. Thoughtful men and students in Canada interested in industrial problems, have a wide field before them, and the nation calls to them to assist in establishing definite policies of action with a view to placing Canada in a sound commercial position in the forefront of the race that is to come, for foreign markets.

#### GERMANY'S ECONOMIC POSITION.

When hostilities cease and peace is declared, if the cartel systems of Germany be co-ordinated and in reality become not only nationalized, but also become State monopolies, as has been announced is the intention, private firms and individuals will find the most formidable possible competition in every market in the world. Such monopolies, backed up by the concentrated strength of all the banks of the German Empire, will be able to purchase in large quantities under the most favourable conditions, and to sell at prices and upon terms to render competition extremely difficult, if not impossible. Thus will Germany wage economic war.

When such commercial war begins, Germany will have its shipping, now locked up in its harbours, its factories unscathed by the ravages of war, and hundreds of thousands of labourers returning to commercial pursuits, ready to work for the merest living wage, but Germany must look abroad for many raw materials vitally necessary to her commercial existence, many of which she is dependent almost wholly upon her present enemies. To a lesser, though important, extent she is dependent upon the British Empire, and in many important respects upon Canada also. In fact, so far as Canada is concerned, apart from her grain exports, the nickle and asbestos production of the Dominion are greater than all the rest of the world put together.

In considering, however, the statement frequently made that the German factories will be ready at the close of the war to offer keen competition to the world, it may be well to draw attention to a more recent statement which, if true, considerably alters the general opinion as to Germany's position. That statement is to the effect that many factories in Germany which have not been engaged in war work, have been stripped bare of their machinery, which has been transferred elsewhere. Under these circum-

## SESSIONAL PAPER No. 10

stances, a factory which has been closed down cannot be presumed to be able to resume work immediately on the restoration of peace. Such factories must be rehabilitated with new machinery, the manufacture of which will require considerable raw material.

Germany has come to the end of her tether in many vital raw materials not produced in enemy countries. Teuton factories are, and will be, more hungry, therefore, for raw materials when the war is over. Germany cannot manufacture without them. Does she deserve any contribution in raw materials from Canada? Germany, for her own domestic requirements and export trade, will be in the market for enormous supplies of raw materials which, with the demands of those portions of Europe which have been devastated, will tax for some considerable time the rest of the world to supply.

The most sanguine optimist, however, is now obliged to view the future with grave concern. A famine in Europe, accompanied by a serious dearth in raw materials, are not only possibilities, which cannot be disputed, but there is every evidence to indicate they cannot be averted.

## ORGANIZATION IMPERATIVE.

Is it not, therefore, urgent that the various industries in Canada, especially those producing food and raw or semi-raw materials, should organize upon such a basis as will conserve these products for Canada and the Empire? If we let them go loosely to the first or highest bidder—and Germany with exhausted stocks of raw materials will be in the forefront as a buyer—the demand will naturally lead to extravagant prices, which of course will re-act upon ourselves and increase the cost of production and manufacture in Canada.

While no one can forecast what the conditions of business may be when the war is over, the time has arrived to prepare for every possible eventuality by widespread organization of every industry in Canada. Each industry should prepare complete and accurate statistics of the most exhaustive nature with respect to itself, so that if necessary such formation will be available not only during the progress of the war but also when the Government is called upon to study tariff problems at home and tariff arrangements abroad.

Such organizations are not inferred to be in the nature of trusts to dominate prices or to restrain trade in Canada, but for the purposes of assisting and advising the Government with all possible information in respect of such industry, and also engaging in export trade. Co-operation in export trade will be necessary to meet similar foreign export syndicates. Such combinations develop men of initiative and constructive genius, men of big business, men who acquire a grasp of the details of foreign trade exchanges, banking, transportation and competition, and men who have the sympathetic understanding of foreign peoples.



## BELGIAN AND FRENCH LOSSES.

With a view to assisting to obtain some idea as to the enormous supplies that will be required in Belgium and France alone, it might be well to indicate some estimate of the destruction caused in these countries. Various attempts have been made to estimate the financial loss, but they were all made in the early part of the war, by Belgian and French statisticians. Based on their figures, the United States National Foreign Trade Council, in its report of the Fourth National Foreign Trade Convention at Pittsburg last year, compiled the following statement:—

	Belgium.	France.	Total.
Buildings.. . . . .	\$ 200,000,000	\$ 150,000,000	\$ 350,000,000
Industrial machinery.. . . .	800,000,000	550,000,000	1,350,000,000
Agricultural buildings and dwellings.. . . .	100,000,000	100,000,000	200,000,000
Agricultural implements, machinery, etc.. . . . .	30,000,000	30,000,000	60,000,000
Crops, live stock, etc.. . . . .	125,000,000	175,000,000	300,000,000
Industrial raw materials and ready stocks.. . . . .	525,000,000	375,000,000	900,000,000
Railroads.. . . . .	125,000,000	100,000,000	225,000,000
Government property, bridges and roads.. . . . .	75,000,000	125,000,000	200,000,000
Private and public city property not included.. . . . .	75,000,000	75,000,000	150,000,000
	<hr/> \$2,055,000,000	<hr/> \$1,680,000,000	<hr/> \$3,735,000,000

The loss of machinery approximately may be distributed amongst the different industrial groups as follows:—

	France.	Belgium.
Mining.. . . . .	\$120,000,000	\$180,000,000
Iron and metal industry.. . . .	145,000,000	220,000,000
Food industries.. . . . .	42,000,000	100,000,000
Chemical industry.. . . . .	20,000,000	20,000,000
Textile industry.. . . . .	141,000,000	190,000,000
Electrical industry.. . . . .	50,000,000	130,000,000
Woodworking and furniture.. . . .	23,000,000	35,000,000
Papermaking.. . . . .	9,000,000	15,000,000
	<hr/> \$550,000,000	<hr/> \$800,000,000

## EXPORT AND IMPORT TRADE RESTRICTIONS.

The trade difficulties which now confront the whole world present problems without number. Complications of the most intricate nature are made evident on every hand. The whole allied world, in which we are especially interested, has been obliged to impose both import and export restrictions for its own protection as well as in the general interests of the successful prosecution of the war. There are many in Canada who do not yet realize the situation as it exists today.

In the beginning the United Kingdom authorities found it necessary to prohibit the export, except under license, of many articles which they themselves urgently required in other allied countries; in fact in some cases were not produced in such countries. In many cases substitutes have had to be found. Import prohibitions, except under license, were subsequently imposed in view of the necessity of conserving ocean tonnage, and also to enable closer control so that such materials could be used to the best advantage.

These restrictions were seriously felt in Canada, but shortly after the United States entered the war the Canadian manufacturers at once became acutely affected, and the Department of Trade and Commerce was required to greatly extend its activities in the protection of Canadian industries. While an enormous development took

## SESSIONAL PAPER No. 10

place in the correspondence when the United States' prohibitions were proclaimed, the system, first devised when the United Kingdom imposed export restrictions, was not found wanting.

The British Ministry of Munitions asked the Department of Trade and Commerce at Ottawa, in the beginning, to assist them by examining all Canadian applications for materials required from the United Kingdom, and recommending such priority as to manufacture as it thought the urgency, necessities, and importance of each application warranted.

When the United States Government also put into effect export trade restrictions, practically the same system, though somewhat more complicated, was put into force. The Department of Trade and Commerce was requested by the United States War Trade Board to examine all claims from Canada for goods on the U.S. Conservation List for the purpose of endorsing the same. In the case, however, of the United States, the Canadian applicant, before he can obtain his goods, has either himself, or through the United States exporter, to make an application in many cases to three different bodies in Washington: the first, the United States War Trade Board, for an export license; the second, the Priority Committee of the Council of National Defence, for priority of manufacture; and the third, to the War Conservation Commission, to move the goods from the manufacturer's plant. This is at times further complicated by applications being necessary to the Priority Committee and to the War Conservation Commission: first, for the semi-manufacture of materials required by the first manufacturer; and second, for the moving of raw materials to the United States plant for the manufacture of the goods required.

The shortage of wire rope in the United Kingdom became so acute about the end of 1917 that considerable difficulty was experienced in supplying the requirements of the lumber industry in British Columbia. Local wire-rope committees were therefore formed in Vancouver and Victoria to pass upon British priority applications for wire rope, and the Department of Trade and Commerce did not endorse any application for wire rope for the Pacific coast unless it has been first examined and approved by one of the British Columbia wire-rope communities. The department also obtained authority to commandeer stocks of wire rope in Canada at any time, and divert rope from less to more important uses, for war and other important national purposes.

Upon the establishment, however, of a War Trade Board in February of this year, all the above work with regard to import and export trade restrictions the Department was required to transfer to that Board, so that this work and other work incidental thereto might be co-ordinated under one body. This transfer was completed on March 31.

## CANADIAN WOOL COMMISSION.

In the spring of 1917 it became evident that Canada was faced with a shortage in wool, and the commandeering of the wool clip of Australia and New Zealand rendered the question more acute. After prolonged negotiations the British Government asked the Canadian Government to appoint an agent in Australia and New Zealand for the purpose of making purchases for urgent Canadian requirements. The appointment of an agent did not commend itself to the Canadian interests, as such agent, already having connections in Canada, would be placed in advantageous position after the war.

The department therefore notified all the woollen interests in Canada to hold a meeting and appoint a committee for the purpose of dealing with the question.

The British Government allocated 16,300 bales of Australian, and 7,500 bales of New Zealand, wool to be exported to Canada, and the problem of distributing this in Canada to those in more urgent need, and preventing speculation and accumulation of stocks, presented considerable difficulties.

9 GEORGE V, A. 1919

A meeting of the woollen manufacturers and dealers was held in Ottawa on the 19th April, 1917, and the following committee was named: Mr. Geo. Pattinson, of Preston, Ont.; Mr. F. B. Haynes, of Toronto, Ont.; Mr. Geo. Forbes, of Hespler, Ont.; Mr. C. W. Bates, of Carleton Place, Ont.; Mr. Jas. Rosamond, of Almonte, Ont.; Mr. I. Bonner, of Paris, Ont.

The committee subsequently appointed Mr. H. Hodgson permanent secretary with headquarters in the Canadian Manufacturers' Association offices in Toronto, and subsequently this committee was recognized by both the Canadian and British Governments as the Canadian Wool Commission.

This commission, by agreement with the department, were to act in an advisory and honorary capacity only. It was arranged that the commission should ascertain immediately the quantities and qualities required by the various manufacturers and dealers in Canada, and also satisfy itself that the demands of each were not excessive.

*Arrangements to obtain supply of Australian wool.*

The department suggested, and the commission concurred, that arrangements should be made, if possible, with the British Government by which:—

1st. The Wool Commission should first approve of all orders sent to Australia and New Zealand by Canadian buyers through their regular agents in those countries, and notify the department accordingly.

2nd. That the Canadian Trade Commissioners in Melbourne and Auckland should be appointed agents for Canada.

3rd. That upon the approval of the orders by the Wool Commission, the Department of Trade and Commerce should cable the various orders to the Canadian Trade Commissioners named, and such trade commissioners would thereupon pass on such orders received through the Australian and New Zealand brokers, respectively, to the respective Wool Committees in Melbourne and Wellington.

This arrangement was subsequently concurred in by the British Authorities, and the following scheme was definitely agreed to between the British and Canadian Governments:—

(a) Government of Canada to guarantee to British Government payment of all purchases.

(b) Government of Canada through Canadian Wool Commission to appoint their agents Canadian Trade Commissioner in Melbourne and Auckland, through whom all orders were to pass to Australian Wool Committees, Canadian importers buying through their usual agents.

(c) Prices to be based on War Office (civil issue) price to British manufacturers less  $2\frac{1}{2}$  pence per pound.

(d) Australia and New Zealand Wool Committees to invoice wool on the grease prices fixed for clean scoured basis less  $2\frac{1}{2}$  pence per pound from such prices.

(e) The Minister of Trade and Commerce, Ottawa, to receive bills of lading and invoices and see that wool goes to approved purchasers. Bills of lading to contain the name of buyer. Wool to be sold free on board steamer *Australasia*, Canadian buyer to undertake to pay freight and cover all other expenses, including insurance.

(f) Money to be paid on presentation of the invoice, and deposited to the credit of British Treasury.

(g) Rate of exchange to be rate of \$4.77 sterling.



## SESSIONAL PAPER No. 10

It was thereupon arranged between the Department and the Wool Commission that as the Department was to guarantee the payment of the wool, the Wool Commission were, before approving of any orders, to require to be filed with the department bank credits in behalf of the various wool importers guaranteeing payment of the wool, and also guaranteeing on behalf of their respective customers payment of the freight, insurance, war risk, and duty on the relative shipments as they arrived. These bank credits were to prevent Canadian importers from ordering any wool which would not be paid for, including all charges, upon its arrival.

The invoices and bills of lading were to be presented to the department, together with the necessary bank draft, whereupon the department was to endorse the bill of lading and forward the credit to the British Treasury.

The arrangements outlined were completed and generally the wools which were shipped to the various Canadian industries turned out very satisfactorily. Naturally, many obstacles had to be overcome in the way of shipping difficulties, mode of payment, etc., as only a small percentage of the Canadian manufacturers were accustomed to arranging the finances by letter of credit.

The Wool Commission also satisfactorily arranged with the department and the Imperial Government the importation of wool tops for the worsted spinners, who were depending to a very great extent upon the combing industries in the Old Country. Shipments have come to the Canadian mills, and we are not aware of any machinery having had to stand for want of wool tops. And, further, arrangements have been completed for the year 1918 by which these worsted spinners in Canada are well satisfied with the proposed quantities which the Imperial Government have agreed to ship.

Arrangements have now been completed with the Imperial Government for the allocation of 25,000 bales of New Zealand and 20,000 bales of Australian wools for the 1918 season, and the Wool Commission has allocated this quantity to all Canadian manufacturers.

All the work in connection with the Wool Commission was on this date transferred to the War Trade Board.

## CENSUS AND STATISTICS ACTIVITIES.

The operations of the census and statistics office under Mr. R. H. Coats, B.A., the Dominion Statistician and Controller of Census, have been of a most important and far-reaching nature. His efforts in the direction of the co-ordination of federal and provincial statistics have been carried on with untiring energy.

The most important work of the year was the completion of the Quinquennial Census of Population and Agriculture of the prairie provinces, taken as of date June 1, 1916, and the organization of an annual census of production—including agriculture, fisheries, forestry, mining, and manufactures—which was placed under the control of a new office division. Two other divisions, to deal with statistics of foreign and internal trade, respectively, were also created. In addition, the Canada Year Book, 1916-17, was issued, and the usual annual report on criminal statistics. Considerable progress was made in the general reorganization and centralization of statistics. A reference in more detail to these operations is given in the following:—

*Completion of Quinquennial Census of Western Provinces.*

The final compilations of the 1916 census were completed in November, 1917, and the temporary staff was for the most part dispensed with at that date. The following bulletins, etc., were issued in this connection:—

1. Press bulletin in October, 1916, showing the population of cities, towns, and villages.

2. A summary of agricultural acreages, showing the acres under the leading crops in each of the three provinces, December, 1916.
3. A similar press bulletin dealing with live stock, February, 1917.
4. The total population by electoral districts, May, 1917.
5. A final bulletin for Manitoba, dealing with both population and agriculture, May 3, 1917.
6. A similar bulletin for Saskatchewan, August 20, 1917.
7. A similar bulletin for Alberta, August 31, 1917.
8. A bulletin on Origins, Ages and Religions of the three provinces, September 12, 1917.

A final definitive volume, embodying all the results of the census, was in the press at the close of the year.

#### *Organization of an Annual Census of Production.*

For some time past the need has been felt for a comprehensive and thoroughly co-ordinated system of annual statistics of production—including agriculture, fisheries, forestry, mines, and general manufactures. In certain sections of the field, annual statistics have been issued by various Dominion and provincial departments, but divergencies in method have prevented comparability and co-ordination, overlapping to a to a considerable extent has occurred, at the same time that several important phases of production have been omitted. The decennial census, it is true, provided a comprehensive survey, but it occurred at too great intervals, and its organization, created primarily for the taking of the population census, was not entirely satisfactory when applied to industrial processes. It was accordingly decided, early in 1917, to create a new organization in the census and statistics office for the treatment of statistics of production, the organization to proceed in the first instance by collaborating, in so far as possible, with all departments, Dominion and Provincial, having executive functions in different sections of the field—so as to obtain the benefit of their technical knowledge and equipment and to avoid duplication of work and conflicting results—and by erecting independent machinery only in sections outside the range of administrative supervision. A brief review of the arrangements made in this connection is as follows:—

*Agriculture.*—By joint action of the Census Office and each of the Provincial Departments of Agriculture, returns relating to acreages under the principal crops and the number of live stock will be secured annually, in June, from individual farmers. A card has been agreed upon, to be printed by the Census Office, distributed by provincial machinery, and compiled by the Census Office for joint use. Co-operation in the securing of information with regard to farm conditions from month to month, and more particularly of yields per acre in August and September, has also been arranged. In Saskatchewan, full details for 36,000 farms were obtained in 1917, a proportion which places any estimate upon a reliable basis, and similarly successful arrangements in Quebec, Alberta, and British Columbia were carried out. In 1918 all the provinces will be included.

Beginning with the year 1917-18, the title of the "Census and Statistics Monthly" was changed to "Monthly Bulletin of Agricultural Statistics." The monthly will be devoted in future entirely to statistics of agriculture, the intention being to establish a quarterly publication for the treatment of general statistics.

*Dairy Factories.*—A schedule has been agreed upon between the various Provincial Dairying Branches and the Census Office, to be collected by the provincial machinery and compiled by the Dominion for common use. A Special Report on the Production of Creameries and Cheese Factories will be issued annually by the Census.

## SESSIONAL PAPER No. 10

*Fisheries.*—The departments of Quebec and Ontario and the Dominion Department of Fisheries, which between them exercise executive control of the fisheries of Canada, have agreed with the Census Office in a common method and a joint report.

*Forestry.*—In forestry statistics similarly the existing provincial statistical agencies, the Forestry Branch of the Department of the Interior, and the Census have united on a plan of collecting and presenting annual statistics.

*Hydro-Electric and other Central Power Plants.*—For these establishments the arrangement involves the Census, the Dominion Water Power Branch, the Ontario Hydro-Electric Commission, the Quebec Streams Commission, the Maritime Water-power Association, and the Conservation Commission. Forms have been agreed on, to be collected and viséed by the local authorities, the Census effecting the compilations and issuing a report for the whole of Canada.

*Mines.*—In mining, the Dominion Mines Department is co-operating with the Census under an arrangement whereby the former collects the statistics of production and the latter the statistics of capital, labour, etc., involved in the investigation. A general agreement involving co-operation with the provincial departments is contemplated.

*General Manufactures.*—In the general field of manufactures, which represents about two-thirds of the value of production, outside of agriculture, and where no administration machinery exists, the Census Office will work alone. A complete list of plants has been compiled with the assistance of provincial factories' inspectors, workmen's compensation boards, etc., and the information will be sought by correspondence and a small field staff.

Altogether, a staff ranging from ten to twenty-five, according to the pressure of the work, is employed.

*Trade Statistics.*

*Organization of Foreign Trade Division.*—Under Order in Council of December 6, 1916, the Trade Statistical Branch of the Department of Trade and Commerce was transferred to the Census Office as a division on foreign trade statistics. The annual report of the branch for 1916-17 had been previously reorganized and given a much improved form. Beginning with April, 1917, the Monthly Reports were also re-cast. It is hoped to enlarge and improve the work, in collaboration with the Department of Customs.

*Internal Trade.*—A division on statistics of internal trade was under organization during the year, and a general plan of treating the subject completed which it is expected will take form during 1918.

*General.*

*Canada Year Book, 1916-17.*—The Year Book was further enlarged and improved, the compilations being brought more to date than in previous years. The leading article of the issue was a comprehensive review of the natural resources of the Dominion.

*Vital Statistics.*—During 1917 a scheme of Vital Statistics for Canada was drawn up by the Census Office, and was the subject of an exchange of views between the office and the various provinces, the object being to secure uniformity of method as between the provinces, and the co-ordination of Dominion and Provincial interests. A conference to approve final action will be held during 1918.



9 GEORGE V, A. 1919

*Municipal Statistics.*—Work of a preliminary character was done in the organization of Municipal and Education Statistics.

*Patriotic Contributions.*—The Office completed an investigation as to the amounts contributed by the people of Canada to various patriotic “causes” since the beginning of the war. Altogether over thirty organized funds have been established in Canada, and total contributions had approached \$70,000,000 at the end of the third year of the war.

#### COMMERCIAL INTELLIGENCE SERVICE.

The work of the Commercial Intelligence Service, under the able superintendency of Mr. Watson Griffin, during the past year has been greatly hampered by the increased restrictions regarding exports and imports, and the lack of shipping facilities. In many cases where commercial relations between Canadian manufacturers and overseas importers were established through the medium of Canadian Trade Commissioners, actual business was prevented by these restrictions. In some cases, orders that had been accepted could not be filled on account of the impossibility of securing ocean transportation. In many other instances orders were declined on the ground that there was no ship space available.

Canadian manufacturers have recently shown a greatly increased interest in the question of export trade after the war and a number of confidential reports have been prepared by Canadian Trade Commissioners at the special request of manufacturers. In the early stages of the war Russia was the country which most interested manufacturers who were looking forward to export trade, but during the past year a large proportion of requests for information have been in reference to South American countries. Great interest has also been shown in the possibilities of export trade to the United Kingdom, Australia, New Zealand, South Africa, and the British West Indies when the war is over; and the Canadian Trade Commissioners in the United Kingdom and the other Dominions of the Empire have frequently been called upon to make special investigations as the result of inquiries received from manufacturers.

The correspondence of the Commercial Intelligence Branch during the past year was nearly five times as great as during the last year before the war.

#### *New Office in Italy.*

Mr. W. McL. Clarke who had taken a course of special training in the department to fit him for the duties of Canadian Trade Commissioner in Italy, opened his office in Milan last summer, and has already sent some valuable reports on Italian trade.

#### *New Appointee to Japan.*

Mr. Arthur E. Bryan, another of the young men who have been in training for overseas work, has left for Japan to take the position of Canadian Trade Commissioner in Yokohama. As Mr Bryan spent his boyhood in Japan, where his father has for many years held an important position in educational work he has special qualification for the position of Trade Commissioner in that country.

#### *Exhibition of Sample Articles.*

With a view to helping Canadian manufacturers to understand the requirements of overseas markets, the Canadian Trade Commissioners were instructed some time ago to get samples of articles in demand in the countries where they are stationed. After considerable delay resulting from war conditions, a building was secured at the

## SESSIONAL PAPER No. 10

corner of Kent and Wellington streets, Ottawa, for a permanent exhibition of these commercial samples, and in the course of a few months a large number of articles will be ready for inspection by manufacturers. Each sample is numbered, and particulars regarding country of origin, methods of packing, prices, and other information will be kept on file for convenient reference.

*Exhibition of Hides from India.*

British India annually produces about eight million raw hides, of which about five million were exported annually to Germany and Austria prior to the war. The Hides and Tanning Materials Committee of the Imperial Institute is endeavouring to secure a market for these hides within the British Empire, and the Commercial Intelligence Branch of the Department of Trade and Commerce has been asked to co-operate so far as Canada is concerned. A number of hides have been received from the Imperial Institute, and have already been inspected by most of the tanners in the province of Ontario. They will be exhibited in other provinces where tanning industries exist. As the tanners who have inspected them agree that a more accurate opinion regarding the value of the hides could be obtained if some of the hides were tanned and placed beside the raw hides for exhibition purposes, arrangements have been made for the tanning of half the hides which were sent out by the Imperial Institute.

## MOTION PICTURES.

The work of the department in the utilization of educational motion pictures for the purpose of screening Canada's vast natural resources, her primary productive occupations, and her development along the lines of secondary and industrial activities has made considerable progress. This work is in charge of Mr. B. E. Norrish, M.Sc.

The films prepared during 1916-17 illustrating the harvesting, inspection and transportation of grain, and the various water-powers of Canada, developed and undeveloped, have been screened before important groups of bankers, stock exchanges, boards of trade, educational institutions, and government officials throughout Canada, the United States, Great Britain, and New Zealand. As soon as prints are available, they will be forwarded to Australia, South Africa, and foreign countries interested in Canadian trade.

It is interesting to note that one complete set of the water-power films was despatched to London, England, at the special request of a member of the Inventions Board of the Admiralty, to be shown to high government and scientific officials, probably in connection with the solution of some war problems with special reference to the fixation of nitrogen.

In July the department undertook the preparation of eight reels of Canadian scenery, industrial activities, and pictures of a generally popular type. These pictures include "Typical Views of Canada from Coast to Coast," "Banff National Park," "Lake Louise," "Water-powers of Western Canada," "Water-powers of Eastern Canada," "The Great Natural Industries of Canada," "Agricultural Opportunities in Western Canada," and "How Canada and the Farmer Co-operate in Grain-raising." The series has had a wide circulation throughout the motion picture circuits of the United States, Great Britain and Australia.

It is considered that the net result of this propaganda will be, not only the harnessing of general public interest in foreign countries to our vast natural resources, but also the attraction of capital to the development of new water-powers and the location of new industries.

Suitable quarters for the carrying on of this work have recently been completed on Wellington street in Ottawa, and it is expected that in the future our operations will be extended to cover our remaining natural resources and some of our larger industrial activities.

## GRAIN INSPECTION SERVICE.

The Board of Grain Commissioners, under this department, have had many complicated problems to deal with in the administration of the Canada Grain Act during the past year, but the high quality of the grain materially reduced the difficulties which in the ordinary course surround the administration of this important branch of the service.

On the resignation of Dr. Magill, Chairman of the Board of Grain Commissioners, Mr. Leslie H. Boyd, K.C., of Montreal, was appointed Chairman of the Board by Order in Council of the 31st March, 1917. The other members of the Board are Mr. J. P. Jones and Mr. W. D. Staples.

The crop year 1916-17 has been the most phenomenal year in the history of the Canadian grain trade. Owing to the conditions prevailing in the United States, and the difference in the price of wheat in favour of the farmer of the United States, during the spring of 1917, the Canadian Government, by Order in Council dated the 16th of April, 1917, placed wheat, wheat flour, and semolina on the free list of imports into Canada, thus permitting the free export of Canadian wheat into the United States under the Wilson-Underwood tariff of 1913.

This would have given the farmers another market for their grain, but in the month of May, on account of the scarcity of contract grades and the great demand for the same by our Allies, prices rapidly advanced, and on the 3rd of May, the price of May option was \$3.05 at Winnipeg. These conditions created a panic, which caused the Grain Exchange to discontinue all trading in May, June, and July futures. This condition of affairs resulted in the appointment of the Board of Grain Supervisors for Canada, with powers to fix the price of the season's crop and issue orders and regulations for its distribution.

Following these events, the introduction of sample markets again became a live issue. The Board of Grain Commissioners held a public session at Winnipeg in the month of June, which was attended by representatives of the grain growers, grain merchants, elevator companies, railway companies, boards of trade, and other interested parties from all over the western part of Canada.

*Sample Markets.*

Following this session the Board of Grain Commissioners recommended the introduction of sample markets to the Government, and, under section 57 of the Canada Grain Act, sample markets were inaugurated on the 1st of September, 1917. On account of the fixed prices and there being practically only one buyer, namely, the Wheat Export Company, on behalf of the Allies, sample markets have not developed as rapidly as the general public believed they would, but the Winnipeg Grain Exchange and the Port Arthur and Fort William Grain Exchanges have both made ample preparations for the successful operation of sample markets, and when conditions again become normal both these exchanges will have had an opportunity of perfecting their organizations to such an extent that it is believed the whole machinery of sample markets will run smoothly and will be able to cope with the large sample trading business which it is anticipated will then develop.

*Grain of Superior Quality.*

The movement of grain from the western provinces, and its inspection at Winnipeg, brought out the fact of the vastly superior quality of wheat in the last crop. Out of a total of 52,357 cars inspected in the Western Division during September and October, no less than 41,173 graded 3 Northern or better, 28,392 of these grading 1 Hard or



## SESSIONAL PAPER No. 10

1 Northern. The Board of Grain Commissioners found a new condition of affairs as regards the oat crop, the oat crop this fall being exceedingly dirty, and the question of allowance for oat cleaning has been discussed with the trade.

The first week of September saw a strike of the terminal elevator labourers, which extended over a week and gave the Board of Grain Commissioners considerable worry, as the Board had undertaken to do its share in facilitating the movement of 100,000,000 bushels of wheat through the terminals for the use of our Allies before navigation closed, but the Government, under the War Measures Act, appointed a Director of Elevators, and the men went back to work under an arrangement which has worked out satisfactorily up to the present.

The loss of this week, owing to the strike, was serious, as the loading onto boats was subsequently delayed because there was not sufficient grain ahead in the houses to load the boats continuously, and the grain unloaded from cars had to be cleaned before being loaded onto the boats, thus tying up the boats pending the cleaning operations.

*Trial Shipment via Panama Canal.*

During the fall of 1917, the Board of Grain Commissioners, acting under directions of the Right Honourable Sir George E. Foster, Minister of Trade and Commerce, made the necessary arrangements with the Wheat Export Company to supply about 100,000 bushels of wheat to be shipped on the new steamer *War Viceroy*, as a test cargo, from Vancouver through the Panama canal to Liverpool. This wheat was inspected at Calgary in the cars, again from the cars into the government elevator at Vancouver, and then from the elevator into the steamer *Viceroy*. All necessary tests were made in order that an accurate record could be had of the condition of this grain prior to and at the time of its loading into the steamer. The cargo has arrived safely, and Mr. Alcock, the assistant to the board's chemist, Dr. Birchard, who accompanied the cargo, will make his official report, which will be of great interest to the grain trade generally.

*Special Arrangements for the Despatch of Grain.*

During January and February, on account of the car and motive-power shortage, by joint arrangement of the Board of Railway Commissioners, the Board of Grain Supervisors, the Wheat Export Company, and the Board of Grain Commissioners for Canada, for the purpose of facilitating the movement of wheat to the seaboard during the winter months, the Canadian Government elevator at Saskatoon has been working at full capacity on behalf of the Wheat Export Company, taking in over one hundred cars a day, and shipping out a similar number for all-rail shipment to St. John and other seaboard ports.

*Embargo on Screenings.*

The Board has also been much occupied with the question of screenings and the defining of stock food products as distinguished from refuse screenings, and in conjunction with the Department of Agriculture Stock Food Department, an embargo was placed on all screenings which came under the category of standard stock food products as defined by the Department of Agriculture, which has proven of great benefit and importance to stock breeders in Canada, and only such refuse screenings as were graded as such by the government inspectors were allowed to be exported.

*Cars Inspected, etc.*

The cars inspected in the Western Inspection Division from September 1 to January 31, 1918, were as follows:—

Wheat.. . . .	98,434
Oats.. . . .	15,461
Barley.. . . .	4,856
Flax.. . . .	2,765
Rye.. . . .	340

The total receipts at Fort William and Port Arthur at all elevators from September 1 to December 31, 1917, amounted to:—

	Net Bushels.
Wheat. . . . .	95,359,453
Oats. . . . .	13,296,479
Barley. . . . .	4,090,602
Flax. . . . .	2,256,417
Rye. . . . .	155,302

Port Arthur and Fort William, as a grain handling centre, has a very favourable standing. Chicago, with eighty elevators, has a bushel capacity of 55,236,000; Minneapolis and St. Paul, with fifty-nine elevators, has a bushel capacity of 53,395,000; and Fort William and Port Arthur, with twenty-nine elevators, has a bushel capacity of 49,370,000.

During the fall and early winter the board has also been occupied with the claims of returned soldiers for employment, and is giving, and will give, the returned men every consideration when qualified to do the work required.

The board has also been occupied for some time making the necessary arrangements to provide a military guard around the twenty-nine elevators at Fort William and Port Arthur, and this guard is now in effect.

THE BOARD OF GRAIN SUPERVISORS FOR CANADA.

The Board of Grain Supervisors for Canada was appointed June, 1917, under the War Measures Act, 1914, to supervise Canadian grain, with authority to establish prices, regulate distribution, and commandeer excepting on the farms.

The board is an honorary body of eleven members, appointed with special consideration to the interests of producers, the grain trade, the consuming public, and overseas purchasers, namely:—Chairman, Robert Magill, Winnipeg, Man.; H. W. Wood, Carstairs, Alta.; S. K. Rathwell, Moosejaw, Sask.; W. L. Best, Ottawa, Ont.; J. C. Gage, Winnipeg, Man.; W. R. Bawlf, Winnipeg, Man.; L. H. Clarke, Toronto, Ont.; W. A. Matheson, Winnipeg, Man.; Joseph Ainey, Montreal, Que.; James Stewart, Winnipeg, Man.; T. A. Crerar, Winnipeg, Man. Hon. T. A. Crerar resigned on entering the Government; Mr. W. F. Riddle, of Regina, was appointed in his stead

*Preliminary Investigations.*

Immediately following the creation of the board, and prior to the harvesting of the 1917 crop, public sessions were held in Montreal, Toronto, and Winnipeg, and inquiries generally were made with a view to establishing fair and just prices for Canadian grain, and a proper distribution thereof.

The Food Control authorities in the United States were conferred with, and the conclusions reached by them in investigations of a similar nature were carefully taken into account. It became apparent that there should be no considerable disparity in policy between the two countries.

*Prices: Balance of 1916 Wheat Crop.*

In July, 1917, the board set a maximum price on wheat, for the balance of the 1916 crop of \$2.40 per bushel basis, Fort William; and placed a limited prohibition on shipment to the United States in order to discourage holding for higher prices and to make the wheat available for shipment overseas, where it was urgently needed. Later this price was converted into a minimum as well, up to the 31st August, 1917.

## SESSIONAL PAPER No. 10

*1917 Wheat Crop.*

In early September the authorities in the United States established prices for their 1917 crop of wheat, based on the grades specified in their newly adopted Grain Standards Act. After deciding upon the advisability of having a parity in prices between the two countries, and after full consideration of the fairness to Canadian interests and overseas purchasers of the prices, the board adopted the United States prices for like grades of Canadian wheat in relative basic position, fixed, per bushel, as follows:—

From September 12, 1917, to August 31, 1918, inclusive:—	
No. 1 Manitoba Hard.. . . . .	\$2 21
No. 1 " Northern.. . . . .	2 21
No. 2 " " . . . . .	2 18
No. 3 " " . . . . .	2 15
No. 1 Alberta Red Winter.. . . . .	2 21
No. 2 " " . . . . .	2 18
No. 3 " " . . . . .	2 15
From October 1, 1917, to August 31, 1918, inclusive:—	
Rej. 1 Northern.. . . . .	\$2 11
Rej. 2 " . . . . .	2 08
Rej. 3 " . . . . .	2 03
Smutty 1 Northern.. . . . .	2 12
" 2 " . . . . .	2 09
" 3 " . . . . .	2 05
From October 1, 1917, to April 30, 1918, inclusive:—	
No Grade, 1 Northern Tough.. . . . .	\$2 15
" 2 " . . . . .	2 12
" 3 " . . . . .	2 07
From November 1, 1917, to August 31, 1918, inclusive:—	
No. 4 wheat.. . . . .	\$2 08
No. 5 " . . . . .	1 96
No. 6 " . . . . .	1 87

Basis in store public terminal elevators at Fort William and Port Arthur:—

From October 1, 1917, to August 31, 1918, inclusive:—	
No. 2 Ontario Winter Wheat.. . . . .	\$2 22
From January 10, 1918, to August 31, 1918, inclusive:—	
No. 3 Ontario Winter Wheat.. . . . .	2 19

Basis in store, Montreal.

Flour mills may pay one cent (1 cent) per bushel in excess of the fixed price to cover the cost of diversion to their mills.

*Street Wheat.*

The price of wheat to the farmer who sells by wagon load to the country elevator (commonly known as street wheat) called for very careful consideration and analysis in order to perform the duties of the board with respect to the fixing of uniform prices throughout Canada.

It was decided that a minimum should be set in order to assure a fair price to the small farmer, not in a position to ship his grain by the carload. The board heard considerable argument from the country elevator interests, turning on such matters as the cost of operation, the increased cost due to war conditions, the limited crop anticipated, and the necessity of utilizing the elevators to the maximum in order to move the crop with despatch. The conclusion reached was that the price of street wheat should be not more than five cents (5 cents) less than the fixed price, after deducting the cost of freight from the shipping point to the basic point.

*Coarse Grains.*

The board has worked in harmony with the Food Controller for Canada, the Dominion Government Seed Commissioner, the Grain Exchanges, and the authorities in the United States with respect to prices, distribution and conservation of oats, barley, and flax.



*Carrying Charges Upon Street Wheat.*

The gross revenue of five cents (5 cents) per bushel permitted the country elevator on street wheat does not include such items as cost of interest on the money invested in the wheat, nor the cost of insurance. In Canada this is a very considerable feature due to transportation conditions, particularly with respect to the winter closing of navigation on the Great Lakes. It was quite apparent that some fund should be created out of which the country elevators might be reimbursed for this expense, at least up to the time transportation facilities permitted of the movement of the wheat. The suggestion that an increment to the fixed price, month by month, be permitted met with two objections, namely: This increment after a period of months would put the Canadian price considerably above the United States price, thus creating a disparity which it was desirable to avoid; also the anticipation of a higher price in subsequent months might retard the movement of the wheat to the market.

The rate per bushel to be paid to the elevators called for considerable argument, such as the increased cost of money and the desirability to guard against establishing a figure which might include an earning to the elevator, which would be an inducement to hold back the wheat to create an earning, and yet it was essential that the elevator should not be required to suffer a loss, as it might result in them being closed up. A conclusion was finally reached that the carrying charge on street wheat should be one twenty-fifth of one cent ( $\frac{1}{25}$  cent) per bushel per day, accruing from the time the wheat is purchased until it is delivered at the terminal elevator or mill.

The amount of carrying charges likely to be disbursed was liberally estimated and an assessment for the creation of a "Carrying Charge Fund," was ordered at the following rates:—

*Assessment on Millers and Exporters.*

Canadian millers, two cents (2 cents) per bushel upon the wheat ground. Exporters, four cents (4 cents) per bushel upon the wheat exported.

Provision was made, so far as possible, that these charges should be paid before the wheat was permitted shipped.

It was understood that as the Wheat Export Company, Limited, would be, by far, the largest contributors to the fund, that they should be refunded the surplus after all carrying charges, as well as the cost of administration of the board had been provided for.

*Carrying Charges on Wheat for Eastern Millers.*

During the period of closed navigation, stocks of wheat are available to western millers from the country elevators as the mills require the wheat, without the necessity of the mills carrying large stocks themselves, whereas in Eastern Canada the mills for the most part must provide themselves with wheat before navigation closes, and carry the wheat throughout the winter, at their own expense, thus a disparity arises as between eastern and western millers.

To care for this disparity it was decided that the carrying charge fund should be enlarged to reimburse the eastern millers for the cost of carrying wheat during the winter months as follows:—

The assessment on the mills of Canada was increased from two cents (2 cents) per bushel to two and one-half cents ( $2\frac{1}{2}$  cents) per bushel to provide for carrying charges as follows:—

Upon wheat stored between the 15th December, 1917, and the 30th April, 1918—

(a) In Eastern Public Elevators, one twenty-second of one cent ( $\frac{1}{22}$  cent) per bushel per day.

(b) In Winter Storage Boats at Eastern Lake Ports, one twenty-fifth of one cent ( $\frac{1}{25}$  cent) per bushel per day.

## SESSIONAL PAPER No. 10

*Additional Carrying Charge Fund to Stabilize Flour Prices.*

The fixed prices, the minimum rate of carrying charges, the anxiety of the Allied Governments for the wheat, with the consequent pressure brought to bear upon the railways, the elevator interests, and the farmers, all tended to deplete the stocks of wheat in Western Canada in such areas as the transportation facilities would permit. After the close of navigation it became apparent that some action should be taken to hold back wheat for the mills in Western Canada dependent upon the wheat from these depleted areas, but the wheat could not be held back without incurring a cost in carrying it, and the carrying charge for street wheat did not anticipate caring for this additional expense.

The Board conferred with the Millers' Committee of the Office of the Food Controller at Ottawa in early January, 1918, with respect to the whole question of carrying wheat for mills for the remainder of the crop season, it having been represented to the Board that the Food Controller wished to establish an unchangeable price for flour during the currency of the fixed prices on wheat. In order to accomplish this it became necessary to anticipate the full carrying charges that the wheat for the mills would bear up to the new crop. In order to defray this cost a new and "Additional Carrying Charge Fund," was created by levying an assessment on all of the mills in Canada of one and one-half cents ( $1\frac{1}{2}$  cents) per bushel upon all of the wheat ground up to the 31st August, 1918.

Carrying charges to be paid from this fund were decided upon as follows:—

*Upon Wheat held by the Mills.*

(a) In public terminal elevators at Fort William and/ or Port Arthur, one fourteenth of one cent ( $\frac{1}{14}$  cent) per bushel per day.

(b) In winter storage boats, at Fort William and/ or Port Arthur, one twenty-fifth of one cent ( $\frac{1}{25}$  cent) per bushel per day.

(c) In interior government terminal elevators, one twenty-fifth of one cent ( $\frac{1}{25}$  cent) per bushel per day.

(d) In flour mill bins, excepting such portion of the wheat as is ordinarily required by the mill for a fortnight's grinding, one twenty-fifth of one cent ( $\frac{1}{25}$  cent) per bushel per day.

(e) In country elevators, where ordered to be held by the board, one-thirteenth of one cent ( $\frac{1}{13}$  cent) per bushel per day.

*Administration of the Carrying Charge Fund.*

Engagements were made with the Lake Shippers' Clearance Association and the Winnipeg Grain and Produce Exchange Clearing Association for the collection and disbursement, respectively, of the fund. Proper regulations have been effected by the Board providing for a daily accounting to the Board of the operations of the two associations, and government auditors engaged to conduct a continuous audit of the records. It is estimated that the funds handled will amount to between four and five million dollars.

*Administrative Expenses.*

As intimated above, the expenses of the board are being cared for out of the Carrying Charge Fund.

These expenses consist of:—

(a) Members' travelling expenses, when engaged in the work of the Board.

(b) The salaries of the secretary and staff of three persons, together with incidental expenses of the office.

(c) The agents of the board, the Lake Shippers' Clearance Association and the Winnipeg Grain and Produce Exchange Clearing Association, who have

9 GEORGE V, A. 1919

volunteered their services on a basis of the cost of the additional staff and sundry expenses necessary to work involved.

(d) Auditors for the Wheat Export Company, Limited, who verify the accuracy of the statements rendered for the payment of the carrying charges.

(e) Auditors for the Dominion Government.

It is estimated that the total expenses will aggregate some forty thousand dollars (\$40,000) per annum.

#### *Wheat Movement up to the Close of Navigation.*

Following the order of the board in July, 1917, prohibiting the export of wheat to the United States without the consent of the board, the Commissioner of Customs ordered that shipments of wheat should not be permitted to pass customs outports in Canada without being accompanied by a permit from the board, excepting shipments belonging to the Wheat Export Company, Limited. These regulations have continued in force, and the exports have been confined almost entirely to the Wheat Export Company, Limited.

Before the harvesting of the 1917 crop, the board met with the officials of the railroads in the west and received a joint signed undertaking from them to move one hundred million (100,000,000) bushels of wheat to the Great Lakes before the close of navigation.

The board, through its agents, the Winnipeg Grain and produce Exchange Clearing Association, obtained semi-monthly progress reports of the flow of wheat from the country to the terminals, as reported by the country elevators, and through this medium kept continuously posted as to what was being accomplished from time to time by the railways.

The Board of Railway Commissioners for Canada and the Canadian Railway Association for National Defence were consulted with from time to time and lent their authority to the movement, and the performance undertaken by the railways was practically accomplished by the close of navigation.

#### *Wheat Movement All Rail to Eastern Canada.*

After navigation closed the board met at Ottawa with Sir Henry Drayton, chairman of the Board of Railway Commissioners for Canada, and with the Millers' Committee of the office of the Food Controller for Canada, to arrange for the largest possible movement of wheat east, all-rail to the Atlantic seaboard and for distribution to the mills in Eastern Canada.

Plans were made for an all-rail movement east of not less than two hundred and fifty cars per day, of which one hundred and fifty per day were to be from Fort William and Port Arthur via the Canadian Pacific Railway and Canadian Northern Railway, and one hundred cars from Transcona, Man., via the Canadian Government Railway. It was decided to utilize the government elevators at Saskatoon and Transcona to provide a supply of wheat for the Canadian Government Railway movement. Sir Henry Drayton made the necessary arrangements with the railways, and the Board of Grain Supervisors for Canada issued orders restricting the shipment of wheat on the Grand Trunk Pacific Railway lines into the government elevator at Transcona, for the account of the Wheat Export Company, Limited, and on the Canadian Northern Railway lines west of Saskatoon into the government elevator at Saskatoon for account of the Wheat Export Company, Limited, for furtherance to the Canadian Government Railway via the Grand Trunk Pacific Railway.

These orders were also intended to relieve the areas on the Canadian Northern Railway where the elevators were congested and the farmers suffering a hardship in being unable to market their wheat.

The results anticipated were not accomplished, the movement east amounting to only about fifty per cent of what was planned.



## SESSIONAL PAPER No. 10

The Millers' Committee recommended that the board provide for the distribution of wheat to eastern mills through the Wheat Export Company, Limited, and accordingly orders were issued that the stocks of wheat in public terminal elevators at Fort William and Port Arthur, and subsequent receipts therein up to the opening of navigation, be turned over to the Wheat Export Company. In Western Canada it was necessary to restrict wheat shipments to the mills in certain areas, and an order was issued on the Canadian Pacific Railway Company to restrict the shipment of wheat from certain subdivisions on its lines tributary to Moosejaw, Sask., into the Government elevator, Moosejaw, for account of the wheat Export Company, Limited, with whom arrangements have been made for distribution to the mills dependent upon it. The board has further ordered that the wheat on the Canadian Pacific Railway lines in southern Alberta shall be delivered only to mills in that area and/or the province of British Columbia.

## SPECIAL TRADE MISSION REPORT.

In July last was issued the report of Special Trade Commission to the United Kingdom, France, and Italy. This commission made a thorough investigation into opportunities for trade between Canada and the countries mentioned, pursuant to an Order in Council of the 11th of May, 1916. 7,000 copies in English and 3,000 copies in French were issued, and have been given a wide distribution in Canada. Additional copies, however, are available should they be required.

## FUEL CONTROLLER.

In July, 1916, an Order in Council was passed authorizing the appointment of a Fuel Controller and the necessary organization to deal with the question of the importation, distribution, production and consumption of coal. Mr. C. A. Magrath, D.T.S., was appointed to the position, and forthwith entered actively upon his duties. During the past year, regulations governing the sale and distribution of coal have been made, and a vast amount of import and consumption statistics in regard to fuel in the various provinces of Canada has been gathered and compiled so as to lay the foundation for intelligent administration. The late abnormally cold winter all over the more northerly part of the American continent added considerably to the difficulties of the Fuel Controller, but Canada came through that difficult period without any very serious dislocation of industry or suffering on the part of the public.

## MAIL SUBSIDIES AND STEAMSHIP SUBVENTIONS.

During the past year a number of important services under subsidy by the department have been either entirely discontinued or considerably curtailed. Overseas services on the Atlantic especially have been affected, the acute shortage of tonnage resulting in the withdrawal from these services, for Admiralty purposes, of all the steamships heretofore made available by the respective companies under contract. The services, therefore, at present on the Atlantic to New Zealand, Australia, and South Africa have been discontinued. The service to the British West Indies has been materially reduced, and all the steamships heretofore performing services under contract to the United Kingdom have been taken over by the British Admiralty. This naturally has led to considerable hardships for Canadian exporters but they have loyally recognized that the needs of the Admiralty and the successful prosecution of the war must be given first consideration.

Some services within Canadian waters have also been discontinued, and at this writing there are important services which will require steamship communication during the coming season of navigation, but for which there are no available steamships in sight. It is hoped, however, that with the impetus given to wooden-shipbuilding,

there will be sailing ships made available, which will at least be able to provide reasonable communication for the duration of the war.

As previously stated, the report relating to Mail Subsidies and Steamship Subventions will not be published hereafter as Part VI of the report of this department, but will appear as a supplement to the Deputy Minister's report.

#### REVIEW OF THE TRADE OF CANADA.

In order to present a review of the trade of Canada to as late a period as possible, I propose to make some observations relative to Canadian trade for the twelve months ended December 31, 1917, contrasted with the trade for the last normal year prior to the war, viz., for the calendar year 1913. Appended to this report (Appendix A) will be found statistical tables showing:—

No. 1. Summary of the imports and exports of Canada, calendar years 1913 and 1917.

No. 2. Principal commodities imported into Canada, calendar years 1913 and 1917.

No. 3. Principal commodities exported from Canada, calendar years 1913 and 1917.

It will be noted by reference to table No. 1 (Appendix A) that the total trade of Canada—imports for consumption and exports of Canadian produce—amounted to \$2,552,412,571 for the calendar year 1917, showing an increase of \$1,457,130,633 or 133.1 per cent over that for the calendar year 1913. The imports in 1913 were valued at \$659,063,871 and in 1917 at \$1,005,071,716, showing an increase from 1913 to 1917 of \$346,007,845, or 52.5 per cent, while the exports in 1913 amounted to \$436,218,067, and 1917 to \$1,547,340,855, representing an increase in the exports from 1913 to 1917, of \$1,111,122,788, or 254.8 per cent. During this period the exports of the mine increased \$18,316,796; the fisheries, \$8,086,529; the forest, \$9,748,202; animal produce, \$118,949,315; agricultural products, \$322,657,599; and manufactures, \$628,420,819.

#### *Imports into Canada, 1917.*

An examination of the principal commodities imported into Canada for the calendar years, 1913 and 1917, (see table No. 2, Appendix A) will show that the increase in the imports from 1913 to 1917, of \$346,007,845, was largely made up of increases in those classes of goods required for war purposes. The increase in the following classes of goods is quite marked:—

Articles.	1913.	1917.	Increase.
	\$	\$	\$
Articles for army and navy.....	1,119	163,356,709	163,355,590
Breadstuffs.....	10,596,899	18,687,837	8,090,938
Coal, coke and charcoal.....	50,118,330	77,208,503	27,090,173
Cordage, rope and twine.....	4,281,818	9,813,628	5,531,810
Cotton and manufactures.....	39,355,296	57,587,175	18,031,879
Drugs, dyes, chemicals, etc.....	15,402,410	26,103,203	10,700,793
Fruits and nuts.....	17,232,615	21,704,389	4,471,774
Grasses and fibres.....	2,103,196	6,122,449	4,019,253
Gutta-percha.....	10,114,680	14,070,152	3,955,472
Metals and minerals.....	166,459,881	212,646,736	46,186,855
Oils.....	16,904,227	32,572,034	15,667,807
Provisions.....	11,034,693	38,014,389	26,919,696
Silk and manufactures.....	9,723,797	13,854,906	4,131,109
Sugar and molasses.....	17,581,449	39,394,031	21,812,582
Tea.....	6,240,574	12,342,257	6,101,683
Wool and manufactures.....	33,543,698	37,136,553	3,592,855

## SESSIONAL PAPER No. 10

The only classes of goods to show large decreases from 1913 to 1917 were: fancy goods, decrease \$1,487,351; furs, decrease \$1,625,759; gloves and mitts, decrease \$1,026,711; hats and caps, decrease \$1,117,770; precious stones, decrease \$2,093,098; settlers' effects, decrease \$8,701,308; spirits and wines, decrease \$3,258,775; and wood, decrease \$11,950,226.

*Exports from Canada, 1917.*

It will be found on examination of the exports from Canada for the calendar year, 1917 (see table No. 3, Appendix A) that the increase in the exports from 1913 to 1917, of \$1,111,122,788, was in those articles having a direct bearing on the war. Some of the most important increases were in the following commodities:—

Articles.	1913.	1917.	Increase.
	\$	\$	\$
Bacon.....	4,033,407	55,261,387	51,227,980
Beef.....	1,021,142	12,116,793	11,095,651
Brass, old and scrap.....	293,572	9,615,627	9,322,055
Cheese.....	19,441,127	38,452,148	19,011,021
Clothing.....	400,290	10,356,348	9,956,058
Copper.....	9,927,814	23,256,278	13,328,464
Explosives.....	246,496	434,970,810	434,724,314
Fish.....	19,715,644	27,557,377	7,841,733
Flour of wheat.....	21,011,285	79,141,990	58,130,705
Iron and steel.....	10,999,276	43,929,069	32,929,793
Leather.....	2,577,869	10,647,428	8,069,559
Oats.....	12,294,674	38,235,864	25,941,190
Planks and boards.....	19,956,478	27,477,421	7,520,943
Printing paper.....	9,990,378	32,561,020	22,570,642
Sugar.....	222	8,969,813	8,969,591
Vegetables.....	1,533,790	20,924,924	19,391,134
Vehicles.....	3,839,899	23,493,145	19,653,246
Wheat.....	125,728,728	347,095,186	221,366,458
Wood pulp.....	5,913,660	26,192,906	20,279,246

The only commodities exported that show large decreases, from 1913 to 1917, were flax seed and silver, metallic, in ore, etc. Flax seed decreased from \$27,030,826 to \$18,884,844, and silver, metallic, contained in ore, etc., from \$21,441,220 to \$17,621,398.

## MISCELLANEOUS INFORMATION.

Attached will be found appendices showing the inspection of the following commodities:—

- Lumber (Appendix B).
- Hay and Straw (Appendix C).
- Fish Oil (Appendix D).
- Pot and Pearl Ash (Appendix E).
- Leather and Hides (Appendix F).

Reports will also be found attached, from the:—

- Inspector of Binder Twine (Appendix G).
- Inspector of Crude Petroleum Bounties (Appendix H).
- Inspector of Gold and Silver Marking Act (Appendix I).
- Supervisor of Lead Bounties (Appendix J).

Respectfully submitted,

F. C. T. O'HARA,  
Deputy Minister.

The DEPARTMENT OF TRADE AND COMMERCE,  
March 31, 1918.



## APPENDIX A.

## TRADE OF CANADA—CALENDAR YEARS 1913 AND 1917.

## IMPORTS AND EXPORTS OF CANADA.

No. 1—Imports and Exports of Canada for the last normal year before the war, calendar year 1913, and for the calendar year 1917.

	Calendar Years.		Increase (+) Decrease (-)
	1913.	1917.	
<i>Merchandise.</i>	\$	\$	\$
Imports for Consumption—			
Dutiable goods.....	438,539,132	557,636,509	(+) 119,097,377
Free goods.....	220,524,739	447,435,207	(+) 226,910,468
Total imports.....	659,063,871	1,005,071,716	(+) 346,007,845
Duty collected.....	113,881,578	167,041,330	(+) 53,159,752
Exports—			
Canadian Produce—			
The mine.....	59,073,167	77,389,963	(+) 18,316,796
The fisheries.....	20,237,348	28,323,877	(+) 8,086,529
The forest.....	42,532,673	52,280,875	(+) 9,748,202
Animal produce.....	51,612,569	170,561,884	(+) 118,949,315
Agricultural products.....	208,642,660	531,300,259	(+) 322,657,599
Manufactures.....	54,010,873	682,431,692	(+) 628,420,819
Miscellaneous.....	108,777	5,052,305	(+) 4,943,528
Total Canadian Exports.....	436,218,067	1,547,340,855	(+) 1,111,122,788
Foreign Produce—			
The mine.....	213,641	719,784	(+) 506,143
The fisheries.....	78,595	598,608	(+) 520,013
The forest.....	608,800	234,207	(-) 374,593
Animal produce.....	1,293,898	8,458,512	(+) 7,164,614
Agricultural products.....	8,582,704	11,500,247	(+) 2,917,543
Manufactures.....	10,688,001	22,169,689	(+) 11,481,688
Miscellaneous.....	2,835,540	2,474,147	(-) 361,393
Total Foreign Exports.....	24,301,179	46,155,194	(+) 21,854,015
<i>Recapitulation.</i>			
Imports of merchandise.....	659,063,871	1,005,071,716	(+) 346,007,845
Exports of Canadian merchandise.....	436,218,067	1,547,340,855	(+) 1,111,122,788
Total imports, and exports of Canadian merchandise.....	1,095,281,938	2,552,412,571	(+) 1,457,130,633
Exports of Foreign merchandise.....	24,301,179	46,155,194	(+) 21,854,015
Total Trade (mdse.).....	1,119,583,117	2,598,567,765	(+) 1,478,984,648
<i>Coin and Bullion.</i>			
Imports of coin and bullion.....	14,175,708	15,334,673	(+) 1,158,965
Exports of coin and bullion—			
Canadian produce.....	34	247,628	(+) 247,594
Foreign produce.....	13,894,384	2,993,286	(-) 10,901,098
Total imports and exports of Coin and Bullion.....	28,070,126	18,575,587	(-) 9,494,539

## SESSIONAL PAPER No. 10

## IMPORTS INTO CANADA FOR CONSUMPTION.

No. 2—Imports of Commodities into Canada for Consumption for the last normal year before the war, calendar year 1913, and for the calendar year 1917.

	Calendar Years.		Increase (+) Decrease (—)
	1913.	1917.	
	\$	\$	\$
Animals, living.....	2,814,030	2,606,343	(—) 207,687
Articles for army and navy.....	1,119	163,356,709	(+) 163,355,590
"    ships' stores.....	1,069,433	2,729,015	(+) 1,659,582
Books and printed matter.....	6,774,597	6,302,527	(—) 472,070
Breadstuffs.....	10,596,899	18,687,837	(+) 8,090,938
Bricks, clays, and tiles.....	3,445,862	4,015,355	(+) 569,493
Buttons and materials for.....	936,317	943,021	(+) 6,704
Clocks and watches.....	2,441,702	2,321,227	(—) 120,475
Coal, coke and charcoal.....	50,118,330	77,208,503	(+) 27,090,173
Cocoa and chocolate.....	2,602,838	3,024,705	(+) 421,867
Coffee and chicory.....	2,584,432	2,284,173	(—) 300,259
Cordage, rope and twine.....	4,281,818	9,813,628	(+) 5,531,810
Cotton and manufactures of.....	39,355,296	57,387,175	(+) 18,031,879
Curtains and shams.....	671,703	391,096	(—) 280,607
Drugs, dyes, chemicals and medicines.....	15,402,410	26,103,203	(+) 10,700,793
Earthenware.....	3,314,870	2,595,578	(—) 719,292
Electric apparatus.....	9,966,806	10,350,361	(+) 423,555
Explosives.....	1,270,938	695,331	(—) 575,557
Fancy goods.....	4,987,037	3,499,686	(—) 1,487,351
Fertilizers.....	755,865	1,444,234	(+) 688,418
Fish.....	2,151,957	2,216,748	(+) 64,791
Flax, hemp and jute.....	9,267,152	10,677,980	(+) 1,409,928
Fruits and nuts.....	17,232,615	21,704,389	(+) 4,471,774
Furs and manufactures of.....	5,672,005	4,046,246	(—) 1,625,759
Glass and glassware.....	5,435,054	5,055,205	(—) 379,849
Gloves and mitts.....	2,870,314	1,843,603	(—) 1,026,711
Grasses and fibres.....	2,103,196	6,122,449	(+) 4,019,253
Grease.....	1,142,621	2,036,631	(+) 894,010
Gutta-percha and India-rubber.....	10,114,680	14,070,152	(+) 3,955,472
Hats and caps.....	5,821,143	4,703,373	(—) 1,117,770
Hides and skins.....	9,820,555	11,095,437	(+) 1,274,882
Jewellery.....	1,867,313	889,488	(—) 986,825
Leather and manufactures of.....	8,929,509	9,861,186	(+) 931,677
Magic lanterns and moving picture machines.....	1,246,856	1,284,291	(+) 37,435
Metals and minerals.....	166,459,881	212,646,736	(+) 46,186,855
Musical instruments.....	2,246,916	3,566,181	(+) 1,319,265
Oilcloth.....	2,525,613	2,583,752	(+) 58,139
Oils.....	16,901,227	32,572,034	(+) 15,667,807
Optical instruments.....	1,578,991	1,494,187	(—) 84,804
Paintings.....	1,941,838	1,059,172	(—) 882,666
Paints and varnishes.....	2,450,695	3,275,481	(+) 824,786
Paper and manufactures of.....	8,460,883	7,879,315	(—) 581,568
Perfumery.....	784,173	648,339	(—) 135,834
Precious stones.....	3,654,733	1,561,635	(—) 2,093,098
Provisions.....	11,094,693	38,014,389	(+) 26,919,696
Ribbons.....	1,720,206	1,633,179	(—) 87,027
Salt.....	565,283	1,088,205	(+) 522,922
Seeds.....	1,677,229	1,593,212	(—) 84,017
Settlers' effects.....	15,017,363	6,316,055	(—) 8,701,308
Silk and manufactures of.....	9,723,797	13,854,906	(+) 4,131,109
Soap.....	1,362,777	1,080,494	(—) 282,283
Spirits and wines.....	7,157,260	3,898,485	(—) 3,258,775
Stone, marble and slate.....	2,944,152	1,831,854	(—) 1,112,298
Sugar and molasses.....	17,581,449	39,394,031	(+) 21,812,582
Tea.....	6,240,574	12,342,257	(+) 6,101,683
Tobacco and manufactures of.....	7,552,488	7,144,051	(—) 408,437
Vegetables.....	3,239,134	4,575,617	(+) 1,336,483
Vehicles.....	22,153,408	22,788,847	(+) 635,439
Wood and manufactures of.....	26,816,607	14,866,331	(—) 11,950,226
Wool and.....	33,543,698	37,126,553	(+) 3,592,855
All other articles imported.....	36,598,530	38,829,283	(+) 2,230,753
Total imports for Consumption (merchandise).....	659,063,871	1,005,071,716	(+) 346,007,845

## EXPORTS OF CANADIAN PRODUCE FROM CANADA.

No. 3.—Exports of Canadian Commodities, having a direct bearing on the war, for the last normal year before the war, Calendar year 1913, and for the calendar year 1917.

	Calendar Years.				Increase (+) Decrease (—)
	Quantities.		Values.		
	1913.	1917.	1913.	1917.	
Animals, living—			\$	\$	\$
Cattle..... No.	216,295	197,167	7,502,230	14,339,268	(+) 6,837,038
Horses..... "	2,852	24,413	684,713	4,432,770	(+) 3,748,057
Other animals.....			339,740	2,455,113	(+) 2,115,373
Butter..... Lb.	1,219,964	4,344,870	311,602	1,740,152	(+) 1,428,550
Calcium carbide..... Cwt.	51,636	1,629,827	153,702	4,027,894	(+) 3,874,192
Cheese..... Lb.	148,849,120	176,380,477	19,441,127	38,452,148	(+) 19,011,021
Clothing and wearing apparel.....			400,290	10,356,348	(+) 9,956,058
Coal..... Ton.	1,562,020	1,733,156	3,961,351	7,387,192	(+) 3,425,841
Eggs..... Doz.	144,286	4,408,001	41,254	2,026,890	(+) 1,985,636
Explosives.....			246,496	434,970,810	(+) 434,724,314
Fish, all sorts.....			19,715,644	27,557,377	(+) 7,841,733
Flax seed..... Bush.	22,949,149	6,274,974	27,030,826	18,884,844	(—) 8,145,982
Grain—					
Oats..... "	31,732,179	57,116,162	12,294,674	38,235,864	(+) 25,941,190
Wheat..... "	129,950,165	146,873,932	125,728,728	347,095,186	(+) 221,366,458
Other grain..... "	14,468,091	8,686,270	7,578,246	10,534,863	(+) 2,956,617
Grain Products—					
Bran..... "			1,751,538	5,167,257	(+) 3,415,719
Wheat flour..... Brl.	4,894,449	8,770,698	21,011,285	79,141,990	(+) 58,130,705
Gutta-percha.....			626,035	2,999,699	(+) 2,373,664
Leather.....			2,577,869	10,647,428	(+) 8,069,559
Meats—					
Bacon..... Lb.	25,735,678	212,440,251	4,033,407	55,261,387	(+) 51,227,980
Beef..... "	12,033,735	84,375,793	1,021,142	12,116,793	(+) 11,095,651
Canned meats..... "	585,272	16,181,084	81,007	4,290,378	(+) 4,206,371
Other meats..... "			690,943	5,372,203	(+) 4,682,160
Metals—					
Aluminium in ingots, etc..... Cwt.	130,150	223,246	1,762,214	7,620,953	(+) 5,858,739
Asbestos..... Ton.	128,578	146,020	2,986,784	5,334,282	(+) 2,347,498
Brass, old and scrap Cwt.	32,144	595,000	293,572	9,615,627	(+) 9,322,055
Copper..... "	851,475	1,199,214	9,927,814	25,256,278	(+) 13,328,464
Gold-bearing quartz, dust, etc.....			12,770,838	15,929,051	(+) 3,158,213
Iron and steel products ..			10,999,276	43,929,069	(+) 32,929,793
Nickel, fin., in ore, matte, etc..... Cwt.	494,591	812,724	5,195,560	8,708,650	(+) 3,513,090
Pyrites .. .. . Ton.	46,066	279,646	211,640	974,200	(+) 762,560
Silver, metallic, in ore, etc..... Oz.	37,371,569	21,718,784	21,441,220	17,621,398	(—) 3,819,822
Other metals and minerals.....			2,202,089	10,778,430	(+) 8,576,341
Milk, condensed..... Lb.	4,140,453	36,172,566	329,061	3,767,484	(+) 3,438,423
Paper—					
Printing..... Cwt.	5,133,221	11,923,737	9,990,378	32,561,020	(+) 22,570,642
Other paper..... "			1,154,350	3,372,931	(+) 2,218,581
Spirits—					
Whiskey..... Gal.	316,966	550,141	972,007	1,727,617	(+) 755,610
Other spirits..... "	610,190	486,218	294,779	573,645	(+) 278,866
Sugar..... Lb.	4,115	136,937,652	222	8,969,813	(+) 8,969,591
Tobacco.....			112,077	1,258,415	(+) 1,146,338
Vegetables .. .. .			1,533,790	20,924,924	(+) 19,391,134
Vehicles.....			3,839,899	23,493,145	(+) 19,653,246
Wood, unmanufactured—					
Planks and boards. M.Ft.	1,031,242	1,200,632	19,956,478	27,477,421	(+) 7,520,943
Pulp wood..... Cord.	1,035,049	1,017,845	7,070,572	7,922,422	(+) 851,850
Other unmd. wood.....			15,452,776	16,811,106	(+) 1,358,330
Wood, manufactured—					
Wood pulp..... Cwt.	5,963,394	10,236,072	5,913,660	26,192,906	(+) 20,279,246
Other mfd. wood.....			867,879	746,513	(—) 121,366
All other articles ex- ported.....			43,713,183	90,279,701	(+) 46,566,518
Total exports of Can- adian Commodities..			436,218,067	1,547,340,855	(+) 1,111,122,788



SESSIONAL PAPER No. 10

## APPENDIX B.

## LUMBER AND STAPLE PRODUCTS.

## LUMBER.

STATEMENT showing Quantity of Lumber Measured, Culled and Counted at the Port of Quebec for the Fiscal Year ended March 31, 1917, with totals for the five preceding years.

Description.	Measured, Culled and Counted.	Pieces.	Tons Standard.	Rate.	Cullers' Fees.	Total Accrued.
				cts.	\$ cts.	\$ cts.
Waney White Pine.....	Stringed.....	1,923	3,235	10	323 50	
" Elm .....	" .....	3	3	10	0 30	
" Ash .....	" .....	51	41	10	4 10	
" Butternut.....	" .....	1	1	10	0 10	
" Birch.....	" .....	2,190	1,172	10	117 20	
" Cherry .....	" .....	1	1	10	0 10	
" Walnut.....	" .....	1,011	365	10	36 50	
Total .....		5,180	4,818	.....	481 80	481 80
Square Oak .....	Measured.....	4,705	6,216	9	559 44	
" Elm .....	" .....	1,684	1,775	9	159 75	
" Hickory.....	" .....	18	19	9	1 71	
Total .....		6,407	8,010	.....	720 90	720 90
Square Oak .....	Culled .....	1,466	1,903	.....	232 16	
" Hickory .....	" .....	2	2	.....	0 25	
" Elm .....	" .....	57	56	.....	6 83	
Total .....		1,525	1,961	12½	239 24	239 24
Waney White Pine .....	Culled.....	122	336	12½	41 33	41 33
Making duplicate copy of specification sheet.....					26 99	26 99
Grand total .....		13,234	15,125	.....	1,510 26	1,510 26

## TARIFF UNDER CULLERS ACT, CHAPTER 84.

## Section 1—

	Per Ton Cents
For measuring of timber, white pine, basswood or butternut.. . . .	7
Red pine.. . . .	9
Hardwood.. . . .	9
Waney timber, string measure.. . . .	10
Hemlock.. . . .	5

9 GEORGE V, A. 1919

STATEMENT showing Quantity of Lumber Measured, Culled and Counted at the Port of Quebec for the eleven months ended February 28, 1918.

Description.	Measured, Culled and Counted.	Pieces.	Tons Standard.	Rate.	Culler's Fees	Total Accrued.
				cts.	\$ cts.	\$ cts.
Waney White Pine.....	Stringed. ....	1,568	2,474	10	247 40	.....
" Elm.....	" .....	14	9	10	0 90	.....
" Ash.....	" .....	16	8	10	0 80	.....
" Birch.....	" .....	765	395	10	39 50	.....
" Walnut.....	" .....	40	16	10	1 60	.....
Total.....	" .....	2,403	2,902	10	290 20	290 20
" White Pine.....	Culled .....	357	832	12 <sup>3</sup> / <sub>10</sub>	102 34	.....
" Oak.....	" .....	4	5	12 <sup>3</sup> / <sub>10</sub>	0 61	.....
" Elm.....	" .....	518	308	12 <sup>3</sup> / <sub>10</sub>	37 89	.....
Total.....	" .....	879	1,145	12 <sup>3</sup> / <sub>10</sub>	140 84	140 84
Square Pitch Pine.....	Measured.....	2,497	1,031	09	92 79	.....
" Oak.....	" .....	1,728	2,428	09	218 52	.....
" Elm.....	" .....	2,540	2,439	09	219 51	.....
" Hickory .....	" .....	1	1	09	0 09	.....
" Birch.....	" .....	7	2	09	0 18	.....
" Hemlock .....	" .....	5	2	09	0 18	.....
Total.....	" .....	6,778	5,903	09	531 27	531 27
" Spruce.....	" .....	7	3	07	0 21	.....
" Fir .....	" .....	2,307	912	07	63 84	.....
Total.....	" .....	2,314	915	07	64 05	64 05
" Oak.....	Culled .....	426	549	12 <sup>3</sup> / <sub>10</sub>	66 98	.....
" Elm.....	" .....	250	220	12 <sup>3</sup> / <sub>10</sub>	26 84	.....
Total.....	.....	676	769	12 <sup>3</sup> / <sub>10</sub>	93 82	93 82
Grand total, stringed, measured and culled.....	.....	13,050	11,634	.....	1,120 18	1,120 18
Making duplicate copy of specifica- tion sheet.....	.....	.....	.....	.....	10 36	10 36
Total Fees .....	.....	.....	.....	.....	1,130 54	1,130 54

## SESSIONAL PAPER No. 10

STATEMENT showing Quantity of Lumber Measured, Culled and Counted at the Port of Quebec, etc.—*Concluded.*

## RECAPITULATION.

Description.	Fiscal Year.	Measured, Culled and Counted.	Pieces.	Tons Standard.	Rate.	Cullers' Fees		Total Accrued.	
						cts.	\$ cts.	\$	cts.
Waney lumber .....	1907-08..	Stringed..	27,350	31,864	.....			3,186	40
" .....	1908-09..	" .....	26,306	28,921	.....			2,977	72
" .....	1909-10..	" .....	16,518	20,019	.....			2,001	90
" .....	1910-11..	" .....	14,404	14,723	.....			1,472	30
" .....	1911-12..	" .....	24,791	25,956	.....			2,595	60
" .....	1912-13..	" .....	23,727	30,600	.....			3,060	00
" .....	1913-14..	" .....	7,112	7,388	.....			738	80
" .....	1914-15..	" .....	14,291	16,339	.....			1,633	90
" .....	1915-16..	" .....	11,595	11,866	.....			1,186	60
" .....	1916-17..	" .....	4,181	4,818	.....			481	80
" 11 mos..	1917-18..	" .....	2,403	2,902	.....			290	20
Square lumber.....	1907-08..	Measured ..	16,400	19,310	.....			1,663	80
" .....	1908-09..	" .....	16,897	20,799	.....			1,806	16
" .....	1909-10..	" .....	14,292	18,498	.....			1,636	06
" .....	1910-11..	" .....	10,610	13,530	.....			1,212	34
" .....	1911-12..	" .....	8,322	9,772	.....			874	14
" .....	1912-13..	" .....	9,474	10,888	.....			979	04
" .....	1913-14..	" .....	9,850	11,815	.....			1,059	57
" .....	1914-15..	" .....	13,240	16,396	.....			1,475	64
" .....	1915-16..	" .....	3,764	4,864	.....			437	76
" .....	1916-17..	" .....	6,407	8,010	.....			720	90
" 11 mos..	1917-18..	" .....	9,092	6,818	.....			595	32
Square timber.....	1915-16..	Culled.....	3,734	892	.....			109	14
" .....	1916-17..	" .....	1,647	2,297	.....			280	57
" 11 mos..	1917-18..	" .....	1,555	1,914	.....			234	66
TOTAL.—WANAY AND SQUARE—MEASURED, STRINGED AND CULLED.									
Waney and Square.....	1910-11..		25,014	28,253	.....			2,684	64
" .....	1911-12..		33,113	35,728	.....			3,469	74
" .....	1912-13..		33,201	41,488	.....			4,039	04
" .....	1913-14..		16,962	19,203	.....			1,798	37
Making copy of specification sheet, 1913-14 ..					.....			1	03
Waney and square, 1914-15 ..			27,531	32,735	.....			3,109	54
Making copy of specification sheet, 1914-15 ..					.....			5	00
Waney square and culled, 1915-16 ..			19,093	17,622	.....			1,733	50
Making copy of specification sheet, 1915-16 ..					.....			3	57
Waney square and culled, 1916-17 ..			12,235	15,125	.....			1,483	27
Making copy of specification sheet, 1916-17 ..					.....			26	99
Waney, square and culled, 11 months, 1917-18 ..			13,050	11,634	.....			1,120	18
Making copy of specification sheet, 1917-18 ..					.....			10	36



## APPENDIX C.

STATEMENT showing Quantity of Hay and Straw Inspected and Fees collected on same, for the Fiscal Year ended March 31, 1917, and for eleven months ended February, 1918, with Totals for the Five preceding Years.

Districts.	Hay.										Shipping grade.	Straw.				Feed		Total Fees.	
	Timothy.			Clover.			Mixed.					No. 2	No. 3.	No grade.	Rejected.	Ground.			
	No. 1.	No. 2.	No. 3.	Re- jected	No. 1.	No. 2.	No. 3.	Re- jected	No. 1.	No. 2.							No. 3.		Re- jected
Toronto	Ton.	Ton.	Ton.	Ton.	Ton.	Ton.	Ton.	Ton.	Ton.	Ton.	Ton.	Ton.	Ton.	Ton.	Ton.	Ton.	\$ cts.		
Totals, 1916-17.	172	679½	637½	12	23½	.....	69	102	.....	710½	581½	.....	.....	.....	.....	.....	597 45		
Totals, 1916-17.	172	679½	637½	12	23½	.....	69	102	.....	710½	581½	.....	.....	.....	.....	.....	597 45		
Toronto	58	813½	616½	.....	13½	.....	30	33	.....	368	193	.....	12	.....	.....	.....	490 50		
Totals, 11 mos., Feb., 1918.	58	813½	616½	.....	13½	.....	30	33	.....	368	193	.....	12	.....	.....	.....	490 50		
Totals, 1911-12.	250½	1,938½	1,761½	.....	78	.....	96½	1,709	.....	6,070	2,948	226	14½	20	1,714	258 25	1,910 85		
Totals, 1912-13.	28½	1,908	1,300½	.....	73	.....	410	73	.....	761	821	182	.....	47	136	254	787 18		
Totals, 1913-14.	54½	1,908½	291½	.....	155½	.....	416½	56½	.....	38	192½	164½	.....	100½	40½	.....	694 00		
Totals, 1914-15.	186½	2,032½	577½	.....	36½	.....	120	119	.....	300½	.....	310½	.....	49	.....	.....	746 45		
Totals, 1915-16.	170½	1,809	886	.....	58½	.....	75	138½	.....	1,561½	542	.....	.....	27½	6	.....	1,063 70		

Fee chargeable under the Inspection and Sale Act. Chap. 85, was 20c. per ton after July 1, 1917; 25c. per ton O.C. Aug. 9, 1917.

## SESSIONAL PAPER No. 10

## APPENDIX D.

STATEMENT showing Quantity of Fish Oil Inspected and Fees collected on same for the Fiscal Year ended March 31, 1917, and for Eleven Months ended February, 1918, with Totals for the Five preceding Years.

Districts.	Seal Oil.						Whale Oil.		Porpoise Oil.		Cod Oil.				Hake Oil.		Herring Oil.	Fees.	
	No. 2. Pale.		No. 3. Straw.		No. 4. Brown.		No. 1. Pale.	No. 2. Brown.	Tc.	Brl.	A.		B.		A.	B.			
St. John .....	Pun.	Tc.	Brl.	Pun.	Tc.	Brl.	Tc.	Brl.	Tc.	Brl.	Pun.	Tc.	Brl.	Pun.	Tc.	Brl.	Hd.	Brl.	\$ c.
Totals, 1916-17 .....																			8 120 90
St. John .....																			8 120 90
Total, 11 mos. Feb. 28, 1918 .....																			
Totals, 1911-12 .....																			41 40
Totals, 1912 13 .....																			151 60
Totals, 1913-14 .....																			129 45
Totals, 1914-15 .....																			83 90
Totals, 1915-16 .....																			52 80
																			54 60

FEEs CHARGEABLE UNDER THE INSPECTION AND SALE ACT,  
CHAP. 85.

## FISH OIL.

Inspecting, gauging and branding each puncheon of oil .....	Cts.
Inspecting, gauging and branding each hoghead of oil .....	20
Inspecting, gauging and branding each tierce of oil .....	15
Inspecting, gauging and branding each barrel of oil .....	20
Inspecting empty packages .....	15
Inspecting empty packages .....	1

APPENDIX E.

STATEMENT showing Quantity of Pot and Pearl Ashes Inspected, and Fees collected on same for the Fiscal Year ended March 31, 1917, and for ten months ended January, 1918, with Totals for the Five preceding Years.

District.	Pot.			Pearl.			Fees.
	First Sort.	Second Sort.	Third Sort.	First Sort.	Second Sort.	Third Sort.	
	Brl.	Brl.	Brl.	Brl.	Brl.	Brl.	\$ cts.
Montreal ..... 1911-12 ..	687	26	11	4	.....	.....	1,111 99
" ..... 1912-13 ..	526	30	27	.....	.....	.....	897 76
" ..... 1913-14 ..	403	13	20	.....	.....	.....	643 40
" ..... 1914-15 ..	485	7	2	.....	.....	.....	732 97
" ..... 1915-16 ..	458	11	.....	.....	.....	.....	697 81
" ..... 1916-17 ..	256	14	.....	.....	.....	.....	364 20
" 10 mos. Jan. 31, 1918 ..	175	2	5	.....	.....	.....	239 80

FEES CHARGEABLE.

The fees chargeable under the Inspection and Sale Act for pot and pearl ashes are as follows:—

	Cts.
For every 100 tons.. .. .	25
For each new head furnished.. .. .	25
Cooperage and repairs on each barrel.. .. .	18
For additional quantity necessary to fill any partly filled barrel when required.. .. .	25
For removing raw ashes or other trash from barrels.. .. .	25



SESSIONAL PAPER No. 10

## APPENDIX F.

STATEMENT showing the Quantity of Leather and Hides Inspected and Fees collected on same for the Fiscal Year ended March 31, 1917, and for eleven months ended February, 1918, with Totals for the Five preceding Years.

Districts.	Leather Sides.	Hides.			Calf Skins.			Fees.
	No. 1.	No. 1.	No. 2.	No. 3.	No. 1.	No. 2.	No. 3.	
	No.	No.	No.	No.	No.	No.	No.	\$ cts.
Montreal.....		18,998	22,883	9,890				2,552 94
Quebec.....		6,229	2,246	281				435 40
Total 1916-17. ....		25,227	25,129	10,171				2,988 34
Montreal. ....		9,216	13,347	3,203				1,292 65
Quebec. ....		4,615	2,022	332				348 95
Total, 11 months Feb. 28, 1918....		13,831	15,369	3,535				1,641 60
Totals .... 1911-12		101,087	72,506	26,216				9,986 25
Totals .... 1912-13		110,443	55,129	22,383				9,397 70
Totals..... 1913-14		78,070	29,914	9,638				5,881 10
Totals..... 1914-15		54,614	20,660	9,207				4,186 39
Totals..... 1915-16		40,501	16,390	7,850				3,096 35

## FEES CHARGEABLE.

The fees chargeable under the Inspection and Sale Act, Chapter 85, on leather and raw hides are as follows:—

Leather for each side or piece.....	2 cents.
Hides in lots under 100.....	5 " for each hide.
" " over 100.....	4 " "

## APPENDIX G.

### BINDER TWINE INSPECTION.

J. C. Waddell, Inspector of Binder Twine, Petrolia, Ont., reports as follows:—

The manufacturers of binder twine during the year 1917 experienced many difficulties in the manufacture of twine and cordage. War conditions have made it difficult to obtain fibre, and when the material was purchased the transportation of it to the mills caused serious delay.

The high price of sisal and manila fibre was expected to interfere with the output of binder twine, but you will be pleased to know that the figures placed before you for the year 1917 show a slight increase over the output of 1916.

The superintendents and managers of the twine mills have given every attention to their business, and were able to take care of the trade and keep their customers well supplied with twine during the season.

The catastrophe at Halifax caused considerable damage to the Consumers' Cordage Company's mill at Dartmouth; however, it is expected that the loss will not be as great as at first anticipated, and that the mill will be in good running order at an early date.

I have inspected the twine in all the factories and warehouses throughout the Dominion during the past year, and have found it up to the full standard of quality.

The total output for the year amounts to 13,022 tons, being an increase of 87 tons over the output of 1916.

The firms manufacturing twine are the same as last year, and their names are as follows: Consumers' Cordage Co., Montreal and Dartmouth; Brantford Cordage Co., Brantford, Ont.; Plymouth Cordage Co., Welland, Ont.

## APPENDIX H.

### SUPERVISION OF CRUDE PETROLEUM BOUNTIES.

J. C. Waddell, Supervisor of Crude Petroleum Bounties, reports as follows:—

The price of crude oil has been higher, and the production has increased by some 6,000 barrels. The production for the year 1916 totalled 196,800 barrels, while this year's figures are very close to 203,000 barrels.

I have recorded each district separately so that on looking over the records any particular district will show whether the production has increased or declined during the year.\*

A new and extensive oil field at North Glencoe, in the township of Moza, in the county of Middlesex, has created a great deal of interest among oil producers, and has already produced about 21,000 barrels. This field is the best located in years, and good results may be expected. Drilling operations will be very active for some years in that territory.

Below will be found the recapitulation in barrels and bounties paid for 1917:—

Barrels, 202,991.15

Bounties paid, \$106,570.25

\*Details can be had on application to the department.

## SESSIONAL PAPER No. 10

The following indicates the various prices that prevailed for crude oil for 1917:—

1917.	Per Bbl.
January 2.. . . . .	\$2 08
January 8.. . . . .	2 18
January 30.. . . . .	2 23
April 16.. . . . .	2 28
August 20.. . . . .	2 48
September 30.. . . . .	2 48
October 31.. . . . .	2 48
November 30.. . . . .	2 48
December 31.. . . . .	2 49

## APPENDIX I.

## GOLD AND SILVER MARKING ACT.

Mr. W. J. Ryan, Inspector of the Gold and Silver Marking Act, reports as follows:—

I beg to report the operations of the Gold and Silver Marking Act of Canada as administered by the Department of Trade and Commerce for the year 1917.

Though the Act has been administered by this department since April, 1913, it had only been rigidly enforced in the provinces of Ontario and Quebec and the city of Winnipeg.

The object of your inspector in confining himself to these districts was, that seven-eighths of the jewellery and silverware manufactured in, and imported into, Canada is done in these two provinces and the city of Winnipeg.

The manufacturing of silverware is confined almost entirely to Ontario, there being eight such manufacturers; the same might be said of the manufacturing of gold goods.

Then, apart from the manufacturing of silverware (sterling and electro-plate), there is the manufacturing of rolled gold plate, and gold-filled goods, a great portion of which is made in the province of Quebec. Such a policy has proved a good one; it has deterred those who might have been inclined to mark their goods other than in accordance with the Act. The constant scrutiny of your inspector on the manufacturers enables him to say that goods made in Canada are marked truly and correctly as required by the Act.

In Western Canada there is very little manufacturing of gold and silver, but considerable importing and jobbing is done, especially in the city of Winnipeg; consequently, it is necessary for your inspector to make an occasional trip of inspection to that city.

As a result of the good work that was done in these places where the Act was enforced, the trade in other sections of Canada were anxious that your inspector should extend his work.

Acting under instructions from the department, a trip of inspection was made through to the coast. The principal places where the trade was called upon were: Fort William, Port Arthur, Winnipeg, Brandon, Regina, Moosejaw, Saskatoon, Edmonton, Calgary, Vancouver, and Victoria.

Being the inspector's initial trip west of Winnipeg, the same treatment was accorded the trade there as was done in the East, i.e., when he found contraventions of the Act that were not deliberate, a warning was given that a repetition would mean prosecution. It was necessary, however, to prosecute eight dealers, for whose violations of the Act there was no excuse.



9 GEORGE V, A. 1919

What little manufacturing is done in Western Canada is done in finger rings, and principally wedding rings, which are made mostly to order. Nine such makers of rings were found applying a trade mark that was not registered, as required by the Act. They immediately sent their application to the Department of Agriculture for registration. Six others, whose rings were found by assay to be of inferior quality to that implied by the marks on them, were brought into court and fined, and the rings confiscated and sent to the Royal Mint.

It is the opinion of your inspector that when the trade realize that the enforcing of the Act does not merely mean a fine, but also the confiscation of their goods, greater respect will be had for the Act and greater pains will be paid to see that the quality of the goods handled by them are what they represent to be to the public.

## APPENDIX J.

### LEAD BOUNTIES.

Mr. G. O. Buchanan, Supervisor of Lead Bounties, Port Haney, B.C., reports as follows, for the year 1917:—

The official quotations of the price of lead in London remained at £30.10 throughout the year, and, in consequence, no bounty became payable.

The returns made to me by the Consolidated Mining and Smelting Company, of Canada, show receipts of lead ores at their smelter in Trail, B.C., from mines in Canada, with lead contents of..... 36,762,916 pounds

There was also received, from mines in the United States, ores  
with lead contents of ..... 10,871,192 “

---

Total lead, in lead ores ..... 47,634,108 pounds

There has also been received at the same smelter during the year,  
ores classed as zinc ores, having lead contents of ..... 23,101,424 pounds,  
but the recovery of this lead remains a metallurgical problem, as yet imperfectly solved.

The mines that have made production of more than 100 tons each of lead, during year, have been the following: Sullivan, Bluebell, Standard, Queen Bess, Emerald, Surprise, Galena Farm, Paradise, Highland. St. Eugene, Florence, Van-Roi, Rambler, Cariboo, Coveroupee, Slocan Star, Cork-Province, Retalleck, Utica.

The principal shippers from the United States have been the Electric Point (8,478,177 pounds lead), the Hercules, and the Snowstorm.

A total of 108 properties have shipped ores with more or less of lead contents to the smelter during the year.

The period for which bounties upon lead have been provided by statute ends on June 30 of this year.

DOMINION OF CANADA

REPORT

RELATING TO

MAIL SUBSIDIES AND STEAMSHIP SUBVENTIONS

AS CONTROLLED BY THE

DEPARTMENT OF TRADE AND COMMERCE

FOR THE

Fiscal Year ending March 31, 1918, with Traffic Returns, etc., to  
December 31, 1918

Formerly published as Part VI of the Annual Report of the  
Department of Trade and Commerce

This Report is published as a Supplement to the Annual Report of the  
Deputy Minister.

PRINTED BY ORDER OF PARLIAMENT




OTTAWA

J. DE LABROQUERIE TACHÉ

PRINTER TO THE KING'S MOST EXCELLENT MAJESTY

1919





EXPLANATION OF ESTIMATES for the year ending March 31, 1920, as compared with those for the year ending March 31, 1919, with statements of services rendered and expenditures to December 31, 1918, on account of Mail Subsidies and Steamship Subventions.

### XVIII.—MAIL SUBSIDIES AND STEAMSHIP SUBVENTIONS.

Amount to be voted. . . . . \$2,467,120 67

Page No.	Vote No.		1918-19.	1919-20.
			\$ cts.	\$ cts.
		ATLANTIC OCEAN.		
5	139	Canadian Atlantic ports and Australia and New Zealand.....	70,000 00	140,000 00
7	140	Canada and Great Britain.....	400,000 00	1,000,000 00
11	141	Canada and Newfoundland.....	70,000 00	70,000 00
13	142	Canada, the West Indies and South America.....	250,666 66	340,666 66
16	143	Canada and South Africa.....	73,000 00	146,000 00
19	144	Halifax, St. John's, Nfld. and Liverpool.....		20,000 00
		PACIFIC OCEAN.		
25	145	Canada, Australia or New Zealand, or both (Pacific).....	180,509 00	180,509 00
28	146	Canada, China and Japan.....	253,333 34	253,333 34
30	147	Prince Rupert and Queen Charlotte Islands.....	21,000 00	21,000 00
32	148	Victoria and San Francisco.....	3,000 00	3,000 00
33	149	Victoria, Vancouver and Skagway.....	12,500 00	12,500 00
35	150	Victoria and West Coast Vancouver Island.....	5,000 00	5,000 00
37	151	Vancouver and Northern ports of British Columbia.....	16,800 00	16,800 00
		LOCAL SERVICES.		
43	152	Baddeck and Iona.....	5,825 00	5,825 00
44	153	Charlottetown, Victoria and Holliday's Wharf.....	2,500 00	2,500 00
44	154	Froude's Point and Lockeport, N.S.....	600 00	600 00
46	155	Grand Manan and the mainland.....	10,000 00	10,000 00
47	156	Halifax and Canso and Guysboro.....	5,000 00	5,000 00
49	157	Halifax and Newfoundland <i>via</i> Cape Breton ports.....	10,000 00	10,000 00
49	158	Halifax, Mahone Bay, Tancook Island and La Have River.....	4,000 00	4,000 00
51	159	Halifax and Spry Bay.....	4,000 00	4,000 00
52	160	Halifax, South Cape Breton and Bras d'Or Lakes.....	6,000 00	6,000 00
54	161	Halifax and West Coast Cape Breton.....	4,000 00	4,000 00
55	162	Halifax and Sherbrooke.....	2,000 00	2,000 00
57		Mainland and Magdalen Islands.....	18,000 00	
58	163	Mulgrave and Canso.....	6,500 00	6,500 00
60	164	Mulgrave and Guysboro.....	5,500 00	5,500 00
61	165	Newcastle, Neguac and Escuminac, Miramichi River and Bay.....	2,500 00	2,500 00
63	166	Pelee Island and the Mainland.....	8,000 00	8,000 00
66	167	Petit de Grat and I.C.R. terminus at Mulgrave.....	7,000 00	7,000 00
67	168	Petitcodiac River, Moncton and way ports.....	2,500 00	2,500 00
69	169	Pictou, Montague, Murray Harbour and Georgetown.....	5,000 00	5,000 00
70	170	Pictou, New Glasgow, Antigonish County and Mulgrave.....	1,000 00	1,000 00
70	171	Pictou, Mulgrave and Cheticamp.....	7,500 00	7,500 00
73	172	Port Mulgrave, St. Peter's, Irish Cove and Marble Mountain... ..	8,500 00	6,500 00
74		Quebec and Harrington.....	28,000 00	
77		Quebec and Gaspé Basin.....	8,500 00	
79	173	Quebec and ports on the North and/or South Shores of the Gulf of St. Lawrence, and/or between ports in Prince Edward Island, Nova Scotia, Newfoundland and the Magdalen Islands.....		70,000 00
81		Rivière du Loup, Tadoussac and North Shore ports.....	6,000 00	
81	174	St. Catharines' Bay and Tadoussac.....		886 67
83	175	St. John and Cumberland Basin.....	3,000 00	3,000 00
85	176	St. John and St. Andrew's, N.B.....	4,000 00	4,000 00
86	177	St. John and Bridgetown.....	2,500 00	2,500 00
87	178	St. John and Digby.....	20,000 00	20,000 00

9 GEORGE V, A. 1919

EXPLANATION OF ESTIMATES for the year ending March 31, 1920—*Continued.*

Page No.	Vote No.		1918-19.	1919-20.
		LOCAL SERVICES— <i>Concluded.</i>	\$ cts.	\$ cts.
89	179	St. John, Digby, Annapolis and Granville.....	2,000 00	2,000 00
90	180	St. John, Bay of Fundy and Minas Basin.....	8,000 00	8,000 00
91	181	St. John, Westport and Yarmouth.....	10,000 00	10,000 00
93	182	St. Stephen, N. B., St. Croix River, Deer Island and Campobello.....	6,000 00	6,000 00
95	183	Sydney and Bay St. Lawrence.....	6,000 00	6,000 00
96	184	Sydney and Whycomagh.....	3,000 00	3,000 00
98		Sydney and East Coast Cape Breton.....	5,500 00	
99	185	Sydney, Bras d'Or Lake ports and East and West Coasts of Cape Breton.....		14,000 00
99	186	Expenses of supervision.....	3,000 00	3,000 00
		AUTHORIZED BY STATUTE.	1,597,234 00	2,467,120 67
28		Canada, China and Japan (1-2 Geo. V, Chap. 25).....	121,666 66	121,666 66
100		Canada and France (8-9 Ed. VII, Chap. 36).....	200,000 00	
			1,918,900 66	2,588,787 33

SESSIONAL PAPER No. 10a

## ATLANTIC OCEAN SERVICES

CANADIAN ATLANTIC PORTS AND AUSTRALIA AND NEW ZEALAND.

NEW ZEALAND SHIPPING CO., LTD.

Contract No. 46.

T. &amp; C. File No. 18043.

*Vote 139—Steam service between Canadian Atlantic ports and Australia and New Zealand—*

1918-19. . . . .	\$ 70,000
1919-20. . . . .	140,000

*Contractors.*—New Zealand Shipping Co., Ltd., of New Zealand. (Canadian address: 213 Board of Trade building, Montreal, Que.)*Contract Dated.*—October 15, 1913.*Duration of Contract.*—Close of navigation on the St. Lawrence in 1913, to the corresponding time in 1915. The service has since been continued under Orders in Council dated March 24, 1916, July 13, 1916, October 19, 1916, December 14, 1916, April 5, 1917, and December 19, 1918. No subsidized sailings were made in 1918, owing to the impossibility of obtaining vessels. The contractors were, however, able to despatch three sailing vessels during the year.*Service.*—Monthly, sailing on or about the 20th day of each month.*Ports of Call.*—(a) During the season of open navigation on the St. Lawrence, from Montreal to the ports, or any three of the ports, of Auckland, Wellington, Lyttleton and Dunedin, N.Z., and the ports of Melbourne and Sydney, Aus., calling at such other ports in New Zealand or Australia as the contractors may desire.

(b) During the season of closed navigation on the St. Lawrence, from St. John, N.B., calling at Halifax, and thence proceeding to the ports in New Zealand and Australia mentioned in paragraph (a).

*Speed and Capacity Required.*—10 knots, each ship to be capable of carrying 7,500 tons at 40 cubic feet to the ton.*Subsidy.*—\$140,000 per annum, payable in monthly instalments of \$11,666.66. Under recent Orders in Council the subsidy is \$11,666.66 per voyage as a temporary arrangement.*Cold storage.*—Steamers to be fitted with reasonable cold storage accommodation should occasion warrant.*Deduction for Short Cargo.*—An average cargo of 5,000 tons on each monthly trip is to be carried throughout the year; and \$2 is to be deducted from the subsidy at the end of each year for every ton short of the total measurement or weight which should have been carried upon such number of sailings as may have been performed, based upon the said 5,000 tons per voyage.



9 GEORGE V, A. 1919

*Mails.*—To be carried free.*Trade Commissioners.*—To be carried free.*Intercolonial Railway Clause.*—Included.

## DISTANCES.

	Miles.
St. John to Melbourne.. . . . .	12,435
Halifax to Melbourne.. . . . .	12,250
Montreal to Melbourne.. . . . .	12,895
Melbourne to Sydney.. . . . .	575
Sydney to Auckland.. . . . .	1,275
Auckland to Wellington.. . . . .	555
Wellington to Lyttleton.. . . . .	175
Lyttleton to Dunedin.. . . . .	181
Distance between terminal ports—Summer.. . . . .	15,656
Winter.. . . . .	15,303

## DESCRIPTION OF VESSELS EMPLOYED.

Name.	DIMENSIONS.			TONNAGE.			Passenger accommodation.	Refrigerator space.	N. H. P.	Speed.	BUILT.		
	Length.	Breadth.	Depth.	Net.	Gross.	Capacity.					At	In.	Of.
	Ft.	Ft.	Ft.					Cu. ft.		Knots			
Mahana.....	502.5	63.3	31.1	7,509	11,700	12,100	Nil.	300,090	1059	13	Southampton.	1917	Steel.
Mahia.....	477.6	63.1	39.7	6,966	10,835	12,190	Nil.	323,080	997	12	"	1917	Steel.
Parattah....	375.6	48.7	27.3	2,628	4,196	6,500	Nil.	Nil.	400	11	London.....	1904	Steel.
Sussex.....	420	54	28.7	5,126	6,930	9,485	Nil.	43,583	595	10	"	1900	Steel.
Whakatane..	420	54	28.7	3,686	5,754	8,775	Nil.	221,000	491	10½	Newcastle....	1900	Steel.

## TRAFFIC RETURNS.

Calendar Year.	No. of Round Trips run.	Passengers Carried.	FREIGHT CARRIED (OUTWARDS).		Live Stock.	Mails.	Subsidy Paid.
			Weight.	Measurement.			
			Tons.	Tons.			\$ cts.
1910.	8	Nil.	11,458	45,014	Nil.	Nil.	80,000 00
1911.	12	1	12,304	73,640	Nil.	Nil.	120,000 00
1912.	12	15	18,011	75,201	10	Nil.	120,000 00
1913.	12	3	10,901	69,792	24	Nil.	121,666 66
1914.	12	Nil.	44,245	74,569	Nil.	Nil.	140,000 00
1915.	10	1	29,024	64,234	Nil.	Nil.	116,666 66
1916.	7	Nil.	19,738	46,820	Nil.	Nil.	81,666 62
*1917.	5	Nil.	11,882	37,704	Nil.	Nil.	58,333 30
1918.	No subsidized service was performed.						

\*No trips were performed after October 28, 1917.  
No Inward passengers or cargo are carried.

SESSIONAL PAPER No. 10a

## ORIGIN, QUANTITY AND VALUE OF CARGO EXPORTED FROM CANADA.

Calendar Year.	CANADIAN ORIGIN.			UNITED STATES ORIGIN.			WEST INDIAN AND NEWFOUNDLAND ORIGIN.			TOTAL.		
	Tons Weight.	Tons Measure-ment.	Value.	Tons Weight.	Tons Measure-ment.	Value.	Tons Weight.	Tons Measure-ment.	Value.	Tons Weight.	Tons Measure-ment.	Value.
			\$			\$			\$			\$
1912.....	2,791	71,232	2,970,284	15,067	3,966	881,859	148	3	37,617	18,016	75,201	3,889,760
1913.....	4,170	59,515	3,364,605	6,661	10,200	1,150,674	70	77	40,888	10,901	69,792	4,556,167
1914.....	44,097	68,265	4,621,301	96	6,287	960,713	52	17	26,435	44,245	74,569	5,608,449
1915.....	28,184	60,133	4,591,310	634	4,053	698,363	206	48	130,555	29,024	64,234	5,420,223
1916.....	19,125	33,350	3,668,739	371	13,461	2,019,011	242	9	118,436	19,738	46,820	5,806,186
1917.....	10,719	32,246	3,783,900	885	5,405	727,185	278	53	113,762	11,882	37,704	4,624,847
1918.....	No subsidized service was performed.											

## PRINCIPAL ARTICLES EXPORTED.

*Of Canadian Origin.*—Lumber, automobiles and parts thereof, calcium carbide, chair stock, paper, sole leather, agricultural implements, rubbers, iron pipe, hardware, cattle, clothes pins, seed, fruit jars, corsets, cereal foods, wire, steel rails and organs.

*Of United States Origin.*—Cereal foods, machinery, automobiles and parts thereof, steel rails, organs, lumber, fruit jars, roofing paper, shoe polish, wire and sewing machines.

*Of West Indian Origin.*—Coffee, cocoa, pimento, ginger and cassava products.

## CANADA AND GREAT BRITAIN.

Contract No. 1.

T. &amp; C. File 20930.

## THE WHITE STAR-DOMINION LINE.

## THE CANADIAN PACIFIC OCEAN SERVICES, LTD.

## THE CUNARD LINE.

Vote 140.—Ocean and mail service between Canada and Great Britain.

1918-19.....	\$ 400,000
1919-20.....	1,000,000

*Contractors.*—The Canadian Pacific Ocean Services, Limited, Montreal, Que.

*Contract dated.*—December 13, 1916.

*Duration of contract.*—From the close of navigation on the St. Lawrence, 1916, until the opening of navigation in 1917.

Owing to the uncertain shipping conditions occasioned by the war, this contract was not renewed, but an Order in Council was passed on the 7th June, 1917, authorizing that an arrangement be entered into with the following companies:—

The Canadian Pacific Ocean Services, Ltd., Montreal.

The White Star-Dominion Line, Montreal.

The Cunard Line, Montreal.

for a service of two round voyages each week, at a subsidy of \$5,291 per round voyage, or half of the said sum for a single trip; the Post Office Department to employ the best steamships available among those provided by the respective companies for the carriage of the mails; the terminal ports to be the same as during 1916-17; the agreement to take effect from the opening of navigation 1917, and to be continued until the close of navigation on the St. Lawrence river in 1917. No limit was set as to stowage space for mails.

In December, 1917, a further arrangement was made with the above steamship companies, by which the best steamships sailing from St. John or Halifax would be utilized. The subsidy to be paid them was \$11,363.63 per round trip for 25,000 cubic foot space occupied by the mails each way, and so in proportion for every additional cubic foot.

On July 5, 1918, an Order in Council was passed covering this service during the 1918 season of open navigation on the St. Lawrence, at a subsidy of \$5,291 for each round voyage, irrespective of the space occupied by the mails; the said subsidy to be paid to such steamships as might be employed by the Post Office Department.

On November 29, 1918, an Order in Council was passed authorizing payment of subsidy for the coming winter season on the same terms as those of the previous winter, *i.e.*, \$11,363.63 per round trip for 25,000 cubic feet of space in each direction, and proportionately for each additional foot occupied.

Ports of call.—

- 1. In Canada—Quebec *or* Montreal in summer, and St. John *or* Halifax in winter, at the option of the contractors.
- 2. In Great Britain—Liverpool; though the ports of Glasgow or London may be substituted with the approval of the Minister.

Mails.—To be carried free.

Subsidy.—\$5,291 for each round voyage in summer; and \$11,363.63 for each round voyage in winter for 25,000 cu. ft. mail space and so in proportion for every additional cubic foot.

DISTANCES.

	Miles.
Montreal to Quebec .. . . .	139
Quebec to Rimouski.. . . .	183
Rimouski to Liverpool (via Belle Isle).. . . .	2,438
Rimouski to Liverpool (via Cape Race).. . . .	2,638
St. John to Halifax.. . . .	292
Halifax to Liverpool.. . . .	2,595

DESCRIPTION OF VESSELS EMPLOYED.

Name.	DIMENSIONS.			TONNAGE.			PASSENGER ACCOMMODATION.			Refrigerator space.	N. H. P.	Speed.	BUILT.		
	Length.	Breadth.	Depth.	Net.	Gross.	Capacity.	1st Class.	2nd Class.	3rd Class.				At	In	Of
	Ft.	Ft.	Ft.												
Missanabie....	500-6	64-2	37-9	7,727	12,469	8,000	Nil.	520	1200	46,070	725	15½	Whiteinch...	1914	Steel.
Metagama....	500-6	64-2	37-9	7,727	12,469	8,000	Nil.	520	1200	46,070	725	15½	Whiteinch...	1914	Steel.
Corsican.....	500-3	61-2	38-0	7,272	11,419	6,000	150	300	1300	24,270	1440	15	Whiteinch...	1907	Steel.
Grampian.....	485-7	60-2	38-1	7,033	10,947	6,100	150	250	1000	23,320	1262	15	Linthouse...	1907	Steel.
Pretorian....	436-9	53-1	29-7	4,855	7,654	7,500	.....	.....	.....	7,326	799	13	Hartlepool...	1901	Steel.
Scandinavian.	550-3	59-3	43-9	7,730	12,099	8,158	Nil.	500	720	19,688	1313	16	Belfast.....	1898	Steel.
Scotian.....	515-3	59-8	23-8	6,442	10,322	4,856	Nil.	406	1012	20,715	1126	15	Belfast.....	1898	Steel.



SESSIONAL PAPER No. 10a

## TRAFFIC RETURNS.

Calendar Year.		No. of round trips run.	Number of Passengers Carried.	Tons of Freight Carried.	Live stock.	Mails.	Subsidy Paid.
							\$ cts.
1907			60,395	162,489	....	Not Stated.	555,432 47
1908			78,117	235,426		Lock Bags 58,377	578,447 12
1909			72,787	282,859	738	Tied Sacks. 77,638	582,713 58
1910			86,920	256,542		110,450	584,233 60
1911		52	88,645	257,509	Nil.	51,285	560,225 50
1912		52	98,260	312,867		54,194	549,168 44
1913		117½	191,688	610,348		66,689	855,721 00
1914		107	147,717	439,325	Nil.	88,614	724,147 90
1915		59½	91,940	353,845	Nil.	102,625	449,685 01
1916		55	73,565	308,167	Nil.	69,639	264,910 88
1917	White Star Dominion Line.					221,418	
	In.....	} 12 {	429	5,231		8,115	} 42,328 00
	Out.....		6,865	48,132		37,608	
	Total.....		7,294	53,363	Nil.	45,723	15,376
	C. P. Ocean Services, Ltd..						
	In.....	} 40½ {	15,904	65,942		78,927	} 387,116 71
	Out.....		29,426	204,371		91,966	
	Total.....		45,330	270,313	Nil.	170,893	199,524
	Cunard Line.....						
	In.....	} 4 {	747	27,762		Nil.	} 21,164 00
	Out.....		772	376		678	
	Total.....		1,519	28,138	Nil.	678	22,182
	Grand Total, 1917.....	56½	54,143	351,814	Nil.	217,394	237,082
1918	C. P. Ocean Services, Ltd.						
	In.....	} 27½ {	11,250	34,551	Nil.	55,023	} 408,992 88
	Out.....		15,876	94,836	Nil.	33,649	
	Total.....		27,126	129,387	Nil.	88,672	132,835
	Cunard and Donaldson Lines						
	In.....	} 15½ {	Nil.	Nil.	Nil.	Nil.	} 75,513 94
	Out.....		10,531	147,671	Nil.	125,821	
	Total.....		10,531	147,671	Nil.	125,821	Nil.
	White Star—Dominion Line						
	In.....	} 6 {	18	1,754	Nil.	5,914	} 90,421 79
	Out.....		12,902	51,031	138	54,609	
	Total.....		12,920	52,785	138	60,523	Nil.
	Grand Total, 1918—						
	In.....	} 49 {	11,268	36,305	Nil.	60,937	} 574,928 61
	Out.....		39,309	293,538	138	214,079	
	Total.....		50,577	329,843	138	275,016	132,835

9 GEORGE V, A. 1919

## ORIGIN, QUANTITY AND VALUE OF CARGO EXPORTED FROM CANADA.

Calendar Year.	By	CANADIAN ORIGIN.			UNITED STATES ORIGIN.			TOTAL.		
		Tons Weight	Tons Measurement.	Value.	Tons Weight	Tons Measurement.	Value.	Tons Weight	Tons Measurement.	Value.
				\$			\$			\$
1912	Allan steamers	43,709	46,446	7,309,626	16,992	14,330	4,016,411	60,701	60,776	11,326,037
	C.P.R. steamers	25,061	13,190	2,868,071	18,454	26	5,005,707	43,515	13,216	7,873,778
	Total...	68,770	59,636	10,177,697	35,446	14,356	9,022,118	104,216	73,992	19,199,815
1913	Allan steamers	123,187	43,547	12,341,602	15,712	4,541	3,865,260	138,899	48,088	16,206,862
	C.P.R. steamers	40,905	14,954	5,131,824	16,115	66	3,863,253	57,020	15,020	8,995,077
	C.N. steamers	7,983	435	2,154,130	2,973	Nil.	837,417	10,956	435	2,991,547
	Oceanic S.N. Co. steamers	67,998	2,585	5,905,072	15,462	33	1,733,976	83,460	2,618	7,639,048
	Total.....	240,073	61,521	25,532,628	50,262	4,640	10,299,906	290,335	66,161	35,832,534
1914	Allan steamers	97,459	27,660	10,241,329	12,696	905	3,238,993	110,155	28,565	13,480,322
	C.P.R. steamers	33,129	1,954	5,752,587	9,925	479	2,473,813	43,054	2,433	8,226,400
	C.N. steamers	8,727	315	1,795,697	1,616	Nil.	621,913	10,343	315	2,147,610
	Oceanic S.N. Co. steamers	32,471	3,857	4,149,418	6,297	823	1,689,117	38,768	4,680	5,838,535
	Total...	171,786	33,786	21,939,031	30,534	2,207	8,023,836	202,320	35,993	29,962,867
1915	Allan steamers	74,916	14,678	15,339,859	29,739	3,264	10,382,211	104,655	17,942	25,722,070
	C.P.R. steamers	42,480	7,940	15,007,914	34,821	1,065	14,096,136	77,301	9,005	29,104,050
	Oceanic S.N. Co. steamers	9,973	3,894	1,671,230	5,993	67	2,035,832	15,966	3,961	3,707,062
	Total...	127,369	26,512	32,019,003	70,553	4,396	26,514,179	197,922	30,908	58,533,182
1916	*Allan steamers	17,271	1,420	3,475,035	6,263	.....	2,187,546	23,534	1,420	5,662,581
	C.P.R. Oceanic S.N.Co. steamers	109,232	10,063	29,841,059	44,739	1,833	15,605,858	153,971	11,896	45,446,917
		7,161	483	1,367,576	1,949	61	1,251,979	9,110	544	2,619,555
	Total ..	133,664	11,966	34,683,670	52,951	1,894	19,045,383	186,615	13,860	53,729,053
1917	C. P. Ocean. Serv. Ltd.	170,446	12,085	51,131,721	20,102	1,738	7,256,102	190,548	13,823	58,387,823
	White Star Dominion Line.	41,383	2,638	9,286,809	3,767	344	1,685,062	45,150	2,982	10,971,871
	Cunard Line.		Statistics	not received in time for publication.						
	Total...	211,829	14,723	60,418,530	23,869	2,082	8,941,164	235,698	16,805	69,359,694

1918—Statistics not received in time for publication.

\* To April 30

SESSIONAL PAPER No. 10a

## PRINCIPAL ARTICLES EXPORTED.

BY C. P. OCEAN SERVICES, LTD.

*Of Canadian Origin.*—Asbestos, copper-nickel matte, silver ore, silver ingots, aluminum ingots, lumber, meats, leather, cheese, wheat, flour, oatmeal, apples, zinc dross, sal ammoniac skimmings, raw furs, scrap brass, pulpboard, wool, salmon, rags, bacon, hay, organs and parts thereof, agricultural implements, acetate of lime and linseed cake.

*Of United States Origin.*—Meats, lard, cereal foods, evaporated plums, doors, wheelbarrows, canned crabs, provisions, washboards and dressed poultry.

BY WHITE STAR—DOMINION LINE.

*Of Canadian Origin.*—Silver ingots, raw furs, wheat, flaxseed, cheese, frozen salmon, lumber, oatmeal, rolled oats, flour, bacon and ham, organs, rags, leather, oil cake meal, paper, fruit, hay and wood handles.

*Of United States Origin.*—Meats and lard.

## CANADA AND NEWFOUNDLAND.

THE REID NEWFOUNDLAND COMPANY, LTD.

Contract No. 60.

T. &amp; C. File No. 21063.

*Vote 141.—Steam services or services between Canada and Newfoundland—*

1918-19.. . . .	\$70,000
1919-20.. . . .	70,000

*Contractors.*—The Reid Newfoundland Company, Ltd., of St. John's, Nfld.

*Contract Dated.*—April 15, 1918.

*Duration of Contract.*—April 1, 1918, to March 31, 1919.

*Service.*—One complete round trip each day, except Sunday, between North Sydney and Port aux Basques.

Should Port aux Basques or North Sydney be blocked with ice at any time, the service may during such period, at the option of the Contractors, be performed to Placentia, Nfld., and Louisburg, N.S., respectively.

*Ports of Call.*—North Sydney (or Louisburg), N.S., and Port aux Basques (or Placentia), Nfld.

*Speed required.*—Not stated.

*Subsidy.*—At the rate of \$70,000 per annum, payable quarterly, on June 30, September 30, December 31 and March 31.

*Mails.*—To be carried free.

*Canadian Trade Commissioners.*—To be carried free.

*Government Wharves.*—Steamers are required to call at Government wharves whenever possible.

## DISTANCES.

	Miles.
North Sydney to Port aux Basques.. . . .	101
Louisburg to Placentia.. . . .	250

DESCRIPTION OF VESSELS EMPLOYED.

NAME.	DIMENSIONS.			TONNAGE.			PASSENGER ACCOM- MODATION.			Refrigerator space.	N. H. P.	Speed.	BUILT.		
	Length.	Breadth.	Depth.	Net.	Gross.	Capacity.	1st. Class.	2nd Class.	3rd Class.				At	In.	Of.
	Ft.	Ft.	Ft.							c.ft.		Kts			
Kyle.....	220	32.3	18.3	548	1,055	.....	68	160	....	Nil.	263	12	Newcastle..	1913	Steel.
Sagona.....	175	28.3	20.3	420	808	327	40	77	....	Nil.	136	11	Dundee.....	1912	Steel.
Glencoe.....	208	30.1	16.7	336	767	.....	42	125	....	Nil.	185	13	Pointhouse..	1899	Steel.

TRAFFIC RETURNS.

No service was run during 1907.

Calendar Year.	No. of round trips run.	PASSENGERS CARRIED.		Tons Freight Carried.	Live Stock.	MAILS.		Subsidy Paid.
		First Class.	Second Class.			Sealed Bags.	Tied Sacks.	
								\$
1908.....	153	5,351	9,223	10,176	704	2,112	11,796	12,272 00
1909.....	150	7,981	13,141	9,886	449	1,927	14,037	9,646 50
1910.....	155	6,427	12,994	15,507	1,203	1,896	14,872	9,993 00
1911.....	159	6,765	11,178	16,538	1,635	1,704	12,633	9,006 50
1912.....	22	9,212	13,686	14,751	1,674	3,344	16,036	31,874 90
1913.....	275	7,620	11,488	22,125	1,996	3,498	21,374	58,829 36
1914.....	289	6,267	8,925	22,035	735	3,462	23,365	64,683 02
1915.....	216½	5,373	9,160	24,087	539	2,654	17,154	48,418 06
1916.....	284	7,056	13,596	32,635	1,729	3,309	22,739	63,625 58
1917.....	270	{ *In 4,156 Out 3,738	6,221 6,220	37,165 4,044	1,664 21	1,441 1,480	19,960 2,478	} 55,382 80
	Total ..	7,894	12,441	41,209	1,685	2,921	22,438	
1918.....	255½	{ In .. 5,127 Out 5,058	3,757 4,604	22,707 4,939	3,914 10	1,456 1,844	18,512 2,471	} 57,140 02
	Total ..	10,185	8,421	27,646	3,924	3,300	20,983	

\* Into St. John's, Nfld.

ORIGIN, QUANTITY AND VALUE OF CARGO EXPORTED FROM CANADA.

(Including Live Stock.)

Calen- dar Year.	CANADIAN ORIGIN.			UNITED STATES ORIGIN.			TOTAL.		
	Tons weight.	Tons measure- ment.	Value.	Tons weight.	Tons measure- ment.	Value.	Tons weight.	Tons measure- ment.	Value.
			\$			\$			\$
1912....	12,224	Nil.	894,220	1,821	Nil.	317,936	14,046	Nil.	1,212,156
1913....	17,372	Nil.	981,369	3,694	Nil.	288,222	21,066	Nil.	1,269,591
1914....	13,286	Nil.	858,605	7,651	Nil.	587,196	20,937	Nil.	1,445,801
1915....	16,510	Nil.	1,108,876	6,491	Nil.	643,885	23,001	Nil.	1,752,761
1916....	16,692	Nil.	1,559,228	9,534	Nil.	1,280,032	26,226	Nil.	2,839,260
1917....	26,838	Nil.	4,165,668	13,192	Nil.	2,585,724	40,030	Nil.	6,751,392
1918....	15,626	Nil.	2,392,697	7,081	Nil.	2,182,497	22,707	Nil.	4,575,194



SESSIONAL PAPER No. 10a

## PRINCIPAL ARTICLES EXPORTED.

*Of Canadian Origin.*—Flour, oats, oatmeal, hay, bran, feed, potatoes, leather, furniture, oil, cattle, pigs, sheep, beef, pork, iron and steel bars, stoneware, wire mats, fresh meal, condensed milk, trunks, machinery, pulpboard, stoves and felt.

*Of United States Origin.*—Flour, cornmeal, oats, dried fruit, pork, beef, leather, feathers, broom corn, glue and machinery.

## CANADA, THE WEST INDIES AND SOUTH AMERICA.

## THE ROYAL MAIL STEAM PACKET COMPANY.

Contract No. 9.

T. &amp; C. File No. 21510.

*Vote 142.*—Steam service between Canada and the West Indies or South America, or both—

1918-19.. . . .	\$250,666 66
1919-20.. . . .	340,666 66

*Contractors.*—The Royal Mail Steam Packet Company, of London, England.

(Canadian representative: John Allsop, 59 Granville St., Halifax, N.S.)

(Freight and passenger agents: Pickford and Black, Halifax, N.S.)

*Contract Dated.*—September 11, 1913.

*Duration of Contract.*—November 1, 1913, to October 31, 1918. This was extended by Order in Council of December 19, 1915, until October 31, 1919.

*Service.*—Commencing from St. John, N.B., sailing thence to Halifax, N.S., and sailing thence to Georgetown, British Guiana, every fourteen days, following alternately the itineraries (a) and (b) given below:—

(a) Calling at the following islands: Bermuda, St. Kitts, Antigua, Montserrat, Dominica, St. Lucia, St. Vincent, Barbados, Grenada and Trinidad, and returning from Georgetown to St. John, calling at Trinidad, Grenada, Barbados, Antigua, St. Kitts and Bermuda.

(b) Calling at the following islands: Bermuda, St. Kitts, Antigua, Barbados, Grenada and Trinidad; and returning from Georgetown, calling at Trinidad, Barbados, St. Vincent, St. Lucia, Dominica, Montserrat, Antigua, St. Kitts and Bermuda.

These itineraries may be subject to any change which may be mutually agreed upon between the minister and the contractors.

The steamers *Chignecto* and *Chaudiere* were requisitioned by the British Shipping Controller in January, 1918, and after that date sailings were made by the *Caraguet* and *Chaleur* from St. John and Halifax alternately, at intervals of three or four weeks, until February, 1919, when the *Chignecto* and *Chaudiere* were restored to the service, and regular fortnightly sailings were resumed.

*Ports of Call.*—As above.

*Speed required.*—11 knots.

*Subsidy.*—£70,000 (\$340,666.66) per annum, based on payments of £2,692 6s. 2d. (\$13,102.56) for each complete round voyage, payable on the last day of each month.

*Canadian Trade Commissioners.*—To be carried free.

*Mails.*—To be carried free.

*Intercolonial Railway Clause.*—Included.

*Freight charges from St. John to Halifax.*—The contractors are required, at their own expense, when so required by consignors, to pay the freight charges by rail from St. John to Halifax on butter, cheese, and fruit intended for shipment by the contractors' steamships.

*Delay at Ports.*—The contractors must make every reasonable effort to avoid undue delay at Canadian or West Indian ports.

*Development of Trade.*—The contractors must use their utmost endeavour to develop the cargo and passenger trade between Canada and the British West Indies by means of reasonable advertising and regular solicitation through agents.

*Through Rates of Freight.*—The contractors must use their best endeavours to arrange through rates of freight between inland points in Canada and the various ports of call referred to in this contract in the British West Indies and Central and South America.

*Transfer by connecting lines.*—As the design of this agreement is to give regular fortnightly communication both ways to all the ports previously mentioned, arrangements must be made for the transport of freight and passengers on all voyages south bound and north bound by transfer to the lines of the contractors' steamers conducting the insular service from and to Trinidad, and at the rates obtaining for the direct service.

*No discrimination.*—No discrimination of any kind as regards freight and passenger rates may be made in favour of any merchant, shipper or importer in any one of the British colonies referred to herein, as against any other merchant, shipper or importer in the same colony.

*Through Bills of Lading.*—Through bills of lading must be issued from any Canadian point of shipment to any port in Central or South America, which is a regular port of call for any of the steamships employed or controlled by the contractors on other services, and which make regular connections with the service herein contracted for.

## DISTANCES.

Southbound—	Miles.
St. John to Halifax.....	288
Halifax to Bermuda.....	764
Bermuda to St. Kitts.....	942
St. Kitts to Antigua.....	60
Antigua to Montserrat.....	35
Montserrat to Dominica.....	97
Dominica to St. Lucia.....	81
St. Lucia to St. Vincent.....	59
St. Vincent to Barbados.....	96
Barbados to Grenada.....	147
Grenada to Trinidad.....	96
Trinidad to Demerara.....	374
	<hr/>
	3,039

Northbound—	Miles.
Demerara to Trinidad.....	368
Trinidad to Grenada.....	96
Grenada to Barbados.....	147
Barbados to Antigua.....	295
Antigua to St. Kitts.....	59
St. Kitts to Bermuda.....	940
Bermuda to St. John.....	852
	<hr/>
	2,757

SESSIONAL PAPER No. 10a

## DESCRIPTION OF VESSELS EMPLOYED.

NAME.	DIMENSIONS.			TONNAGE.			PASSENGER ACCOMMODA- TION.			Refrigerator space.	N. H. P.	Speed, Knots.	BUILT.		
	Length.	Breadth.	Depth.	Net.	Gross.	Capacity.	1st-Class.	2nd Class.	3rd Class.				At.	In.	Of.
	Ft.	Ft.	Ft.							C.ft					
Chignecto..	400.5	47.2	31.1	2,999	4,744	5,567	41	60	90	4988	418	11	Belfast.....	1893	Steel.
Chaleur....	400.5	47.2	31.1	2,994	4,746	5,574	41	60	90	5288	418	11	Belfast.....	1893	Steel.
Caraquet...	400.5	47.3	31.1	2,975	4,889	5,129	40	72	80	5565	418	11	Belfast.....	1894	Steel.
Chaudière..	370	45.9	25	2,499	4,019	4,726	50	64	76	900	584	12	Middleboro	1899	Steel.

## TRAFFIC RETURNS.

Calendar Year.	No. of round trips run.	Number of Passengers Carried.			Tons of Freight Carried.		Live Stock.	Mails.		Subsidy Paid.
										\$ cts.
1907.....	30	6,510			119,787		Not stated.	Not stated.		63,510 00
		1st Class.	2nd Class.	3rd Class.	Tons Weight.	Tons Measurement.		Lock Bags.	Tied Sacks	
1908.....	30	1,558	1,065	1,738	36,113	79,154	86	52	3,833	65,700 00
1909.....	30	1,573	987	1,993	63,129	54,953	1,100	246	3,805	65,700 00
1910.....	30	1,595	1,170	2,748	66,474	82,800	390	463	3,225	65,700 00
1911.....	29	1,044	857	1,346	69,927	76,398	151	209	2,543	65,700 00
1912.....	30	1,090	1,269	1,048	65,552	86,253	106	168	2,568	87,613 86
1913.....	28½	887	827	1,016	52,313	70,209	44	144	2,396	131,737 12
1914.....	26	1,080	465	1,742	52,320	90,398	48	705	1,627	330,897 33
1915.....	26	959	786	2,727	78,414	94,781	34	518	3,472	340,666 56
1916.....	26	1,459	461	3,948	100,883	127,631	31	1,690	3,146	340,666 66
1917.....	25½	In 691 Out 562	217 205	1,245 1,011	87,511 6,531	99,594	2 30	1,620 1,801	842 1,128	334,115 38
		Total..1,253	422	2,256	94,042	99,504	32	3,421	1,970	
1918.....	16½	In 788 Out 556	246 143	686 378	64,607 6,084	Nil. 72,370	Nil. 86	1,246 1,464	469 786	209,640 96
		Total..1,344	389	1,064	70,691	72,370	86	2,710	1,255	

From 1907 to Nov. 23, 1913, this service was performed by Messrs. Pickford and Black, of Halifax, N.S.

Two sailings from Canada were made by the Royal Mail Steam Packet Company's steamers in December, 1913. Their traffic returns are included in the figures given above for 1913.

ORIGIN, QUANTITY AND VALUE OF CARGO EXPORTED FROM CANADA.  
(Including Live Stock.)

Calendar Year.	From.	CANADIAN ORIGIN.			UNITED STATES ORIGIN.			TOTAL.		
		Tons. Weights	Tons. Measurement.	Value.	Tons. Weight.	Tons. Measurement.	Value.	Tons. Weight.	Tons. Measurement.	Value.
				\$			\$			\$
1912...	St. John..	1,377½	20,099¾	383,536	.....	.....	.....	1,377½	20,099¾	383,536
	Halifax...	5,044¾	62,147½	1,941,990	.....	.....	.....	5,044¾	62,147½	1,941,990
Total..	.....	6,422½	82,247¼	2,325,526	Nil.	Nil.	Nil.	6,422½	82,247¼	2,325,526
1913...	St. John..	2,137	13,038	259,381	.....	.....	.....	2,137	13,038	259,381
	Halifax...	5,786	56,819	1,800,169	.....	.....	.....	5,786	56,819	1,800,169
Total..	.....	7,923	69,857	2,059,550	Nil.	Nil.	Nil.	7,923	69,857	2,059,550
1914...	St. John..	1,557	15,120	234,008	.....	.....	.....	1,557	15,120	234,008
	Halifax...	2,951	75,254	2,384,256	.....	.....	.....	2,951	75,254	2,384,256
Total..	.....	4,508	90,374	2,618,264	Nil.	Nil.	Nil.	4,508	90,374	2,618,264
1915...	St. John..	2,031	12,362	301,659	.....	.....	.....	2,031	12,362	301,659
	Halifax...	3,621	82,419	3,206,176	.....	.....	.....	3,621	82,419	3,206,176
Total..	.....	5,652	94,781	3,507,835	Nil.	Nil.	Nil.	5,652	94,781	3,507,835
1916...	St. John..	1,781	15,899	425,664	.....	.....	.....	1,781	15,899	425,664
	Halifax...	2,812	96,907	4,272,628	.....	.....	.....	2,812	96,907	4,272,628
Total..	.....	4,593	112,806	4,698,292	Nil.	Nil.	Nil.	4,593	112,806	4,698,292
1917...	St. John..	1,460	14,570	532,012	.....	.....	.....	1,460	14,570	532,012
	Halifax...	5,071	89,820	5,726,139	.....	.....	.....	5,071	89,820	5,726,139
Total..	.....	6,531	104,390	6,258,151	.....	.....	.....	6,531	104,390	6,258,151
1918...	St. John..	3,789	36,113	3,065,587	.....	.....	.....	3,789	36,113	3,065,587
	Halifax...	2,295	36,257	3,194,007	.....	.....	.....	2,295	36,257	3,194,007
Total..	.....	6,084	72,370	6,259,594	Nil.	Nil.	Nil.	6,084	72,370	6,259,594

PRINCIPAL ARTICLES EXPORTED FROM CANADA.

*All of Canadian Origin.*—Fish, canned salmon, canned goods, flour, feed, meal, oilmeal, hay, oats, cheese, butter, eggs, apples, potatoes, split peas, vegetables, groceries, beef, live stock, mineral water, tea, soap, sulphate of ammonia, fertilizer, lumber, shingles, shooks, laths, furniture, chairs, brooms, brushes, stoves, trunks, rope, cordage, nails, paper and biscuits.

CANADA AND SOUTH AFRICA.

ELDER DEMPSTER AND Co., LTD.

Contract No. 2.  
T. & C. File No. 21079.

*Vote 143.—Steam service between Canada and South Africa—*

1918-19..	\$ 73,000
1919-20..	146,000

*Contractor.*—Elder Dempster & Co., Ltd., 133 Board of Trade Building, Montreal, Que. (Head office: Colonial House, Water Street, Liverpool, England).



SESSIONAL PAPER No. 10a

*Contract dated.*—Oct. 3, 1916.

*Duration of Contract.*—October 1, 1916, to September 30, 1917. Owing to losses occasioned by the war contract was not renewed; but an Order in Council was passed authorizing the payment of \$12,166.66 for each trip made by the company in accordance with the provisions of the previous contract.

*Service.*—Monthly, during the first fifteen days of each month.

*Ports of Call.*—From Montreal, calling at Quebec, at the option of the contractors; and during the months of September, October and November at Halifax, and, at the option of the contractors, at other Canadian ports during the season of open navigation on the St. Lawrence; and, during closed navigation on the St. Lawrence, from St. John, calling at Halifax, and, at the option of the contractors, at other Canadian ports; proceeding direct to Cape Town and not less than two other South African ports.

Four of the steamers of this line were requisitioned by the British Shipping Controller at the end of 1917. Since that date there have been three sailings, one in January, 1918, and one in June, both being made by the *Kwarra*; and one in September by the *Troutpool*.

*Speed required.*—10 knots.

*Subsidy.*—\$146,000 per annum, payable quarterly.

*Coaling.*—Steamers may call at any Canadian port solely for the purpose of coaling.

*Intercolonial Railway Clause.*—Included.

*Cold Storage.*—There must be accommodation for not less than 200 tons of cargo in cold storage on each ship. The contractors must provide such further cold storage accommodation as may be needed from time to time.

*Additional Vessels.*—The contractors agree to provide additional vessels when necessary to meet the requirements of the trade offered.

*Mails.*—To be carried free.

*Canadian Trade Commissioners.*—To be carried free.

*Supervision of handling.*—The handling, loading, stowing and unloading of any fruit or perishable products carried by the said vessels shall be subject to and under the supervision of any cargo inspector or other officer appointed for that purpose, should the Minister of Agriculture for Canada deem it advisable.

*Exemption from calling at Canadian Ports.*—If sufficient cargo is not forthcoming from any of the ports of call in Canada, the minister may relieve the contractors from the obligation of calling at such ports.

#### DISTANCES.

		Miles.
Montreal to	Cape Town.. . . .	7,338
"	Port Elizabeth.. . . .	7,778
"	East London.. . . .	7,909
"	Durban.. . . .	8,162
St. John to	Cape Town.. . . .	6,978
"	Port Elizabeth.. . . .	7,413
"	East London.. . . .	7,549
"	Durban.. . . .	7,802

DESCRIPTION OF VESSELS EMPLOYED.

NAME.	DIMENSIONS.			TONNAGE.			Passenger Acc.	Refrigerator Space.	N. H. P.	Speed.	BUILT.		
	Length.	Breadth.	Depth.	Net.	Gross.	Capacity.					At	In	Of
	Ft.	Ft.	Ft.					Cu. Ft.		Kts			
Bendu.....	375.2	47.3	18.9	2,821	4,319	7,100	2	9,200	396	11	Wallsend-on-Tyne...	1906	Steel.
Kaduna.....	360.0	52.0	26.2	2,308	4,455	8,100	12	10,000	339	10	Middlesbro. ....	1910	Steel.
Kwarra.....	360.0	52.0	26.1	2,304	4,441	8,100	12	10,000	428	10	Middlesbro. ....	1910	Steel.
Benguela.....	425.5	53.0	29.2	3,534	5,520	8,920	4	10,390	556	12	Newcastle-on-Tyne.	1910	Steel.
Benin.....	375.2	47.3	18.8	2,815	4,348	7,170	Nil	10,000	396	10½	Newcastle.....	1907	Steel.
Patani.....	370.3	49.3	30.3	3,087	4,810	6,500	Nil	Nil	379	10½	Belfast.....	1905	Steel.
Troutpool....	325.0	48.0	22.9	2,110	3,281	5,200	Nil	Nil	302	9½	Stockton.....	1903	Steel.

TRAFFIC RETURNS (Outward voyages).

No cargo is carried inward.

Calendar Year.	No. of trips run.	Number of Passengers Carried.	Tons of Freight Carried.		Live Stock.	Mails.	Subsidy Paid.	
1907.....	12	Not stated...	47,314		Not stated...	Nil.	\$	cts.
							146,000	00
			Weight.	Meas.				
1908.....	12	5	25,690	16,977	69	Nil.	146,000	00
1909.....	12	21	29,840	26,140	Nil.	Nil.	146,000	00
1910.....	12	9	23,203	33,145	369	Nil.	146,000	00
1911.....	12	26	31,385	37,800	667	Nil.	146,000	00
1912.....	12	14	31,210	34,980	1,013	Nil.	146,000	00
1913.....	14	Nil.	45,316	53,498	371	Nil.	146,000	00
1914.....	12	3	45,296	33,563	235	Nil.	146,000	00
1915.....	12	1	52,543	37,166	Nil.	Nil.	145,999	92
1916.....	10	Nil.	30,797	38,630	Nil.	Nil.	121,666	63
1917.....	9	Nil.	23,140	36,653	Nil.	Nil.	109,500	02
1918.....	3	Nil.	9,972	9,054	Nil.	Nil.	36,499	96

ORIGIN, QUANTITY AND VALUE OF CARGO EXPORTED FROM CANADA.

Calendar Year.	CANADIAN ORIGIN.			UNITED STATES ORIGIN.			TOTAL.		
	Tons Weight	Tons Measurement.	Value.	Tons Weight.	Tons Measurement.	Value.	Tons Weight.	Tons Measurement.	Value.
			\$			\$			\$
1912.....	28,901	22,090	2,856,419	2,309	12,890	1,257,263	31,210	34,980	4,113,682
1913.....	43,128	31,196	3,791,039	2,188	22,302	2,078,630	45,316	53,498	5,869,669
1914.....	42,741	22,488	3,236,733	2,555	11,075	948,339	45,296	33,563	4,185,072
1915.....	46,981	23,589	3,889,139	5,562	13,577	1,331,441	52,543	37,166	5,220,580
1916.....	28,465	24,600	3,350,296	2,332	14,030	1,430,772	30,797	38,630	4,781,068
1917.....	20,404	24,209	3,644,333	2,736	12,444	1,390,856	23,140	36,653	5,035,189
1918.....	9,889	8,630	2,714,870	83	424	74,670	9,972	9,054	2,789,540

PRINCIPAL ARTICLES EXPORTED.

Of Canadian Origin.—Flour, agricultural machinery, calcium carbide, binder twine, automobiles, paper, cattle, lumber, wax, carriageware, cereal foods, eggfillers, chairs, woodenware, wheat, and furniture.

Of United States Origin.—Automobiles, mining machinery, fruit jars, lumber, mules, wax, condensed milk, chairs and wheelbarrows.

SESSIONAL PAPER No. 10a

## HALIFAX, ST. JOHN'S, NFLD., AND LIVERPOOL.

FURNESS, WITHY &amp; Co., LTD.

Contract No. 3.

T. &amp; C. File No. 16107.

*Vote 144.—Steam Service between Halifax, St. John's, Nfld., and Liverpool—*

1918-19. . . . . No subsidy voted.

1919-20. . . . . \$20,000

*Contractors.*—Furness, Withy & Co., Ltd., of Liverpool, England. (Canadian address: Montreal, Que.).*Contract dated.*—March 22, 1916.*Duration of Contract.*—April 1, 1916, to March 31, 1917. (This contract has not been renewed yet, owing to war conditions.*Service.*—Sailing at regular intervals of not less frequency than once in every seventeen days from each of the terminal ports of Halifax and Liverpool, calling each way at St. John's, Nfld.*Ports of Call.*—Halifax, St. John's, Nfld., and Liverpool.*Speed required.*—10 knots.*Subsidy.*—\$20,000 per annum, payable quarterly in July, October, January and April.*Intercolonial Railway Clause.*—Included.*Canadian Trade Commissioners.*—To be carried free.*Mails.*—To be carried free.*Supervision of handling.*—The handling, loading, stowing and unloading of any fruit or perishable products carried by these vessels shall be subject to and under the supervision of any cargo inspector or other officer appointed for that purpose should the Minister of Agriculture for Canada deem it advisable.*Distance.*—Halifax to Liverpool, 2,453 miles.

DESCRIPTION OF VESSELS EMPLOYED.

Name.	DIMENSIONS.			TONNAGE.			PASSENGER ACCOMMODA- TION.			Refrigerator space.	N. H. P.	Speed—Knots.	BUILT.		
	Length.	Breadth.	Depth.	Net.	Gross.	Capacity.	1st Class.	2nd Class.	3rd Class.				At	In	Of
Durango.....	Ft. 332	Ft. 41·7	Ft. 28·8	1,927	3,008	4,834	2	.....	.....	C.F. Nil.	299	12	Sunderland..	1895	Steel.
Tabasco.....	331·6	41·7	26·0	1,913	2,987	.....	.....	.....	.....	Nil.	360	.....	Sunderland..	1895	Steel.
Graciana.....	361	46·2	17·7	2,883	3,536	6,350	Nil.	.....	.....	Nil.	364	11½	Glasgow.....	1903	Steel.

TRAFFIC RETURNS.

Calendar Year.	No. of Round Trips Run.	Number of Passengers Carried.	Tons of Freight Carried.	Live Stock.	Mails, Packages.	Subsidy Paid.
1907.....	29½	353	65,832	Not stated.....	Not Stated...	\$17,500
1908.....	25	53	44,132	Nil.	54	20,000
1909.....	27½	85	50,847	Nil.	Nil.	20,000
1910.....	27	80	103,144	Nil.	Nil.	20,000
1911.....	25	64	114,357	Nil.	Nil.	20,000
1912.....	24	63	104,466	Nil.	17	19,583 33
1913.....	23	378	108,338	Nil.	Nil.	19,000 00
1914.....	18½	376	89,436	Nil.	Nil.	17,666 66
1915.....	15	17	96,064	2	2,875	14,500 00
1916.....	17½	7	31,709	39,430	2,297	16,500 00
1917 to March 31.	5	In 1	960	Nil.	Nil.	3,000 00
		Out 4	25,300	Nil.	Nil.	
		Total .... 5	26,260	Nil.	Nil.	
1918	No service was performed.....					



SESSIONAL PAPER No. 10a

## ORIGIN, QUANTITY AND VALUE OF CARGO EXPORTED FROM CANADA.

Calendar Year.	To	CANADIAN ORIGIN.			UNITED STATES AND WEST INDIAN ORIGIN.			TOTAL.		
		Tons Weight	Tons Meas't.	Value.	Tons Weight	Tons Meas't.	Value.	Tons Weight.	Tons Meas't.	Value.
1912	St. John's, Nfld.	1,977	2,117	\$ 193,237	2,274	827	\$ 311,232	4,251	2,944	\$ 504,469
	Liverpool.....	2,022	76,725	1,133,859	Nil.	Nil.	Nil.	2,022	76,725	1,133,859
	Total.....	3,999	78,842	1,327,096	2,274	827	311,232	6,273	79,669	1,638,328
1913	St. John's, Nfld.	2,266	4,923	276,760	1,330	991	257,284	3,596	5,914	534,044
	Liverpool.....	19,784	58,695	2,078,260	328	554	41,029	20,122	59,249	2,119,289
	Total.....	22,050	63,618	2,355,020	1,668	1,545	298,313	23,718	65,163	2,653,333
1914	St. John's, Nfld.	2,631	1,488	263,829	892	580	229,527	3,523	2,068	493,356
	Liverpool.....	7,272	61,264	1,568,683	2,541	111	144,615	9,813	61,375	1,713,298
	Total.....	9,903	62,752	1,832,512	3,433	691	374,142	13,336	63,443	2,206,654
1915	St. John's, Nfld.	2,657	2,036	367,579	552	225	76,741	3,209	2,261	444,320
	Liverpool.....	11,175	49,634	1,957,111	3,181	2,850	1,830,250	14,356	52,484	3,787,361
	Total.....	13,832	51,670	2,324,690	3,733	3,075	1,906,991	17,565	54,745	4,231,681
1916	St. John's, Nfld.	5,230	3,209	549,452	2,197	266	347,528	7,427	3,475	896,980
	Liverpool.....	14,145	33,673	2,641,024	9,821	892	2,835,730	23,966	34,565	5,476,754
	Total.....	19,375	36,882	3,190,476	12,018	1,158	3,183,258	31,343	38,040	6,373,734
1917	St. John's, Nfld.	503	110	43,201	243	20	28,442	746	130	71,643
	Liverpool.....	1,474	13,861	805,334	9,086	1	41,587,130	10,560	13,861	42,392,464
	Total.....	1,977	13,971	848,535	9,329	21	41,615,602	11,308	13,992	42,464,137
1918	No service was performed.....									

\* To March 31.

## PRINCIPAL ARTICLES EXPORTED.

## TO LIVERPOOL.

*Canadian Origin.*—Lumber, boxboards, wood tops, wood shanks, apples, cider, canned apples, canned lobsters, canned beef, fish, seal oil, cod oil, tallow, oats, cheese, furs, machinery, lawn mowers, wire fencing, scrap brass, metals, lead ashes, leather, flour, wheat, sacks and bone black.

*United States Origin.*—Flour, pork, shoes, lamp chimneys, brass discs, motor cars, meats, lard, oak timber.

*West Indian Origin.*—Lignum vitæ, satinwood, dye extract, oranges, rum, sugar, cocoanuts, and limejuice.

## TO ST. JOHN'S.


*Canadian Origin.*—Apples, fruits, peas, canned vegetables, hay, flour, cheese, condensed milk, confectionery, meats, fish, medicines, tea, dry goods, rubbers, paper, stoves, smallwares, roofing, bricks, paint, nails, cordage, sacks, tripoli, and naphtha.

*United States Origin.*—Boots and shoes, shoe manufacturing material, furniture, hardware, canned and pickled meats, lard, provisions, groceries, flour, feed, corn, rolled oats, meal, seeds, earthenware, and bottled beer.

*West Indian Origin.*—Greenheart, mahogany, rum, bay rum, sugar and molascuit.



## PACIFIC OCEAN SERVICES.





## CANADA AND AUSTRALIA OR NEW ZEALAND.

## UNION STEAMSHIP COMPANY OF NEW ZEALAND, LTD.

Contract No. 27.

T. &amp; C. File No. 21509.

*Vote 145.—Steam Service between Canada and Australia or New Zealand, or both, on the Pacific Ocean—*

1918-19 . . . . .	\$180,509
1919-20 . . . . .	180,509

*Contractors.*—The Union Steamship Co., of New Zealand, Ltd.  
(Canadian address: Canadian Australasian Royal Mail Line, 440 Seymour Street, Vancouver, B.C.)

*Contract Dated.*—July 12, 1916.

*Duration of Contract.*—August 1, 1916, to July 31, 1917. This contract was extended by Order in Council for a period of one year from August 1, 1917, under the same terms and conditions, and was again extended by Order in Council of August 23, 1918, until July 31, 1919.

*Service.*—Sailing every four weeks. Owing to war conditions, and the fact that only two mail vessels have been permitted by the shipping controller to remain on the service, it has been found impossible to keep up a regular sailing every four weeks during 1918; but sailings were made as frequently as was practicable. Each voyage was extended to Australia, although this was not required by the contract.

*Ports of Call.*—Vancouver, B.C., Victoria, B.C., Honolulu, in the Sandwich Islands, Suva, in the Fiji Islands and Auckland, N.Z.

If required by the Minister, each voyage from Canada to New Zealand shall be extended to a port or ports in Australia.

The call at Suva is conditional upon the Government of Fiji also continuing their contract for a like period and on the same terms as heretofore, and also upon their maintaining the same charges for light and other dues levied on ships employed in the service.

*Speed required.*—Duration of voyage is not to exceed 20 days, including one day's detention at Honolulu.

*Subsidy.*—£37,090 18s. 2d. per annum.

Provided that the contractors shall be entitled to receive such subsidy as the Governments of New Zealand and Fiji may pay towards the service; and also the Government of Australia, should the service be extended to that Commonwealth.

*Deductions from Subsidy.*—£30 are to be deducted from the amount of subsidy payable on each claim for every complete period of twenty-four hours by which the time occupied in conveyance of the mails between Auckland and Vancouver has exceeded twenty days.

*Preference to Canadian Shippers.*—No discrimination as regards freight or passenger rates is to be made against Canadian ports, railways, merchants or shippers. Canadian merchants and shippers are to have preference at all times for the carriage of their goods over other merchants and shippers, as far as regards the Canadian connection.

Mails.—To be carried free.

Canadian Trade Commissioners.—To be carried free.

DISTANCES.

	Miles.
Vancouver to Victoria.....	85
Victoria to Honolulu.....	2,342
Honolulu to Suva, Fiji.....	2,799
Suva to Auckland.....	1,140
Total.....	6,366

DESCRIPTION OF VESSELS EMPLOYED.

Name.	DIMENSIONS.			TONNAGE.			PASSENGER ACCOMMODA- TION.			Refrigerator Space.	N.H.P.	Speed.	BUILT.		
	Length.	Breadth.	Depth.	Net.	Gross.	Capacity.	1st Class.	2nd Class.	3rd Class.				At	In	Of
	Ft.	Ft.	Ft.							Cu.ft.					
Makura.....	480	58	35	4,920	8,200	3,000	270	114	72	14,985	2,035	16½	Glasgow....	1908	Steel.
Niagara.....	542	66	37·6	7,581	13,444	3,800	239	210	276	63,200	*12,500	17¾	Clydebank..	1913	Steel.

\*Indicated Horse Power.

TRAFFIC RETURNS.

Calendar Year.	Round Trips.	Passengers Carried.	Freight Carried.	Live Stock.	Mails.	Subsidy Paid.
		Number.	Tons.			\$ cts.
1907.....	10	4,687	30,684	Not stated.	Not stated.	138,853 10
1908.....	13	5,707	22,110	"	"	222,164 96
					Lock bags. Tied sacks	(Part of this is on account of 1907 service).
1909.....	12	5,397	45,453	47	10,727	428 180,509 00
1910.....	13	6,153	60,615	15	12,558	601 180,509 00
1911.....	13	6,445	59,756	Nil.	11,832	950 180,509 00
1912.....	13	6,173	43,997	34	15,301	183 180,509 00
1913.....	13	6,734	42,168	13	14,038	1,703 180,509 00
1914.....	12½	5,886	42,615	76	15,338	907 173,566 36
1915.....	13	4,366	48,827	8	20,845	936 180,509 00
1916.....	13	4,311	59,597	Nil.	22,281	753 180,509 00
1917.....	13 {	In... 2,022 Out.. 1,848	23,648 31,953	Nil. 20	11,294 19,365	374 399 } 180,509 00
		Total, 3,870	55,606	20	30,659	773
1918.....	12 {	In... 3,743 Out., 2,849	27,143 36,062	Nil. Nil.	18,938 53,457	281 422 } 166,623 72
		Total 6,592	63,205	Nil.	72,395	703

## SESSIONAL PAPER No. 10a

## ORIGIN, QUANTITY AND VALUE OF FREIGHT EXPORTED FROM CANADA.

Calendar Year.	To	CANADIAN ORIGIN.			UNITED STATES ORIGIN.			TOTAL.		
		Tons Weight.	Tons Measurement.	Value.	Tons Weight.	Tons Measurement.	Value.	Tons Weight.	Tons Measurement.	Value.
1912	Auckland...	1,599	Nil.	\$ 263,581	1,136	Nil.	\$ 535,463	2,833	Nil.	\$ 799,044
	Suva.....	2,604	Nil.	115,075	237	Nil.	50,858	2,841	Nil.	165,933
	Honolulu...	203	Nil.	26,654	Nil.	Nil.	Nil.	203	Nil.	26,654
	Sydney.....	4,960	Nil.	501,731	3,991	Nil.	1,460,089	8,952	Nil.	1,961,820
	Total.....	9,366	Nil.	907,041	5,364	Nil.	2,046,410	14,829	Nil.	2,953,451
1913	Auckland...	200	3,167	245,877	1,206	964	629,541	1,406	4,131	875,418
	Suva.....	113	3,646	121,949	106	142	41,240	219	3,788	163,189
	Honolulu...	175	40	25,977	1		337	176	40	26,314
	Sydney.....	530	5,699	383,609	3,260	2,263	1,681,011	3,790	7,962	2,064,620
	Total.....	1,018	12,552	777,412	4,573	3,369	2,352,129	5,591	15,921	3,129,541
1914	Auckland...	967	2,434	285,999	861	1,054	535,646	1,828	3,488	831,645
	Suva.....	138	3,901	128,844	87	160	42,276	225	4,061	171,120
	Honolulu...	136	36	25,748	Nil.	Nil.	Nil.	136	36	25,748
	Sydney.....	2,377	8,737	585,927	2,916	1,421	1,595,831	5,293	10,158	2,181,758
	Total.....	3,618	15,108	1,026,518	3,864	2,635	2,173,753	7,482	17,743	3,200,271
1915	Auckland...	4,482	2,450	509,051	614	1,356	433,939	5,096	3,806	942,990
	Suva.....	1,045	2,861	176,329	142	217	44,213	1,187	3,078	220,542
	Honolulu...	2	2	923	—	—	—	2	2	923
	Sydney.....	2,765	5,700	927,085	1,722	4,500	1,483,945	4,487	10,200	2,411,030
	Total.....	8,294	110,513	1,613,388	2,478	6,073	1,962,097	10,772	17,086	3,575,485
1916	Auckland...	3,084	4,604	645,970	409	3,405	511,380	3,493	8,009	1,157,350
	Suva.....	910	1,850	160,285	79	687	88,275	989	2,537	248,560
	Honolulu...	1	36	3,602	—	—	—	1	36	3,602
	Sydney.....	3,525	9,533	1,380,367	580	8,843	1,707,840	4,105	18,376	3,088,207
	Total.....	7,520	16,023	2,190,224	1,068	12,935	2,307,495	8,588	28,958	4,497,719
1917	Auckland...	4,813	6,211	1,099,650	77	2,696	411,012	4,890	8,907	1,510,662
	Suva.....	54	1,353	108,806	1	396	64,233	55	1,749	173,039
	Honolulu...	—	38	3,527	—	—	—	—	38	3,527
	Sydney.....	2,809	8,419	1,301,674	—	5,091	1,121,660	2,809	13,510	2,423,334
	Total....	7,676	16,021	2,513,657	78	8,183	1,596,905	7,754	24,204	4,110,562
1918	Auckland...	566	20,400	2,038,144	58	2,448	850,256	624	22,848	2,888,400
	Suva.....	—	1,457	225,363	9	212	68,792	9	1,669	294,155
	Honolulu...	—	105	8,991	—	—	—	—	105	8,991
	Sydney.....	775	5,593	1,641,174	72	4,367	1,690,129	847	9,960	3,337,303
	Total....	1,341	27,555	3,913,672	139	7,027	2,615,177	1,480	34,582	6,528,849

## PRINCIPAL ARTICLES EXPORTED.

*Of Canadian Origin.*—Canned salmon, fresh fruit (in cold storage), potatoes, onions, leather and rubber goods, lumber, codfish, whisky, bicycles and parts thereof, chairs, corsets, suspenders, sewing machines, hardware and machinery.

*Of United States Origin.*—Drugs, sewing machines, automobiles, gas engines and other machinery, soap and scouring powders, leather and rubber goods, cash registers and scales, cereal foods, telephone material, adding machines, vacuum cleaners, motor cycles, and corsets.

## CANADA, CHINA AND JAPAN.

## THE CANADIAN PACIFIC RAILWAY CO.

Contract No. 39.

T. & C. File No. 18857.

*Vote 146.—Steam service between Canada, China and Japan—*

1918-19—Voted . . . . .	\$253,333 34	
Authorized by statute . . . . .	121,666 66	
(1-2 Geo. V, Chap. 25).		————— \$375,000 00
1919-20—To be voted . . . . .	\$253,333 34	
Authorized by statute . . . . .	121,666 66	
		————— \$375,000 00

*Contractors.*—The Canadian Pacific Railway Company, of Montreal, Que.

*Date of Contract.*—October 9, 1917.

*Duration of Contract.*—The latest contract expired on March 31, 1918. An Order in Council was passed on September 19, 1918, authorizing the payment of a subsidy of \$12,000 per round voyage, from April 1, 1918 to March 31, 1919, for 15,000 cubic feet of mail space on the *Monteagle* and *Key West*, and 10,000 cubic feet on the *Empress of Japan*; any additional space occupied by mail matter to be paid for at the rate of 40 cents per cubic foot on the *Monteagle* and *Key West*, and 60 cents per cubic foot on the *Empress of Japan*. The following clauses of the contract are to be held good until March 31, 1919, as far as they can possibly apply.

*Service and Ports of Call.*—Subsidy is paid for a mail service every two weeks in each direction all the year round, between Vancouver, Canada, and Hong Kong, China.

On the voyages in each direction between Vancouver and Hong Kong the steamers must call at Yokohama on every trip; and at Woosung (for Shanghai) on every east-bound trip, and at least once on each alternate westbound trip. They may also call, at the option of the company, at Victoria, Nagasaki, Kobe, Shimidzu and Mailla; and at Amoy or other ports in China.

*Annual overhaul.*—Any of the steamships engaged in this service may be laid off for annual overhaul, provided that substitute steamers are approved of by the Minister of Trade and Commerce, at or before the time of such withdrawal.

*Landing and embarking mails at Shanghai.*—The contractors shall supply a small steam vessel at Shanghai for the purpose of landing and embarking mail to and from steamers lying at the anchorage at the mouth of the Woosung River.

*Mails.*—To be carried free.

*Periods of Transit.*—All mails conveyed under this contract shall be carried between Canada and Hong Kong, in either direction, as expeditiously as possible under existing circumstances brought about by the war.

*Canadian Trade Commissioners.*—To be carried free.

*Passenger and Freight Rates.*—No toll or rate for either passengers or freight shall be charged which discriminates against Canadian passengers, merchants or shippers or against one or more of the Canadian ports on the Pacific Ocean, nor shall such rates for either passengers or freight be in excess of the rates charged on steamships of a similar class from United States ports on the Pacific Coast.

*Subsidy.*—\$12,000 per round trip for 15,000 cubic feet of space on the *Monteagle* or the *Key West*, or for 10,000 cubic feet of space on the *Empress of Japan*; any addi-



## SESSIONAL PAPER No. 10a

tional space occupied by the mails to be charged for at the rate of 40 cents per cubic foot on the *Monteagle* or *Key West*, or 60 cents per cubic foot on the *Empress of Japan*.

	DISTANCES.	Miles.
Vancouver to Yokohama.. . . . .		4,283
Yokohama to Kobe.. . . . .		346
Kobe to Nagasaki.. . . . .		384
Nagasaki to Woosung.. . . . .		448
Woosung to Hong Kong.. . . . .		810
Hong Kong to Manila.. . . . .		628
Total.. . . . .		6,899

## DESCRIPTION OF VESSELS EMPLOYED.

NAME.	DIMENSIONS.			TONNAGE.			PASSENGER ACCOMMODATION.			Refrigerator Space.	N. H. P.	Speed, Knots.	BUILT.		
	Length.	Breadth.	Depth.	Net.	Gross.	Capacity.	1st Class.	3rd Class.	4th Class.				At	In	Of
	Ft.	Ft.	Ft.							Cu. ft.					
Empress of Japan.....	455.6	51.2	33.1	3-039	5-940	3-000	200	40	1000	Nil.	1,167	15	Barrow.	1891	Steel.
Monteagle.....	445.0	52.2	27.7	3-953	6-163	5-500	Nil.	97	1000	24,785	705	12	Barrow.	1899	Steel.
Key West.....	396.0	53.0	27.0	3-016	4-796	7-627	Nil.	Nil.	Nil.	Nil.	* 2,500	10	Seattle.	1917	Steel.
Empress of Asia.....	570.1	68.2	42.0	8-883	16-909	3-500	296	84	800	Nil.	*21,000	18	Glasg'w	1913	Steel.
Empress of Russia.....	570.2	68.2	42.0	8-789	16-810	3-500	296	84	800	Nil.	*21,000	18	Glasg'w	1913	Steel.

\* 1 H.P.

## TRAFFIC RETURNS.

Calendar Year.	No. Round Trips Run.	Number of Passengers Carried.			Tons. of Freight Carried.		Live Stock.	Mails.		Subsidy Paid.
		1st Class.	3rd Class.	4th Class.	Weight.	Measurement.		Lock Bags.	Tied Sacks.	\$ cts.
1908.....		1,282	867	10,185	21,296	42,110	Nil.	25,733	Nil.	108,770 00
1909.....		1,106	767	8,239	26,712	Nil.	Nil.	18,158	7,382	121,301 64
1910.....	19½	1,578	942	9,975	10,952	*72,538	Nil.	28,133	4,038	120,855 55
1911.....	12½	1,126	741	7,030	Nil.	40,332	Nil.	19,914	Nil.	121,666 68
1912.....	16	649	1,330	9,669	47,233	Nil.	Nil.	27,426	Nil.	120,855 55
1913.....	19	1,630	1,120	10,821	58,314	Nil.	Nil.	29,561	Nil.	118,038 95
1914.....	15	1,542	734	5,363	40,403	75,179	Nil.	6,515	2,956	167,435 '84
1915.....	4½	437	201	2,048	27,766	43,402	Nil.	2,148	426	
1916.....	22½	6,140	1,691	8,365	105,608	188,715	Nil.	46,405	33,107	291,666 66
1917.....	22	In.. 3,583	1,495	34,566	17,820	53,510	Nil.	14,698	4,437	372,395 83
		Out. 3,431	1,429	5,410	27,875	53,015	Nil.	42,122	29,246	
	Total	7,014	2,924	39,966	45,695	106,525	Nil.	56,820	33,683	
1918.....	15	In.. 2,236	708	11,982	9,877	37,500	Nil.	8,016	1,669	146,399 50
		Out. 1,408	695	4,678	18,434	34,070	291	28,181	8,309	
	Total.	3,644	1,403	16,660	28,311	71,570	291	36,197	9,978	(to Aug. 25).

\* And 2,828,034 ft. lumber.

This service was interrupted, owing to the war, in August, 1914, and resumed in March, 1916.

9 GEORGE V, A. 1919

## ORIGIN, QUANTITY AND VALUE OF CARGO EXPORTED FROM CANADA.

Calendar Year.	CANADIAN ORIGIN.			UNITED STATES ORIGIN.			TOTAL.		
	Weight. Tons	Measure- ment. Tons	Value. \$	Weight. Tons	Measure- ment. Tons	Value. \$	Weight. Tons	Measure- ment. Tons	Value \$
May 4 to Dec. 31, 1916.....	Nil.	13,956	870,337	Nil.	52,403	10,651,248	Nil.	66,359	11,521,585
1917.....	2,841	11,317	2,346,300	25,034	41,698	23,929,621	27,875	53,015	26,275,921
1918.....	4,480	6,703	1,431,233	13,954	27,367	12,620,537	18,434	34,070	14,051,770

## PRINCIPAL ARTICLES EXPORTED.

*Of Canadian Origin.*—Automobiles, aluminium, drugs and chemicals, provisions, spelter and hardware.

*Of United States Origin.*—Automobiles, aluminium, dry goods, boots and shoes, hardware, machinery, provisions, tobacco, drugs, leather, tin plate, iron and steel, electrical goods and rubber goods.

## PRINCE RUPERT, B.C., AND QUEEN CHARLOTTE ISLANDS.

## THE GRAND TRUNK PACIFIC COAST S. S. CO., LTD.

Contract No. 61.

T. & C. File No. 21181.

*Vote 147.—Steam Service between Prince Rupert, B.C., and Queen Charlotte Islands—*

1918-19 .....	\$21,000
1919-20.....	21,000

*Contractors.*—The Grand Trunk Pacific Coast S. S. Co., Ltd.

*Date of Contract.*—May 6, 1918.

*Duration of Contract.*—April 1, 1918, to March 31, 1919.

*Service and Ports of Call.*—Fortnightly trips from Prince Rupert, B.C., calling each way at Refuge Bay (on Porcher Island), and Masset, Port Clements, Sandspit, Skidegate, Queen Charlotte, Jedway, Lockport, Pacofi, Atli Inlet and Ikeda and calling once each month at Cumshowa Inlet, it being understood that the call at Refuge Bay shall be made by a subsidiary launch service provided by the contractors.

*Speed Required.*—Not stated.

*Subsidy.*—\$21,000 per annum, payable quarterly in July, October, January and April.

*Mails.*—To be carried free.

*Government Wharves.*—Steamer must call whenever possible.

SESSIONAL PAPER No. 10a

## DISTANCES.

		Miles.
Prince Rupert	to Masset.....	85
Masset	" Port Clements.....	26
Port Clements	" Masset.....	26
Masset	" Prince Rupert.....	85
		222
Prince Rupert	" Refuge Bay.....	20
Refuge Bay	" Sandspit.....	77
Sandspit	" Skidegate.....	5
Skidegate	" Queen Charlotte City.....	2
Queen Charlotte City	" Ikeda.....	100
Ikeda	" Jedway.....	10
Jedway	" Lockeport.....	43
Lockeport	" Prince Rupert.....	128
		385
		607

## DESCRIPTION OF VESSELS EMPLOYED.

NAME.	DIMENSIONS.			TONNAGE.			Passenger Accommodation.	N. H. P.	Speed.	BUILT.		
	Length.	Breadth.	D pth.	Net.	Gross.	Capacity.				At	In	Of
	Feet.	Feet.	Feet.						Knots			
Prince Albert.....	232	30	14.1	587	1,015	.....	.....	170	.....	Hull.....	1892	Steel.
Prince John.....	185.3	29.6	10.9	540	905	.....	.....	103	.....	Bowling.....	1910	Steel.

## TRAFFIC RETURNS.

Calendar. Year.	No. of Round trips run.	Passengers Carried.	FREIGHT.		Live Stock.	MAILS.		Subsidy Paid.
			Tons Weight.	Tons Measure- ment.		Lock Bags.	Tied Sacks.	
Nov. to Dec. 31, 1909...	2	61	346	57	Nil.	39	21	\$ 400 00
1910.....	39	3,097	2,089	2,674	4	1,000	599	7,200 00
1911.....	40	5,372	2,105	1,951	1	1,496	1,140	8,200 00
1912.....	44	5,910	3,250	4,081	60	1,328	1,957	8,200 00
1913.....	40	4,588	3,923	*245 M ft.	124	2,359	1,585	8,000 00
1914.....	35	3,175	2,695	*11 M ft.	40	1,780	1,570	7,000 03
1915.....	13	686	1,380	465	117	1,321	Nil.	7,333 30
1916.....	25	1,584	5,264	1,586	116	2,116	Nil.	6,000 00
1917.....	24	2,217	6,553	Nil.	5	1,951	209	19,750 00
1918.....	34	{In 6,203 Out 4,954	{10,914 6,481	{Nil. Nil.	{32 3	{1,226 3,005	{255 296	{21,000,00
	Total,	11,157	17,395	Nil.	35	4,231	551	

\*Lumber.

The service for 1915, 1916 and the first quarter of 1917 was performed by the Union S. S. Co. of B.C. Ltd.

VICTORIA AND SAN FRANCISCO.

PACIFIC STEAMSHIP COMPANY.

Contract No. 10.

T. & C. File 20887.

Vote 148.—Steam Service between Victoria and San Francisco—

1918-19.. . . . .	\$3,000
1919-20.. . . . .	3,000

Contractors.—The Pacific Steamship Co. of Seattle, Wash., U.S.A.

(Canadian Agents.—R. P. Rithet & Co., Ltd., 1117, Wharf street, Victoria, B.C.)

Date of Contract.—March 11, 1918.

Duration of Contract.—April 1, 1918, to March 31, 1919.

Service.—Weekly.

Ports of Call.—Victoria, B.C., and San Francisco, U.S.A.

Subsidy. \$3,000 per annum, payable in quarterly instalments on the first days of July, October, January and April.

Speed required.—Not stated.

Mails.—To be carried free.

Canadian Trade Commissioners.—To be carried free.

Distance.—Victoria to San Francisco, 750 miles.

DESCRIPTION OF VESSELS EMPLOYED.

NAME.	DIMENSIONS.			TONNAGE.			PASSENGER ACCOMMODATION.			Refrigerator space.	N. H. P.	Speed, Knots.	BUILT.		
	Length.	Breadth.	Depth.	Net.	Gross.	Capacity.	1st Class.	2nd Class.	3rd Class.				At	In	Of
President.....	391	48-0	19-7	2,546	5,218	2,800	340	....	179	....	601	15	Camden, N.J.....	1906	Steel.
Governor.....	391	48-0	19-7	2,550	5,250	2,800	350	....	196	....	679	15	Camden, N.J.....	1907	Steel.
Queen.....	348	38-0	12-6	1,672	2,727	1,400	219	....	88	....	319	13	Philadelphia.....	1882	Steel.
Admiral Schley.	291	36-0	22-0	1,336	2,104	1,300	106	....	42	....	222	12	Philadelphia.....	1898	Steel.
Admiral Watson.	253	38-0	22-0	1,237	2,009	1,100	127	....	150	....	251	12	Toledo .....	1901	Steel.

NOTE.—A steamship service between Victoria and San Francisco, subsidized by the Dominion Government, is required under the terms of the agreement by which British Columbia entered Confederation.



SESSIONAL PAPER No. 10a

## TRAFFIC RETURNS.

Calendar Year.	No. of Round Trips run.	Number of Passengers Carried.	Tons of Freight Carried.		Live Stock Carried	Mails Carried.		Subsidy Paid.
			Weight.	Meas.		Lock Bags.	Tied Sacks	
1908.....	71	2,672	5,239	1,230	Nil.	79	Nil.	\$ 3,000 00
1909.....	57	1,930	2,163	5,225	Nil.	Nil.	Nil.	3,000 00
1910.....	55	1,970	2,130	6,230	Nil.	Nil.	Nil.	3,000 00
1911.....	56	2,050	2,596	5,936	Nil.	Nil.	Nil.	3,000 00
1912.....	52	2,612	6,197	8,654	Nil.	Nil.	Nil.	3,000 00
1913.....	52	3,791	4,779	7,306	Nil.	Nil.	Nil.	3,000 00
1914.....	54	3,630	3,534	4,386	Nil.	Nil.	Nil.	2,971 15
1915.....	52	4,307	1,955	2,435	Nil.	Nil.	Nil.	3,000 00
1916.....	47½	3,249	3,702	2,514	Nil.	Nil.	Nil.	2,769 23
1917.....	52	6,703	4,815	Nil.	Nil.	Nil.	Nil.	3,000 00
1918.....	43½	{ In 2,000 Out 1,864	2,874 75	Nil.	Nil.	Nil.	Nil.	} 2,509 77
	Total.	3,864	2,949	Nil.				

## ORIGIN, QUANTITY AND VALUE OF CARGO EXPORTED FROM CANADA.

Calendar Year.	CANADIAN ORIGIN.			UNITED STATES ORIGIN.			TOTAL.		
	Tons Weight.	Tons Meas't.	Value.	Tons Weight.	Tons Meas't.	Value.	Tons Weight.	Tons Meas't.	Value.
1912.....	68	226	\$ 47,554	36	214	\$ 39,223	104	440	\$ 85,777
1913.....	63	385	68,418	2	178	17,474	63	563	85,892
1914.....	95	873	128,307	Nil.	87	10,911	95	960	139,218
1915.....	175	306	37,730	6	27	10,514	181	333	48,244
1916.....	212	370	51,323	21	14	4,901	233	384	56,224
1917.....	234	Nil.	55,941	19	Nil.	11,438	253	Nil.	67,379
1918.....	67	Nil.	28,948	8	Nil.	4,475	75	Nil.	33,423

## PRINCIPAL ARTICLES EXPORTED.

*Of Canadian Origin.*—Liquors, automobiles, household goods, coal tar, rice meal, plants and bulbs.

*Of United States Origin.*—Empty cylinders.

## VICTORIA, VANCOUVER, WAYPORTS AND SKAGWAY.

## CANADIAN PACIFIC RAILWAY COMPANY.

Contract No. 28.

T. & C. File No. 21027.

*Vote 149.—Steam Service between Victoria, Vancouver, Wayports and Skagway—*

1918-19.....	\$12,500
1919-20.....	12,500

9 GEORGE V, A. 1919

*Contractors.*—Canadian Pacific Railway Co., Montreal, Que.

*Contract Dated.*—April 5, 1918.

*Duration of Contract.*—April 1, 1918, to March 31, 1919.

*Service.*—Four complete round trips each month from June to October, inclusive; three complete round trips each month from March to May, inclusive; and two complete round trips each month from November to February, inclusive.

*Ports of Call.*—Victoria, Vancouver, Prince Rupert, Ketchikan, Juneau, and Skagway.

*Calls at United States Ports.*—Steamers are permitted to call at the United States ports mentioned in the preceding paragraph on outward trips only.

*Subsidy.*—\$12,500 per annum, payable quarterly in July, October, January and April.

*Mails.*—To be carried free.

## DISTANCES.

	Knots.
Victoria to Vancouver.. . . .	73
Vancouver to Port Essington.. . . .	472
Port Essington to Prince Rupert.. . . .	27
Prince Rupert to Port Simpson.. . . .	36
Port Simpson to Ketchikan.. . . .	66
Ketchikan to Skagway . . . . .	307
<b>Total.. . . .</b>	<b>981</b>

## DESCRIPTION OF VESSELS EMPLOYED.

Name.	DIMENSIONS.			TONNAGE.			PASSENGER ACCOMMO- DATION.			Refrigerator Space.	N.H.P.	Speed, Knots.	BUILT.		
	Length.	Breadth.	Depth.	Net.	Gross.	Capacity.	1st Class.	2nd Class.	3rd Class.				At	In	Of
Princess Sophia.	245.2	44.1	24.0	1,466	2,320	1,200	500	Nil.	Nil.	Nil.	366	14	Paisley.....	1912	Steel.
Princess Alice..	289.0	46.0	17.0	1,903	3,099	500	500	Nil.	Nil.	Nil.	610	17½	Newcastle-on-Tyne.. . . .	1911	"

The "Princess Sophia" was wrecked on October 25, 1918.

SESSIONAL PAPER No. 10a

## TRAFFIC RETURNS.

Calendar Year.	No. of Round Trips run.	Number of Passengers Carried.			Tons of Freight Carried.		Live Stock.	Mails.		Subsidies Paid.
1907.....	.....	11,206			17,677		Not stated.	Not stated.		For all routes including Vancouver Island service. \$ 17,500 4,375
1908.....	.....	27,625			23,446		264	13,281		
		1st Class.	2nd Class.	3rd Class.	Tons W'ght	Tons Meas.		Lock Bags.	Tied Sacks	
1909.....		23,346	4,427	2,236	25,740	332	130	6,378	8,367	17,500
*1910 .....		10,052	1,846	680	12,536	55	591	3,524	4,119	12,500
1911.....		7,096	1,311	665	8,469	626	85	2,785	6,579	12,500
1912.....	39	10,948	1,216	404	5,315	3,238	900	6,227	5,238	12,500
1913.....	40	12,292	1,416	548	6,409	1,372	482	3,460	9,118	12,500
1914.....	40	12,788	827	811	11,483	349	925	6,665	6,377	12,500
1915.....	40	6,020	601	249	10,818	597	1,521	5,067	7,703	12,500
1916.....	42	7,638	440	199	13,506	180	1,239	3,361	14,207	12,500
1917.....	40	7,616	528	322	13,909	.....	779	4,240	9,347	12,500
1918.....	32½	In 3,020 Out 3,288	277 533	81 31	6,334 10,556	Nil. Nil.	105 53	2,199 2,297	3,004 5,191	11,263_03
		Total 6,308	810	112	16,890	Nil.	158	4,496	8,195	

\*The above figures show traffic carried over routes "A" and "B" during 1907, 1908, and 1909. From 1910 onwards only route "A" has been subsidized, which accounts for the apparent decrease in traffic.

## VICTORIA AND WEST COAST VANCOUVER ISLAND.

## CANADIAN PACIFIC RAILWAY COMPANY.

Contract No. 63.

T. &amp; C. File 21026.

Vote 150.—Steam Service between Victoria and West Coast Vancouver Island—

1918-19.. . . . .	\$5,000
1919-20.. . . . .	5,000

Contractors.—Canadian Pacific Railway Company, of Montreal, Que.

Date of Contract.—April 5, 1918.

Duration of Contract.—April 1, 1918, to March 31, 1919.

Service.—Four complete round trips each month from April to September, inclusive, viz.: two trips from Victoria to Clayoquot and way ports; one trip from Victoria to Quatsino including Clayoquot and way ports, and one trip from Victoria to Holberg including Quatsino, Clayoquot, and way ports. For the balance of the year, three complete round trips each month; one to Holberg and way ports, including Quatsino; one to Quatsino and way ports, and one to Clayoquot.

9 GEORGE V, A. 1919

*Ports of Call.*—Victoria, Port Renfrew, Carmanah, Clo-oose, Bamfield, Port Alberni, Sechart, Ucluelet, Clayoquot, Christie School, Ahousat, Hesquiot, Friendly Cove, Whaling Station, Kyuquot, Winter Harbour, Quatsino, and Holberg; and, if sufficient business offers, at Dodge's Cove, Uchucklesit, Port Hughes and Neuchatlitz.

*Speed Required.*—Not stated.

*Subsidy.*—\$5,000 per annum, payable quarterly in June, September, December and March.

*Mails.*—To be carried free.

DISTANCES.

	Knots.
Victoria to Port Renfrew. . . . .	54
Port Renfrew to Carmanah. . . . .	15
Carmanah to Cla-oose . . . . .	5
Cla-oose to Bamfield. . . . .	25
Bamfield to New Alberni. . . . .	34
New Alberni to Sechart. . . . .	34
Sechart to Ucluelet. . . . .	12
Ucluelet to Clayoquot. . . . .	26
Clayoquot to Christie's School. . . . .	3
Christie's School to Ahousaht. . . . .	9
Ahousaht to Hesquiot. . . . .	36
Hesquiot to Friendly Cove. . . . .	25
Friendly Cove to Whaling Station. . . . .	68
Whaling Station to Kyuquot. . . . .	11
Kyuquot to Winter Harbour. . . . .	45
Winter Harbour to Quatsino. . . . .	22
Quatsino to Holberg. . . . .	23
Total. . . . .	447

DESCRIPTION OF VESSELS EMPLOYED.

Name.	DIMENSIONS.			TONNAGE.			PASSENGER ACCOMMODATION.			Refrigerator Space.	N.H.P.	Speed.	BUILT.		
	Length.	Breadth.	Depth.	Net.	Gross.	Capacity.	1st Class.	2nd Class.	3rd Class.				At	In	Of
	Ft.	Ft.	Ft.												
Princess Maquinna	232	38	17	978	1777	800	500	Nil.	Nil.	Nil.	Nil.	12	Victoria, B.C.	1913	Steel.



SESSIONAL PAPER No. 10a

## TRAFFIC RETURNS.

Calendar Year.	No. of round trips run.	Passengers Carried.			Tons of Freight Carried.		Live Stock.	Mails.		Subsidy Paid.
1907.....			6,037		8,999		Not stated.	Not sta	ted...	Included in amount of \$17,500 paid under previous vote.
1908.....			5,606		10,480		151	745		
		1st Class.	2nd Class.	3rd Class.	Tons Weight.	Tons Meas.		Lock Bags.	Tied Sacks	Included in amount of \$4,375 paid under previous vote.
1909.....		3,173	1,318	305	5,837	5,887	63	1,064	972	Included in amount of \$17,500 paid under previous vote.
1910.....		4,692	1,017	595	4,257	6,367	62	1,379	998	
1911.....		3,788	348	776	7,072	1,012	67	1,212	734	3,750
1912.....	46	4,954	1,418	1,137	5,241	5,854	111	1,751	937	5,000
1913.....	43	5,173	3,534	Nil.	1,100	7,292	73	2,057	940	5,000
1914.....	43	4,123	2,469	615	6,806	1,739	62	2,479	1,101	5,000
1915.....	42	2,984	916	605	7,442	5,382	40	2,936	898	5,000
1916.....	42	3,275	1,343	Nil.	9,756	Nil.	20	2,231	1,817	5,000
1917.....	42	5,292	2,169	Nil.	11,636	Nil.	105	4,353	174	5,000
1918.....	36	In 3,393	727	137	6,858	Nil.	27	417	1,294	4,374 94
		Out 3,775	789	301	9,072	Nil.	124	885	2,642	
Total.		7,168	1,516	438	15,930	Nil.	151	1,302	3,936	

## VANCOUVER AND NORTHERN BRITISH COLUMBIA PORTS.

THE UNION STEAMSHIP CO. OF BRITISH COLUMBIA, LTD.

Contract No. 18.

T. &amp; C. File No. 21289.

Vote 151.—*Steam Service between Vancouver and Northern ports of British Columbia—*

1918-19.....	\$16,800
1919-20.....	16,800

Contractors.—The Union Steamship Company of British Columbia, Ltd., Vancouver, B.C.

Date of Contract.—June 11, 1918.

Duration of Contract.—April 1, 1918, to March 31, 1919.

Service and Ports of Call.—Regular sailings throughout the year from Vancouver to Anyox (Granby Bay), on Observatory Inlet, making—

(a) Two calls each way each week at Campbell River and Quathiasca Cove.

(b) One call each way each week at Alert Bay, Sointula, Port Hardy, Shushartie Bay, Namu, Bella Bella, Ocean Falls, Bella Coola, Swanson Bay, Butedale, Claxton, Prince Rupert, Port Simpson.

(c) One call each week at Wadhams, Takush Harbour, Hartley Bay, Oceanic, Inverness, Port Essington, Arrandale, Kincolith, Mill Bay, Anyox, Alice Arm, and weather permitting, at Suquash.

(d) One call one way every two weeks during summer and every four weeks during winter at Smith's Inlet.

(e) One call one way every four weeks at Kitimat.

(f) During the summer season one call one way each week at Calvert Island, China Hat, Lowe Inlet, Rivers Inlet and Schooner Passage, and every two weeks in winter.

(g) During the summer season only one call one way every two weeks at Kimsquit.

Under the present service to Bella Coola by the steamer making that place the terminal, one call per week suffices. If calls are made by the steamer operating through to Prince Rupert calls must be made each way each week.

Speed required.—Not stated.

Subsidy.—\$16,800 per annum, payable quarterly in July, October, January and April.

Mails.—To be carried free. The contractors further agree to carry the mails to and from all ports at which they call, whether such call be stipulated in the agreement or not.

Government Wharves.—Steamers must call whenever possible.

DISTANCES

			Miles.		Miles.	
Vancouver to Campbell River.....	101		Ocean Falls to Bella Bella.....	28		
Campbell River to Quathiasca Cove.....	2		Bella Bella to China Hat.....	39		
Quathiasca Cove to Alert Bay.....	81		China Hat to Swanson Bay.....	24		
Alert Bay to Sointula.....	5		Swanson Bay to Butedale.....	13		
Sointula to Suquash.....	9		Butedale to Hartley Bay.....	28		
Suquash to Port Hardy.....	12		Hartley Bay to Kitimat.....	40		
Port Hardy to Shushartie Bay.....	19		Hartley Bay to Lowe Inlet.....	21		
Shushartie Bay to Takush Harbour.....	39		Lowe Inlet to Claxton.....	41		
Takush Harbour to Smith's Inlet.....	12		Claxton to Port Essington.....	9		
Smith's Inlet to Wadham's.....	26		Port Essington to Inverness.....	12		
Wadham's to Rivers Inlet Cannery.....	14		Inverness to Oceanic.....	7		
Rivers Inlet Cannery to Schooner Passage .	13		Oceanic to Prince Rupert.....	14		
Schooner Passage to Safety Cove.....	15		Prince Rupert to Port Simpson.....	34		
Safety Cove to Namu.....	22		Port Simpson to Arrandale.....	32		
Namu to Bella Coola.....	59		Arrandale to Kincolith.....	2		
Bella Coola to Kimsquit.....	53		Kincolith to Mill Bay.....	5		
Kimsquit to Ocean Falls.....	57		Mill Bay to Anyox.....	33		


DESCRIPTION OF VESSELS EMPLOYED.

Name.	DIMENSIONS.			TONNAGE.			PASSENGER ACCOMMO- DATION.		Refrigerator space.	N. H. P.	Speed.	BUILT.		
	Length.	Breadth.	Depth.	Net.	Gross.	Capacity.	1st Class.	2nd Class.				At	In	Of
Chelohsin...	Ft. 175.5	Ft. 35.1	Ft. 15.7	597	1,133	460	Nil.	Nil.	Nil.	131	13	Dublin.....	1911	Steel.
Venture.....	180.4	32.0	17.0	580	1,011	560	70	200	Nil.	171	12	Glasgow .....	1910	"
Coquitlam...	120	22.2	9.6	166	256	357	Nil.	Nil.	Nil.	28	7½	Vancouver.....	1891	"
Camosun. . .	192.7	35.2	14.9	794	1,369	713	150	200	Nil.	224	14	Paisley.....	1905	"
Cowichan. . .	157.1	32.1	13.5	520	962	.....	.....	.....	Nil.	151	.....	Ayr.....	1903	"

SESSIONAL PAPER No. 10a


## TRAFFIC RETURNS.

Calendar Year.	No. of Round Trips.	Passen- gers Carried.	TONS OF FREIGHT CARRIED.		Live Stock.	MAILS.		Subsidy Paid.
			Weight.	Measure- ment.		Lock Bags.	Tied Sacks.	
Apr. 1 to Dec. 31, 1912.....	217	19,600	26,451	11,157	928	7,472	Nil.	\$ 7,500
1913.....	189	19,328	99,106	45,433	791	8,042	2,828	15,100
1914.....	209	21,167	31,291	10,600	518	17,256	Nil.	16,800
1915.....	189	15,126	30,627	8,541	602	13,831	Nil.	16,800
1916.....	241	21,424	34,550	14,738	362	16,964	Nil.	16,800
1917.....	236	23,453	31,011	13,511	309	19,526	Nil.	16,800
1918.....	268	In. 12,929 Out 17,525	21,391 18,725	2,425 14,466	71 159	8,508 12,489	22 78	16,800
	Total ....	30,454	40,116	16,891	230	20,997	100	





## LOCAL SERVICES.



BADDECK AND IONA.

THE BADDECK STEAMSHIP COMPANY, LIMITED.

Contract No. 25.  
T. & C. File 21160.

Vote 152.—Steam Service between Baddeck and Iona—

1918-19. . . . .	\$5,825
1919-20. . . . .	5,825

Contractors.—The Baddeck Steamship Company, Ltd., of Baddeck, N.S.

Contract Dated.—May 1, 1918.

Duration of Contract.—April 1, 1918, to March 31, 1919.

Service.—Two full round trips daily, during open navigation.

Ports of Call.—Baddeck, Iona and McKay's Point; calling at Kempt Head on the Western end of Boularderie Island on trips from Baddeck to Grand Narrows; such calls to be made only on those days on which the steamer *Marion* makes her west-bound trip from Sydney to Whycomagh; and calling at Grand Narrows whenever there is a reasonable amount of freight to take on or put off at that place.

Government Wharves.—Steamer must call whenever possible.

Subsidy.—\$5,825 per annum, payable quarterly, in July, October, January and April.

Mails.—To be carried free.

DISTANCES.

	Miles.
Baddeck to Iona. . . . .	12
" Grand Narrows. . . . .	20
" McKay's Point. . . . .	10
" Kempt Head. . . . .	5
Distance between terminal points. . . . .	20

DESCRIPTION OF VESSEL EMPLOYED.

NAME.	DIMENSIONS.			TONNAGE.			Passenger Accommodation.	N. H. P.	Speed—Knots.	BUILT		
	Length.	Breadth.	Depth.	Net.	Gross.	Capacity.				At	In	Of
	Ft	Ft.	Ft.									
Blue Hill.....	135	18	7	92	195	.....	500	38	12	East Boston, U.S.A.	1887	Wood

TRAFFIC RETURNS.

Calendar Year.	No. of Round Trips run.	Passengers Carried.	Freight Carried.	Live Stock.	MAILS.		Subsidy Paid.
					Lock	Bags. Tied Sacks.	
1907.....		4,377	1,240	Not stated.	Not stated.	Not stated.	\$ cts. 5,825 00
1908.....	621	5,147	784	112	2,270	2,680	5,450 00
1909.....	496	5,680	948	101	2,850	2,775	5,825 00
1910.....	470	4,895	902	249	3,101	3,006	5,825 00
1911.....	640	4,311	689	120	2,522	2,939	5,825 00
1912.....	480	3,048	573	74	2,892	3,377	5,825 00
1913.....	534	4,754	873	86	3,173	3,938	5,825 00
1914.....	500	4,468	782	98	3,227	4,801	5,825 00
1915.....	598	4,156	824	54	3,065	4,200	5,728 32
1916.....	510	3,463	789	—	3,034	4,986	5,750 64
1917.....	477	4,380	1,015	—	2,854	5,419	5,825 00
1918.....	453	In 1,683	652	Nil.	1,665	4,538	5,825 00
		Out 1,735	131	Nil.	1,334	121	
Total.		3,418	783	Nil.	2,999	4,659	

From 1907 to 1915, inclusive, and during the quarter ended March 31, 1916, the service was performed by the Victoria Steamship Co., of Baddeck, N.S., and their proportion of the subsidy shown above for 1916 was \$1,475.

CHARLOTTETOWN, VICTORIA AND HOLLIDAY'S WHARF.

Contract No. 74.  
T. & C. File 17667.

Vote 153.—*Steam Service between Charlottetown, Victoria and Holliday's Wharf—*

1918-19.. . . . .	\$2,500
1919-20.. . . . .	2,500

No contract was entered into and no service was performed on this route during 1918. During 1917 a semi-weekly service was performed by the steamer *Harland*, operated by the Island Tug Company.

FROUDE'S POINT AND LOCKEPORT, N.S.

MUNICIPAL CORPORATION OF THE TOWN OF LOCKEPORT, N.S.

Contract No. 22.  
T. & C. File No. 21015.

Vote 154.—*Steam Service between Froude's Point and Lockeport, N.S.—*

1918-19.. . . . .	\$600
1919-20.. . . . .	600

*Contractors.*—The Municipal Corporation of the town of Lockeport, N.S.

*Contract Dated.*—April 3, 1918.

*Duration of Contract.*—April 1, 1918, to March 31, 1919.

*Service.*—Not less than twelve round trips each week, all the year round.



SESSIONAL PAPER No. 10a

*Ports of Call.*—Lockeport, Rockland and Froude's Point, N.S.*Government Wharves.*—Steamer must call whenever possible.*Subsidy.*—\$600 per annum; \$300 payable on October 1, and balance upon the completion of the service.*Mails.*—To be carried free.

## DISTANCES.

	Miles.
Lockeport to Rockland.....	23
Rockland to Froude's Point.....	1½
Total.....	4

## DESCRIPTION OF VESSEL EMPLOYED.

NAME.	DIMENSIONS.			TONNAGE.		Passenger Accommodation.	N. H. P.	Speed, Knots.	BUILT.		
	Length.	Breadth.	Depth.	Net.	Gross.				At.	In.	Of.
D. D. Mann.....	Ft. 73	Ft. 21.5	Ft. 4.25	83	130	40	13	9	Shelburne, N.S.	1907	Wood.

## TRAFFIC RETURNS.

Calendar Year.	No. of Round Trips Run.	Number of Passengers Carried.	Tons of Freight Carried.	Live Stock.	MAILS.		Subsidy Paid.
					Lock Bags.	Tied Sacks.	
1908.....	875	6,625	1,170	Nil.	3,768	1,800	\$ cts. 600 00
1909.....	885	6,471	1,715	Nil.	4,300	1,680	636 66
1910.....	780	6,629	2,140	Nil.	4,880	1,690	600 00
1911.....	790	6,966	1,770	Nil.	4,880	1,380	600 00
1912.....	790	6,795	2,857	Nil.	4,880	1,380	600 00
1913.....	790	8,014	4,764	Nil.	4,880	1,380	600 00
1914.....	790	7,912	5,031	Nil.	4,880	1,380	600 00
1915.....	790	6,381	6,301	Nil.	4,880	1,380	600 00
1916.....	790	5,718	6,505	Nil.	4,880	1,380	600 00
1917.....	550	3,401	6,843	Nil.	4,880	1,380	600 00
1918.....	630	In 830	2,804	Nil.	2,440	690	} 600 00
		Out 742	2,476	Nil.	2,440	690	
		Total. 1,572	5,280	Nil.	4,880	1,380	

## GRAND MANAN AND THE MAINLAND.

## GRAND MANAN STEAMBOAT COMPANY.

Contract No. 14.

T. &amp; C. File No. 2123S.

*Vote 155.—Steam Service between Grand Manan and the Mainland—*

1918-19.. . . . .	\$10,000
1919-20.. . . . .	10,000

*Contractors.*—The Grand Manan Steamboat Company, of Grand Manan, N.B.*Date of Contract.*—May 27, 1918.*Duration of Contract.*—April 1, 1918, to March 31, 1919.*Service and Ports of Call.*—From June to September, inclusive:—

(a) One trip each week between Grand Manan and St. Andrew's, calling both ways at Campobello and Eastport, Maine.

(b) One trip each week between Grand Manan and St. John, *via* and calling both ways at Campobello and Eastport.

(c) One round trip each week between Grand Manan and St. John direct.

(d) One trip each week between Grand Manan and St. Stephen, calling both ways at Campobello, Eastport and St. Andrews.

And during the remaining eight months of the year:—

(e) One trip each week between Grand Manan and St. Stephen, calling both ways at Campobello, Eastport and St. Andrew's.

(f) One trip each week between Grand Manan and St. John, calling both ways at Campobello and Eastport.

(g) One trip each week between Grand Manan and St. Andrew's, calling both ways at Campobello and Eastport.

*Subsidy.*—\$10,000 per annum, payable quarterly in July, October, January and April.*Mails.*—To be carried free.*Government Wharves.*—Steamers must call at Government Wharves whenever possible.

## DISTANCES.

	Miles.
Grand Manan to Campobello.. . . . .	15
Campobello to Eastport.. . . . .	3
Eastport to St. John.. . . . .	45
Eastport to St. Andrew's.. . . . .	12
St. Andrew's to St. Stephen.. . . . .	18
St. John to Grand Manan.. . . . .	45
St. Stephen to Grand Manan.. . . . .	48
St. Andrew's to Grand Manan.. . . . .	39

SESSIONAL PAPER No. 10a

## DESCRIPTION OF STEAMER EMPLOYED.

NAME.	DIMENSIONS.			TONNAGE.			Passenger Accommodation.	N. H. P.	Speed—Knots.	BUILT.		
	Length.	Breadth.	Depth.	Net.	Gross.	Capacity.				At	In	Of
	Ft.	Ft.	Ft.									
Grand Manan.....	130	26	11	180	363	250	350	32	12	Liverpool, N.S.	1911	Wood

## TRAFFIC RETURNS.

Calendar Year.	No. of Round Trips Run.	No. of Passengers Carried.	Tons Freight Carried.	Live Stock.	MAILS.		Subsidy Paid.
					Lock Bags.	Tied Sacks.	
1907.....	138	6,524	4,407	Not stated.	Not	stated.	\$ 5,000 00
1908.....	174	6,168	4,016	33	1,561	2,553	5,000 00
1909.....	173	6,961	3,749	Not stated.	1,389	1,960	6,500 00
1910.....	174	6,919	3,636	37	1,581	2,359	7,000 00
1911.....	189	6,057	3,909	31	2,146	2,017	7,000 00
1912.....	174	7,707	4,660	25	2,295	2,000	9,250 00
1913.....	171½	7,509	4,010	152	1,815	1,914	9,903 85
1914.....	172½	6,525	3,927	54	1,633	2,215	10,000 00
1915.....	176½	6,416	4,589	26	1,775	2,587	10,000 00
1916.....	174	6,977	5,427	34	1,952	2,859	10,000 00
1917.....	173	6,473	4,607	41	1,805	3,089	10,000 00
1918.....	163½	In... 2,376	4,789	13	905	2,962	10,000 00
		Out. 3,230	Nil.	8	1,775	531	
		Total 5,606	4,789	21	2,680	3,493	

## HALIFAX, CANSO AND GUYSBOROUGH.

HALIFAX AND CANSO STEAMSHIP Co., LTD.

Contract No. 30.

T. &amp; C. File No. 21103.

*Vote 156.—Steam Service between Halifax, Canso and Guysborough—*

1918-19.. . . . .	\$5,000
1919-20.. . . . .	5,000

*Contractors.*—The Halifax and Canso Steamship Co., Ltd., of Halifax, N.S.*Date of Contract.*—April 20, 1918.*Duration of Contract.*—April 1, 1918, to March 31, 1919.*Service.*—Weekly, all the year round, between Halifax and Guysborough.*Ports of Call.*—Calling on all voyages each way at Canso, Whitehead, Drumhead, Isaac's Harbour, Goldboro, Port Beckerton and Port Hilford; and calling on all out-

9 GEORGE V, A. 1919

ward voyages at Half Island Cove and Queensport; calling fortnightly during open navigation on outward voyages at Country Harbour and Boylston; and during the months of January and February at Port Dufferin and Moser's River.

From January 15 to March 31 a fortnightly call only need be made at Guysborough, Queensport and Half Island Cove.

*Capacity of Steamer.*—The steamer employed is guaranteed to have a cargo capacity equal to 2,500 barrels, with passenger accommodation for 40 passengers, electric lighted throughout and fitted with adequate refrigeration for the carriage of fresh fish.

*Laying off Steamer.*—The steamer may lay off for refitting two trips in each year, at such time or times as will least interfere with the requirements of the service.

*Government Wharves.*—The steamer must call whenever possible.

*Subsidy.*—\$5,000 per annum, payable quarterly in July, October, January and on the completion of the service.

*Mails.*—To be carried free.

DISTANCES.

	Miles.
Halifax to Port Hilford . . . . .	89
Port Hilford to Beckerton . . . . .	10
Beckerton to Isaac's Harbour . . . . .	16
Isaac's Harbour to Whitehead . . . . .	35
Whitehead to Canso . . . . .	17
Canso to Queensport . . . . .	12
Queensport to Guysborough . . . . .	13
Total . . . . .	192

DESCRIPTION OF VESSEL EMPLOYED.

NAME.	DIMENSIONS.			TONNAGE.			Passenger Accommodation.	N.H.P.	Speed—Knots.	BUILT.		
	Length.	Breadth.	Depth.	Net.	Gross.	Capacity.				At.	In.	Of.
	Ft.	Ft.	Ft.									
Scotia . . . . .	137	27	9.5	268	376	2,000 brls.	100	53	10	Mahone N.S..	1907	Wood



SESSIONAL PAPER No. 10a

## TRAFFIC RETURNS.

Calendar Year.	No. of Round Trips run.	Number of Passengers Carried.	Tons of Freight Carried.	Live Stock.	Mails.	Subsidy Paid.
1907.....	51	624	5,547	Not given.	Nil.	\$4,000
1908.....	52	1,779	{ 9,478 weight. 14,818 meas.	52	Nil.	4,000
1909.....	50	1,691	{ 8,301 weight. 12,452 meas.	61	Nil.	4,000
1910.....	52	1,487	20,955	30	Nil.	4,000
1911.....	49	1,481	21,177	25	Nil.	4,000
1912.....	49	1,344	21,369	25	Nil.	4,000
1913.....	51	2,518	22,222	68	Nil.	4,750
1914.....	51	2,377	22,731	30	Nil.	5,000
1915.....	51	2,247	25,098	Nil.	Nil.	5,000
1916.....	50	2,475	19,862	Nil.	Nil.	5,000
1917.....	51	2,443	25,481	21	—	5,000
1918.....	48	{ In 968 Out 1,200	{ 6,505 17,364	{ Nil. Nil.	{ Nil. Nil.	{ 5,000
Total.....		2,168	23,869	Nil.	Nil.	

HALIFAX AND NEWFOUNDLAND *via* CAPE BRETON PORTS.

Contract No. 11.

T. &amp; C. File No. 17546.

*Vote 157.—Steam Service between Halifax and Newfoundland via Cape Breton ports—*

1918-19.. . . . .	\$10,000
1919-20.. . . . .	10,000

No contract was entered into for this service for 1918. During 1917 thirteen round trips were performed by J. A. Farquhar & Co., with the steamer *Seal*. In 1918 J. A. Farquhar & Co. ran nine trips on this route with the *Scotsburn*, and four with the *Sable I*. Under Order in Council of February 14, 1919, they received a subsidy of \$8,000.

## HALIFAX AND LAHAVE RIVER PORTS.

THE HALIFAX AND LAHAVE STEAM PACKET CO., LIMITED.

(AND LAHAVE STEAMSHIP CO., LIMITED.)

Contract No. 67.

T. &amp; C. File No. 17628.

*Vote 158.—Steam Service between Halifax, Mahone Bay, Tancook Island, and LaHave River Ports—*

1918-19.. . . . .	\$4,000
1919-20.. . . . .	4,000

*Contractors.*—The Halifax and LaHave Steam Packet Co., Ltd., Halifax, N.S.*Date of Contract.*—April 23, 1917.

*Duration of Contract.*—Opening of navigation, 1917, to March 31, 1918. This contract has not been renewed. A partial service was, however, performed during 1918 by the LaHave Steamship Co. of LaHave, N.S., for which subsidy was paid under Order in Council of February 6, 1919, at the same rate per trip as was paid under the previous contract. \$1,095.26 was paid for twenty-three round trips.

9 GEORGE V, A. 1919

*Service and Ports of Call.*—(a) Leaving Halifax every Wednesday morning, calling at Tancook, Blandford, Indian Point, Mahone Bay, LaHave and Riverport, and returning direct to Halifax from LaHave and Riverport every Thursday morning.

(b) Leaving Halifax every Saturday morning, calling at LaHave, Riverport, Park's Creek, West LaHave Ferry, Conquerall Bank and Dayspring, and returning to Halifax every Monday, calling at LaHave and Blandford, and also at Tancook.

(c) During the winter months, when Mahone Bay and the LaHave River are frozen over, calls at Mahone Bay, West LaHave, Park's Creek, Conquerall Bank and Dayspring may be omitted.

(d) During the months of January and February one round trip only each week is required, including a call each way at all the ports mentioned above in clauses (a) and (b), provided that calls at any of the said ports may be omitted if ice conditions prevent their being made.

*Government Wharves.*—Steamers must call whenever possible.

*Subsidy.*—\$4,000 per annum, payable in quarterly instalments on the last days of June, September, December and March.

*Mails.*—To be carried free.

*Withdrawal of steamer for repairs.*—The steamer may be withdrawn from the service for a total period of fourteen days, if required, for necessary repairs.

DISTANCES.										Miles.
Halifax to Tancook.....										42
" Mahone Bay.....										52
" LaHave.....										52
" Riverport.....										52
" West LaHave.....										56
" Conquerall Bank.....										60

#### DESCRIPTION OF VESSEL EMPLOYED.

Name.	DIMENSIONS.			TONNAGE.			Passenger Accommodation.	N.H.P.	Speed.	BUILT.		
	Length.	Breadth.	Depth.	Net.	Gross.	Capacity.				At	In	Of
	Feet.	Feet.	Feet.						Knots			
LaHave.....	96	17.4	7.6	60	88	90	Nil.	18	8½	Pocomoke U.S.A.	1904	Wood
Tussle.....	83.2	20.5	9.8	67	151	Nil.	25	28	10	Lunenburg, N.S.	1915	Wood.

#### TRAFFIC RETURNS.

Calendar Year.	Number of Round Trips Run.	Number of Passengers Carried.	Tons of Freight Carried.	Live Stock.	Bags Mail.	Subsidy Paid.
						\$ cts.
1911.....	37	247	2,270	Nil.	Nil.	750 00
1912.....	43	410	360	12	Nil.	3,147 73
1913.....	88	526	5,900	Nil.	Nil.	3,153 85
1914.....	68½	Nil.	4,294	Nil.	Nil.	2,815 00
1915.....	76½	134	4,820	Nil.	Nil.	3,000 77
1916.....	83½	682	5,287	6	Nil.	3,639 60
1917.....	72	885	7,310	Nil.	Nil.	4,513 57
1918 .....	23	{ In... 230 Out...138	460 1,840	Nil. Nil.	Nil. Nil.	1,095 26
	Total.....	368	2,300	Nil.	Nil.	

## SESSIONAL PAPER No. 10a

During 1911 a service was performed between Mahone Bay and Tancook Island only. In April and May, 1912, the service was extended to Halifax, and on June 1, 1912, to LaHave River ports. From 1911 to 1913 inclusive the service was performed by the estate of the late Abraham Ernst, with the steamer *Kinburn*.

## HALIFAX, SPRY BAY AND CAPE BRETON PORTS.

## HALIFAX AND SHEET HARBOUR STEAMSHIP COMPANY, LTD.

Contract No. 55.

T. & C. File No. 21215.

*Vote 159.—Steam Service between Halifax and Spry Bay and ports in Cape Breton—*

1918-19.. . . . .	\$4,000
1919-20.. . . . .	4,000

*Contractors.*—Halifax and Sheet Harbour Steamship Company, Ltd., 234-246 Hollis Street, Halifax, N.S.

*Date of Contract.*—May 17, 1918.

*Duration of Contract.*—April 1, 1918, to March 31, 1919.

*Service.*—Weekly, all the year round.

*Ports of Call.*—Halifax, Jeddore, Owl's Head, Tangier, Pope's Harbour, Ship Harbour, Sheet Harbour, Sober Island, Spry Bay, St. Peter's, Marble Mountain, Arichat, West Arichat, Poulamond and L'Ardoise; as well as such other ports or places between the above terminal ports as may be required by the Minister.

(a) The call at Pope's Harbour is at the discretion of the contractors.

(b) The call at L'Ardoise may be omitted in January, February and March.

(c) During the month of February the contractors have the option of omitting calls at St. Peter's, Marble Mountain, Arichat, West Arichat and Poulamond.

*Subsidy.*—\$4,000 per annum, payable in four equal instalments in July, October, January and April.

*Government Wharves.*—Steamer must call whenever possible.

*Time for repairs.*—Three weeks are allowed during the year for government inspection and annual overhauling.

*Mails.*—To be carried free.

## DISTANCES.

	Miles.
Halifax to Jeddore.. . . . .	55
Jeddore to Owl's Head.. . . . .	15
Owl's Head to Tangier.. . . . .	10
Tangier to Pope's Harbour.. . . . .	10
Pope's Harbour to Ship Harbour.. . . . .	10
Ship Harbour to Sheet Harbour.. . . . .	20
Sheet Harbour to Sober Island.. . . . .	20
Total.. . . . .	120

9 GEORGE V, A. 1919

## DESCRIPTION OF VESSEL EMPLOYED.

Name.	DIMENSIONS.			TONNAGE.			Passenger Accommodation.	N.H.P.	Speed.	BUILT.		
	Length.	Breadth.	Depth.	Net.	Gross.	Capacity.				At	In	Of
	Feet.	Feet.	Feet.						Knots			
Margaret.....	92	19	9	100	195	175	90	27	10½	Sheet H'bour.	1907	Wood

## TRAFFIC RETURNS.

Calendar Year.	No. of Round trips run.	Number of Passengers Carried.	Tons of Freight Carried.	Live Stock.	Mails.	Subsidy paid.
						\$ cts.
1907.....	50	2,186	4,500	Nil.	Nil.	1,250 00
1908.....	52	1,935	3,470	Nil.	Nil.	2,500 09
1909.....	51	2,226	3,710	Nil.	Nil.	2,500 00
1910.....	52	2,774	2,975	Nil.	Nil.	2,500 00
1911.....	48	2,911	4,695	Nil.	Nil.	2,307 69
1912.....	52	3,138	7,380	Nil.	Nil.	2,500 00
1913.....	50	3,244	7,430	Nil.	Nil.	2,153 84
1914.....	50	2,572	7,700	Nil.	Nil.	3,000 00
1915.....	50	2,630	7,535	Nil.	Nil.	4,000 00
1916.....	45	2,207	9,180	Nil.	Nil.	3,603 03
1917.....	45	1,522	7,155	Nil.	Nil.	3,750 25
1918.....	41	{ In.... 610 Out... 491	{ 3,250 2,460	{ Nil. 100	{ Nil. Nil.	{ 3,767 92
		Total. 1,101	5,740	100	Nil.	

## HALIFAX, SOUTH CAPE BRETON AND BRAS D'OR LAKE PORTS.

THE PROVINCIAL STEAMSHIP CO., LTD.

Contract No. 66.

T. &amp; C. File No. 17708.

Vote 160.—Steam service between Halifax, South Cape Breton and Bras d'Or Lake Ports—

1918-19.....	\$6,000
1919-20.....	6,000

Contractors.—The Provincial Steamship Company, Ltd., Halifax, N.S.

Date of Contract.—July 3, 1918.

Duration of Contract.—From the opening to the close of navigation in 1918.

Service and Ports of Call.—One round trip every 10 days from Halifax to Sydney through the Bras d'Or Lakes, calling at St. Peter's, Grand Narrows, Iona and Bad-



## SESSIONAL PAPER No. 10a

deck; returning from Sydney to Halifax calling each trip at North Sydney, Glace Bay, Port Morien, Mainadieu, Louisburg and Gabarouse, and making not more than 21 round trips during the season.

The last two trips of the season are to be made from Halifax to Gabarouse, Louisburg, Mainadieu, Port Morien, Glace Bay, North Sydney, Sydney, Baddeck, Grand Narrows, Iona and St. Peter's.

Four trips are to be made during the season to East Bay, calling each way at Johnston's Harbour, Irish Cove, Big Pond and Castle Bay.

The calls at Mainadieu are to be conditional upon the weather permitting. Calls at Glace Bay shall not be made unless, in the opinion of the Minister, it is safe for the steamer *Mahone* to call at this port.

*Government Wharves.*—Steamer must call whenever possible.

*Subsidy.*—\$6,000 per annum, payable in July, September, November and at the close of navigation; at the rate of \$285.71 for each round trip.

*Mails.*—To be carried free.

## DISTANCES.

	Miles.
Halifax to St. Peter's.. . . .	145
St. Peter's to Grand Narrows.. . . .	20
Grand Narrows to Iona.. . . .	1
Iona to Baddeck.. . . .	10
Baddeck to Pt. Bevis.. . . .	9
Pt. Bevis to Boularderie.. . . .	3
Boularderie to Boularderie Centre.. . . .	5
Boularderie Centre to Big Bras d'Or.. . . .	6
Big Bras d'Or to New Campbellton.. . . .	1
New Campbellton to North Sydney.. . . .	15
North Sydney to Sydney.. . . .	5
Sydney to Glace Bay.. . . .	21
Glace Bay to Port Morien.. . . .	15
Port Morien to Mainadieu.. . . .	14
Mainadieu to Louisburg.. . . .	16
Louisburg to Gabarous.. . . .	14
<b>Total.. . . .</b>	<b>300</b>

## DESCRIPTION OF VESSEL EMPLOYED.

Name.	DIMENSIONS.			TONNAGE.			PASSENGER ACCOMMO- DATION.		N.H. P.	Speed	BUILT.		
	Length.	Breadth.	Depth.	Net.	Gross.	Capacity.					At	In	Of
	Ft.	Ft.	Ft.							Knots			
Mahone.....	86	19.8	10.5	79	127	75	40		24	11	Mahone Bay, N.S.	1904	Wood

9 GEORGE V, A. 1919

TRAFFIC RETURNS.

Calendar Year.	No. of Round trips run.	Number of Passengers Carried.	Tons of Freight Carried.	Live Stock.	Bags Mail.	Subsidy paid.
						\$ cts.
1911.....	25	148	7,556	Nil.	Nil.	3,800 00
1912.....	21	21	4,985	Nil.	Nil.	3,200 00
1913.....	21	7	4,930	Nil.	Nil.	3,500 00
1914.....	19	6	4,603	Nil.	Nil.	3,333 33
1915.....	14	Nil.	4,290	Nil.	Nil.	2,666 66
1916.....	15	Nil.	3,770	Nil.	Nil.	5,625 00
1917.....	15	57	4,270	Nil.	Nil.	5,625 00
1918.....	14	{ In Nil. Out Nil.	{ 685 1,637	{ Nil. Nil.	{ Nil. Nil.	{ 3,999 94
		Total Nil.	2,342	Nil.	Nil.	

HALIFAX AND WEST COAST CAPE BRETON.

THE HALIFAX AND INVERNESS STEAMSHIP CO., LTD.

Contract No. 70.

T. & C. File No. 21155.

Vote 161.—*Steam Service between Halifax and West Coast of Cape Breton, calling at way ports—*

1918-19.. . . . .	\$4,000
1919-20.. . . . .	4,000

*Contractors.*—The Halifax and Inverness S.S. Co. Ltd., of Halifax, N.S.

*Date of Contract.*—April 29, 1918.

*Duration of Contract.*—From the opening to the close of navigation in 1918.

*Service.*—Weekly.

*Ports of Call.*—Halifax, Port Mulgrave, Port Hawkesbury, Port Hastings, Port Hood, Mabou, Margaree, Grand Etang, Cheticamp, and Eastern Harbour, calling once every two weeks at Havre au Bouche, Cape George and Pleasant Bay, and calling at Inverness, Broadcove Marsh and Margaree Island whenever there is a reasonable quantity of freight or number of passengers to be landed or embarked, weather permitting.

*Government Wharves.*—Steamer must call whenever possible.

*Subsidy.*—\$4,000 per annum, payable in instalments of \$2,000 on July 1 and on completion of the service.

*Mails.*—To be carried free.

SESSIONAL PAPER No. 10a

## DISTANCES.

	Miles.
Halifax to Mulgrave. . . . .	150
Mulgrave to Hawkesbury. . . . .	1
Hawkesbury to Hastings. . . . .	3
Hastings to Havre au Bouche. . . . .	7
Havre au Bouche to Port Hood. . . . .	20
Port Hood to Mabou. . . . .	10
Mabou to Margaree. . . . .	31
Margaree to Grand Etang. . . . .	8
Grand Etang to Eastern Harbour. . . . .	9
Eastern Harbour to Pleasant Bay. . . . .	15
Total. . . . .	254

## DESCRIPTION OF VESSEL EMPLOYED.

Name.	DIMENSIONS.			TONNAGE.			Passenger Accommodation.	N. H. P.	Speed, Knots.	BUILT.		
	Length.	Breadth.	Depth.	Net.	Gross.	Capacity.				At	In	Of
Strathlorne. . . . .	116	20-2	9	81	135	180	40	24	9	Mahone...	1909	Wood

## TRAFFIC RETURNS.

Calendar Year.	No. of Round trips run.	Number of Passengers Carried.	Tons of Freight Carried.	Live Stock.	Bags Mail.	Subsidy paid.
						\$ cts.
1911. . . . .	30	35	7,864	Nil.	Nil.	1,714 2)
1912. . . . .	27	8	6,580	Nil.	Nil.	1,444 44
1913. . . . .	27	Nil.	5,120	Nil.	Nil.	1,500 00
1914. . . . .	27	Nil.	4,662	Nil.	Nil.	3,058 82
1915. . . . .	27	3	3,782	Nil.	Nil.	3,000 00
1916. . . . .	25	Nil.	6,079	Nil.	Nil.	2,941 18
1917. . . . .	27	108	7,150	Nil.	Nil.	4,000 00
1918. . . . .	27	{ In. . . . 32 Out. . . . 32	{ 2,190 2,770	{ Nil.	{ Nil.	4,000 00
		Total 64	4,960			

## HALIFAX AND SHERBROOKE.

W. J. MURDOCH.

Contract No. 29.

T. &amp; C. File No. 21029.

Vote 162—Steam Service between Halifax and Sherbrooke—

1918-19. . . . .	\$2,000
1919-20. . . . .	2,000

Contractor.—W. J. Murdoch, of Sherbrooke, N.S.

Date of Contract.—April 5, 1918.

Duration of Contract.—April 1, 1918, to March 31, 1919.

Service.—Weekly.

Ports of Call.—Halifax, Port Dufferin, Moser River, Ecum Secum, Marie Joseph, Liscomb, Sonora and Sherbrooke. Calls at any of these ports may be omitted when ice conditions prevent their being made.

Government Wharves.—Steamer must call whenever possible.

Subsidy.—\$2,000 per annum; \$1,000 being payable on October 1, and the remainder on the completion of the service.

Mails.—To be carried free.

DISTANCES.

	Miles.
Halifax to Port Dufferin . . . . .	63
" Moser River . . . . .	74
" Ecum Secum . . . . .	80
" Marie Joseph . . . . .	85
" Liscomb . . . . .	94
" Sonora . . . . .	103
" Sherbrooke . . . . .	110

DESCRIPTION OF VESSEL EMPLOYED.

Name.	DIMENSIONS.			TONNAGE.			PASSENGER AC OMMO- DATION.		N.H.P.	Speed.	BUILT.		
	Length	Breadth.	Depth.	Net.	Gross.	Capacity.	1st Class.	2nd Class.			At	In	Of
	Ft.	Ft.	Ft.							K ots			
Dufferin.....	108	25	8.6	99	210	.....	35	15	42	9	Shel- burne, N.S.	1905	Wood

TRAFFIC RETURNS.

Calendar Year.	No. of Round Trips run.	Number of Passengers Carried.	Tons of Freight Carried.	Live Stock.	Bags Mail.	Subsidy paid
1913.....	9	2,836	1,500	Nil.	Nil.	\$ cts. 1,000 00
1914.....	45	2,899	3,005	Nil.	Nil.	2,000 00
1915.....	45	2,917	5,350	35	Nil.	2,000 00
1916.....	43	3,092	4,370	42	Nil.	2,000 00
1917.....	45	2,877	4,500	35	Nil.	2,000 00
1918.....	43	{ In 1,272 Out 1,285	{ 2,250 2,600	{ 20 10	{ Nil. Nil.	{ 2,000 00
	Total .....	2,557	4,859	30	Nil.	



SESSIONAL PAPER No. 10a

## MAINLAND AND MAGDALEN ISLANDS.

J. A. FARQUHAR &amp; Co., LTD.

Contract No. 12.

T. &amp; C. File No. 21059.

*Note.*—*Steam Service from the opening to the closing of navigation in 1919 between the mainland and the Magdalen Islands—*

1918-19.. . . . .	\$18,000
1919-20.. . . . .	No subsidy voted.

*Contractor.*—J. A. Farquhar & Co., Ltd.

*Date of Contract.*—April 13, 1918.

*Duration of Contract.*—For the season of navigation, 1918.

*Service.*—Semi-weekly until the closing of navigation at Pictou each year, making one full round trip per week between Pictou and the islands, and one full round trip a week between Souris and the islands. From such closing of navigation the service shall be continued from some port in Cape Breton to such port or ports in the Magdalen Islands as the Minister may approve, until the closing of navigation at the Magdalen Islands. Calls at Grand Entry need not be made after the end of September in each year.

*Ports of Call.*—Pictou, Souris, Amherst Island, Point Basse and Grindstone Island, calling at Etang du Nord and Grand Entry once each week; such weekly calls to be made on alternate trips; calling once each month during June, July, August and September at Bryan Island. Whenever the weather will not permit of the landing of mails and cargo at Etang du Nord, the mails for House Harbour and Etang du Nord shall be landed at Grindstone Island, and the steamer shall remain there long enough to allow such mails to be carried to House Harbour and Etang du Nord and return; and in case the steamer is prevented from landing mails and cargo at Etang du Nord by reason of heavy weather, she shall call there on the following trip. Calls shall also be made at such other ports or places enroute as the Minister may from time to time direct.

*Government Wharves.*—Steamer must call whenever possible.

*Subsidy.*—\$18,000 per annum, payable in July and October, and on the close of navigation.

*Mails.*—To be carried free.

## DISTANCES.

	Miles.
Pictou to Souris.. . . . .	50
Souris to Etang du Nord.. . . . .	76
Etang du Nord to Amherst.. . . . .	33
Amherst to Grindstone.. . . . .	9
Grindstone to Pointe Basse.. . . . .	4
Pointe Basse to Grand Entry.. . . . .	15
	<hr/>
	187
Etang du Nord to Bryan Island.. . . . .	50

DESCRIPTION OF VESSEL EMPLOYED.

Name.	DIMENSIONS.			TONNAGE.			Passenger Accommodation.	N. H. P.	Speed.	BUILT.		
	Length.	Breadth.	Depth.	Net.	Gross.	Capacity.				At	In	Of
	Ft.	Ft.	Ft.						Knots			
Enterprise .....	108	25	8·6	98	211	100	100	42	11	Shelburne, N.S.	1907	Wood.

TRAFFIC RETURNS.

Calendar Year	No. of Round Trips Run.	Number of Passengers Carried.	Tons of Freight Carried.	Live Stock.	MAILS.		Subsidy paid.
					Lock Bags.	Tied Sacks.	
							\$ cts.
1907.....	58	880	5,900	Not given.	Not given.		15,000 00
1908.....	61	1,357	4,472	18	2,952	Nil.	15,000 00
1909.....	62	1,168	1,419	944	3,027	169	12,000 00
1910.....	70	1,394	6,048	1,109	2,932	340	15,000 00
1911.....	61	1,416	6,173	1,269	2,551	308	15,000 00
1912.....	64	1,109	7,433	508	2,875	880	14,807 70
1913.....	68	642	6,905	727	3,509	482	15,000 00
1914.....	61	1,380	4,802	811	2,788	921	18,000 00
1915.....	60	633	8,462	174	2,505	1,297	17,769 23
1916.....	52	1,714	6,591	26	2,267	1,239	14,000 00
1917.....	54	1,913	8,860	69	2,966	505	17,769 23
1918.....	43	{ In. 743 Out. 636	{ 1,522 3,410	{ 44 86	{ 755 2,328	{ 582 811	{ 18,000 00
Total...		1,379	4,932	130	3,083	1,393	

From 1909 to 1915 inclusive the service was performed by William McLure, of Pictou, N.S.

MULGRAVE AND CANSO.

HUGH CANN & SON.

Contract No. 53.  
T. & C. File 21004.

Vote 163.—Steam Service between Mulgrave and Canso—

1918-19.....	\$6,500
1919-20 .....	6,500

Contractors.—Hugh Cann & Son, Ltd., of Yarmouth, N.S.

Date of Contract.—April 2, 1918.

Duration of Contract.—April 1, 1918, to March 31, 1919.

Service.—Daily (Sundays excepted).

Ports of Call.—Port Mulgrave and Canso, N.S.

Withdrawal for Repairs.—The steamer *R. G. Cann* may be withdrawn for repairs for one month in each year. During such withdrawal the service shall be performed by such steamer other than the *Malcolm Cann* as may be approved by the Minister.

## SESSIONAL PAPER No. 10a

*Wind and Ice.*—In the event of any trip or trips being missed on account of wind, fog, snow or ice upon satisfactory evidence being submitted to the Minister, he may direct that no deduction be made from the subsidy otherwise payable for the trip so missed.

*Government Wharves.*—Steamer must call whenever possible.

*Subsidy.*—\$6,500 per annum, payable in quarterly instalments in July, October, and January, and upon the completion of the service.

(a) One quarter of the subsidy otherwise payable shall be deducted when the contractors fail to make connections with the Intercolonial Railway at Mulgrave for both eastbound and westbound traffic in summer, and westbound traffic in winter, in sufficient time to permit of the transfer of passengers, mails and express shipments; but such penalty shall not be inflicted when the contractors are able to satisfy the Minister that the connection has been missed owing to wind, fog, snow or ice.

(b) \$500 of the subsidy shall be deducted should the contractors not place on the said route a substitute steamer other than the *Malcolm Cann* when the *Robert G. Cann* is taken off the said route for repairs as hereinbefore stipulated.

*Mails.*—To be carried free.

*Distance.*—Canso to Mulgrave, 24 miles.

## DESCRIPTION OF VESSEL EMPLOYED.

Name.	DIMENSIONS.			TONNAGE.			Passenger Accommodation.	N. H. P.	Speed, knots.	BUILT.		
	Length.	Breadth.	Depth.	Net.	Gross.	Capacity.				At	In	Of
	Ft.	Ft.	Ft.									
Robert G. Cann.....	119	24.6	9.4	111	265	Not stated	100	42	11	Shelburne, N.S.	1911	Wood

## TRAFFIC RETURNS.

Calendar Year.	Number of Round Trips Run.	Number of Passengers Carried.	Tons of Freight Carried.	Number of Live Stock Carried.	Bags of Mail.	Subsidy paid.
						\$ cts.
1907.....	*280	2,535	2,665	Not stated.	Not stated.	\$2,000 00
1908.....	286	2,849	2,332	Nil.	777	4,000 00
1909.....	278	2,794	2,639	Nil.	1,905	4,000 00
1910.....	282	3,148	3,095	Nil.	2,128	4,000 00
1911.....	334	3,370	4,647	Nil.	1,839	4,256 41
1912.....	302½	3,529	3,281	Nil.	2,792	6,000 00
1913.....	302	3,577	4,009	Nil.	3,282	6,250 00
1914.....	296½	3,795	3,356	13	3,724	6,500 00
1915.....	307	5,303	3,963	12	4,036	6,500 00
1916.....	305	4,897	4,295	Nil.	2,852	6,500 00
1917.....	306	4,580	6,873	609	2,407	6,500 00
	295	In . . 2,063 Out . 2,188	2,278 2,954	Nil. Nil.	1,888 1,889	6,500 00
1918.....	Total .....	4,251	5,232	Nil.	3,777	

\* Estimated.

## MULGRAVE AND GUYSBOROUGH.

HUGH CANN &amp; SON.

Contract No. 54.

T. &amp; C. File No. 21008.

*Vote 164.—Steam Service between Mulgrave and Guysborough, calling at intermediate ports.—*

1918-19 . . . . .	\$5,500
1919-20 . . . . .	5,500

*Contractors.*—Hugh Cann & Son, of Yarmouth, N.S.

*Date of Contract.*—April 3, 1918.

*Duration of Contract.*—April 1, 1918, to March 31, 1919.

*Service.*—Daily (except Sundays).

*Ports of Call.*—Port Mulgrave and Guysborough, calling at Queensport every trip from Guysborough to Mulgrave and three times each week on return trips to Guysborough on those days on which the steamer is not required to proceed to Boylston. Trips to Boylston shall be made three times each week, during the season of open navigation.

*Repairs.*—The steamer may be withdrawn one month during each year for repairs, etc. During such withdrawal the service shall be performed by such steamer as may be approved by the Minister.

*Wind, Fog, Snow or Ice.*—If any trip be missed on account of wind, fog, snow or ice, no deduction may be made from the subsidy otherwise payable for the trip so missed.

*Subsidy.*—\$5,500 per annum, payable quarterly, in July, October, January and April.

(a) One quarter of the subsidy otherwise payable shall be deducted when the contractors fail to make connections with the Intercolonial Railway at Mulgrave for both eastbound and westbound traffic in the summer season and westbound traffic in the winter season in sufficient time to permit of the transfer of passengers, mails and express shipments, unless the connection has been missed owing to wind, fog, snow or ice.

*Mails.*—To be carried free.

## DISTANCES.

	Miles.
Guysborough to Mulgrave (via Queensport) . . . . .	29½
Mulgrave to Guysborough (direct) . . . . .	25
Guysborough to Boylston . . . . .	5



SESSIONAL PAPER No. 10a

## DESCRIPTION OF VESSEL EMPLOYED.

Name.	DIMENSIONS.			TONNAGE.			Passenger Accommodation.	N. H. P.	Speed, Knots.	BUILT.		
	Length.	Breadth.	Depth.	Net.	Gross.	Capacity.				At	In	Of
	Ft.	Ft.	Ft.									
Percy Cann ....	77	17.1	6.6	56	80	50	21	13.5	8	Meteghan	1892	Wood

## TRAFFIC RETURNS.

Calendar Year.	No. of Round Trips Run.	Number of Passengers Carried.	Tons of Freight Carried.	Live Stock.	Mails.	Subsidy paid.
						\$ cts.
1907.....	*270	3,202	783	Not stated.	Not stated.	2,500 00
1908.....	265	3,099	1,576	32	581	5,000 00
1909.....	279	3,129	1,166	Nil.	980	4,000 00
1910.....	324	3,509	1,449	Nil.	981	5,000 00
1911.....	292	4,081	1,379	Nil.	1,145	5,403 84
1912.....	308½	4,165	1,211	Nil.	1,425	6,000 00
1913.....	294½	4,068	2,092	Nil.	2,215	5,110 53
1914.....	297½	3,812	1,815	Nil.	3,052	5,500 00
1915.....	308	4,037	1,679	Nil.	3,440	5,500 00
1916.....	264	3,670	1,600	Nil.	2,722	5,041 66
1917.....	294	3,594	2,803	Nil.	2,248	5,500 00
1918.....	271 {	In.....1,665 Out.....1,565	1,430 1,354	} Nil.	3,161	5,500 00
Total..		3,230	2,784			

\* Estimated.

NEWCASTLE, NEGUAC AND ESCUMINAC, MIRAMICHI RIVER AND  
MIRAMICHI BAY.

## MIRAMICHI STEAM NAVIGATION COMPANY, LTD.

Contract No. 49.

T. &amp; C. File 21037.

*Vote 165—Steam Service between Newcastle, Neguac and Escuminac, calling at all intermediate points on the Miramichi River and Miramichi Bay—*

1918-19..... \$2,500  
1919-20..... 2,500

*Contractors.*—The Miramichi Steam Navigation Company, Ltd., of Chatham.  
N.B.

*Date of Contract.*—April 9, 1918.

*Duration of Contract.*—From the opening to the close of navigation in 1918.

9 GEORGE V, A. 1919

*Service and Ports of Call.*—On Mondays, Wednesdays and Fridays: From Newcastle, to and calling both ways at Chatham, Lower Newcastle, Loggieville, Oak Point, Church Point, Escuminac, Neguac and Mills Point Wharf.

On Tuesdays, Thursdays and Saturdays: From Newcastle, to and calling both ways at Chatham, Lower Newcastle, Loggieville, Oak Point, Baie-du-Vin, Church Point and Neguac.

The calls at Lower Newcastle and Mills Point Wharf are conditional upon the completion of the wharves at the respective points.

*Government Wharves.*—Steamer must call whenever possible.

*Subsidy.*—\$2,500, payable in two equal instalments, on September 1 and on the completion of the contract.

*Mails.*—To be carried free.

DISTANCES.

	Miles.
Newcastle to Chatham.. . . .	5
Chatham to Loggieville.. . . .	5
Loggieville to Oak Point.. . . .	7
Oak Point to Burnt Church.. . . .	9
Burnt Church to Bay du Vin.. . . .	10
Bay du Vin to Escuminac.. . . .	13
Escuminac to Neguac.. . . .	17
Total.. . . .	66

DESCRIPTION OF VESSEL EMPLOYED.

NAME.	DIMENSIONS.			TONNAGE.			Passenger Accommodation.	N. H. P.	Speed.	BUILT.		
	Length.	Breadth.	Depth.	Net.	Gross.	Capacity.				At	In.	Of
	Ft.	Ft.	Ft.						Knots			
Alexandra.....	97	24.5	9	136	200	50	400	38	10	Chatham.	1902	Wood.

TRAFFIC RETURNS.

Calendar Year.	No. of round trips run.	Number of passengers Carried.	Tons of Freight Carried.	Live Stock.	Sacks of Mail.	Subsidy Paid.
						\$ cts.
1907.....	170	2,000	1,500	Not given.	Not given.	1,500 90
1908.....	170	7,500	1,300	14	625	1,500 00
1909.....	162	7,050	1,475	34	702	2,000 00
1910.....	174	8,396	1,510	29	574	2,000 00
1911.....	166	7,004	1,445	45	493	2,500 00
1912.....	175	7,314	1,764	23	552	2,500 00
1913.....	189	8,228	1,960	56	557	2,500 00
1914.....	160	7,756	1,921	32	510	2,262 00
1915.....	186	7,762	2,404	37	594	2,500 00
1916.....	180	8,478	2,414	44	560	2,500 00
1917.....	172	7,848	2,275	36	544	2,500 00
1918.....	177	{ In. 3,535 Out. 3,535	{ 486 1,940	{ 25 15	{ 324 236	{ 2,500 00
Total ....		7,070	2,426	40	560	

SESSIONAL PAPER No. 10a

## PELEE ISLAND AND THE MAINLAND.

THE WINDSOR AND PELEE ISLAND STEAMSHIP CO., LTD.

Contract No. 52.

T. &amp; C. File 21381.

*Vote 166.—Steam Service between Pelee Island and the Mainland—*

1918-19.. . . . .	\$8,000
1919-20.. . . . .	8,000

*Contractors.*—The Windsor and Pelee Island Steamship Co., Ltd., Scudder P.O.,  
Pelee Island, Ont.

*Date of Contract.*—July 5, 1918.

*Duration of Contract.*—From the opening of navigation in 1918 to March 31, 1919.

*Service and Ports of Call.*—Six round trips each week, weather permitting, between Pelee Island and the mainland, calling five times each week at Kingsville and Leamington, Ont., and once each week at Windsor and Amherstburg, Ont. until October 1; and thereafter five round trips each week until close of navigation.

*Tariff Rates.*—Passenger rate for the return trip between Pelee Island and Kingsville or Leamington or vice versa, \$1; and for the return trip between Pelee Island and Windsor or vice versa, \$1.50.

Freight rates are to be the same as those contained in a schedule attached to the contract.

*Government Wharves.*—Steamer must call whenever possible.

*Subsidy.*—\$8,000, payable in equal instalments on the last days of June, September, December and March.

*Mails.*—Are to be carried during open navigation between the post offices of Pelee Island, Pelee Island South and Scudder, and such post offices on the mainland as may be designated by the Postmaster General.

## DISTANCES.

	Miles
Kingsville to Leamington.. . . . .	8
Leamington to Pelee Island.. . . . .	16
Pelee Island to Windsor.. . . . .	53
<b>Total.. . . . .</b>	<b>77</b>

9 GEORGE V, A. 1919

## DESCRIPTION OF VESSEL EMPLOYED.

NAME.	DIMENSIONS.			TONNAGE.			Passenger Accommodation.	N. H. P.	Speed.	BUILT.		
	Length.	Breadth.	Depth.	Net.	Gross.	Capacity.				At	In	Of
	Ft.	Ft.	Ft.						Knots			
Pelee.....	145	24	13	242	537	.....	389	58	13	Collingwood....	1914	Steel.

## TRAFFIC RETURNS.

Calendar Year.	No. of Round Trips Run.	Passengers. Number.	Freight. Tons.	Lumber. Feet.	Live Stock.	MAILS.		Subsidy Paid.
						Bags.	Sacks.	
1907*.....	.....	2,671	2,730	Nil.	Nil.	Not stated.	Not stated.	\$ 1,500
1908*, Jan. 1 to June 30.....	.....	624	5,540	Nil.	150	150	117	375
1909.....	.....	2,015	358	Nil.	555	348	24	4,000
1910.....	180	5,602	2,718	+222,000	1,231	1,016	215	4,000
1911.....	211	4,360	1,244	279,000	732	1,220	383	5,000
1912.....	184	5,300	3,667	Nil.	447	977	392	5,000
1913.....	185	6,167	4,007	147,000	660	1,431	708	5,000
1914.....	187	3,672	3,469	169,000	571	562	455	7,000
1915.....	241	2,825	3,580	174,000	1,010	765	726	8,000
1916.....	236	3,987	2,700	98,000	1,065	732	644	8,000
1917.....	231	3,761	2,696	89,000	1,101	872	583	8,000
1918.....	205 {	In. 2,217 Out. 2,329	328 1,539	167,000 Nil.	22 539	254 246	664 12	8,000
	Total ..	4,546	1,867	167,000	561	500	676	

†and 154,000 shingles.

\*Service performed by T. J. Stockwell, Leamington, Ont. During the latter part of 1908 the Chatham Navigation Co. performed this service. From 1909 to 1913 inclusive the contractors were the Pelee and Lake Erie Navigation Co., of Scudder, Ont.



SESSIONAL PAPER No. 10a

## SCHEDULE OF FREIGHT RATES.

	Kingsville and Leamington.	Windsor.
	\$ cts.	\$ cts.
Grain and potatoes, per cwt., car lots.....	0 10	0 12
“ “ less than carload.....	0 12	0 15
Fruit in baskets, per cwt.....	0 30	0 30
Wine, per bbl.....	0 75	0 75
Oil, per bbl.....	0 85	0 85
Salt and flour, per bbl.....	0 35	0 35
Minimum charge on one parcel.....	0 25	0 25
Any one animal, horse or cattle up to five, each.....	2 50	2 50
Any additional animal over five.....	2 25	2 25
Hogs and sheep up to ten, each.....	0 75	0 75
Hogs and sheep over ten, each.....	0 65	0 65
Groceries and hardware, per cwt.....	0 25	0 25
Lumber, per M ft. up to 5 M ft.....	3 50	3 50
Over 5 M ft.....	3 00	3 00
Shingles per M.....	0 40	0 40
Laths, per M.....	0 50	0 50
Gristing, per bag, return.....	0 20	0 20
Tobacco, per cwt.....	0 40	0 40
Buggies, set up, each.....	1 75	1 75
Buggies, crated, each.....	2 50	2 50
Coal, per ton.....	2 00	2 00
Farm machinery, per cwt.....	0 45	0 45
Flour, per barrel.....	0 40	0 40
Lubricating oils, per barrel.....	0 85	0 85
Linseed oils, “.....	0 85	0 85
Turpentine “.....	0 75	0 75
3 inch Tile, per 100.....	0 60	0 60
4 “ “.....	0 80	0 80
5 “ “.....	1 00	1 00
6 “ “.....	1 20	1 20
8 “ “.....	1 60	1 60
10 “ “.....	2 00	2 00
12 “ “.....	2 45	2 40
Fish per cwt.....	0 35	0 35
Automobiles, one way, including driver.....	3 00	3 00
“ “ return “.....	5 00	5 00
Brick, per M.....	6 00	6 00
Lime, per barrel.....	0 50	0 50
Cement “.....	0 55	0 55
“ carloads.....	0 50	0 50
Beer, per case.....	0 35	0 35
Pop, “.....	0 25	0 25
Eggs, per crate.....	0 25	0 25
Hay and straw, per ton.....	2 50	2 50
Wool, per cwt.....	0 40	0 40
Hides “.....	0 45	0 45
Fence posts, each.....	0 05	0 05
Wagon, empty.....	2 50	2 50
Stone, per ton.....	1 50	1 50
Hard wall plaster, per cwt.....	0 25	0 25
Scrap iron, per cwt.....	0 25	0 25
Cauliflower “.....	0 14	0 14
Pianos, each.....	5 00	5 00
Organs, each.....	3 00	3 00
Onions, in carloads.....	0 10	0 12
“ less than carloads.....	0 12	0 12
Poultry, in crates, per cwt.....	0 75	0 75
Poultry, not crated “.....	1 00	1 00

## PASSENGER FARES.

Between Pelee Island and Leamington and Kingsville—single..	\$1 00
“ “ “ “ Amherstburg—single..	1 25
“ “ “ “ Windsor—single..	1 50

9 GEORGE V, A. 1919

PETIT DE GRAT AND INTERCOLONIAL RAILWAY TERMINUS AT MULGRAVE.

WILLIAM G. LESLIE.

Contract No. 20.

T. & C. File No. 21021.

*Note 167.—Steam Service between Petit de Grat and Intercolonial Railway Terminus at Mulgrave.*

1918-19.. . . . .	\$7,000
1919-20.. . . . .	7,000

*Contractor.*—William G. Leslie, of Grindstone, Magdalen Islands, and Halifax, N.S.

*Date of Contract.*—April 4, 1918.

*Duration of Contract.*—April 1, 1918, to March 31, 1919.

*Service and Ports of Call.*—One full trip each way daily (Sundays excepted) between Petit de Grat and Mulgrave, calling on all trips both going and coming at Arichat and West Arichat.

*Wind and ice.*—In the event of any trip or trips being missed on account of wind or drifting ice, no deduction may be made from the subsidy otherwise payable for the trips so missed.

*Government Wharves.*—Steamer must call whenever possible.

*Subsidy.*—\$7,000, payable quarterly in July, October, January and April.

*Repairs.*—The steamer may be laid off during the month of August, 1918, for repairs, inspection, cleaning, painting, etc., and may also be laid off during the month of February, 1919, at the contractor's option.

*Mails.*—To be carried free.

DISTANCES.

	Miles.
Petit de Grat to Arichat.. . . . .	8
Arichat to West Arichat.. . . . .	7
West Arichat to Mulgrave.. . . . .	18
Total.. . . . .	33

DESCRIPTION OF VESSEL EMPLOYED.

NAME.	DIMENSIONS.			TONNAGE.			Passenger Accommodation.	N.H.P.	Speed Knots.	BUILT.		
	Length.	Breadth.	Depth.	Net.	Gross.	Capacity.				At	In	Of
Magdalen.....	Ft. 98·6	Ft. 21·6	Ft. 8·8	91	134	150	18	28	10	Shelburne, N.S.	1906 1884	Wood

SESSIONAL PAPER No. 10a

## TRAFFIC RETURNS.

Calendar Year.	No. of Round Trips Run.	Number of Passengers Carried.	Tons of Freight Carried.	Live Stock.	Mails, Sacks.	Subsidy Paid.
						\$ cts
1907.....	283	1,972	852	Not stated.	Not stated.	3,000 00
1908.....	275	1,950	800	Nil.	Nil.	3,000 00
1909.....	253	1,989	874	5	570	3,000 00
1910.....	305	1,978	726	Nil.	1,698	3,000 00
1911.....	264	2,167	952	Nil.	1,583	3,257 71
*Jan. 1 to May 4, 1912....	96½	747	285	121	236	472 22
May 13 to Dec. 31, 1912..	190½	2,361	673	Nil.	1,401	3,149 04
1913.....	281½	3,160	1,070	2	2,672	5,588 60
1914.....	276½	2,569	835	Nil.	3,354	6,750 00
1915.....	275½	2,140	832	Nil.	2,944	7,000 00
1916.....	241	2,392	1,009½	Nil.	2,485	6,125 00
1917.....	217½	1,535	1,106	Nil.	2,235	5,512 43
1918.....	265	<div> <div>In . . . 977</div> <div>Out . . . 992</div> <div>Total, 1,969</div> </div>	<div> <div>403</div> <div>1,138</div> <div>1,541</div> </div>	<div> <div>Nil.</div> <div>Nil.</div> <div>Nil.</div> </div>	<div> <div>1,141</div> <div>1,934</div> <div>3,075</div> </div>	<div> <div>7,000 00</div> </div>

\*From 1907 to May 4, 1912, the service was performed by Messrs, Hugh Cann & Son, of Yarmouth, N.S.

# PETITCODIAC RIVER, MONCTON, WAY PORTS, AND A PORT OR PORTS IN THE COUNTY OF CUMBERLAND, N.S.

SHEPODY NAVIGATION Co., LTD.

Contract No. 47.

T. &amp; C. File No. 16136.

*Vote 168.—Steam Service on the Petitcodiac River between Moncton and way ports and a port or ports on the west coast of Cumberland county—*

1918-19.....	\$2,500
1919-20.....	2,500

No service was performed during 1917 or 1918.

*Contractors.*—The Shepody Navigation Company, Ltd., of Moncton, N.B.

*Date of Contract.*—March 31, 1916.

*Duration of Contract.*—From the opening to the close of navigation, 1916. (This contract has not been renewed).

*Service and Ports of Call.*—Tri-weekly trips between Moncton and Hillsborough, Edgett's Landing and Hopewell Cape; and weekly trips between Moncton and Hopewell Hill, Riverside and Harvey, N.B., such weekly trips to extend every second week to Joggins and Shulee, N.S.

*Government Wharves.*—Steamer must call whenever possible.

*Subsidy.*—\$2,500, one-half payable on July 1 and the remainder on the close of navigation.

*Mails.*—To be carried free.

9 GEORGE V, A. 1919

## DISTANCES.

	Miles
Moncton to Hillsborough.....	15
" Edgett's.....	18
" Hopewell Cape.....	22
" Hopewell Hill.....	31
" Harvey.....	32
" Riverside.....	34
" Shulee.....	37
" Joggins.....	39
" R. Hebert.....	51

## DESCRIPTION OF VESSEL EMPLOYED.

Name.	DIMENSIONS.			TONNAGE.			Passenger Accommodation.	N. H. P.	Speed.	BUILT.		
	Length.	Breadth.	Depth.	Net.	Gross.	Capacity				At	In	Of
	Ft.	Ft.	Ft.									
Wilfrid C.....	80	18	8	48	99	680 brls.	125	16	12	Yarmouth, N.S.	1897	Wood

## TRAFFIC RETURNS.

Calendar Year.	No. of Round Trips Run.	Number of Passengers Carried.	Tons of freight Carried.	Live Stock.	Mails.	Subsidy Paid.
1907.....	98†	1,445	2,786	Not stated.	Not stated.	\$ *2,500
1908.....	98†	1,060	2,415	2	Nil.	2,000
1909.....	99	872	1,880	Nil.	Nil.	2,000
1910.....	98	1,705	1,905	Nil.	Nil.	2,000
1911.....	99	1,004	826	Nil.	Nil.	2,000
1912.....	98	711	1,486	Nil.	Nil.	2,000
1913.....	97	784	1,474	Nil.	Nil.	2,000
1914.....	97	1,016	1,612	Nil.	Nil.	2,500
1915.....	105	846	1,435	Nil.	Nil.	2,500
1916.....	91	{ In 330 Out 232	{ 375 1,132	{ Nil.	{ Nil.	2,500
	Total.....	612	1,507			
1917.....	No service was performed.					
1918.....	No service was performed.					

\*Including part of subsidy for previous year. †Estimated.



SESSIONAL PAPER No. 10a

## PICTOU AND MONTAGUE.

WILLIAM McLURE.

Contract No. 19.

T. &amp; C. File No. 21542.

*Vote 169.—Steam Service between Pictou and Montague, calling at Murray Harbour and Georgetown—*

1918-19.. . . . .	\$5,000
1919-20.. . . . .	5,000

*Contractor.*—William McLure of Pictou, N.S.

*Date of Contract.*—August 20, 1918.

*Duration of Contract.*—From the opening to the close of navigation in 1918.

*Service and Ports of Call.*—Two round trips each week, sailing from Montague, calling at Georgetown and Murray Harbour, P.E.I., and Pictou, N.S., returning to Murray Harbour, Georgetown and Montague, and making one call each week at Cardigan.

*Subsidy.*—\$60 for each round trip, but not more than \$5,000 for the season.

*Mails.*—To be carried free.

*Government Wharves.*—Steamer must call whenever possible.

## DISTANCES.

	Miles.
Montague to Georgetown .. . . . .	6
Georgetown to Murray Harbour.. . . . .	30
Murray Harbour to Pictou.. . . . .	35
<b>Total.. . . . .</b>	<b>71</b>

## DESCRIPTION OF VESSEL EMPLOYED.

Name.	DIMENSIONS.			TONNAGE.			Passenger Accommodation.	N.H.P.	Speed, knots.	BUILT.		
	Length.	Breadth.	Depth.	Net.	Gross.	Capacity.				At	In	Of
	Ft.	Ft.	Ft.									
Harland .....	113	27	6.7	217	352	50	286	33	10	Shelburne, N.S.	1908	Wood

## TRAFFIC RETURNS.

Calendar Year.	Number of Round Trips Run.	Number of Passengers Carried.	Tons of Freight Carried.	Number of Live Stock Carried.	Bags of Mail.	Subsidy Paid.
1907.....	76	1,320	2,464	Not stated.	Not stated.	\$2,400 00
1908.....	98	1,366	3,376	137	313	6,000 00
1909.....	101	1,533	3,410	826	290	6,000 00
1910.....	106	1,525	3,416	634	817	6,000 00
1911.....	96	1,709	3,755	362	263	6,000 00
1912.....	93	1,739	5,634	409	303	6,000 00
1913.....	111	2,132	4,785	242	457	6,000 00
1914.....	97	1,855	5,126	423	417	6,000 00
1915.....	96	1,926	4,892	230	393	6,000 00
1916.....	85	1,455	5,468	88	124	5,684 21
1917.....	84	1,562	5,956	72	15	6,000 00
1918 .....	43 {	In 811	594	59	Nil.	} 3,580 00
	Out	686	446	3	Nil.	
Total.....		1,497	1,040	62	Nil.	

## PICTOU, NEW GLASGOW AND MULGRAVE.

A. J. McDONALD.

Contract No. 75.

T. &amp; C. File No. 17568.

*Vote 170.—Schooner Service between Pictou and New Glasgow, Antigonish County Ports and Mulgrave.*

1918-19.. . . . .	\$1,000
1919-20.. . . . .	1,000

*Contractor.*—Alexander John McDonald, of Arisaig, N.S.

*Date of Contract.*—March 26, 1917.

*Duration of Contract.*—From the opening to the close of navigation (November 1), 1917. No contract was entered into, and no service was performed in 1918.

*Service and Ports of Call.*—One round trip each week from Pictou, calling at New Glasgow, Lismore, McAra's Brook, Arisaig, Malignant Cove, Georgeville, Livingstone Cove, Ballantyne Cove, Morristown Wharf, Bayfield, Tracadie and Havre au Boucher. The call at Tracadie is contingent upon there being sufficient depth of water at the wharf there.

*Government Wharves.*—Vessel must call whenever possible.

*Subsidy.*—\$1,000, of which \$500 are payable on August 1, and the balance upon the completion of the service.

*Mails.*—To be carried free.

## DISTANCES.

	Miles.
New Glasgow to Pictou.. . . . .	9
Pictou to Lismore.. . . . .	17
Lismore to McAra's Brook.. . . . .	3
McAra's Brook to Arisaig.. . . . .	3
Arisaig to Malignant Cove.. . . . .	4
Malignant Cove to Georgeville.. . . . .	4
Georgeville to Livingstone Cove.. . . . .	4
Livingstone Cove to Ballantyne Cove.. . . . .	6
Ballantyne Cove to Morristown.. . . . .	7
Total.. . . . .	57

SESSIONAL PAPER No. 10a

## DESCRIPTION OF VESSEL EMPLOYED.

Name.	DIMENSIONS.			TONNAGE.			Passenger Accommodation.	N.H.P.	Speed, Knots.	BUILT.		
	Length.	Breadth.	Depth.	Net.	Gross.	Capacity.				At	In	Of
	Feet.	Feet.	Feet.									
Alvin S.....	53.2	14.6	7.6	27	29	.....	1	7	....	Tancook, N.S.	1912	Wood

This vessel is a schooner, fitted with an auxiliary gasoline engine.

## TRAFFIC RETURNS.

Calendar Year.	No. of Round Trips Run.	No. of Passengers Carried.	Tons of Freight Carried.	Live Stock.	Mails.	Subsidy Paid.
1913.....	42	23	472	Nil.	Nil.	\$ 500
1914.....	24	Nil.	540	Nil.	Nil.	1,000
1915.....	26	Nil.	660	Nil.	Nil.	1,000
1916.....	26	Nil.	253	Nil.	Nil.	1,000
1917.....	26	Nil.	<div>In 290 Out 275</div>	Nil.	Nil.	1,000
			565			
1918.....	No service was performed.					

## PICTOU, MULGRAVE AND CHETICAMP

RODERICK McDUGALL.

Contract No. 16.

T. &amp; C. File No. 21186.

*Vote 171.—Steam Service from the opening to the closing of navigation in 1918, between Pictou, Mulgrave and Cheticamp.*

1918-19.. . . . .	\$7,500
1919-20.. . . . .	7,500

*Contractor.*—Roderick McDougall, of Port Hood, N.S.

*Date of Contract.*—April 7, 1918.

*Duration of Contract.*—From the opening to the close of navigation, 1918.

*Service and Ports of Call.*—(a) Four round trips during the season between Pictou and Mulgrave, calling both ways at Arisaig, Georgeville, Cape George, Morristown, Malignant Cove, Livingstone Cove, Ballantyne Cove and Cribbin's Point, making two trips in the spring, one in September and one in November.

(b) Two round trips each week between Mulgrave and Cheticamp, calling both ways at Port Hastings, Port Hawkesbury, Port Hood, Port Hood Island, Margaree Harbour, Grand Etang, and Eastern Harbour, making 50 round trips during the season; and calling once each week at Pleasant Bay, and whenever passengers or freight are offered and whenever required by the Minister at Henry Island, Mabou Mouth, Inverness, Red Cape and Port Bain, as well as at such other port or ports, place or places *en route* as the Minister may direct.

(c) Eight round trips during the season between Souris and Mulgrave, calling both ways at Arisaig, Georgeville, Cape George, Morristown, Malignant Cove, Livingstone Cove, Ballantyne Cove and Cribbin's Point, of which one trip shall be made in June, two in July, two in August, one in September and two in October, 1918.

Regular semi-weekly connections are to be maintained with the Intercolonial Railway at Mulgrave, and the Plant Line steamers at Hawkesbury.

*Subsidy.*—\$7,500 payable in equal instalments on the first days of July and October and on the completion of the service.

*Mails.*—To be carried free.

*Government Wharves.*—Steamer must call whenever possible.

DISTANCES.

	Miles.
Souris to Arisaig.. . . . .	88
Pictou to Arisaig.. . . . .	24
Arisaig to Malignant Cove.. . . . .	5
Malignant Cove to Georgeville.. . . . .	5
Georgeville to Livingstone.. . . . .	4
Livingstone to Ballantyne.. . . . .	16
Ballantyne to Morristown.. . . . .	10
Morristown to Mulgrave.. . . . .	27
Mulgrave to Hawkesbury.. . . . .	2
Hawkesbury to Hastings.. . . . .	3
Hastings to Port Hood.. . . . .	27
Port Hood to Mabou Mouth.. . . . .	8
Mabou Mouth to Port Bain.. . . . .	15
Port Bain to Inverness.. . . . .	5
Inverness to Red Cape.. . . . .	5
Red Cape to Margaree.. . . . .	11
Margaree to Grand Etang.. . . . .	10
Grand Etang to Cheticamp.. . . . .	10
Cheticamp to Pleasant Bay.. . . . .	19
Total.. . . . .	206

DESCRIPTION OF VESSEL EMPLOYED.

NAME.	DIMENSIONS.			TONNAGE.			Passenger Accommodation.	N.H.P.	Speed Knots.	BUILT.		
	Length.	Breadth.	Depth.	Net.	Gross.	Capacity.				At	In	Of
Kinburn.....	Ft. 114	Ft. 23.5	Ft. 10.5	79	168	.....	40	28	10	Mahone Bay, N.S.	1910	Wood



SESSIONAL PAPER No. 10a

## TRAFFIC RETURNS.

Calendar Year.	No. of Round Trips Run.	Number of Passengers Carried.	TONS OF FREIGHT CARRIED.		Number of Live Stock.	Bags of Mail.	Subsidy Paid.
			Weight.	Measure-ment.			
							\$ cts.
1907.....	24	181	670	Nil.	Not given.	Not given.	1,368 00
1908.....	31	282	1,857	776	248	Nil.	2,000 00
1909.....	32	198	1,289	Nil.	678	Nil.	2,000 00
1910.....	36	247	1,361	Nil.	927	Nil.	2,000 00
1911.....	26½	326	1,387	382	Nil.	Nil.	2,096 50
1912.....	86	715	3,609	Nil.	998	Nil.	6,718 75
1913.....	84	904	2,687	Nil.	257	Nil.	7,000 00
1914.....	64	550	535	Nil.	Nil.	Nil.	5,942 70
1915.....	67	315	1,145	Nil.	Nil.	Nil.	5,566 26
1916.....	66	633	1,311	Nil.	Nil.	Nil.	8,106 39
1917.....	66	343	922	545	Nil.	Nil.	7,500 00
1918.....	62	{ In.... 259 Out.... 234	{ 2,025 1,100	{ Nil. Nil.	{ Nil. Nil.	{ Nil. Nil. }	
	Total	493	3,125	Nil.	Nil.	Nil.	

Traffic returns shown above from 1907 to 1911 inclusive are for Pictou-Cheticamp service only (123 miles), from Pictou to Port Hood, Mabou, Port Bain, Inverness, Red Cape, Margaree, Big Pond and Cheticamp.

## PORT MULGRAVE, ST. PETER'S, IRISH COVE AND MARBLE MOUNTAIN.

## RICHMOND STEAMSHIP COMPANY.

Contract No. 26.

T. &amp; C. File 21173.

*Vote 172.—Steam Service from the opening to the closing of navigation in 1919 between Port Mulgrave, St. Peter's, Irish Cove and Marble Mountain, and other ports on the Bras d'Or Lakes—*

1918-19.. . . . .	\$8,500
1919-20.. . . . .	6,500

*Contractors.*—The Richmond Steamship Company, of Sydney, N.S.

*Date of Contract.*—May 2, 1918.

*Duration of Contract.*—From the opening to the close of navigation in 1918.

*Service and Ports of Call.*—Two full round trips each week between Port Mulgrave, Poulamond, Grandique, River Bourgeois, St. Peter's, Johnston's Harbour, Irish Cove and Grand Narrows; four full round trips each week between Grand Narrows and Marble Mountain, two of which each week are to extend to West Bay; and one call each week at Big Pond, North side East Bay, South side East Bay, and Castle Bay.

*Government Wharves.*—Steamer must call whenever possible.

*Subsidy.*—\$8,500 per annum, payable in July, October, December and at the close of the service.

*Mails.*—To be carried free.

9 GEORGE V, A. 1919

## DISTANCES.

	Miles.
Grand Narrows to Marble Mountain.. . . . .	18
" West Bay.. . . . .	31
" Irish Cove.. . . . .	11
" Johnston's Harbour.. . . . .	19
" St. Peter's.. . . . .	31
" Grandique.. . . . .	44
" Mulgrave.. . . . .	65

## DESCRIPTION OF VESSEL EMPLOYED.

NAME.	DIMENSIONS.			TONNAGE.			No. of Passengers Carried.	N.H.P.	Speed.	BUILT.		
	Length.	Breadth.	Depth.	Net.	Gross.	Capacity.				At	In	Of
	Ft.	Ft.	Ft.						Knots			
Richmond.....	112.5	18	8.25	105	162	75	100	21	9	Sydney..	1905	Wood

## TRAFFIC RETURNS.

Calendar Year.	Number of Round trips Run.	Number of Passengers Carried.	Tons of Freight Carried.	Live Stock Carried.	Mails.	Subsidy Paid.
1907.....		1,320	650	Not stated.	Not stated.	\$6,000 00
1908.....	145	2,100	772	Nil.	Nil.	6,000 00
1909.....	153	2,290	554	Nil.	Nil.	6,000 00
1910.....	156	2,200	425	Nil.	Nil.	6,000 00
1911.....	204	1,970	515	6	Nil.	6,000 00
1912.....	214	2,274	735	28	Nil.	6,000 00
1913.....	224	2,180	674	35	Nil.	5,920 50
1914.....	197	1,250	475	10	Nil.	6,500 00
1915.....	208½	1,360	467	15	Nil.	6,500 00
1916.....	233	1,390	483	23	Nil.	6,500 00
1917.....	214	1,680	585	18	Nil.	6,500 00
1918.....	212	In.... 830 Out... 720	455 245	25 10	Nfl. Nil.	} 8,500 00
	Total....	1,580	700	35	Nil.	

## QUEBEC AND HARRINGTON.

G. F. GIBSONE.

J. E. BERNIER.

Contract No. 35-A.

T. &amp; C. File 21300.

*Steam Service during the year 1918, between Quebec and Harrington, calling at ports and places along the northern shore of the River St. Lawrence between such terminals—*

1918-19.. . . . . \$28,000  
 1919-20.. . . . . No subsidy voted.

## SESSIONAL PAPER No. 10a

During 1918 this service was performed by two contractors:—

(a) G. F. Gibsone, of Quebec.

(b) J. E. Bernier, of Quebec.

*Service (a).*

*Contractor.*—G. F. Gibsone, Quebec, Que.

*Contract dated.*—April 3, 1918.

*Duration of Contract.*—Season of navigation on the St. Lawrence, 1918.

*Service.*—Two round trips a month from Quebec to Natashquan and return, extending two trips to Harrington Harbour, one in May or June, and the other in October or November.

*Ports of Call.*—Quebec, Godbout, Trinity Bay, Pentecost River, Rivière aux Graines, Clarke City, Seven Islands, Moisie, Sheldrake, Thunder River, Magpie, River St. John, Long Point, Mingan, Esquimaux Point and Natashquan.

*Subsidy.*—\$18,000, or \$1,285.71 for each of 14 round trips, which shall constitute a full season's service.

*Mails.*—To be carried free.

## DESCRIPTION OF VESSEL EMPLOYED.

Name.	DIMENSIONS.			TONNAGE.			Passenger Accommodation.	N.H.P.		Speed. Knots.	BUILT.		
	Length.	Breadth.	Depth.	Net.	Gross.	Capacity.					At	In	Of
Savoy.....	129.9	25.2	14.5	184	348	325	64	53		8	Montrose.	189	Steel.

## DISTANCES.

	Miles.
Quebec to Godbout.....	224
Godbout to Pt. des Monts.....	8½
Pt. des Monts to Trinity Bay.....	6
Trinity Bay to Egg Island.....	12½
Egg Island to Pentecost.....	12
Pentecost to Seven Islands.....	42
Seven Islands to Clark City.....	8½
Clark City to Moisie.....	18
Moisie to Rivière aux Graines.....	35
Rivière aux Graines to Sheldrake.....	12
Sheldrake to Thunder River.....	5
Thunder River to Magpie.....	18½
Magpie to St. John's River.....	6
St. John's River to Long Point.....	8½
Long Point to Mingan.....	5
Mingan to Esquimaux Point.....	17
Esquimaux Point to Natashquan.....	77½
Natashquan to Harrington.....	122½
Total.....	628½

*Service (b.)*

*Contractor.*—Capt. J. E. Bernier, of Lauzon, Lévis, Que.

*Contract dated.*—June 12, 1918.

9 GEORGE V, A. 1919

*Duration of Contract.*—Season of navigation on the St. Lawrence, 1918.

*Service.*—Two round trips each month, alternating regularly with the steamship *Savoy*, from Quebec to Natashquan, extending one trip each month to Harrington Harbour.

*Ports of Call.*—Quebec, Godbout, Point des Monts, Trinity Bay, Egg Island, Pentecost River, Rivière aux Graines, Clarke City, Seven Islands, Moisie, Sheldrake, Thunder River, Magpie, River St. John, Long Point, Mingan, Esquimax Point, Natashquan and Harrington.

*Subsidy.*—\$10,000 for the season, or \$909.09 for each of eleven round trips, which constitute a full season's service.

*Mails.*—To be carried free.

DESCRIPTION OF VESSELS EMPLOYED.

Name.	DIMENSIONS.			TONNAGE.			Passenger Accommodation.	N. H. P.		Speed, Knots.	BUILT.		
	Length.	Breadth.	Depth.	Net.	Gross.	Capacity.					At	In	Of
Guide.....	114	21.6	12.9	82	153	110	20	113		8	Dum. barton.	1892	Steel.

TRAFFIC RETURNS.

Calendar Year.	No. of Round Trips Run.	No. of Passengers Carried.	Tons of Freight Carried.	Live Stock.	Mails.		Subsidy paid.
1907.....	32	2,508	24,000	Not stated.	Not stated.		\$ cts 20,000 00
					Lock Bags.	Tied Sacks.	
1908.....	35	2,695	10,180	22	1,692	1,448	20,000 00
1909.....	35	2,359	4,970	110	1,589	913	20,000 00
1910.....	30	2,996	8,600	179	1,389	1,138	20,000 00
1911.....	19	1,803	3,660	98	670	856	13,666 65
1912.....	23	2,330	6,312	130	1,104	1,144	12,214 28
1913.....	13	2,033	4,159	172	612	468	13,812 50
1914.....	28½	2,285	9,339	Nil.	1,946	Nil.	25,933 35
1915.....	32	3,081	4,669	Nil.	2,737	Nil.	28,000 00
1916.....	32	4,013	3,383	Nil.	2,247	Nil.	28,000 00
1917.....	14	1,114	1,711	Nil.	2,146	Nil.	23,666 60
1918.....	14 (a)	{ In. 277 Out. 319	{ 538 1,965	{ 15 32	{ 464 2,180	{ 11 38	18,000 00
	Total...	596	2,503	47	2,644	49	
	11 (b)	{ In. 110 Out. 67	{ 438 895	{ Nil. Nil.	{ 363 615	{ Nil. Nil.	10,000 00
	Total...	177	1,333	Nil.	978	Nil.	

Service performed by Holliday Bros., of Quebec, from 1908 to 1913 inclusive and from 1914 to 1916 inclusive by the Canada Steamship Lines Ltd.  
(a) G. F. Gibsons.  
(b) J. E. Bernier



SESSIONAL PAPER No. 10a

## QUEBEC AND GASPE BASIN.

ULRIC TREMBLAY.

Contract No. 21.

T. &amp; C. File 17656.

*Vote.—Steam Service between Quebec and Gaspé Basin, touching at intermediate ports—*

1918-19.. . . .	\$8,500
1919-20.. . . .	No subsidy voted.

*Contractor.*—Ulric Tremblay, of Quebec, Que.

*Date of Contract.*—April 15, 1918.

*Duration of Contract.*—From the opening to the close of navigation in 1918.

*Service and Ports of Call.*—A regular service of two round voyages each month between Quebec and Gaspé Basin, during the season of navigation on the St. Lawrence, calling both ways, weather and water permitting, at Cape Chat, Ste. Anne de Monts, Mont Louis, Grande Vallée, Chlorydomes, Fox River, Griffin Cove, L'Anse à Louise, Grande Grève, Douglastown and Gaspé Basin; and at the following places once each round trip, either on the up or down voyage, viz.: Mechins, Marsouins, Martin River, Claude River, St. Antoine, Magdalen, Petite Vallée, Pte. Frigate, St. Yvon, Pte. Sèche, Grand Etang, Anse à Valeau, Pte. Jaune, as well as such other ports or ports, place or places, en route, as the Minister may from time to time direct. Fourteen round trips during the season of navigation constitute a full season's service.

*Government Wharves.*—Steamer must call whenever possible.

*Subsidy.*—\$8,500 per annum, payable monthly, at the rate of \$607.14 per trip.

*Mails.*—To be carried free.

DISTANCES.	Miles.
Quebec to Matane.. . . .	199
Matane to Ste. Felicité.. . . .	9
Ste. Felicité to Mechins.. . . .	14
Mechins to Cap Chat.. . . .	13
Cap Chat to Ste. Anne.. . . .	9
Ste. Anne to Martin River.. . . .	15
Martin River to Claude River.. . . .	11
Claude River to Mount Louis.. . . .	6½
Mount Louis to St. Antoine.. . . .	7½
St. Antoine to Lit. Madeleine.. . . .	5
Lit. Madeleine to Cap Madeleine.. . . .	4
Cap Madeleine to Grand Valley.. . . .	6½
Grand Valley to Pte. Vallée.. . . .	3½
Pte. Vallée to Pte. Frigate.. . . .	4
Pte. Frigate to Chlorydomes.. . . .	5½
Chlorydomes to Pte. Sèche.. . . .	2½
Pte. Sèche to Grand Etang.. . . .	3
Grand Etang to Anse à Valeau.. . . .	6½
Anse à Valeau to Pte. Jaune.. . . .	3
Pte. Jaune to Little Fox River.. . . .	3
Little Fox River to Fox River.. . . .	3
Fox River to Griffin Cove.. . . .	5½
Griffin Cove to L'Anse à Louise.. . . .	4
L'Anse à Louise to Cap Rosier.. . . .	2
Cap Rosier to Grande Grève.. . . .	11
Grande Grève to Douglastown.. . . .	5
Douglastown to Gaspé Basin.. . . .	8½
Total.. . . .	369½

9 GEORGE V, A. 1919

## DESCRIPTION OF VESSELS EMPLOYED.

Name.	Dimensions.			Tonnage.			Passenger Accommodation.	N. H. P.	Speed, Knots.	Built.		
	Length.	Breadth.	Depth.	Net.	Gross.	Capacity.				At.	In.	Of.
	Ft.	Ft.	Ft.									
A. Tremblay	111	28	10	147	244	400	30	24	7	Mahone	1916	Wood

## TRAFFIC RETURNS.

Calendar Year.	No. of Round Trips.	No. of Passengers Carried.	Tons of Freight Carried.	Live Stock.	Mail.	Subsidy Paid.
						\$ cts.
1907.....	15	2,275	2,200	Nil.	Nil.	8,500 00
1908.....	15	2,225	2,295	Nil.	Nil.	8,500 00
1909.....	15	1,806	2,359	Nil.	Nil.	8,500 00
1910.....	15	1,631	2,525	Nil.	Nil.	8,500 00
1911.....	15	1,801	2,070	Nil.	Nil.	8,500 00
1912.....	15	2,605	2,060	Nil.	Nil.	8,500 00
1913 (a) (Bouchard Bros. service)..	13	1,510	1,378	Nil.	Nil.	7,366 67
1913 (b) (These two trips were made by the "Gaspesien," of the Gaspé and Baie des Chaleurs Line).	2	228	2,975	Nil.	Nil.	1,133 33
1914.....	15	1,523	3,275	Nil.	Nil.	8,500 00
1915.....	15	1,233	3,562	Nil.	Nil.	8,500 00
1916.....	31	1,224	3,921	Nil.	Nil.	8,500 00
1917.....	9	373	641			5,100 00
1918.....	13	<div> In .. 69  Out.. 97  Total.. 166 </div>	<div> 631  1,015  1,646 </div>	<div> Nil.  Nil.  Nil. </div>	<div> Nil.  Nil.  Nil. </div>	<div>   7,892 82  </div>

From 1907 to 1913 the service was performed by Bouchard Bros., Quebec over part of the route covered by the present contract, between the ports of Quebec and Gaspé Basin.

The *Lady of Gaspé* was wrecked on October 13, 1915, after performing twelve trips. The remaining three trips were run by the *Percesien*, of the Gaspé and Baie des Chaleurs Steamship Company, who received \$1,700 for the service.

The steamers *Percesien* and *Gaspesien* were sold by the contractors towards the end of October, 1917.

SESSIONAL PAPER No. 10a

QUEBEC AND THE NORTH AND/OR SOUTH SHORES OF THE GULF OF  
ST. LAWRENCE, AND/OR PRINCE EDWARD ISLAND, NOVA SCOTIA  
NEWFOUNDLAND AND THE MAGDALEN ISLANDS.

THE GULF OF ST. LAWRENCE SHIPPING AND TRADING CO.

Contract No. 76.

T. & C. File No. 22074.

*Vote 173.—Steam Service between Quebec and ports on the North and/or South Shores of the Gulf of St. Lawrence, and/or between ports in Prince Edward Island, Nova Scotia, Newfoundland and the Magdalen Islands—*

1918-19.. . . .	No subsidy voted.
1919-20.. . . .	\$70,000

(Although no subsidy was granted last year for this service in its present form, the present vote replaces the following votes of 1918-19, which are now discontinued).

Quebec and Harrington.. . . .	\$28,000
Quebec and Gaspé Basin.. . . .	8,500
Mainland and Magdalen Islands.. . . .	18,000
	<hr/>
	\$54,500

The subsidy of \$20,000 for a service between Prince Edward Island, Cape Breton and Newfoundland was also eliminated at the beginning of the fiscal year 1918-19.

*Contractors.*—The Gulf of St. Lawrence Shipping and Trading Company, Ltd., of Quebec, Que.

*Date of Contract.*—November 20, 1918. (Authorized by Order in Council of October 2, 1918.)

*Duration of Contract.*—From the opening of navigation, 1919, to the close of navigation, 1923.

*Service and Ports of Call.*—(1) Quebec and South Shore service. Two round trips a month from Quebec, calling at Cap Chat, Mont Louis, Fox River, Douglastown, Gaspé Basin, Summerside, Charlottetown, Pictou and Cheticamp, to Port aux Basques or other port in Newfoundland, returning to Quebec via Amherst, in the Magdalen Islands, Gaspé Basin, Douglastown, Fox River, Mont Louis and Cap Chat.

(2) Quebec and North Shore service.

(a) One round trip each month from Quebec to Godbout, Seven Islands, Clarke City, Mingan, Esquimaux Point, Natashquan, Harrington Harbour and Bras d'Or Bay, returning to Quebec, calling at the aforesaid ports.

(b) One round trip each month from Quebec to Godbout, Seven Islands, Clarke City, Mingan, Esquimaux Point, Natashquan, Harrington Harbour, and port or ports on the western coast of Newfoundland, returning to Quebec via Natashquan, Esquimaux Point, Mingan, Clarke City, Seven Islands and Godbout.

(c) Two round trips each month from Quebec to Natashquan, calling each way at Bersimis, Godbout, Trinity Bay, Egg Island, Pentecost, Seven Islands, Clarke City, Rivière aux Graines, Sheldrake, Thunder River, Magpie, St. John's River, Longue Pointe, Mingan, Esquimaux Point and Piastre Bay, provided that suitable range lights be placed by the Government at the last-named place.

9 GEORGE V, A. 1919

The above-mentioned services are to be run during the season of navigation on the St. Lawrence, in each of the years 1919 to 1923, both included.

(3) Two round trips each week between Pictou, Souris, and Amherst, Grindstone and Pointe Basse in the Magdalen Islands, calling also at Etang du Nord and Grand Entry once each week, and calling at Bryan Island once each month in June, July, August and September. All the aforesaid service is to be maintained from the opening until the closing of navigation at the Magdalen Islands in each year from 1919 to 1923, both included. In case navigation closes at Pictou before it closes at the Islands, some port in Cape Breton, to be approved by the Minister, shall be substituted for Pictou. Calls at Grand Entry will not be required after the end of September in each year.

*Subsidy.*—\$70,000 per annum, divided as follows:—

(1) Quebec and South Shore service: \$1,428.57 per round trip for 14 round trips, the total amount to be not more than \$20,000 per annum.

(2) Quebec and North Shore service: (a) and (b) \$1,428.57 per round trip for 14 round trips between Quebec and Newfoundland or Quebec and Bras d'Or Bay, the total amount to be not more than \$20,000 per annum.

(c) \$714.28 per round trip for 14 round trips by the steamer *Guide* between Quebec and Natashquan, the total amount to be not more than \$10,000 per annum.

(3) Magdalen Islands and the mainland service: \$20,000 per annum, payable in equal instalments.

*Mails.*—To be carried free.

*Delays at Wayports.*—If, at any port where boats are used for loading and discharging freight, such boats do not come out to the steamer within 30 minutes after the said steamer has anchored, the steamer shall be at liberty, at the captain's discretion, to proceed on her voyage. Notice of arrival must be given by steam whistle or otherwise at the time of anchoring.

#### DISTANCES.

(1) Quebec and South Shore Service:—		Miles.
Quebec to Cap Chat.. . . .		235
Cap Chat to Mont Louis.. . . .		42
Mont Louis to Fox River.. . . .		57
Fox River to Douglastown.. . . .		28
Douglastown to Gaspé Basin.. . . .		8
Gaspé Basin to Summerside.. . . .		175
Summerside to Charlottetown.. . . .		40
Charlottetown to Pictou.. . . .		40
Pictou to Cheticamp.. . . .		85
Cheticamp to Port aux Basques.. . . .		115
		<hr/>
Port aux Basques to Amherst, M.I.. . . .		825
Amherst to Gaspé Basin.. . . .		125
		145
		<hr/>
		1,095



## SESSIONAL PAPER No. 10a

## (2) Quebec and North Shore Service:—

	Miles.
Quebec to Godbout.. . . .	224
Godbout to Pt. des Monts.. . . .	8½
Pt. des Monts to Trinity Bay.. . . .	6
Trinity Bay to Egg Island.. . . .	12½
Egg Island to Pentecost.. . . .	12
Pentecost to Shelter Bay.. . . .	17
Shelter Bay to Clarke City.. . . .	13
Clarke City to Seven Islands.. . . .	8½
Seven Islands to Moisie.. . . .	18
Moisie to Rivière aux Graines.. . . .	35
Rivière aux Graines to Sheldrake.. . . .	12
Sheldrake to Thunder River.. . . .	5
Thunder River to Magpie.. . . .	18½
Magpie to St. John's River.. . . .	6
St. John's River to Long Point.. . . .	8½
Long Point to Mingan.. . . .	5
Mingan to Esquimaux Point.. . . .	17
Esquimaux Point to Natashquan.. . . .	77½
Natashquan to Harrington.. . . .	122½
	626½
Harrington to Bras d'Or Bay.. . . .	100
Harrington to Bonne Bay, Nfld.. . . .	100

## (3) Mainland and Magdalen Islands Service:—

	Miles.
Pictou to Souris.. . . .	50
Souris to Etang du Nord.. . . .	76
Etang du Nord to Amherst.. . . .	33
Amherst to Grindstone.. . . .	9
Grindstone to Pointe Basse.. . . .	4
Pointe Basse to Grand Entry.. . . .	15
	187
Etang du Nord to Bryan Island.. . . .	50

## TRAFFIC RETURNS.

- (1) Quebec and North Shore service:—See page 76.  
 (2) Quebec and South Shore service:—See page 76.  
 (3) Magdalen Islands and mainland service:—See page 58.

SUMMER SERVICE BETWEEN RIVIÈRE DU LOUP AND TADOUSSAC  
AND OTHER NORTH SHORE PORTS.

Contract No. 62.  
 T. & C File 15931.

*Steam Service between Rivière-du-Loup, Tadoussac and other North Shore ports—*

1918-19.. . . .	\$6,000
1919-20.. . . .	No subsidy voted.

No service was performed during 1917 or 1918.

## ST. CATHERINE'S BAY AND TADOUSSAC.

JOSEPH TREMBLAY, ALEXIS.

Contract No. 24.  
 T. & C. File No. 19014.

*Vote 174.—Winter steam service between St. Catherine's Bay and Tadoussac—*

1918-19.. . . .	No subsidy voted.
1919-20.. . . .	\$886.67

*Contractor.*—Jos. Tremblay, Alexis, Chicoutimi, Quebec.

*Date of Contract.*—October 29, 1917.

9 GEORGE V, A. 1919

*Duration of Contract.*—November 15, 1917, to May 15, 1918.

*Service and Ports of Call.*—(a) Two round trips each day (Sunday excepted) between St. Catherine's Bay and Tadoussac; and one round trip on such Sundays as may be necessary to carry mails in case the said mails have been delayed and have not been transported on the regular trips as required under this contract on the previous day. (b) One round trip each month between Tadoussac and Escoumains, and one round trip each month between Grosse Roche and Tadoussac. (c) In addition to trips enumerated in (a) and (b), after the 15th of April one round trip per week from Tadoussac to Rivière-du-Loup.

*Subsidy.*—\$3,500 per annum, payable in instalments on the last days of November, December, January, February, March, April and May. The vote of \$886.67 is to pay subsidy for the service performed from April 1 to May 15, 1918. As there was no money voted for this service in 1918-19, \$886.67 was paid to the contractor to cover the completion of his contract, and the payment was charged to "Unforeseen Expenses," which account will be repaid by the vote for 1919-20.

*Mails.*—To be carried free.

*Distance.*—St. Catherine's Bay to Tadoussac, 3 miles.

#### DESCRIPTION OF VESSEL EMPLOYED.

Name.	DIMENSIONS.			TONNAGE.			Passenger Accommodation.	Refrigerator Space.	N. H. P.	Speed.	BUILT.		
	Length.	Breadth.	Depth.	Net.	Gross.	Capacity.					At	In	Of
	Ft.	Ft.	Ft.					C. Ft.		Knots			
Ha. Ha.	51.2	15	6	22	38	—	—	Nil.	17	—	Quebec.	1913	Wood
Georges William.	71.9	12.3	10	26	52	—	—	Nil.	29	—	Escoumains	1913	Wood

SESSIONAL PAPER No. 10a

## TRAFFIC RETURNS.

Year.	No. of Round Trips Run.	Passengers No.	Freight Tons.	Live Stock No.	MAILS.		Subsidy Paid.
					Bags.	Sacks.	
							\$ cts.
*Feb. 15 to May 15, 1909.....	150	359	6	9	260	Nil.	2,250 00
†1910.....	272	479	8	38	462	167	4,019 52
†1911.....	284	452	29	56	667	116	3,357 91
†1912.....	277	637	31	111	705	141	3,364 09
†1913.....	286	629	40	96	919	152	3,459 32
†1914.....	259	545	43	58	852	257	2,623 65
†1915.....	268	567	77	96	966	439	3,849 98
‡1916 (to April 30)...	124	{ In 114 Out 138	{ 18 24	{ 16 18	{ 291 124	{ 189 35	{ 1,458 33
	Total....	252	42	34	415	224	
(a) 1917.....	354	{ In 195 Out 179	{ 15 6	{ 18 11	{ 1,519 807	{ 648 388	{ 3,982 82
	Total....	374	21	29	2,326	1,036	
1918.....	226	{ In.... 255 Out.... 199	{ 5 7	{ 15 7	{ 392 347	{ 631 427	{ 2,737 18
	Total.....	454	12	22	739	1,058	

\*Service performed by Price Bros., Quebec.

†Service performed by La Cie Trans-St. Laurent.

‡Service performed by the Quebec and Lévis Ferry Co.

(a) Includes returns from November 17, 1916, at which date the service was taken over by Mr. Tremblay.

## ST. JOHN AND PORTS IN CUMBERLAND BASIN.

## HARBINGER STEAMSHIP COMPANY, LTD.

Contract No. 59.

T. &amp; C. File No. 17490.

Vote 175—Steam Service between St. John and ports in Cumberland Basin—

1917-18..... \$3,000

1918-19..... 3,000

Contractors.—The Harbinger S. S. Co., Ltd., of River Hebert, N.S.

Date of Contract.—March 12, 1917. This was not renewed for 1918.

Duration of Contract.—From the opening to the close of navigation in 1917.

Service.—Weekly.

Ports of Call.—St. John, Albert, Riverside and Harvey, N.B., and Joggin's Mines Minudie and River Hebert in Cumberland County, N.S. A call is required at Amherst Point Wharf, when there is freight to be taken on or put off there.

Government Wharves.—Steamer must call whenever possible.

9 GEORGE V, A. 1919

*Subsidy.*—\$3,000, payable in equal instalments of \$1,000 on July 1, October 1, and on the completion of the service.

*Mails.*—To be carried free.

## DISTANCES.

	Miles.
St. John to Harvey.. . . .	75
Harvey to Riverside.. . . .	4
Riverside to Joggins.. . . .	13
Joggins to Amherst Point.. . . .	18
Amherst Point to Minudie.. . . .	3
Minudie to River Hebert.. . . .	8
<b>Total.. . . .</b>	<b>121</b>

## DESCRIPTION OF VESSEL EMPLOYED.

Name.	DIMENSIONS.			TONNAGE.			Passenger Accommodation.	N. H. P.	Speed.	BUILT.		
	Length.	Breadth.	Depth.	Net.	Gross.	Capacity.				At	In	Of
	Ft.	Ft.	Ft.						Knots			
Harbinger.....	97	20	8.4	46	108	100	46	16	8	Shelburne, N.S.	1901	Wood

## TRAFFIC RETURNS.

Calendar Year.	No. of Round Trips Run.	Passengers.	Freight.	Live Stock.	Mails.	Subsidy Paid.
1909.....	39	Nil.	1,243	Nil.	Nil.	\$3,000 00
1910.....	38	40	3,055	Nil.	Nil.	3,000 00
1911.....	35	26	1,950	Nil.	Nil.	3,000 00
1912.....	35	24	2,175	Nil.	Nil.	2,837 84
1913.....	31	40	3,675	Nil.	Nil.	2,694 43
1914.....	37	35	3,037	Nil.	Nil.	3,000 00
1915.....	37	38	2,950	Nil.	Nil.	3,000 00
1916.....	32	25	2,444	Nil.	Nil.	2,750 00
1917 .....	34	{ In 3 Out 18 Total.. 21	{ 400 2,350 2,750	{ Nil. Nil.	{ Nil. Nil.	{ 3,000 00
1918.....	No service was performed.					



SESSIONAL PAPER No. 10a

## ST. JOHN AND ST. ANDREWS, N.B.

MARITIME STEAMSHIP COMPANY, LTD.

Contract No. 41.

T. &amp; C. File No. 21229.

*Vote 176.—Steam Service between St. John, N.B., and St. Andrews, N.B.; calling at intermediate points—*

1918-19.....	\$4,000
1919-20.....	4,000

*Contractors.*—The Maritime Steamship Company, Ltd., of Black's Harbour, N.B.

*Date of Contract.*—May 23, 1918.

*Duration of Contract.*—April 1, 1918, to March 31, 1919.

*Service and Ports of Call.*—A regular service between St. John and St. Andrews, calling at Dipper Harbour, Black's Harbour, Back Bay, Letete, Deer Island, and St. George.

One round trip per week is to be run throughout the year, as follows:—

(a) Leave St. John for St. Andrews on Saturday mornings, calling at Dipper Harbour, Beaver Harbour, Black's Harbour, Back Bay or Letete, Deer Island and Red Store or St. George.

(b) Returning leave St. Andrews for St. John on Tuesday mornings, calling at Letete or Back Bay, Black's Harbour, Beaver Harbour and Dipper Harbour.

*Government Wharves.*—Steamer must call whenever possible.

*Subsidy.*—\$4,000 per annum, payable as follows: On October 1, \$2,000 and on the completion of the service, \$2,000.

*Mails.*—To be carried free.

## DISTANCES.

	Miles.
St. John to Dipper Harbour.....	19
" Beaver Harbour.....	36
" Black's Harbour.....	42
" Lord's Cove.....	50
" Back Bay.....	55
" Letete.....	58
" St. George.....	68
" St. Andrew's.....	80

## DESCRIPTION OF VESSEL EMPLOYED.

Name.	DIMENSIONS.			TONNAGE.			Passenger Accommodation.	N. H. P.	Speed.	BUILT.		
	Length.	Breadth.	Depth.	Net.	Gross.	Capacity.				At	In	Of
Connors Bros.	Ft. 97	Ft. 21.6	Ft. 9	49	133	150	197	30	Knots 8	Shelburne, N.S.	1904	Wood.

## TRAFFIC RETURNS.

Calendar Year.	No. of Round trips Run.	Passengers Carried.	Tons of Freight Carried.	Live Stock.	MAILS.		Subsidy Paid. \$ cts.
					Lock Bags.	Tied Sacks.	
May 1 to Dec. 31, 1909...	26	873	2,762	Nil.	Nil.	Nil.	500 00
1910.....	48	1,040	4,733	Nil.	Nil.	Nil.	2,500 00
1911.....	49	1,058	5,005	Nil.	196	Nil.	3,384 62
1912.....	48	1,095	4,825	Nil.	192	Nil.	3,769 23
1913.....	47	1,091	4,656	Nil.	188	Nil.	4,000 00
1914.....	48	1,121	5,436	Nil.	200	Nil.	4,000 00
1915.....	50	1,276	5,884	Nil.	200	6	4,000 00
1916.....	52	1,275	6,846	Nil.	208	12	4,000 00
1917.....	52	1,289	5,719	Nil.	184	22	4,000 00
1918.....	52	In .. 640	2,755	Nil.	210	Nil.	4,000 00
		Out. 640	4,284	Nil.	288	12	
		Total. 1,280	7,039	Nil.	498	12	

## ST. JOHN AND BRIDGETOWN.

## BRIDGETOWN STEAMSHIP COMPANY.

Contract No. 72.

T. &amp; C. File No. 21180.

*Vote 177.—Steam Service between St. John and Bridgetown—*

1918-19.....	\$2,500
1919-20.....	2,500

*Contractors.*—The Bridgetown Steamship Company, Ltd., of Bridgetown, N.S.*Date of Contract.*—May 6, 1918.*Duration of Contract.*—From the opening to the close of navigation in 1918.

*Service and Ports of Call.*—Weekly; making thirty-two round trips during the season of navigation between St. John and Bridgetown, calling each way at Ray's Creek, Tupperville and Round Hill; and calling fortnightly at Clementsport and Deep Brook.

*Government Wharves.*—Steamer must call whenever possible.

*Subsidy.*—\$78.12 for each round trip, not to exceed a total of \$2,500 for the season, payable on July 1, October 1, and at close of navigation.

*Mails*—To be carried free.

## DISTANCES.

	Miles.
Bridgetown to Upper Granville.....	5½
Granville to Tupperville.....	½
Tupperville to Round Hill.....	7
Round Hill to St. John.....	57
Total.....	70

SESSIONAL PAPER No. 10a

## DESCRIPTION OF VESSEL EMPLOYED.

Name.	DIMENSIONS.			TONNAGE.			Passenger Accommodation.	N. H. P.	Speed, Knots.	BUILT.		
	Length.	Breadth.	Depth.	Net.	Gross.	Capacity.				At	In	Of
	Ft.	Ft.	Ft.									
Valinda.....	95	21.5	9.3	56	117	60	25	19	9½	Liverpool, N.S.....	1911	Wood.

## TRAFFIC RETURNS.

Calendar Year.	Number of Round trips Run.	Number of Passengers Carried.	Tons of Freight Carried.	Live Stock.	Mails.	Subsidy Paid.
1912.....	56	7	5,148	Nil.	Nil.	\$ 2,000
1913.....	36	55	3,021	Nil.	Nil.	2,000
1914.....	35	30	3,845	Nil.	Nil.	2,500
1915.....	36	17	2,313	Nil.	Nil.	2,500
1916.....	35	29	2,554½	Nil.	Nil.	2,500
1917.....	36	28	2,493	Nil.	Nil.	2,500
1918.....	34	{ In... 11 Out... 12	{ 1,392 1,012	{ Nil.	{ Nil.	2,500
		Total 23	2,404	Nil.	Nil.	

## ST. JOHN AND DIGBY.

## DOMINION ATLANTIC RAILWAY COMPANY.

Contract No. 8.

T. &amp; C. File 21028.

*Vote 178.—Steam Service between St. John and Digby—*

1918-19.. . . . .	\$20,000
1919-20.. . . . .	20,000

*Contractors.*—The Dominion Atlantic Railway Company of Kentville, N.S.

On September 1, 1913, this line passed to the control and ownership of the Canadian Pacific Railway, Montreal, Que.

*Date of Contract.*—April 5, 1918.*Duration of Contract.*—April 1, 1918, to March 31, 1919.*Service and Ports of Call.*—Full round daily trips (Sundays excepted) from St. John to Digby and return to St. John.*Connection at St. John.*—On all trips from Digby to St. John the steamer shall arrive at St. John in ample time for passengers, mails and perishable express goods westward bound to be transferred to the C.P.R. afternoon train for Montreal.

9 GEORGE V, A. 1919

In the event of any trip from Digby to St. John or the connection with the west-bound trains at St. John being missed owing to stress of weather, upon satisfactory evidence thereof being furnished the Minister, he may direct that no deduction be made from the subsidy.

*Government Wharves.*—Steamer must call whenever possible.

*Subsidy.*—\$20,000 payable quarterly, in July, October, January and April.

*Mails.*—To be carried free. If during the continuance of this contract other trips are made than as above stated, all mails tendered shall be carried without additional remuneration.

*Distance.*—St. John to Digby, 47 miles.

DESCRIPTION OF VESSELS EMPLOYED.

Name.	DIMENSIONS.			TONNAGE.			PASSENGER ACCOMMODATION.			Refrigerator Space.	N. H. P.	Speed Knots.	BUILT.		
	Length.	Breadth.	Depth.	Net.	Gross.	Capacity.	1st Class.	2nd Class.	3rd Class.				At	In	Of
	Ft.	Ft.	Ft.												
Empress. ....	235	34	28	612	1341	500	450	.....	.....	Nil.	365	16½	New castle-on-Tyne.	1906	Steel.

TRAFFIC RETURNS.

Calendar Year.	No. of Round trips Run.	Number of Passengers Carried.	Tons of Freight Carried.	Live Stock.	Mails..		Subsidies Paid.
1907.....	263	27,068	21,285	Not stated.	Not stated.		\$ cts. 16,245 29
1908.....	314	28,782	21,161	349	{ 2,093 lock bags. 8,413 tied sacks. }		19,935 90
1909.....	313	29,889	22,061	471	Bags.	Sacks.	19,792 50
1910.....	313	32,328	23,163	499	4,414	16,004	19,872 20
1911.....	311	30,834	27,040	406	4,782	17,511	19,870 96
1912.....	312	31,152	26,520	580	5,075	21,340	19,936 71
1913.....	320	39,781	29,507	455	6,434	18,238	19,613 73
1914.....	377	30,957	23,810	1,155	6,049	15,213	19,805 19
1915.....	312	25,795	22,367	617	3,443	25,427	20,000 00
1916.....	315	31,109	32,893	569	3,438	25,186	20,000 00
1917.....	305	27,532	34,772	801	3,421	26,213	20,000 00
1918.....	304	In. 18,710 Out. 19,348	6,125 23,561	742 143	2,432 912	13,303 8,297	} 20,000 00
	Total.....	33,058	29,686	885	3,344	21,600	



SESSIONAL PAPER No. 10a

## ST. JOHN, DIGBY, ANNAPOLIS AND GRANVILLE.

VALLEY STEAMSHIP COMPANY, LTD.

Contract No. 37.

T. &amp; C. File 21019.

*Vote 179.—Steam Service between St. John, Digby, Annapolis and Granville, viz.: along the west coast of the Annapolis Basin—*

1918-19.. . . . .	\$2,000
1919-20.. . . . .	2,000

*Contractors.*—The Valley Steamship Co., Ltd., of Granville Ferry, N.S.

*Date of Contract.*—April 4, 1918.

*Duration of Contract.*—April 1, 1918, to March 31, 1919. .

*Service and Ports of Call.*—A weekly service between St. John, N.B., Annapolis Royal and Granville Ferry, N.S., calling on all trips both ways at Victoria Beach and Littlewoods Wharf (opposite Goat Island), and when tide and weather will permit continuing such trips to Granville Centre, with the privilege on the part of the contractors of further extending the route to Bridgetown, N.S.

During the winter months, in case the ice will not permit the running of the vessel up the Annapolis basin and river, the trip from St. John shall be allowed to terminate at Digby.

*Repairs.*—The contractors have the right at any time to withdraw the steamer for a period of two weeks, and also in addition thereto for a period not exceeding 14 days, for the purpose of inspection or repairs, and may also replace it with another steamer subject to the approval of the minister.

*Government Wharves.*—Steamer must call whenever possible.

*Mails.*—To be carried free.

*Subsidy.*—\$2,000 per annum, payable quarterly in July, October, January and April.

## DISTANCES.

	Miles.
St. John to Annapolis.. . . . .	62
St. John to Victoria Beach.. . . . .	45
Victoria Beach to Port Wade.. . . . .	5
Port Wade to Granville Ferry.. . . . .	12
Granville Ferry to Granville Centre.. . . . .	4
Granville Centre to Annapolis.. . . . .	4
Granville Ferry to Annapolis.. . . . .	<u>3</u>
Distance between terminal points <i>via</i> way ports.. . . . .	<u>70</u>

## DESCRIPTION OF VESSEL EMPLOYED.

NAME.	DIMENSIONS.			TONNAGE.			Passenger Accommodation.	N. H. P.	Speed.	BUILT.		
	Length.	Breadth.	Depth.	Net.	Gross.	Capacity.				At	In	Of
	Ft.	Ft.	Ft.						Knots			
Granville.....	112	22	9	49	139	100	38	24	9	Shelburne..	1909	Wood.

9 GEORGE V, A. 1919

TRAFFIC RETURNS.

Calendar Year.	No. Round trips Run.	Number Passengers Carried.	Tons Freight.	Live Stock.	Mails.	Subsidy Paid.
1907.....	52	100	2,721	Nil.	Nil.	1,500 00
1908.....	50	131	3,119	Nil.	Nil.	1,500 00
1909.....	51	58	3,069	Nil.	Nil.	1,471 15
1910.....	49	118	2,868	Nil.	Nil.	1,500 00
1911.....	47	60	2,694	Nil.	Nil.	1,500 00
1912.....	50	66	3,386	Nil.	Nil.	1,500 00
1913.....	51	57	2,788	Nil.	Nil.	1,500 00
1914.....	52	69	3,024	Nil.	Nil.	1,875 00
1915.....	50	39	3,079	Nil.	Nil.	1,961 55
1916.....	50	77	4,069	Nil.	Nil.	2,000 00
1917.....	45	78	3,299	Nil.	Nil.	1,875 00
1918.....	44	In .. 26	2,417	Nil.	Nil.	2,000 00
		Out.. 48	1,559	Nil.	Nil.	
		Total 74	3,976	Nil.	Nil.	

ST. JOHN AND PORTS ON THE BAY OF FUNDY AND MINAS BASIN.

BAY OF FUNDY AND MINAS BASIN STEAMSHIP CO., LTD.

Contract No. 71.

T. & C. File 21252.

*Vote 180.—Steamship Service between St. John, N.B., and ports on the Bay of Fundy and Minas Basin, and Margareville, N.S.—*

1918-19.. . . . .	\$8,000
1919-20.. . . . .	8,000

*Contractors.*—The Bay of Fundy and Minas Basin Steamship Company, Ltd., of Margareville, N.S.

*Date of Contract.*—May 30, 1918.

*Duration of contract.*—From the opening to the close of navigation in 1918.

*Service and Ports of Call.*—A regular weekly service between St. John, N.B., and Margareville, N.S., calling each way at Hampton, Port Lorne, Port George, Morden, Ogilvie's Wharf, Harbourville and Hall's Harbour, and every two weeks at Parker's Cove and Scott's Bay. Thirty-six round trips are to be made during the season of navigation.

*Government Wharves.*—Steamers must call whenever possible.

*Subsidy.*—\$3,000 per annum, payable in quarterly instalments in June, August, October, and on the close of navigation.

*Mails.*—To be carried free.

## SESSIONAL PAPER No. 10a

## DISTANCES.

St. John to Hampton.. . . . .	40
Hampton to Port Lorne.. . . . .	5
Port Lorne to Port George.. . . . .	7
Port George to Margaretville.. . . . .	6
Margaretville to Morden.. . . . .	6
Morden to Ogilvie's Wharf.. . . . .	4
Ogilvie's Wharf to Harbourville.. . . . .	3
Harbourville to Hall's Harbour.. . . . .	12
Hall's Harbour to Scott's Bay.. . . . .	12
<b>Total.. . . . .</b>	<b>95</b>

## DESCRIPTION OF VESSEL EMPLOYED.

NAME.	DIMENSIONS.			TONNAGE.			Passenger Accommodation.	N. H. P.	Speed.	BUILT.		
	Length.	Breadth.	Depth.	Net.	Gross.	Capacity.				At	In.	Of.
	Ft.	Ft.	Ft.						Knots			
Ruby L.....	93	20	8.6	51	119	100	20	16	9½	Margaretville.	1906	Wood

## TRAFFIC RETURNS.

Calendar Year.	No. of Round Trips Run.	Number of Passengers Carried.	Tons of Freight Carried.	Live Stock.	Bags, Mail.	Subsidy Paid.
1911.....	69	283	5,068	Nil.	Nil.	\$ 5,105 35
1912.....	113	707	8,839	Nil.	Nil.	8,000 00
1913.....	106	604	8,569	Nil.	Nil.	7,812 50
1914.....	100	436	8,874	Nil.	Nil.	7,547 17
1915.....	76½	190	6,530	Nil.	Nil.	5,914 83
1916.....	93	261	7,305	Nil.	Nil.	6,122 52
*1917.....	83	121	6,648½	Nil.	Nil.	4,919 88
1918.....	27	{ In.... 23 Out... 29	{ 1,555 885	{ Nil. Nil.	{ Nil. Nil.	{ 2,249 91
		Total. 52	2,440	Nil.	Nil.	

\*In 1917 Sixteen trips were performed by Arthur Longmire of Hillsburn, N.S. with the S. S. *Alice Longmire*, between St. John and Anderson's Cove. These are included in the 1917 traffic returns shown above.

In 1911 only two steamers were employed, and the St. John and Margaretville service was not included in the contract.

In 1915 the *Brunswick* did not commence running on route "B" until August 27.

## ST. JOHN, WESTPORT AND YARMOUTH AND OTHER WAY PORTS.

HUGH CANN & SON, LTD.

Contract No. 42A.

T. & C. File No. 17486.

Vote 181.—*Steam Service or Services between St. John, Westport and Yarmouth and other way ports—*

1918-19.. . . . .	\$10,000
1919-20.. . . . .	10,000

Contractors.—Hugh Cann & Son, Ltd., of Yarmouth, N.S.

Date of Contract.—March 12, 1917.

Duration of Contract.—April 1, 1917, to March 31, 1920. If the new steamer mentioned in the subsidy clause is not placed on the route prior to March 31, 1918, the contract will terminate on that date.

Service and Ports of Call.—Seventy round trips are to be made during the period covered by the contract, between St. John, Westport and Yarmouth, calling on each trip both ways at Freeport and Tiverton, unless ice prevents.

Four round trips are to be made in each of the months of April, November, December, January, February and March; 6 round trips in the month of May; and 8 round trips in each of the months of June, July, August, September and October.

Government Wharves.—Steamer must call whenever possible.

Subsidy.—\$6,000, payable as follows: \$85.71 for each round trip performed, to be paid at the close of June, September, December and March.

If the contractors place a new steamer on the service in place of the *John L. Cann*, as agreed upon, the subsidy is to be \$142.86 per trip, or a total of \$10,000 per annum. (The new steamer, the *Keith Cann*, was placed on the route early in 1918.)

Mails.—To be carried free.

DISTANCES.

	Miles.
St. John to Tiverton . . . . .	51
Tiverton to Freeport . . . . .	11
Freeport to Westport . . . . .	1
Westport to Yarmouth . . . . .	33
Total . . . . .	96

DESCRIPTION OF VESSEL EMPLOYED.

Name.	DIMENSIONS.			TONNAGE.			Passenger Accommodation.	N. H. P.	Speed Knots.	BUILT.		
	Length.	Breadth.	Depth.	Net.	Gross.	Capacity.				At	In	Of
	Ft.	Ft.	Ft.			Not stated						
John L. Cann.....	97.8	19.8	9	77	166	.....	29	34	9½	Yarmouth, N.S	1891	Wood
Keith Cann.....	120.0	25.8	11.8	176	299	350	28	53	11½	Shelburne, N.S.	1917	Wood

TRAFFIC RETURNS.

Calendar Year.	No. of Round trips Run.	Number of Passengers Carried.	Tons of Freight Carried.	Live Stock.	Mails.	Subsidy Paid.
1913.....	36½	408	1,808	Nil.	Nil.	2,100 00
1914.....	81	959	4,497	Nil.	Nil.	5,871 18
1915.....	79½	1,192	5,684	Nil.	Nil.	6,000 00
1916.....	79½	1,258	5,723	Nil.	Nil.	6,000 00
1917.....	78½	1,290	6,598	Nil.	Nil.	5,999 70
1918.....	75½	{ In.. 668 Out. 625	{ 3,637 8,183	{ Nil.	{ Nil.	{ 9,943 05
	Total	1,293	11,820			



SESSIONAL PAPER No. 10a

ST. STEPHEN, N.B., ST. CROIX RIVER POINTS, DEER ISLAND AND CAMPOBELLO, ETC.

DEER ISLAND AND CAMPOBELLO STEAMBOAT COMPANY.

Contract No. 31.

T. & C. File No. 15490.

*Vote 182.—Steam Service during the year 1919 between St. Stephen, N.B., St. Croix River points, Deer Island, Campobello and the inner islands, Passamaquoddy Bay and L'Etete or Back Bay—*

1918-19.. . . .	\$6,000
1919-20.. . . .	6,000

*Contractors.*—The Deer Island and Campobello Steamboat Company, of St. Stephen, N.B.

*Date of Contract.*—March 19, 1915.

*Duration of Contract.*—January 1 to December 31, 1915.

This contract was not renewed for 1916, but the company kept the *Viking* on the route until April 15, 1916, when the certificate for this steamer expired. The service was then continued with a gasoline launch *Casarco 3rd* until November 30, 1916, and payment of subsidy earned during 1916 was authorized by Order in Council.

No contract was entered into for this service for 1917 or 1918, and no service was performed during those years.

*Service and Ports of Call.*—(a) During the months of May to October, inclusive, three trips each week from L'Etete or Back Bay to St. Stephen and return, calling each way at Lord's Cove, Richardson, Leonardville, Wilson's Beach, Welch Pool, Eastport (Maine), Indian Island, Fairhaven and St. Andrews.

(b) During the months of June, July, August and September, one trip each week from St. Andrews to L'Etete or Back Bay.

(c) During the months from November to April, inclusive, two round trips each week from L'Etete or Back Bay to St. Stephen and return, calling each way at Lord's Cove, Richardson, Leonardville, Wilson's Beach, Welch Pool, Eastport (Maine), Indian Island, Fairhaven and St. Andrews; and

(d) During the said months from November to April, inclusive, one trip each week from L'Etete or Back Bay to St. Andrews and return, calling each way at Lord's Cove, Richardson, Leonardville, Wilson's Beach, Welch Pool, Eastport (Maine), Indian Island and Fairhaven.

*Government Wharves.*—Steamer must call whenever possible.

*Condition of "Viking."*—Should the steamship *Viking* not be in sufficiently good condition to pass a satisfactory inspection by the Department of Marine and Fisheries during the current summer, this contract shall be cancelled, unless the contractors are able to make necessary repairs in a reasonable time.

*Subsidy.*—\$6,000, of which \$3,000 is payable on July 1, and the balance on the completion of the service.

*Mails.*—To be carried free.

9 GEORGE V, A. 1919

DISTANCES.

	Miles.
St. Stephen to St. Andrews. . . . .	16
St. Andrews to Fairhaven. . . . .	8
Fairhaven to Indian Island. . . . .	4
Indian Island to Eastport. . . . .	2
Eastport to Welchpool. . . . .	2
Welchpool to Wilson's Beach. . . . .	4
Wilson's Beach to Leonardville. . . . .	3
Leonardville to Richardsonville. . . . .	2
Richardsonville to Lord's Cove. . . . .	1
Lord's Cove to L'etete. . . . .	5
Lord's Cove to Back Bay. . . . .	7
Total. . . . .	49

DESCRIPTION OF VESSEL EMPLOYED.

Name.	DIMENSIONS.			TONNAGE.			Passenger Accommodation.	N. H. P.	Speed—Knots.	BUILT.		
	Length.	Breadth.	Depth.	Net.	Gross.	Capacity.				At	In	Of
	Ft.	Ft.	Ft.			Not						
Viking.....	75	21	6.3	86	127	stated	145	17	10	Ashtabula, Ohio	1891	Wood

TRAFFIC RETURNS.

Calendar Year.	Number of Round Trips Run.	Number of Passengers Carried.	Tons of Freight Carried.	Live Stock.	Mails.	Subsidy Paid.
1907.....	156	9,200	2,530	Not stated.	Not stated.	\$ 3,000
1908.....	156	8,392	1,210	Nil.	3,232 bags. 3½ sacks.	3,000
1909.....	156	7,124	1,318	Nil.	4,980 bags. 78 sacks.	3,000
1910.....	167	6,880	1,180	Nil.	5,252 bags.	3,000
1911.....	156	6,753	1,220	Nil.	4,590 bags.	3,000
1912.....	131	8,230	1,267	Nil.	4,432	4,000
1913.....	173½	8,958	1,489	Nil.	4,725	6,000
1914.....	148	8,501	1,493	Nil.	4,244	6,000
1915.....	174	{ In 4,029 Out 5,277	{ 196 1,215	{ Nil. Nil.	{ 2,648 2,770	{ 6,000
		Total 9,306	1,411	Nil.	5,418	
1916.....	161½	{ In.... 1,452 Out .. 2,138	{ 180 540	{ ..... .....	{ 2,468 2,558	{ 5,500
		Total. 3,590	720	.....	5,026	
1917.....		No service was performed.				
1918.....		No service was performed.				

SESSIONAL PAPER No. 10a

## SYDNEY AND BAY ST. LAWRENCE.

THE NORTH SHORE STEAMSHIP COMPANY, LTD.

Contract No. 33.

T. &amp; C. File No. 21062.

*Vote 183.—Steam Service during the season of 1919, between Sydney and Bay St. Lawrence calling at way ports—*

1918-19. . . . .	\$6,000
1919-20. . . . .	6,000

*Contractors.*—The North Shore Steamship Company, Limited, of Sydney, N.S.

*Date of Contract.*—April 15, 1918.

*Duration of Contract.*—From the opening to the close of navigation in the year 1918.

*Services and Ports of Call.*—From the opening of navigation until June 15, and from October 15 until the close of navigation, one full round trip each week between Sydney and St. Anne's Bay, calling both going and returning at North Sydney, Breton Cove, Englishtown and North River; and one full round trip each week between Sydney and Bay St. Lawrence, calling at North Sydney, Ingonish, Neil's Harbour and Dingwall; returning calling at Neil's Harbour, Ingonish and North Sydney.

From June 15 to October 15 two full trips each week between Sydney and St. Anne's Bay, with calls as above given; and two full round trips each week between Sydney and Neil's Harbour, calling both going and returning at North Sydney and Ingonish, one trip each week to be extended to Bay St. Lawrence, with calls on the outward trip at Dingwall and Cape North. The Friday trip to Ingonish and Neil's Harbour is to be extended to Dingwall during July and August.

*Government Wharves.*—Steamer must call whenever possible.

*Subsidy.*—\$6,000, payable in instalments in June, August and October, and on the close of navigation.

*Mails.*—To be carried free.

## DISTANCES.

	Miles.
Sydney to North Sydney. . . . .	5
" Breton Cove. . . . .	27
" Englishtown. . . . .	39
" North River. . . . .	43
" Ingonish. . . . .	35
" Neil's Harbour. . . . .	47
" Aspy Bay. . . . .	59
" Cape North. . . . .	70
" Bay St. Lawrence. . . . .	85

DESCRIPTION OF VESSEL EMPLOYED.

Name.	DIMENSIONS.			TONNAGE.			Passenger Accommodation.	N. H. P.	Speed—Knots.	BUILT.		
	Length.	Breadth.	Depth.	Net.	Gross.	Capacity.				At	In	Of
Aspy.....	Ft. 113	Ft. 25	Ft. 8·5	99	215	250	250	42	10	Shelburne, N.S.	1910	Wood.

TRAFFIC RETURNS.

Calendar Year.	No. of Round Trips Run.	No. of Passengers Carried.	Tons of Freight Carried.	Live Stock.	Mails.	Subsidy Paid.
*1907.....	110	2,766	1,567	Not stated.	Nil.	\$ 1,500
*1908.....	123	3,863	1,945		Nil.	1,500
1909.....	.....	2,875	475	Nil.	Nil.	6,500
1910.....	116	2,115	645	80	Nil.	6,500·
1911.....	111	2,686	654	30	Nil.	6,500
1912.....	112	2,550	890	160	Nil.	6,500
1913.....	122	2,300	960	95	Nil.	6,000
1914.....	110	1,715	860	45	Nil.	6,000
1915.....	112	1,360	765	130	Nil.	6,000
1916.....	110	1,510	835	45	Nil.	6,000
1917.....	114	1,515	1,120	55	Nil.	6,000
1918.....	113 {	In... 825	450	Nil. 226	} Nil.	6,000
		Out. 855	810			
	Total.....	1,680	1,260	226		

\*The service was performed by the Bras d'Or Steamboat Co , of North Sydney, N.S., during 1907 and 1908.

SYDNEY AND WHYCOCOMAGH.

THE BRAS D'OR STEAMBOAT COMPANY, LTD.

Contract No. 34.

T. & C. File No. 21077.

Vote 184.—Steam Service during the season 1919 between Sydney and Whycocomagh—

1918-19.. . . . .	\$3,000
1919-20.. . . . .	3,000

Contractors.—The Bras d'Or Steamboat Company, Limited, of North Sydney, N.S.

Date of Contract.—April 18, 1918.

Duration of Contract.—From the opening to the close of navigation in 1918.

Service and Ports of Call.—From the opening of navigation to June 30, and from October 18 to close of navigation, two full round trips each week; and from June 30 to September 30, three full round trips each week, between Sydney and Whyco-



## SESSIONAL PAPER No. 10a

comagh, calling both going and returning at North Sydney, Big Bras d'Or, New Campbellton, Boularderie, Ross Ferry, Big Harbour, Kempt Head, Baddeck, Washabuck Centre, Nyanza and Little Narrows.

*Subsidy.*—\$3,000, of which \$1,500 is payable on August 15, and the balance on the completion of the service.

*Government Wharves.*—Steamer must call whenever possible.

*Mails.*—To be carried free.

DISTANCES.		Miles.
Sydney to North Sydney		5
North Sidney to Big Bras d'Or		20
Big Bras d'Or to New Campbellton		2
New Campbellton to Boularderie Centre		7
Boularderie Centre to Ross Ferry		7
Ross Ferry to Big Harbour		2
Big Harbour to Kempt Head		6
Kempt Head to Baddeck		5
Baddeck to Washabuck		5
Washabuck to Nyanza		6
Nyanza to Little Narrows		10
Little Narrows to Whycomagh		7
Total		82

## DESCRIPTION OF VESSEL EMPLOYED.

Name.	DIMENSIONS.			TONNAGE.			Passenger Accommodation.	N. H. P.	Speed.	BUILT.		
	Length.	Breadth.	Depth.	Net.	Gross.	Capacity.				At	In	Of
	Ft.	Ft.	Ft.						Knots.			
Marion.....	150	26.5	8	269	478	100	400	49	12	New York, U.S.A.	1876	Wood

## TRAFFIC RETURNS.

Calendar Year.	No. of Round Trips Run.	No. of Passengers Carried.	Tons of Freight Carried.	Live Stock.	Mails.	Subsidy Paid.
						\$ cts.
1907.....	83	4,032	1,241	Not stated.	Nil.	1,000 00
1908.....	82	4,007	1,242		Nil.	1,000 00
1909.....	85	4,496	1,437		Nil.	2,000 00
1910.....	88	6,049	1,403		Nil.	3,000 00
1911.....	78	6,051	1,690	4,738	Nil.	3,000 00
1912.....	84	5,919	1,820	4,693	Nil.	3,000 00
1913.....	89	6,404	1,607	5,343	Nil.	3,000 00
1914.....	78	5,879	1,554	5,458	Nil.	3,000 00
1915.....	80	5,773	1,556	4,081	Nil.	3,000 00
1916.....	81	6,655	1,794	3,631	Nil.	3,000 00
1917.....	79	6,399	2,029	2,674	Nil.	3,000 00
1918.....	79	In . . 2,275 Out. 2,481	1,094 1,325	2,668 180	} Nil.	3,000 00
Total.....		4,756	2,319	2,848		

9 GEORGE V, A. 1919

## SYDNEY AND THE EAST COAST OF CAPE BRETON.

## THE MERCHANTS' TRANSPORTATION COMPANY.

Contract No. 68.

T. &amp; C. File No. 21725.

*Steam Service from Sydney, N.S., around the East Coast of Cape Breton to Hastings, and return to Sydney via the Bras d'Or Lakes—*

1918-19.. . . . .	\$5,500
1919.. . . . .	No subsidy voted.

*Contractors.*—The Merchants' Transportation Company, of Sydney, N.S.

*Date of Contract.*—February 20, 1917

*Duration of Contract.*—From the opening to the close of navigation, 1917. This contract was not renewed.

*Service and Ports of Call.*—Sailing every seven days from Sydney, N.S. to Hastings, N.S., calling at the following ports:—

North Sydney, Port Morien, Main-a-dieu, Louisburg, Gabarus, L'Ardoise, Petit de Grat, Arichat, West Arichat, Mulgrave and Hawkesbury, and returning thence to Sydney, calling at Grandique, Poulamond, St. Peter's, Johnston's Harbour, Irish Cove, Big Pond, North Side East Bay, South Side East Bay, Castle Bay, Grand Narrows and North Sydney.

*Government Wharves.*—Steamer must call whenever possible.

*Subsidy.*—\$5,500, of which \$2,750 is payable on August 1, and the balance on the close of navigation.

*Mails.*—To be carried free.

## DISTANCES.

	Miles.
Sydney to North Sydney.. . . . .	5
North Sydney to Port Morien.. . . . .	27
Port Morien to Main-a-dieu.. . . . .	14
Main-a-dieu to Louisburg.. . . . .	15
Louisburg to Gabarus.. . . . .	13
Gabarus to L'Ardoise.. . . . .	45
L'Ardoise to Petit de Grat.. . . . .	13
Petit de Grat to Arichat.. . . . .	7
Arichat to Mulgrave.. . . . .	20
Mulgrave to Hawkesbury.. . . . .	2
Hawkesbury to Hastings.. . . . .	3
Hastings to Grandique.. . . . .	20
Grandique to Poulamond.. . . . .	3
Poulamond to St. Peter's.. . . . .	10
St. Peter's to Johnston's Harbour.. . . . .	8
Johnston's Harbour to Irish Cove.. . . . .	10
Irish Cove to Big Pond.. . . . .	8
Big Pond to North Side East Bay.. . . . .	7
North Side East Bay to South Side East Bay.. . . . .	7
South Side East Bay to Castle Bay.. . . . .	25
Castle Bay to Sydney.. . . . .	66
Total .. . . . .	328

## SESSIONAL PAPER No. 10a

## DESCRIPTION OF VESSEL EMPLOYED.

Name.	DIMENSIONS.			TONNAGE.			PASSENGER ACCOMMO- DATION.			N. H. P.	Speed.	BUILT.		
	Length.	Breadth.	Depth.	Net.	Gross.	Capacity.	1st Class.	2nd Class.	3rd Class.			At	In	Of
	Ft.	Ft.	Ft.								Knots			
Weymouth..	102.7	19	7.6	106	154	100	100	Nil.	Nil.	26	9	Weymouth.	1890	Wood

## TRAFFIC RETURNS.

Calendar Year.	No. of Round Trips Run.	No. of Passengers Carried.	TONS OF FREIGHT CARRIED.		Live Stock.	MAILS.		Subsidy Paid.
			Weight.	Measure- ment.		Lock Bags.	Tied Sacks.	
1911.....	22	128	90	225	5	Nil.	Nil.	\$5,000
1912.....	32	217	730	Nil.	20	Nil.	Nil.	4,000
1913.....	35½	205	850	Nil.	Nil.	Nil.	Nil.	5,500
1914.....	33	40	1,125	Nil.	Nil.	Nil.	Nil.	5,500
1915.....	32	25	975	Nil.	10	Nil.	Nil.	5,500
1916.....	34	35	1,045	Nil.	Nil.	Nil.	Nil.	5,500
1917.....	32	{ In.... 3 Out.... 22 }	{ 185 925 }	Nil.	Nil.	Nil.	Nil.	5,500
	Total...	25	1,110					
1918.....	No service was performed.							

## SYDNEY, BRAS D'OR LAKES, AND CAPE BRETON PORTS.

*Vote 185.—Steam Service from Sydney to Bras d'Or Lake Ports, and Ports on the East and West Coasts of Cape Breton—*

1918-19.....No subsidy voted.  
1919-20.....\$14,000

No contract has yet been entered into for this service.

## SUPERVISION OF SUBSIDIZED STEAMSHIP SERVICES.

*Vote 186.—Expenses in connection with the supervision of Subsidized Steamship Services—*

1918-19.....\$3,000  
1919-20.....3,000

By Order in Council of April 10, 1912, Mr. W. E. Tupper, of Digby, N.S., was appointed Supervising Officer of Subsidized Steamship Services. His salary is \$2,000 per annum, and he is allowed the usual travelling and other contingent expenses.

In December, 1916, Mr. Tupper enlisted for active service overseas. He returned to Canada in 1918, and resumed his position as supervising officer on January 1, 1919.

AUTHORIZED BY STATUTE.

(1-2 Geo. V., Chap. 25.)

CANADA, CHINA AND JAPAN.

CANADIAN PACIFIC RAILWAY Co.

Contract No. 39.

T. & C. File No. 18857.

1918-19.. . . .	\$121,666 66
1919-20.. . . .	121,666 66
(See page 28.)	

AUTHORIZED BY STATUTE.

(8-9 Edward VII. Chapter 36.)

CANADA AND FRANCE.

II. AND A. ALLAN.

Contract No. 32.

T. & C. File 14373.

1918-19.. . . .	\$200,000
1919-20.. . . .	Nil

Contractors.—II. and A. Allan, of Montreal, Que.

Date of Contract.—February 9, 1912.

Duration of Contract.—From the opening of navigation, 1912, to the opening of navigation, 1917. (This contract has not been renewed. The Act referred to above expires on May 19, 1919.)

Service.—Not less than fifteen round voyages, or more than thirty round voyages, yearly between Canada and France, with not less than three of the following steamships: *Scotian, Ionian, Lake Erie, Corinthian, Sicilian, Pomeranian* and *Sardinian*.

The *Pomeranian* and *Sardinian* shall only be employed in the service upon obtaining the approval of the minister therefor, and then only during the season of closed navigation in the St. Lawrence river.

Not less than three of the above steamships are to be employed, each of which shall not be less than 3,000 tons gross, with a carrying capacity of 4,500 tons for freight, and with such cold storage accommodation as the minister may require.

From May to November, inclusive, in each year, there shall be run not less than two full round voyages each month, and during the remaining months of December to April, inclusive, the remaining voyages shall be performed.

Ports of Call.—Terminal ports in Canada:—

During the season of St. Lawrence navigation, Montreal or Quebec.

\*No service was rendered since sailing of the *Corinthian* from London July 20, 1916 and before that date the service was very irregular on account of the war. No subsidy has been paid since March 31, 1916.



## SESSIONAL PAPER No. 10a

During the season of closed navigation on the St. Lawrence, Halifax or St. John, at contractor's option, subject to the approval of the minister.

Ports of call in France, upon each eastbound or westbound trip: Cherbourg or Havre, or both, at the option of the contractors. Each eastbound trip may be extended, at the option of the contractors, to a port or ports in Great Britain; provided that the first port of call after leaving Canada shall be a port in France, and that the last port of departure for Canada shall also be a port in France.

*Speed Required.*—A minimum of 10 knots. The average speed of all the steamships engaged in the service in any one year shall not be less than  $12\frac{1}{2}$  knots. And at the conclusion of each year's service, if the said average speed has not been attained there shall be a pro rata deduction in the total subsidy for the year otherwise payable of \$555.55 per knot for each knot (and so in proportion for each fraction of a knot) less than  $12\frac{1}{2}$  knots, such deduction to apply to each voyage of the steamships engaged in the service.

*Subsidy.*—\$5,555.55 for each round voyage completed at an average speed of 10 knots, and \$555.55 extra for each knot exceeding 10 knots; provided that the total amount of subsidy claimed or paid for each year's service shall not exceed \$200,000.

Subsidy is payable quarterly, in July, October, January and April.

The average speed of all the steamships engaged in the service in any one year shall not be less than  $12\frac{1}{2}$  knots; and at the conclusion of each year's service, if the said average speed has not been attained, there shall be a pro rata deduction in the total subsidy for the year otherwise payable of \$555.55 per knot for each knot (and so in proportion for each fraction of a knot) less than said average speed of  $12\frac{1}{2}$  knots, such deduction to apply to each voyage of the steamships engaged in the service.

*Freight Rates.*—The rates charged for freight to or from any Canadian port included in this contract shall not exceed the rates charged by regular passenger steamers of the same class to or from New York, Boston or Portland, and the minister may at any time revise the rates if he deem it advisable.

No discrimination of any kind shall be made against Canadian merchants or shippers, who shall always have precedence for their freight and goods over all other merchants and shippers.

*Intercolonial Railway Clause.*—Included.

*Canadian Trade Commissioners.*—To be carried free.

*Mails.*—To be carried free.

## DISTANCES.

	Miles.
Montreal to Quebec.. . . . .	139
Quebec to Havre.. . . . .	2,811
St. John to Halifax.. . . . .	292
Halifax to Havre.. . . . .	2,705
Havre to London.. . . . .	200

DESCRIPTION OF VESSELS EMPLOYED.

Name.	DIMENSIONS.			TONNAGE.			PASSENGER ACCOMMODATION.			Refrigerator Space.	N. H. P.	Speed, knots.	BUILT.		
	Length.	Breadth.	Depth.	Net.	Gross.	Capacity.	1st Class.	2nd Class.	3rd Class.				At	In	Of
	Ft.	Ft.	Ft.												
Corinthian..	430	54-2	28-2	4,046	6,270	5,146	32	170	800	12,732	447	12	Belfast....	1900	Steel.
Sicilian.....	430	54-2	28-2	3,963	6,229	5,157	32	170	800	14,966	442	12	Belfast....	1899	Steel.
Sardinian...	400	42-3	34-6	2,788	4,349	4,324	Nil.	147	424	7,500	316	11	Greenock.	1875	Iron.
Pomeranian	381	43-8	33-1	2,700	4,207	3,127	Nil.	120	548	16,211	316	11	Hull.....	1882	Iron.
Lake Erie...	446	52-0	35-5	4,846	7,535	4,641	Nil.	126	750	17,287	660	12½	Glasgow..	1900	Steel.
Scotian.....	515-3	59-8	23-8	6,442	10,322	4,856	Nil.	406	1,012	20,715	1,126	15	Belfast....	1898	Steel.
Ionian.....	470	57-5	37	5,324	8,268	5,142	Nil.	326	1,000	12,610	604	14	Belfast....	1901	Steel.

TRAFFIC RETURNS.

Calendar Year.	Number of Round Trips run.	Number of Passengers Carried.		Tons of Freight Carried.		Live Stock.	Bags Mails.	Subsidies Paid.
1907.....	20	4,690		24,473		Not stated.	Not stated.	\$111,111 00
		2nd Class.	3rd Class.	Weight.	Meas.			
1908.....	24½	1,056	1,813	19,231	5,534	Nil.	1	\$136,110 98
1909.....	24½	1,116	1,873	14,964	9,888	Nil.	16	136,110 98
1910.....	30½	1,595	2,781	19,565	21,061	Nil.	9	190,832 96
1911.....	28	1,116	1,873	14,964	9,888	Nil.	15	175,694 60
1912.....	30	1,791	4,227	18,426	13,153	Nil.	259	203,704 93
1913.....	30	2,150	5,721	15,976	10,867	Nil.	246	202,831 16
1914.....	17	828	2,812	10,937	8,318	Nil.	401	103,310 91
1915.....	17½	68	130	3,350	4,462	Nil.	163	101,346 88
1916.....	1 {	In Nil	Nil.	Nil	Nil.	Nil.	Nil.	6,333 33
	Out "	Nil.	Nil.	450	Nil	Nil.	Nil.	
	Total...	Nil.	Nil.	450	Nil.	Nil.	Nil.	
1917 and 1918.....	No service was performed.							

ORIGIN, QUANTITY AND VALUE OF CARGO EXPORTED FROM CANADA.

Calendar Year.	CANADIAN ORIGIN.			UNITED STATES ORIGIN.			TOTAL.		
	Tons weight.	Tons meas't.	Value \$	Tons weight.	Tons meas't.	Value \$	Tons weight.	Tons meas't.	Value \$
1912.....	7,779	5,590½	1,144,655	1,863	213½	156,074	9,642	5,804	1,300,729
1913.....	9,241	2,536	1,170,884	498	660	42,155	9,739	3,196	1,213,039
1914.....	6,857	3,874	1,087,449	244	302	146,225	7,101	4,176	1,233,674
1915.....	1,452	183	536,461	2	15	9,862	1,454	198	546,323
1916.....	450	—	53,704	—	—	—	450	—	53,704
1917 and 1918.....	No service was performed.								

PRINCIPAL ARTICLES EXPORTED (in 1916).

FROM ST. JOHN.

Canadian Origin.—Peas, meats, and canned salmon.

United States Origin.—Nil.

SESSIONAL PAPER No. 10a

## SOME CLAUSES COMMON TO ALL CONTRACTS.

NOTE.—Some of the principal sections common to all contracts, and as such hereinbefore frequently referred to, read as follows:—

*Proof of Performance of Service to be Furnished.*

The contractors shall furnish and establish at their own expense the necessary agents required for the efficient performance of this contract, and shall with diligence as soon after the completion of each voyage as may be, furnish to the Minister full and complete copies of the manifests of the cargoes and lists of passengers carried on each voyage, duly certified by the proper officers of customs, and also such other documents, information and evidence as may be reasonably required by the Minister to show the volume, extent and value of the trade carried on by the said steamers and the full performance on their part of services, requirements and conditions of this contract, in order to enable him to judge as to whether the terms of this contract have been or are being fully and faithfully carried out and complied with, within the true intent and meaning thereof, and his decision in that respect shall be binding, final and conclusive; and the furnishing of such certificates, documents and evidence as hereinbefore specified shall be a condition, precedent to the payment of the subsidy herein provided for, or any portion thereof, and if in the opinion of the Minister, all the terms of this contract have not been fully complied with by the contractors he may deduct from the subsidy otherwise payable such portion thereof as he may deem fit and proper, taking into consideration all the circumstances connected therewith, and the contractors shall at all times during the continuance of this contract well and faithfully abide by and conform to all such requirements as may be made by the Minister with regard to the said steamers in the performance of this contract.

*Financial Statements.*

It is further understood and agreed that the contractors whenever so required shall furnish the Minister with such financial statement or statements as he may desire from time to time respecting all revenues derived from and all expenditures in connection with the conduct of the service herein provided for.

*British Subjects.*

It is further understood and agreed by the contractors, that two-thirds of the total number of officers, engineers, stewards, crew or other employees whatsoever upon the steamships engaged in the performance of the service herein contracted for, shall be British subjects, but the non-observance of this clause shall not constitute a violation of this contract in such individual cases as may from time to time be approved by the Minister in writing.

*Equipment of Steamers.*

The steamers to be employed as herein specified, shall at all times during the continuance of this contract be fully seaworthy, well-officered, manned, victualled, equipped, provided and furnished, having regard to the service which the contractors have hereby undertaken to perform; and shall have ample and suitable accommodation for the passengers, mails and freight to be carried over the route specified; and shall at all times, carry boats and life-saving appliances in compliance with the law, and shall be in all respects subject to the approval of the Minister.

*Carriage of Mails.*

The contractors shall during the performance of this contract, convey on each and every trip of the steamers performing the aforementioned services, both on outward and homeward voyages, all such mails as shall be tendered to the proper officers or persons in that behalf on the said steamers by or on behalf or under the direction of the postal authorities of Canada, or those at the terminal port or ports of call herein referred to, and shall deliver all such mails at their proper destination at the terminal port or ports of call above referred to; and the expenses of carrying such mails from the post offices or railway stations to the steamers and from the steamers to the post offices or railway stations at the terminal ports and at the ports of call shall be borne by the contractors, who will be subject to all general and special regulations now or hereafter existing during the continuance of this contract in connection with the postal service. For the conveyance of all such mails no payment shall be made or required over or beyond the amount of subsidy herein mentioned or provided for.

*Accommodation for Mails.*

The said steamers shall be provided with sufficient and convenient accommodation and protection for all such mails, to the satisfaction of the Honourable the Postmaster General of Canada for the time being, and the contractor shall further take all reasonable and necessary precautions for the protection of such mails, while upon the said steamers or while in the contractor's charge or custody, from loss, damage or injury, in any way, and the contractors shall be responsible for any loss or damage thereto caused by negligence or want of proper care or accommodation on the part of the contractors, their agents or servants or on the part of the officers, employees or crew on board the said steamers, and this without regard to any question, as to the legal liability of the Postmaster General to the owners of the articles of mail matter contained in such mails for damage or loss sustained in transit.

*Definition of term "Mails."*

The expression "mails" for the purpose of this contract shall be deemed to mean and include all boxes, bags, baskets or packets of or containing letters, post cards, newspapers, parcels, books, or printed papers, and all other articles which under the Post Office Act and postal regulations for the time being in force are transmissible by post in Canada, without regard to place either of origin or destination, and also all empty bags, empty boxes and other receptacles, stores and articles used or to be used in carrying on the post office service, or which shall ordinarily be sent by or to or from the offices.

*No Letters except H. M. Mails to be Carried.*

The contractors shall not, nor shall any of their agents or servants, or officers or crews of the said steamers receive or permit to be received on board of the said steamers any letters for conveyance other than those contained in His Majesty's mails, or which are or may be privileged by law, nor the mails of any other country, except such as are specified by the Postmaster General of Canada for the time being.

*Government officials to be carried free of Charge.*

The Honourable the Postmaster General of Canada, or the Honourable the Minister of Trade and Commerce for the time being, or any inspector or officer of the Post Office Department or the Department of Trade and Commerce, who may in the execution of his duty travel in the said steamers, shall be carried free of charge.



## SESSIONAL PAPER No. 10a

*Proper accounts to be Kept.*

The contractors shall keep full and proper accounts of and in connection with the working of this service, and shall keep such accounts separate and distinct from any other accounts of or connected with other branches of their business; and in any contingency which, in the opinion of the minister, may render such a course necessary, the contractors shall allow any officer or officers named by the minister free access to such accounts and all books, papers and documents connected therewith.

*Substitute for Disabled Steamers.*

It is understood that if the said steamer shall be by peril of the sea or other unavoidable casualty, lost, destroyed or temporarily disabled from performing the voyages herein agreed to be performed according to the true intent and meaning of these presents, the contractors may in such case as soon as reasonably may be, having regard to the circumstances, replace the said steamer by another of equal class, speed, equipment, character and capacity to the satisfaction and approval of the minister in case the said steamer has been only temporarily disabled, and continue the service herein contracted for with such substituted or repaired steamer with as little delay as possible under all circumstances.

*Freight and Passenger Tariffs—Proof of Performance of Service to be Furnished.*

The contractors shall carry on each steamer running under this contract, according to its capacity, on all voyages, all the freight and passengers which may be reasonably offered or obtained, and at tariff rates, both as to passengers and freight, which may be from time to time approved by the minister; and the contractors shall furnish to the minister such documents, information and evidence as may be required by the minister, to show the volume, extent and value of the trade carried on by the said steamer, and such customs certificates, documents and evidence as may be necessary or as may be required by the minister to prove the performance of the service herein contracted for, and to enable the minister to judge as to whether this contract is being carefully and faithfully carried out and performed and the furnishing of such certificates, documents, information and evidence, as hereinbefore specified, shall be a condition precedent to the payment of the subsidy herein provided for or any portion thereof.

*Deductions from Subsidy—Time-tables to be furnished—Docking Disabled Steamers.*

Provided, however, that it is the true intent and meaning of these presents that no amount or instalment of subsidy shall be payable or be paid at any time, unless it appears to the satisfaction of the Minister that up to the time of such instalment becoming due, as herein stipulated, the service herein described and defined has been fully and faithfully performed, and that all provisions and stipulations as to freight and freight rates and dates of sailing have been in all respects faithfully observed and carried out, according to the true intent and meaning of these presents; and it is understood and agreed to be a further condition of these presents that the contractors shall at least two weeks prior to the first sailing under this contract furnish to the Minister time-tables showing the proposed sailings, and upon the same being approved by the Minister, they shall be duly advertised in such manner as he may direct; and it is also agreed that in case either of the steamers herein named, or a substituted steamer sanctioned by the Minister, does not sail from a terminal port as herein specified within of the date fixed by such time-tables, there shall be deducted from

9 GEORGE V, A. 1919

the amount of subsidy payable for such voyage a sum equal to one-tenth of the amount otherwise payable for the performance of such voyage, and so in proportion for further delays or failure to sail from such terminal port. Provided, however, that the Minister may authorize any vessel to sail either at an earlier or a later date than that specified in such time-tables should he for any reason deem it advisable to do so; it being understood and agreed that, in the event of any of the said steamers being at any time so disabled as to be obliged to be docked for repairs, the failure to perform the terms of this contract owing to such accident and for the time reasonably occupied in the repair of the damaged steamer, shall not be taken as a default or breach of the stipulations of this contract, or subject the contractors to deductions as above from the amount of the subsidy, if any, payable for any voyage delayed in consequence of such docking for repairs, but there shall be no claim for nor payment of any subsidy in respect of any voyage not actually performed.

*Freight and Passenger Rates to be Approved by the Minister.*

(Inserted in contracts for ocean services only.)

The contractors shall at least three weeks prior to the first sailing under this contract, furnish to the Minister a schedule of the freight rates proposed which schedule shall be subject to the approval of the Minister, and after being approved by him shall not be changed except with his consent; and the Minister may at any time, if he deem it advisable, fix the maximum rates to be charged between the different ports, on both east and westbound trips, on any article or class of goods, and the contractors shall carry between the ports hereinbefore named, on all voyages of the said steamships employed under the terms of this contract, all passengers or freight that may be offered or that can reasonably be procured, at rates which shall not be in excess of such maximum rates as fixed by the Minister, should he deem it advisable to so fix such maximum rates, and in no case shall any discrimination be made as regards rates, or otherwise, directly or indirectly, against Canadian merchants, or shippers, who shall always have precedence for their freight and goods over all other merchants and shippers; and it is agreed and understood that the freight rates on eastbound trips, sailing from or as hereinbefore provided, on through bills of lading from any place in the provinces of Ontario and Quebec, or from any Canadian points farther west, shall in no case be greater than from the same place to via any United States route or port; and on westbound trips the rates from to any place in Ontario or Quebec, or other Canadian points farther west, shall be as favourable as via any United States route or port to the same place; and it is further understood and agreed that the said steamers shall not carry between the ports of or and aforesaid, on any voyage run under the terms of this contract, either deals or lumber or timber to a greater extent than fifty per cent of the total quantity of the cargo carried on such voyage and such quantity only in case other Canadian products are not offering or cannot be obtained. Provided, however, that in the event of other cargo not being obtainable, satisfactory evidence of the fact being furnished to the Minister, then the contractors shall be allowed to make up the balance of the cargo with deals, boards or timber.

*Publicity of Tariff Charges.*

The freight and passenger rates charged by the contractors over said route may at any time be required to be approved of by the Minister, whose decision shall be final, and the said freight and passenger rates shall be made available at all times to the public at the head office and the agencies of the contractors.

*Calls at Foreign Ports.*

The steamer employed in carrying out the provisions of this contract shall not on any of its trips call at any foreign port not specified in this contract.

SESSIONAL PAPER No. 10a

*Carrying of nitro-glycerine or dangerous articles.*

The contractor shall not convey or permit to be conveyed in any steamer while employed in this service any nitro-glycerine or any other article which in the opinion of the Minister shall be considered dangerous.

*Subsidy subject to vote of Canadian Parliament.*

It is conditioned, declared and agreed that the payment of subsidy, as hereinbefore stipulated, is subject to the amount specified being provided for the purpose by a vote of the parliament of Canada, and that if no amount is voted for the purpose, or if any amount voted has become exhausted in payment thereof, and no further sum is voted for the purpose, this contract or agreement shall terminate and become void and of no effect, and the party of the first part shall not in consequence be held liable to damage.

*Minister's right to Terminate Contract.*

It is declared to be the true intent and meaning of these presents, that the Minister shall have the right at any time during the continuance of this contract, upon 30 days' notice in writing to the contractors, their successors or assigns, to terminate this contract, and every matter and thing herein contained, if it shall appear to the Minister that there has been any breach on the part of the contractors, their successors or assigns, of any of the covenants, agreements, stipulations or provisions herein contained and entered into on the part of the contractors; and it is declared and agreed that the Minister shall at all times be the sole and final judge as to whether there has been any such breach, and his decision shall be absolute, final and conclusive.

*Assignment of Contract.*

This contract shall not, nor shall any right or interest therein be assigned without the consent in writing of the Minister to such assignment having been first obtained.

*Canadian Members of Parliament not Admitted to Share in Contract.*

It is a condition of these presents that no member of the House of Commons of Canada shall be admitted to any share or part of this contract or agreement nor to any benefit to arise therefrom.

*Changes in Contract.*

The minister may authorize any change or changes in the terms of this contract as may not be inconsistent with the vote providing for the payment of the subsidy.

*Minister to be final judge as to full carrying out of contract.*

The minister shall at all times be the judge as to whether the terms of this contract have been or are being fully and faithfully carried out and complied with within the true intent and meaning thereof, and his decision in that respect shall be binding, final and conclusive.

*Transportation of Trade Commissioners.*

(Inserted in contracts for ocean services.)

The Canadian Trade Commissioners and their wives, children and servants, or Canadian Commercial Agents, shall be granted free transportation, meals included, with first-class accommodation and free transportation for their household effects, upon any steamships employed by the contractors in the performance of this contract when requested so to do by the Minister, and when the said Commissioner or Commercial Agent is travelling upon his official duties or being transferred from one official post to another.

*Intercolonial Railway Clause.*

(Inserted in contracts for Atlantic ocean services.)

It is hereby agreed by the contractors that as the aid herein expressed and provided for by the Canadian Government is for the express purpose of encouraging the development of Canadian trade and the transportation of Canadian goods through Canadian channels the Company accepts the aid on these conditions, and agrees that all freight booked or carried by the said steamships from a port in the United Kingdom and during the time these make Halifax or St. John their terminal port, shall, when not otherwise expressly routed by shippers or consignees, be delivered to the Intercolonial Railway at Halifax or St. John for shipment to final destination in Canada, provided that the rates demanded by the Intercolonial Railway shall not be in excess of the rates charged by any other railway company from said ports to final destination in Canada.

(a) Contractors are to hand over to the Intercolonial Railway at Halifax passengers for points in the Maritime Provinces or the Province of Quebec, providing the route of such passengers is controlled by the contractors and that they are not otherwise routed. It is further agreed that the contractors through their agents in Canada shall see that they have all such freight for export as may be secured by them for a port in the United Kingdom at which the subsidized line may call delivered to the Intercolonial Railway at Montreal.

*Calls at Government Wharves.*

(Inserted in contracts for local services.)

In consideration of the subsidy herein stipulated the contractors agree to call at all Government wharves when such is practicable and when such wharves are available.

*Handling of perishable products.*

(Inserted in contracts for Atlantic ocean services.)

The handling, loading, stowing and unloading of any fruit or perishable products carried by the said vessels shall be subject to and under the supervision of any cargo inspector or other officer appointed for that purpose, should the Minister of Agriculture for Canada deem it advisable.



INDEX TO SERVICES.

	PAGE.		PAGE.
Baddeck and Iona . . . . .	43	Pictou, Montague, Murray Harbour and Georgetown . . . . .	69
Canada and Australia or New Zealand (on the Pacific ocean). . . . .	25	Pictou, Mulgrave and Cheticamp. . . . .	70
Canadian Atlantic ports and Australia and New Zealand. . . . .	5	Pictou, New Glasgow and Antigonish County ports . . . . .	70
Canada, China and Japan. . . . .	28	Port Mulgrave, St. Peter's, Irish Cove and Marble Mountain. . . . .	73
Canada and France. . . . .	100	Prince Rupert and Queen Charlotte Islands . . . . .	30
Canada and Great Britain (mail service). . . . .	7	Quebec and Harrington. . . . .	74
Canada and Newfoundland. . . . .	11	Quebec and Gaspé Basin. . . . .	77
Canada and South Africa . . . . .	16	Quebec and Gulf of St. Lawrence, P.E.I., C.B., Nfld. and Magdalen Islands. . . . .	79
Canada, The West Indies and South America. . . . .	13	Rivière du Loup, Tadoussac and other North Shore ports. . . . .	81
Charlottetown, Victoria and Holliday's Wharf. . . . .	44	St. Catherine's Bay and Tadoussac. . . . .	81
Froude's Point and Lockeport, N.S. . . . .	44	St. John and Bridgetown. . . . .	86
Grand Manan and Mainland. . . . .	46	St. John and Digby. . . . .	87
Halifax, Canso and Guysboro. . . . .	47	St. John, Digby, Annapolis and Granville. . . . .	89
Halifax and La Have River ports. . . . .	49	St. John and Bay of Fundy and Minas Basin ports . . . . .	90
Halifax and Newfoundland, <i>via</i> Cape Breton ports. . . . .	49	St. John and ports in Cumberland Basin. . . . .	83
Halifax, St. John's, Newfoundland, and Liverpool. . . . .	19	St. John and St. Andrews. . . . .	85
Halifax and Sherbrooke. . . . .	55	St. John, Westport and Yarmouth and other way ports . . . . .	91
Halifax and Spry Bay. . . . .	51	St. Stephen, N.B., St. Croix River points, Deer Island, Campobello, etc. . . . .	93
Halifax, South Cape Breton and Bras d'Or Lake ports. . . . .	52	Sydney and Bay St. Lawrence. . . . .	95
Halifax and West Coast Cape Breton. . . . .	54	Sydney and the East and West Coasts of Cape Breton. . . . .	99
Mainland and Magdalen Islands. . . . .	57	Sydney and Whyecocomagh. . . . .	96
Mulgrave and Canso. . . . .	58	Vancouver and Northern British Columbia ports. . . . .	37
Mulgrave and Guysboro. . . . .	60	Victoria and San Francisco. . . . .	32
Newcastle, Neguac and Escuminac; Miramichi River and Miramichi Bay. . . . .	61	Victoria, Vancouver and Skagway. . . . .	33
Peele Island and Mainland. . . . .	63	Victoria and West Coast Vancouver Island . . . . .	35
Petit de Grat and I. C. R. terminus at Mulgrave. . . . .	66	Supervision of subsidized steamship services . . . . .	99
Petitcodiac River, Moncton and ports in the County of Cumberland, N.S. . . . .	67		

## INDEX TO PERSONS OR COMPANIES SUBSIDIZED.

	PAGE.		PAGE
Allan, H. & A. (French service).....	100	Gulf of St. Lawrence Shipping & Trading Co. ....	79
Baddeck SS. Co., Ltd .....	43	Halifax and Canso SS. Co. ....	47
Bay of Fundy and Minas Basin SS. Co....	90	Halifax and Inverness SS. Co.....	54
Bras d'Or Steamboat Co. ....	96	Halifax and La Have Steam Packet Co....	49
Bridgetown Steamship Co. ....	86	Halifax and Sheet Harbour SS. Co....	51
Canadian Pacific Railway (Canada, China and Japan).....	23	Harbinger SS. Co.....	83
Canadian Pacific Railway (St. John and Digby).....	87	La Have SS. Co.....	49
Canadian Pacific Ocean Services, Ltd., (British Mail Service).....	7	Leslie, William G.....	66
Canadian Pacific Railway (Victoria, Vancouver and Skagway).....	33	Lockeport, N.S., Town of.....	44
Canadian Pacific Railway (Victoria and West Coast Vancouver Island).....	35	McDonald, Alex. J. ....	70
Cann & Son, Hugh (Mulgrave and Canso).....	58	Maritime SS. Co.....	55
" " (Mulgrave and Guysboro').....	60	McDougal, Roderick.....	71
Cann & Son, Hugh (St. John and Westport).....	91	McLure, Wm.....	69
Cunard Line .....	7	Merchants' Transportation Co....	98
Deer Island and Campobello SS. Co....	93	Miramichi Steam Navigation Co., Ltd....	61
Dominion Atlantic Railway Co.....	87	Murdoch, W. J.....	55
Elder-Dempster & Co. (South African service).....	16	New Zealand Shipping Co. ....	5
Farquhar & Co., J. A. (Halifax and Newfoundland <i>via</i> Cape Breton).....	49	North Shore SS. Co.....	95
Farquhar & Co., J. A. (Mainland and Magdalen Islands).....	57	Pacific SS. Co.....	32
Furness, Withy Co. (Liverpool service)...	19	Provincial SS. Co.....	52
Grand Manan Steamboat Co. ....	46	Reid-Newfoundland Co., Ltd.....	11
Grand Trunk Pacific Coast SS. Co. ....	30	Richmond Steamship Co. ....	73
		Royal Mail Steam Packet Co....	13
		Shepody Navigation Co., Ltd .....	67
		Tremblay, Joseph, Alexis.....	81
		Union SS. Co. of British Columbia.....	35
		Union SS. Co. of New Zealand ....	25
		Valley SS. Co., Ltd.....	89
		White Star Dominion Line.....	7
		Windsor and Pelee Island Steamship Co., Ltd .....	63

INDEX TO NAMES OF VESSELS EMPLOYED.

	PAGE.		PAGE.
Admiral Schley .....	32	Lake Erie .....	102
Admiral Watson .....	32	Magdalen .....	66
Alexandra .....	62	Mahana .....	6
Alvin, S. ....	71	Mahia .....	6
Aspy .....	96	Mahone .....	53
A. Tremblay .....	78	Makura .....	26
Bendu .....	18	Margaret .....	52
Benguela .....	18	Marion .....	97
Benin .....	18	Metagama .....	8
Blue Hill .....	43	Missanabie .....	8
Camosun .....	38	Monteagle .....	29
Caracquet .....	15	Niagara .....	26
Chaleur .....	15	Parattah .....	6
Chaudière .....	15	Patani .....	18
Chelohsin .....	38	Pency Cann .....	61
Chignecto .....	15	Pelee .....	64
Connors Bros. ....	35	Pomeranian .....	102
Coquitlam .....	38	President .....	32
Corinthian .....	102	Pretorian .....	8
Corsican .....	8	Prince Albert .....	31
Cowichan .....	38	Prince John .....	31
D. D. Mann .....	45	Princess Alice .....	34
Durango .....	20	Princess Maquinna .....	42
Dufferin .....	56	Princess Sophia .....	34
Empress .....	88	Queen .....	32
Empress of Asia .....	29	Richmond .....	74
Empress of Japan .....	29	Robert G. Cann .....	37
Empress of Russia .....	29	Ruby L. ....	91
Enterprise .....	58	Sable L. ....	49
Georges William .....	82	Sagona .....	12
Glencoe .....	12	Sardinian .....	102
Governor .....	32	Savoy .....	75
Graciana .....	20	Scandinavian .....	8
Grampian .....	8	Scotsburn .....	44
Grand Manan .....	47	Scotia .....	48
Granville .....	89	Scotian .....	8, 102
Guide .....	76	Seal .....	49
Ha ! Ha ! .....	82	Sicilian .....	102
Harbinger .....	84	Strathlorne .....	55
Harland .....	69	Sussex .....	6
Ionian .....	102	Tabasco .....	20
John L. Cann .....	92	Troutpool .....	18
Kaduna .....	18	Tussle .....	50
Keith Cann .....	92	Valinda .....	87
Key West .....	29	Venture .....	38
Kinburn .....	72	Viking .....	94
Kwarra .....	18	Weymouth .....	99
Kyle .....	12	Whakatane .....	6
LaHave .....	50	Wilfrid C. ....	68





DOMINION OF CANADA  
DEPARTMENT OF TRADE AND COMMERCE  
DOMINION BUREAU OF STATISTICS

---

ANNUAL REPORT  
OF THE  
TRADE OF CANADA  
(IMPORTS FOR CONSUMPTION AND EXPORTS)

---

Compiled from Records Supplied by the Department of Customs.]]

---

FISCAL YEAR ENDED MARCH 31,  
1918



OTTAWA  
J. DE LABROQUERIE TACHÉ  
PRINTER TO THE KING'S MOST EXCELLENT MAJESTY  
1919

## TABLE OF CONTENTS.

---

### CANADIAN TRADE.

#### SUMMARY TABLES—

##### *Historical,—*

No. 1—Imports by Provinces, Fiscal years 1850 to 1918.....	4
No. 2—Exports by Provinces, Fiscal years 1850 to 1918.....	6
No. 3—Summary of the Trade of Canada with all Countries, Fiscal years 1868 to 1918...	8
No. 4—Summary of the Trade of Canada with the United Kingdom, Fiscal years 1868 to 1918 .....	11
No. 5—Summary of the Trade of Canada with the United States, Fiscal years 1868 to 1918	12
No. 6—Exports by Classes, Fiscal years 1868 to 1918. ....	14
No. 7—Exports (Canadian Produce) by Classes, to the United Kingdom, the United States and Other Countries, Fiscal years 1868 to 1918.....	18

##### *Analyses of Current Trends,—*

No. 8—Exports, Imports and Duty Collected at Customs Ports, 1917 and 1918.....	24
No. 9—Imports and Exports, by Months, Fiscal years 1914 to 1918.....	28
No. 10—Imports of Merchandise for Consumption, by Countries, Fiscal years 1914 to 1918	30
No. 11—Exports of Merchandise, by Countries, Fiscal years 1914 to 1918.....	34
No. 12—Aggregate Trade, by Countries, Fiscal years 1914 to 1918.....	38
No. 13—Imports of Coin and Bullion, by Countries, Fiscal years 1914 to 1918.....	42
No. 14—Exports of Coin and Bullion, by Countries, Fiscal years 1914 to 1918. ....	44
No. 15—Imports for Consumption, by Countries, with Duty collected thereon under the General, Preferential and Treaty Tariffs, Fiscal years 1915 to 1918.....	46
No. 16—Imports direct and via United States, by Countries, Fiscal years 1916, 1917 and 1918.....	48
No. 17—Exports direct and via United States, by Countries, Fiscal years 1916, 1917 and 1918.....	50

#### DETAILED TABLES, 1914-1918—

No. 18—Imports for Consumption and Exports, by Articles, during the Fiscal year 1918, with references to Tables of Trade by Countries, 1914 to 1918 .....	53
No. 19—Imports for Consumption, by Articles and Countries, during Fiscal years 1914 to 1918 .....	109
No. 19A—Imports for Consumption under British Preferential Tariff, Fiscal year 1918	655
No. 19B—Imports for Consumption under French Treaty Tariff, Fiscal year 1918.....	679
No. 20—Exports of Canadian Produce, by Articles and Countries, during Fiscal years 1914 to 1918.....	688
No. 21—Exports of Foreign Produce, by Articles and Countries, during Fiscal years 1914 to 1918.....	907

# CANADIAN TRADE

---

IMPORTS INTO AND EXPORTS FROM CANADA

ITEMIZED AND GENERAL STATEMENTS.

9 GEORGE V, A. 1919

No. 1—TOTAL Imports, by Provinces, during each Fiscal Year, 1850 to 1918.

Fiscal Years.	Ontario.	Quebec.	Nova Scotia.	New Brunswick.	Prince Edward Island.	Manitoba.	British Columbia.	TERRITORIES.				British prepaid postal parcels.	Total Imports.
								Yukon.	Alberta.	Saskatch- ewan.	Other.		
1850.....	16,982,068		3,600,000	4,077,655	630,480								25,290,203
1851.....	21,434,790		3,741,933	4,901,500	669,410								30,747,633
1852.....	20,286,493		7,085,431	5,553,005	859,855								33,784,784
1853.....	31,931,436		5,970,878	8,580,540	1,053,390								47,586,244
1854.....	40,529,325		8,955,410	10,343,865	1,369,645								61,198,245
1855.....	36,086,169		9,413,515	7,156,650	1,342,650								53,998,364
1856.....	43,584,587		9,349,160	7,605,890	1,426,260								61,965,697
1857.....	39,439,598		9,680,880	7,094,715	1,293,640								57,499,833
1858.....	29,078,527		8,075,590	5,813,855	931,145								43,899,117
1859.....	33,555,161		8,100,955	7,080,170	1,173,490								49,909,776
1860.....	34,447,935		8,511,549	7,233,700	1,150,270								51,343,454
1861.....	43,054,836		7,613,227	5,943,039	1,049,678								57,660,780
1862.....	48,600,633		8,445,042	6,199,701	1,056,205								64,301,581
1863.....	45,964,493		10,201,391	7,658,462	1,467,156								65,291,502
1864.....	23,882,216		12,604,642	8,945,352	1,689,638								47,121,848
1865.....	44,620,469		14,381,662	7,086,395	1,905,075								67,993,801
1866.....	53,802,319		14,381,008	10,000,794	2,162,435								80,346,556
1867.....	59,048,987		(b) 9,345,490	3,820,167	1,472,168								73,686,812
1868.....	57,805,013		9,131,236	6,523,395	1,815,135								75,274,779
1869.....	24,245,326	30,940,341	8,607,244	6,622,254	1,821,163								72,236,328
1870.....	26,135,176	32,883,916	8,940,800	6,854,447	1,928,662								76,743,001
1871.....	33,773,678	43,094,412	10,678,543	8,292,275	2,000,000	(a) 254,063							98,092,971
1872.....	37,523,354	49,376,175	12,433,747	9,361,652	2,250,000	942,247	1,790,352						113,680,527
1873.....	49,040,325	53,715,459	11,578,252	10,567,398	2,450,000	918,336	2,191,011						130,461,981
1874.....	49,443,977	51,557,072	11,216,130	10,205,288	1,908,522	1,797,033	2,085,560						128,213,582
1875.....	43,598,554	51,961,282	11,531,956	10,230,633	1,960,997	1,243,309	2,543,532						123,070,283
1876.....	37,559,445	33,035,691	8,396,503	5,865,154	1,383,505	1,803,651	2,496,996						93,210,346
1877.....	41,464,838	36,752,990	9,379,152	6,917,150	1,384,693	1,208,877	2,220,262						99,327,962
1878.....	39,034,134	32,036,858	8,505,189	8,741,293	1,278,785	1,122,744	2,247,477						93,081,787
1879.....	34,105,286	30,924,842	7,062,614	5,296,434	855,569	1,140,871	2,440,789						83,081,787
1880.....	27,869,444	43,544,132	7,074,937	4,093,135	807,063	1,227,105	1,756,291						86,483,747
1881.....	34,597,556	51,971,013	8,168,648	5,913,797	965,265	1,941,576	2,489,246						105,330,840
1882.....	41,690,760	53,105,257	8,701,589	6,707,244	737,321	5,144,493	2,899,186						119,419,500



SESSIONAL PAPER No. 106

1883.....	44,666,445	55,909,871	10,033,929	6,972,121	682,170	9,326,324	3,937,536	725,626	132,254,022
1884.....	41,967,215	49,122,472	9,653,104	6,467,888	822,766	3,734,573	4,142,286	486,739	116,397,043
1885.....	39,829,083	46,753,038	7,818,826	5,972,886	780,141	2,788,868	4,089,492	390,202	108,941,486
1886.....	31,069,475	43,001,634	7,840,244	5,849,520	652,171	1,895,367	3,953,299	182,791	104,424,561
1887.....	43,168,293	50,153,687	7,437,856	5,513,812	613,898	2,004,431	3,547,852	452,421	112,892,236
1888.....	42,313,459	48,316,673	8,617,009	5,758,882	593,005	1,729,183	3,509,951	56,164	110,894,630
1889.....	43,109,907	49,272,475	9,700,097	6,419,274	643,213	2,191,083	3,763,127	128,755	115,224,931
1890.....	45,024,738	52,000,519	9,633,588	6,392,918	581,177	2,530,230	4,379,272	142,639	121,858,241
1891.....	43,227,658	52,220,528	9,497,401	5,815,670	623,348	2,782,599	5,477,411	313,025	119,967,638
1892.....	45,962,291	56,239,869	9,788,609	5,412,551	540,286	3,017,140	6,358,976	86,346	127,406,068
1893.....	48,243,756	57,731,111	9,374,537	5,602,669	470,210	2,616,419	4,918,168	117,398	129,074,268
1894.....	42,025,638	58,731,069	9,355,555	5,086,360	550,992	2,352,768	5,293,617	101,341	125,474,940
1895.....	41,237,141	48,462,282	9,270,414	4,503,022	524,125	2,191,710	4,379,611	153,366	125,474,940
1896.....	46,025,980	49,341,730	8,356,820	5,406,648	490,245	2,704,131	5,566,238	139,693	118,011,508
1897.....	43,062,245	53,051,890	7,652,242	4,819,418	416,547	2,858,966	7,031,861	290,437	119,218,609
1898.....	51,651,597	62,550,471	6,949,216	4,925,612	486,681	4,432,184	8,630,263	636,979	140,323,053
1899.....	60,308,057	72,230,739	7,425,140	5,440,753	465,243	5,695,715	8,687,221	860,031	162,764,308
1900.....	71,258,544	79,508,622	10,646,716	6,673,709	502,565	6,691,861	10,560,532	1,101,840	189,022,513
1901.....	73,490,379	76,716,290	12,146,882	6,741,848	526,617	5,396,189	11,137,438	1,436,249	190,415,625
1902.....	86,232,660	82,014,443	12,510,752	7,307,271	613,829	8,659,028	10,391,256	2,491,237	212,270,158
1903.....	96,765,948	93,183,449	13,481,917	7,934,370	586,988	11,797,278	11,141,068	4,622,069	241,214,961
1904.....	108,172,594	95,046,849	13,167,649	8,956,531	660,331	14,234,560	12,079,088	4,891,763	259,211,803
1905.....	118,526,380	94,029,761	12,887,259	8,114,812	593,780	14,311,593	12,565,019	1,583,833	266,834,417
1906.....	128,634,267	99,872,231	14,104,056	8,818,664	535,256	19,077,507	15,718,579	2,809,171	294,286,015
1907 (9m).....	113,391,095	88,351,904	10,836,240	8,107,342	367,567	19,150,599	12,964,939	3,246,454	259,786,007
1908.....	160,048,542	127,291,492	15,291,937	10,776,591	689,274	22,566,386	24,180,452	4,006,959	370,786,525
1909.....	132,384,595	107,122,361	13,257,960	9,609,366	582,714	17,530,973	20,890,381	3,761,467	309,756,608
1910.....	171,026,114	128,737,565	14,735,916	10,828,506	653,514	25,703,523	27,091,019	5,948,295	391,852,692
1911.....	207,201,088	141,370,494	16,748,589	11,473,792	656,677	34,855,006	38,692,539	10,076,918	472,247,540
1912.....	240,262,151	164,349,054	19,285,187	11,953,712	703,269	41,223,892	49,345,161	13,878,838	559,290,544
1913.....	187,651,328	187,301,493	20,733,869	14,445,811	975,683	58,898,284	66,596,479	21,078,779	692,032,392
1914.....	290,647,435	183,828,270	21,258,225	14,384,559	1,014,270	46,453,394	57,322,481	18,307,831	728,270
1915.....	345,763,008	168,965,016	16,327,786	12,983,369	933,842	29,847,647	32,903,080	9,953,295	629,444,894
1916.....	277,223,141	189,356,089	18,516,375	14,852,622	713,629	26,429,713	33,142,569	6,292,677	333,798
1917.....	449,606,959	270,024,440	27,091,721	19,993,584	888,647	40,539,922	42,140,148	9,986,161	873,437,426
1918*.....	529,153,767	246,187,514	26,844,612	23,439,475	738,275	46,739,657	56,039,799	16,097,596	962,043,746

NOTES.—(a) Six months ended June 30. (b) Nine months ended June 30. The above table of imports by Provinces indicates that merchandise of the values stated was entered inward at ports located in the several Provinces, but does not imply that the imports were all for consumption in the Province in which entry made.  
\* Imports entered for consumption.

No. 2—Total Exports, by Provinces, during each Fiscal Year, 1850 to 1918.

Fiscal Years.	Ontario.		Quebec.	Nova Scotia.	New Brunswick.	Prince Edward Island.	Manitoba.	British Columbia.	Territories.				Total Exports.
	£	¢	£	£	£	£	£	£	Yukon.	Alberta.	Saskatchewan.	Other.	
1850.....	12,943,795			1,550,000	3,290,090	325,992							18,109,877
1851.....	13,810,604			1,599,245	3,860,120	343,022							19,612,991
1852.....	15,307,607			3,033,590	3,981,675	531,285							22,854,157
1853.....	23,801,303			4,853,903	5,362,495	636,735							34,654,436
1854.....	23,019,190			6,238,340	5,521,075	756,067							35,534,672
1855.....	28,188,461			7,832,855	4,131,905	735,573							40,888,794
1856.....	32,047,017			6,864,790	5,366,755	671,881							44,950,443
1857.....	27,006,624			6,967,830	4,588,875	672,325							39,235,654
1858.....	23,472,609			6,321,490	4,053,895	765,355							34,613,349
1859.....	24,766,981			6,889,130	5,367,110	893,400							37,916,621
1860.....	34,631,890			6,619,534	4,581,860	1,007,171							46,840,455
1861.....	36,614,195			5,774,334	4,546,039	815,571							47,750,139
1862.....	33,506,125			5,646,961	3,856,538	752,745							43,852,369
1863.....	41,831,532			6,546,488	4,940,781	1,047,362							54,366,162
1864.....	13,883,508			7,172,816	5,053,879	1,013,340							27,123,543
1865.....	42,481,151			8,830,693	5,534,726	1,457,727							58,304,297
1866.....	56,328,380			8,043,095	6,373,705	1,915,541							72,660,721
1867.....	48,486,143			(b) 5,474,328	(a) 2,407,889	1,861,581							58,229,941
1868.....	47,499,876			5,441,285	4,626,727	1,422,046							58,989,934
1869.....	20,953,485	28,223,268		5,743,511	5,554,519	1,450,947							61,925,728
1870.....	24,659,399	37,807,468		5,803,417	5,303,206	2,154,203							75,727,693
1871.....	23,086,535	39,021,706		6,516,927	5,517,930	2,290,000	(c) 30,520						76,433,618
1872.....	25,560,410	41,823,470		7,538,401	5,719,734	2,370,000	85,541	1,912,107					93,009,663
1873.....	29,483,158	44,408,033		7,372,086	6,487,315	2,405,000	246,983	1,792,347					92,194,122
1874.....	23,137,087	46,393,845		7,656,547	6,503,334	722,129	797,762	2,120,624					89,351,928
1875.....	19,896,833	39,743,729		6,979,130	6,543,056	1,365,461	588,958	2,824,812					77,886,979
1876.....	24,782,744	37,876,815		7,164,558	5,950,824	1,665,519	770,188	2,755,787					80,966,435
1877.....	19,320,203	37,782,284		7,812,041	5,992,775	1,921,217	653,816	2,393,037					75,875,393
1878.....	22,937,060	37,392,287		7,500,783	6,268,027	1,700,752	725,898	2,798,860					79,323,667
1879.....	23,834,549	29,740,512		7,364,324	5,371,471	1,831,389	512,899	2,755,372			60,139		71,491,255
1880.....	28,063,980	41,447,209		7,943,684	5,863,955	1,736,533	562,714	2,643,970			49,813		87,911,458
1881.....	30,014,478	48,965,087		8,245,738	6,406,374	1,774,846	626,116	2,255,753			2,431		98,290,823
1882.....	40,765,921	38,972,121		9,217,295	7,474,407	1,887,146	666,119	3,154,194					102,137,203
1883.....	32,890,019	42,642,986		9,820,332	7,520,107	1,318,549	510,469	3,383,342					98,085,804
1884.....	26,891,017	42,029,878		9,599,356	7,753,072	1,310,039	722,730	3,100,404					91,406,496
1885.....	28,434,731	39,604,451		8,894,085	6,489,293	1,494,469	1,083,528	3,237,804					89,238,361

## SESSIONAL PAPER No. 10b

1886	27,088,868	38,171,339	8,071,513	6,547,096	1,566,267	852,615	2,953,816	85,251,314
1887	28,811,387	40,364,720	8,566,969	6,149,889	1,268,545	875,041	3,478,270	89,515,811
1888	30,666,317	37,288,718	8,813,006	6,929,563	1,272,429	1,304,890	3,928,077	90,203,000
1889	30,336,698	37,222,281	8,832,281	6,700,898	978,773	782,606	4,334,367	96,189,147
1890	38,334,586	44,248,693	9,468,409	6,977,855	887,755	988,384	5,763,406	99,749,169
1891	38,926,642	43,216,636	9,925,646	7,182,748	1,349,126	1,612,124	6,199,280	98,417,296
1892	32,598,392	54,329,364	10,922,509	6,183,056	1,128,402	2,078,339	6,574,989	118,963,375
1893	33,850,873	58,655,427	10,634,863	7,253,611	1,235,344	2,171,077	81,904	118,504,352
1894	32,726,071	56,151,102	10,713,440	6,635,487	1,211,824	1,864,964	79,494	117,524,949
1895	33,036,181	50,601,504	11,723,534	6,368,657	1,039,493	1,611,003	77,333	113,638,803
1896	32,886,947	55,317,131	10,999,160	7,907,911	979,979	2,005,867	159,706	121,013,852
1897	39,313,226	69,275,536	11,312,090	9,584,982	1,314,697	1,965,755	166,889	137,980,253
1898	46,786,295	73,327,229	10,930,936	11,166,218	1,389,674	3,472,801	159,822	164,152,683
1899	48,137,912	70,311,571	11,480,120	10,492,329	1,289,659	2,992,988	343,294	158,896,965
1900	56,116,756	76,791,668	12,608,973	14,165,506	1,349,529	3,568,675	17,851,812	191,894,723
1901	36,490,028	93,540,009	12,720,343	14,886,454	681,403	1,084,992	21,648,191	196,487,632
1902	48,597,480	91,057,201	14,978,222	17,637,751	801,013	4,896,149	18,385,335	211,640,286
1903	51,312,217	105,841,034	17,016,554	18,796,463	822,593	2,068,074	15,604,896	225,849,724
1904	41,941,605	102,816,197	17,096,839	17,931,854	725,414	1,049,636	16,536,328	213,521,235
1905	46,618,115	92,437,409	15,289,772	17,930,703	654,512	2,575,060	16,677,882	203,316,872
1906	59,725,246	121,273,789	17,622,271	23,548,933	791,861	1,935,163	22,817,578	256,583,630
1907 (9 mos.)	45,476,198	104,580,427	12,514,083	18,340,861	475,157	2,830,480	16,138,405	265,277,197
1908	68,550,565	134,413,105	17,359,714	26,363,098	636,405	4,103,067	23,941,187	280,006,606
1909	69,038,570	119,437,889	17,363,405	27,214,741	523,093	2,176,829	22,240,699	261,512,159
1910	90,287,469	126,378,616	19,557,188	32,110,811	441,836	4,192,922	25,068,411	301,358,529
1911	93,965,252	123,725,620	20,001,321	24,273,454	436,173	3,134,564	23,016,655	297,196,365
1912	108,554,834	123,104,836	23,563,432	28,974,517	583,211	3,302,815	29,272,840	335,317,250
1913	132,756,532	147,723,907	24,201,473	34,634,156	573,078	5,259,436	33,080,247	393,232,057
1914	186,410,843	177,556,784	27,981,369	31,451,805	673,628	9,067,009	33,918,259	478,997,928
1915	167,685,619	181,982,754	29,712,618	54,322,490	542,087	11,558,465	33,627,009	490,808,877
1916	360,480,204	279,039,023	46,681,013	131,241,957	428,105	13,452,106	39,153,586	882,872,502
1917	481,931,718	551,111,434	52,780,505	206,173,927	589,218	17,686,121	46,901,344	1,375,758,148
1918	455,536,749	706,819,650	102,476,616	218,086,639	507,116	22,915,538	58,614,907	1,586,169,792

NOTES.—(a) Six months ended June 30. (b) Nine months ended June 30. (c) Three months ended June 30. The above table of exports by Provinces indicates that merchandise of the values stated passed outward from Canada through ports located in the several Provinces, but does not imply that the exports originated in the Province whence the goods were exported.



9 GEORGE V, A. 1919

## No. 3—Summary of the Trade of Can

Fiscal Years.	Imports Entered for Consumption (Merchandise.)						Exports (Merchandise.)		
	Dutiable.	Free.	Total.	Duty Collected.	Average ad. val. rate of Duty on—		Canadian Produce	Foreign Produce	Total.
					Dutiable Imports	Total Imports			
	\$	\$	\$	\$			\$	\$	\$
1868	43,655,696	23,434,463	67,090,159	8,801,446	20.2	13.1	48,504,899	4,196,821	52,701,720
1869	41,069,342	22,085,599	63,154,941	8,284,507	20.2	13.1	52,400,772	3,855,801	56,256,573
1870	45,127,422	21,774,652	66,902,074	9,425,028	20.9	14.1	59,043,590	6,527,622	65,571,212
1871	60,094,362	24,120,026	84,214,388	11,807,590	19.6	14.0	57,630,024	9,853,244	67,483,268
1872	68,276,157	36,679,210	104,955,367	13,020,684	19.1	12.4	65,831,083	12,798,182	78,629,265
1873	71,198,176	53,310,953	124,509,129	12,997,578	18.3	10.4	76,588,025	9,405,910	85,993,935
1874	76,232,530	46,948,357	123,180,887	14,407,318	18.9	11.7	76,741,997	10,614,096	87,356,093
1875	78,138,511	39,270,057	117,408,568	15,354,139	19.6	13.1	69,709,823	7,137,319	76,847,142
1876	60,238,297	32,274,810	92,513,107	12,828,614	21.3	13.9	72,491,437	7,234,961	79,726,398
1877	60,916,770	33,209,624	94,126,394	12,544,348	20.6	13.3	68,030,546	7,111,108	75,141,654
1878	59,773,039	30,622,812	90,395,851	12,791,532	21.4	14.2	67,989,800	11,164,878	79,154,678
1879	55,426,836	23,275,683	78,702,519	12,935,269	23.3	16.4	62,431,025	8,355,644	70,786,669
1880	54,182,967	15,717,575	69,900,542	14,129,953	26.1	20.2	72,899,697	13,210,006	86,139,703
1881	71,620,725	18,867,604	90,488,329	18,492,645	25.8	20.4	83,944,701	13,375,117	97,319,818
1882	85,757,433	25,387,751	111,145,184	21,700,028	25.3	19.5	94,137,657	7,628,453	101,766,110
1883	91,588,339	30,622,812	121,861,496	23,162,553	25.3	19.6	87,702,431	9,751,773	97,454,204
1884	80,010,498	25,962,480	105,972,978	20,156,448	25.2	19.0	79,833,098	9,389,106	89,222,204
1885	73,269,618	26,486,157	99,755,775	19,121,254	26.1	19.2	79,131,735	8,079,646	87,211,381
1886	70,658,819	25,333,318	95,992,137	19,427,398	27.5	20.2	77,756,704	7,438,079	85,194,783
1887	78,120,679	26,986,531	105,107,210	22,438,309	28.7	21.3	80,960,909	8,549,333	89,510,242
1888	69,645,824	31,025,804	100,671,628	22,187,869	31.8	22.0	81,382,072	8,803,394	90,185,466
1889	74,475,139	34,623,057	109,098,196	23,742,317	31.9	21.8	80,272,456	6,938,455	87,210,911
1890	77,106,286	34,576,287	111,682,573	23,921,234	31.0	21.4	85,257,586	9,051,781	94,309,367
1891	74,536,036	36,997,918	111,533,954	23,416,266	31.4	21.0	88,671,738	8,798,631	97,470,369
1892	69,160,737	45,999,676	115,160,413	20,550,474	29.7	17.8	99,032,466	13,121,791	112,154,257
1893	69,873,571	45,297,259	115,170,830	21,161,711	30.3	18.4	105,483,798	8,941,856	114,430,654
1894	62,779,182	46,291,729	109,070,911	19,379,822	30.9	17.8	103,851,764	11,833,805	115,685,569
1895	58,557,655	42,118,236	100,675,891	17,837,269	30.5	17.8	102,828,441	6,485,043	109,313,484
1896	67,239,759	38,121,402	105,361,161	20,219,037	30.0	19.2	109,707,805	6,606,738	116,314,543
1897	66,220,765	40,397,062	106,617,827	19,891,997	30.0	18.7	123,632,540	10,825,163	134,457,703
1898	74,625,088	51,682,074	126,307,162	22,157,788	29.7	17.5	144,548,662	14,980,883	159,529,545
1899	89,433,172	59,913,287	149,346,459	25,734,229	28.8	17.2	137,360,792	17,520,088	154,880,880
1900	104,346,795	68,160,083	172,506,878	28,889,110	27.7	16.7	168,972,301	14,265,254	183,237,555
1901	105,969,756	71,739,938	177,709,694	29,106,980	27.5	16.4	177,431,386	17,077,757	194,509,143
1902	118,657,496	77,822,694	196,480,190	32,425,532	27.3	16.5	196,019,763	13,951,101	209,970,864
1903	136,796,065	88,017,654	224,813,719	37,110,355	27.1	16.5	214,401,674	10,828,087	225,229,761
1904	148,909,576	94,680,443	243,590,019	40,954,349	27.5	16.9	198,414,439	12,641,239	211,055,678
1905	150,928,787	100,688,332	251,617,119	42,024,340	27.8	16.7	190,854,946	10,617,115	201,472,061
1906	173,046,109	110,236,095	283,282,204	46,671,101	27.0	16.5	235,483,956	11,173,846	246,657,802
1907*	152,065,529	97,672,345	249,737,874	40,290,172	26.5	16.1	180,545,306	11,541,927	192,087,233
1908	128,160,047	133,719,908	351,879,955	58,331,075	26.7	16.6	246,960,968	16,407,984	263,368,952
1909	175,014,160	113,203,355	288,217,515	48,059,792	27.5	16.7	242,603,584	17,318,782	259,922,366
1910	227,264,346	142,551,081	369,815,427	61,024,239	26.8	16.5	279,247,551	19,516,442	298,763,993
1911	282,723,812	169,021,296	451,745,108	73,312,368	25.9	16.2	274,316,553	15,683,657	290,000,210
1912	335,304,060	186,144,249	521,448,309	87,576,037	26.1	16.8	290,223,857	17,492,294	307,716,151
1913	441,606,885	228,482,181	670,089,066	115,063,688	26.1	17.2	355,754,600	21,313,755	377,068,355
1914	410,258,744	208,198,400	618,457,144	107,180,578	26.1	17.3	431,588,439	23,848,785	455,437,224
1915	279,792,195	175,654,117	455,446,312	†79,205,910	28.3	17.4	409,418,836	52,023,673	461,442,509
1916	289,366,527	218,450,632	507,817,159	†103,940,101	35.9	20.5	741,610,638	37,689,432	779,300,070
1917	461,733,609	383,622,697	845,356,306	†147,631,455	32.0	17.5	1,151,375,768	27,835,332	1,179,211,100
1918	542,341,522	420,202,224	962,543,746	†161,595,629	29.8	16.8	1,540,027,788	46,142,004	1,586,169,792

\* 9 months ended March 31. † Includes "War tax" in 1915 of \$2,638,493, in 1916 of \$23,256,788, in 1917 of



SESSIONAL PAPER No. 10b

ada with All Countries, 1868-1918.

Total of Imports for Consumption and Exports (Merchandise)	Excess (Merchandise) of Imports for Consumption (i), or Exports of Canadian Produce (e)	Coin and Bullion.			Total of Imports for Consumption and Total Exports. (Merchandise and Coin and Bullion.)	Imports per capita (Merchandise)	Canadian Exports per capita (Merchandise)	Duty Collected per capita.	Fiscal Years.
		Imports for Consumption.	Exports.						
			Canadian	Foreign.					
\$	\$	\$	\$	\$	\$	\$ c.	\$ c.	\$ c.	
119,791,879	(i) 18,585,260	4,895,147	4,866,168	.....	129,553,194	19.90	14.38	2.61	1868
119,411,514	(i) 10,754,169	4,247,229	4,218,208	.....	127,876,951	18.50	15.35	2.43	1869
132,473,286	(i) 7,858,484	4,335,529	8,002,278	.....	144,811,093	19.37	17.09	2.73	1870
151,697,656	(i) 26,584,364	2,733,094	6,690,350	.....	161,121,100	23.94	16.38	3.36	1871
183,584,632	(i) 39,124,284	2,753,749	4,010,398	.....	190,348,779	29.06	18.23	3.61	1872
210,453,064	(i) 47,971,104	3,005,465	3,845,987	.....	217,304,516	33.94	20.87	3.54	1873
210,536,980	(i) 46,439,890	4,223,282	1,995,835	.....	216,756,097	32.20	20.06	3.77	1874
194,255,710	(i) 47,698,745	2,210,089	1,039,837	.....	197,505,636	30.21	17.93	3.95	1875
172,239,505	(i) 20,021,670	2,220,111	1,240,037	.....	175,699,653	23.43	18.36	3.72	1876
169,268,048	(i) 26,095,848	2,174,089	.....	733,739	172,175,876	23.45	16.97	3.13	1877
169,550,529	(i) 22,406,051	803,726	.....	168,989	170,523,244	22.16	16.67	3.14	1878
149,489,188	(i) 16,271,494	1,639,689	.....	704,586	151,832,863	18.98	15.06	3.12	1879
156,040,245	(e) 2,999,155	1,881,807	.....	1,771,755	159,693,807	16.58	17.29	3.35	1880
187,808,147	(i) 6,543,628	1,123,273	.....	971,005	189,992,427	20.86	19.36	4.26	1881
212,911,294	(i) 17,007,527	1,503,743	.....	371,093	214,786,130	25.35	21.47	4.95	1882
219,315,700	(i) 34,159,065	1,275,523	.....	631,600	221,222,823	27.49	19.78	5.23	1883
195,195,182	(i) 26,139,880	2,207,666	.....	2,184,292	199,587,140	23.63	17.80	4.49	1884
186,967,156	(i) 20,624,040	2,954,244	.....	2,026,980	191,948,380	21.98	17.43	4.21	1885
181,186,920	(i) 18,235,433	3,610,557	.....	56,531	184,854,008	20.92	16.94	4.23	1886
194,617,452	(i) 24,146,301	532,218	.....	5,569	195,155,239	22.66	17.46	4.84	1887
190,857,094	(i) 19,289,556	2,175,472	.....	17,534	193,050,100	21.47	17.36	4.73	1888
196,309,107	(i) 28,825,740	575,251	.....	1,978,256	198,862,614	23.02	16.94	5.01	1889
205,991,940	(i) 26,424,987	1,033,011	.....	2,439,782	209,514,733	23.30	17.79	4.99	1890
209,004,323	(i) 22,862,216	1,811,170	129,328	817,599	211,762,420	23.02	18.31	4.83	1891
227,314,670	(i) 16,127,947	1,818,530	366,447	1,502,671	230,942,318	23.55	20.26	4.20	1892
229,601,484	(i) 9,682,032	6,534,200	309,459	3,824,239	240,249,382	23.33	21.37	4.29	1893
224,756,480	(i) 5,219,147	4,023,072	310,006	1,529,374	230,618,932	21.88	20.84	3.89	1894
209,989,375	(e) 2,152,550	4,576,620	256,571	4,068,748	218,891,314	20.00	20.43	3.55	1895
221,675,704	(e) 4,346,644	5,226,319	207,532	4,491,777	231,601,332	20.72	21.57	3.98	1896
241,075,530	(e) 17,014,713	4,676,194	327,298	3,165,252	249,244,274	20.73	24.04	3.87	1897
285,836,707	(e) 18,241,500	4,390,844	1,045,723	3,577,415	294,850,689	24.29	27.80	4.26	1898
304,227,339	(i) 11,985,667	4,705,134	1,101,245	2,914,780	312,948,498	28.40	26.12	4.89	1899
355,744,433	(i) 3,534,577	8,297,438	1,670,068	6,987,100	372,699,039	32.41	31.75	5.43	1900
372,209,837	(i) 269,308	3,537,294	.....	1,978,489	377,725,620	32.89	32.84	5.39	1901
406,451,054	(i) 460,427	6,311,405	.....	1,669,422	414,431,881	35.52	35.43	5.86	1902
450,043,480	(i) 10,412,045	8,976,797	.....	619,963	459,640,240	39.63	37.79	6.51	1903
454,645,697	(i) 45,175,580	7,874,313	.....	2,465,557	464,985,567	41.82	34.06	7.03	1904
453,089,180	(i) 60,762,173	10,308,435	.....	1,844,811	465,242,426	41.99	31.85	7.01	1905
529,940,006	(i) 47,798,248	7,078,603	.....	9,923,828	546,947,437	45.90	38.16	7.56	1906
441,825,107	(i) 69,192,568	7,517,008	.....	13,189,964	462,532,079	39.63	28.65	6.39	*1907
615,248,907	(i) 104,918,987	6,548,661	.....	16,637,654	638,435,222	54.21	38.05	8.99	1908
548,139,881	(i) 45,613,931	9,988,442	2	1,589,791	559,718,116	43.05	36.24	7.18	1909
668,579,420	(i) 90,567,876	6,017,589	.....	2,594,536	677,191,545	53.46	40.37	8.82	1910
741,745,318	(i) 177,428,555	10,206,210	.....	7,196,155	759,147,683	63.11	38.32	10.24	1911
829,164,460	(i) 231,224,452	26,033,881	.....	7,601,099	862,799,440	71.01	39.52	11.93	1912
1,047,157,421	(i) 314,334,466	5,427,793	.....	16,163,702	1,068,749,102	88.99	47.24	15.28	1913
1,073,894,368	(i) 186,868,705	15,235,305	1,219	23,559,485	1,112,690,377	80.06	55.87	13.87	1914
916,888,821	(i) 46,027,476	131,992,992	667	29,365,701	1,078,248,181	57.45	51.64	9.99	1915
1,287,117,229	(e) 233,793,479	34,260,202	315	103,572,117	1,424,949,863	62.39	91.11	12.77	1916
2,024,567,406	(e) 306,019,462	28,081,120	86,087	196,460,961	2,249,195,574	101.10	137.71	17.66	1917
2,548,713,538	(e) 577,484,042	12,279,173	290,281	3,201,122	2,564,484,114	112.01	179.22	18.80	1918

\$37,830,427, and in 1918 of \$45,018,562.

## No. 4—Summary of the Trade of Canada

Fiscal Years.	Imports Entered for Consumption (Merchandise).					Exports (Merchandise).				
	Dutiable.	Free.	Total.	Duty Collected.	Average ad. val. rate of Duty on—		Canadian Produce.	Foreign Produce.	Total.	
					Dutiable Imports.	Total Imports.				
\$	\$	\$	\$	p.c.	p.c.	\$	\$	\$		
1868	28,284,194	9,333,131	37,617,325				17,905,808	++	++	
1869	28,483,645	7,013,119	35,496,764	4,799,758	16·9	13·5	20,486,389	++++	++++	
1870	30,022,948	7,514,147	37,537,095	5,037,440	16·8	13·4	22,512,991	++++	++++	
1871	39,815,550	8,682,652	48,498,202	6,544,088	16·4	13·5	21,733,556	++++	++++	
1872	48,197,337	14,011,917	62,209,254	7,908,152	16·4	12·7	25,223,785	+	+	
1873	47,443,203	20,553,742	67,996,945	7,392,957	15·6	10·9	31,402,234	7,257,277	38,659,511	
1874	47,794,745	13,629,662	61,424,407	7,867,481	16·5	12·8	35,769,190	9,105,400	44,874,590	
1875	48,949,803	11,059,251	60,009,054	8,881,998	18·1	14·8	34,199,134	5,782,857	39,981,991	
1876	52,385,482	8,093,771	40,479,253	6,075,756	18·8	15·0	34,379,005	6,303,459	40,682,464	
1877	32,916,776	6,414,845	39,331,621	6,377,596	19·4	16·2	35,491,671	6,035,619	41,527,290	
1878	32,139,783	5,112,986	37,252,769	6,445,985	20·1	17·3	35,861,110	10,056,583	45,917,693	
1879	27,075,555	3,892,223	30,967,778	5,561,933	20·5	18·0	29,393,424	6,873,695	36,267,119	
1880	28,038,118	5,726,321	33,764,439	6,737,597	24·0	20·0	35,208,031	10,606,095	45,814,126	
1881	35,860,461	7,024,681	42,885,142	8,772,950	24·5	20·5	42,637,219	11,110,151	53,747,370	
1882	41,459,730	8,896,538	50,356,268	10,011,811	24·1	19·9	39,816,813	5,457,117	45,273,930	
1883	40,732,476	10,947,286	51,679,762	9,897,785	24·3	19·2	39,538,067	7,473,113	47,011,180	
1884	32,828,307	9,096,814	41,925,121	8,001,371	24·4	19·1	37,410,870	6,324,767	43,735,637	
1885	30,702,359	9,329,089	40,031,448	7,617,249	24·8	19·0	36,479,051	5,392,940	41,871,991	
1886	30,385,797	8,647,209	39,033,006	7,817,357	25·7	20·0	36,694,263	4,846,041	41,540,304	
1887	35,766,273	8,975,077	44,741,350	9,318,920	26·1	20·8	38,714,331	5,856,981	44,571,312	
1888	30,848,116	8,819,528	39,167,644	8,972,740	29·1	22·9	33,648,284	6,436,700	40,084,984	
1889	32,219,807	10,031,382	42,251,189	9,450,243	29·3	22·4	33,504,281	4,583,770	38,088,051	
1890	33,267,721	10,009,288	43,277,009	9,576,966	28·8	22·1	41,499,149	6,554,545	48,053,694	
1891	31,447,660	10,571,283	42,018,943	9,114,272	29·0	21·7	43,243,784	6,037,074	49,280,858	
1892	30,831,809	10,231,902	41,063,711	9,074,201	29·4	22·1	54,949,055	9,957,494	64,906,549	
1893	21,869,267	10,660,073	32,529,340	9,498,747	29·8	22·3	58,409,606	5,670,887	64,080,493	
1894	27,493,160	9,542,803	37,035,963	8,245,846	30·0	22·3	60,878,056	7,660,890	68,538,856	
1895	23,311,911	7,747,421	31,059,332	7,006,677	30·1	22·6	57,903,564	3,953,426	61,856,990	
1896	24,366,179	8,458,326	32,824,505	7,358,514	30·2	22·4	62,717,941	3,971,312	66,689,253	
1897	20,217,422	9,183,766	29,401,188	6,205,367	30·7	21·1	69,533,852	7,693,650	77,227,502	
1898	22,556,479	9,486,982	32,043,461	6,649,429	29·5	20·8	93,065,019	11,933,799	104,998,813	
1899	27,521,508	9,409,815	36,931,323	7,328,192	26·6	19·8	85,113,681	13,973,300	99,086,981	
1900	31,561,756	12,718,227	44,279,983	8,074,541	25·6	18·2	96,562,875	11,173,093	107,735,968	
1901	31,701,654	11,118,341	42,819,995	7,845,406	24·7	18·3	92,857,525	12,471,431	105,328,956	
1902	35,062,564	13,960,162	49,022,726	8,424,693	24·0	17·2	109,347,345	7,970,879	117,318,221	
1903	42,210,165	16,582,873	58,793,038	9,841,627	23·3	16·7	125,199,980	6,002,118	131,202,098	
1904	44,939,829	16,784,787	61,724,616	10,838,017	24·1	17·6	110,120,892	7,470,484	117,591,376	
1905	45,099,527	15,243,177	60,342,704	11,171,010	24·8	18·5	97,114,867	4,843,904	101,958,771	
1906	52,615,725	16,568,190	69,183,915	12,944,249	24·6	18·7	127,456,465	5,636,106	133,092,571	
1907*	48,750,741	15,664,674	64,415,415	11,823,197	24·3	18·4	98,691,186	6,438,415	105,129,601	
1908	71,212,207	23,205,107	94,417,314	17,265,293	24·2	18·3	126,194,124	8,283,000	134,477,124	
1909	52,219,881	18,462,220	70,682,101	13,449,342	25·8	19·0	126,384,724	7,360,399	133,745,123	
1910	71,822,941	23,513,486	95,336,427	18,032,629	25·1	18·9	139,482,945	10,147,543	149,630,488	
1911	84,511,835	25,422,830	109,934,665	20,736,811	24·6	18·9	132,156,924	4,806,017	136,962,971	
1912	89,514,201	27,392,011	116,906,212	22,367,040	25·0	19·1	147,240,413	4,592,966	151,833,379	
1913	108,035,865	30,685,871	138,741,736	27,158,162	25·1	19·6	170,161,903	7,820,099	177,982,002	
1914	102,375,867	29,694,495	132,070,362	25,816,854	25·2	19·5	215,253,963	7,068,323	222,322,292	
1915	68,010,299	22,146,862	90,157,161	18,447,534	27·1	20·5	186,668,554	25,089,164	211,757,718	
1916	52,009,078	25,395,283	77,404,361	14,782,858	28·4	19·1	451,852,399	11,228,842	463,081,241	
1917	75,504,932	31,591,652	107,096,584	18,801,123	24·9	17·6	742,147,537	13,923,522	756,071,059	
1918	58,047,170	23,277,113	81,324,283	14,077,045	24·3	17·3	845,480,069	15,593,330	861,073,399	

\*9 months. †Figures not available.

SESSIONAL PAPER No. 10b

with the United Kingdom, 1868 to 1918.

Total Imports and Exports (Mdse.)	Excess (Merchandise) of Imports for Consumption (i), or Exports of Canadian Produce (e).	Coin and Bullion.			Total Imports and Exports.	Per cent. Imports from U. K. of Total Imports (Merchandise).	Per cent. Can. Exports to U. K. of Total Can. Exports (Merchandise).	Per cent. Duty on Imports from United Kingdom of Total Duty.	Fiscal Years.
		Imports.	Exports.						
			Canadian	Foreign.					
\$	\$	\$	\$	\$	\$	p. c.	p. c.	p. c.	
.....	(i) 19,711,517	46,370	889,032	.....	.....	56.1	36.9	.....	1868
.....	(i) 15,010,375	267,706	12,486	.....	.....	56.2	39.1	57.9	1869
.....	(i) 15,024,104	.....	1,134,784	.....	.....	56.1	38.1	53.4	1870
.....	(i) 22,764,646	788,183	2,576,738	.....	.....	57.6	37.7	55.4	1871
.....	(i) 36,985,469	880,371	5,355	.....	.....	59.7	33.3	60.7	1872
106,656,456	(i) 36,594,711	462,829	.....	.....	107,119,285	54.6	41.0	56.9	1873
106,298,997	(i) 25,655,217	1,624,187	67,652	.....	107,990,836	49.9	46.6	54.6	1874
99,991,075	(i) 25,809,950	48,667	.....	.....	100,039,742	51.1	49.1	57.9	1875
81,161,717	(i) 6,100,248	248,200	38,017	.....	81,447,934	43.8	47.4	47.4	1876
80,858,911	(i) 3,839,950	240,618	.....	40,179	81,139,708	41.8	52.2	51.0	1877
83,170,462	(i) 1,391,659	178,411	.....	23,846	83,372,719	41.2	52.7	50.4	1878
67,234,897	(i) 1,574,354	25,270	.....	28,599	67,298,766	39.3	47.1	43.0	1879
79,578,565	(e) 1,443,592	696,785	.....	31,936	80,307,286	48.3	48.3	47.7	1880
96,632,512	(i) 247,923	698,666	.....	4,200	97,335,378	47.4	50.8	47.4	1881
95,630,198	(i) 10,539,455	241,073	.....	531	95,871,802	45.3	42.3	46.1	1882
88,690,942	(i) 12,141,695	372,703	.....	.....	99,063,645	42.4	45.1	42.7	1883
85,660,758	(i) 4,514,251	1,492,894	.....	590	87,154,242	39.6	46.9	39.7	1884
81,903,439	(i) 3,552,397	1,375,329	.....	5,714	83,284,482	40.1	46.1	39.9	1885
80,573,310	(i) 2,338,743	1,568,193	.....	2,325	82,143,828	40.7	47.2	40.2	1886
89,312,662	(i) 6,027,019	220,883	.....	534	89,534,079	42.6	47.8	41.5	1887
79,252,628	(i) 5,519,360	131,077	.....	.....	79,383,705	38.9	41.3	40.4	1888
80,339,240	(i) 8,746,908	66,200	.....	17,075	80,422,515	38.7	41.7	39.8	1889
91,630,703	(i) 1,777,860	113,232	.....	.....	91,743,935	38.8	48.7	40.0	1890
91,299,801	(e) 1,224,841	28,583	.....	.....	91,328,384	37.7	48.8	38.9	1891
105,970,260	(e) 13,885,344	284,724	.....	.....	106,254,984	35.7	55.5	44.2	1892
106,609,833	(e) 15,880,266	619,073	.....	.....	107,228,906	36.9	55.4	44.9	1893
103,574,819	(e) 23,842,093	1,681,304	.....	.....	107,256,123	34.0	58.6	42.6	1894
92,916,322	(e) 26,844,232	72,405	.....	.....	92,988,727	30.9	56.3	39.2	1895
99,513,758	(e) 29,893,436	155,237	1,000	35	99,670,030	31.2	57.2	36.5	1896
106,628,690	(e) 40,132,664	11,000	.....	.....	106,639,690	27.6	56.2	31.3	1897
137,042,279	(e) 61,021,558	457,456	.....	39	137,499,774	25.4	64.4	30.5	1898
136,018,304	(e) 48,182,358	128,800	874	4,000	136,151,978	24.7	62.0	28.6	1899
152,015,951	(e) 52,282,892	509,747	.....	400	152,526,098	25.7	57.1	28.0	1900
148,148,951	(e) 50,037,580	198,169	.....	.....	148,347,120	24.1	52.3	27.0	1901
166,340,947	(e) 60,324,619	191,036	.....	2,000	166,533,983	25.0	55.8	26.0	1902
189,995,136	(e) 66,406,942	103,863	.....	223	190,099,222	26.2	58.4	26.6	1903
179,315,992	(e) 48,396,276	52,958	.....	.....	179,368,950	25.3	55.5	26.5	1904
162,301,475	(e) 36,772,163	5	.....	.....	162,301,480	24.0	50.9	26.7	1905
202,276,486	(e) 58,272,550	10,673	.....	2,366	202,289,525	24.4	54.1	27.9	1906
169,545,016	(e) 34,275,771	165,958	.....	6,200	169,717,174	25.8	54.7	29.5	1907
228,894,438	(e) 31,776,810	542,157	.....	7,032	229,443,627	26.8	51.1	29.8	1908
204,427,224	(e) 55,702,623	843	2	250	204,428,319	24.5	52.1	28.1	1909
244,966,915	(e) 44,146,518	13,873	.....	3,619	244,984,407	25.8	50.0	29.7	1910
246,897,636	(e) 22,222,259	1,797	.....	2,140	246,901,573	24.3	48.2	28.5	1911
268,739,591	(e) 30,334,201	810	.....	20,034	268,760,435	22.4	50.7	25.7	1912
316,723,738	(e) 31,420,167	7,231	.....	.....	316,730,969	20.7	47.8	23.7	1913
354,392,654	(e) 83,183,607	514	54	420	354,393,642	21.4	49.9	24.2	1914
301,914,879	(e) 96,511,393	2,662	45	1,100	301,918,686	19.8	45.6	24.2	1915
540,485,602	(e) 374,448,038	2,704,434	.....	.....	543,190,036	15.2	60.9	18.9	1916
863,167,643	(e) 635,050,953	14,666,630	18	.....	877,834,291	12.7	64.5	17.2	1917
942,397,682	(e) 764,155,786	531	.....	.....	942,398,213	8.4	54.9	8.7	1918



9 GEORGE V, A. 1919

## No. 5—Summary of the Trade of Canada

Fiscal Years.	Imports Entered for Consumption (Merchandise.)					Exports (Merchandise.)				
	Dutiable.	Free.	Total.	Duty Collected.	Average ad. val. rate of Duty on—		Canadian Produce.	Foreign Produce.	Total.	
					Dutiable Imports.	Total Imports.				
\$	\$	\$	\$	p.c.	p.c.	\$	\$	\$		
1868	10,014,304	12,645,828	22,660,132				25,349,568	+	+	
1869	7,793,748	13,703,632	21,497,380	1,565,566	20.1	7.3	26,717,656	+	+	
1870	8,698,845	12,998,392	21,697,237	1,700,252	19.5	7.8	30,361,323	+	+	
1871	14,085,383	13,100,203	27,185,586	2,290,881	16.3	8.4	29,164,358	+	+	
1872	13,271,042	20,470,953	33,741,995	2,385,592	18.0	7.1	32,871,496	+	+	
1873	16,678,805	28,510,305	45,189,110	2,945,966	17.7	6.5	36,714,144	1,517,871	38,232,015	
1874	21,097,531	30,609,375	51,706,906	3,681,014	17.4	7.1	33,195,805	1,183,194	34,378,999	
1875	22,312,546	26,617,812	48,930,358	3,853,634	17.3	7.9	27,902,748	1,020,307	28,923,055	
1876	21,334,613	22,765,267	44,099,880	4,104,484	19.2	9.3	30,080,738	653,701	30,734,439	
1877	23,510,846	25,865,162	49,376,008	4,393,511	18.7	7.9	24,326,332	758,513	25,084,845	
1878	23,464,504	24,538,371	48,002,875	4,790,427	20.4	9.4	24,381,009	719,096	25,100,105	
1879	23,803,457	18,366,849	42,170,306	5,524,879	23.2	13.1	25,491,356	1,007,218	26,498,574	
1880	19,566,667	8,627,216	28,193,783	4,512,415	25.1	10.0	29,566,211	2,043,879	31,610,090	
1881	25,632,313	10,706,388	36,338,701	5,649,152	22.0	15.5	34,038,431	1,863,989	35,902,420	
1882	32,941,061	14,111,874	47,052,935	7,073,912	21.5	15.0	45,782,584	1,787,565	47,570,149	
1883	35,652,045	16,495,198	52,147,243	8,148,268	21.1	14.8	39,513,225	1,657,935	41,171,160	
1884	35,796,697	13,989,191	49,785,888	7,411,946	20.7	14.9	34,332,641	2,324,197	36,656,838	
1885	31,231,947	14,344,563	45,576,510	6,624,100	21.2	14.5	35,566,813	2,164,658	37,731,468	
1886	29,659,876	13,158,775	42,818,651	6,769,365	22.8	15.8	34,284,490	2,244,179	36,528,669	
1887	30,570,609	14,225,299	44,795,908	7,268,195	23.8	16.2	35,269,922	2,385,242	37,655,164	
1888	27,097,680	19,342,616	46,440,296	7,109,234	26.2	15.3	40,407,483	2,147,048	42,554,531	
1889	28,982,283	21,047,136	50,029,419	7,371,148	25.4	14.7	39,519,940	2,041,283	41,561,223	
1890	30,575,397	20,790,264	51,365,661	8,126,625	26.6	15.8	36,213,279	1,869,749	38,083,028	
1891	29,790,402	22,243,075	52,033,477	7,734,515	26.0	14.9	37,743,430	2,451,136	40,194,566	
1892	29,505,550	22,236,582	51,742,132	7,814,559	26.5	15.1	34,666,070	2,512,839	37,178,909	
1893	28,562,050	23,777,746	52,339,796	7,636,076	26.7	14.6	37,296,116	2,493,202	39,789,312	
1894	25,823,636	24,922,455	50,746,091	6,960,951	27.0	13.7	32,562,509	1,408,051	33,970,560	
1895	25,795,538	24,383,466	50,179,004	6,897,395	26.7	13.7	35,603,863	1,860,794	37,464,657	
1896	29,101,646	24,427,744	53,529,390	7,767,993	26.7	14.5	37,789,481	1,960,740	39,750,221	
1897	30,482,509	26,540,833	57,023,342	8,147,075	26.7	14.3	43,664,187	2,216,735	45,880,922	
1898	38,063,960	36,760,363	74,824,323	9,911,624	26.1	13.3	38,980,525	2,092,712	41,082,237	
1899	44,471,824	43,995,349	88,467,173	11,713,859	26.3	13.2	39,326,485	1,795,885	41,122,370	
1900	53,897,561	48,182,616	102,080,177	13,491,873	25.0	13.2	57,996,488	1,966,417	59,962,905	
1901	53,600,278	53,549,047	107,149,325	13,311,750	24.8	12.4	67,983,673	2,423,168	70,406,841	
1902	60,181,808	54,562,888	114,744,696	15,155,136	25.2	13.2	66,567,784	2,991,448	69,562,232	
1903	68,538,323	60,251,914	128,790,237	17,069,881	24.9	13.3	67,766,367	3,443,602	71,209,969	
1904	77,543,780	65,466,798	143,010,578	19,554,586	25.2	13.7	66,856,885	3,856,168	70,713,053	
1905	78,797,440	73,634,186	152,431,626	20,580,302	26.1	13.5	70,426,765	5,136,250	75,563,015	
1906	89,540,776	79,257,600	168,798,376	22,187,103	24.8	13.1	83,546,306	4,455,003	88,001,309	
1907*	78,969,028	69,629,033	148,598,061	19,084,728	24.2	12.8	62,180,439	3,658,197	65,838,636	
1908	110,361,367	94,287,518	204,648,885	27,132,543	24.6	13.3	90,814,871	6,105,267	96,920,138	
1909	90,584,507	79,471,671	170,056,178	22,526,807	24.9	13.2	85,334,806	5,687,581	91,022,387	
1910	118,834,173	98,668,242	217,502,415	59,515,836	24.8	13.6	104,199,675	6,414,632	110,614,327	
1911	153,067,232	121,777,626	274,844,858	37,854,728	24.7	13.8	104,115,823	5,092,853	112,208,676	
1912	196,886,150	133,542,352	330,428,502	49,177,584	25.0	14.9	102,041,222	10,915,073	112,956,295	
1913	276,330,434	159,439,647	435,770,081	68,929,805	24.9	15.8	139,725,953	11,235,722	150,961,675	
1914	249,482,610	146,082,718	395,565,328	61,895,168	24.8	15.6	163,372,825	13,575,474	176,948,299	
1915	168,658,299	127,974,207	296,632,506	42,335,575	25.1	14.3	173,320,216	13,022,640	186,342,856	
1916	199,466,665	171,029,909	370,496,574	49,908,889	25.0	13.5	201,106,488	15,562,774	216,669,262	
1917	332,039,327	332,180,326	664,219,653	75,516,314	22.7	11.4	280,616,330	9,962,443	290,578,773	
1918	429,298,758	362,607,367	791,906,125	88,018,759	20.5	11.1	417,233,287	23,578,113	440,811,400	

\* 9 months ending March 31.

† Figures not available.



SESSIONAL PAPER No. 106

with the United States, 1868 to 1918.

Total Imports and Exports (Merchandise)	Excess (Merchandise) of Imports for Consumption (i), or Exports of Canadian Produce (e).	Coin and Bullion.			Total Imports and Exports.	Per Cent, Imports from U.S. of Total Imports (Merchandise).	Per Cent, Canadian Exports to U.S. of Total Can. Exports (Merchandise).	Per Cent, Duty on Imports from U.S. of Total Duty.	Fiscal Years.
		Imports.	Exports.						
			Canadian.	Foreign.					
\$	\$	\$	\$	\$	\$	p.c.	p.c.	p.c.	
	(e) 2,689,436	4,848,777	3,975,189			33.8	52.3		1868
	(e) 5,220,276	3,976,325	4,205,722			34.0	51.0	18.9	1869
	(e) 8,664,091		6,867,494			32.4	51.4	18.0	1870
	(e) 1,978,772	1,944,911	4,113,612			32.3	50.6	19.4	1871
	(i) 870,499	1,873,370	3,388,765			32.1	49.9	18.3	1872
83,421,125	(i) 8,474,966	2,542,636	3,740,957		89,704,718	36.3	48.0	22.7	1873
86,085,905	(i) 18,511,101	2,599,095	1,928,183		90,613,183	42.0	43.3	25.5	1874
77,853,413	(i) 21,027,610	2,161,422	1,039,837		81,054,672	41.7	40.0	25.1	1875
74,834,319	(i) 14,019,142	1,971,911	1,202,020		78,008,250	47.7	41.5	32.0	1876
74,460,853	(i) 25,049,676	1,933,471		690,400	77,084,724	52.5	35.8	35.1	1877
73,102,980	(i) 23,621,866	625,315		144,793	73,873,088	53.1	35.9	37.5	1878
68,668,886	(i) 16,678,950	1,565,819		666,254	70,900,953	53.6	40.8	42.7	1879
53,803,873	(e) 1,372,428	1,153,165		1,739,819	62,696,857	40.3	40.6	31.9	1880
72,241,121	(i) 2,300,270	365,411		963,805	73,570,337	40.6	40.5	30.5	1881
94,623,084	(i) 1,270,351	1,236,117		370,562	96,229,763	42.3	48.6	32.6	1882
96,318,403	(i) 15,634,018	885,090		631,600	97,835,093	45.3	45.1	35.2	1883
86,442,726	(i) 15,453,247	706,938		2,183,702	89,333,366	47.0	43.0	36.8	1884
83,307,978	(i) 10,009,700	1,574,691		2,021,266	86,903,935	45.7	44.9	34.6	1885
79,347,320	(i) 8,534,161	2,039,388		50,100	81,436,808	44.6	44.1	34.8	1886
82,451,072	(i) 9,523,986	311,158		5,035	82,767,265	42.6	43.6	32.4	1887
88,994,827	(i) 6,032,813	2,041,552		17,534	91,053,913	46.1	49.6	32.0	1888
91,590,642	(i) 10,509,479	508,021		1,961,181	94,059,844	45.9	49.2	31.0	1889
89,448,689	(i) 15,152,382	926,312		2,439,782	92,814,783	46.0	42.5	34.0	1890
92,228,043	(i) 14,290,047	1,652,180	129,328	814,801	94,824,352	46.7	42.6	33.0	1891
88,921,041	(i) 17,076,062	1,395,440	306,447	1,502,671	92,125,599	44.9	35.0	38.1	1892
92,129,108	(i) 15,043,686	5,882,180	309,459	3,824,239	102,144,986	45.4	35.4	36.1	1893
84,716,651	(i) 18,183,582	2,288,009	310,006	1,529,374	88,844,040	46.5	31.4	35.9	1894
87,643,661	(i) 14,575,141	4,455,517	256,571	3,576,448	95,932,197	49.8	34.6	38.6	1895
93,279,611	(i) 15,739,909	5,044,634	206,447	4,491,742	103,022,434	50.8	34.4	38.5	1896
102,904,264	(i) 13,359,155	4,625,699	327,298	3,165,252	111,022,513	53.5	35.3	41.1	1897
115,907,160	(i) 35,835,398	3,880,667	1,045,723	3,574,718	124,408,268	59.2	27.0	45.6	1898
129,589,543	(i) 49,140,688	4,539,993	1,400,371	2,910,780	138,140,687	59.2	29.0	45.7	1899
162,043,082	(i) 44,083,689	7,764,201	1,670,068	6,986,050	178,463,401	59.2	34.3	46.8	1900
177,556,166	(i) 39,165,688	3,335,683		1,975,389	182,867,238	60.3	38.3	45.8	1901
184,306,928	(i) 48,176,912	6,062,354		1,635,452	192,004,734	58.4	34.0	46.8	1902
200,000,206	(i) 61,023,870	8,814,958		573,955	209,389,119	57.3	31.6	46.1	1903
213,723,631	(i) 76,153,693	7,815,937		2,460,496	224,000,064	58.7	33.7	47.9	1904
227,994,641	(i) 82,004,861	10,306,945		1,841,056	240,142,642	60.6	36.9	49.2	1905
256,799,685	(i) 85,252,070	7,063,695		9,805,243	273,668,623	59.6	35.5	47.8	1906
214,436,697	(i) 86,417,622	7,344,968		13,182,844	234,964,509	50.5	34.4	47.6	*1907
301,569,023	(i) 113,834,014	6,003,940		16,000,362	324,173,325	58.7	36.8	46.8	1908
261,078,565	(i) 84,721,372	9,970,372		1,581,970	272,630,907	59.0	35.2	47.1	1909
328,116,742	(i) 113,302,740	5,999,394		2,536,451	336,652,587	58.8	37.3	48.6	1910
387,053,534	(i) 170,729,035	10,089,881		7,188,125	404,331,540	60.8	38.0	51.9	1911
443,884,797	(i) 228,387,280	25,925,976		7,578,339	476,889,112	63.4	35.2	56.5	1912
586,731,756	(i) 296,044,128	5,372,512		16,148,707	608,252,975	65.0	39.3	60.2	1913
572,513,627	(i) 232,192,503	15,220,763	1,015	23,510,059	611,245,464	64.0	37.9	58.1	1914
482,975,362	(i) 123,312,290	131,984,421	582	29,065,888	644,026,253	65.1	42.3	55.6	1915
587,165,836	(i) 169,390,086	28,197,146	115	103,555,703	718,918,800	73.0	27.1	63.8	1916
954,798,426	(i) 383,603,323	13,411,963	152	196,291,765	1,164,502,306	78.6	24.4	69.2	1917
1,232,717,525	(i) 374,672,838	12,209,950	513	2,573,426	1,247,501,414	82.2	27.0	54.5	1918

9 GEORGE V, A. 1919

## No. 6—Exports by Classes during

Fiscal Years.	The Mine.			The Fisheries.			The Forest.	
	Canadian Produce.	Foreign Produce.	Totals.	Canadian Produce.	Foreign Produce.	Totals.	Canadian Produce.	Foreign Produce.
	\$	\$	\$	\$	\$	\$	\$	\$
1868	1,276,129	†	1,276,129	3,357,510	†	3,357,510	18,742,625	†
1869	1,941,485	†	1,941,485	3,242,710	†	3,242,710	20,423,882	†
1870	2,192,541	†	2,192,541	3,608,549	†	3,608,549	21,533,300	†
1871	2,841,124	†	2,841,124	3,994,275	†	3,994,275	23,063,223	†
1872	4,779,594	†	4,779,594	4,386,214	†	4,386,214	24,459,877	†
1873	5,853,860	†	5,853,860	4,779,277	†	4,779,277	29,298,917	†
1874	3,760,835	†	3,760,835	5,292,368	†	5,292,368	27,237,779	†
1875	3,643,398	†	3,643,398	5,380,527	†	5,380,527	25,070,410	†
1876	3,731,827	55,975	3,787,802	5,500,989	232	5,501,221	20,333,230	209,405
1877	3,644,040	54,918	3,698,958	5,874,360	75,391	5,874,360	23,010,249	655,338
1878	2,816,347	53,016	2,869,363	6,853,975	143,332	6,929,366	19,511,575	543,254
1879	3,082,900	104,822	3,187,722	6,928,871	73,691	7,072,203	13,261,459	535,800
1880	2,877,351	104,262	2,981,613	6,579,656	31,169	6,653,347	16,854,507	812,186
1881	2,767,829	148,425	2,916,254	6,867,715	15,529	6,898,884	24,960,012	749,836
1882	3,013,573	127,608	3,141,181	7,682,079	8,809,118	7,697,608	23,991,055	971,597
1883	2,970,886	135,944	3,106,830	8,809,118	17,687	8,856,926	25,370,726	1,277,715
1884	3,247,092	195,399	3,442,491	8,591,654	16,312	8,609,341	25,811,157	1,484,926
1885	3,639,537	196,933	3,836,470	7,960,001	25,645	7,976,313	20,989,708	1,383,597
1886	3,951,147	196,140	4,147,287	6,843,388	101,864	6,869,033	21,034,611	1,830,476
1887	3,805,959	304,649	4,110,608	6,875,810	77,922	6,977,674	20,484,746	1,763,737
1888	4,110,937	228,551	4,339,488	7,793,183	117,527	7,871,105	21,302,814	1,577,477
1889	4,419,170	254,033	4,673,203	7,212,208	62,602	7,329,735	23,043,007	1,426,249
1890	4,855,757	270,374	5,126,131	8,461,906	181,132	8,524,508	26,179,136	1,110,128
1891	5,784,143	193,593	5,977,736	9,715,401	268,712	9,896,533	24,282,015	1,583,853
1892	5,906,471	236,697	6,143,168	9,675,398	198,307	9,944,110	22,281,744	1,351,931
1893	5,329,890	295,636	5,625,526	8,743,050	309,589	8,941,357	26,359,910	1,272,881
1894	5,801,009	254,885	6,055,894	11,102,692	105,009	11,412,281	26,355,448	149,308
1895	6,983,227	231,439	7,214,666	10,692,247	105,933	10,857,256	23,891,166	238,033
1896	8,059,650	342,110	8,401,760	11,077,765	254,765	11,183,698	27,175,686	149,208
1897	11,298,915	251,172	11,550,087	10,314,323	132,316	10,569,088	31,258,729	173,565
1898	14,463,256	230,793	14,694,054	10,841,661	9,909,662	10,973,977	26,511,539	531,533
1899	13,368,150	200,435	13,568,585	11,169,083	55,783	9,951,304	28,021,529	92,766
1900	24,580,266	198,073	24,778,339	10,720,352	10,647	11,224,866	29,663,668	290,421
1901	40,367,683	163,681	40,531,314	14,143,294	43,776	10,730,999	30,009,857	266,323
1902	34,947,574	143,654	35,091,228	11,800,184	26,462	14,187,070	32,119,429	11,484
1903	31,064,861	170,304	31,235,165	10,759,029	14,168	11,826,646	36,886,015	45,099
1904	33,626,739	202,123	33,828,862	11,114,318	30,580	10,773,197	33,091,922	276,859
1905	31,932,329	259,741	32,192,070	16,025,840	23,554	11,144,898	33,235,683	126,370
1906	35,469,631	236,399	35,706,030	10,362,142	34,776	16,049,394	38,824,170	151,373
1907*	26,191,955	164,327	26,356,282	13,867,368	39,199	10,396,918	33,476,098	111,376
1908	39,177,133	383,479	39,560,612			13,906,567	44,170,470	333,901
1909	37,257,699	306,169	37,563,868	13,319,664	28,314	13,347,978	39,667,387	225,963
1910	40,087,017	443,826	40,530,843	15,663,162	97,229	15,760,391	47,517,033	171,223
1911	42,787,561	290,879	43,078,440	15,675,544	114,315	15,789,859	45,439,057	158,542
1912	41,324,516	186,066	41,510,582	16,704,678	110,514	16,815,192	40,892,674	212,213
1913	57,442,546	140,484	57,583,030	16,336,721	106,101	16,442,822	43,255,060	424,563
1914	59,039,054	194,852	59,233,906	20,623,560	111,289	20,734,849	42,792,137	593,950
1915	51,740,989	325,548	52,066,537	19,687,068	131,669	19,818,737	42,650,683	486,098
1916	66,589,861	7,329,537	73,919,398	22,377,977	213,307	22,591,284	51,271,400	426,884
1917	85,616,907	219,514	85,836,421	24,889,253	429,502	25,318,755	55,907,209	488,091
1918	73,760,502	1,928,373	75,688,875	32,602,151	619,024	33,221,175	51,899,704	60,645

\* Nine months ended March 31.

† Not separately stated prior to 1876.

SESSIONAL PAPER No. 10b

each Fiscal Year, 1868 to 1918.

Totals.	Animals and their Produce.			Agricultural Products.			Fiscal Years.
	Canadian Produce.	Foreign Produce.	Totals.	Canadian Produce.	Foreign Produce.	Totals.	
\$	\$	\$	\$	\$	\$	\$	
18,742,625	6,893,167	†	6,893,167	12,871,055	†	12,871,055	1868
20,423,882	8,769,407	†	8,769,407	12,182,702	†	12,182,702	1869
21,533,300	12,138,161	†	13,138,161	13,676,619	†	13,676,619	1870
23,063,223	12,608,506	†	12,608,506	9,853,924	†	9,853,924	1871
24,459,877	12,706,967	†	12,706,967	13,378,891	†	13,378,891	1872
29,298,917	14,243,017	†	14,243,017	14,995,340	†	14,995,340	1873
27,237,779	14,679,169	†	14,679,169	19,590,142	†	19,590,142	1874
25,070,410	12,700,507	†	12,700,507	17,258,358	†	17,258,358	1875
20,542,635	13,614,569	1,030,599	14,645,168	21,139,665	5,169,024	26,308,689	1876
23,665,587	14,220,617	1,140,434	15,361,051	14,689,376	4,590,350	19,279,726	1877
20,054,829	14,019,857	557,229	14,577,086	18,008,754	9,272,335	27,281,089	1878
13,797,259	14,100,604	636,789	14,737,393	19,628,464	6,342,423	25,970,887	1879
17,666,693	17,607,577	896,432	18,504,009	22,294,328	9,992,800	32,287,128	1880
25,709,848	21,360,219	1,305,391	22,665,610	21,268,327	10,025,800	31,294,127	1881
24,962,652	20,454,759	951,046	21,405,805	31,035,712	4,553,986	35,589,698	1882
26,648,441	20,284,343	881,075	21,165,418	22,818,519	6,696,514	29,515,033	1883
27,296,083	22,946,108	1,206,076	24,152,184	12,397,843	5,758,217	18,156,060	1884
22,373,305	25,337,104	1,166,890	26,503,994	14,518,293	4,602,073	19,120,366	1885
22,865,087	22,065,433	1,012,080	23,077,513	17,552,779	3,789,038	21,441,817	1886
22,248,483	24,246,937	825,602	25,072,539	18,826,235	4,892,913	23,719,148	1887
22,880,291	24,719,297	901,072	25,620,369	15,436,360	5,439,075	20,875,435	1888
24,469,256	23,894,707	799,246	24,693,953	13,414,111	3,778,038	17,192,149	1889
27,289,264	25,106,995	1,523,677	26,630,672	11,908,030	5,337,545	17,245,575	1890
25,865,868	25,967,741	1,280,525	27,248,266	13,666,858	4,634,294	18,301,152	1891
23,633,675	28,594,850	1,463,927	30,063,777	22,113,284	8,704,122	30,817,406	1892
27,632,791	31,736,499	1,039,385	32,775,879	20,049,490	5,043,705	27,093,195	1893
26,504,756	31,881,973	1,164,494	33,046,467	17,677,649	9,079,697	26,757,346	1894
24,129,199	34,387,770	1,268,624	35,656,394	15,719,128	3,273,375	18,992,503	1895
27,324,894	36,507,641	896,755	37,404,396	14,083,361	3,890,650	17,974,011	1896
31,432,294	39,245,252	1,123,008	40,368,260	17,982,646	7,711,621	25,694,267	1897
27,043,072	44,301,470	1,834,668	46,136,138	33,063,285	10,664,494	43,727,779	1898
28,114,295	46,743,130	1,281,684	48,024,814	22,952,915	14,448,999	37,401,914	1899
29,954,089	56,148,807	1,147,860	57,296,667	27,516,609	10,953,352	38,469,961	1900
30,276,180	55,495,311	803,971	56,299,282	24,781,486	13,786,566	38,568,052	1901
32,130,913	59,161,209	668,943	59,830,152	37,152,688	10,389,155	47,541,843	1902
36,431,114	69,817,542	649,077	70,466,619	44,624,321	6,948,568	51,572,889	1903
33,368,781	63,812,117	548,323	64,360,440	37,138,875	8,483,110	45,621,985	1904
33,362,053	63,337,458	643,461	63,980,919	29,994,150	4,146,259	34,140,409	1905
38,975,543	66,455,960	730,215	67,186,175	54,062,337	6,153,398	60,215,735	1906
33,587,474	55,422,499	631,119	56,053,618	35,856,616	7,274,792	43,131,408	*1907
44,504,371	55,101,260	812,522	55,913,782	66,069,939	9,478,996	75,548,935	1908
39,893,350	51,849,646	677,064	52,026,710	71,997,207	10,746,719	82,743,926	1909
47,688,256	53,926,515	770,115	54,696,630	90,433,747	11,913,947	102,347,694	1910
45,597,599	52,244,174	809,663	53,053,837	82,601,284	7,457,829	90,059,113	1911
41,104,887	48,210,654	1,010,243	49,220,897	107,143,375	8,311,111	115,454,486	1912
43,679,623	44,784,593	988,634	45,773,227	150,145,661	8,810,034	158,955,695	1913
43,386,087	53,349,119	1,262,953	54,612,072	198,220,029	8,595,689	206,815,718	1914
43,136,781	74,390,743	2,565,259	76,956,002	134,746,050	35,604,014	170,350,064	1915
51,698,284	102,882,276	2,936,914	105,819,190	249,661,194	17,213,996	266,875,190	1916
56,395,300	127,795,468	7,517,342	135,312,810	373,413,701	7,451,069	380,864,770	1917
51,960,349	172,743,081	7,125,087	179,868,168	567,713,584	10,056,766	577,750,350	1918



9 GEORGE V, A. 1919

## No. 6—EXPORTS by Classes during each

Fiscal Years.	Manufactures.			Miscellaneous.			Totals.	
	Canadian Produce.	Foreign Produce.	Totals.	Canadian Produce.	Foreign Produce.	Totals.	Canadian Produce.	Foreign Produce.
	\$	\$	\$	\$	\$	\$	\$	\$
1868	2,100,411	+	2,100,411	302,280	+	302,280	45,543,177	4,196,821
1869	2,412,559	+	2,412,559	350,559	+	350,559	49,323,301	3,855,801
1870	2,560,370	+	2,560,370	371,652	+	371,652	56,081,192	6,527,622
1871	2,432,750	+	2,432,750	387,554	+	387,554	55,181,356	9,853,244
1872	2,716,499	+	2,716,499	515,985	+	515,985	62,944,027	12,798,182
1873	3,609,903	+	3,609,903	465,292	+	465,292	73,245,606	9,405,910
1874	2,946,655	+	2,946,655	419,800	+	419,800	73,926,748	10,614,096
1875	3,028,512	+	3,028,512	409,181	+	409,181	67,490,893	7,137,319
1876	5,148,201	619,546	5,767,747	393,368	150,180	543,548	69,861,849	7,234,961
1877	4,103,422	576,337	4,681,759	320,816	93,731	414,547	63,864,880	7,111,108
1878	4,127,755	588,021	4,715,776	401,871	75,632	477,503	65,740,134	11,164,878
1879	2,700,281	528,480	3,228,761	386,999	63,998	450,997	60,089,578	8,355,644
1880	3,242,617	1,241,594	4,484,211	640,155	119,041	759,196	70,096,191	13,240,006
1881	3,075,095	968,028	4,043,123	622,182	146,468	768,650	80,921,379	13,375,117
1882	3,329,598	934,856	4,264,454	535,935	73,831	609,766	90,042,711	7,628,453
1883	3,503,220	611,204	4,114,424	528,895	101,513	630,408	84,285,707	9,751,773
1884	3,577,535	599,611	4,177,146	560,690	127,190	687,880	77,132,079	9,399,106
1885	3,181,501	612,728	3,794,229	557,374	101,113	658,487	76,183,518	8,079,646
1886	2,824,137	482,250	3,306,387	604,011	102,450	706,461	74,975,506	7,438,079
1887	3,079,972	427,632	3,507,604	644,361	232,936	877,297	77,964,020	8,549,333
1888	4,161,282	455,671	4,616,953	773,877	123,626	897,503	78,297,750	8,803,394
1889	4,434,949	464,139	4,899,088	783,652	99,223	882,875	77,201,804	6,938,455
1890	5,741,184	646,880	6,388,064	82,506	100,575	183,081	82,335,514	9,051,781
1891	6,296,249	689,212	6,985,461	45,337	236,022	281,359	85,757,744	8,798,631
1892	7,040,988	699,867	7,740,855	71,518	391,535	463,053	95,684,253	13,121,791
1893	7,693,959	793,312	8,487,271	93,692	298,635	392,327	102,006,490	8,941,856
1894	7,692,755	643,557	8,336,312	75,327	232,275	307,602	100,586,853	11,833,805
1895	7,768,875	1,090,727	8,859,602	85,938	217,836	303,774	99,528,351	6,485,043
1896	9,365,884	857,493	10,222,877	109,265	364,589	473,854	106,378,752	6,606,738
1897	9,522,014	778,330	10,300,344	63,531	532,702	596,233	119,685,410	10,825,163
1898	10,678,316	1,192,535	11,870,851	61,405	394,539	455,944	139,920,932	14,980,883
1899	11,706,707	1,117,265	12,823,972	99,169	337,297	436,466	132,801,262	17,520,083
1900	14,224,287	1,287,294	15,511,581	208,070	332,471	540,541	163,510,790	14,265,254
1901	16,012,208	1,739,142	17,751,350	44,489	307,477	351,966	177,431,386	17,077,757
1902	18,462,970	2,372,438	20,835,408	32,599	321,651	354,250	196,019,763	13,951,101
1903	20,624,967	2,255,209	22,880,176	83,784	733,368	817,152	214,401,674	10,828,087
1904	19,864,049	2,575,870	22,439,919	121,708	540,786	662,494	198,414,439	12,641,239
1905	21,191,333	3,451,701	24,643,034	49,675	1,959,003	2,008,678	190,854,946	10,617,115
1906	24,561,112	3,089,166	27,650,278	84,906	789,741	874,647	235,483,956	11,173,846
1907*	19,087,988	2,407,013	21,495,001	148,008	918,524	1,066,532	180,545,306	11,927,541
1908	28,507,124	4,562,344	33,069,468	67,674	797,543	865,217	246,960,968	16,407,984
1909	28,957,050	3,997,139	32,954,189	54,931	1,337,414	1,392,345	242,603,584	17,318,782
1910	31,494,916	4,458,445	35,953,361	125,161	1,661,657	1,786,818	279,247,551	19,516,442
1911	35,283,118	5,149,408	40,432,526	285,815	1,703,021	1,988,836	274,316,553	15,683,657
1912	35,836,284	6,672,701	42,508,985	111,676	989,446	1,101,122	290,223,857	17,492,294
1913	43,692,708	8,832,374	52,525,082	97,311	2,011,565	2,108,876	355,754,600	21,313,755
1914	57,443,452	10,158,786	67,602,238	121,088	2,931,266	3,052,354	431,588,439	23,848,785
1915	85,539,501	9,529,024	95,068,525	663,802	3,382,061	4,045,863	409,418,836	52,023,673
1916	242,034,998	8,017,225	250,052,223	6,792,932	1,551,569	8,344,501	741,610,638	37,689,432
1917	477,399,676	9,913,090	487,312,766	6,353,554	1,816,724	8,170,278	1,151,375,768	27,835,332
1918	636,602,516	24,237,914	660,840,430	4,706,250	2,134,195	6,840,445	1,540,027,788	46,142,004

\* 9 months ended March 31.

† Not separately stated prior to 1876.



SESSIONAL PAPER No. 10b

Fiscal Year, 1868 to 1918.—*Concluded.*

Totals.	Estimated Short Reported.	Coin and Bullion.			Grand Total Exports.			Fiscal Years.
		Canadian Produce.	Foreign Produce.	Totals.	Canadian Produce.	Foreign Produce.	Totals.	
\$	\$	\$	\$	\$	\$	\$	\$	
49,739,998	2,961,722	4,866,168		4,866,168	53,371,067	4,196,821	57,567,888	1868
53,179,105	3,077,468	4,218,208		4,218,208	56,618,980	3,855,801	60,474,781	1869
62,608,814	2,962,398	8,002,278		8,002,278	67,045,868	6,527,622	73,573,490	1870
65,034,600	2,448,668	6,690,350		6,690,350	64,320,374	9,853,244	74,173,618	1871
75,742,209	2,887,056	4,010,398		4,010,398	69,841,481	12,798,182	82,639,663	1872
82,651,516	3,292,419	3,845,987		3,845,987	80,384,012	9,405,910	89,789,922	1873
84,540,844	2,815,249	1,995,835		1,995,835	78,737,832	10,614,096	89,351,928	1874
74,628,212	2,218,930	1,039,837		1,039,837	70,749,660	7,137,319	77,886,979	1875
77,096,810	2,629,588	1,240,037		1,240,037	73,731,474	7,234,961	80,966,435	1876
72,975,988	2,165,666		733,739	733,739	68,030,546	7,844,847	75,875,393	1877
76,905,012	2,249,666		168,989	168,989	67,989,800	11,333,867	79,323,667	1878
68,445,222	2,341,447		704,586	704,586	62,431,025	9,060,230	71,491,255	1879
83,336,197	2,803,506		1,771,755	1,771,755	72,899,677	15,011,761	87,911,438	1880
94,296,496	3,023,322		971,005	971,005	83,944,701	14,346,122	98,290,823	1881
97,671,164	4,094,946		371,093	371,093	94,137,657	7,999,546	102,137,203	1882
94,037,480	3,416,724		631,600	631,600	87,702,431	10,383,373	98,085,804	1883
86,521,185	2,701,019		2,184,292	2,184,292	79,833,098	11,573,398	91,406,496	1884
84,263,164	2,948,217		2,026,980	2,026,980	79,131,735	10,106,626	89,238,361	1885
82,413,585	2,781,198		56,531	56,531	77,756,704	7,494,610	85,251,314	1886
86,513,353	2,996,889		5,569	5,569	80,960,909	8,554,902	89,515,811	1887
87,101,141	3,084,322		17,534	17,534	81,352,072	8,820,928	90,203,000	1888
84,140,259	3,070,652		1,978,256	1,978,256	80,272,456	8,916,711	89,189,167	1889
91,387,295	2,922,072		2,439,782	2,439,782	85,257,586	11,491,563	96,749,149	1890
94,556,375	2,913,994	129,328	817,599	946,927	88,801,066	9,616,230	98,417,296	1891
108,806,044	3,348,213	306,447	1,502,671	1,809,118	99,338,913	14,624,462	113,963,375	1892
110,948,346	3,482,308	309,459	3,824,239	4,133,698	105,798,257	12,766,095	118,564,352	1893
112,420,658	3,264,911	310,006	1,529,374	1,839,380	104,161,770	13,363,179	117,524,949	1894
106,013,394	3,300,090	256,571	4,068,748	4,325,319	103,085,012	10,553,791	113,638,803	1895
112,985,490	3,329,053	207,532	4,491,777	4,699,309	109,915,337	11,098,515	121,013,852	1896
130,510,573	3,947,130	327,298	3,165,252	3,492,550	123,959,838	13,990,415	137,950,253	1897
154,901,815	4,627,730	1,045,723	3,577,415	4,623,138	145,594,385	18,558,298	164,152,683	1898
150,321,350	4,559,530	1,101,245	2,914,780	4,016,025	138,462,037	20,434,868	158,896,905	1899
177,776,044	5,461,511	1,670,068	6,987,100	8,657,168	170,642,369	21,252,354	191,894,723	1900
194,509,143			1,978,489	1,978,489	177,431,386	19,056,246	196,487,632	1901
209,970,864			1,669,422	1,669,422	196,019,763	15,620,523	211,640,286	1902
225,229,761			619,963	619,963	214,401,674	11,448,050	225,849,724	1903
211,055,678			2,465,557	2,465,557	198,414,439	15,106,796	213,521,235	1904
201,472,061			1,844,811	1,844,811	190,854,946	12,461,926	203,316,872	1905
246,657,802			9,928,828	9,928,828	235,483,536	21,102,674	256,586,630	1906
192,087,233			13,189,964	13,189,964	180,545,306	24,731,891	205,277,197	1907
263,368,952			16,637,654	16,637,654	246,960,968	33,045,638	280,006,606	1908
259,922,366		2	1,589,791	1,589,793	242,603,586	18,908,573	261,512,159	1909
298,763,993			2,594,536	2,594,536	279,247,551	22,110,978	301,358,529	1910
290,000,210			7,196,155	7,196,155	274,316,553	22,879,812	297,196,365	1911
307,716,151			7,601,099	7,601,099	290,223,857	25,093,393	315,317,250	1912
377,068,355			16,163,702	16,163,702	355,754,600	37,477,457	393,232,057	1913
455,437,224		1,219	23,559,485	23,560,704	431,589,658	47,408,270	478,997,928	1914
461,442,509		667	29,365,701	29,366,368	409,419,503	81,389,374	490,808,877	1915
779,300,070		315	103,572,117	103,572,432	741,610,953	141,261,549	882,872,502	1916
1,179,211,100		86,087	196,460,961	196,547,048	1,151,461,855	224,296,293	1,375,758,148	1917
1,586,169,792		290,281	3,201,122	3,491,403	1,540,318,069	49,343,126	1,589,661,195	1918

9 GEORGE V, A. 1919

No. 7.—EXPORTS of Canadian Produce, by Classes, during each Fiscal Year,  
the United States

EXPORTS, THE PRO-

Fiscal Years.	The Mine.				The Fisheries.			
	United Kingdom.	United States.	Other Countries.	Totals.	United Kingdom.	United States.	Other Countries.	Totals.
	\$	\$	\$	\$	\$	\$	\$	\$
1868	421,093	733,980	121,056	1,276,129	226,915	926,792	2,203,803	3,357,510
1869	735,573	1,096,536	109,376	1,941,485	236,249	1,085,611	1,920,850	3,242,710
1870	842,339	1,182,443	167,759	2,192,541	321,028	943,188	2,344,333	3,608,549
1871	705,840	2,011,831	123,453	2,841,124	348,639	897,546	2,748,090	3,994,275
1872	663,479	3,968,824	145,291	4,779,594	379,869	851,612	3,154,733	4,386,214
1873	1,013,945	4,537,005	302,910	5,853,860	483,157	1,336,398	2,959,722	4,779,277
1874	371,869	3,100,901	288,065	3,760,835	700,813	1,616,663	2,974,892	5,292,368
1875	157,014	3,214,130	272,254	3,643,398	652,870	1,644,826	3,082,831	5,380,527
1876	362,889	3,167,912	201,026	3,731,827	687,101	1,475,319	3,338,569	5,500,989
1877	1,061,201	2,413,525	169,314	3,644,040	808,330	1,317,917	3,748,113	5,874,360
1878	142,374	2,472,979	200,994	2,816,347	1,043,539	2,367,007	3,443,429	6,853,975
1879	265,305	2,636,334	181,261	3,082,900	1,494,846	1,899,190	3,534,835	6,928,871
1880	216,867	2,495,624	164,860	2,877,351	1,154,245	1,738,870	3,686,541	6,579,656
1881	253,652	2,346,529	167,648	2,767,829	1,562,802	2,241,585	3,063,328	6,867,715
1882	311,456	2,418,021	284,096	3,013,573	2,129,982	2,441,204	3,110,893	7,682,079
1883	309,794	2,332,051	329,041	2,970,886	2,337,072	3,186,218	3,285,828	8,809,118
1884	519,672	2,505,501	221,919	3,247,092	1,621,816	3,598,216	3,371,622	8,591,654
1885	485,408	2,898,518	255,611	3,639,537	1,543,014	3,560,731	2,856,256	7,960,001
1886	589,832	3,115,696	245,619	3,951,147	1,586,771	2,587,548	2,669,069	6,843,388
1887	477,722	3,085,431	242,806	3,805,959	1,704,190	2,717,509	2,454,111	6,875,810
1888	478,260	3,341,308	291,369	4,110,937	1,544,901	3,123,853	3,124,429	7,793,183
1889	422,355	3,753,351	243,464	4,419,170	1,249,928	2,839,980	3,122,300	7,212,208
1890	630,815	3,963,257	261,685	4,855,757	2,707,422	2,850,528	3,903,956	8,461,906
1891	851,794	4,600,800	331,549	5,784,143	2,747,882	3,807,786	3,159,733	9,715,415
1892	683,094	4,806,483	416,894	5,906,471	3,006,810	3,452,036	3,216,552	9,675,398
1893	244,560	4,756,280	329,050	5,329,890	2,347,076	3,503,904	2,892,070	8,743,050
1894	257,613	5,130,186	413,210	5,801,009	4,586,715	3,260,677	3,255,300	11,102,692
1895	388,407	6,271,397	323,423	6,983,227	4,143,994	3,025,171	3,523,082	10,692,247
1896	175,512	7,437,814	446,324	8,059,650	4,462,902	3,301,671	3,314,092	11,077,765
1897	354,769	10,533,581	410,555	11,298,915	4,366,081	2,998,655	2,949,587	10,314,323
1898	212,304	13,838,831	412,121	14,463,256	4,822,688	2,979,404	3,039,569	10,841,661
1899	154,151	12,683,332	530,667	13,368,150	3,610,972	3,179,751	3,118,939	9,909,662
1900	193,746	23,698,606	687,914	24,580,266	4,071,136	3,688,935	3,409,012	11,169,083
1901	877,880	38,355,930	1,133,873	40,367,683	3,113,306	4,224,948	3,382,098	10,720,352
1902	802,842	33,145,856	998,876	34,947,574	6,374,877	4,184,403	3,584,014	14,143,294
1903	597,130	29,546,605	921,126	31,064,861	3,904,793	3,760,266	4,135,125	11,800,184
1904	641,072	32,025,193	960,474	33,626,739	3,084,930	4,224,226	3,449,873	10,759,029
1905	991,874	28,764,461	2,175,994	31,932,329	2,524,495	4,593,564	3,996,259	11,114,318
1906	1,475,839	32,869,004	1,124,788	35,469,631	6,139,577	4,880,407	5,005,856	16,025,840
1907*	1,127,267	24,067,112	997,576	26,191,955	2,411,102	3,549,375	4,401,665	10,362,142
1908	1,560,842	35,219,840	2,396,451	39,177,133	3,502,590	4,817,904	5,546,874	13,867,368
1909	2,986,967	31,260,862	3,009,870	37,257,699	3,579,627	4,312,121	5,427,916	13,319,664
1910	3,820,574	33,488,464	2,777,979	40,087,017	5,136,215	4,627,051	5,899,896	15,663,162
1911	6,726,015	33,129,505	2,932,041	42,787,561	4,435,891	4,980,741	6,258,912	15,675,544
1912	5,555,599	33,259,580	2,509,337	41,324,516	5,132,047	5,378,664	6,193,967	16,704,678
1913	12,066,622	42,941,751	2,834,173	57,442,546	3,946,471	5,747,688	6,642,562	16,336,721
1914	16,027,128	39,491,127	3,520,799	59,039,054	7,008,888	6,852,009	6,762,663	20,623,560
1915	12,219,937	37,558,209	1,962,843	51,740,989	5,448,902	8,521,901	5,716,265	19,687,068
1916	12,425,248	51,425,708	2,738,905	66,589,861	6,731,794	8,867,139	6,779,044	22,377,977
1917	15,545,227	66,974,768	3,096,912	85,616,907	7,316,744	10,717,048	6,855,461	24,889,253
1918	13,964,195	54,072,417	5,723,890	73,760,502	6,746,036	16,122,442	9,733,673	32,602,151

\* 9 months ended March 31.



## SESSIONAL PAPER No. 10b

1868 to 1918, showing in each case the Portions Sent to the United Kingdom, and Other Countries.

## DUCE OF CANADA.

The Forest.				Animals and their Produce.				Fiscal Years.
United Kingdom.	United States.	Other Countries.	Totals.	United Kingdom.	United States.	Other Countries.	Totals.	
\$	\$	\$	\$	\$	\$	\$	\$	
9,354,244	7,842,526	1,545,855	18,742,625	2,724,017	3,794,673	374,477	6,893,167	1868
11,151,161	7,515,075	1,757,646	20,423,882	3,342,377	5,011,989	415,041	8,769,407	1869
10,600,994	8,925,122	2,007,184	21,533,300	4,345,179	7,326,764	466,218	12,138,161	1870
11,631,710	9,158,603	2,272,910	23,063,223	4,859,709	7,191,154	557,643	12,608,506	1871
12,776,984	9,215,403	2,467,490	24,459,877	6,087,792	6,103,684	515,491	12,706,967	1872
13,720,614	12,622,959	2,955,314	29,298,917	7,245,415	6,553,900	443,702	14,243,017	1873
14,928,878	9,719,946	2,588,955	27,237,779	8,559,764	5,706,366	413,039	14,679,169	1874
16,303,818	6,402,847	2,363,745	25,070,410	7,026,730	5,085,172	588,605	12,700,507	1875
14,029,090	4,793,065	1,511,075	20,333,230	7,887,627	4,896,786	830,156	13,614,569	1876
16,737,568	4,522,508	1,750,173	23,010,249	9,013,441	4,592,707	614,469	14,220,617	1877
13,271,372	4,481,053	1,759,150	19,511,575	9,060,279	4,483,106	476,472	14,019,857	1878
7,328,313	4,231,484	1,701,662	13,261,459	9,120,141	4,553,262	427,201	14,100,604	1879
8,673,336	6,532,418	1,648,753	16,854,507	11,104,223	6,016,988	486,366	17,607,577	1880
14,758,890	8,349,844	1,851,278	24,960,012	15,327,964	5,546,944	485,311	21,360,219	1881
11,349,866	10,192,933	2,448,256	23,991,055	13,365,399	6,592,068	497,292	20,454,759	1882
13,027,337	9,916,040	2,427,349	25,370,726	13,158,194	6,567,588	558,561	20,284,343	1883
13,742,663	9,883,749	2,184,745	25,811,157	16,054,004	6,367,702	524,402	22,946,108	1884
9,577,581	9,355,736	2,056,391	20,989,708	17,979,895	6,789,562	567,647	25,337,104	1885
10,899,727	8,545,406	1,589,478	21,034,611	14,814,672	6,742,789	507,972	22,065,433	1886
9,445,491	9,353,506	1,685,749	20,484,746	16,315,474	7,291,369	640,094	24,246,937	1887
8,932,177	10,622,338	1,748,299	21,302,814	16,571,072	7,595,743	552,482	24,719,297	1888
10,197,529	11,043,023	1,802,455	23,043,007	16,227,060	7,137,006	530,641	23,894,707	1889
14,098,865	10,247,640	1,832,631	26,179,136	18,578,722	5,966,474	561,799	25,106,995	1890
11,146,282	11,763,058	1,372,075	24,282,015	20,991,143	4,516,979	659,619	25,967,741	1891
9,453,768	11,472,366	1,355,670	22,281,744	24,068,081	3,935,924	590,845	28,594,850	1892
10,821,082	13,850,960	1,678,868	26,350,910	27,052,050	3,951,950	732,599	31,736,499	1893
11,475,692	13,308,196	1,571,560	26,355,448	28,986,095	2,311,104	584,774	31,881,973	1894
9,975,833	12,482,969	1,432,364	23,891,166	30,022,479	3,713,148	652,143	34,387,770	1895
12,186,806	13,528,047	1,460,833	27,175,686	32,523,071	3,341,275	643,295	36,507,641	1896
14,059,585	15,435,759	1,763,385	31,258,729	33,600,891	5,081,811	562,550	39,245,252	1897
15,638,549	9,336,252	1,536,738	26,511,539	39,737,089	4,192,943	371,438	44,301,470	1898
15,777,996	9,921,704	2,321,829	28,021,529	41,604,999	4,628,533	509,598	46,743,130	1899
15,058,036	12,805,139	1,800,493	29,663,668	49,881,630	5,326,750	940,427	56,148,807	1900
15,662,749	12,190,617	2,156,491	30,009,857	49,186,025	5,331,657	977,629	55,495,311	1901
14,154,467	15,517,528	2,447,434	32,119,429	52,687,998	5,139,262	1,333,949	59,161,209	1902
16,742,435	16,977,232	2,666,348	36,386,015	62,998,927	5,319,198	1,499,417	69,817,542	1903
14,962,927	15,009,838	3,119,157	33,091,922	57,920,010	4,217,653	1,674,454	63,812,117	1904
12,214,007	17,837,049	3,184,627	33,235,683	56,097,451	5,906,259	1,333,748	63,337,458	1905
12,498,738	23,085,040	3,240,392	38,824,170	57,758,417	7,259,329	1,438,214	66,455,960	1906
11,783,564	18,397,753	3,294,781	33,476,098	48,313,070	6,035,029	1,074,400	55,422,499	1907*
11,843,094	27,470,754	4,856,622	44,170,470	46,335,833	7,729,137	1,036,296	55,101,260	1908
9,845,422	26,421,373	3,400,592	39,667,387	42,997,405	7,364,546	987,695	51,349,646	1909
11,033,074	31,835,326	4,648,633	47,517,033	41,860,777	10,629,614	1,436,124	53,926,515	1910
11,965,131	28,785,427	4,688,499	45,439,057	40,636,575	10,063,544	1,544,055	52,244,174	1911
10,950,840	25,483,532	4,458,302	40,892,674	36,923,024	9,864,524	1,423,106	48,210,654	1912
10,103,469	29,951,880	3,199,711	43,255,060	30,335,784	12,866,948	1,581,861	44,784,593	1913
10,647,123	29,304,546	2,840,468	42,792,137	26,735,114	24,728,798	1,885,207	53,349,119	1914
9,914,548	31,030,873	1,705,262	42,650,683	38,222,698	34,186,056	1,981,989	74,390,743	1915
14,147,250	34,619,722	2,504,428	51,271,400	67,821,789	29,051,195	6,009,292	102,882,276	1916
14,860,590	36,902,651	4,143,968	55,907,209	93,299,158	28,575,365	5,920,945	127,795,468	1917
4,522,523	44,726,350	2,650,831	51,899,704	112,196,873	48,078,407	12,467,801	172,743,081	1918

9 GEORGE V, A. 1919

## No. 7—Exports of Canadian Produce, by Classes, during each Fiscal Year, the United States and

EXPORTS, THE PRO-

Fiscal Years.	Agricultural Products.				Manufactures.			
	United Kingdom.	United States.	Other Countries.	Totals.	United Kingdom	United States.	Other Countries.	Totals.
	\$	\$	\$	\$	\$	\$	\$	\$
1868	4,056,340	8,136,017	678,698	12,871,055	1,107,408	682,851	310,152	2,100,411
1869	3,620,584	7,912,017	650,101	12,182,702	1,385,965	720,774	305,820	2,412,559
1870	5,377,970	7,600,330	698,319	13,676,619	1,009,044	1,086,083	465,243	2,560,370
1871	3,222,931	6,022,432	608,561	9,853,924	942,127	1,091,801	598,822	2,432,750
1872	4,440,441	8,014,160	924,290	13,378,891	799,413	1,439,062	478,024	2,716,499
1873	7,455,272	6,446,374	1,093,694	14,995,340	1,428,748	1,541,698	639,457	3,609,903
1874	9,804,375	8,743,669	1,042,098	19,590,142	1,367,944	1,134,345	444,366	2,946,655
1875	8,432,963	8,012,813	812,582	17,258,358	1,571,556	986,604	470,852	3,028,512
1876	8,394,103	11,744,615	1,000,947	21,139,665	2,965,249	1,047,211	1,133,741	5,148,201
1877	5,752,550	8,038,250	898,576	14,689,376	2,098,817	988,433	1,018,172	4,105,422
1878	10,087,329	6,977,038	944,387	18,008,754	2,224,373	983,027	920,355	4,127,755
1879	10,048,632	8,591,143	988,689	19,628,464	1,107,385	881,685	711,211	2,700,281
1880	12,641,961	8,086,795	1,565,572	22,294,328	1,386,746	1,283,342	572,529	3,242,617
1881	9,490,890	10,631,374	1,146,063	21,268,327	1,211,915	1,310,557	552,623	3,075,095
1882	11,244,152	18,189,118	1,602,442	31,035,712	1,398,147	1,339,614	591,837	3,329,598
1883	9,474,740	11,989,280	1,354,499	22,818,519	1,211,189	1,603,274	688,757	3,503,220
1884	3,990,127	7,503,111	904,605	12,397,843	1,443,630	1,265,652	868,253	3,577,535
1885	5,502,763	8,392,341	623,189	14,518,293	1,335,706	1,135,741	710,054	3,181,501
1886	7,729,264	8,752,994	1,170,521	17,652,779	1,626,861	1,207,356	589,920	2,824,137
1887	9,438,408	7,966,248	1,421,579	18,826,235	1,270,162	1,289,052	520,758	3,079,972
1888	4,292,640	10,306,278	837,442	15,436,360	1,762,894	1,632,025	766,363	4,161,282
1889	3,674,055	9,125,707	614,349	13,414,111	1,679,359	1,822,948	932,642	4,434,949
1890	3,661,826	7,519,253	726,951	11,908,030	1,816,147	2,667,282	1,257,755	5,741,184
1891	5,254,028	7,291,246	1,121,584	13,666,858	2,252,295	3,006,423	1,037,531	6,296,249
1892	15,119,780	4,573,779	2,419,725	22,113,284	2,617,472	3,006,708	1,416,808	7,040,988
1893	15,443,211	4,132,105	2,474,174	22,049,490	2,454,009	3,563,827	1,676,123	7,693,959
1894	12,431,275	2,784,520	2,461,854	17,677,649	3,120,614	2,448,607	2,123,534	7,692,755
1895	10,414,380	3,710,022	1,594,726	15,719,128	2,944,280	3,030,449	1,794,146	7,768,875
1896	9,551,316	3,232,793	1,299,252	14,083,361	3,799,266	3,531,239	2,034,879	9,365,384
1897	13,507,342	2,419,814	2,055,490	17,982,646	3,617,128	3,213,677	2,691,209	9,522,014
1898	27,747,140	1,133,293	4,182,852	33,063,285	4,900,806	2,829,510	2,948,000	10,678,316
1899	18,447,543	1,149,686	3,355,686	22,952,915	5,474,562	3,150,711	3,081,434	11,706,707
1900	21,674,965	2,041,116	3,800,534	27,516,609	5,625,073	4,857,413	3,741,801	14,224,287
1901	17,337,633	2,907,969	4,535,884	24,781,486	6,652,336	4,963,247	4,396,625	16,012,208
1902	27,973,503	2,555,216	6,623,969	37,152,688	7,322,602	6,024,373	5,115,995	18,462,970
1903	34,206,693	3,882,282	6,535,346	44,624,321	6,728,298	8,236,129	5,660,540	20,624,967
1904	27,266,656	3,863,021	6,009,198	37,138,875	6,231,094	7,416,498	6,216,457	19,564,049
1905	18,884,067	5,034,640	6,075,443	29,994,150	6,378,419	8,280,842	6,532,072	21,191,333
1906	42,305,048	5,779,964	5,977,325	54,062,337	7,233,232	9,652,328	7,675,552	24,561,112
1907*	29,940,454	2,147,081	3,769,081	35,856,616	5,036,956	7,924,107	6,126,925	19,087,988
1908	55,453,583	3,123,639	7,492,667	66,069,939	7,472,357	12,427,258	8,607,509	28,507,124
1909	58,933,165	4,120,244	8,943,798	71,997,207	8,024,308	11,828,241	9,104,501	28,957,050
1910	71,004,416	8,204,250	11,225,081	90,433,747	6,610,756	15,350,280	9,533,880	31,494,916
1911	61,393,720	10,385,705	10,821,859	82,601,284	6,973,820	16,524,005	11,783,293	35,283,118
1912	81,784,731	11,685,611	13,673,033	107,143,375	6,852,710	16,312,751	12,670,823	35,836,284
1913	106,537,156	27,215,879	16,392,626	150,145,661	7,158,746	21,321,458	15,212,504	43,692,708
1914	146,230,104	32,506,548	19,483,377	198,220,029	8,583,540	30,391,764	18,468,148	57,443,453
1915	95,834,460	19,405,251	19,506,339	134,746,050	24,848,359	42,164,753	18,526,389	85,539,501
1916	196,077,876	18,620,236	34,963,082	249,661,194	48,477,303	58,202,141	35,355,554	142,031,998
1917	266,210,322	45,138,610	62,064,769	373,413,701	339,013,448	91,990,586	46,395,642	477,399,676
1918	403,456,560	101,877,411	62,379,613	567,713,584	300,715,681	151,833,178	184,053,657	636,602,516

\*9 months ended March 31.



SESSIONAL PAPER No. 10b

1868 to 1918, showing in each case the Portions Sent to the United Kingdom, Other Countries—*Continued*.DUCE OF CANADA *Continued*.

Miscellaneous.				Total Merchandise the Produce of Canada.				Fiscal Years.
United Kingdom.	United States.	Other Countries.	Totals.	United Kingdom.	United States.	Other Countries.	Totals.	
\$	\$	\$	\$	\$	\$	\$	\$	
15,791	271,007	15,482	302,280	17,905,808	22,387,846	5,249,523	45,543,177	1868
14,480	298,186	37,893	350,559	20,486,389	23,640,188	5,196,727	49,323,304	1869
16,437	333,000	20,215	371,652	22,512,991	27,398,930	6,169,271	56,081,192	1870
22,600	342,323	22,631	387,554	21,733,556	26,715,690	6,732,110	55,181,356	1871
73,807	391,691	50,487	515,985	25,223,785	29,984,440	7,735,802	62,944,027	1872
55,053	383,391	26,848	465,292	31,402,234	33,421,725	8,421,647	73,245,606	1873
35,547	358,666	25,587	419,800	35,769,190	30,380,556	7,777,002	73,926,748	1874
54,183	337,426	17,572	409,181	34,199,134	25,683,818	7,607,941	67,490,893	1875
52,946	326,242	14,180	393,368	34,379,005	27,451,150	8,031,694	69,861,849	1876
19,764	287,326	13,726	320,816	35,491,671	22,160,666	8,212,543	65,864,880	1877
31,844	367,133	2,894	401,871	35,861,110	22,131,343	7,747,681	65,740,134	1878
28,802	356,811	1,886	386,999	29,393,424	23,149,909	7,546,245	60,089,578	1879
30,653	608,668	834	640,155	35,208,031	26,762,705	8,125,455	70,096,191	1880
31,106	588,276	2,800	622,182	42,637,219	31,015,109	7,269,051	80,921,379	1881
17,811	514,680	3,444	535,935	39,816,813	41,687,638	8,538,260	90,042,711	1882
19,741	502,050	7,104	528,895	39,538,067	36,096,501	8,651,139	84,285,707	1883
38,958	507,691	14,041	560,690	37,410,870	31,631,622	8,089,587	77,132,079	1884
54,684	485,964	16,726	557,374	36,479,051	32,613,593	7,085,874	76,183,518	1885
47,136	551,503	5,372	604,011	36,694,263	31,503,292	6,777,951	74,975,506	1886
62,884	569,918	11,559	644,361	38,714,331	32,273,033	6,976,656	77,964,020	1887
66,340	701,616	5,921	773,877	33,648,284	37,323,161	7,326,305	78,297,750	1888
53,995	727,273	2,384	783,652	33,504,281	36,449,288	7,248,235	77,201,804	1889
5,352	76,773	381	82,506	41,499,149	33,291,207	7,545,158	82,335,514	1890
360	43,144	1,833	45,337	43,243,784	34,829,436	7,684,524	85,737,744	1891
50	70,621	847	71,518	54,949,055	31,317,857	9,417,341	95,684,253	1892
47,618	45,876	198	93,692	58,409,606	33,813,802	9,783,082	102,006,490	1893
20,052	54,308	967	75,327	60,878,056	29,297,598	10,411,199	100,586,853	1894
14,191	70,617	1,130	85,938	57,903,564	32,300,773	9,321,014	99,528,351	1895
19,968	87,589	1,708	109,265	62,717,941	34,460,428	9,200,383	106,378,752	1896
28,056	33,760	1,715	63,531	69,533,852	39,717,057	10,434,501	119,685,410	1897
6,443	51,562	3,400	61,405	93,065,019	34,361,795	12,494,118	139,920,932	1898
43,458	53,238	2,473	99,169	85,113,681	34,766,955	12,920,626	132,801,262	1899
58,289	117,024	32,757	208,070	96,562,875	52,534,977	14,412,938	163,510,790	1900
27,596	9,305	7,588	44,489	92,857,525	67,983,673	16,590,188	177,431,386	1901
31,036	1,146	397	32,599	109,347,345	66,567,784	20,104,634	196,019,763	1902
21,704	44,655	17,425	83,784	125,199,980	67,766,367	21,435,327	214,401,674	1903
14,203	100,456	7,049	121,708	110,120,892	66,856,885	21,436,662	198,414,439	1904
24,554	9,950	15,171	49,675	97,114,867	70,426,765	23,813,314	190,854,946	1905
45,614	20,234	19,058	84,906	127,456,465	83,546,306	24,481,185	235,483,956	1906
78,773	59,982	9,253	148,008	98,691,186	62,180,439	19,673,681	180,545,306	1907*
25,825	26,289	15,560	67,674	126,194,124	90,814,871	29,951,973	246,960,968	1908
17,830	27,419	9,682	54,931	126,384,724	85,334,806	30,884,054	242,603,584	1909
17,133	64,690	43,338	125,161	139,482,945	104,199,675	35,564,931	279,247,551	1910
25,772	246,896	13,147	285,815	132,156,924	104,115,823	38,043,806	274,316,553	1911
41,462	56,560	13,654	111,676	147,240,413	102,041,222	40,942,222	290,223,857	1912
13,655	80,349	3,307	97,311	170,161,903	139,725,953	45,866,744	355,754,600	1913
22,072	98,033	983	121,088	215,253,969	163,372,825	52,961,645	431,588,439	1914
179,650	453,173	30,979	663,802	186,668,554	173,320,216	49,430,066	409,418,836	1915
6,171,139	320,347	301,446	6,792,932	451,852,399	201,106,488	88,651,751	741,610,638	1916
5,902,048	317,302	134,204	6,353,554	742,147,537	280,616,330	128,611,901	1,151,375,768	1917
3,878,201	523,082	304,967	4,706,250	845,480,069	417,233,287	277,314,432	1,540,027,788	1918

No. 7—EXPORTS of Canadian Produce, by Classes, during each Fiscal Year, the United States and Other  
EXPORTS, THE PRO-

Fiscal Years.	Estimated Short Reported.				Coin and	
	United Kingdom.	United States.	Other Countries.	Totals.	United Kingdom.	United States.
	£	£	£	\$	\$	\$
1868		2,961,722		2,961,722	889,032	3,975,189
1869		3,077,468		3,077,468	12,486	4,205,722
1870		2,962,398		2,962,398	1,134,784	6,867,494
1871		2,448,668		2,448,668	2,576,738	4,113,612
1872		2,887,056		2,887,056	5,355	3,888,765
1873		3,292,419		3,292,419		5,740,957
1874		2,815,249		2,815,249	67,652	1,928,183
1875		2,218,930		2,218,930		1,039,837
1876		2,629,588		2,629,588	38,017	1,202,020
1877		2,165,666		2,165,666		
1878		2,249,666		2,249,666		
1879		2,341,447		2,341,447		
1880		2,803,506		2,803,506		
1881		3,023,322		3,023,322		
1882		4,094,946		4,094,946		
1883		3,416,724		3,416,724		
1884		2,701,019		2,701,019		
1885		2,948,217		2,948,217		
1886		2,781,198		2,781,198		
1887		2,996,889		2,996,889		
1888		3,084,322		3,084,322		
1889		3,070,652		3,070,652		
1890		2,922,072		2,922,072		
1891		2,913,994		2,913,994		129,328
1892		3,348,213		3,348,213		306,447
1893		3,482,308		3,482,308		309,459
1894		3,264,911		3,264,911		310,006
1895		3,300,090		3,300,090		256,571
1896		3,329,053		3,329,053	1,000	206,447
1897		3,947,130		3,947,130		327,298
1898		4,627,730		4,627,730		1,045,722
1899		4,559,530		4,559,530	874	1,100,371
1900		5,461,511		5,461,511		1,670,068
1901						
1902						
1903						
1904						
1905						
1906						
1907*						
1908						
1909					2	
1910						
1911						
1912						
1913						
1914					54	1,015
1915					45	582
1916						115
1917					18	152
1918						513

\* 9 months ended March 31. † Includes exports Manitoba for only three months ended June 30 1871.

SESSIONAL PAPER No. 10b

1868 to 1918, showing in each case the Portions Sent to the United Kingdom, Countries—*Concluded*.DUCE OF CANADA—*Concluded*.

Bullion.		Grand Total Exports—The Produce of Canada.				Fiscal Years.
Other Countries.	Totals.	United Kingdom.	United States.	Other Countries.	Totals.	
£	£	£	£	£	£	
1,947	4,866,168	18,794,840	29,324,757	5,251,470	53,371,067	1868
.....	4,218,208	20,493,875	30,924,378	5,196,727	56,618,980	1869
.....	8,002,278	23,647,775	37,228,822	6,169,271	67,045,868	1870
.....	6,690,350	+24,310,294	+33,277,970	+6,732,110	+64,320,374	1871
616,278	4,010,398	25,229,140	36,260,261	8,352,080	69,841,481	1872
105,030	3,845,987	31,402,234	40,455,101	8,526,677	80,384,012	1873
.....	1,995,835	35,836,842	35,123,988	7,777,002	78,737,832	1874
.....	1,039,837	34,199,134	28,942,585	7,607,941	70,749,660	1875
.....	1,240,037	34,417,022	31,282,758	8,031,694	73,731,474	1876
.....	.....	35,491,671	24,326,332	8,212,543	68,030,546	1877
.....	.....	35,861,110	24,381,009	7,747,681	67,989,800	1878
.....	.....	29,393,424	25,491,356	7,546,245	62,431,025	1879
.....	.....	35,208,031	29,566,211	8,125,455	72,899,697	1880
.....	.....	42,637,219	34,038,431	7,269,051	83,944,701	1881
.....	.....	39,816,813	45,782,584	8,538,260	94,137,657	1882
.....	.....	39,538,067	39,513,225	8,651,139	87,702,431	1883
.....	.....	37,410,870	34,332,641	8,089,587	79,833,098	1884
.....	.....	36,479,051	35,566,810	7,085,874	79,131,735	1885
.....	.....	36,694,263	34,284,490	6,777,951	77,756,704	1886
.....	.....	38,714,331	35,269,922	6,976,656	80,960,909	1887
.....	.....	33,643,284	40,407,483	7,326,305	81,382,072	1888
.....	.....	33,504,281	39,519,940	7,248,235	80,272,456	1889
.....	.....	41,499,149	36,213,279	7,545,158	85,257,586	1890
.....	129,328	43,243,784	37,872,758	7,684,524	88,801,066	1891
.....	306,447	54,949,055	34,972,517	9,417,341	99,338,913	1892
.....	309,459	58,409,606	37,605,569	9,783,082	105,798,257	1893
.....	310,006	60,878,056	32,872,515	10,411,199	104,161,770	1894
.....	256,571	57,903,564	35,860,434	9,321,014	103,085,012	1895
.....	85	62,718,941	37,995,928	9,200,468	109,915,337	1896
.....	207,532	69,533,852	43,991,485	10,434,501	123,959,838	1897
.....	327,298	93,065,019	40,035,248	12,494,118	145,594,385	1898
.....	1,045,723	85,114,555	40,426,856	12,920,626	138,462,037	1899
.....	1,101,245	96,562,875	59,666,556	14,412,938	170,642,369	1900
.....	1,670,068	92,857,525	67,983,673	16,590,188	177,431,386	1901
.....	.....	109,347,345	66,567,784	20,104,634	196,019,763	1902
.....	.....	125,199,980	67,766,367	21,435,327	214,401,674	1903
.....	.....	110,120,892	66,856,885	21,436,662	198,414,439	1904
.....	.....	97,114,867	70,426,765	23,313,314	190,854,946	1905
.....	.....	127,456,465	83,546,306	24,481,185	235,483,956	1906
.....	.....	98,691,186	62,180,439	19,673,681	180,545,306	1907*
.....	.....	126,194,124	90,814,871	29,951,973	246,960,968	1908
.....	2	126,384,726	85,334,806	30,884,054	242,603,586	1909
.....	.....	139,482,945	104,199,675	35,564,931	279,247,551	1910
.....	.....	132,156,924	104,115,823	38,043,806	274,316,553	1911
.....	.....	147,240,413	102,041,222	40,942,222	290,223,857	1912
.....	.....	170,161,903	139,725,953	45,866,744	355,754,600	1913
.....	.....	215,254,023	163,373,840	62,961,795	431,589,658	1914
150	1,219	186,668,599	173,320,798	49,430,106	409,419,503	1915
40	667	451,852,399	201,106,603	88,651,951	741,610,953	1916
200	315	742,147,555	280,616,482	128,697,818	1,151,461,855	1917
85,917	86,087	845,480,069	417,233,800	277,604,200	1,540,318,069	1918
289,768	290,281	.....	.....	.....	.....	.....



No. 8—Trade of Canada by Customs Ports during the Fiscal Years ended  
March 31, 1917 and 1918.

Ports.	1917.			1918		
	Total Exports.	Imports for Consumption.	Duty Collected.	Total Exports.	Imports for Consumption.	Duty Collected.
<i>Ontario.</i>	\$	\$	\$ cts.	\$	\$	\$ cts.
Amherstburg.....	397,926	513,102	108,737 91	253,537	817,386	184,529 67
Belleville.....		2,032,217	327,775 18		1,632,492	236,986 50
Bowmanville.....		2,089,800	239,595 19		1,631,190	212,830 79
Brantford.....		5,764,417	860,466 01		9,094,609	964,208 52
Bridgeburg.....	44,191,227	2,789,980	691,822 42	55,412,661	3,959,323	786,369 32
Brockville.....	136,037	1,095,464	226,975 44	170,958	1,118,431	232,594 03
Chatham.....	6,399	4,156,935	1,069,260 77	44,222	5,010,756	1,173,187 25
Cobourg.....	556,696	1,493,510	369,538 15	866,242	2,578,049	534,061 93
Collingwood.....		1,181,142	111,474 56		1,908,661	162,817 13
Cornwall.....	166,831,005	1,799,727	215,006 83	15,489,680	3,346,942	399,090 74
Deseronto.....	6,305	215,247	18,622 56		912,233	14,049 17
Fort Frances.....	12,897,029	1,101,667	277,367 55	31,371,107	1,179,500	316,926 16
Fort William.....	100,949,497	6,577,254	973,223 57	139,891,836	15,637,332	1,679,737 29
Galt.....		4,676,953	572,182 19		4,270,181	519,686 66
Gananoque.....	33,023	543,074	89,485 48	40,241	616,083	87,161 33
Goderich.....		1,065,818	162,889 96		1,188,893	154,625 16
Guelph.....		2,873,069	426,477 90		3,523,359	496,378 01
Hamilton.....	4,862	41,090,833	5,970,359 38	156,547	52,215,855	6,691,982 20
Ingersoll.....	138,033	2,302,258	368,596 71	151,711	2,274,983	398,262 67
Kenora.....	41,405	174,029	141,151 47	47,893	250,615	163,401 60
Kingston.....	137,162	3,284,385	479,417 33	191,822	4,518,591	519,609 16
Kitchener.....		6,171,853	907,104 73		7,692,569	1,177,341 31
Lindsay.....		1,014,633	168,437 91		608,538	123,649 11
London.....		10,452,087	1,670,259 41		9,346,090	1,628,858 20
Midland.....	200,180	954,015	136,830 20	277,789	1,393,175	161,609 50
Morrisburg.....	17,289	216,943	18,099 21	18,965	126,010	11,256 41
Napanee.....		1,066,250	225,694 42		1,292,052	222,882 56
Niagara Falls.....	41,096,827	4,748,228	807,475 58	49,229,424	6,971,842	1,338,134 86
North Bay.....		2,340,194	459,108 22		3,111,142	610,158 60
Orillia.....		5,145,583	410,861 76		3,302,004	270,379 98
Oshawa.....		7,773,426	2,302,918 72		10,669,327	3,500,559 94
Ottawa.....	132,585	24,654,462	2,323,224 72	94,693	21,166,408	2,071,454 95
Owen Sound.....		608,459	79,739 59		651,608	94,503 28
Paris.....		1,291,732	191,674 25		1,493,854	176,559 53
Parry Sound.....	165,210	8,170,898	456,290 52	208,189	6,351,529	482,647 17
Peterborough.....		6,369,144	858,316 73		5,846,041	815,132 43
Pictou.....		562,704	118,844 37		619,360	112,235 41
Port Arthur.....	50,347,932	4,449,416	749,232 51	66,945,411	6,886,923	863,677 57
Port Hope.....		328,692	45,685 79		334,038	46,195 91
Port McNicholl.....	93,751	110,878	6,404 14	95,294	74,418	1,803 24
Prescott.....	14,646,699	3,518,352	313,377 70	18,932,084	4,175,773	562,703 40
St. Catharines.....	192,678	10,062,555	1,154,708 54	343,319	9,908,687	1,436,134 81
St. Thomas.....	31,379	1,982,870	352,518 86	13,999	2,725,053	504,910 80
Sarnia.....	14,265,730	11,754,130	1,300,374 11	25,482,208	15,324,031	1,804,096 92
Sault Ste. Marie.....	13,198,336	5,865,172	1,137,693 58	16,762,582	9,780,661	1,693,671 84
Simcoe.....	20,420	2,519,203	419,600 60	46,091	1,703,507	273,801 92
Stratford.....		2,542,977	340,171 76		3,167,633	509,910 71
Sudbury.....		1,689,180	315,500 51		3,030,432	371,733 41
Tillsonburg.....		272,001	41,432 71		349,602	68,128 15
Toronto.....	197,026	199,072,774	33,808,163 37	394,724	214,844,773	32,955,828 58
Trenton.....		582,979	54,709 98		7,951,383	55,408 33
Wallaceburg.....	8,643	4,352,462	1,108,027 60	5,280	4,969,457	1,213,214 62
Welland.....		8,172,338	824,077 29	8,171	16,077,772	1,422,811 52
Whitby.....		188,197	21,758 24		305,176	26,498 21
Windsor.....	21,081,127	23,194,174	5,653,945 09	32,590,069	27,816,379	7,216,984 72
Woodsstock.....		1,187,097	162,020 19		1,500,046	195,110 26
Total.....	481,931,718	449,606,959	72,705,008 97	455,536,749	529,153,767	79,960,478 45



SESSIONAL PAPER No. 10b

No. 8—Trade of Canada by Customs Ports.—*Continued.*

Ports.	1917.			1918		
	Total Exports.	Imports for Consumption.	Duty Collected.	Total Exports.	Imports for Consumption.	Duty Collected.
<i>Quebec.</i>	\$	\$	\$ cts.	\$	\$	\$ cts.
Abercorn. ....	16,554,063	72,120	15,441 80	19,977,782	78,843	15,318 03
Athelstan. ....	34,968,230	1,568,350	170,157 85	17,783,827	2,018,952	268,487 38
Beebe Junction. ....	6,156,936	1,548,959	252,625 66	7,168,993	1,671,827	288,240 53
Coaticook. ....	51,205,754	324,287	38,442 40	75,515,706	369,047	36,666 48
Cookshire. ....	401,701	74,837	7,819 50	496,666	83,487	11,888 71
Gaspé. ....	632,537	51,771	8,279 95	381,448	75,980	3,485 15
Hemmingford. ....						
Highwater. ....	84,688	10,186	2,317 14	83,096	12,498	2,638 00
Hull. ....		4,087,547	542,597 79		3,506,362	509,938 36
Lake Megantic. ....	88,211	42,922	4,157 96	240,832	34,700	2,835 49
Mansonville. ....	119,350	11,514	1,300 32	82,409	9,668	932 85
Montreal. ....	384,313,755	222,118,617	34,890,789 83	524,365,343	197,162,520	36,459,792 50
Paspebiac. ....	377,662	95,390	14,232 66	166,087	65,582	2,860 28
Perce. ....	49,781	107,805	18,884 02	23,858	187,321	28,844 76
Quebec. ....	15,212,135	16,898,120	2,719,805 21	13,331,114	15,571,742	2,424,435 62
Rimouski. ....	319,556	38,897	7,540 35	87,950	108,385	25,305 18
Saint Armand. ....	7,082,274	234,535	22,707 13	6,528,024	194,382	18,790 60
Saint Hyacinthe. ....		4,541,614	453,325 13		2,759,454	241,598 17
Saint Johns. ....	33,343,818	5,033,432	536,142 98	39,932,734	6,272,212	614,889 98
Sherbrooke. ....	33,976	4,881,272	788,323 06	49,961	5,518,111	838,066 03
Sorel. ....	163,395	239,310	40,685 20	198,674	910,881	82,688 40
Three Rivers. ....	4,312	6,198,050	861,237 94	405,146	7,311,527	862,046 07
Valleyfield. ....		1,844,905	196,341 60		2,264,633	240,344 19
Total. ....	551,111,934	270,024,440	41,593,155 48	706,819,650	246,187,514	42,980,392 76
<i>Nova Scotia.</i>						
Amherst. ....	163,289	854,419	144,434 92	42,599	748,450	123,748 59
Annapolis. ....	27,469	27,977	3,338 40	33,886	30,174	4,928 64
Antigonish. ....		15,516	3,483 98		16,440	3,799 00
Arichat. ....	19,079	5,047	417 91	14,728	8,211	635 76
Baddeck. ....	77,572	14,284	1,802 50	116,473	17,262	2,670 64
Barrington Passage. ....	101,326	28,716	1,573 31	82,760	33,248	4,599 24
Bridgewater. ....	546,637	87,170	18,395 99	276,153	159,631	39,425 87
Canso. ....	99,849	40,941	4,229 79	210,278	55,627	8,541 89
Digby. ....	162,976	42,595	5,060 50	202,654	57,547	4,302 88
Glace Bay. ....	238	134,863	50,047 94	160	172,111	70,242 51
Halifax. ....	34,175,832	13,885,665	2,657,047 85	71,428,208	15,111,537	2,230,646 38
Kentville. ....	175,771	149,829	19,168 74	55,674	153,824	26,124 84
Liverpool. ....	336,186	24,780	3,441 48	85,422	62,650	8,582 42
Lockeport. ....	19,140	10,725	657 06	23,899	9,980	864 02
Lunenburg. ....	736,386	180,662	14,739 86	1,119,477	237,240	13,866 13
Middleton. ....		16,137	2,456 13		15,744	1,905 87
New Glasgow. ....		4,702,346	800,984 88		2,462,298	550,497 23
North Sydney. ....	2,548,269	1,075,978	147,194 45	4,334,408	1,449,734	117,325 91
Parrsboro'. ....	719,890	11,247	1,066 24	360,840	10,564	1,326 33
Pictou. ....	1,315,605	456,284	12,310 13	6,869,496	347,429	34,053 43
Port Hawkesbury. ....	82,131	23,689	944 00		41,039	4,654 88
Port Hood. ....	22,888	24,676	6,271 30	2,313	29,076	5,583 63
Shelburne. ....	43,657	10,507	1,265 96	163,604	17,561	1,864 52
Sydney. ....	7,890,520	2,898,936	449,427 54	11,655,053	4,525,103	761,541 62
Truro. ....	25,954	933,116	153,465 13	41,716	923,483	167,542 03
Weymouth. ....	173,814	24,422	2,449 46	129,634	35,369	4,754 60
Windsor. ....	395,546	349,344	32,945 90	314,333	499,355	29,252 83
Yarmouth. ....	2,920,511	1,061,850	113,002 65	4,912,848	1,613,825	154,910 95
Total. ....	52,780,505	27,091,721	4,681,624 04	102,476,616	26,844,512	4,378,192 64

No. 8—Trade of Canada by Customs Ports—*Continued.*

Ports.	1917.			1918.		
	Total Exports.	Imports for Consumption.	Duty Collected.	Total Exports.	Imports for Consumption.	Duty Collected.
	\$	\$	\$ cts.	\$	\$	\$ cts.
<i>New Brunswick.</i>						
Bathurst.....	685,661	310,615	84,988 07	12,365	369,625	49,130 46
Campbellton.....	1,478,193	132,026	26,698 81	64,778	13,486 55	
Chatham.....	1,002,561	238,408	23,620 32	362,418	156,425	18,824 61
Dalhousie.....	298,362	6,164	742 87		19,458	5,959 40
Fredericton.....		778,160	111,658 98		1,207,020	162,299 92
McAdam Junction.....	8,911,310	98,168	12,708 08	13,956,385	105,657	27,408 99
Moncton.....	413,702	976,715	155,521 49		1,467,924	279,007 05
Newcastle.....	1,072,045	35,367	8,055 58	90,161	55,378	10,788 14
Sackville.....	4,920	99,751	12,067 71		110,693	13,908 86
St. Andrews.....	256,107	331,408	37,048 44	322,110	426,093	42,154 02
St. John.....	190,586,561	14,956,948	3,242,097 61	200,783,647	16,783,415	3,323,857 05
St. Stephen.....	293,795	1,161,698	134,937 14	625,601	1,595,416	171,241 67
Woodstock.....	1,170,710	848,156	125,706 27	1,933,952	1,077,593	176,039 71
Total.....	206,173,927	19,993,584	3,975,851 37	218,086,639	23,439,475	4,294,106 43
<i>British Columbia.</i>						
Abbotsford.....	2,463,983	141,870	22,658 62	2,948,060	235,695	42,251 60
Cranbrook.....	596,042	285,156	42,368 20	1,215,137	441,135	59,027 76
Fernie.....	1,044,004	265,594	83,109 73	839,801	211,372	65,135 04
Grand Forks.....	4,542,497	660,719	114,458 73	2,140,316	262,129	41,534 87
Greenwood.....	375,368	481,815	41,486 48	227,857	406,125	44,582 70
Nanaimo.....	4,012,504	1,554,788	354,612 20	5,365,056	2,024,035	480,672 48
Nelson.....	329,287	417,125	137,861 24	89,097	350,291	103,162 11
New Westminster.....	6,978,072	935,778	259,275 60	8,308,854	1,259,087	302,288 54
Prince Rupert.....	3,366,323	1,675,098	185,759 07	4,242,740	1,906,906	175,340 45
Revelstoke.....		282,997	114,683 87		267,687	91,188 53
Rossland.....	16,834	1,511,330	142,024 25	138,476	1,246,863	84,710 15
Vancouver.....	22,575,907	27,189,375	6,318,474 92	28,488,674	40,762,514	7,566,178 95
Victoria.....	600,523	6,738,503	1,075,869 85	4,610,839	6,665,960	1,170,564 36
Total.....	46,901,344	42,140,148	8,892,642 76	58,614,907	56,039,799	10,226,637 54
<i>Manitoba.</i>						
Brandon.....	861,116	1,811,806	337,770 79	881,555	1,788,309	398,754 65
Emerson.....	13,508,718	588,449	48,357 29	19,115,994	886,177	65,788 80
Gretna.....	3,196,982	212,249	24,322 17	2,524,263	212,775	23,646 29
Portage la Prairie.....		727,820	89,277 03		906,192	123,801 37
Winnipeg.....	119,305	37,199,598	9,511,451 95	393,726	42,946,204	11,062,430 47
Total.....	17,686,121	40,539,922	10,011,179 23	22,915,538	46,739,657	11,674,421 58
<i>Prince Edward Island.</i>						
Charlottetown.....	512,627	686,886	119,248 03	279,002	607,875	110,871 83
Summerside.....	76,591	151,761	24,689 88	28,114	130,400	18,688 33
Total.....	589,218	838,647	143,937 91	307,116	738,275	129,560 16
<i>Alberta.</i>						
Calgary.....		4,888,522	1,338,016 24		8,307,110	2,189,207 95
Edmonton.....		3,048,373	816,012 39		4,232,211	1,036,787 55
Lethbridge.....	288,392	1,543,445	314,550 30	631,231	2,808,226	577,844 25
Medicine Hat.....		505,821	103,117 76		750,049	157,843 28
Total.....	288,392	9,986,161	2,571,696 69	631,231	16,097,596	4,011,683 03

SESSIONAL PAPER No. 10b

No. 8—Trade of Canada by Customs Ports—*Concluded.*

Ports.	1917.			1918.		
	Total Exports.	Imports for Consumption.	Duty Collected.	Total Exports.	Imports for Consumption.	Duty Collected.
	\$	\$	\$ cts.	\$	\$	\$ cts.
<i>Saskatchewan.</i>						
Moosejaw .....	160,795	2,621,569	497,175 67	45,656	2,878,503	633,223 59
North Portal .....	14,113,859	1,072,920	84,184 10	17,170,841	1,361,724	123,546 96
Prince Albert .....		310,553	45,751 26		322,326	57,486 29
Regina .....	528,669	5,492,296	1,594,709 17	707,966	7,526,865	1,825,143 75
Saskatoon .....		3,033,536	670,302 02		4,663,202	1,106,580 43
Total .....	14,803,323	12,530,874	2,892,122 22	17,924,463	16,752,620	3,805,981 02
<i>Yukon District.</i>						
Dawson ... ..	288,790	449,908	105,145 45	155,889	406,825	89,077 90
Whitehorse .....	3,202,876	209,659	50,217 36	2,700,994	121,807	28,934 35
Total .....	3,491,666	659,567	155,362 81	2,856,883	528,632	118,012 25
<i>Territories.</i>						
Fullerton .....			648 54			
Total .....			648 54			
<i>Totals by Provinces.</i>						
Ontario .....	481,931,718	449,606,959	72,705,008 97	455,536,749	529,153,767	79,969,478 45
Quebec .....	551,111,934	270,024,440	41,593,155 48	706,819,650	246,187,514	42,980,392 76
Nova Scotia .....	52,780,505	27,091,721	4,681,624 04	102,476,616	26,844,512	4,378,192 64
New Brunswick .....	206,173,927	19,993,584	3,975,851 37	218,086,639	23,439,475	4,294,106 43
British Columbia .....	46,901,344	42,140,148	8,892,642 76	58,614,907	56,039,799	10,226,637 54
Manitoba .....	17,686,121	40,539,922	10,011,179 23	22,915,538	46,739,657	11,674,421 58
Prince Edward Island .....	589,218	838,647	143,937 91	307,116	738,275	129,560 16
Alberta .....	288,392	9,986,161	2,571,696 69	631,231	16,097,596	4,011,683 03
Saskatchewan .....	14,803,323	12,530,874	2,892,122 22	17,924,463	16,752,620	3,805,981 02
Yukon District .....	3,491,666	659,567	155,362 81	2,856,883	528,632	118,012 25
Territories .....			648 54			
Prepaid postal parcels .....		25,403	8,224 91		21,899	7,162 65
Grand Total ..	1,375,758,148	873,437,426	147,631,454 93	1,586,169,792	962,543,746	161,595,628 51

## No. 9—Imports Entered for Consumption and Exports of Canadian Produce, by Months.

(Excluding Coin and Bullion.)

(April, 1913, to March, 1918, inclusive.)

Months.	Imports for Consumption.				Exports of Canadian Produce.							Total Trade of Canada.
	Outable Goods.	Free Goods.	Total Imports.	The Mines.	The Fisheries.	The Forest.	Animal Produce.	Agricultural Products.	Manu- factures.	Miscel- laneous.	Total Exports.	
	\$	\$	\$	\$	\$	\$	\$	\$	\$	\$	\$	\$
April,												
1913.....	32,431,932	16,656,348	48,488,280	2,929,884	622,336	1,869,715	1,744,648	11,365,018	3,478,598	6,681	22,016,880	70,505,160
1914.....	23,945,085	12,992,628	36,937,713	2,681,364	531,132	1,874,739	1,860,666	6,494,911	4,293,199	15,060	17,753,071	54,690,784
1915.....	16,615,321	11,776,319	28,391,640	2,795,002	710,447	1,929,440	3,312,498	6,618,443	13,221,658	104,401	28,601,889	57,083,529
1916.....	28,929,084	21,218,746	50,147,830	3,690,744	829,515	2,287,939	5,112,165	21,305,977	21,573,078	292,677	55,092,035	105,239,865
1917.....	44,786,638	42,021,171	86,807,809	3,889,510	648,336	2,461,312	5,514,691	11,443,161	40,859,616	328,793	65,145,449	151,953,558
May,												
1913.....	40,120,651	20,393,633	60,514,284	4,043,140	995,709	3,039,563	2,325,939	13,267,228	4,292,439	9,453	27,883,971	88,398,255
1914.....	28,346,934	16,730,005	45,076,939	4,307,615	785,041	3,296,455	3,296,507	12,241,377	5,997,277	81,363	30,005,635	75,082,574
1915.....	19,851,612	14,559,196	34,390,808	5,057,175	872,314	3,487,103	3,487,231	12,746,727	16,121,149	308,787	42,080,486	76,471,294
1916.....	39,840,167	29,857,645	69,697,812	6,299,546	1,478,734	4,174,038	6,287,620	47,433,500	27,734,477	1,244,973	94,633,138	164,330,950
1917.....	56,479,482	51,116,897	107,596,379	6,323,572	1,105,506	5,007,147	11,376,808	71,793,023	52,919,625	501,555	149,037,236	256,653,615
June,												
1913.....	37,836,560	20,114,746	57,951,306	4,724,731	1,600,803	4,323,636	3,600,300	15,492,137	3,863,536	17,282	33,619,425	91,570,731
1914.....	27,794,320	17,056,473	45,750,793	3,726,599	1,451,958	4,511,249	4,734,527	8,082,777	5,529,021	14,069	28,000,200	73,750,993
1915.....	20,638,469	14,686,330	35,324,799	4,649,014	1,122,570	4,904,152	7,808,946	14,269,748	9,757,146	294,270	42,805,846	78,130,585
1916.....	36,765,226	29,634,312	66,399,538	7,759,875	1,267,853	5,846,672	8,473,186	38,744,527	32,252,447	1,294,678	95,635,862	162,035,400
1917.....	51,761,825	45,753,242	97,515,067	4,961,037	1,183,376	5,451,576	7,351,668	57,869,423	39,621,170	465,591	116,285,841	213,800,908
July,												
1913.....	39,394,223	19,532,009	58,926,232	5,485,713	1,813,405	4,938,716	5,412,347	11,497,954	4,507,322	5,259	33,660,716	92,586,948
1914.....	26,424,970	16,539,497	42,964,467	5,905,988	1,677,592	5,097,065	7,291,397	15,846,177	5,857,996	31,433	41,807,638	84,772,115
1915.....	20,700,667	15,857,024	36,557,691	5,904,544	2,166,857	5,876,784	10,943,628	7,676,404	12,441,428	580,393	45,590,038	82,147,729
1916.....	34,698,911	28,622,776	63,322,687	8,578,570	2,570,857	7,259,805	19,213,497	38,285,309	38,264,136	459,726	104,964,270	168,586,957
1917.....	49,442,400	40,739,195	90,181,595	6,365,244	2,290,327	5,491,626	19,213,497	38,744,006	104,649,862	610,986	177,366,148	267,547,743
August,												
1913.....	39,277,690	18,665,123	57,942,813	4,690,937	1,502,985	5,063,551	4,817,785	13,176,343	4,911,478	12,629	34,175,708	92,118,521
1914.....	29,497,076	14,893,527	44,390,603	4,687,558	1,324,351	4,256,635	8,780,787	7,495,227	5,049,472	6,702	31,510,732	75,901,335
1915.....	24,179,213	16,627,652	40,806,865	6,090,379	1,810,372	5,846,897	9,193,193	6,895,726	10,690,464	567,013	41,094,154	81,901,019
1916.....	38,398,679	32,932,455	72,331,114	7,636,581	1,816,651	6,209,337	11,779,483	35,207,722	33,197,625	245,302	96,091,028	168,422,142
1917.....	52,966,903	38,964,106	91,931,009	7,421,875	2,618,215	4,700,636	19,163,416	60,146,810	52,236,233	370,351	146,387,586	238,318,595



## SESSIONAL PAPER No. 106

September, 1913.....	37,997,562	16,342,965	54,340,557	6,402,080	1,881,166	5,347,458	6,540,720	11,826,772	5,041,465	5,884	37,048,545	91,389,102
1914.....	22,575,997	13,991,575	36,567,572	5,120,246	1,987,669	4,945,471	7,003,312	7,478,798	5,188,314	12,803	31,796,613	68,364,185
1915.....	22,277,722	13,991,575	38,028,156	5,600,411	2,750,313	6,527,627	10,188,424	11,139,048	9,244,974	678,048	46,129,755	84,157,891
1916.....	37,852,749	30,813,522	68,766,262	6,981,919	2,366,727	5,415,750	12,183,712	25,164,034	37,801,177	311,872	90,285,181	159,051,442
1917.....	43,651,770	32,241,595	75,893,365	6,963,322	3,156,011	5,223,549	20,102,625	20,657,937	56,213,863	273,955	112,621,462	188,514,827
October, 1913.....	35,238,192	17,143,113	52,381,305	5,802,124	2,914,726	4,505,067	6,587,553	32,202,720	5,032,608	9,611	57,144,409	109,325,714
1914.....	21,801,440	14,032,290	35,113,730	5,104,430	2,166,972	4,935,715	8,537,247	17,933,959	7,131,445	53,644	45,883,422	80,997,152
1915.....	22,801,957	16,713,187	39,515,144	6,669,776	2,527,616	5,503,343	12,081,545	39,933,353	12,880,731	542,218	50,038,582	119,553,726
1916.....	37,946,011	33,250,241	71,196,252	7,299,082	2,515,518	5,450,202	13,718,592	27,306,934	38,637,814	384,033	85,312,175	156,508,427
1917.....	47,019,685	31,094,277	78,113,962	7,668,255	3,744,367	4,900,739	18,679,265	45,504,815	74,419,973	176,060	153,093,744	233,207,706
November, 1913.....	32,338,858	17,863,298	50,202,156	5,364,563	2,225,333	4,107,090	7,795,511	33,447,055	4,841,922	10,854	57,762,328	107,964,484
1914.....	18,697,737	12,854,453	31,552,190	3,655,475	2,056,655	3,439,970	8,470,602	18,846,286	6,376,500	27,221	42,872,109	74,424,290
1915.....	26,079,686	19,137,873	45,217,559	6,634,487	2,075,877	4,556,502	12,113,520	39,933,837	13,231,022	248,714	92,931,916	138,149,475
1916.....	38,083,134	34,496,311	72,579,445	7,026,024	2,600,021	5,172,272	13,603,193	36,789,632	44,119,094	383,711	109,558,950	182,138,395
1917.....	44,247,634	28,400,805	72,708,439	6,879,290	4,315,983	5,438,570	23,257,442	77,961,781	68,857,268	535,181	187,225,515	259,933,954
December, 1913.....	28,803,409	16,206,143	45,009,552	4,778,334	2,524,487	2,782,061	4,744,056	35,367,942	5,599,086	7,676	55,806,642	100,813,194
1914.....	18,183,179	12,116,978	30,300,157	3,508,769	1,703,443	1,811,049	5,661,172	8,082,571	7,769,146	59,448	28,595,598	58,895,755
1915.....	27,826,678	22,666,516	50,170,465	6,654,815	2,437,715	3,243,360	10,203,827	15,402,976	47,015,283	773,208	83,731,184	133,901,649
1916.....	39,855,400	32,667,674	72,323,074	6,836,464	2,784,824	3,695,352	11,745,761	22,550,924	50,814,082	678,852	99,106,259	171,429,333
1917.....	34,257,484	26,419,350	60,677,414	5,528,992	3,390,387	3,110,324	15,918,079	26,390,294	41,383,115	494,893	96,216,284	156,893,698
January, 1914.....	25,511,846	13,028,199	38,540,045	4,046,146	1,370,492	1,961,206	3,427,188	5,058,785	4,674,709	14,561	20,553,087	59,063,132
1915.....	21,956,997	13,055,913	35,912,910	3,274,026	1,800,710	2,342,590	4,316,610	7,616,411	8,982,639	47,691	28,881,277	74,794,187
1916.....	29,097,441	22,357,527	51,654,968	4,896,026	1,782,071	2,595,420	5,492,339	13,898,856	28,606,680	659,776	57,931,168	109,586,136
1917.....	36,490,288	31,540,181	68,030,439	5,074,172	1,655,615	2,450,024	7,652,860	11,449,080	39,504,694	428,938	68,224,383	134,254,852
1918.....	30,705,474	21,590,971	52,206,448	5,960,721	4,336,162	2,354,446	10,918,931	28,089,659	34,346,308	355,390	86,361,617	138,568,065
February, 1914.....	35,073,155	18,166,219	53,239,374	6,569,364	1,470,274	2,694,986	3,202,066	6,512,546	6,239,290	12,471	26,700,991	79,940,365
1915.....	22,826,452	16,659,873	40,486,325	5,997,010	2,065,564	3,440,941	5,476,249	12,438,145	15,600,750	100,223	45,118,922	85,605,247
1916.....	34,814,651	27,253,752	62,068,403	8,004,843	2,054,493	3,247,691	10,882,276	18,832,426	47,015,283	1,614,338	88,414,238	150,482,641
1917.....	54,506,853	47,704,436	102,361,289	9,980,711	2,373,258	3,614,351	14,809,941	21,962,252	69,239,486	435,280	122,415,313	224,776,602
1918.....	36,659,193	36,618,404	87,277,597	6,772,173	3,363,222	3,922,820	9,552,749	37,895,628	37,999,663	346,732	99,854,937	187,132,581
Twelve months ending March 31—	410,258,714	208,198,400	618,457,144	59,039,054	20,623,560	42,792,137	53,349,119	198,220,029	37,443,452	121,088	431,588,439	1,050,045,583
1914.....	279,792,195	175,654,117	455,446,312	51,740,989	19,687,068	42,650,683	74,390,743	134,746,050	85,539,501	663,802	409,418,836	864,865,148
1915.....	289,366,527	218,450,632	507,817,159	66,589,861	22,377,977	51,271,000	102,882,276	249,661,194	242,034,998	6,792,032	741,610,638	1,249,427,797
1916.....	461,733,609	383,622,697	845,356,308	85,616,907	34,889,253	55,907,209	127,795,468	373,413,701	477,399,676	6,353,554	1,151,375,768	1,996,732,074
1917.....	542,341,521	420,202,224	962,543,746	103,362,602	41,551,899	704,172,743	681,567,713	584,636,602	516,567,713	4,706,250	1,540,027,788	2,502,571,534

Note.—Figures for the month of March in each year include the annual item of "Prepaid postal parcels," "Total Imports," "Total Trade," 1914, \$128,270; 1915, \$74,941; 1916, \$83,798; 1917, \$25,403; 1918, \$21,899.

9 GEORGE V, A. 1919

No. 10—Imports Entered for Consumption from the  
(Excluding Coin

Countries.		1914.			1915.		
		Dutiable.	Free.	Totals.	Dutiable.	Free.	Totals.
<i>British Empire.</i>		\$	\$	\$	\$	\$	\$
1	United Kingdom.....	102,375,867	29,694,495	132,070,362	68,010,299	22,146,862	90,157,161
2	Aden.....		25,145	25,145	3,437	14,531	17,968
<i>Africa—</i>							
3	British East.....	12,205	3,770	15,975	8,347	15,169	23,516
4	British South.....	94,562	383,261	477,823	7,420	307,467	314,887
5	British West.....	3,346	25,772	29,118			
6	Bermuda.....	1,815	5,724	7,539	51	23,872	23,923
7	British China.....						
<i>British East Indies—</i>							
8	British India.....	183,024	4,823,285	5,006,309	826,700	3,307,147	4,133,847
9	Straits Settlements.....	223,993	341,850	565,843	202,688	573,028	775,716
10	Other British East Indies.....	110,096	1,536,739	1,646,835	62,991	1,574,994	1,637,985
11	British Guiana.....	3,172,565	6,547	3,179,112	2,980,115	13,419	2,993,534
12	British Honduras.....		155,396	155,396		497,786	497,786
13	British West Indies.....	2,233,513	2,113,797	4,347,310	4,391,722	1,771,574	6,163,296
14	Egypt and Sudan.....						
15	Falkland Islands.....						
16	Gibraltar.....	17		17		150	150
17	Hong Kong.....	561,442	448,579	1,010,021	631,774	616,801	1,248,575
18	Malta.....	2,734	10	2,744	936	13	949
19	Newfoundland.....	23,074	1,817,449	1,840,523	14,224	1,228,576	1,242,800
<i>Oceania—</i>							
20	Australia.....	455,570	257,541	713,111	191,320	220,885	412,205
21	Fiji.....	239,182	1,537	240,719	1,780,368		1,780,368
22	New Zealand.....	1,976,300	1,216,600	3,192,900	1,296,343	2,612,273	3,908,616
23	Other Oceania.....				1,715	7,709	9,424
24	Other British Empire.....						
<i>Totals, British Empire.....</i>		111,669,305	42,857,497	154,526,802	80,410,450	34,932,256	115,342,706
<i>Foreign Countries.</i>							
25	Abyssinia.....		3,635	3,635			
26	Argentina Republic.....	25,892	2,577,236	2,603,128	10,226	3,354,561	3,364,787
27	Austria-Hungary.....	1,700,401	72,620	1,773,021	610,681	31,501	642,182
28	Belgium.....	2,977,584	1,512,892	4,490,476	1,223,819	652,144	1,875,963
29	Belgian Congo.....					12,952	12,952
30	Bolivia.....						
31	Brazil.....	2,370	1,161,415	1,163,785	723,754	423,797	1,149,551
32	Bulgaria.....	454	91	545	1,725		1,725
<i>Central American States</i>							
33	Costa Rica.....	37	34,737	34,774	453	15,026	15,479
34	Guatemala.....	46,473	64,291	110,764	46,558	45,591	92,149
35	Honduras.....						
36	Nicaragua.....						
37	Salvador.....	7,450	10,495	17,945	3,600	6,789	10,389
38	Chile.....	24	767,265	767,289	190		190
39	China.....	344,029	569,233	913,262	228,927	813,456	1,042,383
40	Colombia.....		150,545	150,545	67,657	114,425	182,082
41	Cuba.....	3,512,587	440,300	3,952,887	1,384,407	232,884	1,617,291
42	Denmark.....	20,226	92,403	112,629	10,615	33,729	44,344
43	Dan. W. Indies (Amer. Virgin Is.).....	259,368		259,368	115,469		115,469
44	Greenland, Iceland, etc.....	38	5,642	5,680		208	208
45	Ecuador.....	2,657		2,657	1,155		1,155
46	Egypt and Sudan.....	48,170	894	49,064	21,652	8,830	30,482
47	France.....	11,914,089	2,362,446	14,276,535	7,191,183	1,253,003	8,449,186
48	French Africa.....	1,019	40,486	41,505	2,883	5,478	8,361
49	French Guiana.....						
50	French Oceania.....						
51	French West Indies.....						
52	Madagascar.....	520	42,970	43,490	203	4,122	4,325
53	St. Pierre and Miquelon.....	3,415	2,653	6,068	2,222	2,022	4,244

SESSIONAL PAPER No. 10b

following Countries during Fiscal Years ended March 31, 1914 to 1918.  
and Bullion.)

1916.			1917.			1918.			
Dutiable.	Free.	Totals.	Dutiable.	Free.	Totals.	Dutiable.	Free.	Totals.	
\$	\$	\$	\$	\$	\$	\$	\$	\$	
52,009,078	25,395,283	77,404,361	75,504,932	31,591,652	107,096,584	58,047,170	23,277,113	81,324,283	1
4,857	.....	4,857	9,102	.....	9,102	1,318	.....	1,318	2
3,252	.....	3,252	68	.....	68	.....	.....	.....	3
7,384	168,495	175,879	18,604	202,872	221,476	7,639	545,723	553,362	4
.....	50	50	.....	.....	.....	1,298	14,182	15,480	5
60	28,891	28,951	202	12,103	12,305	13,891	71,049	84,940	6
.....	.....	.....	.....	.....	.....	.....	.....	.....	7
2,372,323	2,360,449	4,732,772	3,789,916	1,135,966	4,925,882	4,090,199	5,265,394	9,355,593	8
204,920	49,702	254,622	282,732	558,463	841,195	338,364	2,782,632	3,120,996	9
69,443	1,723,624	1,793,067	101,066	1,031,640	1,132,706	147,628	3,830,009	3,977,637	10
5,631,673	4,957	5,636,630	7,188,015	4,878	7,192,893	6,708,201	8,446	6,716,647	11
.....	476,601	476,601	.....	1,065,953	1,065,953	.....	352,028	352,028	12
4,620,529	1,637,434	6,257,963	11,697,109	2,541,896	14,239,005	7,596,027	2,954,523	10,550,550	13
5,696	816	6,512	10,724	617	11,341	4,295	2	4,297	14
.....	.....	.....	.....	.....	.....	.....	.....	.....	15
474,073	773,456	1,247,529	567,967	831,017	1,398,984	802,930	1,002,535	1,805,515	16
480	.....	480	968	20	988	755	19	774	17
796,971	779,644	1,576,615	1,006,680	1,140,278	2,146,958	951,287	1,996,240	2,947,527	18
.....	.....	.....	.....	.....	.....	.....	.....	.....	19
32,678	1,030,074	1,062,752	166,012	596,101	762,113	326,706	2,029,959	2,356,665	20
1,262,718	.....	1,262,718	831,890	.....	831,890	1,150,964	405	1,151,369	21
351,480	2,958,854	3,310,334	107,153	2,133,362	2,242,515	232,139	3,503,420	3,735,559	22
403	141	544	961	.....	961	831	.....	831	23
.....	.....	.....	.....	.....	.....	.....	.....	.....	24
67,848,018	37,388,471	105,236,489	101,284,101	42,848,818	144,132,919	80,421,642	47,633,729	128,055,371	25
.....	.....	.....	6,054	.....	6,054	.....	.....	.....	26
35,107	3,936,164	3,971,271	4,599	2,697,472	2,702,071	64,010	920,945	984,955	27
3,023	133	3,156	1,390	.....	1,390	75	.....	75	28
46,413	12,902	59,315	8,152	6,744	14,896	1,521	11,452	12,973	29
.....	.....	.....	.....	75	75	.....	16,795	16,795	30
.....	250	250	.....	.....	.....	.....	.....	.....	31
855,778	28,054	883,832	1,061,008	1,477	1,062,485	964,556	26,221	990,777	32
5,875	.....	5,875	.....	.....	.....	.....	.....	.....	33
48,634	75	48,709	55,066	500	55,566	91,304	.....	91,304	34
70,447	.....	70,447	189,977	.....	189,977	172,883	.....	172,883	35
.....	.....	.....	.....	.....	.....	.....	.....	.....	36
439	.....	439	93,343	.....	93,343	101,287	.....	101,287	37
13,611	.....	13,611	12,464	.....	12,464	32,900	.....	32,900	38
.....	169,284	169,284	12	198,345	198,357	.....	478,378	478,378	39
263,621	654,989	918,610	374,608	753,734	1,128,342	488,589	848,301	1,336,890	40
137,470	.....	137,470	183,778	1,179	184,957	186,656	650	187,306	41
1,304,904	235,615	1,540,519	263,022	347,785	610,807	579,621	505,926	1,085,547	42
7,692	38,157	45,849	5,409	25,051	30,460	1,402	12,986	14,388	43
58,351	.....	58,351	107	.....	107	.....	.....	.....	44
.....	430	430	.....	564	564	.....	3,433	3,433	45
1,225	.....	1,225	4,532	.....	4,532	2,835	.....	2,835	46
.....	.....	.....	.....	.....	.....	.....	.....	.....	47
4,953,203	996,182	5,949,385	5,792,428	688,048	6,480,476	4,838,465	435,599	5,274,064	48
474	.....	474	140	.....	140	.....	997	997	49
.....	.....	.....	.....	.....	.....	.....	1,598	1,598	50
.....	.....	.....	.....	.....	.....	.....	.....	.....	51
.....	.....	.....	.....	.....	.....	.....	.....	.....	52
1,899	3,033	4,932	3,273	2,089	5,362	1,409	2,400	3,809	53



9 GEORGE V, A. 1919

No. 10—Imports Entered for Consumption from the following Countries  
(Excluding Coin)

	Countries.	1914.			1915.		
		Dutiable.	Free.	Totals.	Dutiable.	Free.	Totals.
	<i>Foreign Countries—Con.</i>	\$	\$	\$	\$	\$	\$
54	Germany.....	11,151,601	3,434,622	14,586,223	3,887,906	1,199,080	5,086,986
55	German Africa.....		51,710	51,710		113,305	113,305
56	German Oceania.....						
57	Greece.....	444,811	225	445,036	415,953	1,958	417,911
58	Hayti.....		106	106			
59	Italy.....	1,428,517	661,870	2,090,387	1,055,516	417,283	1,472,799
60	Japan.....	1,463,970	1,140,246	2,604,216	1,301,992	1,481,473	2,783,465
61	Korea.....				75		75
62	Liberia.....						
63	Mexico.....	36,958	1,434,224	1,471,182	52,055	1,177,922	1,229,977
64	Montenegro.....						
65	Morocco.....		162	162		89	89
66	Netherlands.....	1,642,791	1,372,665	3,015,456	1,229,505	539,751	1,769,256
67	Dutch East Indies.....	877,017	99,073	976,090	116,153	81,589	197,742
68	Dutch Guiana.....	216,126		216,126	186,376		186,376
69	Dutch West Indies.....		367	367			
70	Norway.....	446,513	39,836	486,379	316,744	68,902	385,647
71	Panama.....						
72	Paraguay.....						
73	Persia.....	11,879		11,879	6,015	509	6,524
74	Peru.....	747,546	1,000	748,546	1,407,350	86,696	1,494,046
75	Portugal.....	256,168	21,213	277,381	196,395	19,213	215,608
76	Azores and Madeira Islands.....	5,282		5,282	1,865		1,865
77	Portuguese Africa.....						
78	Roumania.....	3,806	750	4,556	6,960	185	7,145
79	Russia in Asia.....				62,514	42,941	105,455
80	Russia in Europe.....	21,160	461,649	482,809			
81	San Domingo.....	2,942,333		2,942,333	3,193,796		3,193,796
82	Serbia.....					140	140
83	Siam.....	895	79,389	80,284	494	12,178	12,672
84	Spain.....	1,273,643	78,490	1,352,133	901,247	76,201	977,448
85	Canary Islands.....						
86	Spanish Africa.....						
87	Sweden.....	515,427	87,974	603,401	411,288	134,547	545,835
88	Switzerland.....	4,252,961	61,844	4,314,805	3,920,387	58,869	3,979,256
89	Turky in Africa (Tripoli).....						
90	Turkey in Asia.....	397,234	82,035	479,269	306,849	16,378	323,227
91	Turkey in Europe.....	15,527	185	15,712			
92	United States.....	249,482,610	146,082,718	395,565,328	168,658,299	127,974,207	296,632,506
93	Alaska.....	28,432	38,038	66,470	20,768	17,524	38,292
94	Guam, etc.....						
95	Hawaii.....	49,985	11,380	61,365	23,217	9,438	32,655
96	Philippine Islands.....	4,838	877	5,715	2,177	4,027	6,204
97	Porto Rico.....	22	1,591	1,613			
98	Uruguay.....	1,024	54,702	55,726	1,434	11,847	12,781
99	Venezuela.....	3,560	129,683	133,243	51,036	158,590	209,626
100	Other Foreign Countries.....						
	Totals, Foreign Countries.....	298,589,439	165,340,903	463,930,342	199,381,745	140,721,861	340,103,606
	Total Imports Entered for Consumption.....	410,258,744	208,198,400	618,457,144	279,792,195	175,654,117	455,446,312

\* Egypt and Sudan are shown as Foreign Countries prior to 1916.

† From 1916, Egypt and Sudan are shown as British Possessions.



SESSIONAL PAPER No. 10b

during Fiscal Years ended March 31, 1914 to 1918.—*Concluded.*  
*and Bullion.*)

1916.			1917.			1918.			
Dutiable.	Free.	Totals.	Dutiable.	Free.	Totals.	Dutiable.	Free.	Totals.	
\$	\$	\$	\$	\$	\$	\$	\$	\$	
41,126	45,178	86,504	11,212	2,920	14,132	21,506	5,675	27,181	54
327,621	11,215	338,836	159,963	509	160,472	20,294	2	20,296	55
633,554	286,717	920,271	871,228	355,779	1,227,007	527,536	243,651	771,187	56
2,177,946	1,837,179	4,015,125	6,094,235	2,028,500	8,122,735	9,779,526	2,475,793	12,255,319	57
45		45							58
375,597	247,684	623,281	61,179	616,372	677,551	70,650	594,140	664,790	59
1,699		1,699	2,647		2,647	548		548	60
782,123	275,610	1,057,733	1,030,349	204,644	1,234,993	820,000	234,176	1,054,176	61
31,315	137,854	169,169	567,987	52,201	620,188	69,710	2,761,932	2,831,642	62
372,248		372,248	4,549		4,549	201,763	1,710	203,473	63
210,630	68,461	279,091	238,232	87,007	325,239	92,550	48,508	141,058	64
3,789		3,789	33,617		33,617	36,841	122	36,963	65
789,223	373,180	1,162,403	1,553,086	100,204	1,653,290	2,343,354	18,889	2,362,243	66
164,051	43,583	207,634	229,848	30,246	260,094	196,928	41,492	238,420	67
4,303		4,303	20,452		20,452	10,628		10,628	68
8,205	115,699	123,904	429	23,711	24,140	44	8,433	8,477	69
4,020,491		4,020,491	3,888,807		3,888,807	6,615,961		6,615,961	70
1,065	29,586	30,651	14,059	3,705	17,764	49,526	15,068	64,594	71
529,281	87,744	617,025	830,276	79,270	909,546	719,498	89,309	808,807	72
112,241	50,430	162,671	58,720	41,118	99,838	100,144	10,028	110,172	73
3,474,301	50,816	3,525,117	4,436,320	65,001	4,499,321	3,000,561	145,921	3,146,482	74
42,248		42,248	243		243				75
199,466,665	171,029,909	370,496,574	332,039,327	332,180,326	664,219,653	429,298,758	362,607,367	791,906,125	76
4,731	1,629	6,360	10,094	9,478	19,572	10,294	80	10,374	77
20,253	1,854	22,107	54,585	1,112	55,697	30,492	348	30,840	78
1,020	11,339	12,359	35,899	425	40,324	23,285	44	23,329	79
3		3	498	4,896	5,388	10	126	136	80
114,569	280,437	280,437		146,619	146,619	50,481		50,481	81
	789	115,358	138,305	18,779	157,084	301,292		301,292	82
221,518,509	181,062,161	402,580,670	360,449,508	340,773,879	701,223,387	461,919,880	372,568,495	834,488,375	83
289,396,527	218,450,632	507,817,159	461,733,609	383,622,697	845,356,306	542,341,522	420,202,224	962,543,746	84

9 GEORGE V, A. 1919

## No. 11—EXPORTS to the following Countries

*(Excluding Coin)*

	Countries.	1914.			1915.		
		Canadian Produce.	Foreign Produce.	Totals.	Canadian Produce.	Foreign Produce.	Totals.
	<i>British Empire.</i>	\$	\$	\$	\$	\$	\$
1	United Kingdom. . . . .	215,253,969	7,068,323	222,322,292	186,668,554	25,089,164	211,757,718
2	Aden. . . . .	1,732	.....	1,732	9,014	.....	9,014
	<i>Africa—</i>						
3	British East. . . . .	57,103	25	57,128	59,838	.....	59,838
4	British South. . . . .	3,831,270	3,322	3,834,592	4,585,791	59,798	4,645,589
5	British West. . . . .	39,011	.....	39,011	40,927	.....	40,927
6	Bermuda. . . . .	383,151	21,958	405,109	357,712	10,551	368,263
7	British China. . . . .	.....	.....	.....	.....	.....	.....
	<i>British East Indies—</i>						
8	British India. . . . .	416,373	1,106	417,479	415,105	575	415,680
9	Straits Settlements. . . . .	230,455	1,099	231,554	245,355	101	245,456
10	Other British East Indies. . . . .	39,496	250	39,746	23,905	.....	23,905
11	British Guiana. . . . .	649,675	3,061	652,736	675,660	3,137	678,797
12	British Honduras. . . . .	9,298	60	9,358	9,450	.....	9,450
13	British West Indies. . . . .	4,469,329	20,540	4,489,869	4,333,095	33,697	4,366,792
14	Egypt and Sudan. . . . .	*	*	*	*	*	*
15	Falkland Islands. . . . .	.....	.....	.....	.....	.....	.....
16	Gibraltar. . . . .	38,004	.....	38,004	210,303	1,226,011	1,436,314
17	Hong Kong. . . . .	1,879,261	3,020	1,882,281	653,838	1,215	655,053
18	Malta. . . . .	108,389	.....	108,389	23,313	42,770	66,083
19	Newfoundland. . . . .	4,508,090	232,555	4,740,645	3,976,160	216,303	4,192,463
	<i>Oceania—</i>						
20	Australia. . . . .	4,673,997	31,825	4,705,822	5,522,594	30,092	5,552,686
21	Fiji. . . . .	118,441	282	118,723	112,355	324	112,679
22	New Zealand. . . . .	1,933,698	2,178	1,935,876	2,619,556	4,299	2,623,855
23	Other Oceania. . . . .	1,775	.....	1,775	8,244	.....	8,244
24	Other British Empire. . . . .	.....	.....	.....	.....	.....	.....
	Totals, British Empire. . . . .	238,642,517	7,389,604	246,032,121	210,550,719	26,718,037	237,268,806
	<i>Foreign Countries.</i>						
25	Abyssinia. . . . .	.....	.....	.....	.....	.....	.....
26	Argentine Republic. . . . .	2,134,522	751	2,135,273	654,387	5,082	639,469
27	Austria-Hungary. . . . .	368,425	10,399	378,824	220,654	59,134	279,788
28	Belgium. . . . .	4,269,394	550,449	4,819,843	2,220,709	1,038,650	3,259,359
29	Belgian Congo. . . . .	.....	.....	.....	.....	.....	.....
30	Bolivia. . . . .	2,727	.....	2,727	.....	.....	.....
31	Brazil. . . . .	767,858	.....	767,858	541,998	517	542,515
32	Bulgaria. . . . .	.....	.....	.....	.....	.....	.....
	<i>Central American States—</i>						
33	Costa Rica. . . . .	42,851	431	43,282	36,045	37	36,082
34	Guatemala. . . . .	49,862	.....	49,862	27,295	.....	27,295
35	Honduras. . . . .	3,706	.....	3,706	5,587	20	5,607
36	Nicaragua. . . . .	4,926	201	5,127	1,618	.....	1,618
37	Salvador. . . . .	12,137	.....	12,137	2,215	.....	2,215
38	Chile. . . . .	134,457	21	134,478	55,302	45	55,347
39	China. . . . .	473,074	105	473,179	294,251	2,152	296,403
40	Colombia. . . . .	25,686	.....	25,686	24,027	90	24,117
41	Cuba. . . . .	1,815,414	13,107	1,828,521	1,482,649	39,342	1,521,991
42	Denmark. . . . .	637,286	607	637,893	529,690	190,230	719,920
43	Dan. W. In. (Am. Virgin Is.). . . . .	15,207	173	15,380	13,536	35	13,571
44	Greenland, Iceland, etc. . . . .	272	.....	272	1,668	.....	1,668
45	Ecuador. . . . .	19,145	.....	19,145	8,646	.....	8,646
46	Egypt and Sudan. . . . .	62,677	.....	62,677	26,484	.....	26,484
47	France. . . . .	3,632,444	178,118	3,810,562	10,499,680	4,096,025	14,595,705
48	French Africa. . . . .	57,105	.....	57,105	4,170	.....	4,170
49	French Guiana. . . . .	.....	.....	.....	2,374	.....	2,374
50	French Oceania. . . . .	1,431	.....	1,431	1,488	.....	1,488
51	French West Indies. . . . .	20,862	.....	20,862	32,479	.....	32,479
52	Madagascar. . . . .	.....	.....	.....	.....	.....	.....
53	St. Pierre and Miquelon. . . . .	114,827	8,466	123,293	141,097	14,235	155,33

SESSIONAL PAPER No. 10b

during Fiscal Years ended March 31, 1914 to 1918.

and Bullion.)

1916.			1917.			1918.		
Canadian Produce.	Foreign Produce.	Totals.	Canadian Produce.	Foreign Produce.	Totals.	Canadian Produce.	Foreign Produce.	Totals.
\$	\$	\$	\$	\$	\$	\$	\$	\$
451,852,369	11,228,842	463,081,241	742,147,537	13,923,522	756,071,059	845,480,069	15,593,330	861,073,399
13,740		13,740	6,769		6,769	2,285		2,285
76,681		76,681	25,799		25,799	51,232		51,232
5,456,201	52,880	5,509,081	4,447,802	5,137	4,452,939	5,065,658	35,956	5,101,614
128,508	50	128,558	268,728		268,728	69,226		69,226
435,615	12,866	448,481	584,577	16,869	601,446	823,407	22,628	846,035
904,889	11,425	916,314	1,094,046	4,310	1,098,356	2,995,630	13,828	3,009,458
281,734		281,734	333,390		333,390	761,607	2,500	764,107
44,217		44,217	27,827		27,827	17,238		17,238
1,207,134	4,770	1,211,904	1,631,395	8,075	1,639,470	1,978,323	8,960	1,987,283
3,355	132	3,487	2,562	211	2,773	13,468	699	14,167
4,115,872	19,029	4,134,901	5,163,278	15,805	5,179,083	6,838,563	60,950	6,899,513
39,493	346	39,839	160,295		160,295	579,702		579,702
			110		110			
1,073,156	364,478	1,437,634	2,808,554		2,808,554	193		193
779,358	31,615	813,973	494,462	610	495,072	1,003,900	3,137	1,007,037
35,136	4	35,140	6,190	6,090	12,280	7,303		7,303
4,820,395	246,529	5,066,924	6,517,529	251,211	6,768,740	10,191,564	297,757	10,489,321
7,748,051	25,158	7,773,209	6,549,546	27,179	6,576,725	8,751,677	22,622	8,774,299
196,308	770	197,078	155,653	541	156,194	169,040	1,083	170,123
3,307,404	54,595	3,361,999	3,302,240	31,670	3,333,910	4,089,823	68,205	4,158,028
10,087		10,087	12,157		12,157	5,367		5,367
482,529,733	12,056,489	494,586,222	775,740,416	14,291,230	790,031,676	888,895,275	16,131,655	905,026,930
2,398,628	27	2,398,655	1,673,575	1,085	1,674,660	1,203,142	17,175	1,220,317
334,762		334,762	664,722		664,722	4,909,453		4,909,453
			54		54	1,763		1,763
2,383		2,383	19,367		19,367	113,549		113,549
1,059,700	82,405	1,142,105	1,028,163	34,382	1,062,545	974,368	1,937	976,305
28,338		28,338	30,192		30,192	13,620	8	13,628
17,798		17,798	22,980		22,980	20,392		20,392
7,759		7,759	15,544		15,544	6,733		6,733
3,311		3,311	4,699		4,699	5,192	7,755	12,947
4,190		4,190	6,214		6,214	10,365	62	10,427
88,634		88,634	508,177		508,177	314,384	65,082	379,466
536,332	150	536,482	408,002	10,397	418,399	1,954,055	106,147	2,060,202
32,259		32,259	66,836		66,836	12,463		12,463
1,419,087	12,203	1,431,290	2,967,053	47,269	3,014,322	4,015,940	26,055	4,041,995
111,432	1,556	112,988	111,044	1,221	112,265	39,230		39,230
7,537		7,537	24,910		24,910	11,010		11,010
5,132		5,132				18,337	1,550	19,887
19,395		19,395	12,241		12,241	13,672	47	13,719
+	+	+	+	+	+	+	+	+
33,703,183	2,382,630	36,085,813	64,039,192	2,612,908	66,652,100	201,526,297	5,531,387	207,057,684
12,536	4	12,540	8,744		8,744	795		795
1,234		1,234	231		231	1,033		1,033
2,355		2,355	815		815	7,438		7,438
103,895		103,895	187,093		187,093	163,117	86	163,203
154,920	16,650	171,570	187,661	22,123	209,784	345,303	36,982	382,285



9 GEORGE V, A. 1919

No. 11—Exports to the following Countries during  
(Excluding Coin

	Countries.	1914.			1915.		
		Canadian Produce.	Foreign Produce.	Totals.	Canadian Produce.	Foreign Produce.	Totals.
	<i>Foreign Countries—Con.</i>	\$	\$	\$	\$	\$	\$
54	Germany.....	4,044,019	389,717	4,433,736	1,447,391	714,619	2,162,010
55	German Africa.....	2,020		2,020			
56	German Oceania.....	10,720		10,720	4,800		4,800
57	Greece.....	11,934		11,934	87,485		87,485
58	Hayti.....	37,783		37,783	4,295		4,295
59	Italy.....	514,660	140,596	655,256	521,802	1,319,108	1,840,910
60	Japan.....	1,587,467	1,600	1,589,067	963,631	73,370	1,037,001
61	Korea.....	12,880		12,880	1,712		1,712
62	Liberia.....	1,500		1,500	63		63
63	Mexico.....	51,747	155	51,902	18,551		18,551
64	Montenegro.....						
65	Morocco.....						
66	Netherlands.....	3,985,987	1,522,819	5,508,806	1,623,405	3,631,424	5,254,829
67	Dutch East Indies.....	20,366		20,366	25,927		25,927
68	Dutch Guiana.....	46,749		46,749	40,453	495	40,948
69	Dutch West Indies.....	2,289		2,289	6,715		6,715
70	Norway.....	845,331	53	845,384	1,000,715	75	1,000,790
71	Panama.....	222,741	953	223,694	125,630	3,406	129,036
72	Paraguay.....	50		50			
73	Persia.....						
74	Peru.....	11,817		11,817	13,141		13,141
75	Portugal.....	55,381		55,381	25,206	763,279	788,485
76	Azores and Madeira Islands.....	33,988		33,988	6,279		6,279
77	Portuguese Africa.....	91,296		91,296	79,611		79,611
78	Roumania.....	69,800		69,800	3,150		3,150
79	Russia in Asia.....	61,487		61,487	1,270,941	60,250	1,331,191
80	Russia in Europe.....	1,368,939	1,154	1,370,093			
81	San Domingo.....	59,721		59,721	3,938		3,938
82	Serbia.....	1,538		1,538	8		8
83	Siam.....	3,171		3,171	16,322		16,322
84	Spain.....	63,995	4	63,999	243,001	246,679	489,680
85	Canary Islands.....	21,639		21,639	29,841	328	30,169
86	Spanish Africa.....						
87	Sweden.....	177,813	179	177,992	172,796	500	173,296
88	Switzerland.....	21,439	25,276	46,715	11,853	4,592	16,445
89	Turkey in Africa (Tripoli).....						
90	Turkey in Asia.....	11,588		11,588	3,979	1,982	5,961
91	Turkey in Europe.....	457,790		457,790			
92	United States.....	163,372,825	13,575,474	176,948,299	173,320,216	13,022,640	186,342,856
93	Alaska.....	134,238	32,308	166,546	297,282	16,595	313,877
94	Guam, etc.....						
95	Hawaii.....	29,672	5,741	35,413	70,591	700	71,291
96	Philippine Islands.....	60,806		60,806	41,574		41,574
97	Porto Rico.....	542,962	324	543,286	468,698		468,698
98	Uruguay.....	90,615		90,615	52,820		52,820
99	Venezuela.....	139,264		139,264	56,196		56,196
100	Other Foreign Countries.....						
	Totals, Foreign Countries.....	192,945,922	16,459,181	209,405,103	198,868,067	25,305,636	224,173,703
	Total Exports.....	431,588,439	23,848,785	455,437,224	409,418,836	52,023,673	461,442,509

\* Egypt and Sudan are shown as Foreign Countries prior to 1915.

† From 1915 Egypt and Sudan are shown as British Possession.



Fiscal Years ended March 31, 1914 to 1918—*Concluded.*  
and Bullion.)

1916.			1917.			1918.		
Canadian Produce.	Foreign Produce.	Totals.	Canadian Produce.	Foreign Produce.	Totals.	Canadian Produce.	Foreign Produce.	Totals.
\$	\$	\$	\$	\$	\$	\$	\$	\$
222,330		222,330	19,309		19,309	4,262		4,262
2,119		2,119	6,365		6,365	1,741		1,741
6,572,687	4,160,601	10,733,288	11,226,051	242,548	11,468,599	3,336,059	2,246	3,338,305
996,575	1,665	998,240	1,205,067	77,048	1,282,115	4,861,244	411,797	5,273,041
605		605	106,850		106,850	366		366
72,819	14,344	87,163	70,330	10,660	80,990	482,428	12,667	495,095
49,024	108	49,132						
			4,634		4,634			
1,815,950	747,676	2,563,626	1,561,480	7,834	1,569,314	2,462,574	825	2,463,399
272,710		272,710	332,785		332,785	344,196	863	345,059
49,574	301	49,875	71,411	201	71,612	105,453	1,416	106,869
7,701		7,701	20,373		20,373	7,131		7,131
458,530	12	458,542	964,552	1,601	966,153	173,491		173,491
153,556		153,556	271,022		271,022	70,631	17	70,648
			88		88			
47,182	80	47,262	246,791	72	246,863	99,377	48,510	147,887
56,726		56,726	209,689		209,689	14,878		14,878
17,833	2	17,835	33,441		33,441	16,096		16,096
58,349	419	58,768	15,593		15,593	4,423		4,423
4,874,152	1,863,000	6,737,152	3,755,569	430,253	4,185,822	4,008,475	1,524	4,009,999
12,919		12,919	39,827		39,827	45,087		45,087
12,475		12,475						
22,486		22,486	22,154		22,154	54,780	30,810	85,590
634,977	21	634,998	326,179	5,000	331,179	98,256		98,256
24,559		24,559	79,966		79,966	22,577		22,577
39		39						
53,440		53,440	18,215		18,215	15,596		15,596
224,535	754,568	979,103	672,508	882	673,390	3,921	4,161	8,082
201,106,488	15,562,774	216,669,262	280,616,330	9,962,443	290,578,773	417,233,287	23,578,113	440,811,400
331,558	24,708	356,266	462,511	69,832	532,343	505,066	122,186	627,252
35,756	3,783	39,539	247,752	6,313	254,065	493,027	742	493,769
7,323		7,323	12,808		12,808	33,153	199	33,352
699,460	3,256	702,716	719,918	576	720,494	751,436		751,436
33,101		33,101	68,549		68,549	97,916		97,916
98,567		98,567	238,911	54	238,965	103,935		103,935
259,080,905	25,632,943	284,713,848	375,635,322	13,544,102	389,179,424	651,132,513	30,010,349	681,142,862
741,610,638	37,689,432	779,300,070	1,151,375,768	27,835,332	1,179,211,100	1,540,027,788	46,142,004	1,586,169,792

9 GEORGE V, A. 1919

## No. 12—AGGREGATE Trade of Canada with the following

(Excluding Coin)

Countries.	1914.			1915.		
	Imports for Consumption.	Exports of Canadian Produce.	Totals.	Imports for Consumption.	Exports of Canadian Produce.	Totals.
<i>British Empire.</i>	\$	\$	\$	\$	\$	\$
1 United Kingdom.....	132,070,362	215,253,969	347,324,331	90,157,161	186,668,554	276,825,715
2 Aden.....	25,145	1,732	26,877	17,968	9,014	26,982
3 Africa—						
4 British East.....	15,975	57,103	73,078	23,516	59,838	83,354
5 British South.....	477,823	3,831,270	4,309,093	314,887	4,585,791	4,900,678
6 British West.....	29,118	39,011	68,129		40,927	40,927
7 Bermuda.....	7,539	383,151	390,690	23,923	357,712	381,635
8 British China.....						
9 British East Indies—						
10 British India.....	5,006,309	416,373	5,422,682	4,133,847	415,105	4,548,952
11 Straits Settlements.....	565,843	230,455	796,298	775,716	245,355	1,021,071
12 Other British East Indies.....	1,646,835	39,496	1,686,331	1,637,985	23,905	1,661,890
13 British Guiana.....	3,179,112	649,675	3,828,787	2,993,534	675,660	3,669,194
14 British Honduras.....	155,396	9,298	164,694	497,786	9,450	507,236
15 British West Indies.....	4,347,310	4,469,329	8,816,639	6,163,296	4,333,095	10,496,391
16 Egypt and Sudan.....	*	*	*	*	*	*
17 Falkland Islands.....						
18 Gibraltar.....	17	38,004	38,021	150	210,303	210,453
19 Hong Kong.....	1,010,021	1,879,261	2,889,282	1,248,575	653,838	1,902,413
20 Malta.....	2,744	108,389	111,133	949	23,313	24,262
21 Newfoundland.....	1,840,523	4,508,090	6,348,613	1,242,800	3,976,160	5,218,960
22 Oceania—						
23 Australia.....	713,111	4,673,997	5,387,108	412,205	5,522,594	5,934,799
24 Fiji.....	240,719	118,441	359,160	1,780,368	112,355	1,892,723
25 New Zealand.....	3,192,900	1,933,698	5,126,598	3,908,616	2,619,556	6,528,172
26 Other Oceania.....		1,775	1,775	9,424	8,244	17,668
27 Other British Empire.....						
Totals, British Empire.....	154,526,802	238,642,517	393,169,319	115,342,706	210,550,769	325,893,475
<i>Foreign Countries.</i>						
28 Abyssinia.....	3,635		3,635			
29 Argentine Republic.....	2,603,128	2,134,522	4,737,650	3,364,787	634,387	3,999,174
30 Austria-Hungary.....	1,773,021	368,425	2,141,446	642,182	220,654	862,836
31 Belgium.....	4,490,476	4,269,394	8,759,870	1,875,963	2,220,709	4,096,672
32 Belgian Congo.....				12,952		12,952
33 Bolivia.....		2,727	2,727			
34 Brazil.....	1,163,785	767,858	1,931,643	1,149,551	541,998	1,691,549
35 Bulgaria.....	545		545	1,725		1,725
36 Central American States—						
37 Costa Rica.....	34,774	42,851	77,625	15,479	36,045	51,524
38 Guatemala.....	110,764	49,862	160,626	92,149	27,295	119,444
39 Honduras.....		3,706	3,706		5,587	5,587
40 Nicaragua.....		4,926	4,926		1,618	1,618
41 Salvador.....	17,945	12,137	30,082	10,389	2,215	12,604
42 Chili.....	767,289	134,457	901,746	190	55,302	55,492
43 China.....	913,262	473,074	1,386,336	1,042,383	294,251	1,336,634
44 Colombia.....	150,545	25,686	176,231	182,082	24,027	206,109
45 Cuba.....	3,952,887	1,815,414	5,768,301	1,617,291	1,482,649	3,099,940
46 Denmark.....	112,629	637,286	749,915	44,344	529,690	574,034
47 D. W. Indies (American Virgin Is.).....	259,368	15,207	274,575	115,469	13,536	129,005
48 Greenland, Iceland, etc.....	5,680	272	5,952	208	1,668	1,876
49 Ecuador.....	2,657	19,145	21,802	1,155	8,646	9,801
50 Egypt and Sudan.....	49,064	62,677	111,741	30,482	26,484	56,966
51 France.....	14,276,535	3,632,444	17,908,979	8,449,186	10,499,680	18,948,866
52 French Africa.....	41,505	57,105	98,610	8,361	4,170	12,531
53 French Guiana.....					2,374	2,374
54 French Oceania.....		1,431	1,431		1,488	1,488
55 French West Indies.....		20,862	20,862		32,479	32,479
56 Madagascar.....	43,490		43,490	4,325		4,325
57 St. Pierre and Magdalen.....	6,068	114,827	120,895	4,244	141,097	145,341
58 Germany.....	14,586,223	4,044,019	18,630,242	5,086,986	1,447,391	6,534,377
59 German Africa.....	51,710	2,020	53,730	113,305		113,305
60 German Oceania.....		10,720	10,720		4,800	4,800
61 Greece.....	445,036	11,934	456,970	417,911	87,485	505,396
62 Hayti.....	106	37,783	37,889		4,295	4,295
63 Italy.....	2,090,387	514,660	2,605,047	1,472,799	521,802	1,994,601
64 Japan.....	2,604,216	1,587,467	4,191,683	2,783,465	963,631	3,747,096
65 Korea.....		12,880	12,880	75	1,712	1,787
66 Liberia.....		1,500	1,500		63	63
67 Mexico.....	1,471,182	51,747	1,522,929	1,229,977	18,551	1,248,528

## SESSIONAL PAPER No. 10b

Countries during Fiscal Years ended March 31, 1914 to 1918.  
(and Bullion.)

1916.			1917.			1918.			
Imports for Consumption.	Exports of Canadian Produce.	Totals.	Imports for Consumption.	Exports of Canadian Produce.	Totals.	Imports for Consumption.	Exports of Canadian Produce.	Totals.	
\$	\$	\$	\$	\$	\$	\$	\$	\$	
77,404,361	451,852,399	529,256,760	107,096,584	742,147,537	849,244,121	81,324,283	845,480,069	926,804,352	1
4,857	13,740	18,597	9,102	6,769	15,871	1,318	2,285	3,603	2
3,252	76,681	79,933	68	25,799	25,867		51,232	51,232	3
175,879	5,456,201	5,632,080	221,476	4,447,802	4,669,278	553,362	5,065,655	5,619,020	4
50	128,508	128,558		268,728	268,728	15,480	69,226	84,706	5
28,951	435,615	464,566	12,305	584,577	596,882	84,940	823,407	908,347	6
									7
4,732,772	904,889	5,637,661	4,925,882	1,094,046	6,019,928	9,355,593	2,995,630	12,351,223	8
254,622	281,734	536,356	841,195	333,390	1,174,585	3,120,996	761,607	3,882,603	9
1,793,067	44,217	1,837,284	1,132,706	27,827	1,160,533	3,977,637	17,238	3,994,875	10
5,636,630	1,207,134	6,843,764	7,192,893	1,631,395	8,824,288	6,716,647	1,978,323	8,694,970	11
476,601	3,355	479,956	1,065,953	2,562	1,068,515	352,028	13,468	365,496	12
6,257,963	4,115,872	10,373,835	14,239,005	5,163,275	19,402,283	10,550,550	6,838,563	17,389,113	13
6,512	39,493	46,005	11,341	160,295	171,636	4,297	579,702	583,999	14
				110	110				15
	1,073,156	1,073,156		2,808,554	2,808,554		193	193	16
1,247,529	779,358	2,026,887	1,398,984	494,462	1,893,446	1,805,515	1,003,900	2,809,415	17
480	35,136	35,616	988	6,190	7,178	774	7,303	8,077	18
1,576,615	4,820,395	6,397,010	2,146,958	6,517,529	8,664,487	2,947,527	10,191,564	13,139,091	19
1,062,752	7,748,051	8,810,803	762,113	6,549,546	7,311,659	2,356,665	8,751,677	11,108,342	20
1,262,718	196,308	1,459,026	831,890	155,653	987,543	1,151,369	169,040	1,320,409	21
3,310,334	3,307,404	6,617,738	2,242,515	3,302,240	5,544,755	3,735,559	4,089,823	7,825,382	22
544	10,087	10,631	961	12,157	13,118	831	5,367	6,198	23
									24
105,236,459	482,529,733	587,766,222	144,132,919	775,740,446	919,873,365	128,055,371	888,895,275	1,016,950,646	
			6,054		6,054				25
3,971,271	2,398,628	6,369,899	2,702,071	1,673,575	4,375,646	984,955	1,203,142	2,188,097	26
3,156		3,156	1,390		1,390	75		75	27
59,315	334,762	394,077	14,896	664,722	679,618	12,973	4,909,453	4,922,426	28
			75	54	129	16,795	1,763	18,558	29
250	2,383	2,633		19,367	19,367		113,549	113,549	30
883,892	1,059,700	1,943,532	1,062,485	1,028,163	2,090,648	990,777	974,368	1,965,145	31
5,875		5,875							
									32
48,709	28,338	77,047	55,566	30,192	85,758	91,304	13,620	104,924	33
70,447	17,798	88,245	189,977	22,980	212,957	172,883	20,392	193,275	34
	7,759	7,759		15,544	15,544		6,733	6,733	35
439	3,311	3,750	93,343	4,609	98,042	101,287	5,192	106,479	36
13,611	4,190	17,801	12,464	6,214	18,678	32,900	5,165	43,265	37
169,284	88,634	257,918	198,357	508,177	706,534	478,378	314,384	792,762	38
918,610	536,332	1,454,942	1,128,342	408,002	1,536,344	1,336,890	1,954,055	3,290,945	39
137,470	32,259	169,729	184,957	66,836	251,793	187,306	12,463	199,769	40
1,540,519	1,419,087	2,959,606	610,807	2,967,053	3,577,860	1,085,547	4,015,940	5,101,487	41
45,849	111,432	157,281	30,460	111,044	141,504	14,388	39,230	53,618	42
58,351	7,537	65,888	107	24,910	25,017		11,010	11,010	43
430	5,132	5,562	564		564	3,433	18,337	21,770	44
1,225	19,395	20,620	4,532	12,241	16,773	2,835	13,672	16,507	45
									46
5,949,385	33,703,183	39,652,568	6,480,476	64,039,192	70,519,668	5,274,064	201,526,297	206,800,361	47
474	12,536	13,010	140	8,744	8,884	997	1,795	1,792	48
	1,234	1,234		231	231	1,598	1,033	2,631	49
	2,355	2,355		815	815		7,438	7,438	50
	103,895	103,895		187,093	187,093	187	163,117	163,304	51
									52
4,932	154,920	159,852	5,362	187,661	193,023	3,809	345,303	349,112	53
86,304		86,304	14,132		14,132	27,181		27,181	54
									55
									56
338,836	222,330	561,166	160,472	19,309	179,781	20,296	4,202	24,558	57
	2,119	2,119		6,365	6,365		1,741	1,741	58
920,271	6,572,687	7,492,958	1,227,007	11,226,051	12,453,058	771,187	3,336,059	4,107,246	59
4,015,125	906,575	5,011,700	8,122,735	1,205,067	9,327,802	12,255,319	4,861,244	17,116,563	60
45	605	650		106,850	106,850		366	366	61
				310	310				62
623,251	72,819	696,100	677,551	70,330	747,881	664,790	482,428	1,147,218	63

9 GEORGE V, A. 1919

## No. 12—AGGREGATE Trade of Canada with the following

(Excluding Coin

Countries.	1914.			1915.		
	Imports for Con- sumption.	Exports of Canadian Produce.	Totals.	Imports for Con- sumption.	Exports of Canadian Trade.	Totals.
<i>Foreign Countries—Con.</i>	\$	\$	\$	\$	\$	\$
64 Montenegro.....			162	89		89
65 Morocco.....	162					
66 Netherlands.....	3,015,456	3,985,987	7,001,443	1,769,256	1,623,405	3,392,661
67 Dutch East Indies.....	976,090	20,366	996,456	197,742	25,927	223,669
68 Dutch Guiana.....	216,126	46,749	262,875	186,376	40,453	226,829
69 Dutch West Indies.....	367	2,289	2,656		6,715	6,715
70 Norway.....	486,379	845,331	1,331,710	385,647	1,000,715	1,386,362
71 Panama.....	222,741		222,741		125,630	125,630
72 Paraguay.....		50	50			
73 Persia.....	11,879		11,879	6,524		6,524
74 Peru.....	748,546	11,817	760,363	1,494,046	13,141	1,507,187
75 Portugal.....	277,381	55,481	332,862	215,608	25,206	240,814
76 Azores and Madeira Islands.....	5,282	33,958	39,270	1,865	6,279	8,144
77 Portuguese Africa.....		91,296	91,296		79,611	79,611
78 Roumania.....	4,556	69,800	74,356	7,145	3,150	10,295
79 Russia in Asia.....		61,487	61,487			
80 Russia in Europe.....	482,809	1,368,939	1,851,748	105,455	1,270,941	1,376,396
81 San Domingo.....	2,942,333	59,721	3,002,054	3,193,796	3,938	3,197,734
82 Serbia.....		1,538	1,538	140	8	148
83 Siam.....	80,284	3,171	83,455	12,672	16,322	28,994
84 Spain.....	1,352,133	63,995	1,416,128	977,448	243,001	1,220,449
85 Canary Islands.....		21,639	21,639		29,841	29,841
86 Spanish Africa.....						
87 Sweden.....	603,401	177,313	780,714	545,835	172,796	718,631
88 Switzerland.....	4,314,805	21,439	4,336,244	3,979,256	11,853	3,991,109
89 Turkey in Africa (Tripoli).....						
90 Turkey in Asia.....	479,269	11,558	490,827			
91 Turkey in Europe.....	15,712	457,790	473,502	323,227	3,979	327,206
92 United States.....	395,565,328	163,372,825	558,938,153	296,632,506	173,320,216	469,952,722
93 Alaska.....	66,470	134,238	200,708	38,292	297,282	335,574
94 Guam, etc.....						
95 Hawaii.....	61,365	29,672	91,037	32,655	70,591	103,246
96 Philippine Islands.....	5,715	60,806	66,521	6,204	41,574	47,778
97 Porto Rico.....	1,613	542,962	544,575		468,698	468,698
98 Uruguay.....	55,726	90,615	146,341	12,781	52,820	65,601
99 Venezuela.....	133,243	139,264	272,507	209,626	56,196	265,822
100 Other Foreign Countries.....						
Totals, Foreign Countries.....	463,930,342	192,945,922	656,876,264	340,103,606	198,868,067	538,971,673
Total Trade.....	618,457,144	431,588,439	1,050,045,583	455,446,312	409,418,836	864,865,148

\* Egypt and Sudan are shown as Foreign Countries prior to 1916.

† From 1916 Egypt and Sudan are shown as British Possessions.



## SESSIONAL PAPER No. 10b

Countries during Fiscal Years ended March 31, 1914 to 1918—*Concluded.*  
*and Bullion)*

1916.			1917.			1918.			
Imports for Con- sumption.	Exports of Canadian Produce.	Totals.	Imports for Con- sumption.	Exports of Canadian Produce.	Totals.	Imports for Con- sumption.	Exports of Canadian Produce.	Totals.	
\$	\$	\$	\$	\$	\$	\$	\$	\$	
	49,024	49,024							64
1,699		1,699	2,647	4,634	7,281	548		548	65
1,057,733	1,815,950	2,873,683	1,234,993	1,561,480	2,796,473	1,054,176	2,462,574	3,516,750	66
169,109	272,710	441,879	620,188	332,785	952,973	2,831,642	344,196	3,175,838	67
372,248	49,574	421,822		71,411	75,960	203,473	105,453	308,926	68
	7,701	7,701		20,373	20,373		7,131	7,131	69
279,091	458,530	737,621	325,239	964,552	1,289,791	141,058	173,491	314,549	70
	153,556	153,556		271,022	271,022		70,631	70,631	71
				88	88				72
3,789		3,789	33,617	475	34,092	36,963		36,963	73
1,162,403	47,182	1,209,585	1,653,290	246,791	1,900,081	2,362,243	99,377	2,461,620	74
207,634	56,726	264,360	260,094	209,689	469,783	238,420	14,875	253,298	75
4,303	17,833	22,136	20,452	33,441	53,893	10,628	16,096	26,724	76
	58,349	58,349		15,593	15,593		4,423	4,423	77
									78
123,904	4,874,152	4,998,056	24,140	3,755,569	3,779,709	8,477	4,008,475	4,016,952	79
4,020,491	12,919	4,033,410	3,888,807	39,827	3,928,634	6,615,961	45,067	6,661,048	80
	12,475	12,475							81
30,651	22,486	53,137	17,764	22,154	39,918	64,594	54,780	119,374	82
617,025	634,977	1,252,002	909,546	326,179	1,235,725	808,807	98,256	907,063	83
	24,559	24,559		79,966	79,966		22,577	22,577	84
	39	39							85
162,671	53,440	216,111	99,838	18,215	118,053	110,172	15,596	125,768	86
3,525,117	224,535	3,749,652	4,499,321	672,508	5,171,829	3,146,482	3,921	3,150,403	87
									88
42,248		42,248	243		243				89
									90
370,496,574	201,106,488	571,603,062	664,219,653	280,616,330	944,835,983	791,906,125	417,233,287	1,209,139,412	91
6,360	331,558	337,918	19,572	462,511	482,083	10,374	505,066	515,440	92
									93
22,107	35,756	57,863	55,697	247,732	303,449	30,840	493,027	523,867	94
12,359	7,323	19,682	40,324	12,808	53,132	23,329	33,153	56,482	95
3	699,460	699,463	5,388	719,918	725,306	136	751,436	751,572	96
280,437	33,101	313,538	146,619	68,549	215,168	50,481	97,916	148,397	97
115,358	98,567	213,925	157,084	238,911	395,995	301,292	103,935	405,227	98
									99
									100
402,580,670	259,080,905	661,661,575	701,223,387	375,635,322	1,076,858,709	834,488,375	651,132,513	1,485,620,888	
507,817,159	741,610,638	1,249,427,797	845,356,306	1,151,375,768	1,996,732,074	962,543,746	1,540,027,788	2,502,571,534	

9 GEORGE V, A. 1919

## No. 13—Imports of Coin and Bullion from the following

Countries.	1914.			1915.		
	Dutiable.	Free.	Totals.	Dutiable.	Free.	Totals.
<i>British Empire.</i>	\$	\$	£	\$	\$	\$
1 United Kingdom.....		514	514		2,662	2,662
2 Australia.....						
3 Bermuda.....						
4 British West Indies.....						
5 Hong Kong.....		500	500			
6 Newfoundland.....		828	828		2,360	2,360
7 New Zealand.....						
8 Other British Empire.....						
Totals, British Empire.....		1,842	1,842		5,022	5,022
<i>Foreign Countries.</i>						
9 France.....						
10 Hawaii.....						
11 St. Pierre and Miquelon.....						
12 United States.....		15,220,763	15,220,763		131,984,421	131,984,421
13 Alaska.....		12,700	12,700		3,549	3,549
14 Other Foreign Countries.....						
Totals, Foreign Countries.....		15,233,463	15,233,463		131,987,970	131,987,970
Total Imports.....		15,235,305	15,235,305		131,992,992	131,992,992

SESSIONAL PAPER No. 10b

Countries during Fiscal Years ending March 31, 1914 to 1918.

1916.			1917.			1918.		
Dutiable.	Free.	Totals.	Dutiable.	Free.	Totals.	Dutiable.	Free.	Totals.
\$	\$	\$	\$	\$	\$	\$	\$	\$
.....	2,704,434	2,704,434	.....	14,666,630	14,666,630	.....	531	531
.....	2,360,333	2,360,333	.....			.....		
.....	465	465	.....	465	465	.....	350	350
.....	794	794	.....	590	590	.....	100	100
.....			.....			.....	68,142	68,142
.....	1,169	1,169	.....	850	850	.....	100	100
.....	973,333	973,333	.....			.....		
.....			.....			.....		
.....	6,040,528	6,040,528	.....	14,668,535	14,668,535	.....	69,223	69,223
.....			.....			.....		
.....	85	85	.....	622	622	.....		
.....	390	390	.....			.....		
.....			.....			.....		
.....	28,197,146	28,197,146	.....	13,411,963	13,411,963	.....	12,209,950	12,209,950
.....	22,053	22,053	.....			.....		
.....			.....			.....		
.....			.....			.....		
.....	28,219,674	28,219,674	.....	13,412,585	13,412,585	.....	12,209,950	12,209,950
.....			.....			.....		
.....	34,260,202	34,260,202	.....	28,081,120	28,081,120	.....	12,279,173	12,279,173

9 GEORGE V, A. 1919

## No. 14—Exports of Coin and Bullion to the following Coun-

Countries.	1914.			1915.		
	Canadian Produce.	Foreign Produce.	Totals.	Canadian Produce.	Foreign Produce.	Totals.
<i>British Empire.</i>	\$	\$	\$	\$	\$	\$
1 United Kingdom .....	54	420	474	45	1,100	1,145
2 Bermuda.....						
3 British India.....						
4 Hong Kong .....				40		40
5 Newfoundland.....	150	29,405	29,555		288,713	288,713
6 Other British Empire.....						
Totals, British Empire.....	204	29,825	30,029	85	289,813	289,898
<i>Foreign Countries.</i>						
7 China.....						
8 France.....						
9 United States.....	1,015	23,510,059	23,511,074	582	29,065,888	29,066,470
10 Alaska.....		19,601	19,601		10,000	10,000
11 Other Foreign Countries.....						
Totals, Foreign Countries.....	1,015	23,529,660	23,530,675	582	29,075,888	29,076,470
Total Exports .....	1,219	23,559,485	23,560,704	667	29,365,701	29,366,368





No. 15—Dutiable Imports Entered for Consumption into Canada, by Countries, with Duty Collected thereon under General, Preferential and Treaty Tariffs, during Fiscal Years ended March 31, 1915 to 1918.

Countries.	1915.			1916.			1917.			1918.		
	Tariff.			Tariff.			Tariff.			Tariff.		
	General.	Pre-ferential.	Treaty.	General.	Pre-ferential.	Treaty.	General.	Pre-ferential.	Treaty.	General.	Pre-ferential.	Treaty.
British Empire—												
United Kingdom.....	6,788,775		3,051,676	4,913,224	44,561,924	2,533,430	5,138,884	65,256,565	5,109,543	4,836,057	50,664,839	2,546,274
Africa—	6,628			3,252			68			38		
British East.....	301			84			1,924				7,581	
British South.....					7,300			16,680			1,298	
Australia.....	183,641		7,679	32,154		524	165,807		205	308,139		
British Guiana.....	43,808	2,936,246		95,236	5,566,437		144,949	7,043,066		19,684	6,688,517	18,547
British West Indies.....	54,075	4,337,642	5	136,974	4,663,532	3	106,053	11,391,021	5	103,353	7,422,494	
East Indies—	68,365	737,745		99,646	2,272,677		181,352	3,607,964		955,142	3,155,057	
British India.....	6,241	196,470		12,770	182,594		21,069	261,663		24,778	313,521	65
Straits Settlements.....	17,016	43,975		15,621	38,822		19,748	81,318		79,340	68,298	
Other East Indies.....		1,780,368			1,262,718			831,836			1,156,964	
Fiji.....			28,717	458,541		15,532	558,379		9,588	798,338		4,602
Hong Kong.....	603,057		41	796,971			1,006,520		160	951,287		
New Zealand.....	14,883			13,518			4,357	102,596		23,205	208,844	
Other British Empire.....	87,371	1,208,772		11,496	337,962		21,225		732	10,726	3,869	495
Totals, British Empire.....	7,880,372	69,441,881	3,088,197	6,579,487	58,718,542	2,549,989	7,371,165	88,792,703	5,120,233	8,150,377	69,701,282	2,569,983
Foreign Countries—												
Austria, Hungary.....	349,762		260,919	2,718		205	1,361		20	75		553
Belgium.....	1,050,777		173,042	32,719		13,694	6,049		2,103	968		2,524,365
France.....	3,539,598		3,651,585	2,142,947		2,810,256	2,387,424		3,405,004	2,314,100		
Germany.....	3,887,906			41,126			11,212			91,506		
Italy.....	734,251		321,265	584,723		48,531	765,815		105,413	475,288		52,548
Japan.....	660,811		641,181	815,983		1,361,963	3,295,525		105,413	5,312,942		4,466,878
Netherlands.....	1,206,806		22,699	772,148		9,975	1,025,195		2,798,710	60,780		31,770
Norway.....	112,045		204,699	73,882		136,748	34,304		293,428	574,284		145,919
Spain.....	427,661		423,686	272,702		256,579	408,680		421,506	99,907		
Sweden.....	347,479		63,309	107,469		4,772	55,967		2,753	99,907		
Switzerland.....	833,960		3,086,427	764,117		2,710,184	1,198,763		3,237,557	935,612		2,064,949
United States.....	168,658,299			199,466,665			332,039,327			429,298,758		
Alaska.....	30,768			4,731			10,094			10,294		

## SESSIONAL PAPER No. 10b

Other Foreign Countries.....	8,640,907	11,503	9,080,524	2,748	9,024,623	2,922	12,705,735	3,711
Totals Foreign Countries.....	190,521,430	8,860,315	214,162,454	7,356,055	350,564,298	10,185,210	482,624,571	9,295,309
Total dutiable imports entered for consumption.....	198,401,802	69,441,881	220,741,941	58,718,542	357,635,463	88,792,703	460,774,948	11,865,292
	279,792,195		289,306,527		461,733,609		542,341,522	

## DUTY COLLECTED.

British Empire—	\$	\$	\$	\$	\$	\$	\$	\$
United Kingdom.....	5,453,340	12,299,502	694,692	4,691,649	9,526,975	3,658,875	14,012,607	10,583,685
Africa—	889	172		101	777	497	1,676	758
British East.....	313	714						130
British South.....								
British West.....								
Australia.....	50,961		1,918	9,178		10,303		34,100
British Guiana.....	248,985	824,595		269,446	1,655,225	208,042	1,742,597	79,206
British West Indies.....	87,804	1,150,312	1	1,259,556	1,259,079	140,183	2,799,604	215,949
East Indies—British India.....	8,405	66,168		12,652	175,980	19,829	274,890	99,750
Straits Settlements.....	1,406	44,665		2,635	34,999	5,820	4,821	238,784
Other East Indies.....	4,082	13,930		1,977	24,479	6,220	39,291	4,483
Fiji.....		634,705			435,565		243,916	39,173
Hong Kong.....	291,347		7,905	229,033		267,845	2,629	281,034
Newfoundland.....	3,437			68,346		83,785	25	73,980
New Zealand.....	14,261	150,680		2,558	36,939	1,264	12,468	4,986
Other British Empire.....	1,998		22	8,726		17,281	208	31,251
Totals, British Empire.....	6,167,228	15,185,383	704,544	5,422,293	13,148,018	568,628	19,169,970	14,374,506
Foreign Countries—								
Austria-Hungary.....	96,743			1,279		738		26
Belgium.....	224,621			10,033		1,221		48
France.....	2,099,784			1,436,313		1,107,766		940,892
Germany.....	1,089,039			13,319		3,338		6,408
Italy.....	198,633			169,008		203,016		30,364
Japan.....	2,271,650			227,434		315,537		652,592
Netherlands.....	31,136			1,818,164		1,027,939		1,382,086
Norway.....	81,864			23,757		1,153,596		593,274
Spain.....	15,909			57,270		11,550		46,868
Sweden.....	86,731			25,821		84,243		138,658
Switzerland.....	195,251			173,941		9,314		21,643
United States.....	42,335,575			49,908,889		233,654		163,798
Alaska.....	3,852			1,388		75,516		88,018,759
Other Foreign Countries.....	3,106,803		2,921	3,582,908		1,717		1,906
Totals, Foreign Countries.....	52,020,516		2,010,637	57,449,524		82,213,740		95,015,846
Total duty collected.....	58,187,741	15,185,383	2,715,181	62,871,817	13,148,018	86,633,703	19,169,970	93,755,197
	76,088,308			78,221,750		109,166,185		115,779,534

9 GEORGE V, A. 1919

No. 16—STATEMENT showing by Countries the Amount of Merchandise other than of United States Origin Imported into Canada *via* the United States during the Fiscal Years ended March 31, 1914 to 1918.

Countries whence Imported.	Fiscal Years ended March 31—				
	1914.	1915.	1916.	1917.	1918.
<i>British Empire.</i>	\$	\$	\$	\$	\$
United Kingdom.....	7,472,044	4,853,119	3,521,227	4,860,440	3,519,914
Aden.....				3,514	
Africa—					
British East.....	6,177	13,068	3,252		
British South.....	402,562	280,367	154,242	47,485	61,111
British West.....	10,272				10,558
Bermuda.....	527	3,183	666	2,925	1,399
British China.....					
British East Indies—					
British India.....	1,458,267	1,257,848	1,142,660	2,122,253	3,168,885
Straits Settlements.....	81,287	67,440	163,698	94,122	374,827
Other British East Indies.....	959,832	960,383	941,834	560,317	1,243,133
British Guiana.....	1,318,449	735,390	1,689,949	2,654,993	2,036,436
British Honduras.....	19,276	79,596	288,317	762,494	82,541
British West Indies.....	142,015	784,811	1,784,134	4,666,183	3,243,606
Egypt and Sudan.....	*	*	2,783		1,643
Falkland Islands.....					
Gibraltar.....					
Hong Kong.....	388	9,600	72,295	53,460	209,158
Malta.....					
Newfoundland.....			688		
Oceania—					
Australia.....	138,464	16,790	5,039		65,123
Fiji.....					
New Zealand.....	39,620	95,520	6,284	4,210	
Other Oceania.....					
Other British Empire.....					
Totals, British Empire.....	12,049,180	9,157,115	9,777,068	15,832,396	14,018,234
<i>Foreign Countries.</i>					
Abyssinia.....				6,054	
Argentine Republic.....	1,303,744	1,500,270	2,938,920	1,612,672	609,985
Austria-Hungary.....	219,136	28,835	570		
Belgium.....	249,807	134,711	35,018	10,961	5,944
Belgian Congo.....					
Bolivia.....					
Brazil.....	451,890	631,306	467,684	630,405	589,590
Bulgaria.....			5,875		
Central American States—					
Costa Rica.....		1,080	15,976	37,189	40,528
Guatemala.....	22,676	8,212	20,310	22,522	70,884
Honduras.....					
Nicaragua.....				7,355	62,315
Salvador.....			10,631	10,319	13,374
Chile.....		190			
China.....	87,323	534,678	365,968	162,914	280,704
Colombia.....	68,686	96,989	60,693	61,335	184,104
Cuba.....	1,684,072	372,421	218,213	591,649	1,473,797
Denmark.....	28,296	10,448	29,689	7,085	2,119
Danish West Indies (American Virgin Islands).....	18,886	69	58,236		
Greenland, Iceland, etc.....					
Ecuador.....	1,739		622	2,597	
Egypt and Sudan.....	9,031	19,526	†	†	†
France.....	687,905	672,859	408,803	502,456	733,570
French Africa.....	31,728	7,155			
French Guiana.....					
French Oceania.....					
French West Indies.....					
Madagascar.....					
St. Pierre and Miquelon.....					
Germany.....	2,425,897	818,240	5,263	78	2,517
German Africa.....	16,291	105,040			
German Oceania.....					
Greece.....	62,722	96,403	107,739	61,461	20,291
Haiti.....					
Italy.....	349,156	555,965	431,905	576,812	415,938
Japan.....	42,023	130,996	146,768	175,599	929,253
Korea.....					



## SESSIONAL PAPER No. 10b

No. 16—STATEMENT showing, by Countries, the Amount of Merchandise other than of United States Origin Imported into Canada via the United States, etc.—*Concluded.*

Countries whence Imported.	Fiscal years ended March 31—				
	1914	1915	1916	1917	1918
<i>Foreign Countries—Con.</i>	\$	\$	\$	\$	\$
Liberia.....	—	—	—	—	—
Mexico.....	244,993	206,554	156,928	491,475	384,916
Montenegro.....	—	—	—	—	—
Morocco.....	—	—	—	—	—
Netherlands.....	405,718	326,382	292,459	844,944	138,862
Dutch East Indies.....	51,601	37,300	53,847	10,198	839,795
Dutch Guiana.....	164,451	68,809	307,144	4,549	—
Dutch West Indies.....	75	—	—	—	—
Norway.....	27,330	33,567	24,101	49,840	83,610
Panama.....	—	—	—	—	—
Paraguay.....	—	—	—	—	—
Persia.....	865	758	1,161	—	—
Peru.....	—	—	190,459	325,725	757,116
Portugal.....	17,988	29,069	63,310	76,465	82,089
Azores and Madeira Islands.....	—	—	—	—	—
Portuguese Africa.....	—	—	—	—	—
Rumania.....	270	90	—	—	—
Russia.....	95,171	26,104	—	—	—
San Domingo.....	1,651,025	524,694	1,345,908	1,353,891	2,869,318
Serbia.....	—	—	—	—	—
Siam.....	—	—	—	—	—
Spain.....	92,038	147,929	116,076	195,389	364,339
Canary Islands.....	—	—	—	—	—
Spanish Africa.....	—	—	—	—	—
Sweden.....	49,149	155,861	71,560	96,981	37,707
Switzerland.....	49,126	173,926	128,627	285,335	279,851
Turkey in Africa (Tripoli).....	—	—	—	—	—
Turkey.....	78,347	128,802	2,316	—	—
United States.....	—	—	—	—	—
Alaska.....	—	—	—	—	—
Guam, etc.....	—	—	—	—	—
Hawaii.....	2,204	620	—	—	—
Philippine Islands.....	—	762	—	48	—
Porto Rico.....	1,561	—	—	—	1,209
Uruguay.....	11,415	6,152	189,228	16,447	42,442
Venezuela.....	44,753	45,566	66,829	146,623	212,889
Other Foreign Countries.....	—	—	—	—	—
Totals, Foreign Countries.....	10,749,088	7,638,338	8,388,836	8,377,373	11,529,056
Total Imports.....	22,798,268	16,795,453	18,165,904	24,209,769	25,547,290

\* Egypt and Sudan are shown as Foreign Countries prior to 1916.

† From 1916, Egypt and Sudan are shown as British Possessions.

9 GEORGE V, A. 1919

No. 17—STATEMENT showing, by Countries, the Amount of Merchandise  
Exported from Canada *via* the United States during the  
Fiscal Years ended March 31, 1914 to 1918.

Countries to which Exported.	Fiscal Years ended March 31—				
	1914	1915	1916	1917	1918
<i>British Empire.</i>	\$	\$	\$	\$	\$
United Kingdom.....	98,046,253	60,433,803	160,343,386	197,035,363	255,056,540
Aden.....	1,732	9,014	13,740	6,667	2,285
Africa—					
British East.....	38,192	55,286	76,639	25,762	38,223
British South.....	307,276	400,490	837,933	779,325	1,464,526
British West.....	17,053	36,738	128,508	267,078	69,005
Bermuda.....	65,867	21,622	43,074	45,036	33,716
British China.....					
British East Indies—					
British India.....	371,412	289,373	879,912	690,594	380,648
Straits Settlements.....	117,678	98,781	160,293	232,002	405,250
Other British East Indies.....	37,390	19,262	44,217	29,107	15,861
British Guiana.....	134,032	103,576	152,351	150,983	265,109
British Honduras.....	9,115	9,450	3,355	2,562	13,028
British West Indies.....	1,722,812	1,346,956	1,076,697	1,065,204	2,111,282
Egypt and Sudan.....	*	*	31,375	153,203	344,488
Falkland Islands.....				110	...
Gibraltar.....	20,959	40,703	109,902		156
Hong Kong.....	2,863	1,285	18,289	22,198	7,926
Malta.....	15,152	15,407	24,362		48
Newfoundland.....	67,771	85,659	143,744	16,633	8,608
Oceania—					
Australia.....	1,825,234	1,322,414	3,005,348	2,841,541	3,716,805
Fiji.....	62	678	1,749		18
New Zealand.....	329,590	260,815	726,347	719,972	1,302,742
Other Oceania.....					
Other British Empire.....					
Totals, British Empire.....	103,130,445	64,551,312	167,821,251	204,076,340	265,236,264
<i>Foreign Countries.</i>					
Abyssinia.....					
Argentine Republic.....	1,274,407	328,489	1,832,485	1,232,807	1,200,117
Austria-Hungary.....	211,245	34,658			
Belgium.....	273,101	67,860	267,579	336,709	2,418,311
Belgian Congo.....				54	508
Bolivia.....	2,727		2,853	18,737	13,159
Brazil.....	311,365	258,041	803,670	551,220	721,257
Bulgaria.....					
Central American States—					
Costa Rica.....	42,321	34,187	27,423	27,496	7,572
Guatemala.....	49,821	27,295	17,595	22,177	20,592
Honduras.....	3,706	5,587	7,759	15,544	6,733
Nicaragua.....	4,847	1,268	1,503	3,665	4,749
Salvador.....	12,137	2,215	4,190	6,214	9,605
Chile.....	56,852	43,653	70,094	131,682	197,734
China.....	1,655	9,054	54,376	47,833	65,832
Colombia.....	23,240	23,785	30,661	64,926	11,751
Cuba.....	662,865	463,028	456,880	1,415,815	1,407,661
Denmark.....	380,355	391,054	93,387	100,631	33,411
Danish West Indies (American Virgin Islands).....	13,266	13,549	7,314	21,076	3,902
Greenland, Iceland, etc.....	212	1,518	39		63
Ecuador.....	17,276	6,911	6,032	10,988	7,523
Egypt and Sudan.....	24,262	6,940	†	†	†
France.....	1,298,709	3,059,663	12,642,300	18,355,598	16,539,278
French Africa.....	53,800	4,170	12,536	5,524	209
French Guiana.....		2,202	755		130
French Oceania.....			2,355		
French West Indies.....	20,862	32,479	103,676	92,996	138,288
Madagascar.....					
St. Pierre and Miquelon.....					
Germany.....	2,477,774	505,507			
German Africa.....	1,850				
German Oceania.....					
Greece.....	11,665	84,469	12,869	14,665	4,262
Hayti.....	19,833	3,815	1,420	6,365	1,741
Italy.....	228,370	507,199	6,123,240	5,398,556	1,500,601
Japan.....	3,937	114,962	218,164	155,790	378,834
Korea.....		75		30	366

## SESSIONAL PAPER No. 10b

No. 17—STATEMENT showing, by Countries, the amount of Merchandise Exported from Canada *via* the United States, etc.—*Concluded*.

Countries to which Exported.	Fiscal Years ended March 31—				
	1914.	1915.	1916.	1917.	1918.
<i>Foreign Countries—Con.</i>	\$	\$	\$	\$	\$
Liberia.....	1,500	63		310	
Mexico.....	30,040	16,306	58,510	69,166	476,529
Montenegro.....				4,634	
Morocco.....					
Netherlands.....	1,325,343	807,386	794,794	995,961	308,911
Dutch East Indies.....	976	9,660	251,513	276,757	287,888
Dutch Guiana.....	42,438	32,958	34,117	1,593	7,345
Dutch West Indies.....	1,032	6,715	7,399	19,666	6,917
Norway.....	627,098	856,890	457,222	953,080	160,914
Panama.....	186,044	100,517	127,173	90,626	63,690
Paraguay.....	50			88	
Persia.....				475	
Peru.....	11,242	12,506	11,288	24,508	49,984
Portugal.....	1,788	6,688	32,272	15,106	14,713
Azores and Madeira Islands.....		27	103	57	
Portuguese Africa.....	53,543	48,603	46,362	7,958	1,627
Rumania.....	69,800	3,150			
Russia.....	1,297,118	121,673	1,937,723	2,335,777	883,213
San Domingo.....	46,542	2,791	10,018	33,325	32,012
Serbia.....	1,528		550		
Siam.....	441	4,026	20,977	3,017	36,986
Spain.....	56,958	46,647	617,973	282,954	97,995
Canary Islands.....	2,092	16,465	15	2,940	
Spanish Africa.....			39		
Sweden.....	58,808	111,053	53,440	18,175	7,941
Switzerland.....	6,151	9,740	3,854	22,637	3,781
Turkey in Africa (Tripoli).....					
Turkey.....	74,275	1,757			
United States.....					
Alaska.....					
Guam, etc.....					
Hawaii.....	2,086	3,049	17,252	219,585	243,869
Philippine Islands.....	731	828		1,216	304
Porto Rico.....	316,070	251,601	281,826	312,533	228,414
Uruguay.....	35,578	19,338	33,101	68,311	96,465
Venezuela.....	131,959	54,058	90,916	235,882	96,088
Other Foreign Countries.....					
Totals, Foreign Countries.....	11,863,721	8,580,518	27,689,132	34,063,435	27,802,575
Total Exports.....	114,994,166	73,131,830	195,510,383	238,139,775	293,038,839

\* Egypt and Sudan are shown as Foreign Countries prior to 1916.

† From 1916 Egypt and Sudan are shown as British Possessions.

## EXPLANATORY NOTES.

---

In this report, throughout, the term "Imports" means "Imports for Consumption."

The term "Entered for Consumption" is the technical term in use at the custom-house, and does not imply that the goods have been actually consumed in Canada, but that they have passed into the possession of the importer and that duty has been paid on that portion liable for duty.

The value given for goods imported is the fair market value thereof when sold for home consumption in the principal markets of the country whence and at the time when the same were exported directly to Canada.

The term "Canadian Produce" includes all imported articles which have been changed in form or enhanced in value by further manufacture in Canada, such as sugar refined in Canada from imported raw sugar, flour ground from imported wheat, and articles constructed or manufactured from imported materials.

The term "Foreign Produce" applies to the exports of foreign goods which had been previously imported.

The value of "Canadian Produce" is its value at the time of exportation at the ports of Canada whence shipped.

The value of "Foreign Produce" is the actual cost of such goods.

The initials N.E.S. mean "not elsewhere specified."

The initials N.O.P. mean "not otherwise provided for."

The expression "Ton" means two thousand pounds, and "Cwt." one hundred pounds.



STATEMENT No. 18

IMPORTS FOR CONSUMPTION AND EXPORTS  
DURING THE FISCAL YEAR ENDED MARCH 31,  
1918.

No. 18—Imports Entered for Consumption and Exports during Fiscal Year ended March 31, 1918; with References to Tables of Trade by Countries, 1914 to 1918.

TRADE CLASSIFICATION.	IMPORTS FOR CONSUMPTION, 1918.				EXPORTS, 1918.				TRADE BY COUNTRIES, 1914-1918.	
	Unit of Quantity.	Quantity.	Value.	Unit of Quantity.	Canadian Produce.		Foreign Produce.	Value.	For Imports see Canadian.	For Exports see Foreign.
					Quantity.	Value.	Quantity.	Value.		
Abrasives—			\$			\$		\$	Page.	Page.
Abrasives, artificial, in bulk, crushed or ground, for the manufacture of abrasive wheels and polishing composition.....			120,826			1,639,306		1,428	110	690 908
Emery in bulk, crushed or ground.....			70,476						110	
Emery and carborundum wheels and manufactures of emery or carborundum.....			486,108						110	
Iron sand or globules or iron shot, and dry putty adapted for polishing glass or granite or for sawing stone.....			41,429						110	
Pumice and pumice stone, lava and calcareous tufa, not further manufactured than ground.....			30,931						111	
Sand paper, glass, flint and emery paper or emery cloth.....			292,500						111	
Recapitulation—Abrabives.....			1,042,270			1,639,306		1,428	111	690 908
Anatomical preparations and skeletons or parts thereof.....			1,369						111	
Animals, living—	No.	38	55,000						112	
Cattle for exhibition purposes.....	"	951	391,491						112	
Cattle, one year old or less.....	"	4,025	194,285	No.	45,329	687,794	1	1,000	112 {	690 908
Cattle, over one year old.....	"			"	146,036	13,449,150	2	1,050	112 {	690 908
Dogs for the improvement of stock.....	"	667	32,676						112	
Fowls, domestic, pure bred, for the improvement of stock.....	"	84,990	48,698						112	
Goats for the improvement of stock.....	"	25	1,162						113	
Horses for exhibition purposes.....	"	3,356	1,058,639						113	
Horses for the improvement of stock.....	"	700	328,451						113	
Horses, over one year old, valued at \$50 or less per head.....	"	106	5,146						114	
Horses, n.o.p.....	"	3,331	379,446	No.	11	1,095			114	
Horses, one year old or less.....	"			"	16,457	3,076,250	14,008	2,918,943		691 909
Horses, over one year old.....	"								115	
Pigeons, homing and messenger, pheasants and quails.....	No.	6	4,397						115	
Sheep for exhibition purposes.....	"	7,580	49,886						115	
Sheep for the improvement of stock.....	"	37,881	133,504	No.	114,031	1,376,532			115 {	692 909
Sheep, one year old or less.....	"			"	20,674	329,464	2	100	115 {	692 909
Sheep, over one year old.....	"	69	3,842						116	
Swine for the improvement of stock.....	"	2,868	926	No.	15,647	383,736			116	
Swine, n.o.p.....	Lb.		6,294						116	
Other animals for exhibition purposes.....			2,634						117	
Other animals for the improvement of stock.....			67,757			302,804		1,817	117 {	691 909
Poultry.....						100,397		1,540,900	117 {	693 910
Other animals, n.o.p.....			2,764,371					4,463,930	117	693 910
Recapitulation—Animals, living.....						19,707,242				



No. 18—Imports Entered for Consumption and Exports during Fiscal Year ended March 31, 1918; with References to  
Tables of Trade by Countries, 1914 to 1918—Continued.

TRADE CLASSIFICATION.	IMPORTS FOR CONSUMPTION, 1918.			EXPORTS, 1918.			TRADE BY COUNTRIES, 1914-1918.	
	Unit of Quantity.	Quantity.	Value. \$	Unit of Quantity.	Canadian Produce. Quantity.	Foreign Produce. Value. \$	For Imports see Canadian.	For Exports see Page.
Articles and other goods, the growth, produce or manufacture of Canada, returned within five years after having been exported.....			2,435,359					127
Articles ex-warehoused for ship's stores.....			2,928,483					128
Articles for exhibition purposes.....			927,743					128
Articles for the Anglo-American Telegraph Co.....								129
Articles for the personal or official use of Consuls General who are natives or citizens of the country they represent and who are not engaged in any other business or profession.....			11,171					129
Articles for the use of the Army and Navy.....			130,773,475					129
Articles for the use of the Governor General.....			19,201					130
Articles presented from abroad in recognition of the saving of human life.....			361					130
Artificial limbs and parts of.....			85,460					130
Artificial limbs, articles for manufacture of, pressed felt, elastic web and hollow wood blocks.....			32,919					131
Ashes, pot and pearl, in packages of less than 25 pounds.....	Lb.	436	403					131
Ashes, pot and pearl, in packages of not less than 25 pounds.....	"	12,747	9,445	Brl.	180	21,110	695	912
Ashes, n.o.p.....						49,473	696	
Asphalt, not solid.....			11,776					131
Asphaltum or asphalt, solid.....	Cwt.	401,884	363,221					132
Bagatelle and other game tables or boards.....			19,748					132
Bags, barrels and other coverings used in the importation of salt.....			28,441					132
Balls, cues and racks and cue-tips for bagatelle boards and billiard tables.....			22,559					133
Balsam.....						9,288	696	912
Baskets of all kinds, n.o.p.....			90,754					133
Baths, bath-tubs, basins, closets, lavatories, urinals, sinks and laundry-tubs of any material.....			239,157					133
Bees.....			10,457					133
Bells for use of churches only.....			29,975					134
Bells and gongs, n.o.p.....			46,100					134
Beverages and Spirits—								
Ale, porter, lager and other beer in bottles.....	Gal.	99,954	83,476					134
Ale, porter, lager and other beer in casks.....	"	769	396		187,842	112,543	696	912
Cider, clarified or refined.....	"	10,429	7,924					135
Cider, not clarified or refined.....	"	19,699	4,715	"	2,800	1,163	697	913
Ginger ale.....			14,359					136
Lime juice and other fruit juices—								
Lime juice, crude only.....	Gal.	61,152	20,569					136
Lime juice, and fruit juices, fortified with or containing not more than twenty-five per cent of proof spirits.....	"	1,540	7,616					136
Lime juice and fruit juices, containing more than twenty-five per cent of proof spirits.....	"	72	795					137
Lime juice and other fruit syrups and fruit juices, n.o.p.....	"	196,108	230,467					137
Total Lime Juice and Other Fruit Juices.....	"	258,932	250,447					138



## SESSIONAL PAPER No. 106

Mineral waters, natural, not in bottles.	1,684	425	Gal.	69	14	2,551	135	697	913
Mineral and aerated waters, n.o.p.	123,833						139	697	
<b>Spirits (except medicinal and perfumed)—</b>									
Absinthe.....	892	1,984					139		
Any alcohol or fuel oil, or any substance known as potato spirit or potato oil.....	96	398					139		
Any alcohol or refined fuel oil, when imported by the Dept. of Inland Revenue, or by a person licensed by the Minister of Inland Revenue, to be denatured for use in the manufacture of metal varnishes or lacquers.....	150	623					140		
Attack or paint spirits.....	4	25					140		
Brandy, including artificial brandy and imitations of brandy, n.o.p.	177,708	621,169	Gal.			5,541	140	698	913
Cordials and liquors of all kinds, n.o.p., mescal, pique, rum, shrub, bitters and other schnapps, tafia, angostura and similar alcoholic beverages.....	36,313	94,186					141		
Ethyl alcohol, or the substance known as alcohol, hydrated oxide of every 1, or spirits of wine.....	1,651	2,611					142		
Ethyl alcohol, when imported by the Department of Inland Revenue, or by a person licensed by the Minister of Inland Revenue, to be denatured for use in the arts and industries, and for fuel, light or power.....	43,206	19,897	Gal.	2,843	8,584	17,141	142	698	914
Gift of all kinds, n.o.p.	189,794	308,308	"	450,696	490,837		143	700	915
Methyl alcohol, wood alcohol, wood naphtha, pyroxylic spirits, or any substance known as proof spirits, or methylated spirits.....	34	66					143		
Methyl alcohol when imported by the Department of Inland Revenue, or by a person licensed by the Minister of Inland Revenue, to be used in denaturing alcohol for use in the arts and industries, and for fuel, light and power.....	6,550	8,252					143		
Nitrous ether, sweet spirits of nitre and aromatic spirits of ammonia.....	564	4,233					143		
Rum.....	180,398	142,308	Gal.			6,435	144		914
Vermouth containing not more than 40 per cent of proof spirits.....	24,332	33,719					144		
Whiskey.....	610,023	2,176,280	Gal.	588,236	1,695,001	80,014	145	698	914
Other spirituous or alcoholic liquors, n.o.p.	9,327	15,787	"	122,261	298,683	4,035	146	700	915
Total Spirits (except medicinal and perfumed).....	1,290,962	3,429,846	"	1,164,036	2,492,810	113,666	146	701	916
<b>Wines—</b>									
Non-sparkling.....	511,021	486,828	"	3,768	5,373	13,184	147	702	916
Sparkling wines, Champagne and all other in bottles containing—							148		
Not more than a quart each but more than a pint, old wine measure.....	2,796	42,806					148		
Not more than a pint, each, but more than half a pint, old wine measure.....	6,039	44,299					148		
One-half pint each or less.....	658	1,125					149		
Over one quart each.....	57	363					149		
Total Sparkling Wines.....		88,623					149		
Total Spirits and Wines.....		4,005,297	Gal.	1,167,804	2,498,183	126,850	150	703	917
Recapitulation—Beverages and Spirits.....		4,499,879					150	704	917
Billiard tables.....	20	1,773					151		
Bird skins and skins of animals not native to Canada, and fish skins for taxidermic purposes, not further manufactured than prepared for preservation.....		2,697					151		



## SESSIONAL PAPER No. 10b

Books on the application of science to industries of all kinds, also books printed in any language other than the English and French languages, or in any two languages not being English or French, or any three or more languages.....	184,867				157
Charts and maps, n.o.p.....	5,384				157
Charts and maps for the use of schools for the blind.....	20,293				158
Freight rates for railways and telegraph rates, bound in book or pamphlet form, and time tables of railways outside of Canada.....	20,119				158
Globes, geographical, topographical and astronomical.....	15,359				158
Labels for cigar boxes, fruits, vegetables, meats, fish, confectionery, their goods and wares, also soap, paper, rice or other tins, tickets or labels and water-tight paper, or other tickets whether lithographed or partly printed, n.o.p.....	431,786				159
Manuscripts, book, and insurance.....	22,663				159
Maps, or supplemental editions or parts thereof partly printed and intended to be completed and published in Canada.....	11,248				159
Newspapers, and partly early and semi-monthly magazines, and weekly literary papers, unbound.....	1,709,364				159
Novels or works of fiction or literature of a similar character, unbound or paper bound, or in sheets not including Christmas annuals or publications commonly known as juvenile or toy books.....	75,801				160
Posters, advertising bills and folders.....	65,256				160
Printed music, bound or in sheets, and music for mechanical players.....	335,325				160
Other books, printed, periodicals and pamphlets, or parts thereof n.o.p.....	1,720,706				161
Total Books and Printed Matter.....	6,358,839	348,121	107,028	706	918
Fashion plates, tailors', milliners' and mantle-makers', when imported in single copies in sheet form, with magazines or periodical trade journals.....	1,292				161
Hemp paper, made on four-cylinder machines and calendered to between .006 and .008 thickness, adapted for the manufacture of shot shells; and felt board sized and hydraulic pressed and covered with paper or uncovered, adapted for the manufacture of gun wads.....	128,451				162
Ink, printing.....	43,788				162
Ink, writing.....					162
Paper and Manufactures of—					
Album insides, made of paper.....	96				163
Albumenized and other papers and films, chemically prepared for photographers' use.....	177,093				163
Bags or sacks, printed or not.....	105,309				163
Card board not pasted or coated.....	163,050				163
Cards for playing.....	419,031				163
Decalcomania paper, not printed, when imported by manufacturers of decalcomania transfers, to be used in their own factories in the manufacture of such transfers.....	3,297				164
Envelopes.....	103,789				164
Felt board.....	5,130				164
Felt and roofing paper.....					164
Films for photographers' use and for moving pictures.....	337,341				164
Hangings of wall paper, including borders.....	1,116				918
Leather board, leatheroid and manufactures of, n.o.p.....	142,079				706
Matrix paper, not being tissue paper, for use in printing.....	1,405,326				709
Millboard not coated or pasted.....	236,078				919
Pads not printed, paper maché ware, n.o.p.....	45,207				165
Paper and materials of paper, gutta-percha and rubber for the manufacture of music rolls for piano players.....	27,214				165
	90,173				165
	7,301				166
	2,529				166

TRADE CLASSIFICATION.	IMPORTS FOR CONSUMPTION, 1918.				EXPORTS, 1918.				TRADE BY COUNTRIES, 1914-1918.						
	Unit of Quantity.	Quantity.	Value. \$	Unit of Quantity.	Canadian Produce.		Foreign Produce.		For Imports see Canadian.	For Exports see Canadian.		Page.	Page.	Page.	Page.
					Quantity.	Value. \$	Quantity.	Value.		Page.	Page.				
Books, Ink, Paper, Stationery, etc.— <i>Concluded.</i>															
Paper and Manufactures of— <i>Concluded.</i>															
Paper board.....															
Paper matting for use in Canadian manufactures.....			1,344					1,826,118		478		160		707	919
Paper, photographic, plain basic, baryta coated, adapted for use exclusively in the manufacture of albumenized or sensitized paper.....			146,899									166			
Paper tubes and cones of all sizes adapted for winding yarn thereon.....			42,361									167			
Patterns, boot and shoe, manufacturers of paper.....			9,393									167			
Printing paper (for newspapers) in sheets or rolls, valued at not more than 2½ cents per pound.....	Lb.	5,242,989		Cwt.								{			
Printing paper, n.o.p.....	"		453,175									167		707	
Ruled and bordered and coated papers; boxed papers and papeteries.....			336,318									168			
Straw board not pasted or coated.....	Lb.	9,698,754										168			
Tarred and other building papers, n.o.p.....			310,665									168			
Twine or yarn of paper imported by manufacturers for the purpose of being woven into fabrics.....			7,607									169			
Twine or yarn of paper for use in the manufacture of furniture.....			2,547									169			
Union collar cloth paper in rolls or sheets glossed or finished.....			14,491									169			
Union collar cloth paper in rolls or sheets not glossed or finished.....												169			
Window blinds of paper of all kinds.....		11										169			
Wrapping paper.....	Lb.	4,309,274	218,868	Lb.	23,792,400	1,294,725	100	6				170	709	919	
Other manufactures of paper, n.o.p.....			2,856,083									170			
Other kinds of paper, n.o.p.....			1,827,668					173,025		16,983		171	710	920	
Total Paper and Manufactures of.....			7,516,389					37,865,330		92,884		171	711	920	
Pencils, lead.....			415,293									171			
Pens, penholders and rulers of all kinds.....			180,703									172			
Photographs, press, for use only as news pictures.....			166									172			
Photographs.....								22,843		2,767		711			920
Stationery.....								128,843		6,286		712	921		
Recapitulation—Books, Ink, Paper, Stationery, etc.....			14,644,921					38,365,137		268,965		172	712	921	
Botanical, entomological and mineralogical specimens.....			2,827									173			
Bricks, Clays and Tiles ( <i>see also</i> "Earthenware")															
Bricks, bath.....			2,438									173			
Bricks, building.....	M	4,178	61,244									173			
Bricks, fire, of a class or kind not made in Canada.....			2,241,440									173			
Bricks, fire, magnesite.....			522,223									173		713	
Bricks, fire, n.o.p.....			668,223									174			
Bricks, paving.....	M	2,258	39,274									174			
Building blocks, partition hollow and fireproof building tile.....			127,289									174			
Clay, china.....	Cwt.	218,861										174			
Clay, fire.....			319,964									175			
Clay, pipe.....			2,420									175			
Clay, other, n.o.p.....			35,198									175			



## SESSIONAL PAPER No. 106

Drain pipes, sewer pipes and earthenware fittings therefor, chimney linings or vents, chimney tops and inverted blocks, glazed or unglazed.....	41,393					175		923
Drain tiles, not glazed.....	1,748					176	714	
Manufactures of clay, n.o.p.....	141,372				75,541			922
Recapitulation—Bricks, Clays and Tiles.....	4,302,884				114,912		714	922
Bristles, animal.....	221,273					176		
Bristles, vegetable.....	240,323					176		
British gum, dry sizing cream, and enamel sizing.....	691					177		
Broom corn.....	1,742,028					177		
Brooms and whisks.....	108,089					177		
Brushes of all kinds.....	851,933					177		
Brushes of hair.....	13,758				17,820	177	714	922
Brushes—hair brush pads.....	656,865				61,592	178	715	922
Bullion or gold fringe.....	4,041					178		
Cabinets of coins, collections of medals and collections of postage stamps.....	3,613					178		
Carpet sweepers and hand vacuum cleaners.....	103,203					179		
Cash registers and parts of.....	24,631					179		
Cassava flour, when imported by mfrs. of explosives for use in the manufacture of such articles in their own factories.....	61,734					179		
Celluloid, moulded into sizes for handles of knives and forks, not bored or otherwise manufactured; moulded celluloid balls and cylinders coated with tin-foil or not, but not finished or further manufactured, and celluloid lamp shade blanks and comb blanks.....	4,803					179		
Celluloid, xyloite in sheets, lumps, blocks, rods or bars, not further manufactured than moulded or pressed.....	346,139					180		
Celluloid, manufactures of, n.o.p.....	136,605					180		
Cement, Portland and hydraulic or water-lime.....	17,417				16,909	180	715	923
Cement, n.o.p., and manufactures of, n.o.p.....	26,243					181		
Chronometers and compasses for ships.....	7,836					181		
Chronometers and compasses for ships.....	33,567					181		
Clocks and Watches—								
Clocks, clock and watch keys, clock movements and clock cases.....	561,520					182		
Time recorders and parts.....	35,034					182		
Watches.....	90,991					182		
Watch cases and parts thereof, finished or unfinished.....	152,727					182		
Watch actions and movements and parts thereof, finished or unfinished, including winding bars and sleeves.....	1,408,662					182		
Recapitulation—Clocks and Watches.....	2,248,934					183		
Clothes wringers and parts thereof for domestic use.....	23,887					183		
Clothing and books, donations of, for charitable purposes.....	38,903					183		
Coal, Coke and Charcoal—								
Charcoal.....	121,328				14,060	183	716	923
Chinders.....	5,256,294				9,262	184	716	923
Coal, anthracite, and anthracite dust.....	13,253,290					184		
Coal, bituminous, round, and run of the mine—and coal n.o.p.....	37,142,773					184		
Coal, bituminous slack, such as will pass through $\frac{1}{8}$ inch screen.....	3,146,710				179,644	184	716	923
Coke.....	969,932					185		
Coke, ground, when imported by manufacturers of electric batteries, for use in their own factories in the manufacture of such batteries.....	7,154,014				40	185	717	924
Recapitulation—Coal, Coke and Charcoal.....	11,846					185		
Collections of antiquities when imported for or by public museums, public libraries, universities, colleges or schools, and which are to be placed in such institutions.....	81,614,515				8,873,116	185	718	924
	993					185		

9 GEORGE V, A. 1919

No. 18—IMPORTS Entered for Consumption and Exports during Fiscal Year ended March 31, 1918; with References to Tables of Trade by Countries, 1914 to 1918—Continued.

TRADE CLASSIFICATION.	IMPORTS FOR CONSUMPTION, 1918.			EXPORTS, 1918.				TRADE BY COUNTRIES, 1914-1918.			
	Unit of Quantity.	Quantity.	Value.	Unit of Quantity.	Canadian Produce.		Foreign Produce.	For Imports see		For Exports see	
					Quantity.	Value.		Quantity.	Value.	Page.	Page.
Combs.....			\$ 173,289							186	
Communion sets of metal, glass or wood.....			24,260							186	
Contractors' outfits.....						239,408			751,048		924
Costumes and scenery, theatrical.....			13,243							186	
Cotton thread, nitrate of thorium and nitrate of cerium, for use in the manufacture of incandescent gas mantles, when imported by manufacturers of such mantles or of stockings for such mantles.....			17,248							186	
Crucibles, clay, sand or plumbago.....			410,933							187	
Curling stones and handles therefor.....			514							187	
Cyclometers, pedometers and speedometers.....			204,619							187	
Damaged goods, under sections 49 to 53 of Rev. Stat., cap. 32.....			7,083							187	
Donations, casual, from abroad, sent by friends, and not being advertising matter, tobacco, articles containing spirits or merchandise for sale—when the duty otherwise payable thereon does not exceed fifty cents in any one case.....											
Drugs, Dyes, Chemicals and Medicines—			160,767							187	
Acetate of lime.....				Lb.	4,648,600	164,493				719	921
Acids—acetic and pyroligneous, crude, of any strength not exceeding 30 p.c.....	Gal.	1,735	1,168							188	
Acids—acetic and pyroligneous in excess of strength of proof.....	"	5,788	55,300							188	
Acids—acetic and pyroligneous, n.o.p., not exceeding proof strength.....	"	86	63							188	
Acid, boric, in packages of not less than 25 pounds.....	Lb.	386,126	48,959							189	
Acid, hydro-fluo-silicic.....	"	255	43							189	
Acid, muriatic.....	"	84,289	6,639							189	
Acid nitric.....	"	84,406	10,330							189	
Acid, oxalic.....	"	143,378	46,371							190	
Acid phosphate, not medicinal.....	"	2,623,160	206,135							190	
Acid stearic.....	"	200,080	38,496							190	
Acid sulphuric.....	"	392,678	17,791	Lb.	25,652,600	302,065	1,652,600	20,590		191	925
Acid, tannic.....	"	17,495	11,674							191	
Acid other, n.o.p.....	"	900,165	354,606							191	
Albumen, blood, egg albumen and egg yolk.....			175,236							191	
Alum, in bulk, ground or unground, but not calcined; and sulphate of alumina, or alum cake.....	Lb.	23,519,735	405,254							192	
Ammonia, nitrate of.....	"	1,674,343	196,433							192	
Ammonia, sulphate of.....	"	200,641	10,539	Cwt.	201,296	903,458			719		
Amyl acetate and acetone.....			15,704							193	
Aniline dyes, in packages of less than 1 lb. in weight.....	Lb.	12,612	5,058							193	
Aniline and coal tar dyes, soluble in water, in bulk or packages of not less than one pound weight, including alizarine and artificial alizarine.....	"	1,686,118	1,703,413							193	
Aniline oil, crude.....	"	159,454	44,046							193	
Aniline salts.....	"	16,610	7,348							194	
Annatto, liquid or solid.....	"	177,450	36,557							194	
Antimony, or regulus of.....	"		83,617							194	
Antimony, or regulus of, not ground, pulverized or otherwise manufactured.....	"	404,019								195	
Antimony salts for dyeing.....										195	
Antimony salts, viz.: tartar emetic, chloride and lactate (antimonine)	Lb.	12,851	6,398							195	

## SESSIONAL PAPER No. 106

Arsenic, sulphide of.....	"	195, 628	20, 132					195	
Arsenious oxide.....	"	242, 188	31, 384					195	
Bacteriological products or serum for subcutaneous injection.....	"	107, 367	107, 367					196	
Barium, peroxide of, non-alcoholic, for use in the manufacture of peroxide of hydrogen, when imported by manufacturers of pyroxide of hydrogen.....	Lb.	142, 914	16, 501					196	
Bichloride of tin.....	"	50	33					196	
Bitrotonol, trimitrotozol and perchlorate of ammonia, when imported by manufacturers of explosives for use exclusively in the manufacture of such articles in their own factories.....	"	153, 876	22, 171					197	
Borax, in bulk of not less than 25 pounds.....	"	4, 270, 184	337, 609					197	
Brimstone, crude, or in roll or floor.....	"	148, 683, 314	1, 465, 931					197	
Bromides, crude.....	"	150	96					198	
Bromine.....	"	635	472					198	
Burgundy pitch.....	"	98, 009	4, 806					198	
Calcium carbide.....	Lb.	332, 047	14, 240			154, 439, 800	4, 058, 121	720	
Canwood and samac and extract thereof.....	Lb.	82, 843	4, 780					199	
Carbon bisulphide.....	"	3, 270						199	
Carbon dioxide or carbonic acid gas.....	"	48, 944				16, 200	2, 634	721	
Chlorine.....	Lb.	10, 465	1, 743					200	
Chlorine and chloride of aluminum.....	"	7, 557, 449	121, 625					200	
Chloride of lime and hypochlorite of lime in pkgs. of not less than 25 pounds.....	"	287, 783	20, 792					200	
Chloride of lime and hypochlorite of lime in pkgs. less than 25 pounds.....	Lb.					520, 615	618, 965	721	
Coal-tar, crude.....	Oz.	4, 705	37, 481					201	
Coal-tar, refined.....	Lb.	349	233					201	
Collodion for use in films for photo-engraving and for engraving copper rollers, when imported by photo engravers and manufacturers of rollers.....	Gal.	380	1, 101					201	
Copper of tartar in crystals or argols.....	Lb.	713, 514	295, 466					201	
Cyanamid.....	"					927, 749	2, 349, 991	721	
Cyanide of potassium, cyanide of sodium, and cyanogen bromide for reducing metals in mining operations.....	"	1, 800, 881	437, 555					202	
Dextrine, dry.....	"	2, 655, 680	196, 013					202	
Dragon's blood.....	"	850	1, 428					202	
Drugs, crude, such as barks, flowers, roots, beans, berries, balsams, bulbs, fruits, insects, grains, gums and gum resins, herbs, leaves, nuts, fruit and stem seeds—which are not edible and which are in a crude state and not advanced in value by refining or grinding or any other process of manufacture, n.o.p.....	Lb.	2, 445, 482	179, 640					203	
Dyeing or tanning articles in a crude state used in dyeing or tanning n.o.p.....	"		132, 844			33, 910		203	925
Dye stuffs.....	"					19, 686		721	925
Extract of hemlock bark.....	Lb.	594, 844	296, 404					203	
Ferment cultures to be used in butter-making.....	Lb.	42, 486	19, 102					204	
Gelatine and isinglass.....	"	1, 423, 387	816, 449					205	
Glycerine, crude, when imported by manufacturers for use only in their own factories in the manufacture of refined glycerine.....	"	33, 180	19, 809					205	
Glycerine, when imported by manufacturers of explosives, for use exclusively for the manufacture of such articles in their own factories.....	"							205	
Glycerine, n.o.p. Arabian, Australian, copal, damar, elemy, kaucic, mastic, sandarac, senegal, tragacanth, reddia, barberry, pontianac and lac, crude, seed, button, stick, and shell.....	Lb.	78, 837	1, 029, 501					205	
Gum Arabic.....	"	3, 550, 093	56, 613					206	
Gums—Amber, Arabic, Australian, copal, damar, elemy, kaucic, mastic, sandarac, senegal, tragacanth, reddia, barberry, pontianac and lac, crude, seed, button, stick, and shell.....	"	12, 471	148, 346			2, 740, 546	1, 816, 673	722	926
Guaiacum.....	"	57, 073	9, 601					206	
Indigo.....	"	296	364					207	
Indigo, paste and extract of.....	"	102, 304	51, 925					207	



No. 18—Imports Entered for Consumption and Exports during Fiscal Year ended March 31, 1918; with References to Tables of Trade by Countries, 1914 to 1918.—Continued.

TRADE CLASSIFICATION.	IMPORTS FOR CONSUMPTION, 1918.				EXPORTS, 1918.				TRADE BY COUNTRIES, 1914-1918.	
	Unit of Quantity.	Quantity.	Value.	Unit of Quantity.	Canadian Quantity.	Foreign Produce. Value.	Foreign Quantity.	Value.	For Imports see Page.	For Exports see Canadian. Foreign. Page.
Drugs, Dyes, Chemicals and Medicines— <i>Concluded.</i>										
Iodine, crude	Lb.	9,945	27,284						207	
Iron liquor, being solution of acetate or nitrate of iron adapted for dyeing and calico printing.			5,411						208	
Liquid preparations, non-alcoholic, for disinfecting, dipping or spraying, n.o.p.										
Liquorice, in paste, rolls and sticks, not sweetened, n.o.p.	Lb.	262,361	95,983						208	
Litmus and all lichens, prepared or not	"	83	71,424						208	
Litmus and all lichens, prepared or not	"	22,367	83						209	
Logwood and fustic, ground, and ground oak bark			1,633,406						209	
Logwood, fustic, oak, and oak bark and quebracho, extract of		40,810,359				2,240			723	
Lye.										
Madder and munjeet, or Indian madder, ground or prepared and all extracts of.										
Magnesia.	Lb.	100,577	14,546						209	
Malt, extract of, fluid or not, including grain molasses.	"	811,234	46,030						210	
Manganese, oxide of.	"	3,510,018	110,874						210	
Medicinal, chemical and pharmaceutical preparations including proprietary preparations (dry).			1,337,160						211	
Medicinal, chemical and pharmaceutical preparations, including proprietary preparations (all other) non-alcoholic			83,674						211	
Medicinal, chemical and pharmaceutical preparations including proprietary preparations (all other)										
Morphine.	Oz.	27,520	212,263						211	
Musk in pods or in grains.		119	1,000						211	
Nicotine sulphate.	Lb.	9,482	8,111						212	
Nitrate compounds adapted for use in the manufacture of explosives.	"	37,352	5,713						212	
Nitric acids and extracts thereof.	"	56,208	2,355						212	
Opium, powdered.	"	51	829						213	
Opium.	Lb.	1,406	411						213	
Perash, or extract of arehili and cudbear.		82,468	38,739						213	
Phosphorus.	"	20,178	2,637		1,142,900	200,007			723	
Potash or potassate, bicarbonate of.	"	6,828	2,408						213	
Potash, caustic, in packages of not less than 25 pounds each.	"	44,863	37,237						214	
Potash, caustic, in packages of less than 25 pounds each.	"	1,956	1,015						214	
Potash, chloride of, not further prepared than ground.	"	28,430	14,837						215	
Potash, chloride of, not further prepared than ground.	"	167,063	29,690						215	
Potash, nitrate, and sulphate of, crude	"	936,853	185,815						216	
Potash, nitrate of, or saltpetre.	"	6,830	7,349						216	
Potash, red and yellow prussiate of.	"	21,900	1,752						216	
Pyroxylin or copper, crude.			245,856						216	
Pyroxilin and wood impurities, preparations of, for coating imitation leather and for the manufacture of leather belting.			100,296						217	
Quassia juice.	Lb.	92,541	100,296						217	
Quicksilver.	Oz.	91,493	65,220						217	
Quinine, salts of.			55						217	
Radium.										
Red liquor, being a crude acetate of aluminum prepared from pyroligneous acid and adapted for dyeing and calico printing.			854						217	





No. 18.—Imports Entered for Consumption and Exports during Fiscal Year ended March, 31 1918; with References to Tables of Trade by Countries, 1914 to 1918.—*Continued.*

TRADE CLASSIFICATION.	IMPORTS FOR CONSUMPTION, 1918				EXPORTS, 1918.				TRADE BY COUNTRIES, 1914-18	
	Unit of Quantity.	Quantity.	Value. \$	Unit of Quantity.	Canadian Produce.		Foreign Produce. Value. \$	Unit of Quantity.	For Imports see Page.	For Exports see Canadian. Foreign Page.
					Quantity.	Value. \$				
Earthenware and Chinaware ( <i>see also</i> "Bricks", etc.)— Brown or coloured earthen and stoneware and Rockingham ware. Chinaware, to be silver mounted, imported by manufacturers of silverware.....			119,322						231	
China and porcelain ware, n.o.p.....			28,711						231	
C. C. or cream coloured ware, decorated, printed, or sponged, and all earthenware, n.o.p.....			221,123						232	
Demijohns, churns or crocks.....			35,487						232	
Table ware of china, porcelain, white granite or trionestoneware.....			1,967,991			11,657	6,374		233	725
Tiles or blocks of earthenware or stone prepared for mosaic flooring.....			23,516						233	
Tiles, earthenware, n.o.p.....			38,664						233	
Other manufactures of earthenware, n.o.p.....			87,965						234	
Recapitulation—Earthenware and Chinaware.....			2,562,776			14,657	6,374		234	725
Earths, crude only.....			4,120						234	
Elastic, round or flat, including garter elastic.....			154,229						235	
Electric Apparatus— Battery jars of glass, and articles of hard rubber, imported by manufacturers for use only in their factories in the manufacture of electric storage batteries.....			28,734						235	
Carbon electrodes, over 35 inches in circumference.....			21,190						235	
Carbons over 3 inches in circumference and not exceeding 35 inches			595,403						235	
Carbons, electric light, and carbon points, of all kinds, n.o.p.....			30,746						236	
Electric motors, generators and dynamos.....			1,917,861						236	
Fuse heads of metal, foil and cardboard, when imported by manufacturers of electric fuses, for use in their own factories in the manufacture of such fuses.....									236	927
Incandescent lamp bulbs and glass tubing for use in the manufacture of incandescent lamps and mantle stockings for gas light.....			233,782			2,166,961	390,662		236	726
Other electric apparatus, n.o.p., insulators of all kinds and sockets, etc., and electric galvanic batteries, telegraph and telephone instruments.....			8,200,017						236	
Recapitulation—Electric Apparatus.....			11,045,663			2,166,961	390,662		237	927
Explosives— Blasting and mining powder.....	lb.	100	29						237	
Fireworks, firecrackers and torpedoes, all kinds.....			37,624						237	
Fuses non-metallic.....			164,922						238	
Giant powder nitro, nitro-glycerine and other explosives, n.o.p.....			135,788			34,997,155	117,657		238	928
Gun, rifle, sporting, cannon, musket and canister powder.....	lb.	307,941	10,963						238	
Gun, rifle and pistol cartridges, or other ammunition, n.o.p.....	"	12,594							238	
Gun wads, percussion caps, primers and cartridge cases.....			224,516			351,343,138	195,846		239	928
			6,465						239	

## SESSIONAL PAPER No. 10b

Recapitulation—Explosives.....										239	727	928
Fancy Goods—												
Alabaster, spar, amber, terra cotta, or composition ornaments.....												
Bead ornaments.....												
Boxes, fancy, ornamental cases and writing desks, etc.....												
Braids, cords, fringes, tassels, n.o.p.....												
Cases for jewellery, watches, silverware, plated-ware and cutlery.....												
Fans.....												
Feathers, fancy, undressed.....												
Feathers, ostrich and vulture, dressed.....												
Feathers, fancy, n.o.p., and manufactures of feathers, n.o.p.....												
Feathers, fruits, grains, leaves and flowers, artificial, suitable for ornamenting hats.....												
Ivory or bone dice, draughts, chessmen, etc.....												
Lace, n.o.p., lace collars and all manufactures of lace; nets and nettings of cotton, linen, silk or other material, n.o.p.....												
Statues and statuettes of any material.....												
Tinsel thread and tinsel wire, for the manufacture of braids, cords, tassels, ribbons or trimmings.....												
Toilet and manicure sets.....												
Toys and dolls of all kinds.....												
Recapitulation—Fancy Goods.....												
Featherbone, plain or covered, in coils.....												
Feathers, bed and other, dressed, n.o.p.....												
Feathers, bed and other, undressed, n.o.p.....												
Fertilizers—												
Bone dust, charred bone and bone ash.....												
Fertilizers, compounded or manufactured.....												
Fertilizers, unmanufactured, n.o.p.....												
Guano and other animal manures.....												
Kainite, and other crude German potash salts for fertilizers.....												
Manures, vegetable.....												
Phosphate rock.....												
Recapitulation—Fertilizers.....												
Fisheries, Articles for the use of—												
Bank, cod, pollock and mackerel fish lines; and mackerel, herring, salmon, seal, seine, mullet, net and trawl twine in hanks or coils, barbed or not, in variety of sizes and threads, including gilling thread in balls, and head ropes for fishing nets, Manila rope not exceeding 1½ inches in circumference for holding traps in the lobster fishery; barbed marine, and net nersels of cotton, hemp or flax, and fishing nets or seines, when used exclusively for the fisheries, and not including lines or nets commonly used for sportsman's purposes.....												
Fisheries, for the use of, viz.: Fish hooks for deep sea or lake fishing not smaller in size than No. 2.0, not including hooks commonly used for sportsman's purposes.....												
Trawls, trawling spoons, fly hooks, sinkers, swivels and sportsman's fishing bait, and fish hooks, n.o.p.....												
Recapitulation—Fisheries, Articles for the use of.....												
Foodstuffs—												
Baking powders.....												

9 GEORGE V, A. 1919

No. 18—Imports Entered for Consumption and Exports during the Fiscal Year ended March 31, 1918; with References to Tables of Trade by Countries, 1914 to 1918—*Continued.*

TRADE CLASSIFICATION.																IMPORTS FOR CONSUMPTION, 1918.				EXPORTS, 1918.				TRADE BY COUNTRIES, 1914-1918.			
	Unit of Quantity.	Quantity.	Value.	Unit of Quantity.	Canadian Produce.		Foreign Produce.		For Imports see	For Exports see																	
					Quantity.	Value.	Quantity.	Value.		Canadian.	Foreign.																
			\$		Quantity.	\$	Quantity.	\$	Page.	Page.	Page.																
Foodstuffs—Continued.																											
Breadstuffs—Grain—																											
Barley, n.o.p.....	Bush.	1,368	1,859		6,846,790	8,202,524	64,866	106,351	249		729	929															
Beans, n.o.p.....	"	699,752	3,594,002		14,103	105,570	9,222	38,703	250		730	930															
Buckwheat.....	"	899	1,463		162,124	216,488			250		730																
Corn (Indian) for purposes of distillation.....	"	717,899	1,038,091		101,535	200,351	2,571,201	4,540,650	251		731	930															
Corn (Indian) not for purposes of distillation.....	"	4,774,097	7,397,566		54,877,882	37,644,293	537,329	409,370	251		731	930															
Oats.....	"	22,277	16,736		107,502	480,054	4,337	11,784	251		732	931															
Peanse, n.o.p.....	"	93,231	350,296		29,611	153,296			252		732	931															
Rye.....	"	6,646	15,504		878,222	1,069,128	130,191	262,326	252		733	932															
Wheat.....	Bush.	210,798	454,884		150,392,037	366,341,565	1,320,227	3,615,751	252		733	932															
Other grain.....	"								252		734	932															
Total Grain.....	"	6,526,967	12,870,401		213,409,806	415,013,269	4,637,376	8,981,935	253		734	933															
Breadstuffs—Grain Products—																											
Barley, mill-feed, etc.....	Cwt.	786	40,116			5,394,130			253		735	933															
Buckwheat meal and flour.....	"		4,626						254																		
Cattle-food containing molasses.....	Brl.	47,912	422,917		4,618	36,603			254		736																
Cornmeal.....	"								255																		
Grain, flour and meal, etc., of all kinds, when damaged by water in transit or prior to importation into Canada.....	"		490						255																		
Hominy, cracked, evaporated or dried corn.....	Lb.	16,501	28,196						255																		
Malt flour containing less than 50% in weight of malt.....	"	62,518	2,802						255																		
Malt flour containing not less than 50% in weight of malt.....	"	1,148,596	52,538		176,150	326,988	256	736	256		736	933															
Malt, whole, crushed or ground.....	"	4,404	334		281,333	2,220,666	256	737	256		737	934															
Oatmeal and rolled oats.....	Brl.	2,610	22,734		2,484	28,510	3	52	257		738	934															
Rye flour.....	"	34,615	333,198		9,931,148	85,896,492			257		739	934															
Wheat flour.....	"				425	4,801			257																		
Meal, all other.....	"								257		740	935															
Total Grain Products.....			911,125			103,908,190		52																			
Breadstuffs—Other than Grain and Grain Products—																											
Arrowroot.....	Lb.	387,280	34,942						257																		
Barley, pot, pearl, rolled, roasted or ground.....	"	103,541	16,002						258																		
Biscuits, not sweetened.....	"	731,411	71,778						258																		
Biscuits, sweetened.....	"	254,293	36,150						259																		
Biscuits and bread.....	Cwt.				47,974	539,440	2,285	30,330			740	935															
Bread, passover.....	"		85,244						259																		
Cassava root, unground.....	"		146,148						259																		
Cereal foods, prepared, in packages not exceeding 25 lbs. weight each.....	Lb.	1,956,363	54,756			1,496,381		2,232	260		741	935															
Cereal foods, prepared, n.o.p.....	"	2,054	2,054						260																		
Locust beans and locust bean meal.....	Lb.	27,612	2,054						261																		
Macaroni and vermicelli.....	"	1,067,255	95,168						261																		



## SESSIONAL PAPER No. 10b

Rice, cleaned.....	15,373,286	645,313	1 lb.	5,670,896	320,623	976,263	54,229	261	742	936
Rice, uncleaned, unshelled or paddy.....	50,338,411	1,485,001						262		
Rice bran.....								263	742	936
Rice meal.....			Lb.	3,374,510	109,401	45,037	15,975	263		
Rice and sago flour, cassava flour and rice meal.....	1,752,459	69,180						263		
Sago and tapioca.....	3,388,180	164,466						263		
Scmolina.....		38						264		
Tapioca flour.....	727,237	45,092						264		
Other breadstuffs, n.o.p.....	208,652	208,652						264		
Total Breadstuffs, Other than Grain and Grain Products.....		3,159,984			2,465,845		102,766	265	742	936
Total Breadstuffs.....		16,941,510			521,387,304		9,087,753	265	743	937
Cocoa and Chocolate—										
Cocoa beans, not roasted, crushed or ground.....	12,630,463	1,529,776						266		
Cocoa butter.....	4,441,207	1,136,736						266		
Cocoa paste of liquor, chocolate paste or liquor, not sweetened, in blocks or cakes, not less than two pounds in weight.....	12,906	2,932						267		
Cocoa paste or liquor, chocolate paste or liquor, sweetened, in blocks or cakes, not less than two pounds in weight.....	135,875	36,083						267		
Cocoa of pressed preparations of, in powdered form.....	1,410,895	265,462						268		
Cocoa shells and nibs.....	7,034	284						268		
Other preparations of cocoa or chocolate, n.o.p., and confectionery coated with or containing chocolate.....	134,632	37,151						268		
Total Cocoa and Chocolate.....	18,773,012	3,008,427						269		
Cocoanuts and Preparations of—										
Cocoanuts, imported from the place of growth by vessel direct to a Canadian port.....	2,853,673	98,133						270		
Cocoanuts, n.o.p.....	857,873	34,730						270		
Cocoanut, desiccated, sweetened or not.....	1,547,330	118,865						270		
Copra, not prepared.....								271		
Total Cocoanuts and Preparations of.....		251,728						271		
Coffee and Chicory—										
Chicory raw or green.....	19,917	2,193						271		
Chicory, kiln-dried, roasted or ground.....	86,361	8,780						272		
Coffee, condensed with milk.....	10	4						272		
Coffee, green, imported direct from the country of growth and production or purchased in bond in the United Kingdom.....	16,576,872	1,746,374						272		
Coffee, green, n.o.p.....	539,688	69,510						273		
Coffee, extract of n.o.p. or substitute thereof of all kinds.....	77,994	116,444	Lb.	27,176	5,869	49,106	5,280	274	744	937
Coffee, roasted or ground, when not imported direct from the country of growth and production.....	426,646	102,422						274		
Coffee, roasted or ground, and all imitations thereof and substitutes thereof, including acorn nuts, n.o.p.....	261,463	76,331						274		
Total Coffee and Chicory.....	17,988,951	2,122,058	"	27,176	5,869	49,106	5,280	275	744	937
Fish—										
Anchovies.....		272						275		
Anchorovies, sardines, sprats and other fish, packed in oil or otherwise, in tin boxes weighing—										
Over 20 but not over 36 ounces each.....	10,264	3,017	Box					276		
Over 12 but not over 20 ounces each.....	44,687	8,128	"					276		
Over 8 but not over 12 ounces each.....	144,723	12,317	"					277		
8 ounces or less.....	1,267,994	126,897	"					277		

TRADE CLASSIFICATION.		IMPORTS FOR CONSUMPTION, 1918.				EXPORTS, 1918.				TRADE BY COUNTRIES, 1914-1918.			
		Unit of Quantity.	Quantity.	Value.	Unit of Quantity.	Canadian Produce.	Foreign Produce.	For Imports see	For Exports see	Canadian.	Foreign.	Page.	
				\$		Quantity.	Value.	Quantity.	Value.	Page.	Page.		
Foodstuffs.—Continued.													
Fish.—Continued.													
Bait fish, fresh, not in barrels.	Lb.	3,000		45						278			
Bait fish, salted, not in barrels.	"									278			
Bait fish, clam or other, fresh or salted.	Brl.					8,049	17,491			278	744		
Bait, clam or other.	Brl.					3,727	7,935				744		
Bait, fish.													
Cod, haddock, ling and pollock.—													
Dry salted.	Lb.	32,727		3,585		772,027	7,088,983	5,038	20,868	279	745	938	
Dry salted or smoked.	"	7,206,800		472,732						279			
Fresh.	"	1,060,868		47,330		14,176,200	761,227	253,700	11,978	280	746	938	
Pickled.	"	620		38		43,706	228,334			280	746	939	
Smoked.	"	400		58		1,347,300	143,405			279	746		
Tongues and sounds.	"					217,000	41,664					939	
Wet salted.	Lb.	63		4		201,817	1,002,330			280	747	939	
Eels.													
Halibut, fresh.	Lb.	492,299		52,330		7,207,700	628,252	3,304,300	340,418	281	748	939	
Halibut, pickled.	"			28						281			
Herrings, canned.	Lb.	519,297		14,362		2,488,773	293,960	4,725	688			940	
Herrings, fresh or frozen.	"	12,896,579		538,142		43,160,000	1,244,831	40,000	1,070	281	749	940	
Herrings, pickled or salted.	"			7,100		122,914	1,232,926	19,722	167,000	281	749	940	
Herrings, smoked.	"	112,188				3,844,100	202,565			282	750	941	
Live fish and fish eggs for propagating purposes.													
Lobsters, canned.	Lb.	109,024		40,401		8,663,949	3,325,117			282			
Lobsters, fresh.													
Mackerel, fresh.	Lb.	12,604		2,349		5,327,968	855,484			283	751		
Mackerel, pickled.	"	63,493		1,436		3,000,600	228,343			283	752		
Oysters, canned in cans not over one pint.	Can	243,404		4,028		47,971	830,116			283	752	941	
Oysters, canned in cans over one pint but not over one quart.		4,053		903						284			
Oysters, canned in cans exceeding one quart.	Quart	2,107		588		150	48			284		942	
Oysters, fresh, in shell.	Brl.	109,263		13,187		936	10,389			285	753	942	
Oysters, shelled, in bulk.	Gal.	18,400		7,108						285			
Oysters, prepared or preserved, n.o.p.	Lb.			135,832						285			
Salmon, canned, prepared or preserved, n.o.p.													
Salmon, clam.													
Salmon, fresh.	Lb.	560,130		44,250		43,777,154	8,478,661	142,598	20,503	285	753	942	
Salmon, pickled or salted.	"	1,151,095		84,512		10,054,700	349,221			285	754		
Salmon, smoked.	Brl.					8,045,700	781,118	344,800	32,558	286	755	943	
Salmon, pickled.	"	25,933		6,143		3,496	74,557			286	755	943	
Salmon or lake trout.	Lb.					5,806	1,180			286	756	943	
Sea fish, other, fresh.	Lb.					2,149,300	162,392			287	757	944	
Sea fish, other, pickled.	Lb.	204,491		13,205		2,377,700	130,041	117,000	8,232	287	757	944	
Sea fish, other, preserved.	Brl.	1,347,171		74,721		2,377,220	2,661		65	287	757	944	
Seed and breeding oysters, imported for the purpose of being planted in Canadian waters.	"	19,909		3,116		4,589,660	66,067	30,088	3,655	287	758		
Smelts.				4,515						288			
Squid.	Lb.			44,995		5,544,800	624,920			288	759		
Other fish, fresh.													
Other fish, not in barrels or half-barrels.	Lb.	253,972		23,836			2,728,679			288	759	945	

## SESSIONAL PAPER No. 10b

Other fish, fresh or dried in barrels or half-barrels.....	"	820,055	98,947	Brl.	171	2,380	289	759	945
Other fish, pickled.....	Lb.	115,588	13,027				289		
Other fish, pickled, not in barrels or half-barrels.....	"	142,957	13,963				290		
Other fish, pickled, or salted in barrels.....	"	23,570	23,570				290		
Other fish, preserved in oil.....		98,381	98,381				290		
Other fish, prepared or preserved, n.o.p.....	Lb.	29,644	5,481				291		
Other fish, smoked or boneless.....		35,252	35,252				291	759	945
Other articles, the produce of the fisheries, n.o.p.....									
Total Fish.....			2,316,629				291	760	945
Fruits and Nuts—Fruits, Dried—									
Apples.....	Lb.	537,354	67,741	Lb.	61,698	6,200	292	761	946
Bananas, dried or evaporated.....	"	1,835,894	252,072				292		
Currents.....	"	2,608,660	363,271				292		
Dates.....	"	2,190,316	196,606				293		
Figs.....	"	15,205,646	1,228,271		2,283	451,395	293	761	946
Prunes and plums, unpeeled.....	"	33,187,420	2,913,268				294		
Raisins.....	"	5,888,898	667,560				294		
Other dried fruits.....									
Total Dried Fruits.....	"	61,454,188	5,688,789		63,981	6,492	295	762	946
Fruits and Nuts—Fruits Green—									
Bananas.....	Brl.	426,229	1,528,660	Brl.	103,626	4,043	296	762	947
Berries, viz.: wild blueberries, wild strawberries, wild raspberries and wild edible berries, n.o.p.....	Bunch	2,143,982	3,280,797				296		
Blackberries, gooseberries, raspberries and strawberries, n.o.p.....	Lb.	7,024,965	685,192				296		
Cherries.....	"	923,139	107,297				297		
Cranberries.....	Brl.	11,514	102,024				297		
Currents.....	Lb.	1,088	123				297		
Grapes.....	"	7,200,484	441,987				298		
Guavas, mangoes, plantains and pomegranates.....			5,321				298		
Lemons and limes.....			813,271				298		
Oranges and shadoofs or grape-fruit.....			4,359,337				299		
Peaches.....	Lb.	13,451,431	496,873				299		
Pineapples.....			316,422				299		
Plums.....	Bush.	150,022	409,097				299		
Quinces, apricots, pears and nectarines.....	Lb.	21,256,605	691,654				300		
Other green fruits.....			35,621				300		
Total Green Fruits.....			13,477,777				300	764	948
Fruits and Nuts—Fruits Preserved or Canned—									
Citron, lemon and orange rinds in brine.....			13,121				301		
Fruits in air-tight cans or other air-tight packages.....	Lb.	7,880,379	677,270				301		
Fruits, preserved in brandy or preserved in other spirits, and containing—									
Not more than 40% of proof spirits.....	Gal.	150	477					764	948
More than 40% of proof spirits.....									
Ginger, preserved.....	Lb.	228,992	23,565						
Jellies, jams and preserves, n.o.p., and condensed mince meat.....	"	210,143	36,517						
Total Preserved or Canned Fruits.....			750,960					764	948

TRADE CLASSIFICATION.		IMPORTS FOR CONSUMPTION, 1918.			EXPORTS, 1918.			TRADE BY COUNTRIES, 1914-1918.		
		Unit of Quantity.	Quantity.	Value.	Unit of Quantity.	Canadian Quantity.	Foreign Produce. Value.	For Imports see	For Exports see	
				\$			\$	Page.	Canadian.	Foreign.
Foodstuffs—Continued.										
Fruits and Nuts—Nuts—										
Almonds, not shelled.....		Lb.	950,823	125,380				304		
Almonds, shelled.....		"	1,214,582	342,755				304		
Brazil nuts, not shelled.....		"	1,300,866	138,593				305		
Peanuts, not shelled and shelled peanuts.....		"	8,984,869	870,536	Lb.	19,168	2,347	305	761	949
Walnuts, not shelled.....		"	901,994	125,033				306		
Other nuts, not shelled.....		"	6,625,498	638,988				306		
Other nuts, shelled.....		"	2,516,593	806,484				307		
Total Nuts.....		"	22,495,225	3,047,769	"	19,168	2,347	307	764	949
Total Fruits and Nuts.....									765	949
Groceries.										
Honey in the comb or otherwise, and imitations thereof.....		Lb.	283,967	52,717			77,468	98,487	765	949
Hops.....		"	749,570	188,970	"	83,409	13,012	766	766	950
Milk and Cream—										
Cream, fresh.....									766	951
Milk, fresh.....									767	
Milk and cream, condensed, canned or preserved.....		Lb.	110,274	11,951				310	767	950
Milk food and other similar preparations.....								310		
Total Milk and Cream.....									768	951
Mustard, ground.....		Lb.	786,225	224,132				311		
Mustard, French liquid.....		"		39,148				311		
Pickles, Sauces and Catsups—										
Olives, in brine, imported by manufacturers, for the manufacture of pickles.....		Gal.	144,917	79,633						
Olives in brine, not bottled.....		"	19,403	14,311				312		
Pickles in bottles, jars or similar vessels.....		"	19,916	24,787				312		
Pickles in bulk.....		"	48,928	20,842				313		
Sauces and catsups, in bottles.....		"	172,299	252,702				314		
Sauces and catsups, in bulk.....		"	58,185	20,173				314		
Soy.....		"	76,735	37,084				315		
Total Pickles, Sauces and Catsups.....		"	540,333	449,532				315		
Provisions—										
Butter.....		Lb.	494,049	136,269	Lb.	4,926,154	2,000,457	316	768	951
Cheese.....		"	343,269	118,635	"	160,530,753	36,602,504	316	769	952
Eggs.....		Doz.	4,274,452	1,504,234	Doz.	4,896,791	2,271,299	317	770	952
Lard.....		Lb.	1,515,717	304,738	Lb.	1,955,222	525,382	317	770	952





No. 18—IMPORTS ENTERED FOR CONSUMPTION AND EXPORTS DURING FISCAL YEAR ENDED MARCH 31, 1918; WITH REFERENCES TO TABLES OF TRADE BY COUNTRIES, 1914 TO 1918—Continued.

TRADE CLASSIFICATION.	IMPORTS FOR CONSUMPTION, 1918.			EXPORTS, 1918.				TRADE BY COUNTRIES, 1914-1918.	
	Unit of Quantity.	Quantity.	Value. \$	Unit of Quantity.	Canadian Produce.		Foreign Produce Value. \$	For Imports see Canadian.	For Exports see Canadian, Foreign.
					Quantity.	Value. \$		Page.	Page.
<b>Foodstuffs—Continued</b>									
Sugar, Syrup and Molasses—Continued.									
Molasses of cane, testing by polariscope under 35 degrees but not less than 20 degrees.....	Gal.	143,642	39,462					329	
Molasses produced in the process of the manufacture of cane sugar from the juice of the cane without any admixture with any other ingredient, when imported direct from the place of production, or its shipping port, in the original package in which it was placed at the point of production and not afterwards subjected to any process of treating or mixing, testing by polariscope not less than 35 degrees nor more than 36 degrees.....	"	20,607	8,876	Gal.			17,773	329	957
Molasses, testing over 36 degrees and not more than 75 degrees by the polariscope.....	Lb.							330	
Molasses not testing more than 56 degrees by the polariscope, the Molasses of any British country entitled to the benefits of the British Preferential Tariff when produced from sugar cane and imported direct, by ship, from the country of production, or from any British country, in the original package in which it was placed at the point of production and not afterwards subjected to any process of treating or mixing.....	Gal.	4,918,886	1,969,356					330	
Molasses and syrups of all kinds, the product of the sugar cane or beet, n.o.p. included.....	Lb.	4,564,983	173,075					331	
Sugar, n.o.p. included.....			339					331	
Sugar candy, and confectionery of all kinds, n.o.p. including sweetened gums, candied peel, candied pop corn, candied fruit, candied nuts, flavoured breads, custard powders, jelly powders, sweetmeats, sweetened breads, cakes, pies, puddings and all other confections containing sugar.....	Lb.	2,629,170	407,810			562,321		331	777
Sugar, above No. 16 D.S. in colour, and all refined sugars of whatever kinds, grades or standards, testing not more than 88 degrees by the polariscope.....	"	2,257,316	99,091					332	
Sugar, n.o.p. not above No. 16 D.S. in colour; sugar drainings, or pumpings drained in transit, melado or concentrated melado, tank bottoms and sugar concrete.....	"	765,633,368	36,509,967	Lb.	136,945,375	8,976,086	66,932	332	779
Sugar-house syrup.....				Gal.				333	779
Total Sugar, Syrup and Molasses.....			39,484,978			10,080,861	28,042	334	779
<b>Tea—</b>									
Tea of Ceylon, black, imported direct from Ceylon or purchased in bond in the United Kingdom.....	Lb.	13,061,404	3,511,132					334	
Tea of Ceylon, black n.o.p.....	"	182,506	41,367					335	
Tea of Ceylon, green, imported direct from Ceylon or purchased in bond in the United Kingdom.....	"	500,718	152,361					335	
Tea of Ceylon, green, n.o.p.....	"	9,112	1,906					335	
Tea of China, black, imported direct from China or purchased in bond in the United Kingdom.....	"	1,743,770	308,064					336	

## SESSIONAL PAPER No. 106

Lb.	8,940	1,831	Lb.	2,830,393	970,358	334	959
Tea of China, black, n.o.p.	712,493	139,756				336	
Tea of China, green, imported direct from China or purchased in bond in the United Kingdom	21,770	4,619				337	
Tea of China, green, n.o.p.							959
Tea of India, black, imported direct from India or purchased in bond in the United Kingdom	21,807,909	5,332,585				337	
Tea of India, black, n.o.p.	359,548	55,447				337	
Tea of India, green, imported direct from India, or purchased in bond in the United Kingdom	208,174	54,673				337	
Tea of India, green, n.o.p.	2,198	471				338	
Tea of Japan, green, imported direct from Japan or purchased in bond in the United Kingdom	7,078,331	1,313,565				338	
Tea of Japan, green, n.o.p.	29,751	6,956				338	
Tea of other countries, black, imported direct from country of growth or purchased in bond in the United Kingdom	12,391,022	2,719,059				339	
Tea of other countries, black, n.o.p.	151,073	39,382				339	
Tea of other countries, green, imported direct from country of growth or purchased in bond in the United Kingdom	80,019	17,727				339	
Tea of other countries, green, n.o.p.	14,381	4,496				340	
Total Tea	58,333,119	13,713,427	"	2,830,393	970,358	340	959
Vegetables—							
Beets, sugar			Ton.	23,448			
Melons	2,383,615	223,443				341	780
Potatoes, sweet, and yams	43,888	68,877				341	
Potatoes, n.o.p.	481,037	811,049	Bush.	3,318,185	600	341	959
Tomatoes, fresh	233,744	532,345				342	
Tomatoes and cooked corn in cans or other air-tight packages	8,538,932	704,234				342	
Vegetables and baked beans in cans or other air-tight packages, n.o.p.	6,034,581	526,828				343	959
Turnips			Bush.	13,730,824	29,676	343	
Vegetables, n.o.p.						343	781
	1,754,779			689,199	7,652	343	782
Total Vegetables	4,621,555			19,034,528	37,928	344	960
Vinegar above strength of proof	44,333	4,111				344	
Vinegar of any strength not exceeding strength of proof	107,894	29,034	Cad.			345	960
Yeast cake	185	33				345	
Yeast, compressed in packages weighing less than 50 pounds	2,006	587				345	
Yeast, compressed in bulk or mass of not less than 50 pounds	2,013,195	524,072				346	
Recapitulation—Foodstuffs				711,444,019	12,921,739	346	961
		36,909,846				347	
osils		10,787				347	
country facings of all kinds		49,131				347	
Fullers earth in bulk only		15,984				347	
Furs, Hides and Leather—							
Furs—							
Astrachan or Russian hare skins and China goat skins, plates or rugs, wholly or partially dressed but not dyed		133,172				348	962
Fur skins, undressed, the produce of marine animals		3,765		49,609		348	
Fur tails in the raw state		139				348	
Fur skins of all kinds, not dressed in any manner, n.o.p.		2,894,365		8,024,023	575,252	348	961
Fur skins wholly or partially dressed, n.o.p.		518,721		94,514	2,438	349	961
Caps, hats, muffs, tippets, capes, coats and cloaks of fur and other manufactures of fur, n.o.p.		417,308		31,166	15,413	349	962
Total Furs		3,967,470		8,199,312	593,103	350	962

9 GEORGE V, A. 1919

No. 18—Imports Entered for Consumption and Exports during Fiscal Year ended March 31, 1918; with References to Tables of Trade by Countries, 1914 to 1918—Continued.

TRADE CLASSIFICATION.	IMPORTS FOR CONSUMPTION, 1918.			EXPORTS, 1918.				TRADE BY COUNTRIES, 1914-1918.	
	Unit of Quantity.	Quantity.	Value. \$	Unit of Quantity.	Canadian Quantity.	Canadian Value. \$	Foreign Quantity.	Foreign Produce. Value.	For Imports see Page.
Furs, Hides and Leather— <i>Continued.</i>									
Hides and skins other than Fur—	Lb.	25,281,994	8,774,378			8,159,269		59,890	963
Horns, horns strips, horn and horn tips, in the rough, not polished or otherwise manufactured than cleaned.			20			21,049		786	963
Pelts, raw.			19,891			737,619		351	963
Tails.						7,126		787	
Total Hides and Skins other than Fur.			8,794,289			8,925,063		62,459	963
Leather, Unmanufactured—									
Belted leather of all kinds.			36,276						352
Calf, kid or goat, lamb and sheep skins, tanned.			72,907						353
Calf, kid, or goat, lamb and sheep skins, dressed, waxed or glazed.			1,537,305						353
Glove leathers, tanned or dressed, coloured or uncoloured, imported by glove manufacturers for use exclusively in their own factories in the manufacture of gloves.			2,196,937						353
Harness leather.			50,439			3,285,927			353
Japaned, patent or enamelled leather and Morocco leather, and leather in imitation of Morocco leather.			15,924	Lb.	5,141,729				964
Skins for Morocco leather, tanned but not further manufactured.			454						353
Sole leather.			63,504	Lb.	3,763,497	1,921,945	3,140	1,617	354
Tanners' scrap.			24,412						354
Upper leather, not dressed, waxed or glazed.			14,742						354
Upper leather, including dongola, cordovan, kangaroo, alligator and all leather, dressed, waxed or glazed, or further finished than tanned, n.o.p., and chamolais skins.			429,026						355
Other leather, dressed, waxed or glazed or further finished than tanned, n.o.p.			151,499			581,039		47,217	965
Other leather and skins, n.o.p.			253,297						355
Total Leather, Unmanufactured.			4,849,742			8,412,090		100,015	965
Leather, Manufactured—									
Boots and shoes, pegged or wire fastened, with unstitched soles, close edged.			14,430						356
Boots and shoes, slippers and insoles of leather, n.o.p.			3,164,708			905,087		70,652	965
Harness and saddlery, including horse boots.			159,102			535,009		783	966
Leather belting.			149,680			1,134,065		12,660	966
All other manufactures of leather and raw hide, n.o.p.			578,949						357
Total Leather, Manufactured.			4,066,869			2,574,161		84,095	966
Total Leather.			8,916,611			10,986,221		244,140	967
Recapitulation—Furs, Hides and Leather.			21,678,370			28,110,596		899,702	967



[illegible]

9 GEORGE V, A. 1919

No. 18—IMPORTS Entered for Consumption and Exports during the Fiscal Year ended March 31, 1918; with References to Tables of Trade by Countries, 1914 to 1918.—Continued.

TRADE CLASSIFICATION.	IMPORTS FOR CONSUMPTION, 1918.				EXPORTS, 1918.				TRADE BY COUNTRIES, 1914-1918.			
	Unit of Quantity.	Quantity.	Value.	Unit of Quantity.	Canadian Produce.		Foreign Produce.	Value.	For Imports see		For Exports see	
					Quantity.	Value.			Page.	Page.	Page.	Page.
Grease, Oil, Soap and Wax—Concluded.												
Oils—Fish												
Codfish oil.....	Gal.	1,628	4,170									
Cod oil, n.o.p.....	"	369,498	327,411	Gal.	714,684	615,136		11,523	369		369	
Seal oil.....	"	31,269	76,881	"	56,375	27,817			370		370	968
Whale and spermaceti oil.....	"	81,235	11,083	"	101,452	104,309			371		371	969
Other fish oil.....	"	85,939	93,087	"	65,318	52,969			371		371	969
Total Fish Oils.....	"	547,569	524,604	"	917,859	800,284		11,523	371		371	969
Oils—Mineral—												
Asphaltum oil.....												
Carbolic or heavy oil.....	Gal.	226,907	55,634									
Coal and kerosene, distilled, purified or refined.....	"	11,888,471	937,763	Gal.	22,600	6,073		7,668	372		372	
Crude petroleum, gas oils other than naphtha, benzine and gasoline higher than .8255 but not less than .775 specific gravity at 60 degrees.....	"								372		372	970
Crude petroleum in its natural state, .7900 specific gravity or heavier at 60 degrees temperature, when imported by oil refiners to be refined in their own factories.....	"	866,902	66,946						373		373	
Gasoline under .725 specific gravity at 60 degrees temperature.....	"	191,076,057	9,456,209	"	58,024	5,485,30,520,740		1,546,516				969
Illuminating oils composed wholly or in part of the products of petroleum, coal, shale or lignite, costing more than 30 cents per gallon.....	"	13,657,288	2,983,796						373		373	
Naphtha and gasoline.....	"	161,633	98,404	Gal.	12,550	3,817		16,411	374		374	970
Petroleum imported by miners or mining companies or concentrating establishments for use in the concentration of ores of metals in their own concentrating establishments.....	Gal.	409	118									
Petroleum, not including crude petroleum imported to be refined or illuminating or lubricating oils) .8253 specific gravity or heavier at 60 degrees temperature.....	"	145,873,118	6,442,270						374		374	
Products of petroleum, n.o.p.....	"	21,631,925	3,416,511						375		375	
Total Mineral Oils.....			23,505,949	Gal.	93,174	15,375,30,704,702		1,570,595	375		375	971
Oils—Other than Fish and Mineral—												
Animal oil, lard.....												
Animal oil, neatfoot.....	Gal.	27,443	24,698	"								
Animal oil, other, n.o.p.....	"	7,903	9,936	"								
Cresote oil.....	"	165,854	257,232	"	106,700	184,634			375		375	
Essential oils, peppermint.....	Lib.	16,171	44,600	"	2,347,311	205,497		283	376		376	971
Essential oils, other, n.o.p.....	"	328,263	477,090						376		376	
Lubricating oils composed wholly or in part of petroleum and costing less than 25 cents per gallon.....	Gal.	2,837,250	481,126									
Lubricating oils, n.o.p.....	"	1,845,710	650,365						377		377	
Vegetable Oils—												
Castor.....	"	43,725	84,227						378		378	
Cocconut, palm and palm kernel, not edible, peanut and soya bean for manufacture of soap.....	"	2,081,672	2,466,750						379		379	

## SESSIONAL PAPER No. 10b

Cocunut oil, n.o.p.	32,589	50,452				379	
Contraised, crude, for the manufacture of refined cotton seed oil.	1,088,501	5,366,253				380	
Cotton seed, refined, edible, and peanut for canning fish.	45,615	70,291				380	
Cotton seed oil, n.o.p.	115,294	118,574	Gal.		349,933	798	472
Flaxseed or linseed oil, raw or boiled.	382,015	43,128	Lb.			381	
Olive, for manufacturing soap or tobacco or for canning fish.	33,124	60,950	Gal.			381	
Olive oil, n.o.p.	146,970	268,548	Lb.			382	
Palm, bleached, and Shea butter.	3,690	842	Lb.			382	
Rosin oil and Chinawood oil.	961	499,167	Gal.			382	
Residue seed oil.	172,245	133,649	"			383	
Vegetable oil, not otherwise provided for.	317,913	198,096	"			383	
All other oils, not elsewhere specified.						383	
Total Oils other than Fish and Mineral.						384	472
Total Oils.						384	472
Soap—							
Castile.	100,696	18,422	Lb.			385	
Common or laundry.	5,867,817	435,414	"			385	
Hammes soap.	151,690	11,608	"			385	
Pearline and other soap powders.	3,363	628	"			386	
Toilet soap.	1,152,227	60,700	Lb.		3,530	800	473
Whale-oil soap.	487,035	1,380	Lb.			386	
Soap, n.o.p., including pumice, silver and mineral soaps, sapollo and like articles.	19,384	141,676				387	
Total Soap.						387	473
Tallow.						388	474
Wax—							
Beeswax.	201,875	77,891	Lb.			388	
Mineral wax.	1,680,921	153,533	Cwt.		338	800	474
Paraffine wax.	17,101	17,101				388	
Sealing wax.	594,917	107,402	Lb.			389	
Vegetable and mineral wax, n.o.p.	86,841	86,841				389	
Other wax.						389	
Total Wax.						390	
Recapitulation—Grease, Oil, Soap and Wax.						390	474
Gun or pistol covers or cases, game bags, loading tools, and cartridge belts of any material.						391	
Cut—Cat-gut or worm cut unmanufactured, adapted for the manufacture of whip or other cord or of ligatures.						391	
Gutta-percha and India-rubber—							
Balata, crude.	4,036	3,217	Lb.			391	
Belt.		143,528				391	475
Boots and shoes.		306,088				392	475
Clothing and clothing made waterproof with India-rubber.		430,432				392	475
Pillots of cotton and rubber, not exceeding seven inches wide, when imported by manufacturers of card clothing, for use exclusively in the manufacture of card clothing in their own factories.		1,328				392	
Hard rubber, in sheets, but not further manufactured, also hard rubber in strips or rods but not further manufactured, when imported for use in Canadian manufactures.						392	
Hard rubber, unfinished, in tubes, for the manufacture of fountain pens.						393	

No. 18—IMPORTS Entered for Consumption and Exports during Fiscal Year ended March 31, 1918; with References to Tables of Trade by Countries, 1914 to 1918—*Continued.*

TRADE CLASSIFICATION.	IMPORTS FOR CONSUMPTION, 1918.				EXPORTS, 1918.				TRADE BY COUNTRIES, 1914-1918.			
	Unit of Quantity.	Quantity.	Value.	Unit of Quantity.	Canadian Produce.		Foreign Produce.	Value.	For Imports see		For Exports see	
					Quantity.	Value.			Page.	Canadian.	Page.	Foreign.
Gutta-percha and India Rubber— <i>Concluded.</i>			\$									
Hose, including cotton or linen lined with rubber			111,999			159,288		570	393	803	975	
Mats and matting			4,021						393	803		
Packing			95,950						394			
Rubber and gutta-percha, crude caoutchouc or India-rubber unmanufactured	Lb.	13,085,645	7,611,621						394			
Rubber powdered	"	2,106,809	140,234						395			
Rubber, recovered	"	4,437,772	722,701						395			
Rubber substitute	"	549,036	59,171						396			
Rubber thread not covered	"	37,466	55,139						396			
Tires of rubber for vehicles of all kinds			2,052,442			859,712		47,545	396	804	975	
Waste				Lb.	3,552,900	262,709				804	976	
Other manufactures of India-rubber and gutta-percha, n.o.p., and rubber cement			1,072,157			92,847		2,856,885	397	804	976	
Recapitulation—Gutta-percha and India-rubber			12,864,355			2,911,505		2,915,855	397	805	976	
Hay	Ton.	2,686	69,413				2	195	397	805	977	
Ice			3,723						398	806	977	
Indian work										806	977	
Ivory—												
Ivory nuts, vegetable			52,740						398			
Ivory, unmanufactured (animal)			2,484						398			
Piano-key ivories			179,741						398			
Veneers of ivory, unmanufactured			2,688						399			
Other manufactures of ivory									399			
Recapitulation—Ivory			237,653						399			
Jewellery, n.o.p.			871,316						399	806	977	
Junk, old, n.o.p.			38,308						400	807	978	
Lamps and lanterns										807	978	
Leeches			1,336						400			
Life-saving appliances, miners rescue and automatic resuscitation apparatus for artificial breathing			16,951						400			
Lime			77,911						401	808	978	
Machine card-clothing			99,369						401			
Magic lanterns and slides therefor and moving picture machines			1,302,608						401			
Mattresses, hair, spring and other			2,641						401			
Menageries, horses, cattle, carriages and harness of			52						402	808	978	
Metals and Minerals—												
Alumina			1,755,720						402			
Aluminium in ingots, blocks, bars, rods, strips, sheet or plates	Lb.	1,651,097	318,444						402	808	979	



Aluminum leaf or foil	87, 671					405
Aluminum tubing, lengths of not less than 6 feet, not bent, polished or otherwise manufactured	5, 535					403
Aluminum manufactures of n.o.p.	133, 121					403
Alloys of nickel, zinc, copper, silver or gold	8, 118					403
Arsenic						
Asbestos						
Asbestos sand and waste						
Asbestos in any form other than crude, and all manufactures of						
Babbit metal in blocks, bars, plates and sheets	528, 054					
Bismuth, metallic, in its natural state	31, 389					
Black lead	16, 238					
Blanketing and lapping and discs or mills for engraving copper rollers, imported by cotton manufacturers, calico printers, and wall paper manufacturers for use in their own factories only	23, 189					
Brass—						
Brass in bars and rods, in coils or otherwise, not less than 6 feet in length						
Brass in strips, sheets or plates, not polished, planished or coated	425, 192					
Brass in blocks, ingots or pigs	361, 042					
Brass cups adapted for use in the manufacture of electric batteries	266, 663					
Brass caps, being rough blanks for the manufacture of paper shells or cartridges, when imported by manufacturers of brass and paper shells and cartridges, for use exclusively in the manufacture of such articles in their own factories	10, 229					
Glove fasteners, metal, shoe eyelets, corset eyelets, shoe eyelet hooks and shoe lace wire fasteners	385, 531					
Nails, tacks, rivets and burrs or washers	488, 986					
Old and scrap						
Pumps, hand, n.o.p.	269, 090					
Tubing not polished, bent or otherwise manufactured, in lengths not less than 6 feet	52, 342					
Wire cloth, or woven wire of brass, n.o.p.	11, 619					
Wire, plain	845, 588					
Other manufactures of brass	505, 730					
	2, 087, 504					
Total Brass	5, 410, 881					
Britannia metal in pigs, blocks or bars						
Britannia metal manufactures of, not plated	196					
Buckles and clasps of iron, steel, brass or copper, all kinds, n.o.p. (not being jewellery)	9, 550					
Cages—Bird, parrot, squirrel and rat, of wire, and metal parts thereof	161, 439					
Cinabar	3, 293					
Cobalt						
Cobalt, metallic						
Cobalt alloys						
Composition metal and plated metal, in bars, ingots or cores, for the manufacture of watch cases, jewellery, filled gold and silver seamless wire						
Copper—						
Copper, fine, contained in ore, matte, regulus, etc.	20, 134					
Copper, in bars and rods in coil or otherwise, in lengths of not less than 6 feet, unmanufactured						
Copper, in blocks, pigs or ingots						
Copper, in strips, sheets or plates, not polished, planished or coated						
Copper nails, tacks, rivets and burrs or washers						
Copper, old and scrap						
Copper rollers adapted for use in calico printing						

No. 18—IMPORTS Entered for Consumption and Exports during Fiscal Year ended March 31, 1918; with References to Tables of Trade by Countries, 1914 to 1918.—*Continued.*

TRADE CLASSIFICATION.	IMPORTS FOR CONSUMPTION, 1918.			EXPORTS, 1918.				TRADE BY COUNTRIES, 1914-1918.		
	Unit of Quantity.	Quantity.	Value.	Unit of Quantity.	Canadian Produce.		Foreign Produce.	For Imports see	For Exports see	
					Quantity.	Value.			Page.	Page.
<b>Metals and Minerals—Continued.</b>			\$			\$				
<i>Copper—Concluded.</i>										
Copper tubing in lengths of not less than 6 feet, and not polished, bent or otherwise manufactured	Lb.	927, 265	429, 302						413	
Copper wire cloth, or woven wire of copper.			4, 674						413	
Copper wire, plain, tinned or plated.	Lb.	68, 084	22, 541						413	
Other manufactures of, n.o.p.			270, 636						414	
Total Copper			8, 545, 300						414	813
Cryolite or kryolite.									414	
Frames not more than 10 inches in width, clasps and fasteners, adapted for use in the manufacture of purses and chateleino bags or reticules	Cwt.	13, 702	131, 236						415	
Furniture springs			22, 403						415	
Gas, coal oil or other lighting fixtures, including electric light fixtures or parts thereof of metal, lava or other tips, burners, collars, galleries, shades and shade holders.			456, 323						415	
Gas mantles and incandescent gas burners			109, 332						415	
Gas meters and finished parts thereof			45, 576						416	
Gold and Silver—									416	
Electro-plated ware and gilt ware, n.o.p.			146, 945						416	813
Gold-bearing quartz, dust, nuggets, etc.			40, 037			13, 688, 700			416	980
Gold, silver and Dutch or sellag metal leaf			40, 037						416	
Silver and other coin, foreign, except gold										
Silver, metallic, contained in ore				Oz.						814
Silver bullion					17, 540, 374	14, 938, 017				814
Silver contained in ore, concentrates, etc.			88, 152		4, 420, 453	3, 490, 554				814
Sterling or other silverware, n.o.p.			17, 672						417	
Other manufactures of gold and silver, n.o.p.									417	
Total Gold and Silver			292, 810			32, 117, 271			417	815
			1, 325, 309						418	
Ingot moulds, glass moulds of metal.										
Iron and Steel—										
Agricultural Implements—										
Binding attachments.			10, 033						418	
Cultivators, weedeers and parts of			127, 061	No.	6, 463	185, 349	4		418	815
Drills, seed	No.	11, 343	502, 585		9, 203	537, 317	1		418	816
Farm, road or hold rollers.			7, 130						419	
Forks, pronged		18, 133	11, 372						419	
Harrows and parts of			393, 971	No.	3, 969	91, 008	3		419	816
Harvesters, self-binding.	No.	5, 261	685, 540		7, 065	867, 294	1		419	817
Hay loaders.		216	14, 473						419	
Hay tedders.		364	14, 097						420	
Hoes.		18, 156	7, 342						420	
Knives, edging		1, 129	251						420	
Knives, hay or straw		1, 457	1, 457						421	
Lawn mowers.		14, 632	69, 264						421	

## SESSIONAL PAPER No. 10b

Manure spreaders	No.	627	50,410						421
Mowing machines		5,241	228,080	No.	10,061	445,038	1	46	98
Plooughs and parts of	No.	2,550	350	"	23,958	1,197,631	44	10,683	982
Post-hole diggers	No.	7,246	7,126						422
Potato diggers	"	968	45,614						422
Rakes, horse	"	2,200	55,454	No.	3,744	95,713			819
Rakes, n.o.p.	"	8,013	3,130						423
Reapers	"	119	7,823	No.	1,039	69,621			820
Scythes	Doz.	2,610	17,910						423
Seeders				No.		850			821
Sickles or reaping hooks	Doz.	589	836						424
Snaths	"	10	71						424
Spades and shovels	"	2,670	11,332						424
Spade and shovel blanks	"	343	1,268						425
Other agricultural implements			101,591			312,995		15,453	982
Parts of agricultural implements, n.o.p.			503,200			990,010		10,073	983
Total Agricultural Implements			5,428,780			4,792,757		38,710	983
Anchors for vessels	Cwt.	10,308	81,793						426
Angles, beams, channels, and other rolled shapes of iron or steel, not punched, drilled, or further manufactured than rolled, weighing not less than 35 lb. per lineal yard, not being square, flat, oval or round shapes, and not being railway bars or rails	"	1,317,542	4,653,355						426
Angles, tees, beams, channels, girders, and other rolled shapes or sections not punched, drilled or further manufactured than rolled, n.o.p.	"	889,898	3,192,717						426
Anvils and vises			119,149						427
Axles and axle parts, n.o.p., and axle blanks and parts thereof of iron or steel, for railway, tramway or other vehicles			2,586,429						427
Ball bearings—Flat steel, cold rolled, not over $\frac{3}{4}$ inch thick, for the manufacture of cups and cones for ball bearings	Cwt.		106,947						427
Balls, steel, adapted for use on bearings of machinery and vehicles									427
Bands, strips or sheets, No.14 gauge or thinner, coated, polished or not, and rolled iron or steel sections, not being ordinary square, flat, or round bars, when imported by manufacturers of saddlery, hardware and hames			91,123	Ton.	74,524	7,716,318	482	40,748	984
Bars and rods									428
Bars, band, hoop, scroll or strip, sheet or plate of any size, thickness or width, galvanized or coated with any material, or not, and steel blanks for the manufacture of milling cutters when of greater value than 3¢ cents per pound	Cwt.	1,983,628	13,606,345						428
Bar iron or steel, rolled, whether in coils, bundles, rods or bars, comprising rounds, ovals, squares and flats, n.o.p.	"	987,870	3,237,190						428
Bars or sheets of steel, to be used exclusively in the manufacture of shovels	"	42,614	168,221						429
Bayonets, swords, fencing foils and masks			6,582						429
Billets of iron or steel, weighing not less than 60 lbs. per lineal yard	Cwt.	166,238	578,502						429
Billets of steel, n.o.p.		5,580	17,725						430
Billets, ingots and blooms				Ton.	53,660	2,299,378	189	9,662	983
Bridges or parts thereof, iron or steel structural work, columns, shapes or sections, trilled, punched, or in any further state of manufacture than as rolled or cast, n.o.p.			154,792						430
Bridges and tunnels crossing the boundary, materials to be used in Canada in the construction of									430
Butts and hinges, n.o.p.			118,455						430
Cart or wagon skids or boxes	Lib.	230,886	21,266						431
Castings, malleable iron, when imported by manufacturers of mowers, binders, harvesters and reapers			282,067						431
Castings, n.o.p.			2,044,093			662,840		46,614	984



No. 18—IMPORTS Entered for Consumption and Exports, during Fiscal Year ended March 31, 1918; with References to Tables of Trade by Countries, 1914 to 1918—*Continued.*

	IMPORTS FOR CONSUMPTION, 1918.			EXPORTS, 1918.			TRADE BY COUNTRIES, 1914-1918.		
	Unit of Quantity.	Quantity.	Value.	Unit of Quantity.	Canadian Produce.		Foreign Produce.	For Imports see	For Exports see
					Quantity.	Value.		Canadian.	Foreign.
<b>Metals and Minerals—Continued.</b>									
<b>Iron and Steel—Continued.</b>									
Chains, coil chain, chain links including repair links and chain shackles, of iron or steel, 1½ inch in diameter and over.....	Cwt.	3,498	31,028					432	
Chains, coil chain and links including repair links and chain shackles of iron or steel, n.o.p.	"	6,660	66,715					432	
Chain, malleable sprocket or link belting, for the manufacture of agricultural implements.....			253,290					432	
Chains, n.o.p.			282,277					433	
Chains—Rolled round rods in the coil, of iron or steel, for the manufacture of.....	Cwt.	52,148	160,992					433	
Chromatic iron.....				Ton	17,422	327,441			825
Chrome steel.....	Cwt.	1,674	34,159					433	
Cream separators and steel bowls for.....			477,880			116,278	6,466	434	884
Cream separators—materials which enter into the construction and form part of, when imported by manufacturers of cream separators to be used in the manufacture thereof, and articles of metal for use in the manufacture of cream separator parts.....			520,916					434	
Cutlery—Pen-knives, jack-knives and pocket-knives of all kinds.....			233,507					434	
Cutlery—Knives and forks of steel, plated or not, n.o.p.			227,585					435	
Cutlery, n.o.p.			489,164					435	
Engines, boilers, etc. (see also "Machinery")—									
Boilers, steam, and parts of.....			264,065					435	
Boilers, n.o.p., and parts of.....			166,832					435	
Fire engines, n.o.p.	No.	7	12,250					436	
Gasoline and gas engines.....	"	56,521	6,665,635					436	
Locomotives for railways.....	"	64	324,635	No.	895	172,024	258	436	884
Locomotive parts.....			171,767					436	
Motor cars for railways and tramways.....	No.	163	491,990					437	
Steam engines.....	"	166	340,303					437	
Fire-bricks and magnesite containing more than 15% manganese and spiegeleisen containing not more than 15% ferromanganese, and other ferro alloys, n.o.p.	Ton	12,849	1,667,581					438	
Fire-silicon containing more than 15% silicon.....	Cwt.	15,965	489,913					438	
Fire-silicon containing not more than 15% silicon.....	"	107	1,797					438	
Fire-silicon and ferro compounds.....	"	16,752	40,388					439	
Fire extinguishing machines, including sprinklers for fire protection, flat eye-bar blanks, not punched nor drilled, for use exclusively in the manufacture of bridges, or of steel structural work, or in car construction.....			106,055	Ton	29,643	2,436,752	304	439	826
Forgings of iron or steel, of whatever shape or size, or in whatever stage of manufacture, n.o.p., and hammered, drawn or cold rolled iron or steel bars or shapes, n.o.p.	Ton	875	131,833					439	
Gas buoys: Articles for the manufacture of gas buoys and gas beams for the Government of Canada or for export.....	Lb.	14,025,081	1,214,386					439	
Gas buoys and parts of.....			4,982					440	826
						85			955





No. 18—Imports Entered for Consumption and Exports during Fiscal Year ended March 31, 1918; with References to Tables of Trade by Countries, 1914 to 1918.—*Continued.*

TRADE CLASSIFICATION.	IMPORTS FOR CONSUMPTION, 1918.				EXPORTS, 1918.				TRADE BY COUNTRIES, 1914-1918.			
	Unit of Quantity.	Quantity.	Value. \$	Unit of Quantity.	Canadian Quantity.	Foreign Quantity.	Value. \$	Unit of Quantity.	For Imports see	Page.	For Exports see	Page.
Metals and Minerals— <i>Continued.</i> Iron and Steel— <i>Continued.</i> Machinery— <i>Continued.</i>												
Mining, smelting and reducing machinery, and machinery for use exclusively in mining or metallurgical operations, n.o.p.			809,895							448		
Ore crushers and rock crushers, stamp mills, Cornish and belted rolls, rock drills, air compressors and percussion coal cutters...			706,266							449		
Paper and pulp mill machinery...			1,320,450							449		
Portable machinery, n.o.p., and parts of...			29,398							449		
Presses, printing and lithographic...			423,767							449		
Printing presses, newspaper, of not less value by retail than \$1,500 each, of a class or kind not made in Canada...	No.	54	220,214							449		
Rolling-mill machinery...			415,963							450		
Ruling, folding, binding, embossing, creasing or cutting machinery when for use by printers, bookbinders and by manufacturers of articles made from paper or cardboard, including parts thereof.	No.	120	353,975							450		
Saw and planing mills, portable...	No.	15,137	226,889							450		
Saw-mill machinery...	No.	15,137	348,741				154,907			451	828	986
Sewing machine parts...	No.	21	60,774							451		
Sewing machine attachments...	No.	2,115	326,017							451		
Shovels, steam and electric...	No.	2,115	1,532,843	No.	1,172	274,764	750			452	829	986
Thrashing machine separators...	No.	1,108	530,118							452		
Baggies, weighers and self-feeders thereof and finished parts thereof for repairs, when imported separately...	No.	1,108	1,010,269							452		
Traction engines for farm purposes, costing not more than \$1,400 in the country of production...	No.	1,108	77,195							453		
Traction engines, parts of, such as automobile traction attachments for farm purposes...	No.	21	69,528							453		
Traction ditching machines (not being ploughs), adapted for tile drainage on farms, valued by retail at not more than \$3,000 each, and parts thereof for repairs...	No.	21	601,738							453		
Typewriting machines and typewriting machines and parts thereof, adapted for use in printing offices...	No.	12,549	722,053	No.	1,974	82,833	18,724			453	829	987
Typewriting machines, domestic...	No.	17,509	330,767				7,470			454	830	987
Washing machines...	No.											
Well-drilling machinery, and apparatus of a class or kind not made in Canada for drills, for water, natural gas or oil and for prospecting for minerals, not to include motive power...	No.		5,307							454		
Windmills and complete parts thereof...	No.		84,706							454		
Other machinery composed wholly or in part of iron or steel, n.o.p., and iron or steel integral parts of...	No.		14,943,662				2,921,581			454	831	987
Total Machinery...	No.		35,183,844				3,448,407			455	831	988

## SESSIONAL PAPER No. 106

Nail rods, rolled, under half an inch in diameter, for the manufacture of horse shoe nails.....	Cwt.	26,727	102,075				455
Nails, brads, spikes and tacks of all kinds, n.o.p.....	Lb.	305,712	52,154				455
Nails and spikes, cut (ordinary builders').....	Cwt.	631	2,466				456
Nails, spikes, composition and sheathing nails.....	Lb.	17,835	1,701				456
Nails, wire, of all kinds, n.o.p.....	Cwt.	189,456	762,566				456
Needles of any material or kind, n.o.p.....			217,565				457
Nuts, rivets and bolts, with or without threads; nut, bolt and hinge blanks, and T and strap linges of all kinds, n.o.p.....	Cwt.	67,456	641,136				457
Nuts, rivets and bolts, with or without threads; nut and bolt blanks.	Ton.	2,203,506	5,094,339	Ton.	157,912	670,321	458
Pig iron.....	"	81,671	2,876,026	"	10,535	417,507	458
Pig iron (charcoal).....	"	458	14,749		64	3,385	458
Pipe, cast iron, of every description.....	Cwt.	42,127	140,085				459
Pipe, fittings for iron or steel pipe of every description.....			928,950				459
Pipe, iron or steel, not butt or lap welded, and wirebound wooden pipe, not less than thirty inches internal diameter, when for use exclusively in alluvial gold mining.....							
Pipe, wooden, wire-bound, n.o.p.....			423				459
Plate, boiler, of iron or steel, not less than 30 inches in width and not less than $\frac{1}{4}$ inch in thickness, for use exclusively in the manufacture of boilers.....	Cwt.	151,527	835,557				459
Plates, rolled, not less than 30 inches in width and not less than $\frac{1}{4}$ inch in thickness, n.o.p.....	"	257,662	1,024,965				460
Plates or sheets, of steel, cold rolled, sheared edges, over 14 gauge, not less than 1 $\frac{1}{2}$ inches wide, for manufacture of mower bars, hinges, typewriters, and sewing machines.....	"	5,328	27,491				460
Plates or sheets, rolled, sheared or unsheared, and skelp iron or steel, sheared or rolled in grooves, n.o.p.....	"	141,357	590,659				460
Plate, steel, universal mill or rolled edge plates of steel over 12 inches wide, imported for use in the manufacture of bridges or of structural work or in car construction.....	"	203,502	1,121,225				461
Plough plates, shares, or mould boards, land sides, and other plates for agricultural implements, when cut to shape from rolled plates of steel, but not moulded, punched, polished or otherwise manufactured.....	"						
Pumps, hand, n.o.p.....	No.	138,348	996,825				461
Pumps, power, and parts of.....		33,643	238,816				461
Rails for railways and tramways.....	Ton.	6,090	739,355				462
Railway fish-plates.....	"	15,672	637,772	Ton.	29,062	1,682,630	462
Railway spikes.....	Cwt.	43,355	144,498			55,961	462
Railway switches, frogs, crossings and intersections.....		17,118	64,626				463
Railway tie-plates.....	Ton.	1,302	178,164				463
Rolls of chilled iron or steel.....	Cwt.	89,887	8,213				463
Sad or smoothing, batters' and tailors' irons, not plated.....		2,066	3,659				464
Saws and doors for sides and vaults.....			45,889				464
Scales, balances, weighing beams and strength testing machines of all kinds.....			199,158				464
Scrap iron and scrap steel, old, and fit only to be remanufactured, being part of or recovered from any vessel wrecked in waters subject to the jurisdiction of Canada.....	Cwt.	150	330				464
Scrap, cast.....	Ton.	4,474	94,153				465
Scrap, wrought, being waste or refuse, including punchings, cuttings and clippings of iron or steel plates or sheets having been in actual use, crop ends of tin plate bars, blooms and rails, the same not having been in actual use.....				Cwt.	2,208,313	1,756,657	833
Screws, iron and steel, commonly called "wood screws" n.o.p. including lag or coach screws, plated or not, and machine or other screws, n.o.p.....	Cwt.	197,027	232,582				465
							466



No. 18—IMPORTS Entered for Consumption and Exports during Fiscal Year ended March 31, 1918; with References to Tables of Trade by Countries, 1914 to 1918—*Continued.*

TRADE CLASSIFICATION.	IMPORTS FOR CONSUMPTION, 1918.			EXPORTS, 1918.				TRADE BY COUNTRIES, 1914-1918.		
	Unit of Quantity.	Quantity.	Value. \$	Canadian Produce.		Foreign Produce.	Unit of Quantity.	For Imports see Page.	For Exports see	
				Quantity.	Value. \$				Canadian.	Foreign.
<b>Metals and Minerals—Continued.</b>										
<b>Iron and Steel—Continued.</b>										
Screws, iron, steel, brass or other metal, commonly called "wood screws," n.o.p.			155,345					466		
Screws, lag or coach screws, plated or not, and machine or other screws, n.o.p.			63,761					466		
Shafting, round, steel, in bars not exceeding 2½ inches in diameter.	Cwt.	70,093	310,096					467		
Shafting, steel, turned, compressed or polished.			74,139					467		
Sheets, Canada plates, Russia iron,terne plate, and rolled sheets of iron or steel coated with zinc, spelter or other metal, of all widths or thicknesses, n.o.p.	Cwt.	172,863	891,741					467		
Sheets, iron or steel, corrugated, galvanized	"	526	3,338					467		
Sheets, iron or steel, corrugated, not galvanized	"	41	371					468		
Sheets, flat, of galvanized iron or steel	"	227,557	1,596,143					468		
Sheets, rolled, polished or not No. 14 gauge and thinner, n.o.p.	"	1,233,557	7,336,486					468		
Sheet steel No. 24 and 17 gauge, in sheets 63 inches long, and from 18 to 32 inches wide, when imported by the manufacturers of tubular bow sockets for use exclusively in the manufacture of such articles in their own factories.	"	2,554	14,420					469		
Sheet steel, crucible sheet, 11 to 16 gauge, 2½ to 18 inches wide, for the manufacture of mower and reaper knives when imported by manufacturers thereof for use exclusively in the manufacture of such articles in their own factories.	"	9,184	95,201					469		
Ships or vessels—Angles, beams, knees, masts, plates, sheets and parts thereof and cable chains for.	"	1,109,100	5,424,472					469		
Ships or vessels of iron or steel—manufactured articles of iron or steel or brass for use in the construction of, of a class or kind not made in Canada.			701,525					469		
Skates of all kinds, roller or other, and parts thereof.			41,303					470		
Skelp iron or steel, sheared or rolled in grooves, not over 4½ inches wide, for the manufacture of rolled iron tubes not over 1½ inches in diameter.	Cwt.	40,111	147,239					470		
Skelp iron or steel, sheared or rolled in grooves, for the manufacture of wrought iron or steel pipe.	"	1,346,706	4,525,685					470		
Springs, steel, for the manufacture of surgical trusses.	Lb.	1,179	649					471		
Springs, n.o.p., and parts thereof, of iron or steel, for railway, tramway or other vehicles.			152,673					471		
Steel, rolled, for saws and straw cutters, not tempered or ground nor further manufactured than cut to shape, without indented edges.	Cwt.	28,512	442,170					471		
Steel of No. 12 gauge and thinner, but not thinner than No. 30 gauge, for the manufacture of bed fasts, buckle clasps, furniture castors and ice creepers.	"	2,709	17,424					471		
Steel of No. 20 gauge and thinner, but not thinner than No. 30 gauge, for the manufacture of corset steels, clock springs and shoe shanks.	"	3,267	53,201					472		
Steel wool.			11,978					472		
Stoves of all kinds, for coal, wood, oil, spirits or gas.			495,308		49,895			472	834	989
Stove urns of metal, and dovealls, chaplet and hinge tubes of tin for use in the manufacture of stoves.			29,677					472		



Surgical and dental instruments of metal and surgical needles, and parts thereof, and microscopes valued at not less than \$50 each by retail.....	Cwt.	6,724	666,705	473
" " " " and strap hinges of all kinds, n.o.p., and hinge blanks.....	Cwt.	1,513	46,284	473
Tacks, shoe.....	Lb.	196,704	282	473
Tires, locomotive and car wheel, of steel, in the rough.....	Cwt.		1,614,444	474
Tools and implements—				
Adzes, cleavers, batchels, wedges, sledges, hammers, crowbars, cantdogs and track tools; picks, mattocks and eyes or poles for the same.....	Doz.	1,029	53,159	474
Axes.....			10,685	474
Files and rasps, n.o.p.....			237,219	474
Saws.....			119,695	475
Tools, hand, of all kinds, n.o.p.....			1,026,248	475
Tools, hand or machine.....			1,101,960	475
Tubes for boilers, seamless steel or wrought iron, including flues and corrugated tubes for marine boilers.....			219,831	475
Tubes rolled, not joined or welded, not more than 13 inches in diameter, n.o.p.....			1,492,224	475
Tubing, brass covered, not over 2 inches in diameter, in the rough, for the manufacture of towel bars, bathtub rails and clothes carriers.....			90,049	476
Tubing, brass covered, not over 3 inches in diameter, and brass trimmings not polished, lacquered or otherwise manufactured for the manufacture of iron or brass bedsteads.....			463	476
Tubing, lacquered or brass covered, not over 2 inches in diameter, brass case rods and brass trimmings for the manufacture of carriage rails.....			185,255	476
Tubing, lacquered or brass covered, for the manufacture of extension rods for windows.....			92	476
Tubing or pipe plain or galvanized, riveted, corrugated or otherwise specially manufactured, including lock joint pipe, n.o.p.....			3,933	476
Tubing, rolled or drawn square, adapted for use in the manufacture of agricultural implements.....			315,560	477
Tubing, seamless steel, valued at not less than 33 cents per lb.....	Cwt.	16,333	7,962	477
Tubing, wrought or seamless, plain or galvanized, threaded and coupled or not, 4 inches or less in diameter, n.o.p.....			219,574	477
Tubing, wrought or seamless, plain or galvanized, threaded and coupled or not, over 4 inches, but not over 10 inches in diameter, n.o.p.....			934,925	477
Tubing, wrought or seamless, plain or galvanized, threaded and coupled or not, over 10 inches in diameter, n.o.p.....			421,391	478
Wire—Agate, or enamelled iron or steel ware.....			135,992	478
Wire—Iron or steel hollow-ware, plain black or coated, n.o.p., and nickel and aluminum kitchen or household hollow-ware, n.o.p.....			139,994	478
Wire, barbed fencing.....	Cwt.	318,897	228,103	478
Wire, Bessener soft drawn spring of Nos. 10, 12 and 13 gauge, respectively, and homo steel spring wire of Nos. 11 and 12 gauge, respectively, for the manufacture of wire mattresses.....	"	25,988	1,381,125	479
Wire, buckthorn strip, fencing, woven wire fencing and wire fencing of iron or steel, n.o.p., not to include woven wire or netting made from wire smaller than No. 14 gauge, not to include fencing of wire larger than No. 9 gauge.....			122,927	479
Wire, crucible cast steel, valued at not less than 6 cents per lb.....	Lb.	548,802	20,321	479
Wire, curved or not, galvanized iron or steel, Nos. 9, 12 and 13 gauge, not for use in telegraph or telephone lines.....			174,647	480
Wire, single or several, covered with cotton, linen, silk, rubber or other material, including cable so covered.....	Cwt.	404,544	1,666,939	480
			235,082	480

No. 18—Imports Entered for Consumption and Exports during Fiscal Year ended March 31, 1918; with References to Tables of Trade by Countries, 1914 to 1918—*Continued.*

TRADE CLASSIFICATION.	IMPORTS FOR CONSUMPTION, 1918.				EXPORTS, 1918.				TRADE BY COUNTRIES, 1914-1918.	
	Unit of Quantity.	Quantity.	Value. \$	Unit of Quantity.	Canadian Produce.		Foreign Produce.	Value. \$	For Imports see Canadian.	For Exports see Foreign.
					Quantity.	Value. \$	Quantity.	Value. \$	Page.	Page.
<b>Metals and Minerals—Continued.</b>										
<b>Iron and Steel—Continued.</b>										
Wire, steel, flat, of 16 gauge or thinner, for the manufacture of erino-line or corset wires and dress stays.	Cwt.	4,479	60,848						481	
Wire, steel, valued at not less than 2½ cents per pound, for the manufacture of rope.	"	47,901	345,205						481	
Wire cloth and woven wire or netting of iron or steel.	Cwt.	1,081	246,821						481	
Wire rope for rigging of ships and vessels.			13,112						482	
Wire rope, stranded or twisted wire, clothes lines, picture or other twisted wire, and wire cables, n.o.p.			670,728						482	
Wire, flat steel, and steel strips, for the manufacture of buckthorn and plain strip fencing.	Cwt.								482	
Wire, n.o.p.	Lb.	11,749,292	559,180						482	
Wire and wire nails.									483	
Wire bale ties.			11,832	Cwt.	1,785,446	8,949,304	4,353	18,161	885	990
Wire screens, doors and windows.			12,287						483	
Wire rods, rolled, round, in the coil, not over ¾ inch in diameter, for making wire in the coil.	Cwt.	1,044,919	3,337,014						483	
Other manufactures of iron or steel.		10,464,001				6,811,043		1,569,457	484	990
Total Iron and Steel.		159,309,323				45,810,307		5,304,505	484	991
La up, side lights and head lights, lanterns, chandeliers.			2,596,275						485	
La up springs and clock springs.			6,558						485	
<b>Lead—</b>										
Bars and sheets.	Cwt.	9,468	99,940						485	
Metallic, contained in ore, etc.	Lb.				9,377,800	556,069			486	838
Nitrate and acetate of lead, not ground.	Lb.	103,248	14,261						486	
Old, scrap, pig and block.	Cwt.	122,656	1,016,058						486	
Pig.				Lb.	6,810,500	449,601	51,500	6,188	838	991
Pipe.	Lb.	281,822	29,466						486	
Shot and bullets.		3,901	481						487	
Tea lead.	"	506,330	65,863						487	
Other manufactures of lead.			158,010						487	
Total Lead.			1,384,082	Lb.	16,188,300	1,006,270	51,500	6,188	487	991
<b>Met-schaum, crude or raw.</b>									488	
Metal parts adapted for the manufacture of covered buttons.	Lb.		40,628						488	
Metallic elements and tungstic acid for manufacture of metal filaments for electric lamps.			94,711						488	
Mica.				Lb.	1,198,007	456,581	100	90	839	992
Molybdenite.				Cwt.	1,173	163,107			839	
Nickel and tacks, brass or copper.			5,583						488	
Nickel, fine, contained in ore, matte or spels.				Lb.						
Nickel, contained in ore, matte or spels.	Cwt.	827,071	8,903,909							
Nickel, fine.	"		3,428			125,636			840	840

[illegible]



No. 18—Imports Entered for Consumption and Exports during the Fiscal Year ended March 31, 1918; with References to Tables of Trade by Countries, 1914 to 1918.—*Continued.*

TRADE CLASSIFICATION.	IMPORTS FOR CONSUMPTION, 1918.				EXPORTS, 1918.				TRADE BY COUNTRIES, 1914-1918.			
	Unit of Quantity.	Quantity.	Value.	Unit of Quantity.	Canadian Produce.		Foreign Produce.		For Imports see Canadian.	Page.	For Exports see Canadian.	Page.
					Quantity.	Value.	Quantity.	Value.				
Metals and Minerals.— <i>Concluded.</i>			\$									
Type metal in blocks, bars, plates and sheets.			1,119							498		
Wire of brass, zinc, iron or steel, screwed or twisted, or flattened or corrugated, for use in connection with nailing machines for the manufacture of boots and shoes.	Lb.	94,496	31,859							498		
Wire, rope, stranded or twisted wire, clothes lines, picture or other twisted wire, and wire cables, n.o.p., except iron or steel.			5,431							498		
Wire of all kinds except iron or steel, n.o.p.			94,790							498		
Yellow metal, in bars, bolts and sheets, for use in the construction or repair of vessels.	Cwt.	236	8,802							499		
Zinc—										499		
Blocks, pigs, bars, rods, sheets and plates.	"	27,053	418,596							499		
Spelter.	"	163,617	1,497,974							500		
Tubing of zinc, seamless drawn.	Lb.		76,786							500		
Other manufactures of zinc.										500		
Total Zinc.			1,993,356									
Metals other, n.o.p., manufactured.						5,813,105		271,900			846	994
Mine produce, n.o.p.						43,518		98,002			846	995
Mineral and bituminous substances, n.o.p.			716,100							500		
Recapitulation—Metals.			206,353,477			141,425,707		6,005,878		501	847	995
Models of inventions and other improvements in the arts.			61,823							501		
Musical Instruments—												
Brass band instruments and bag pipes.			55,055							502		
Organs, cabinet.	No.	379	20,081	No.						502	818	995
Organs, pipe.	"	9	25,107		277	33,886	2	800		502		
Organ parts.			8,461							503		
Photographs, graphophones, gramophones and finished parts thereof, including cylinders and records thereof.			2,693,270							503		
Piano and organ players, mechanical.	No.	15	3,426	No.						503		
Pianos.	"	1,297	232,051		432	123,552	36	13,134		503	848	996
Piano parts.			355,400							504		
Piano and organ parts when imported by manufacturers of piano keys, actions, hammers, base dampers and organ keys.			152,354							504		
Other musical instruments and parts of.			162,262			101,464		75,535		504	849	996
Recapitulation—Musical Instruments.			3,707,407			258,902		89,469		504	849	996
Oakum of hemp or jute.	Cwt.	17,832	205,902							505	850	997
Oil cake, linseed, and linseed oil cake meal, cotton seed cake and meal, palm nut cake and meal.	"	229,477	475,041	Cwt.	125,969	268,718				505	850	997



## SESSIONAL PAPER No. 106

Optical, Philosophical, Photographic and Mathematical Instruments— Cameras and kodaks, parts of, brass and aluminum, including special parts of metal in the rough, for the manufacture of cameras and kodaks.....	12,391 61,745 566	464,180	216,241	505 506 506	997
Lenses and shutters for manufacturing cameras.....					
Lenses, silvered, for automobile lamps.....				506	
Philosophical and scientific apparatus and preparations; maps, photo- graphic reproductions, casts as models, etchings, lithographic prints or charts, for any institution established solely for religious or edu- cational purposes, or for the encouragement of the fine arts or for the use of any school, and not for sale.....	188,840 74,209 122,799			507 507 507	
Spectacles, eye-glasses and ground or finished spectacle or eye-glass lenses.....	839,379				
Spectacle frames, eye-glass frames, and metal parts of.....	1,299,829	464,180	216,241	507	997
Other optical, philosophical, photographic and mathematical instru- ments, n.o.p.....	1,756,308	146,666	631,652	508	998
Recapitulation—Optical, Philosophical, Photographic and Math- ematical Instruments.....					
Packages, usual outside coverings.....					
Paintings— Paintings in oil or watercolours, and pastels, valued at not less than twenty dollars each; paintings and sketches by artists domiciled in Canada but residing temporarily abroad for purposes of study.....	242,311			508	
Paintings in oil or watercolours and pastels, when valued at less than \$20 each.....	4,971	66,518	112,423	509	998
Photographs, chromos, chronotypes, artotypes, oleographs, paintings, drawings, pictures, engravings or prints, decalcomania transfers of all kinds, or proofs therefrom and similar works of art, n.o.p.: blue prints and building plans.....	885,183			509	
Recapitulation—Paintings.....	1,131,074	66,518	112,423	510	998
Paints and Varnishes— Blaze fire and satin white.....	6,311,291			510	
Blue and bronze powders.....	79,318 60,714			510 511	
Gold liquid paint.....	8,712			511	
Lead, red, bone black, carbon black and ivory black.....	2,217,466			511	
Lead, red, yellow, and orange mineral.....	744,620			511	
Lead, white, dry.....	73,262			512	
Lead, white, ground in oil.....	394,285			512	
Liquid fillers, anti-corrosive and anti-fouling paints, and ground and liquid paints, n.o.p.....	62,491			512	
Litharge.....	3,079,627			512	
Minerals, pigments, colours, iron oxides etc.....	23,830			513	
Ochres, Cobalt, zinc, siennas and umbers.....	240,268			513	
Oxide of cobalt, tin and copper, n.o.p.: colours, metallic.....	4,080,818	25,119		513	852
Oxides, fire proofs, rough stuffs, fillers and colours, dry, n.o.p.....	142,991			513	
Paints and colours ground in spirits, and all spirit varnishes and lac- quers.....	4,993,281			514	
Paints and varnishes of all kinds.....	6,827			514	
Paris green, dry.....	129,018	743,818	22,810	514	908
Putty.....	412,884			514	
Ultramarine blue, dry, or in pulp.....	10,422			515	
Whiting, gladders' whiting and Paris white.....	385,333			515	
Zinc white.....	71,472			515	
Varnish, lacquers, japans, japan driers, liquid driers and oil finish, n.o.p.....	233,359			516	
Recapitulation—Paints and Varnish.....	15,377,754	768,937	22,810	516	
	45,656			517	998
	3,156,602				

No. 18—Imports Entered for Consumption and Exports, during Fiscal Year ended March 31, 1918; with References to Tables of Trade by Countries, 1914 to 1918.—*Continued.*

TRADE CLASSIFICATION.	IMPORTS FOR CONSUMPTION, 1918.				EXPORTS, 1918.				TRADE BY COUNTRIES, 1914-1918.			
	Unit of Quantity.	Quantity.	Value.	Unit of Quantity.	Canadian Produce.		Foreign Produce.	Value.	For Imports see		For Exports see	
					Quantity.	Value.	Quantity.	Value.	Canadian.	Page.	Foreign.	Page.
Parcels of small value, by express.....			\$							517		517
Parcels and packages by post, n.o.p.....			1,430,007							517		517
Parcels, prepaid, by post.....			1,219,019							517		517
Pearl, mother of.....			21,899							518		518
Perfumery—			25,598									
Alcoholic perfumes and perfumed spirits, bay rum, Cologne and lavender waters, hair, tooth and skin washes, and other toilet preparations containing not more than 4 ounces each.....	Gal.	7,647	52,326							518		518
Alcoholic perfumes and perfumed spirits, bay rum, Cologne and lavender waters, hair, tooth and skin washes, and other toilet preparations containing more than 4 ounces each.....	"	3,806	79,456							519		519
Hair oil, tooth and other powders and washes, pomatams, pastes and all other perfumed preparations, n.o.p., used for the hair, mouth or skin.....			506,014							519		519
Pomades, French, or flower odours, etc., imported in tins of not less than ten pounds each.....	Lb.	621	1,021							519		519
Recapitulation—Perfumery.....			638,811							520		520
Photographic dry plates.....			25,663							520		520
Pictorial illustrations of insects or similar studies, when imported for the use of colleges and schools, scientific and literary societies.....			160,750							521		521
Precure and photograph frames of any material.....										521		521
Plants and Trees—	No.	79,583	7,777									
Apple trees.....												
Azaleas, rhododendrons, pot grown lilacs, seedling carnation stock, rose stick and other stock for grafting, n.o.p.; araucaria, bulbs, cornus, tubers, rhizomes and dormant tools, n.o.p.; and rooted earthen cuttings in their first year of introduction.....	No.	13,365	189,873							521		521
Cherry trees.....		49,700	1,911							522		522
Cut flovenses.....			589							522		522
Fruit plants, n.o.p.....	No.	479,918	100,340							522		522
Gooseberry bushes.....	"	39,898	4,318							523		523
Grape vines.....	"	16,848	998							523		523
Palms, ferns, rubber plants (ficus), gladioli, cannas, dahlias and peonies.....	No.	33,021	33,021									
Peach trees and June buds.....	"	21,672	1,628							523		523
Pear trees.....	"	13,780	1,558							524		524
Plum trees.....	"	29,512	3,200							524		524
Raspberry bushes.....	"	187,012	2,619							525		525
Rose bushes.....	"	203,800	19,328							525		525
Quince trees.....	"	116	20							525		525
						25,094		3,731		523		999

## SESSIONAL PAPER No. 106

Seedling stock for grafting, viz.: Plum, pear, peach and other fruit trees.....	5,413	44,916	1,842	525	526	526	853	999
Trees, plants and shrubs known as nursery stock, n.o.p.....	44,916	1,842	525	526	526	853	999	
Trees, n.o.p.....	44,916	1,842	525	526	526	853	999	
Recapitulation—Plants and Trees.....	419,770	25,094	3,731	526	526	853	999	
Plates engraved on wood, steel or other metal, and transfers taken from the same, engravers' plates, of steel or other metal, polished for engraving thereon.....	66,229	527	527	527	527	527	527	
Pocket books, portfolios, purses, reticules, satchels, card cases, fly books and musical instrument cases.....	381,351	527	527	527	527	527	527	
Precious Stones—								
Diamond dust or bort, and black diamonds for borers.....	142,612	527	527	527	527	527	527	
Diamonds, unset.....	1,224,113	527	527	527	527	527	527	
Precious stones and imitations thereof not mounted or set, and pearls and imitations thereof, pierced, split, strung or not, but not set or mounted.....	176,958	528	528	528	528	528	528	
Recapitulation—Precious Stones.....	1,543,683	528	528	528	528	528	528	
Prizes—Medals, of gold, silver or copper, and other metallic articles, actually bestowed as trophies or prizes and received and accepted as honorary distinctions, and cups or other metallic prizes won in bona fide exhibitions.....	6,179	529	529	529	529	529	529	
Pulleys, belt, of all kinds for power transmission.....	196,206	529	529	529	529	529	529	
Quills in their natural state or unplumed.....	228	530	530	530	530	530	530	
Rosin, Tar, Pitch and Turpentine—								
Coal tar base or salt (paranitraline).....	85,567	530	530	530	530	530	530	
Rosin or resin in packages of not less than 100 pounds.....	305,729	530	530	530	530	530	530	
Tar, coal, crude, in packages of not less than 15 gallons, and coal pitch.....	2,257,226	530	530	530	530	530	530	
Tar, pine, crude, in packages of not less than 15 gallons, and pine pitch.....	287,357	530	530	530	530	530	530	
Turpentine, saw or crude.....	4,104	530	530	530	530	530	530	
Turpentine, spirits of.....	507,971	530	530	530	530	530	530	
Recapitulation—Rosin, Tar, Pitch and Turpentine.....	1,423,108	530	530	530	530	530	530	
Scientific apparatus, glassware and other for laboratory work, also apparatus for sterilizing purposes, not including washing or laundry machines,—all for use in public hospitals.....	19,366	532	532	532	532	532	532	
Seeds—								
Anise, anise-star, caraway, coriander, cardamon, cummin, fenugreek and fennel.....	208,560	532	532	532	532	532	532	
Anatto.....	37,617	532	532	532	532	532	532	
Beans (seed) from the United Kingdom.....	7,389	532	532	532	532	532	532	
Best and mangold.....	160,408	532	532	532	532	532	532	
Carrot.....	47,171	532	532	532	532	532	532	
Clover.....	18,956	532	532	532	532	532	532	
Clover and timothy.....	99,523	532	532	532	532	532	532	
Flax.....	1,193,080	532	532	532	532	532	532	
Garden, field and other seeds for agricultural or other purposes, n.o.p., sunflower, canary, hemp and millet seed, when in packages weighing one pound each or less.....	22,749	532	532	532	532	532	532	
Garden, field and other seeds for agricultural or other purposes, n.o.p., sunflower, canary, hemp and millet seed, when in packages weighing over one pound each.....	18,583	532	532	532	532	532	532	
Recapitulation—Seeds.....	4,638	532	532	532	532	532	532	

No 18—Imports Entered for Consumption and Exports during the Fiscal Year ended March, 31, 1918 ; with References to Tables of Trade by Countries, 1914 to 1918.—*Continued.*

TRADE CLASSIFICATION.	IMPORTS FOR CONSUMPTION, 1918				EXPORTS, 1918				TRADE BY COUNTRIES, 1914-18.	
	Unit of Quantity.	Quantity.	Value.	Unit of Quantity.	Canadian Produce.	Foreign Produce.	Value.	\$	For Imports see Page.	For Exports see Canadian. Foreign. Page.
<i>Seeds—Concluded.</i>										
Garden and field seeds not specified as free, valued at not less than \$5 per pound in packages of not less than one oz. each.....			8,674		86,837	171,641	3,383	10,687	535	854 1000
Grass.....			1,896	Bush.					535	
Mushroom spawn.....			14,010						536	
Mustard seed.....	Lb.	245,516	490						536	
Pease (seed) from the United Kingdom.....	"	2,929	14,146						537	
Rape, sowing.....	"	149,958	98,152						537	
Turnip seed.....		276,128							537	
Other seeds.....									537	
Recapitulation—Seeds.....			1,887,697			21,108,100		425,715	537	855 1000
Settlers' effects.....			6,367,291			3,474,046			537	856 1001
Shells, Russian, materials for.....									538	
Signs of any material other than paper, framed or not; letters or numerals of any material other than paper.....			113,114						538	
Soya beans and soya bean cake, for use in the manufacture of cattle food and of fertilizers.....			20,674						538	
Specimens, models and wall diagrams for illustrations of natural history for universities and public museums.....	Cwt.	12,574							539	
Sponges of marine production.....			1,562						539	
Sporting goods, n.o.p.....			75,043						539	
Sports and stunts adapted for use in the manufacture of earthenware.....			383						539	856 1001
Starch, including corn starch, potato starch, potato flour and all preparations having the qualities of starch.....									539	
Stone, Marble and Slate—									539	857 1001
Marble—										
Marble, sawn or sand-rubbed, not polished.....			120,384						540	
Marble, rough, not hammered or chiselled.....			24,151						540	
Other manufactures of marble.....			51,419						540	
Total Marble.....		3,660,130	208,775	Lb.	1,186,873	93,668			541	
Slate—										
Mantles.....			195,904						541	
Roofing slates.....			19,903						541	
School writing slates.....	Square	3,716	38,110						541	
Slate pencils.....			8,958						542	
Other slate and manufactures of.....			35,902						542	
Total Slate.....			102,873						542	
Stone—										
Burnstones in blocks, rough or unmanufactured, not bound up or prepared for binding into mill stones.....	No.	641	1,197						543	



## SESSIONAL PAPER No. 10b

Chalk, prepared.....	70,938					543	.....
Chalk, China or Cornwall stone, cliff stone, and feldspar, fluorspar, magnesite and mica schist, ground or unground.....	285,419	Ton.	2,288	2,186		543	858
Crushed stone.....							858
Feldspar, magnesite, talc, etc.....				81,018			858
Feldspar.....	106,133	Ton.	131,938	114,815		543	857
Flagstone, granite, rough sandstone, and all building stone, not hammered, sawn or chiselled.....	57,382					544	.....
Flagstone and building stone, except marble or granite, sawn on not more than two sides.....	2,271			2,025	155	544	857
Building stone other than marble or granite, sawn on more than two sides but not sawn on more than four sides.....	987					544	.....
Building stone other than marble or granite, planed, turned, cut or further manufactured than sawn on four sides.....	74,322					545	.....
Flint and ground flint stone.....	29,103					545	.....
Gannister.....	3,022					545	.....
Granite, sawn only.....	78,306					545	.....
Granite, manufactures of, n.o.p.....	315,700	Ton.	1,120,271	333,648		546	859
Gravel and sand.....	171,494	Ton.		29,767		546	859
Grindstones, not mounted and not less than 36 inches in diameter.....	19,570	Ton.	200,970	200,468	1,021	547	859
Gypsum, crude (sulphate of lime).....	550	Ton.		101,827	189	547	859
Gypsum or plaster of Paris, ground, not calcined.....	3,022	Ton.				547	.....
Gypsum or plaster of Paris, calcined, and prepared wall plaster.....	57,245	Cwt.				547	.....
Lithographic stones, not engraved.....	2,465			117,614		547	.....
Magnesite.....							860
Ornamental granite, marble, etc., unwrought.....		Ton.	818	1,091			860
Paving blocks.....						548	1003
Refruse stone, not sawn, hammered or chiselled, nor fit for flagstone, building stone or paving.....	290,789	Ton.	572	2,322		548	860
Stone for the manufacture of grindstones, rough.....				175,954	265	548	861
Talc.....						549	.....
Other stone.....	45,485						.....
Total Stone.....	1,558,644			1,215,765	1,630	549	861
Recapitulation—Stone, Marble and Slate.....	1,857,421			1,215,765	1,630	549	861
Straw.....							.....
Straw pulp.....	200	Ton.	10,901	61,920		550	861
Tape lines of any material.....	3,745					550	.....
T cases.....	1,928					550	.....
T teeth, artificial, not mounted.....	243,408					551	.....
Textiles—							.....
Bags which contained cement.....	1,262					551	.....
Carpets—(see also "Flax" and "Wool").....							.....
Carpeting, rugs, mats and matting, of straw.....	119,297					551	.....
Cocon carpeting, mats, rugs and matting.....	4,597					551	.....
Mats, door or carriage, other than metal, n.o.p.....	7,763					552	.....
Other carpets, n.o.p.....	6,252					552	.....
Church vestments of any material.....	10,123	Yd.				552	.....
Cloth, coated or sized, for manufacture of sensitized blue or black print cloth.....	29,707					552	.....
Cotton and cotton yarn.....	9,018	Lb.				553	.....
	27,115					553	.....

9 GEORGE V, A. 1919

No. 18—IMPORTS Entered for Consumption and Exports during Fiscal Year ended March 31, 1918; with References to Tables of Trade by Countries, 1914 to 1918—Continued.

TRADE CLASSIFICATION.	IMPORTS FOR CONSUMPTION, 1918.			EXPORTS, 1918.			TRADE BY COUNTRIES, 1914-1918.		
	Unit of Quantity.	Quantity.	Value.	Unit of Quantity.	Canadian Produce.		For Imports see	For Exports see	
					Quantity.	Value.		Quantity.	Value.
Textiles—Continued.			\$			\$	Page.	Page.	Page.
Cordage, Rope and Twine—									
Binder twine.....	Lb.	49,511,980	8,593,228	Lb.	6,982,400	1,194,902	553	862	1004
Binder twine, articles for the manufacture of.....			6,216				553		
Cordage, cotton, of all kinds.....	Lb.	223,914	79,401				554		
Cordage and twines of all kinds, n.o.p.....	"	3,179,316	584,830			156,414	554	862	1004
Twine, manufactures of, viz.: hammocks and lawn tennis nets, sports- man's fish nets and other articles, n.o.p.....			36,801				555		
Total Cordage, Rope and Twine.....			9,300,489			1,351,376	555	862	1004
Cotton—									
Bags, seamless.....			14,723				555		
Bags made up by the use of the needle, n.o.p.....			214,920				556		
Batts, batting and sheet wadding.....	Lb.	275,491	51,011				556		
Clothing—									
Blouses and shirtwaists.....			161,503				556		
Shawls.....			23,114				557		
Shirts.....	Doz.	67,857	408,868				557		
Socks and stockings.....	Doz. pr.	913,442	1,622,481				557		
Undershirts and drawers.....			621,863				558		
Clothing, n.o.p.....			2,153,440				558		
Embroideries, white and cream-coloured.....			744,025				558		
Fabrics—									
Reeling of all kinds except leather or rubber.....	Yd.	122,215	425,101				559		
Bobbinet (white cotton) plain, in the web.....			25,880				559		
Bookbinders' cloth.....			159,736				559		
Duck, cotton or linen, seamless, in circular form, of a class or kind not made in Canada, for the manufacture of hose pipe.....	Yd.	3,183,503	75,595				560		
Duck, grey or white, n.o.p., weighing over 8 oz. per square yard.....	"	16,213,038	1,634,693				560		
Grey, unbleached.....	"	437,331	97,049	Yd.	7,359,608	1,914,131	560	863	1005
Jenns, cottilles, and sateens for the manufacture of corsets and dress stays.....	"	63,486,984	10,804,069			382,862	560		
Printed, dyed or coloured, n.o.p.....	"	3,182,093	283,753				560		
Towelling in the web.....	"								
Unbleached cotton fabrics, bleached, viz.:—Serims and window serims, cambric cloths, muslin apron cloths, brilliants, cords, piques, diapers, lenos, Swiss jaconet and cambric muslins, and plain striped or checked lawns.....	"	1,580,582	60,108				561		
Velveteens, and plush fabrics, n.o.p.....	"	4,438,898	2,435,885				561		
White or bleached.....	"	32,504,003	3,831,078				562		
Handkerchiefs.....			826,680						
Lace, white and cream-coloured.....			962,304				564		
Lampwick.....			37,823				564		
Raw cotton or cotton wool, not dyed.....	Lb.	88,037,441	20,749,774				565		
Sheets, bed quilts, pillow cases and damask of cotton in the piece, including uncoloured table cloths or napkins of cotton.....			1,137,749				565		

## SESSIONAL PAPER No. 10b

Tape, dyed or coloured.....		11, 161				565	
Tape, not dyed or coloured.....		27, 629				566	
Tape, not over 1½ inches in width.....		173, 624				566	
Thread, crochet and knitting.....	Lb.	367, 738				566	
Thread, sewing, in hanks.....		820, 511				567	
Thread, sewing, on spools.....		493, 115				567	
Thread, n.o.p.....	Lb.	113, 462				567	
Towels.....		88, 644				568	
Warps.....		439, 348				568	
Waste.....		10, 251				568	
Yarn, knitting, hosiery or other, dyed or not.....	Lb.	1, 851, 421		286, 101	14, 877	864	1005
Yarn, No. 40 and finer.....		2, 321, 564				569	
Yarn, polished or glazed for the manufacture of shoe laces.....	"	145, 822				569	
Other manufactures of cotton or of which cotton is component material of chief value, n.o.p.....							
Total Cotton.....		1, 374, 556			691, 087	569	1005
		58, 922, 808				570	1006
		7, 050				570	
Curtains and shams, made up, trimmed or untrimmed.....		357, 328				570	
Embroideries, n.o.p.....		51, 961				571	
Felt, adhesive, for sheathing vessels.....		956				571	
Felt, manufactures of.....					41, 568	865	1006
Flax, Hemp and Jute—							
Bags or sacks of linen, hemp or jute.....		516, 422				571	
Carpeting, rugs, matting and mats of hemp or jute.....		61, 489				572	
Carpet linings and stair pads.....		906				572	
Clothing—						572	
Blouses and shirtwaists of linen.....	Doz.	173				572	
Skirts of linen.....		900				572	
Other linen clothing, n.o.p.....		7, 577				573	
Damask of linen, uncoloured, in the piece, stair linen, diaper, doilies, tray cloths, uncoloured, table cloths, or napkins of linen, quilts, counterpanes, pillow cases of linen and sheets.....		502, 886				573	
Embroideries and lace of linen, white or cream-coloured.....		2, 986				573	
Fabrics—							
Brown or bleached.....	Yard	591, 993				574	
Canvas for ships sails.....		666				574	
Jute cloth or jute canvas as taken from the loom, not coloured, cropped, mangled, pressed, calendered, not further finished in any way.....	Yard	639, 719				575	
Jute cloth, or jute canvas, uncoloured, not further finished than cropped, bleached, mangled or calendered.....	"	80, 494, 832				576	
Printed, dyed or coloured fabrics of flax, n.o.p.....	"	39, 794				576	
Tailors bolands of linen and towelling in the web.....	"	994, 539				577	
Unbleached flax fabrics.....	"	2, 238, 264				577	
Flax fibre, flax tow and fibrilla.....	Cwt.	1, 559				578	865
Handkerchiefs.....		223, 091		12, 007	370, 241	578	
Hemp, dressed or undressed.....	Cwt.	45, 177				578	
Horse clothing of jute, shaped or otherwise manufactured.....		723, 916		333	5, 558	578	866
Jute bails and jute.....	Cwt.	627				578	1006
Jute twine for boats' or ships' sails.....	Lb.	11, 883				579	
Tape of linen not over 1½ inches in width.....		3, 140				579	
Tapistry of jute.....		37, 735				580	
Thread, linen, n.o.p.....	Lb.	303				580	
Towels.....		216, 459				580	
Jute or hemp yarn, plain, dyed or coloured, for weaving purposes, for insulating wire, or for the manufacture of hammocks or twines	Lb.	104, 927				580	
Yarn, linen, for the manufacture of towels, damask or seamless linen	"	555, 194				581	
Jute hose duck.....		337, 351				581	

No. 18—IMPORTS Entered for Consumption and Exports during Fiscal Year ended March 31, 1918; with References to Tables of Trade by Countries, 1914 to 1918.—*Continued.*

TRADE CLASSIFICATION.	IMPORTS FOR CONSUMPTION, 1918.				EXPORTS, 1918.				TRADE BY COUNTRIES, 1914-1918.			
	Unit of Quantity.	Quantity.	Value.	Unit of Quantity.	Canadian Quantity.	Foreign Produce. Value.	Quantity.	Produce. Value.	For Imports see Page.	Canadian.	For Exports see Page.	Foreign.
Textiles— <i>Continued.</i>			\$			\$		\$				
Flax, Hemp and Jute— <i>Continued.</i>												
Other manufactures of hemp or flax, or of which hemp or flax is the component material of chief value, n.o.p.			66,218						581			
Other manufactures of jute.			207,298						582			
Total Flax, Hemp and Jute.			11,511,778			375,799		139,400	582	866	1006	
Grasses and Fibres—												
Isparuto or Spanish grass, and other grasses and pulp of, including fancy grasses dried but not coloured or otherwise manufactured, n.o.p.			3,665						583			
Fibre, kariavert, indurated fibre, vulcanized fibre and like material and manufactures of, n.o.p.			265,633						583			
Fibre, Mexican, isle or tampico.	Cwt.	5,165	60,145						583			
Fibre, vegetable, n.o.p.	"	10,519	108,410						584			
Grass, manilla.	"	491,739	7,623,671						584			
Grass, sea, seaweed and kelp, in their natural state or cleaned only, n.o.p.	Lb.	82,170	5,111						585			
Moss, Iceland and other.	"	959,493	60,418						585			
Palm leaf, unmanufactured.			428						585			
Straw manufactures, n.o.p.			93,861						585			
Total Grasses and Fibres.			8,281,342						586			
Hair—												
Braids, chains or cords.			111						586			
Cloth of all kinds.			31,281						586			
Curled or dyed hair, n.o.p.			28,975						587			
Hair, cleaned or undecaned, not dyed, curled or otherwise manufactured.			76,143			245,717		7,368	587	867	1007	
Horse hair, not further manufactured than simply cleaned and dipped or dyed.			66,338						587			
Other manufactures of hair.	Lb.	80,517	35,987						587			
Total Hair.			238,835			245,717		7,368	588	867	1007	
Knitted goods of every description, n.o.p.			230,296						588			
Oil cloth, enamelled, carriage, floor, shelf and table oil cloth, cork matting or carpet and linoleum.			1,353,855						588			
Oiled silk, oiled cloth, and tape or other textile, India-rubbered, flocked or coated, n.o.p.			1,111,031						588			
Ribbons, undyed, for the manufacture of typewriter ribbons.			38,909						589			
Ribbons of all kinds and materials, n.o.p.			1,521,786						589			
Sails for boats and ships.			2,620						589			
Sails, awnings, tents and tarpaulins.						651,801		16,329		867	1007	





No. 18—Imports Entered for Consumption and Exports during Fiscal Year ended March 31, 1918; with References to Tables of Trade by Countries, 1914 to 1918—*Continued.*

TRADE CLASSIFICATION.	IMPORTS FOR CONSUMPTION, 1918.				EXPORTS, 1918.				TRADE BY COUNTRIES, 1914-1918.	
	Unit of Quantity.	Quantity.	Value.	Unit of Quantity.	Canadian Produce.		Foreign Produce.		For Imports see Canadian.	For Exports see Foreign.
					Quantity.	Value.	Quantity.	Value.		
Textiles— <i>Concluded.</i> Wool— <i>Concluded.</i>			\$			\$		\$	Page.	Page.
Carpets— <i>Concluded.</i>										
Tapestry, including drum printed or machine printed, and velvet.	Yard	100,692	69,247						602	
Tapestry and velvets, all kinds, in roll.	"	31,368	252,958						603	
Tapestry and velvets, all kinds, in squares.	No.								603	
Clothing—										
Knitted goods, n.o.p.			592,045						605	
Outside garments for women and children.			1,347,848						605	
Shawls.			117,047						605	
Shirts.	Doz.	1,193	18,759						606	
Socks and stockings.	Doz. pr.	235,538	913,643						606	
Undershirts and drawers.			172,063						607	
Clothing, n.o.p.			1,012,869						607	
Fabrics—										
Cashmeres, cloths and doekskins.	Yd.	1,639,767	2,368,099						607	
Coatings and overcoatings.	"	638,181	1,021,554						608	
Dress goods, coat linings, Italian cloths, alpaca, orleans, cashmeres, hennetias, serges, buntings, nun seloth, bengalines, whip cords, twills, plauns or jacquards of similar fabrics, not exceeding in weight six ounces to the square yard, grey or unfinished, to be dyed or finished in Canada.	Sq. yd.	1,951,565	1,191,633						608	
Felt cloth, n.o.p.	Yard	64,964	117,314						608	
Flannels, plain, not fancy.	"	2,466,794	1,183,259						609	
Fabrics of wool, or of cotton and wool, commonly described and sold as lustras, mohairs, alpaca and Italian linings.			20,073						609	
Prunella cloth.	Yard	1,649,430	1,475,982						610	
Tweeds.										
Felt, pressed, of all kinds, not filled or covered by or with any woven fabric.	Lb.	1,735,639	371,673						610	
Nails, being the short wool that falls from the combs in worsted factories; and worsted tops, n.o.p.			4,418,854						611	
Railway rugs.			75,459						611	
Woolens.						8,574,583		80,458	508	1008
Wool, viz.:—Leicester, Cotswold, Lincolnshire, South. Down combing wools, or wools known as best pure wools and other like combing wools, such as are grown in Canada.	Lb.	3,090	1,255						611	
Woolen tops made from such wools as are mentioned in the preceding item.			5,105	Lb.	10,576,627	6,865,907	590,531	286,589	611	1008
Wool of the hair of the camel, alpaca, goat and other like animals, not further prepared than washed, n.o.p.	Lb.	11,537,996	6,167,345						612	
Wool waste in the white, extracted, for the manufacture of woolen goods.	"	893,981	451,989						612	
Yarn, mohair.	"	2,388	3,335						613	
Yarn spun from the hair of the alpaca.	"	10,821	19,424						613	
Yarn, wool or worsted, when remanaged, dyed or finished and imported by manufacturers of brands, cords, tassels, buttons and fringes, for use exclusively in the manufacture of such articles in their own factories.	"	1,254	1,756						613	



No. 18—Imports Entered for Consumption, and Exports during Fiscal Year ended March 31, 1918; with References to Tables of Trade by Countries, 1914 to 1918—*Continued.*

TRADE CLASSIFICATION.	IMPORTS FOR CONSUMPTION, 1918.				EXPORTS, 1918.				TRADE BY COUNTRIES, 1914-1918.	
	Unit of Quantity.	Quantity.	Value.	Unit of Quantity.	Canadian Produce.		Foreign Produce.	For Imports see	For Exports see	
					Quantity.	Value.	Quantity.	Page.	Canadian.	Foreign.
<b>Vehicles and Vessels.—<i>Continued.</i></b>			\$			\$		Page.	Page.	Page.
<i>Vehicles.—Continued.</i>										
Cutters.....	No.	9	233					626		
Farm wagons.....	"	6,227	217,942					627		
Freight wagons and drays.....	"	164	15,206	No.	179	20,204	9	627	878	1014
Farm and freight wagons, drays and sleighs, complete parts of.....			71,775					627		
Serpents, railway or road.....			101,817					627		
Sleighs.....	No.	616	17,650					627		
Wheelbarrows, trucks and hand-carts.....	"	14,642	139,756					628		
Other vehicles, n.o.p.....								628	878	1014
Total Vehicles.....			22,508,227			22,776,590		628	878	1015
<i>Vessels.—(see also "Boats").</i>										
Boats, open, pleasure, skiffs and canoes.....	No.	245	11,732					628	879	1015
Launches, gasoline.....	No.	52	30,990		20	364,871	5	629	879	1015
Launches, pleasure, steam, gasoline or other motive power.....								629		
Ships sold to other countries.....				No.	59	5,400,850	21	629	880	1015
Ships and other vessels built in any foreign country, if British registered since September 1, 1902, on application for license to engage in the Canadian coasting trade.....								629		
Vessels, dredges, scows, yachts, boats and other water-borne craft, built outside of Canada, for use in Canadian waters (not including vessels engaged in the coasting trade, nor vessels in transit between Canada and any place outside thereof), n.o.p.....			351,980					629		
Vessels and ships, repairs on.....			46,696					629		
Vessels, materials ex-warehoused for the construction of.....			1,666,042					630		
Total Vessels.....			2,202,740			5,786,802		630	880	1016
Recapitulation—Vehicles and Vessels.....			21,710,967			28,563,392		630	881	1016
<i>Waste.—Rags of cotton, jute, hemp, and wool; paper waste clippings, and waste of all kinds, n.o.p., except metallic; broken glass or glass cullet.</i>										
Whalebone, unmanufactured.....										
Whips of all kinds, including thongs and lashes.....										
Whips, materials for—Square or round reeds and raw hide centres, textile leather or rubber heads, thumbs and tips, and steel, iron or nickel cups for whip ends, imported by whip manufacturers for use exclusively in the manufacture of whips in their own factories.....	Cwt.	505,643	1,626,976	Cwt.	444,311	638,174		631	881	1016
Window cornices and cornice poles of all kinds.....	Lb.	370	22,132					631		
Window shade or blind rollers.....			8,919					632		
			15,244					632		
			8,839					632		



## SESSIONAL PAPER No. 106

Wood—									
Unmanufactured—									
Bamboo-reef, not further manufactured than cut into suitable lengths for walking sticks or canes, or for sticks for umbrellas, parasols or sunshades, and bamboos unmanufactured.									
Bark.....	32,304	Cord.	217	615				632	882
Cane and rattans not manufactured and not further manufactured than split, when for use in Canadian manufactures.	107,631							633	
Cane, reed or rattan, not further manufactured than split, n.o.p.	12,603							633	
Corkwood, unmanufactured.	17,516							633	
Corkwood or cork bark unmanufactured, imported by manufacturers for use in their own factories in the manufacture of corks, strips, shives, shells, and washers of cork.	6,877							634	
Felloes of hickory or oak, not further manufactured than rough sawn or bent to shape.	91,702							634	
Fence posts and railroad ties.	990,500			175,469				634	1020
Handle, heading, stave and shingle bolts, n.o.p.	240,326							634	
Heading and stave bolts and staves in the rough of poplar.	80							634	
Hickory billets.	48,473							635	
Hub, last, wagon, ear and gun blocks, and all like blocks or sticks rough hewn or sawn only, and scale board for cheese boxes.	53,823	No. Cord.	37,417	85,066				635	
Knees and futtlocks.									883
Lathwood.									883
Logs and round unmanufactured timber—									
Birch.....				59,817					883
Cedar.....				337,585					883
Elm.....				6,982					883
Hemlock.....				93,052					884
Oak.....	564,540							635	884
Pine.....				4,450					884
Spruce and tamarack.				271,251					884
Other logs.....				51,465					885
Lumber and timber, planks and boards, when not otherwise manufactured than rough sawn or split or creosoted, vulcanized, or treated by any other preserving process, viz.—									
African teak, amaranth, black heart, ebony, boxwood, cocobora dogwood, lignum vitae, persimmon, red cedar and satin wood.									
Basswood.....	51,516	M ft.	540	16,850	14	664		635	885
Battens.....									885
Butternut.....									
Cherry, chestnut, gumwood, hickory and whitewood.									
Clipboards, pine and spruce.	1,023,792							636	
Deals, pine.	183	St. hd.	6,577	610,841	128	13,368			886
Deals, spruce and other.		" "	51,228	3,159,110					886
Deal ends.		" "	1,229	59,071					887
Hickory.....		M ft.	548,247	1,714,402				636	887
Laths.....	3,457							637	
Mahogany.....	756,141	Feet.						637	
Oak.....	46,772	M ft.						637	
Palings.....									888
Pickets.....									888
Pitch pine.....									
Planks and boards.	51,815	M ft.	1,396,213	116,307				637	
Redwood.....	121,591	Feet.						637	
Rosewood.....	1,119	"						638	1018
Scantling.....									
Spanish cedar.....	514,847	Feet.						638	
Sycamore.....	26,536	"						639	
Walnut.....	1,255,559							639	

No. 18—Imports Entered for Consumption and Exports during Fiscal Year ended March 31, 1918; with References to Tables of Trade by Countries, 1914 to 1918—*Continued.*

TRADE CLASSIFICATION.	IMPORTS FOR CONSUMPTION, 1918.			EXPORTS, 1918.				TRADE BY COUNTRIES, 1914-1918.		
	Unit of Quantity.	Quantity.	Value.	Unit of Quantity.	Canadian Produce.		Foreign Produce.	For Imports see Canadian.	Page.	Page.
					Quantity.	Value.	Quantity.			
Wood— <i>Concluded.</i>			\$			\$				
Unmanufactured— <i>Concluded.</i>										
Lumber and Timber, planks and boards, etc.— <i>Concluded.</i>										
White ash.....	Feet.	909,580	58,944			12,933		19	639	891
Other lumber, n.e.s.....										1019
Planks, boards and other lumber of wood sawn, split or cut, and dressed on one side only, but not further manufactured.....	M ft.	73,769	1,996,597						639	
Planks, boards, deals, sawed, planed or dressed on one or both sides, when the edges thereof are jointed or tongued and grooved.....	" "	8,805	161,599						640	
Shingles.....	M	3,685	10,165	M	1,914,158	5,292,306	6,590	20,305	640	890
Slaves of oak, sawn, split or cut, not further manufactured than listed or jointed.....	M	5,220	174,646						640	
Slaves and headlings.....						85,310				891
Match blocks.....						11,553				892
Nails and spurs.....						29,876				892
Piling.....						137,063		993		1020
Poles.....						172,494		154		892
Pulp wood.....				Cord	1,002,127	8,339,278		222	640	893
Sawdust.....			18,727						641	
Shingle bolts of pine or cedar.....				Cord	3,078	9,150				891
Spokes, hickory and oak, not further manufactured than rough-trimmed and not tenoned, mitred or siled.....			183,680			691,444				891
Stap bolts.....				Cord					641	
Timber, hewn or sawn, square or sided, or cross-cut			192,495							894
Timber, square.....									641	
Ash.....										894
Birch.....										894
Elm.....						20,779				1021
Maple.....						233,915				894
Oak.....						133		32		895
Red pine.....						1,600				895
White pine.....						102,682				1021
Other.....						61,200		775		895
Trenails.....	M	90	10,661						641	
Veneers of oak, rosewood, mahogany, Spanish cedar and walnut, not over $\frac{3}{16}$ of an inch in thickness.....			234,096							
Veneers of wood, n.o.p., not over $\frac{3}{16}$ of an inch in thickness.....			64,314						641	
Willows or osiers, unmanufactured.....			4,706						642	
Wood for fuel.....	Cord.	20,241	60,609		18,028	71,749			642	882
Other produce of the forest.....						14,707		617		896
Total Unmanufactured Wood.....			10,085,902		51,829,121		60,645	642		1022

## SESSIONAL PAPER No. 10b

Manufactured— Barrels containing petroleum or its products, or any mixture of which petroleum forms a part, when such contents are chargeable with a specific duty.	No.	16,743 141,919	18,407 138,719	No.	27,835	35,244	1,724	1,765	643 643	897	1022
Barrels, empty.....											
Barrels or packages of Canadian manufacture which have been exported filled with Canadian products, when returned, or exported empty and returned filled with foreign products.			14,477						644		
Caskets and coffins and metal parts thereof.....			71,114						644		
Corks, manufactured from corkwood, over three-fourths of an inch in diameter measured at the larger end.....	Lb.	297,119	110,507						644		
Corks, manufactured from corkwood, three-fourths of an inch and less in diameter measured at the larger end.....	"	82,476	34,694						645		
Cork slabs, boards, planks and tiles produced from cork waste or granulated or ground cork.....			85,644						645		
Corkwood or cork bark, manufactures of, n.o.p., including strips, shives, shells and washers of cork.....			114,565						645		
Curtain stretchers.....			6,395						645		
Doors.....			111,204						646	897	1023
Fishing rods.....			33,611			7,886			646		
Furniture, house, office, cabinet or store furniture of wood, iron or other material, in parts or finished.....			1,162,874			247,871		7,322	646	898	1023
Handles of all kinds, ash.....			66,395						647		
Handles, D. shovel, wholly of wood, and wood handles for manufacture of D. shovel handles.....			68,183						647		
Handles of all kinds, hickory.....			54,596						647		
Lasts of wood.....			17,992						647		
Matches.....			22,610			45,935			647	898	1023
Match splints.....										899	
Mouldings, plain, gilded or otherwise further manufactured.....			41,820			11,617		310	648	899	1023
Itakes, hay.....	No.	288	74						648		
Refrigerators.....	"	1,758	19,051						648		
Saddle trees and stirrups of wood (Mexican).....			26,291						648		
Show cases of all kinds and metal parts thereof.....			14,823						649		
Spool wood and spools.....			33,598			94,415		2,530	649	899	1024
Umbrella, parasol and sunshade sticks or handles, n.o.p.			19,147						649		
Walking sticks and walking canes of all kinds.....			29,523						649		
Window sash.....			30,155			2,239		83	650	899	1024
Woodenware, churns, n.o.p., washboards, pounders, rolling pins			21,576						650		
Woodenware pails and tubs.....			475,394			5,385,010	19,133,813	10,212	650	900	1024
Wood pulp, chemically prepared.....					Cwt.	4,311,694	6,487,079		651	900	1024
Wood pulp, mechanically prepared.....					"			35,622	651	900	1024
Other manufactures of wood.....			1,986,266								
Total Manufactured Wood.....			4,529,705			26,397,945		99,190	651	900	1025
Recapitulation—Wood.....			14,615,607			78,227,066		159,835	652	901	1025
Works of art in bronze, cast from models made in Canada and designed by sculptors domiciled therein.....									652		
All other articles exported—			7,665								
Agricultural products.....						12,646		3,798		902	1026
Animal produce.....						613,675		18,003		903	1026
Manufactured articles.....						293,353		124,594		904	1026
Miscellaneous articles.....						3,991,989		52,796		904	1027

No. 18—Imports Entered for Consumption, and Exports during Fiscal Year ended March 31, 1918; with References to Tables of Trade by Countries, 1914 to 1918—*Concluded*.

TRADE CLASSIFICATION.	IMPORTS FOR CONSUMPTION, 1918				EXPORTS, 1918.				TRADE BY COUNTRIES, 1914-1918	
	Unit of Quantity.	Quantity.	Value.	Unit of Quantity.	Canadian Produce.		Foreign Produce.		For Imports see Canadian.	For Exports see Foreign.
					Quantity.	Value.	Quantity.	Value.	Page.	Page.
All other articles imported—			\$							
Durable.....										
Free.....										
Totals—Imports: Exports (Mdsc.).....										
Coin and Bullion—										
Coin, British and Canadian, and foreign gold coin.....			1,276,758						653	
Gold bullion in bars, blocks, ingots, drops, sheets or plates, un-			1,003,560						653	
manufactured.....			962,543,746						30	34
Silver coin.....			9,915,761							
Silver bullion, in bars, blocks, ingots, drops, sheets or plates, un-			1,374,580			42,608		1,834,879	653	904
manufactured.....									654	1027
Copper coin.....			988,832			240,673		1,353,918		1028
Recapitulation—Coin and Bullion.....									654	
Totals—Imports: Exports.....										
			12,279,173			7,000		12,325		1028
			974,822,919			290,281		3,201,122	651	905
						1,540,318,069		49,343,126		



STATEMENT No. 19.

IMPORTS FOR CONSUMPTION

BY ARTICLES AND COUNTRIES

DURING THE FISCAL YEAR ENDED MARCH 31,

1914 to 1918.

## No. 19—Imports for Consumption, by Articles and Countries, during Fiscal Years ended March 31, 1914-1918.

Imported from—	1914	1915	1916	1917	1918	Imported from—	1914	1915	1916	1917	1918
----------------	------	------	------	------	------	----------------	------	------	------	------	------

## ABRASIVES.

ABRASIVES, ARTIFICIAL, IN BULK, CRUSHED OR GROUND, FOR THE MANUFACTURE OF ABRASIVE WHEELS AND POLISHING COMPOSITION. (Free.)

	\$	\$	\$	\$	\$	RECAPITULATION.	\$	\$	\$	\$	\$
United Kingdom.....											
Germany.....		336	1,954	555							
United States.....	12,033	948	55,406	90,203	120,826	British Empire.....		336	1,954	555	
Total.....	12,033	10,143	57,360	90,758	120,826	Foreign Countries.....	12,033	11,091	35,406	90,203	120,826

## EMERY IN BULK, CRUSHED OR GROUND. (Free.)

	\$	\$	\$	\$	\$	RECAPITULATION.	\$	\$	\$	\$	\$
United Kingdom.....											
France.....		875	1,039	2,417	4,155	British Empire.....		875	1,039	2,417	4,155
Germany.....		128	2			Foreign Countries.....	6,051	27,275	98,827	121,559	66,321
United States.....	36,897	27,147	98,825	121,559	66,321		36,897				
Total.....	42,948	28,150	99,866	123,976	70,476						

## EMERY AND CARBORUNDUM WHEELS AND MANUFACTURES OF EMERY OR CARBORUNDUM. (Dutiable.)

	\$	\$	\$	\$	\$	RECAPITULATION.	\$	\$	\$	\$	\$
United Kingdom.....											
France.....		798	307	400	1,312	British Empire.....		798	307	400	1,312
Germany.....		76				Foreign Countries.....	405	85,229	169,300	429,188	481,796
Japan.....		133	1								
United States.....	123,729	85,020	169,299	429,188	481,796		123,948				
Total.....	124,353	86,027	169,607	429,588	486,108						

## IRON SAND OR GLOBULES OR IRON SHOT, AND DRY PUTTY FOR POLISHING GLASS OR GRANITE, OR FOR SAWING STONE. (Free.)

	\$	\$	\$	\$	\$	RECAPITULATION.	\$	\$	\$	\$	\$
United Kingdom.....											
United States.....		3,775	2,423	1,230	3,378	British Empire.....		3,775	2,423	1,230	3,378
		9,274	3,002	19,651	38,051	Foreign Countries.....	1,853	3,775	2,423	1,230	3,378
Total.....	9,144	13,049	5,425	20,881	41,429		7,291	9,274	3,002	19,651	38,051



No. 19—Imports for Consumption, by Articles and Countries, during Fiscal Years ended March 31, 1914-1918—*Con.*

Imported from—	1914	1915	1916	1917	1918	Imported from—	1914	1915	1916	1917	1918
ANIMALS LIVING.											
CATTLE FOR EXHIBITION PURPOSES (Free.)											
United Kingdom.....	No.	No.	No.	No.	No.	United Kingdom.....	\$	\$	\$	\$	\$
Newfoundland.....	166	47	113	314	38	United States.....	28,890	10,125	28,596	62,482	135,951
United States.....	192	284	44	268	517	Total.....	49,135	47,208	20,330	65,466	255,540
Total.....	358	331	158	582	951	RECAPITULATION.	76,025	57,333	48,976	127,948	391,491
RECAPITULATION.						British Empire.....	28,890	10,125	28,646	62,482	135,951
Foreign Countries.....	166	47	114	314	404	Foreign Countries.....	49,135	47,208	20,330	65,466	255,540
	192	284	44	268	547						
CATTLE FOR THE IMPROVEMENT OF STOCK. (Free.)											
United Kingdom.....	No.	No.	No.	No.	No.	United Kingdom.....	\$	\$	\$	\$	\$
Newfoundland.....	166	47	113	314	404	Newfoundland.....	28,890	10,125	28,596	62,482	135,951
United States.....	192	284	44	268	517	United States.....	49,135	47,208	20,330	65,466	255,540
Total.....	358	331	158	582	951	Total.....	76,025	57,333	48,976	127,948	391,491
RECAPITULATION.						RECAPITULATION.	28,890	10,125	28,646	62,482	135,951
British Empire.....	166	47	114	314	404	British Empire.....	49,135	47,208	20,330	65,466	255,540
Foreign Countries.....	192	284	44	268	547	Foreign Countries.....					
CATTLE, N.O.P. (Dutiable.)											
United Kingdom.....	No.	No.	No.	No.	No.	United Kingdom.....	\$	\$	\$	\$	\$
Mexico.....	2,298	9	9	3,094	4,025	Mexico.....	1,335	42,255	1,000	95,490	194,285
United States.....	7,063	1,633	365	3,094	4,025	United States.....	166,175	42,255	15,422	95,490	194,285
Total.....	9,369	1,633	374	3,094	4,025	Total.....	193,732	42,255	16,422	95,490	194,285
RECAPITULATION.						RECAPITULATION.	1,335	42,255	1,000	95,490	194,285
British Empire.....	8	1,633	9	3,094	4,025	British Empire.....	1,335	42,255	1,000	95,490	194,285
Foreign Countries.....	9,361	1,633	365	3,094	4,025	Foreign Countries.....	192,397	42,255	15,422	95,490	194,285
DOGS FOR THE IMPROVEMENT OF STOCK. (Free.)											
United Kingdom.....	No.	No.	No.	No.	No.	United Kingdom.....	\$	\$	\$	\$	\$
Newfoundland.....	211	113	59	60	105	Newfoundland.....	12,123	6,911	3,493	6,049	6,012
Belgium.....	1	1	1	1	1	Belgium.....	20	20	20	20	20
France.....	7	4	4	1	300	France.....	300	350			



SESSIONAL PAPER No. 10b

Switzerland.....	670	2	441	514	562	Switzerland.....	123	22,157	26,664
United States.....	883	516	500	575	667	United States.....	20,933	28,226	32,676
Total.....		636				Total.....	25,075		
RECAPITULATION.						RECAPITULATION.			
British Empire.....	211	114	59	61	105	British Empire.....	6,931	6,069	6,012
Foreign Countries.....	677	522	441	514	562	Foreign Countries.....	21,406	22,157	26,664

POULTRY, DOMESTIC, PURE BRED, FOR THE IMPROVEMENT OF STOCK. (Free.)

United Kingdom.....	No.	492	No.	193	No.	187	United Kingdom.....	\$	3,087	\$	1,326	\$	1,507
British Oceania—	1,613						British Oceania—	4,417					
Australia.....	20						Australia.....	154					
New Zealand.....		3	10				New Zealand.....				50		
Newfoundland.....							Newfoundland.....						
Belgium.....	5						Belgium.....	27					
France.....		6					France.....	42					
United States.....	27,123	75,647	34,329	48,187	84,803	United States.....	53,640	42,236	27,992	37,586	47,183		
Total.....	28,761	76,148	34,532	48,337	84,900	Total.....	58,238	45,370	29,368	38,714	48,690		
RECAPITULATION.						RECAPITULATION.							
British Empire.....	1,633	465	203	170	187	British Empire.....	4,371	3,092	1,376	1,128	1,507		
Foreign Countries.....	27,128	75,633	34,329	48,187	84,803	Foreign Countries.....	53,667	42,278	27,992	37,583	47,183		

GOATS FOR THE IMPROVEMENT OF STOCK. (Free.)

United Kingdom.....	No.	4	No.	2	No.	4	United Kingdom.....	\$	110	\$	75	\$	314
United States.....	4						United States.....	191					848
Total.....	4	4	2	33	25	Total.....	191	110	75	1,165	1,162		
RECAPITULATION.						RECAPITULATION.							
British Empire.....		4				British Empire.....							314
Foreign Countries.....	4		2	33	21	Foreign Countries.....	191	110	75	1,165	848		

HORSES FOR EXHIBITION PURPOSES.

United Kingdom.....	No.		No.		No.		United Kingdom.....	\$		\$		\$	
United States.....							United States.....						
Total.....							Total.....						
RECAPITULATION.						RECAPITULATION.							
British Empire.....						British Empire.....							
Foreign Countries.....						Foreign Countries.....							

No. 19—Imports for Consumption, by Articles and Countries, during Fiscal Years ended March 31, 1914-1918—*Con.*

Imported from—	1914	1915	1916	1917	1918	Imported from—	1914	1915	1916	1917	1918
ANIMALS LIVING—Continued.											
HORSES FOR THE IMPROVEMENT OF STOCK. (Free.)											
United Kingdom.....	No. 828	No. 174	No. 79	No. 56	No. 47	United Kingdom.....	\$ 286,688	\$ 51,884	\$ 33,418	\$ 51,417	\$ 19,443
Belgium.....	25	17	.....	.....	.....	Belgium.....	18,250	12,201	.....	.....	.....
France.....	63	26	.....	.....	.....	France.....	32,553	17,963	.....	.....	.....
United States.....	616	241	229	444	653	United States.....	307,293	123,286	107,308	180,023	309,008
Total.....	1,532	458	308	500	700	Total.....	644,784	205,334	140,726	231,440	328,451
RECAPITULATION.											
British Empire.....	828	174	70	56	47	British Empire.....	286,688	51,884	33,418	51,417	19,443
Foreign Countries.....	704	284	229	444	653	Foreign Countries.....	358,096	153,450	107,308	180,023	309,008

HORSES, OVER ONE YEAR OLD, VALUED AT \$50 OR LESS PER HEAD. (Dutiable.)											
United Kingdom.....	No. 15	No. 32	No. 42	No. 11	No. 9	United Kingdom.....	\$ 740	\$ 1,250	\$ 2,100	\$ 550	\$ 450
Newfoundland.....	15	.....	.....	.....	.....	Newfoundland.....	300	.....	.....	.....	.....
Mexico.....	124	60	11	39	97	Mexico.....	4,898	2,778	520	1,775	4,690
United States.....	.....	.....	.....	.....	.....	United States.....	.....	.....	.....	.....	.....
Total.....	154	92	53	50	106	Total.....	5,938	4,028	2,620	2,325	5,140
RECAPITULATION.											
British Empire.....	15	32	42	11	9	British Empire.....	740	1,250	2,100	550	450
Foreign Countries.....	139	60	11	39	97	Foreign Countries.....	5,198	2,778	520	1,775	4,690

HORSES, N.O.P. (Dutiable.)											
United Kingdom.....	No. 691	No. 4	No. 1	No. 3	No. 3	United Kingdom.....	\$ 58,212	\$ 772	\$ 600	\$ 1,300	\$ 1,300
British West Indies.....	.....	.....	.....	.....	.....	British West Indies.....	.....	85	.....	.....	.....
Newfoundland.....	15	21	.....	3	.....	Newfoundland.....	1,005	1,107	.....	150	.....
Belgium.....	11	7	.....	.....	.....	Belgium.....	2,750	7,876	.....	.....	.....
United States.....	5,696	2,769	1,353	1,819	3,331	United States.....	546,178	252,000	153,396	216,946	379,446
Total.....	6,413	2,802	1,354	1,825	3,331	Total.....	608,145	261,840	153,996	218,396	379,446
RECAPITULATION.											
British Empire.....	706	26	1	6	.....	British Empire.....	59,217	1,964	600	1,450	.....
Foreign Countries.....	5,707	2,776	1,353	1,819	3,331	Foreign Countries.....	548,928	259,876	153,396	216,946	379,446

SESSIONAL PAPER No. 10b

PIGEONS, HOMING OR MESSENGER, AND PHEASANTS AND QUAILS. (Free.)

United Kingdom.....	\$ 536	\$ 248	\$ .....	\$ 157	RECAPITULATION.				\$	\$
British Oceania—										
Australia.....										
Belgium.....		11		56						
China.....				90					248	126
Japan.....				369					3,431	3,522
United States.....	2,665	3,420	2,360	3,153					2,360	4,240
Total.....	3,141	3,679	2,360	3,648						

SHEEP FOR EXHIBITION PURPOSES.

United Kingdom.....	No.	No.	No.	No.	No.	United Kingdom.....				\$	\$	\$
United States.....					6							160
Total.....					6							160
RECAPITULATION.												
British Empire.....						British Empire.....						
Foreign Countries.....					6	Foreign Countries.....						160

SHEEP FOR THE IMPROVEMENT OF STOCK. (Free.)

United Kingdom.....	No.	No.	No.	No.	No.	United Kingdom.....	\$	\$
United States.....	161	280	70	244	275	United States.....	5,398	5,640
	155	63	12	19	7,305		3,924	18,642
Total.....	316	343	82	263	7,580	Total.....	2,184	31,244
RECAPITULATION.								
British Empire.....	161	280	76	244	275	British Empire.....	3,924	5,640
Foreign Countries.....	155	63	12	19	7,305	Foreign Countries.....	2,184	1,167
							6,108	6,807
				</				

SHEEP, N.O.P. (Dutiable.)

United Kingdom.....	No.	No.	No.	No.	No.	United Kingdom.....	\$	\$	\$
Newfoundland.....	15				255	Newfoundland.....	324		3,825
United States.....	209,764	110,663	68,523	67,742	37,626	United States.....	630,555	1,435	244,709
Total.....	209,779	110,663	68,564	67,742	37,881	Total.....	630,879	230,860	129,679
RECAPITULATION.									
British Empire.....	15				255	British Empire.....	324	1,435	3,825
Foreign Countries.....	209,764	110,663	68,523	67,742	37,626	Foreign Countries.....	630,555	230,860	129,679





[illegible]

OTHER ANIMALS, N.O.P. (Dutiable.)

[illegible]

## RECAPITULATION—ANIMALS, LIVING (Duttable and Free.)

[illegible]

No. 19—Imports for Consumption, by Articles and Countries, during Fiscal Years ended March 31, 1914-1918—*Con.*

Imported from—	1914	1915	1916	1917	1918	1919
APPAREL (see also "Furs," "Gutta-Percha," "Leather" and "Textiles.")						
BELTS OF ALL KINDS, N.O.P., EXCEPT SILK. (Dutiable.)						
United Kingdom.....	\$ 21,681	\$ 14,106	\$ 9,136	\$ 8,514	\$ 4,193	\$
Hong Kong.....	5	5	5	5	5	59,067
Austria-Hungary.....	1,049	490	251	347	38	63,421
France.....	3	122	5	48	23	
St. Pierre and Miquelon.....	235	15	5			
Germany.....	53					
Japan.....						
United States.....						
Total.....						
RECAPITULATION.						
British Empire.....						
Foreign Countries.....						
Total.....						

## BOOTS, SHOES, SLIPPERS AND INSOLES OF ALL KINDS, EXCEPT RUBBER AND LEATHER. (Dutiable.)

United Kingdom.....	\$ 209,630	\$ 169,231	\$ 72,723	\$ 92,692	\$ 102,972	\$
British East Indies—						
Straits Settlements.....						
Hong Kong.....	5,526	8,707	6,943	11,637	13,267	1
Austria-Hungary.....	2,900	2,344				924
China.....	3,087	1,793	1,405	254	54	483
Egypt and Sudan.....	1,822	3,775	42			21
France.....	1	1				32,069
St. Pierre and Miquelon.....	25,653	12,511				118,277
Germany.....	2,211	1,645	3,357	6,724	16,020	
Netherlands.....	12	4	3			
Norway.....	1,676	562	802	890		
United States.....						
Total.....						
RECAPITULATION.						
British Empire.....						
Foreign Countries.....						
Total.....						

## BRACES OR SUSPENDERS AND FINISHED PARTS OF. (Dutiable.)

United Kingdom.....	\$ 13,551	\$ 9,072	\$ 4,364	\$ 4,633	\$ 2,712	\$
Hong Kong.....	8,533	8,471	4,965	3,116	2,755	
France.....	15	5				
Germany.....	14	2		293	86	
Japan.....	67,248	37,495	36,716	97,492	71,280	
United States.....						
Total.....						
RECAPITULATION.						
British Empire.....						
Foreign Countries.....						
Total.....						

Button Blanks of Animal Shell, in the Rough. (Dutiable.)

[illegible]

BUTTONS, OF ALL KINDS, COVERED OR NOT, N.O.P., INCLUDING RECOGNITION BUTTONS, AND COLLAR AND CUFF BUTTONS. (Dutiable.)

[illegible]

Buttons of Vegetable Ivory. (Dutiable.)

Gross.	Gross.	Gross.	Gross.		\$	\$	\$	\$	\$
United Kingdom.....	11,971	2,427	2,616	313	United Kingdom.....	4,187	1,618	1,026	280
Austria-Hungary.....	2,646	6			Austria-Hungary.....	1,374	7		
France.....					France.....				
Germany.....	312				Germany.....	246			
Italy.....	6,487	3,643			Italy.....	2,367	1,073		
Japan.....	222				Japan.....	71			
United States.....	6,180	9,231	10,825	13,881	United States.....	7,300	11,947	17,080	25,546
Total.....	27,718	15,307	13,441	14,194	Total.....	15,515	14,245	18,706	25,826
<b>RECAPITULATION.</b>					<b>RECAPITULATION.</b>				
British Empire.....	11,971	2,427	2,616	313	British Empire.....	4,187	1,618	1,026	280
Foreign Countries.....	15,747	12,880	10,825	13,881	Foreign Countries.....	11,328	12,627	17,080	25,546

LASINGS, MOHAR CLOTH, or OTHER MANUFACTURES OF CLOTH, WOVEN OR MADE IN PATTERNS OF SUCH SIZE, SHAPE OR FORM, OR CUT IN ANY SUCH MANNER AS TO BE FIT ONLY FOR COVERING BUTTONS, WHEN IMPORTED BY MANUFACTURERS OF BUTTONS. (Free.)

[illegible]

No. 19—Imports for Consumption, by Articles and Countries, during Fiscal Years ended March 31, 1914-1918—*Con.*

Imported from—	1914	1915	1916	1917	1918	Imported from—	1914	1915	1916	1917	1918
<b>APPAREL—Continued.</b> <b>BUTTONS AND MATERIALS FOR—Concluded.</b> <b>SHOE BUTTONS, PAPIER MACHÉ. (Frec.)</b>											
United Kingdom.....	\$ 271	\$ 106	\$ 14	\$ 6	\$ 31	RECAPITULATION.					
Austria-Hungary.....	49	571	17,488	29,434	11,056	British Empire.....	271	106	14	6	31
Germany.....	2,232	15,295	17,488	29,434	11,056	Foreign Countries.....	17,229	15,915	17,488	29,434	11,056
United States.....	14,997	18,021	17,502	29,440	11,057						
Total.....	17,500	18,021	17,502	29,440	11,057						
<b>SHOE BUTTONS, N.O.P. (Dutiable.)</b>											
United Kingdom.....	\$ 67	\$ 81	\$ 1	\$ 1	\$ 1	RECAPITULATION.					
Austria-Hungary.....	28	189	2,933	4,570	2,759	British Empire.....	67	81	1	1	1
Belgium.....	267	1,311	2,933	4,570	2,759	Foreign Countries.....	2,707	1,311	2,933	4,570	3,009
France.....	180	1,311	2,933	4,570	2,759						
Germany.....	180	1,311	2,933	4,570	2,759						
Japan.....	2,043	1,392	2,933	4,571	3,010						
United States.....	2,043	1,392	2,933	4,571	3,010						
Total.....	2,774	1,392	2,933	4,571	3,010						
<b>TOTAL BUTTONS AND MATERIALS FOR. (Dutiable and Free.)</b>											
United Kingdom.....	\$ 145,152	\$ 88,012	\$ 49,204	\$ 72,831	\$ 27,136	Norway.....	\$ 6	\$ 6	\$ 6	\$ 6	\$ 6
Hong Kong.....	7	4	8	2	47	Spain.....	184	184	184	184	184
Austria-Hungary.....	69,342	19,215	19,215	19,215	985	Switzerland.....	985	985	985	985	985
Belgium.....	10,906	4,852	4,852	4,852	465,021	United States.....	465,021	366,755	491,194	718,207	718,207
China.....	34,818	10,289	7,959	14,765	5,561	Total.....	871,181	566,439	623,645	1,000,418	927,972
France.....	86,421	21,056	6,161	1,569	155	RECAPITULATION.					
Germany.....	14,040	5,907	6,119	170,587	175,979	British Empire.....	145,159	88,016	49,212	72,833	27,183
Japan.....	41,292	50,349	66,119	170,587	175,979	Foreign Countries.....	726,022	478,423	574,433	927,585	900,789
Netherlands.....	7	608	608	608	515						
<b>COLLARS OF COTTON OR LINEN, XYLOLITE, XYOLITE OR CELLULOID. (Dutiable.)</b>											
United Kingdom.....	Dozen 71,440	Dozen 33,238	Dozen 30,862	Dozen 23,904	Dozen 16,537	United Kingdom.....	\$ 72,161	\$ 33,337	\$ 30,346	\$ 27,761	\$ 19,691
British East Indies—						British East Indies—					
India.....	38,961	5,697	2	2	30,947	India.....	30,947	4,932	3	3	3
Austria-Hungary.....	70	557	1,408	17,891	233	Austria-Hungary.....	53	398	4,062	10,967	441
Belgium.....	609	257	1,408	17,891	233	Belgium.....	771	398	4,062	10,967	441
France.....	609	257	1,408	17,891	233	France.....	771	398	4,062	10,967	441



Germany.....	3,570	1,244	25	7	15	Germany.....	4,267	1,703	25	5
Japan.....	9	6	496	41,935	3,229	Japan.....	7	8	677	5
Switzerland.....	5,535	6,518	35,020	38,148	20,868	Switzerland.....	7,224	9,201	36,339	35,231
United States.....	90,325	63,201	62,015	121,835	40,877	United States.....	96,185	74,059	77,419	50,950
Total.....	210,519	110,161	129,843	23,904	16,527	Total.....	211,615	123,698	148,871	134,964
RECAPITULATION.						RECAPITULATION.				
British Empire.....	71,440	33,238	30,864	97,981	21,350	British Empire.....	72,161	33,337	30,319	27,761
Foreign Countries.....	139,079	76,923	98,984			Foreign Countries.....	139,454	90,361	118,522	97,203

CORSETS OF ALL KINDS. (Dutiable.)

United Kingdom.....	\$	\$	\$	\$	\$	\$	\$	\$	\$	\$
Belgium.....	6,712	13,880	7,982	7,330	6,458					
France.....	2,118	456	384	303	133					
Germany.....	8,419	1,673								
United States.....	642,353	507,550	431,903	425,025	367,118	British Empire.....	6,712	13,880	7,982	7,330
Total.....	659,833	523,666	440,269	433,258	373,709	Foreign Countries.....	653,121	509,786	432,237	425,958
						RECAPITULATION.				
						British Empire.....				6,458
						Foreign Countries.....				367,251

CORSET CLASPS, BUSKS, BLANKS AND STEELS, AND COVERED CORSET WIRES CUT TO LENGTH, TIPPED OR UNTIPPED, REED, RATTAN AND HORN, COVERED. (Dutiable.)

United Kingdom.....	\$	\$	\$	\$	\$	\$	\$	\$	\$	\$
Germany.....	91	237	65	94						
United States.....	8,200	12,038	25,280	84,385	16,423	British Empire.....	91	237	65	94
Total.....	8,503	12,773	25,345	84,479	16,423	Foreign Countries.....	8,412	12,536	25,280	84,385
						RECAPITULATION.				
						British Empire.....				
						Foreign Countries.....				16,423

CUFFS OF COTTON, LINEN, XYLOLITE, XYLOLITE OR CELLULOID. (Dutiable.)

United Kingdom.....	Pair.	Pair.	Pair.	Pair.	Pair.	United Kingdom.....	\$	\$	\$	\$
France.....	2,467	1,635	1,444	190	144	France.....	331	217	350	32
Switzerland.....	15	69				Switzerland.....	2		19	
United States.....	4,307	1,187	264	402	523	United States.....	660	132	45	265
Total.....	6,789	2,822	1,777	592	667	Total.....	993	349	414	237
RECAPITULATION.						RECAPITULATION.				
British Empire.....	2,467	1,635	1,444	190	144	British Empire.....	331	217	350	32
Foreign Countries.....	4,322	1,187	333	402	523	Foreign Countries.....	662	132	64	265

No. 19—Imports for Consumption, by Articles and Countries, during Fiscal Years ended March 31, 1914-1918—*Con.*

Imported from—	1914	1915	1916	1917	1918	Imported from—	1914	1915	1916	1917	1918
APPAREL—Continued.											
GLOVES AND MITTS OF ALL KINDS. (Dutiable.)											
United Kingdom.....	1,219,387	763,032	482,291	719,697	638,461	Portugal.....					
Hong Kong.....		2	3	8	89	Spain.....					
Newfoundland.....	9		5	17	6						
Austria-Hungary.....	51,412	15,886				Switzerland.....	7,451	1,233	591	1,707	1,255
Belgium.....	2,379	4,403				United States.....	323,461	273,072	313,611	418,335	437,316
China.....	3					Total.....	2,722,131	1,733,101	1,275,161	1,717,810	1,688,944
Denmark.....	649,218	427,473	400,703	496,282	459,559	RECAPITULATION.					
France.....	387,686	174,138	16								
Germany.....	80,058	102,393	77,357	70,481	45,413	British Empire.....	1,219,393	761,024	481,209	719,722	638,559
Japan.....	41	187	891	11,313	106,842	Foreign Countries.....	1,502,234	1,001,022	793,165	935,113	1,050,355
Netherlands.....		202									

## HATS, CAPS AND BONNETS AND MATERIALS FOR.

BRAIDS OR PLAITS OF CHIP, PALM LEAF, MANILA, WILLOW, OSIER, RATTAN, STRAW, TUSCAN OR GRASS, SUITABLE FOR MAKING OR ORNAMENTS HATS, AND PLAIT BRAIDS OR PLAITS OF GLAZED COTTON THREAD NOT OVER  $\frac{1}{4}$  INCH WIDE, FOR THE MANUFACTURE OF HAT BODIES. (Free.)

United Kingdom.....	82,238	88,824	73,151	81,902	59,014	United States.....	114,884	136,514	215,180	253,641	322,790
British West Indies.....			2			Total.....	261,656	292,635	347,008	425,073	496,892
Austria-Hungary.....	9,414	6,766	12,234	6,582	4,280						
France.....	5,913	1,465	739	119	10,285	RECAPITULATION.					
Germany.....	5,362	6,822	1,501	5,162	15,663	British Empire.....	82,238	88,824	73,153	81,902	59,014
Italy.....	20,702	44,554	40,592	71,148	65,637	Foreign Countries.....	179,418	203,861	273,855	343,171	437,878
Japan.....	16,183	6,825	3,609	6,519	19,823						
Switzerland.....	6,960										
BUCKRAM ADAPTED FOR THE MANUFACTURE OF HAT AND BONNET SHAPES. (Free.)											
United Kingdom.....	9,801	12,492	10,420	11,863	6,843	RECAPITULATION.					
France.....	1,116	3,994		22		British Empire.....	9,801	12,492	10,420	11,863	6,843
Germany.....	1,940			24		Foreign Countries.....	26,021	48,353	68,481	95,749	110,936
Japan.....		44,349	68,481	95,703	110,936						
United States.....	22,665			107,612	117,779						
Total.....	35,822	60,845	78,901	107,612	117,779						

HAT, CAP AND BONNET SHAPES, AND HAT AND BONNET CROWNS. (Dutiable.)

[illegible]

HATS, CAPS, ETC., OF STRAW, GRASS, CHIP OR OTHER MATERIAL, N.O.P. (Dutiable.)

[illegible]

## HATS OF BEAVER, SILK OR FELT. (Dutiable.)

[illegible]

No. 19—Imports for Consumption, by Articles and Countries, during Fiscal Years ended March 31, 1914-1918—*Con.*

Imported from—	1914	1915	1916	1917	1918	Imported from—	1914	1915	1916	1917	1918
<b>APPAREL—Continued.</b>											
<b>HATS, CAPS AND BONNETS AND MATERIALS FOR—Concluded.</b>											
<b>HATERS' BANDS (NOT CORDS), BINDINGS AND HAT SWEATS, HATERS' TIPS AND SIDES WHEN CUT TO SHAPE, AND CASHMERE WHEN CUT TO SHAPE FOR UNDER BRIMS AND HAT COVERS WHEN IMPORTED BY MANUFACTURERS OF HATS AND CAPS FOR USE EXCLUSIVELY IN THE MANUFACTURE OF THESE ARTICLES IN THEIR OWN FACTORIES. (Free.)</b>											
United Kingdom.....	\$ 51,044	\$ 33,425	\$ 27,336	\$ 46,416	\$ 22,030	United States.....	\$ 68,454	\$ 82,395	\$ 112,947	\$ 184,107	\$ 208,938
British West Indies.....	198	115	107	.....	.....	Total.....	130,506	121,082	143,615	246,592	252,261
Austria-Hungary.....	222	893	.....	.....	.....	RECAPITULATION.					
Belgium.....	2,972	1,346	2,360	6,162	12,697	British Empire.....	51,014	33,623	27,443	46,416	22,030
France.....	7,667	2,698	342	1,315	2,318	Foreign Countries.....	79,552	87,459	116,172	200,176	230,231
Germany.....	212	12	90	.....	.....						
Italy.....	.....	.....	433	8,592	6,248						
Japan.....	25	.....	.....	.....	.....						
Switzerland.....	.....	.....	.....	.....	.....						
Total.....	92,089	105,976	91,144	196,525	308,536						
<b>HATERS' FURS, NOT ON THE SKIN. (Free.)</b>											
United Kingdom.....	\$ 12,675	\$ 11,616	\$ 759	\$ 5,997	\$ 16,031	RECAPITULATION.	\$	\$	\$	\$	\$
Belgium.....	20,741	2,891	.....	.....	.....	British Empire.....	12,675	11,616	759	5,997	16,031
France.....	1,085	184	.....	.....	.....	Foreign Countries.....	80,014	94,300	90,385	190,528	222,505
Germany.....	1,356	.....	90,335	190,528	292,505						
Netherlands.....	56,832	91,285	91,144	196,525	308,536						
United States.....	.....	.....	.....	.....	.....						
Total.....	92,089	105,976	91,144	196,525	308,536						
<b>HATERS' PULSH OF SILK OR COTTON. (Free.)</b>											
United Kingdom.....	\$ 22,357	\$ 7,764	\$ 5,768	\$ 4,515	\$ 7,700	RECAPITULATION.	\$	\$	\$	\$	\$
Belgium.....	5,821	6,705	626	1,392	19,433	British Empire.....	22,357	7,704	5,768	4,515	7,700
France.....	31,732	61,913	.....	1,166	.....	Foreign Countries.....	44,799	84,287	53,325	14,492	35,482
Germany.....	7,240	15,418	52,699	11,934	16,049						
Netherlands.....	.....	.....	.....	.....	.....						
United States.....	.....	.....	.....	.....	.....						
Total.....	67,156	92,051	59,093	19,007	43,182						
<b>HOODS, UNFINISHED, COMPOSED OF LEGHORN, MANILA, PALM LEAF, GRASS, WILLOW OR CHIP, NOT BLEACHED OR BLOCKED. (Free.)</b>											
United Kingdom.....	\$ 74	\$ 99	\$ 2,517	\$ 214	\$ 1,301	RECAPITULATION.	\$	\$	\$	\$	\$
British West Indies.....	3,941	574	34	.....	.....	British Empire.....	4,015	2,616	214	1,301	6,764
Italy.....	532	2,781	5,971	5,785	8,065	Foreign Countries.....	1,748	3,555	5,371	.....	.....
Japan.....	1,216	.....	.....	.....	.....						
United States.....	.....	.....	.....	.....	.....						
Total.....	1,748	4,015	5,971	5,785	8,065						



[illegible]

LACES, BOOT, SHOE, SHIRT AND STAY OF ANY MATERIAL. (Dutiable.)

	\$	\$	\$	\$	\$	\$	\$	\$	\$
United Kingdom.....	18,166	19,212	21,295	14,122	7,945	48,990	27,217	12,804	9,839
Hong Kong.....	6	17	11	337	93	67,304	46,538	34,110	24,903
France.....	38	39	39	337	93	67,304	46,538	34,110	24,903
Germany.....	74	53	53	337	93	67,304	46,538	34,110	24,903
Italy.....	10	10	10	337	93	67,304	46,538	34,110	24,903
Switzerland.....	20	20	20	337	93	67,304	46,538	34,110	24,903
United States.....									
Total.....									
RECAPITULATION.									
British Empire.....						18,172	19,229	21,295	7,945
Foreign Countries.....						49,132	27,309	12,815	10,432

No. 19—Imports for Consumption, by Articles and Countries, during Fiscal Years ended March 31, 1914-1918—*Con.*

Imported from—	1914	1915	1916	1917	1918	Imported from—	1914	1915	1916	1917	1918
United Kingdom.....	\$ 73,640	\$ 55,677	\$ 23,443	\$ 12,066	\$ 7,032	Norway.....	\$ 7	\$	\$	\$	\$
Hong Kong.....	53			34	1	United States.....	18,776	16,438	11,776	20,359	14,483
Austria-Hungary.....	9	109				Total.....	98,376	77,603	38,969	36,537	26,063
Belgium.....		37				RECAPITULATION.					
China.....	25				64						
France.....	718	493	283			British Empire.....	73,893	55,677	23,443	12,100	7,033
Germany.....	3,472	2,266	366			Foreign Countries.....	24,483	21,926	13,526	23,437	19,030
Italy.....											
Japan.....	1,476	2,583	3,101	4,078	4,483						

APPAREL—Continued.

UMBRELLAS, PARASOLS AND SUNSHADES OF ALL KINDS AND MATERIALS. (Dutiable.)

RECAPITULATION—APPAREL. (Dutiable and Free.)

United Kingdom.....	\$ 4,857,483	\$ 2,678,509	\$ 1,685,132	\$ 2,102,490	\$ 1,624,143	Italy.....	\$ 273,807	\$ 226,647	\$ 177,473	\$ 250,674	\$ 214,423
British East Indies—						Japan.....	88,612	110,969	123,513	349,424	497,845
India.....						Mexico.....	2,049	370	1,220	608	515
Straits Settlements.....			3		9	Netherlands.....	73	834	3		
Other.....						Norway.....	44		802	890	2
British West Indies.....	4,292	8,733	3,888	229	1,439	Portugal.....	2,204	562	12	20	
Hong Kong.....	8,620	8,742	6,969	11,745	13,667	Spain.....	99	47	12		
Newfoundland.....	174	262	5	158	6	Azores and Madeira.....	196		1,566	2	652
Austria-Hungary.....	192,174	59,777	273			Switzerland.....	27,126	22,015	41,584	52,984	33,844
Belgium.....	127,152	41,250	400			Turkey.....	46	21			
China.....	12,561	8,560	13,639	6,817	4,334	United States.....	4,001,533	3,447,067	3,807,874	5,410,331	5,566,657
Cuba.....			81			Total.....	10,813,065	7,442,622	6,323,051	8,756,445	8,520,639
Denmark.....	2					RECAPITULATION.					
Ecuador.....	2,137	1,155	702			British Empire.....	4,690,569	2,896,246	1,695,987	2,114,623	1,639,264
Egypt and Sudan.....		1				Foreign Countries.....	6,212,496	4,746,376	4,627,064	6,641,822	6,881,375
France.....	886,061	535,148	457,833	568,876	533,103						
Madagascar.....			8								
St. Pierre and Miquelon.....	3	6									
Germany.....	625,696	291,810	41	1,166							

## SESSIONAL PAPER No. 10b

APPAREL, WEARING, AND OTHER PERSONAL AND HOUSEHOLD EFFECTS, NOT MERCHANDISE, OF BRITISH SUBJECTS DYING ABROAD, BUT DOMICILED IN CANADA; BOOKS, PICTURES, FAMILY PLATE OR FURNITURE, PERSONAL EFFECTS AND HEIRLOOMS LEFT BY BEQUEST. (Free.)

	\$	\$	\$	\$	\$	\$	\$	\$	\$	\$
United Kingdom.....	18,623	19,147	7,630	9,688	8,884					
Bermuda.....		100						566		
British Africa, South.....								15		
British East Indies—	65	85		146				39		
India.....		250	35					100		
British Oceania—								40		
Australia.....	10	100	20							
Fiji.....	25									
New Zealand.....	55		10		25					
British West Indies.....	150									
Egypt and Sudan.....			10	150						
Newfoundland.....	58	30	25	600				16,588	22,209	28,718
Austria-Hungary.....	125							50		
Belgium.....		30							100	
Belgian Congo.....										
Cuba.....				75				37,739	31,535	37,627
Denmark.....		95		324						
France.....	872	1,340	1,457	125				18,986	7,730	8,909
Germany.....	70	591		95				18,753	23,805	28,718
Total.....								39,107	32,029	
RECAPITULATION.										
British Empire.....								19,712	10,584	
Foreign Countries.....								19,395	21,445	

ARTICLES AND OTHER GOODS, THE GROWTH, PRODUCE OR MANUFACTURE OF CANADA, RETURNED WITHIN FIVE YEARS AFTER HAVING BEEN EXPORTED. (Free.)

	\$	\$	\$	\$	\$	\$	\$	\$	\$	\$
United Kingdom.....	31,032	126,005	98,114	251,534	932,301					
Bermuda.....		189	1,713	35	280			3,700		
British Africa, South.....			62		469			651		500
British East Indies—	195									
India.....		100								
Straits Settlements.....		330		690				62		
British Guiana.....								191		
British Oceania—			9		84			247		
Australia.....	1,882	2,086	9,107	436	768			557,242	800,437	1,478,173
New Zealand.....			21	242	1,870			6,191	6,704	
British West Indies.....	1,456	9,223	1,790	2,474	3,914			718,652	1,155,259	2,435,359
Hong Kong.....		25	413							
Newfoundland.....	32,445	11,156	114,704	11,830	12,538					
Argentine Republic.....		55		1,096						
Austria-Hungary.....	6,000									
Belgium.....	1,561							691,688	1,166,104	
China.....										
France.....	270	580	14,735		1,676			149,114	225,933	952,224
St. Pierre and Miquelon.....	110	110	34,365	51	1,525			569,533	940,171	1,483,135
Total.....										
RECAPITULATION.										
British Empire.....								67,010	270,291	
Foreign Countries.....								627,678	884,963	





SESSIONAL PAPER No. 10b

## ARTICLES FOR THE ANGLO-AMERICAN TELEGRAPH CO. (Free.)

	\$	\$	\$	\$	\$	\$	\$	\$	\$	\$
United Kingdom.....										
United States.....										
Total.....	16	13	16	13	16	13	16	13	16	13
RECAPITULATION.										
British Empire.....										
Foreign Countries.....										
Total.....	16	13	16	13	16	13	16	13	16	13

## ARTICLES FOR THE PERSONAL OR OFFICIAL USE OF CONSULS GENERAL WHO ARE NATIVES OR CITIZENS OF THE COUNTRIES THEY REPRESENT, AND WHO ARE NOT ENGAGED IN ANY OTHER BUSINESS OR PROFESSION. (Free.)

	\$	\$	\$	\$	\$	\$	\$	\$	\$	\$
United Kingdom.....	361	871	606	324	139					
British East Indies—										
India.....										
British West Indies.....	50		506							
Austria-Hungary.....	969		1,011							
Belgium.....	808									
China.....	55									
Cuba.....	19		18							
Denmark.....		20			123					
Egypt and Sudan.....	23									
France.....	699	101	309	76	203					
Germany.....	3,696	105								
Italy.....	517	808			60					
Japan.....	73	57	45	128	100					
Netherlands.....	14									
Norway.....	103									
Portugal.....										
Russia.....										
Spain.....										
Sweden.....										
Switzerland.....										
Turkey.....										
United States.....										
Alaska.....										
Total.....										
RECAPITULATION.										
British Empire.....										
Foreign Countries.....										
Total.....										

## ARTICLES FOR THE USE OF THE ARMY AND NAVY. (Free.)

	\$	\$	\$	\$	\$	\$	\$	\$	\$	\$
United Kingdom.....	148	465,448	1,929,447	1,581,168	1,047,823					
Bermuda.....		16,500	2,095	4,431	29,690					
British West Indies.....										
Hong Kong.....	97		75		18,356					
Newfoundland.....										
New Zealand.....		1,445	930	9,230	14,554					
China.....										
Chile.....			54,020	42,224	193,826					
Japan.....				44,186	168,356					
Russia.....				57,120	9,279					
Total.....				7,500						
RECAPITULATION.										
United States.....										
Total.....										
British Empire.....										
Foreign Countries.....										
Total.....										

No. 19—Imports for Consumption, by Articles and Countries, during Fiscal Years ended March 31, 1914-1918—*Con.*

Imported from—	1914	1915	1916	1917	1918	1915	1914	1915	1916	1917	1918
							Imported from—				
ARTICLES FOR THE USE OF THE GOVERNOR GENERAL. (Free.)											
United Kingdom.....	\$ 15,788	\$ 7,712	\$ 5,570	\$ 13,673	\$ 9,118	RECAPITULATION. British Empire..... Foreign Countries.....	\$	\$	\$	\$	\$
Cuba.....	.....	.....	.....	405	1,565						
France.....	7	.....	.....	325	10						
Netherlands.....	.....	35	.....	.....	.....						
Sweden.....	.....	.....	.....	10	.....						
United States.....	315	2,127	1,329	17,163	8,508		\$ 15,788	\$ 7,712	\$ 5,570	\$ 13,673	\$ 9,118
Total.....	16,110	9,874	6,899	31,576	19,201		322	2,102	1,329	17,903	10,033

## ARTICLES PRESENTED FROM ABROAD IN RECOGNITION OF THE SAVING OF HUMAN LIFE. (Free.)

United Kingdom.....	\$	\$	\$	\$	\$	RECAPITULATION. British Empire..... Foreign Countries.....	\$	\$	\$	\$	\$
United States.....	.....	.....	.....	.....	361						
Total.....	.....	1,739	.....	.....	361			1,739	.....	.....	361

## ARTIFICIAL LIMBS AND PARTS THEREOF. (Free.)

United Kingdom.....	\$ 114	\$	\$	\$	\$	RECAPITULATION. British Empire..... Foreign Countries.....	\$	\$	\$	\$	\$
France.....	.....	.....	.....	.....	.....						
Germany.....	892	329	278	170	.....						
United States.....	40,621	39,093	40,617	55,896	86,400		\$ 114	\$ 278	\$ 170	\$ 55,896	\$ 86,400
Total.....	41,327	39,422	40,895	56,066	86,400		41,213	39,422	40,617	55,896	86,400

SESSIONAL PAPER No. 10b

## ARTIFICIAL LIMBS, ARTICLES FOR MANUFACTURE OF, PRESSED FELT, ELASTIC WEB AND HOLLOW WOOD BLOCKS. (Free.)

	\$	\$	\$	\$	\$	\$	\$	\$	\$
United Kingdom.....	15	59	31						
Germany.....	5,702	689	6,696						
United States.....		697							
Total.....	5,807	701	6,727	32,919	32,919				
RECAPITULATION.									
British Empire.....								59	31
Foreign Countries.....								689	6,696
Total.....								748	32,919

## ASHES, POT AND PEARL, IN PACKAGES OF LESS THAN 25 LBS. (Dutiable.)

	Lb.	Lb.	Lb.	Lb.	Lb.	\$	\$	\$	\$
United Kingdom.....	4,182				2,240				
Austria-Hungary.....	25,678				17,063				
United States.....		4,022			6,358				
Total.....	29,860	4,022			19,303	436			
RECAPITULATION.									
United Kingdom.....									
Austria-Hungary.....									
United States.....									
Total.....									
RECAPITULATION.									
British Empire.....									
Foreign Countries.....									
Total.....									

## ASHES, POT AND PEARL, IN PACKAGES OF NOT LESS THAN 25 LBS. (Free.)

	Lb.	Lb.	Lb.	Lb.	Lb.	\$	\$	\$	\$
United Kingdom.....	1,014	4,904			9,825				
Belgium.....	6,609								
Germany.....	123,204	50			3,712				
United States.....	116,535	57,564			96,514				
Total.....	247,362	62,518			100,943	12,747			
RECAPITULATION.									
British Empire.....									
Foreign Countries.....									
Total.....									
RECAPITULATION.									
United Kingdom.....									
Belgium.....									
Germany.....									
United States.....									
Total.....									
RECAPITULATION.									
British Empire.....									
Foreign Countries.....									
Total.....									

## ASPHALT, NOT SOLID. (Dutiable.)

	\$	\$	\$	\$	\$	\$	\$	\$	\$
United Kingdom.....	39	14	9	72					
United States.....	33,318	29,695	22,170	28,772					
Total.....	33,357	29,709	22,179	28,844					
RECAPITULATION.									
United Kingdom.....									
United States.....									
Total.....									
RECAPITULATION.									
British Empire.....									
Foreign Countries.....									
Total.....									

No. 19—Imports for Consumption, by Articles and Countries, during Fiscal Years ended March 31, 1914-1918—Con.

Imported from—	1914	1915	1916	1917	1918	Imported from—	1914	1915	1916	1917	1918
ASPHALTUM OR ASPHALT, SOLID. (Free.)											
United Kingdom.....	Cwt.	Cwt.	Cwt.	Cwt.	Cwt.	United Kingdom.....	\$	\$	\$	\$	\$
Belgium.....	15,598	3,705	26,422	.....	151	Belgium.....	15,412	2,297	9,725	.....	505
Germany.....	10,873	17,200	.....	.....	.....	Germany.....	7,631	11,468	.....	.....	.....
Italy.....	17,521	2,373	.....	.....	.....	Italy.....	9,259	1,179	.....	.....	.....
Mexico.....	11,000	.....	.....	.....	.....	Mexico.....	8,079	.....	.....	.....	.....
Netherlands.....	246,676	200,786	72,966	34,486	.....	Netherlands.....	159,073	127,772	31,040	14,927	.....
United States.....	52,970	12,120	.....	.....	.....	United States.....	32,208	6,256	.....	.....	.....
.....	715,716	605,193	738,761	610,280	401,733	.....	601,900	486,232	481,069	412,167	362,716
Total.....	1,070,354	841,377	838,149	644,766	401,884	Total.....	833,622	635,204	521,834	457,094	363,221
RECAPITULATION.											
British Empire.....	15,598	3,705	26,422	.....	151	British Empire.....	15,412	2,297	9,725	.....	505
Foreign Countries.....	1,054,756	837,672	811,727	644,766	401,733	Foreign Countries.....	818,210	632,907	512,109	457,094	362,716

BAGATELLE AND OTHER GAME TABLES OR BOARDS. (Dutiable.)

United Kingdom.....	\$	\$	\$	\$	\$	Total.....	\$	\$	\$	\$	\$
Hong Kong.....	2,480	1,360	3,402	1,645	877	.....	10,700	7,633	16,704	21,978	19,748
Belgium.....	135	.....	.....	.....	.....	.....	.....	.....	.....	.....	.....
France.....	320	16	16	.....	117	.....	.....	.....	.....	.....	.....
Germany.....	711	.....	.....	.....	.....	.....	.....	.....	.....	.....	.....
Japan.....	11	8	15	36	113	.....	.....	.....	.....	.....	.....
United States.....	7,042	6,249	13,271	20,294	18,641	.....	2,431	1,360	3,402	1,645	877
.....	.....	.....	.....	.....	.....	.....	8,219	6,273	13,302	20,333	18,871

BAGS, BARRELS AND OTHER COVERINGS USED IN THE IMPORTATION OF SALT. (Dutiable.)

United Kingdom.....	\$	\$	\$	\$	\$	.....	\$	\$	\$	\$	\$
Spain.....	.....	.....	20	30	.....	.....	.....	.....	.....	.....	.....
United States.....	17,593	20,524	2,944	13,216	28,441	.....	.....	.....	20	30	.....
.....	.....	.....	15,148	.....	.....	.....	.....	.....	18,092	13,216	28,441
Total.....	17,593	20,524	18,112	13,246	28,441	.....	17,593	20,524	18,092	13,216	28,441



## SESSIONAL PAPER No. 106

BALLS, CUES AND RACKS AND CUE TIPS FOR BAGATELLE BOARDS AND BILLIARD TABLES. (Dutiable.)

	\$	\$	\$	\$	\$	\$	\$	\$	\$
United Kingdom.....	5,704	3,677	1,908	1,755	898				
Belgium.....	246								
France.....	3,798	5,187		487	1,019				
Germany.....		145							
Japan.....				2					
United States.....	19,036	10,912	9,514	12,298	20,642				
Total.....									
RECAPITULATION.									
British Empire.....						5,704	3,677	1,908	898
Foreign Countries.....						23,080	16,244	9,514	21,661

BASKETS OF ALL KINDS, N.O.P. (Dutiable.)

	\$	\$	\$	\$	\$	\$	\$	\$	\$
United Kingdom.....	16,951	13,928	13,743	4,195	4,167				
British West Indies.....		43	32	245	250				
Hong Kong.....	160	163	256		153				
Austria-Hungary.....	1,444	574							
Belgium.....	22,370	10,874	813	248					
China.....	26	19	4						
France.....	5,854	1,427	46	83					
Germany.....	22,931	5,953							
Italy.....	149	396	97	187	29				
Japan.....	18,796	17,409	24,325	43,495	32,663				
Netherlands.....	2,827	20		256					
Total.....									
RECAPITULATION.									
British Empire.....						17,111	14,139	14,031	4,570
Foreign Countries.....						142,437	79,784	56,732	86,184

BATHS, BATH-TUBS, BASINS, CLOSETS, LAVATORIES, URINALS, SINKS AND LAUNDRY-TUBS OF ANY MATERIAL. (Dutiable.)

	\$	\$	\$	\$	\$	\$	\$	\$	\$
United Kingdom.....	163,089	117,242	72,299	90,634	119,131				
Newfoundland.....	2								
Belgium.....	91	85							
France.....	815	428	158						
Germany.....	37	5		7					
United States.....	288,714	198,765	102,643	84,722	120,026				
Total.....									
RECAPITULATION.									
British Empire.....						163,091	117,242	72,299	119,131
Foreign Countries.....						289,657	199,173	102,801	120,026

BEES. (Free.)

	\$	\$	\$	\$	\$	\$	\$	\$	\$
United Kingdom.....									
United States.....	2,956	4,775	2,851	5,516	10,457				
Total.....									
RECAPITULATION.									
British Empire.....									
Foreign Countries.....						2,956	4,775	2,851	5,516

No 19—Imports for Consumption, by Articles and Countries, during Fiscal Years ended March 31, 1914-1918—Con.

Imported from—	1914	1915	1916	1917	1918	Imported from—	1914	1915	1916	1917	1918
BELLS FOR USE OF CHURCHES ONLY. (Free.)											
United Kingdom.....	\$ 16,162	\$ 13,279	\$ 4,879	\$ 1,919	\$ .....	Total.....	\$ 73,545	\$ 60,063	\$ 42,821	\$ 33,235	\$ 29,975
Austria-Hungary.....	151	.....	.....	.....	.....	RECAPITULATION.	.....	.....	.....	.....	.....
Belgium.....	30,669	29,456	19,177	15,076	1,609	British Empire.....	16,162	13,279	4,879	1,919	.....
France.....	.....	.....	.....	.....	.....	Foreign Countries.....	57,383	46,784	37,942	31,316	29,975
Germany.....	26,326	16,876	18,765	16,240	28,366						
United States.....	.....	.....	.....	.....	.....						
BELLS AND GONGS, N.O.P. (Dutiable.)											
United Kingdom.....	\$ 3,800	\$ 4,936	\$ 990	\$ 54	\$ 646	United States.....	\$ 48,533	\$ 31,378	\$ 30,384	\$ 46,053	\$ 45,231
Newfoundland.....	.....	.....	.....	3	.....	Total.....	53,520	36,624	31,463	46,159	46,100
Austria-Hungary.....	14	.....	.....	.....	.....	RECAPITULATION.	.....	.....	.....	.....	.....
Belgium.....	94	.....	.....	.....	.....	British Empire.....	3,800	4,936	990	57	646
France.....	63	58	7	8	.....	Foreign Countries.....	49,630	31,688	30,478	46,102	45,451
Germany.....	878	292	87	41	223						
Japan.....	43	.....	.....	.....	.....						
BEVERAGES AND SPIRITS.											
ALE, PORTER, LAGER AND OTHER BEER, IN BOTTLES (Dutiable.)											
United Kingdom.....	Gal. 457,437	Gal. 269,374	Gal. 135,702	Gal. 87,889	Gal. 42,803	United Kingdom.....	\$ 417,456	\$ 238,240	\$ 118,329	\$ 79,666	\$ 44,278
Austria-Hungary.....	456	.....	.....	.....	.....	Austria-Hungary.....	394	82	.....	.....	.....
Belgium.....	5	344	.....	.....	.....	Belgium.....	2	190	20	39	.....
Denmark.....	600	460	60	120	.....	Denmark.....	200	43	.....	.....	.....
France.....	.....	48	.....	.....	.....	France.....	13,754	10,087	1,423	1,123	1,153
Germany.....	17,292	11,675	1,489	1,161	1,561	Germany.....	.....	107	1,423	1,123	1,153
Netherlands.....	.....	.....	20	376	179	Netherlands.....	.....	179	21	350	.....
Sweden.....	3,500	1,482	416	453	56	Sweden.....	2,366	1,107	279	341	51
United States.....	1,309,468	652,307	173,815	90,224	55,534	United States.....	827,257	410,842	111,026	57,805	37,991
Total.....	1,788,848	935,930	311,502	180,223	99,954	Total.....	1,261,359	660,780	231,098	139,324	83,476
RECAPITULATION.						RECAPITULATION.					
British Empire.....	457,437	269,374	135,702	87,889	42,803	British Empire.....	417,456	238,240	118,329	79,666	44,278
Foreign Countries.....	1,331,411	666,556	175,800	92,344	57,151	Foreign Countries.....	843,903	422,531	112,769	59,658	39,198

## SESSIONAL PAPER No. 106

## ALE, PORTER, LAGER AND OTHER BEER, IN CASKS (Dutiable.)

United Kingdom.....	Gal.	Gal.	Gal.	Gal.	Gal.	Gal.	Gal.	\$	\$	\$	\$
Austria-Hungary.....	10,069	12,279	11,646	1,561	764	4,418	4,470	3,844	765	390	390
Belgium.....	6,193	3,359	286	1,345	324	1,320	840	.....	.....	.....	.....
France.....	1,345	286	.....	.....	.....	28	38	.....	.....	.....	.....
Germany.....	43,451	22,080	.....	.....	.....	13,404	7,885	.....	.....	.....	.....
United States.....	232,230	87,181	8,435	6,061	5	57,950	23,122	1,706	1,316	6	6
Total.....	293,846	125,135	20,131	7,922	769	77,534	36,355	5,550	2,081	396	396
RECAPITULATION.											
British Empire.....	10,069	12,279	11,646	1,561	764	4,418	4,470	3,844	765	390	390
Foreign Countries.....	283,777	112,856	8,435	6,061	5	73,116	31,885	1,706	1,316	6	6

## CIDER, CLARIFIED OR REFINED (Dutiable.)

United Kingdom.....	Gal.	Gal.	Gal.	Gal.	Gal.	Gal.	Gal.	\$	\$	\$	\$
Cuba.....	1,700	1,322	595	1,225	826	1,763	1,192	568	1,224	1,147	1,147
France.....	6	14	6	.....	.....	7	14	.....	.....	.....	.....
St. Pierre and Miquelon.....	131	26	.....	2	.....	143	34	89	.....	.....	.....
Germany.....	.....	30	.....	.....	.....	.....	51	.....	.....	.....	.....
United States.....	1,915	1,443	1,327	3,147	9,603	594	876	927	2,372	6,777	6,777
Total.....	3,752	2,835	1,928	4,374	10,429	2,507	2,167	1,584	3,597	7,924	7,924
RECAPITULATION.											
British Empire.....	1,700	1,322	595	1,225	826	1,763	1,192	568	1,224	1,147	1,147
Foreign Countries.....	2,052	1,513	1,333	3,149	9,603	744	975	1,016	2,373	6,777	6,777

## CIDER, NOT CLARIFIED OR REFINED (Dutiable.)

United Kingdom.....	Gal.	Gal.	Gal.	Gal.	Gal.	Gal.	Gal.	\$	\$	\$	\$
France.....	123	162	.....	.....	.....	57	109	.....	.....	.....	.....
United States.....	4	97	.....	.....	.....	8	13	.....	.....	.....	.....
Total.....	2,018	500	217	116	19,669	769	225	86	54	4,715	4,715
RECAPITULATION.											
British Empire.....	123	162	.....	.....	.....	57	109	.....	.....	.....	.....
Foreign Countries.....	2,022	597	217	116	19,669	777	238	86	54	4,715	4,715

No. 19—Imports for Consumption, by Articles and Countries, during Fiscal Years ended March 31, 1914-1918—*Con.*

Imported from—	1914	1915	1916	1917	1918	Imported from—	1914	1915	1916	1917	1918	
BEVERAGES AND SPIRITS—Continued.												
GINGER ALE (Dutiable.)												
United Kingdom.....	\$ 32,185	\$ 25,972	\$ 16,103	\$ 17,008	\$ 11,646	RECAPITULATION. British Empire..... Foreign Countries.....	\$	\$	\$	\$	\$	
Hong Kong.....	2	18	17	70	12							
Japan.....	60	17	1,040	1,165	2,690							
United States.....	1,767	1,753	1,040	1,165	2,690		32,187	25,972	16,103	17,008	11,651	
Total.....	34,014	27,743	17,160	18,243	14,350		1,827	1,771	1,037	1,235	2,768	
LIME JUICE AND OTHER FRUIT JUICES.												
LIME JUICE, CRUDE ONLY. (Free to June 6, 1913. Dutiable thereafter, but Free under Preferential.)												
United Kingdom.....	Gal. 1,355	Gal. 200	Gal. 2,270	Gal. 18,237	Gal. 61,152	RECAPITULATION. British Empire..... Foreign Countries.....	\$ 525	\$ 69	\$ 463	\$	\$	
British West Indies.....	10,260	70,310	70,673	18,237	61,152		2,680	21,705	23,681	5,987	20,569	
United States.....	317	1,969	392	1,600	1,600		139	612	208	512		
Total.....	11,872	72,479	73,335	19,837	61,152		2,744	22,386	24,352	6,499	20,569	
United Kingdom.....	Gal. 1,355	Gal. 200	Gal. 2,270	Gal. 18,237	Gal. 61,152							
British Empire.....	11,555	70,510	72,943	18,237	61,152		2,605	21,774	24,144	5,987	20,569	
Foreign Countries.....	317	1,969	392	1,600	1,600		139	612	208	512		
LIME JUICE AND FRUIT JUICES, FORTIFIED WITH OR CONTAINING NOT MORE THAN TWENTY-FIVE PER CENT OF PROOF SPIRITS. (Dutiable.)												
United Kingdom.....	Gal. 54	Gal. 18	Gal. 12	Gal. 399	Gal. 18	RECAPITULATION. British Empire..... Foreign Countries.....	\$ 99	\$ 45	\$ 17	\$ 428	\$ 34	
France.....	114	49	140	82	36		263	222	141	166	77	
Germany.....	488	332	49	135	1,486		325	233	29	88		
Greece.....	525	711	734	1,695	1,486		811	1,951	1,581	5,684	7,965	
United States.....	1,181	1,156	935	2,311	1,540							
Total.....							1,498	1,551	1,708	6,366	7,616	
United Kingdom.....	Gal. 54	Gal. 18	Gal. 12	Gal. 399	Gal. 18	RECAPITULATION. British Empire..... Foreign Countries.....	\$ 99	\$ 45	\$ 17	\$ 428	\$ 34	
France.....	114	49	140	82	36		263	222	141	166	77	
Germany.....	488	332	49	135	1,486		325	233	29	88		
Greece.....	525	711	734	1,695	1,486		811	1,951	1,581	5,684	7,965	
United States.....	1,181	1,156	935	2,311	1,540							
Total.....							1,498	1,551	1,708	6,366	7,616	
United Kingdom.....	Gal. 54	Gal. 18	Gal. 12	Gal. 399	Gal. 18	RECAPITULATION. British Empire..... Foreign Countries.....	\$ 99	\$ 45	\$ 17	\$ 428	\$ 34	
France.....	114	49	140	82	36		263	222	141	166	77	
Germany.....	488	332	49	135	1,486		325	233	29	88		
Greece.....	525	711	734	1,695	1,486		811	1,951	1,581	5,684	7,965	
United States.....	1,181	1,156	935	2,311	1,540							
Total.....							1,498	1,551	1,708	6,366	7,616	
United Kingdom.....	Gal. 54	Gal. 18	Gal. 12	Gal. 399	Gal. 18	RECAPITULATION. British Empire..... Foreign Countries.....	\$ 99	\$ 45	\$ 17	\$ 428	\$ 34	
France.....	114	49	140	82	36		263	222	141	166	77	
Germany.....	488	332	49	135	1,486		325	233	29	88		
Greece.....	525	711	734	1,695	1,486		811	1,951	1,581	5,684	7,965	
United States.....	1,181	1,156	935	2,311	1,540							
Total.....							1,498	1,551	1,708	6,366	7,616	



## SESSIONAL PAPER No. 10b

LIME JUICE AND FRUIT JUICES, FORTIFIED WITH OR CONTAINING MORE THAN TWENTY-FIVE PER CENT OF PROOF SPIRITS. (Dutiable.)

	Gal.	Gal.	Gal.	Gal.	Gal.	Gal.	\$	\$	\$	\$
United Kingdom.....	26	81	88	73			300	916	655	
China.....										101
Germany.....		6						84		
Italy.....	24	24					64	68		
Sweden.....		5						5		
United States.....	165	54	171	158	72		1,001	598	2,017	795
Total.....	215	170	259	231	72		1,365	1,671	2,642	795
RECAPITULATION.										
British Empire.....	26	81	88				300	916	655	
Foreign Countries.....	189	89	171	231	72		1,065	755	2,017	795

LIME JUICE AND OTHER FRUIT SYRUPS AND FRUIT JUICES, N.O.P. (Dutiable.)

	Gal.	Gal.	Gal.	Gal.	Gal.	Gal.	\$	\$	\$	\$
United Kingdom.....	45,400	44,676	16,919	16,723	19,715		58,130	61,773	20,172	26,331
British Oceania—										
Australia.....		138	2					194	4	
British West Indies.....	497	11	2,084	22	1,778		707	8	753	703
Hong Kong.....	1						2			
Austria-Hungary.....	36						85			
Belgium.....	20	1					43	5		
Cuba.....				45						
France.....	1,736	1,112	789	367	129		3,496	2,098	1,566	355
Germany.....	142	39		20			266	40		
Italy.....	6						11			
Japan.....			8	13				292	2	
Netherlands.....	41	157	60	80	60		85		82	169
Spain.....			41						16	
Switzerland.....	47						45			
United States.....	76,711	120,881	57,576	180,283	174,486		110,673	125,711	57,924	202,909
Hawaii.....	515						674			
Total.....	125,212	167,015	77,479	197,553	196,168		174,217	190,121	80,519	230,467
RECAPITULATION.										
British Empire.....	45,058	44,825	19,005	16,745	21,493		58,839	61,975	20,929	27,034
Foreign Countries.....	79,254	122,190	58,474	180,808	174,675		115,378	128,146	59,590	203,433

No. 19—Imports for Consumption, by Articles and Countries, during Fiscal Years ended March 31, 1914-1918—*Con.*

Imported from—	1914	1915	1916	1917	1918	Imported from—	1914	1915	1916	1917	1918
BEVERAGES AND SPIRITS—Continued.											
LIME JUICE AND OTHER FRUIT JUICES—Concluded.											
TOTAL LIME JUICE AND OTHER FRUIT JUICES. (Dutiable and Free.)											
United Kingdom.....	Gal. 46,895	Gal. 44,975	Gal. 19,289	Gal. 17,122	Gal. 19,733	United Kingdom.....	\$ 59,054	\$ 62,803	\$ 21,277	\$ 22,959	\$ 26,365
British Oceania—						British Oceania—					
Australia.....						Australia.....		194	4		
British West Indies.....						British West Indies.....		21,713	24,454	6,023	21,272
Hong Kong.....	10,697	70,321	72,757	18,259	62,930	Hong Kong.....	2,787				
Austria-Hungary.....	36	1				Austria-Hungary.....	85				
Belgium.....	20					Belgium.....	43	5			
China.....				73		China.....				101	
Cuba.....				45		Cuba.....				105	
France.....	1,850	1,207	929	449	165	France.....	3,759	2,320	1,707	982	432
Germany.....	630	377		155		Germany.....	591	357		120	
Greece.....			49			Greece.....			29		
Italy.....	30	24				Italy.....	75	68			
Japan.....			8	13		Japan.....			2	6	
Netherlands.....	41	157	60	80	60	Netherlands.....	85	292	82	127	169
Spain.....			41			Spain.....			16		
Sweden.....		5				Sweden.....		5			
Switzerland.....	47					Switzerland.....	45				
United States.....	77,718	123,615	53,873	183,736	176,044	United States.....	112,624	127,972	61,730	128,835	211,209
Hawaii.....	515					Hawaii.....	674				
Total.....	138,480	240,820	152,008	219,932	253,932	Total.....	179,824	215,729	109,281	159,258	259,417
RECAPITULATION.											
British Empire.....	57,593	115,434	92,048	35,381	82,663	British Empire.....	61,843	84,710	45,715	28,982	47,637
Foreign Countries.....	80,887	125,386	59,960	184,551	176,269	Foreign Countries.....	117,981	131,019	63,566	130,276	211,810

MINERAL WATER, NATURAL, NOT IN BOTTLES. (Free.)

United Kingdom.....	Gal. 3,562	Gal. 2,523	Gal. 1,461	Gal. 2,111	Gal. 1,684	United Kingdom.....	\$ 1,038	\$ 541	\$ 412	\$ 655	\$ 425
France.....		42				France.....		10			
United States.....						United States.....					
Total.....	3,562	2,565	1,466	2,111	1,684	Total.....	1,038	551	413	655	425
RECAPITULATION.											
British Empire.....	3,562		5			British Empire.....			1		
Foreign Countries.....		2,565	1,461	2,111	1,684	Foreign Countries.....	1,038	551	412	655	425

## SESSIONAL PAPER No. 10b

## MINERAL AND AERATED WATERS, N.O.P. (Dutiable.)

	\$	\$	\$	\$	\$	\$	\$	\$	\$	\$	\$
United Kingdom.....	54,490	25,186	19,518	15,463	10,937						
British West Indies.....	5				24						
India.....	2	84	23	31	145						
Austria-Hungary.....	4,772	2,816	32								
Belgium.....	31										
China.....			15								
France.....	107,640	108,419	73,554	81,408	57,793						
St. Pierre and Miquelon.....	14										
Germany.....	37,661	15,923	589	206	150						
Italy.....		922		774	590						
Japan.....	5,490	2,859	1,212								
Total.....											
RECAPITULATION.											
British Empire.....	2	25		7							
Foreign Countries.....	8,583	6,014		2,930	862						

## SPIRITS, (EXCEPT MEDICINAL AND PERFUMED SPIRITS.)

## ABSINTHE. (Dutiable.)

	Gal.	Gal.	Gal.	Gal.	Gal.	Gal.	Gal.	\$	\$	\$	\$	\$	\$
United Kingdom.....	2												
France.....	8,459	5,974	4,240	2,930	862			15,214	10,508	6,765		12	
St. Pierre and Miquelon.....	107	5						184	8			4,901	
Italy.....	13							27					
Switzerland.....	9							11					
United States.....		35	46						75	100			
Total.....	8,590	6,039	4,286	2,937	862			15,441	10,648	6,895		5,003	
RECAPITULATION.													
British Empire.....	2	25		7				5	57			12	
Foreign Countries.....	8,583	6,014		2,930	862			15,436	10,591	6,895		4,901	

## AMYL ALCOHOL OR FUSEL OIL, OR ANY SUBSTANCE KNOWN AS POTATO SPIRIT OR POTATO OIL. (Dutiable.)

	Gal.	Gal.	Gal.	Gal.	Gal.	Gal.	Gal.	\$	\$	\$	\$	\$	\$
United Kingdom.....													
United States.....	4	8	8	402	96			17	25	85		1,354	398
Total.....	4	8	8	402	96			17	25	85		1,354	398
RECAPITULATION.													
British Empire.....													
Foreign Countries.....	4	8	8	402	96			17	25	85		1,354	398

No. 19—Imports for Consumption, by Articles and Countries, during Fiscal Years ended March 31, 1914-1918—*Con.*

Imported from—	1914	1915	1916	1917	1918	Imported from—	1914	1915	1916	1917	1918
----------------	------	------	------	------	------	----------------	------	------	------	------	------

BEVERAGES AND SPIRITS—Continued.

SPIRITS—Continued.

ANY ALCOHOL OR REFINED FUSSEL OIL, WHEN IMPORTED BY DEPARTMENT OF INLAND REVENUE OR BY A PERSON LICENSED BY THE MINISTER OF INLAND REVENUE TO BE DENATURED FOR USE IN THE MANUFACTURE OF METAL VARNISHES OR LACQUERS. (Free.)

	Gal.	Gal.	Gal.	Gal.	Gal.		\$	\$	\$	\$	\$
United Kingdom.....					150	United Kingdom.....					
United States.....			42	705		United States.....			135	2,552	623
Total.....			42	705	150	Total.....			135	2,552	623
RECAPITULATION.						RECAPITULATION.					
British Empire.....			42	705	150	British Empire.....			135	2,552	623
Foreign Countries.....						Foreign Countries.....					

ARRACK OR PALM SPIRIT. (Dutiable.)

	Gal.	Gal.	Gal.	Gal.	Gal.		\$	\$	\$	\$	\$
United Kingdom.....						United Kingdom.....					
Norway.....	8					Norway.....					
Turkey.....	687	358			4	Turkey.....			620		
United States.....						United States.....			342		25
Total.....	695	358			4	Total.....			640	342	25
RECAPITULATION.						RECAPITULATION.					
British Empire.....	695	358			4	British Empire.....			640	342	25
Foreign Countries.....						Foreign Countries.....					

BRANDY, INCLUDING ARTIFICIAL BRANDY AND IMITATIONS OF BRANDY, N.O.P. (Dutiable.)

	Gal.	Gal.	Gal.	Gal.	Gal.		\$	\$	\$	\$	\$
United Kingdom.....	9,353	6,174	2,573	3,263	6,478	United Kingdom.....	23,963	12,597	5,522	9,806	22,483
British Guiana.....	2					British Guiana.....	12				
British Oceania—						British Oceania—					
Australia.....	40					Australia.....	96	891	85	72	
Austria-Hungary.....	2,173	1,604	179	59		Austria-Hungary.....	60	18			
Belgium.....		61				Belgium.....					
Cuba.....					3	Cuba.....					20
Denmark.....	97	76	51	27	12	Denmark.....	386	299	191	92	43
France.....	571,199	452,534	309,917	207,972	155,911	France.....	1,145,841	877,779	626,418	575,942	567,670
St. Pierre and Miquelon.....	9	20	2	5	1	St. Pierre and Miquelon.....	20	34	21	22	4



## SESSIONAL PAPER No. 106

Germany.....	35	80	56	101	172	115
Greece.....	223	176	371	536	342	1,208
Italy.....	672	414	164	816	747	20
Netherlands.....	10	1	8	3	21	.....
Norway.....	44	.....	.....	.....	.....	.....
Portugal.....	32	.....	969	40	.....	.....
Russia.....	456	484	42	106	3,059	531
Spain.....	298	2,262	4,688	374	451	30
Sweden.....	35	88	32	1,271	1,721	10,245
Turkey.....	329	182	149	8	171	27
United States.....	1,651	725	6,552	989	102	231
Total.....	556,999	462,864	221,931	1,170,959	604,379	20,015
RECAPITULATION.						
British Empire.....	9,395	6,174	3,263	24,035	5,522	22,483
Foreign Countries.....	577,604	456,690	218,668	1,155,924	636,478	598,086

CORDIALS AND LIQUEURS OF ALL KINDS, N.O.P., MISCAL, PULQUE, RUM SHRUB, SCHIEDAM AND OTHER SCHNAPPS; TAFTA, ANGOSTURA, AND SIMILAR ALCOHOLIC BITTERS OR BEVERAGES.

(Dutiable)

United Kingdom.....	Gal.	Gal.	Gal.	Gal.	\$	\$	\$	\$
Bermuda.....	16,158	10,600	6,873	6,432	41,322	27,244	17,212	16,832
British West Indies.....	2	2	.....	.....	.....	7	.....	.....
Hong Kong.....	99	138	137	84	781	927	728	461
Austria-Hungary.....	30,675	21,146	11,274	19,379	29,079	32,281	12,043	21,871
Belgium.....	116	201	12	64	239	456	80	62
China.....	69	18	.....	.....	160	33	.....	.....
Cuba.....	148	39	93	38	108	39	133	47
Denmark.....	172	.....	.....	.....	.....	.....	.....	49
France.....	29,782	18,159	35	11	436	62	63	38
St. Pierre and Miquelon.....	12	.....	11,331	8,451	106,941	63,916	40,817	32,430
Germany.....	1,669	596	136	88	27	1,677	351	210
Greece.....	236	241	360	457	3,784	566	1,266	119
Italy.....	4,573	2,985	2,092	3,651	13,729	8,516	6,031	10,417
Japan.....	.....	.....	.....	.....	.....	38	.....	.....
Netherlands.....	7,418	6,657	2,694	1,842	14,373	12,479	5,434	3,946
Norway.....	1,084	653	455	682	2,452	1,505	1,035	1,274
Portugal.....	.....	.....	.....	.....	.....	19	52	.....
Russia.....	144	214	174	151	543	528	408	342
Spain.....	253	46	4	31	1,776	248	19	191
Sweden.....	973	441	427	474	1,742	771	750	830
Switzerland.....	36	22	11	38	128	80	18	53
Turkey.....	30	7	.....	.....	143	18	.....	92
United States.....	4,356	2,372	1,987	2,118	19,035	10,441	8,362	6,661
Total.....	98,003	64,578	38,120	44,013	237,374	161,851	94,506	96,880
RECAPITULATION.								
British Empire.....	46,932	31,886	18,284	25,915	71,152	60,459	29,983	39,104
Foreign Countries.....	51,071	32,692	19,836	18,098	166,192	101,392	64,523	57,716

No. 19—Imports for Consumption, by Articles and Countries, during Fiscal Years ended March 31, 1914-1918—*Con.*

Imported from—	1914	1915	1916	1917	1918	Imported from—	1914	1915	1916	1917	1918
BEVERAGES AND SPIRITS—Continued.											
SPIRITS—Continued.											
ETHYL ALCOHOL OR THE SUBSTANCE KNOWN AS ALCOHOL, HYDRATED OXIDE OF ETHYL, OR SPIRITS OF WINE. (Dutiable.)											
United Kingdom.....	Gal. 26	Gal. 54	Gal. 3	Gal.	Gal.	United Kingdom.....	\$ 29	\$ 16	\$ 5	\$	\$
Hong Kong.....	37	48	36			Hong Kong.....	62	55	73		
China.....	251	251	20			China.....		84	27		
France.....				11	5	France.....		10		22	14
St. Pierre and Miquelon.....	11	9				St. Pierre and Miquelon.....					
Germany.....				40		Germany.....					
Japan.....	1,881	4,193	781	301		Japan.....	563	911	176	86	
Netherlands.....	288	66	21	764	1,646	Netherlands.....	165	123	68	1,747	2,597
United States.....						United States.....					
Total.....	2,243	4,630	861	1,116	1,651	Total.....	769	1,203	349	1,886	2,611
RECAPITULATION.											
British Empire.....	26	54	39			British Empire.....	29	16	78		
Foreign Countries.....	2,217	4,576	822	1,116	1,651	Foreign Countries.....	740	1,187	271	1,886	2,611
ETHYL ALCOHOL, WHEN IMPORTED BY THE DEPARTMENT OF INLAND REVENUE OR BY A PERSON LICENSED BY THE MINISTER OF INLAND REVENUE TO BE DENATURED FOR USE IN THE ARTS AND INDUSTRIES, AND FOR FUEL, LIGHT AND POWER. (Free.)											
United Kingdom.....	Gal. 27,920	Gal. 7,464	Gal. 3,200	Gal. 40,488	Gal. 43,206	United Kingdom.....	\$ 8,915	\$ 5,544	\$ 1,810	\$ 17,725	\$ 19,897
United States.....						United States.....					
Total.....	27,920	7,464	3,200	40,488	43,206	Total.....	8,915	3,544	1,810	17,725	19,897
RECAPITULATION.											
British Empire.....						British Empire.....					
Foreign Countries.....	27,920	7,464	3,200	40,488	43,206	Foreign Countries.....					
GIN OF ALL KINDS, N.O.P. (Dutiable.)											
United Kingdom.....	Gal. 184,331	Gal. 155,363	Gal. 116,765	Gal. 86,387	Gal. 58,241	United Kingdom.....	\$ 239,765	\$ 210,089	\$ 155,579	\$ 140,182	\$ 145,723
British West Indies.....	5					British West Indies.....	14				
Belgium.....	812	201				Belgium.....	628	127			
France.....	101	48	23	101		France.....	69	65	19		
Germany.....	9					Germany.....	16				

## SESSIONAL PAPER No. 10b

Netherlands.....	1,046,563	771,030	555,231	324,811	131,115	Netherlands.....	651,693	492,866	361,693	306,951	161,834
Russia.....	231	340	462	1,035	438	Russia.....	531	1,141	1,827	1,936	751
United States.....						United States.....					
Total.....	1,232,102	926,988	682,431	412,233	189,794	Total.....	892,719	704,316	519,118	449,069	308,308
RECAPITULATION.											
British Empire.....	184,336	155,363	116,765	86,387	58,241	British Empire.....	239,779	210,089	155,579	140,182	145,723
Foreign Countries.....	1,047,766	771,625	565,716	325,846	131,553	Foreign Countries.....	652,940	494,227	363,539	308,887	162,585

## METHYL ALCOHOL, WOOD ALCOHOL, WOOD NAPHTHA, PYROXYLIC SPIRITS, OR ANY SUBSTANCE KNOWN AS WOOD SPIRITS, OR METHYLATED SPIRITS. (Dutiable.)

United Kingdom.....	Gal. 2	Gal. 1	Gal. 1	Gal.	Gal.	United Kingdom.....	\$ 5	\$ 4	\$ 5	\$	\$
Germany.....	1					Germany.....	2				
United States.....	22	33	21	758	34	United States.....	21	40	62	1,127	66
Total.....	25	34	22	758	34	Total.....	23	44	67	1,127	66
RECAPITULATION.											
British Empire.....	2	1	1			British Empire.....	5	4	5		
Foreign Countries.....	23	33	21	758	34	Foreign Countries.....	23	40	62	1,127	66

METHYL ALCOHOL WHEN IMPORTED BY THE DEPARTMENT OF INLAND REVENUE, OR BY A PERSON LICENSED BY THE MINISTER OF INLAND REVENUE, TO BE USED IN DENATURING ALCOHOL FOR USE IN THE ARTS AND INDUSTRIES, AND FOR FUEL, LIGHT AND POWER. (Dutiable.)

United Kingdom.....	Gal.	Gal.	Gal.	Gal.	Gal.	United Kingdom.....	\$	\$	\$	\$	\$
United States.....						United States.....					
Total.....						Total.....					
RECAPITULATION.											
British Empire.....						British Empire.....					
Foreign Countries.....						Foreign Countries.....					

## NITROUS ETHER, SWEET SPIRITS OF NITRE AND AROMATIC SPIRITS OF AMMONIA. (Dutiable.)

United Kingdom.....	Gal. 467	Gal. 294	Gal. 396	Gal. 393	Gal. 241	United Kingdom.....	\$ 1,648	\$ 1,369	\$ 2,185	\$ 2,317	\$ 1,711
France.....	1	10				France.....	10				
Italy.....	10					Italy.....	35	33			
United States.....	276	248	223	221	323	United States.....	1,191	1,372	1,107	1,153	2,522
Total.....	754	552	619	614	564	Total.....	2,884	2,774	3,292	3,470	4,233
RECAPITULATION.											
British Empire.....	467	294	396	393	241	British Empire.....	1,648	1,369	2,185	2,317	1,711
Foreign Countries.....	287	258	223	221	323	Foreign Countries.....	1,236	1,405	1,107	1,153	2,522

9 GEORGE V, A. 1919

No. 19—Imports for Consumption, by Articles and Countries, during Fiscal Years ended March 31, 1914-1918—*Con.*

Imported from—	1914	1915	1916	1917	1918	Imported from—	1914	1915	1916	1917	1918
BEVERAGES AND SPIRITS—Continued. SPIRITS—Continued. RUM (Dutiable.)											
United Kingdom.....	Gal. 63,225	Gal. 51,907	Gal. 47,376	Gal. 42,381	Gal. 54,857	United Kingdom.....	\$ 24,730	\$ 35,571	\$ 37,312	\$ 52,347	\$ 57,476
British Guiana.....	90,275	87,206	86,535	52,152	26,298	British Guiana.....	24,271	25,119	40,154	42,089	18,360
British West Indies.....	36,249	27,923	27,066	42,473	68,146	British West Indies.....	18,813	18,225	19,027	29,868	53,888
Cuba.....	1			3	4	Cuba.....	4			3	18
Danish West Indies.....	36	74				Danish West Indies.....	27	55			
France.....	20,838	13,632	11,014	4,838	1,109	France.....	30,232	20,090	15,928	9,015	2,573
French West Indies.....					187	French West Indies.....					187
St. Pierre and Miquelon.....	6	26	12	7	75	St. Pierre and Miquelon.....	17	77	31	18	365
Netherlands.....	8			17		Netherlands.....	19			45	
United States.....	7,285	5,597	5,903	8,099	9,652	United States.....	2,596	2,030	2,398	4,538	9,441
Total.....	219,923	186,065	178,206	155,970	160,328	Total.....	118,709	101,167	114,850	137,923	142,308
RECAPITULATION. British Empire..... Foreign Countries.....											
British Empire.....	191,749	166,736	161,277	143,006	149,301	British Empire.....	85,814	78,915	96,493	124,304	129,724
Foreign Countries.....	28,174	19,329	16,929	12,964	11,027	Foreign Countries.....	32,895	22,252	18,357	13,619	12,584
VERMOUTH CONTAINING NOT MORE THAN 40 PER CENT OF PROOF SPIRITS. (Dutiable.)											
United Kingdom.....	Gal. 706	Gal. 589	Gal. 644	Gal. 381	Gal. 160	United Kingdom.....	\$ 1,045	\$ 858	\$ 1,010	\$ 670	\$ 337
Austria-Hungary.....	60					Austria-Hungary.....	69				
France.....	23,933	20,254	16,212	13,732	10,189	France.....	32,455	26,799	20,779	19,511	16,662
St. Pierre and Miquelon.....						St. Pierre and Miquelon.....					
Italy.....	20,965	18,040	13,394	12,190	8,021	Italy.....	25,549	20,054	15,104	15,245	10,848
Netherlands.....	214					Netherlands.....	123				
Spain.....	72					Spain.....	84				
Turkey.....	44		22			Turkey.....	26		35		95
United States.....	54	544	192	255	5,876	United States.....	110	612	201	309	5,777
Total.....	46,048	39,427	30,467	26,558	24,352	Total.....	59,461	48,923	37,136	35,735	33,719
RECAPITULATION. British Empire..... Foreign Countries.....											
British Empire.....	706	589	644	381	160	British Empire.....	1,045	858	1,010	670	337
Foreign Countries.....	45,342	38,838	29,823	26,177	24,192	Foreign Countries.....	58,416	47,465	36,126	35,065	33,382



## SESSIONAL PAPER No. 106

VERMOUTH CONTAINING MORE THAN 40 PER CENT OF PROOF SPIRITS. (Dutiable.)

	Gal.	Gal.	Gal.	Gal.	Gal.	Gal.	\$	\$	\$	\$
United Kingdom.....	15									
France.....	2						18			
Italy.....	5						8			
United States.....										
Total.....	20	2					26	8		
RECAPITULATION.										
British Empire.....	20									
Foreign Countries.....		2					26	8		

WHISKEY. (Dutiable.)

	Gal.	Gal.	Gal.	Gal.	Gal.	Gal.	\$	\$	\$	\$
United Kingdom.....	1,525,166	1,262,929	1,071,565	784,172	598,927		2,867,978	2,356,212	1,946,224	1,949,119
Bermuda.....	7				5					
British Guiana.....	213	346	157	75			26	238		
British West Indies.....		90		3			158	153	114	46
Hong Kong.....		38						53		10
Austria-Hungary.....	7									
China.....	263	163	233	233	92		16			
France.....	1				7		493	601	655	724
St. Pierre and Miquelon.....							2			
Germany.....	297	161	314	48				5		
Italy.....	23	126					190	137	265	50
Netherlands.....								7		
Russia.....							41	137	34	
Sweden.....								5		
United States.....	24,473	11,191	9,691	7,625	10,992		72,079	33,194	24,469	22,021
Total.....	1,550,450	1,275,050	1,081,982	792,150	610,023		2,940,985	2,390,742	1,971,701	1,971,970
RECAPITULATION.										
British Empire.....	1,525,386	1,263,365	1,074,722	784,250	598,932		2,868,162	2,356,003	1,946,338	1,949,175
Foreign Countries.....	25,064	11,685	10,260	7,906	11,091		72,823	34,139	25,363	22,795

## No. 19—Imports for Consumption, by Articles and Countries, during Fiscal Years ended March 31, 1914-1918—Con.

Imported from—	1914	1915	1916	1917	1918	Imported from—	1914	1915	1916	1917	1918
BEVERAGES AND SPIRITS—Continued.											
OTHER SPIRITUOUS OR ALCOHOLIC LIQUORS, N.O.P. (Dutiable.)											
SPIRITS—Continued.											
United Kingdom.....	Gal. 333	Gal.	Gal.	Gal. 100	Gal. 8	United Kingdom.....	\$ 1,003	\$	\$	\$ 371	\$ 19
British West Indies.....	1,822	1,623	2,173	3,225	4,218	British West Indies.....	1,185	2,468	2,575	5,080	7,903
Hong Kong.....	10	2,793	2,711	4,286	3,549	Hong Kong.....	70	3,913	3,213	4,966	5,908
Austria-Hungary.....	3,097	150	36	37	58	Austria-Hungary.....	753	336	217	103	352
China.....	465	19	1			China.....	179	20	2		
France.....	172	385				France.....	183	224			
St. Pierre and Miquelon.....	66	85				St. Pierre and Miquelon.....	31	183			
Germany.....	24	65				Germany.....	66	522			
Greece.....	513	208				Greece.....	483	211			
Italy.....	131	123				Italy.....	90	240			
Norway.....	770	550				Norway.....	3,556	1,768			
Russia.....						Russia.....					
Turkey.....						Turkey.....					
United States.....						United States.....					
Total.....	6,868	5,936	6,005	9,298	9,327	Total.....	11,771	10,297	7,775	13,328	15,787
RECAPITULATION.											
British Empire.....	1,855	1,623	2,173	3,975	4,226	British Empire.....	2,188	2,468	2,575	5,582	7,922
Foreign Countries.....	5,013	4,313	3,832	5,323	5,101	Foreign Countries.....	9,583	7,829	5,200	7,746	7,865

## TOTAL SPIRITS (EXCEPT MEDICINAL AND PERFUMED SPIRITS.) (Dutiable and Free.)

United Kingdom.....	Gal. 1,801,769	Gal. 1,487,936	Gal. 1,246,196	Gal. 923,336	Gal. 724,765	United Kingdom.....	\$ 3,219,493	\$ 2,644,017	\$ 2,165,054	\$ 2,171,656	\$ 2,384,528
Bermuda.....	90,284	87,206	86,835	58,152	26,298	Bermuda.....	24,309	25,119	40,154	42,089	30
British Guiana.....	40					British Guiana.....	60				18,360
British Oceania.....	36,566	28,107	27,360	42,682	68,160	Australia.....	19,766	19,390	19,869	30,506	54,029
British West Indies.....	32,197	28,859	13,433	23,207	20,219	British West Indies.....	30,264	34,902	14,691	26,961	31,134
Hong Kong.....	2,359	1,843	191	123		Hong Kong.....	1,364	1,400	165	134	
Austria-Hungary.....	3,289	2,880	2,824	4,324	3,519	Austria-Hungary.....	710	178			
Belgium.....	1			3		Belgium.....	4,358	4,007	3,373	5,013	5,908
China.....	269	102	86	38	15	China.....	822	361	254	130	87
Cuba.....	654,756	511,167	353,006	238,193	173,563	Cuba.....	1,332,028	1,000,136	711,628	642,716	612,521
Denmark.....	135	79	23	25	88	Denmark.....	250	149	87	71	187
Danish West Indies.....	1,897	1,071	136	144	6	Danish West Indies.....	4,098	2,011	351	382	453
France.....						France.....					16
French West Indies.....						French West Indies.....					
St. Pierre and Miquelon.....						St. Pierre and Miquelon.....					
Germany.....						Germany.....					

## SESSIONAL PAPER No. 10b

Greece.....	502	72	82	77	1,265	1,091	1,813	2,474	234
Italy.....	21,620	16,313	16,053	9,728	40,385	29,439	22,147	25,843	15,986
Japan.....	28		40			38		59	
Netherlands.....	781,854	568,719	326,979	133,461	666,765	506,266	367,374	311,029	166,617
Norway.....	653	455	652	293	2,608	1,505	1,035	1,274	702
Portugal.....	7	4,109	969	300	106	19	3,111	1,147	531
Russia.....	1,038		103	11	1,441	1,666	452	372	16
Spain.....	995	344	2,293	4,821	3,136	925	1,775	4,628	10,532
Sweden.....	977	478	506	353	1,750	820	921	857	655
Switzerland.....	45	14	38	40	139	80	18	53	92
Turkey.....	1,221	670	58		1,868	1,152	102	231	
United States.....	67,380	29,215	69,317	94,918	112,604	57,149	47,762	72,221	127,159
Total.....	3,780,644	2,347,180	1,708,474	1,290,962	5,469,098	4,331,932	3,402,136	3,339,849	3,429,846
RECAPITULATION.									
British Empire.....	1,960,856	1,373,874	1,047,577	839,527	3,293,392	2,723,435	2,239,768	2,271,212	2,438,081
Foreign Countries.....	1,819,788	973,306	660,897	421,435	2,175,806	1,608,497	1,162,368	1,068,637	941,765

## WINES.

## NON-SPARKLING. (Dutiable.)

United Kingdom.....	Gal.	Gal.	Gal.	Gal.	\$	\$	\$	\$	\$
British Oceania—									
Australia.....	29,452	23,791	17,523	21,996	52,504	37,023	26,503	31,752	34,610
British West Indies.....	95	244	58	80	281	399	151	336	146
Hong Kong.....	52,481	51,535	29,882	10	16	45,777	24,045	27,538	15
Newfoundland.....	201	127	185	35,851	26,131	45,777	680	1,594	35,507
Austria-Hungary.....	47	171		6	773	57,442			26
Belgium.....	62	404			91	170			
China.....	8,979	3,739	2,464		6,379	336	3,239	3,274	
France.....	238,543	183,606	95,991	43,562	217,135	160,444	73,898	79,447	59,311
French Africa.....	564	1,708	73,341		316	860	410	120	
St. Pierre and Miquelon.....	691	567	806	18	976	903	1,315	1,230	72
Germany.....	4,765	4,833	596	196	22,338	12,867	1,949	302	443
Greece.....	415	662	353	314	380	380	241	375	
Italy.....	43,465	33,871	19,128	11,834	30,711	22,227	12,591	12,409	10,487
Japan.....	86,141	66,974	63,452	54,148	69,021	56,382	49,677	63,048	53,188
Netherlands.....	283	201	63	28	848	581	81	65	
Norway.....			8				27		
Portugal.....	103,751	77,450	58,607	44,442	151,143	111,069	82,226	82,929	72,961
Azores and Madeira.....	378	185	237	111	280	550	349	461	254
Spain.....	286,923	246,554	176,044	113,865	197,158	156,417	114,515	113,195	117,453
Switzerland.....	222	2		30	432	5			129
Turkey.....	2,270	421	672		1,320	401	552		
United States.....	70,615	45,627	30,460	184,573	35,790	24,121	16,291	37,879	102,226
Total.....	934,321	742,672	497,398	511,021	814,957	636,044	408,753	455,959	486,828
RECAPITULATION.									
British Empire.....	82,237	75,697	47,651	57,913	79,705	83,741	51,392	61,225	70,304
Foreign Countries.....	852,084	666,975	449,747	453,078	735,252	552,303	357,361	394,734	416,524

No. 19—IMPORTS for Consumption, by Articles and Countries, during Fiscal Years—ended March 31, 1914-1918—*Con.*

Imported from—	1914	1915	1916	1917	1918	Imported from—	1914	1915	1916	1917	1918
<b>BEVERAGES AND SPIRITS—Continued.</b>											
<b>WINES—Continued.</b>											
<b>SPARKLING WINES, CHAMPAGNE AND ALL OTHER, IN BOTTLES CONTAINING EACH NOT MORE THAN A QUARTY BUT MORE THAN A PINT, OLD WINE MEASURE. (Dutiable.)</b>											
United Kingdom.....	Dozen	521	122	79	222	United Kingdom.....	\$	20,905	1,641	1,350	3,912
British Oceania—						British Oceania—					
Australia.....	5	8	3	1	3	Australia.....	\$	90	38	8	45
Belgium.....	11	7,056	2,378	2,740	2,452	Belgium.....	\$	217	37,024	39,137	31,969
France.....	14,302	428	55	17	1	France.....	\$	254,851	354	108	15
St. Pierre and Miquelon.....	725	124	78	73	55	St. Pierre and Miquelon.....	\$	5,181	3,092	390	231
Germany.....	214	8	1	.....	.....	Germany.....	\$	1,978	120	57	.....
Italy.....	9	6	.....	.....	.....	Italy.....	\$	99	10	.....	.....
Netherlands.....	.....	29	8	25	53	Netherlands.....	\$	1,252	123	557	634
Spain.....	100	8,193	2,645	2,942	2,796	Spain.....	\$	284,630	39,604	41,657	42,806
Switzerland.....	.....	.....	.....	.....	.....	Switzerland.....	\$	.....	.....	.....	.....
United States.....	.....	.....	.....	.....	.....	United States.....	\$	.....	.....	.....	.....
Total.....	16,504	521	125	80	225	Total.....	\$	20,905	1,670	1,358	3,957
RECAPITULATION.	1,135	7,672	2,520	2,862	2,571	RECAPITULATION.	\$	20,905	37,925	40,299	38,819
British Empire.....	15,369	.....	.....	.....	.....	British Empire.....	\$	20,905	.....	.....	.....
Foreign Countries.....	.....	.....	.....	.....	.....	Foreign Countries.....	\$	20,905	.....	.....	.....
<b>SPARKLING WINES, CHAMPAGNE AND OTHER, IN BOTTLES CONTAINING NOT MORE THAN A PINT EACH BUT MORE THAN HALF A PINT, OLD WINE MEASURE. (Dutiable.)</b>											
United Kingdom.....	Dozen	452	64	175	238	United Kingdom.....	\$	6,745	590	1,060	1,201
Belgium.....	54	12	.....	20	116	Belgium.....	\$	321	116	195	42,042
France.....	47,987	21,457	6,022	5,897	5,661	France.....	\$	452,034	215,861	43,365	42,042
St. Pierre and Miquelon.....	2	2	1	2	1	St. Pierre and Miquelon.....	\$	4,737	7	10	12
Germany.....	1,164	720	68	16	19	Germany.....	\$	4,737	310	35	135
Italy.....	136	156	40	34	66	Italy.....	\$	672	128	115	239
Netherlands.....	56	20	4	10	80	Netherlands.....	\$	505	54	10	.....
Spain.....	10	20	4	4	32	Spain.....	\$	32	25	25	.....
Switzerland.....	473	9	.....	.....	47	Switzerland.....	\$	3,121	132	491	670
United States.....	.....	120	16	68	54	United States.....	\$	488,167	56,116	45,306	44,299
Total.....	50,671	22,968	6,219	6,226	6,039	Total.....	\$	488,167	56,116	45,306	44,299
RECAPITULATION.	791	452	64	175	238	RECAPITULATION.	\$	6,745	590	1,060	1,201
British Empire.....	49,580	22,516	6,155	6,051	5,801	British Empire.....	\$	461,422	55,526	44,246	43,098
Foreign Countries.....	.....	.....	.....	.....	.....	Foreign Countries.....	\$	461,422	55,526	44,246	43,098





No. 19—Imports for Consumption, by Articles and Countries, during Fiscal Years ended March 31, 1914-1918—*Con.*

Imported from—	1914	1915	1916	1917	1918	Imported from—	1914	1915	1916	1917	1918
BEVERAGES AND SPIRITS—Concluded.											
TOTAL SPIRITS AND WINES. (Dutiable and Free.)											
United Kingdom.....	\$ 3,300,093	\$ 2,094,887	\$ 2,193,845	\$ 2,205,818	\$ 2,424,442	Italy.....	\$ 73,746	\$ 52,913	\$ 35,250	\$ 28,757	\$ 26,943
Bermuda.....	.....	7	.....	42,089	30	Japan.....	69,621	56,420	49,677	63,107	53,188
British Guiana.....	24,309	25,119	40,154	.....	18,360	Netherlands.....	668,175	507,047	367,509	311,104	166,717
British Oceania—	.....	.....	.....	.....	.....	Norway.....	2,608	1,505	1,062	1,274	.....
Australia.....	431	399	189	344	191	Portugal.....	151,249	111,088	85,337	84,076	73,492
British West Indies.....	19,782	19,390	19,882	30,511	54,014	Azores and Madeira.....	550	280	349	461	254
Hong Kong.....	56,395	80,679	38,736	54,514	66,641	Russia.....	1,441	1,666	452	372	16
Newfoundland.....	773	542	680	1,594	26	Spain.....	200,440	157,464	116,325	117,848	127,985
Austria-Hungary.....	1,428	1,570	165	134	.....	Sweden.....	1,750	820	921	857	655
Belgium.....	1,417	766	.....	249	.....	Switzerland.....	571	197	18	53	221
China.....	10,737	8,867	6,612	8,287	5,908	Turkey.....	3,188	1,553	654	231	.....
Cuba.....	4	.....	.....	3	87	United States.....	152,780	82,170	64,398	111,148	230,702
Danmark.....	849	361	254	130	69	Total.....	7,046,948	5,331,385	3,907,613	3,884,038	4,005,297
Danish West Indies.....	.....	55	878,367	895,917	752,970	RECAPITULATION.	.....	.....	.....	.....	.....
France.....	2,265,009	1,501,327	878,367	895,917	752,970	British Empire.....	3,401,783	2,821,023	2,293,486	2,334,870	2,503,734
French Africa.....	316	860	410	120	187	Foreign Countries.....	3,645,165	2,510,362	1,614,127	1,549,168	1,441,563
French West Indies.....	.....	.....	.....	.....	.....	.....	.....	.....	.....	.....	.....
St. Pierre and Miquelon.....	1,226	1,059	1,409	1,364	552	.....	.....	.....	.....	.....	.....
Germany.....	36,415	20,903	2,964	827	781	.....	.....	.....	.....	.....	.....
Greece.....	1,645	1,471	2,054	2,849	231	.....	.....	.....	.....	.....	.....
RECAPITULATION—BEVERAGES AND SPIRITS. (Dutiable and Free.)											
United Kingdom.....	\$ 3,899,446	\$ 3,052,868	\$ 2,373,455	\$ 2,342,903	\$ 2,519,205	Italy.....	\$ 73,821	\$ 53,203	\$ 35,869	\$ 38,963	\$ 27,093
Bermuda.....	.....	7	.....	.....	30	Japan.....	75,171	59,297	50,908	63,957	53,790
British Guiana.....	24,309	25,119	40,154	42,089	18,360	Netherlands.....	668,439	507,611	367,012	311,581	166,786
British Oceania—	.....	.....	.....	.....	.....	Norway.....	2,608	1,505	1,062	1,274	702
Australia.....	431	593	193	344	191	Portugal.....	151,249	111,088	85,337	84,076	73,492
British West Indies.....	22,574	41,103	44,316	36,534	75,340	Azores and Madeira.....	550	280	349	461	254
Hong Kong.....	56,425	80,763	38,739	54,545	66,794	Russia.....	1,441	1,666	452	372	16
Newfoundland.....	773	542	680	1,594	26	Spain.....	200,440	157,484	116,341	117,848	127,985
Austria-Hungary.....	7,929	5,226	197	134	.....	Sweden.....	4,116	1,832	1,200	1,198	706
Belgium.....	1,817	892	.....	249	.....	Switzerland.....	616	197	18	53	221
China.....	10,741	8,867	6,627	8,388	5,908	Turkey.....	3,191	1,553	654	231	.....
Cuba.....	11	14	.....	108	87	United States.....	1,206,332	685,453	273,454	331,319	548,715
Danmark.....	1,049	551	274	169	69	Hawaii.....	674	.....	.....	.....	.....
Danish West Indies.....	.....	55	953,717	888,307	811,195	Total.....	8,862,856	6,408,631	4,399,947	4,333,101	4,409,872
France.....	2,376,444	1,612,166	953,717	888,307	811,195	RECAPITULATION.	.....	.....	.....	.....	.....
French Africa.....	316	860	410	120	187	British Empire.....	3,973,953	3,200,995	2,497,587	2,478,009	2,679,946
French West Indies.....	.....	.....	.....	.....	.....	Foreign Countries.....	4,888,898	3,267,636	1,902,360	1,855,092	1,819,926
St. Pierre and Miquelon.....	1,240	1,059	1,409	1,365	552	.....	.....	.....	.....	.....	.....
Germany.....	102,058	55,206	4,357	2,070	1,334	.....	.....	.....	.....	.....	.....
Greece.....	1,645	1,471	2,053	2,849	234	.....	.....	.....	.....	.....	.....

SESSIONAL PAPER No. 10b

BILLIARD TABLES. (Dutiable.)

	No.	No.	No.	No.	No.		\$	\$	\$	\$	\$	\$
United Kingdom.....	203	134	34	5	1	United Kingdom.....	67,893	25,704	5,607	1,925	\$	407
United States.....	400	120	35	31	19	United States.....	33,911	5,016	2,277	1,289		1,366
Total.....	603	254	69	36	20	Total.....	101,804	30,720	7,884	3,214		1,773
RECAPITULATION.						RECAPITULATION.						
British Empire.....	203	134	34	5	1	British Empire.....	67,893	25,704	5,607	1,925		407
Foreign Countries.....	400	120	35	31	19	Foreign Countries.....	33,911	5,016	2,277	1,289		1,366

BIRD SKINS AND SKINS OF ANIMALS NOT NATIVE TO CANADA, AND FISH SKINS FOR TAXIDERMIC PURPOSES, NOT FURTHER MANUFACTURED THAN PREPARED FOR PRESERVATION. (Free.)

	\$	\$	\$	\$	\$		\$	\$	\$	\$	\$	\$
United Kingdom.....	411		38			United Kingdom.....						
British Guiana.....			14			British Guiana.....						
Newfoundland.....		50	38			Newfoundland.....						
United States.....	2,978	673	6,790		2,697	United States.....	411	50	90			
Alaska.....	30		10,126			Alaska.....	3,008	673	6,790	10,126		2,697
Total.....	3,419	723	6,880	10,126	2,697	Total.....						

## BLACKINGS AND POLISHES.

BLACKING, SHOE AND SHOEMAKERS' INK, SHOE, HARNES AND LEATHER DRESSING, N.O.P. (Dutiable.)

	\$	\$	\$	\$	\$		\$	\$	\$	\$	\$	\$
United Kingdom.....	30,943	38,987	66,403	71,012	61,164	United Kingdom.....						
Belgium.....		1				Belgium.....						
France.....	108			88		France.....						
Germany.....	180	222			203	Germany.....	30,943	35,987	66,408	71,012		61,164
Japan.....				1	152,324	Japan.....	102,104	92,236	102,222	162,868		152,527
United States.....	101,836	92,013	102,222	162,809		United States.....						
Total.....	133,047	128,223	168,630	233,880	213,691	Total.....						

## POLISH OR COMPOSITION, KNIFE AND OTHER, N.O.P. (Dutiable.)

	\$	\$	\$	\$	\$		\$	\$	\$	\$	\$	\$
United Kingdom.....	114,355	93,501	61,156	95,806	63,470	United Kingdom.....						
British East Indies--						British East Indies--						
Straits Settlements.....		20				Straits Settlements.....						
Austria-Hungary.....		19				Austria-Hungary.....	113,883	74,975	74,746	126,371		234,748
Belgium.....	21					Belgium.....						
China.....		7				China.....						
France.....	114	833	1,139	33		France.....						
Germany.....	943	1,008				Germany.....	114,355	98,521	61,156	95,806		65,470
Japan.....	5	12	1	1		Japan.....	113,162	70,920	75,886	126,405		234,748
Netherlands.....	184	16				Netherlands.....						
Total.....						Total.....	229,517	175,441	137,042	222,301		300,218

9 GEORGE V. A. 1919

No. 19—Imports for Consumption, by Articles and Countries, during Fiscal Years ended March 31, 1914-1918—*Con.*

Imported from —	1914	1915	1916	1917	1918	Imported from —	1914	1915	1916	1917	1918
<b>BLAST FURNACE SLAG. (Free.)</b>											
United Kingdom.....	\$ 46,412	\$ 9,540	\$ 2,289			RECAPITULATION. British Empire..... Foreign Countries.....	\$	\$	\$	\$	\$
Belgium.....	6,834										
Germany.....	657	2,248	15,925	459	7,118						
United States.....	9,861										
Total.....	63,764	11,788	18,214	459	7,118		46,412	9,540	2,289	459	7,118
							17,352	2,248	15,925		
<b>BLINDS OF WOOD, METAL OR OTHER MATERIAL, NOT TEXTILE OR PAPER. (Dutiable.)</b>											
United Kingdom.....	\$ 274	\$ 43	\$ 49			RECAPITULATION. British Empire..... Foreign Countries.....	\$	\$	\$	\$	\$
Hong Kong.....					1						
Germany.....	343	138			983						
Japan.....	1,314	538	3,022	193							
Netherlands.....	34										
Sweden.....	207	24									
United States.....	4,518	2,744	4,757	6,181	3,716		274	43	49		1
Total.....	6,656	3,497	7,823	6,374	4,700		6,382	3,454	7,779	0,374	4,699
<b>BLUEING, LAUNDRY. (Dutiable.)</b>											
United Kingdom.....	\$ 49,988	\$ 40,940	\$ 34,691	\$ 55,849	\$ 51,526	RECAPITULATION. British Empire..... Foreign Countries.....	\$	\$	\$	\$	\$
Germany.....	106	213									
Netherlands.....	117										
United States.....	5,237	5,490	6,412	7,768	6,693		49,988	40,940	34,691	55,849	51,526
Total.....	55,448	46,643	41,103	63,617	58,219		5,460	5,703	6,412	7,768	6,693
<b>BOATS, LIFE, AND LIFE-SAVING APPARATUS SPECIALLY IMPORTED BY SOCIETIES TO ENCOURAGE THE SAVING OF HUMAN LIFE. (Free.)</b>											
United Kingdom.....	\$ 478	\$ 250	\$	\$	\$	RECAPITULATION. British Empire..... Foreign Countries.....	\$	\$	\$	\$	\$
United States.....	2,173	2,914	259	10,573	140						
							478	200			
Total.....	2,651	3,114	259	10,573	140		2,173	2,914	259	10,573	140



## SESSIONAL PAPER No. 106

## BONES, CRUDE. (Free.)

	Cwt.	Cwt.	Cwt.	Cwt.	Cwt.	Cwt.	\$	\$	\$	\$	\$	\$
United Kingdom.....	17	17	25	12	39							
British East Indies—												
India.....	2,260						345	303	443	253		1,206
Hong Kong.....	8,796		6	12	2		3,412					25
Newfoundland.....	26,060	4,790	2,000	2,101			6,753	3,878	1,625	1,056		
Argentina Republic.....							23,775					
Austria-Hungary.....	1	4					26	131				
Belgium.....												
China.....	27	12	109	38	16		153	56	1,757	745	521	56
France.....					1						9	
Italy.....												
Japan.....	6,257	8,283	28,407	5,549	12,530		13,814	15,419	38,373	11,592		22,999
United States.....												
Total.....	43,448	13,106	30,608	7,713	12,578		48,278	19,787	42,357	13,904		24,807
RECAPITULATION.												
British Empire.....	11,073	4,807	2,031	2,125	41		10,510	4,181	2,213	1,558		1,231
Foreign Countries.....	32,375	8,299	28,577	5,588	12,537		37,768	15,606	40,144	12,346		23,576

## BONE PITCH, CRUDE. (Free.)

	\$	\$	\$	\$	\$	\$	\$	\$	\$	\$	\$	\$
United Kingdom.....	2,005		21									
United States.....	1,658	1,250	2,111	2,135	7,299		2,005					
Total.....	3,663	1,250	2,132	2,135	7,299		1,658	1,250	2,111	2,135		7,299
RECAPITULATION.												
British Empire.....												
Foreign Countries.....												

## BOOKS, INK, PAPER, STATIONERY, ETC.

## BOOKS AND PRINTED MATTER.

ADVERTISING CHROMES, CHROMOTYPES, OLEOGRAPHS OR LIKE WORK PRODUCED BY ANY PROCESS OTHER THAN HAND PAINTING OR DRAWING AND HAVING ANY ADVERTISING MATTER PRINTED, LITHOGRAPHED OR STAMPED THEREON, OR ATTACHED THERETO, OR OTHER SIMILAR ARTISTIC WORK, LITHOGRAPHED, PRINTED OR STAMPED ON PAPER OR CARDBOARD, FOR BUSINESS OR ADVERTISING PURPOSES, N.O.P. (Dutiable.)

	Lb.	Lb.	Lb.	Lb.	Lb.	Lb.	\$	\$	\$	\$	\$	\$
United Kingdom.....	2,129	596	225	629	497		728	56	61	373		103
France.....	42		127		359		22		25			331
Germany.....	93	1,175					44	557				
Switzerland.....		28						7				
United States.....	33,523	10,953	18,463	37,725	36,391		12,662	5,869	10,078	25,969		18,518
Total.....	35,787	12,752	18,850	38,354	37,247		13,456	6,459	10,104	26,342		18,952
RECAPITULATION.												
British Empire.....	2,129	596	225	629	497		728	56	61	373		103
Foreign Countries.....	33,658	12,156	18,595	37,725	36,750		12,728	6,433	10,103	25,969		18,849

No. 19—Imports for Consumption, by Articles and Countries, during Fiscal Years ended March 31, 1914-1918—*Con.*

Imported from—	1914	1915	1916	1917	1918	Imported from—	1914	1915	1916	1917	1918
United Kingdom.....	Lb. 410,266	Lb. 322,557	Lb. 171,704	Lb. 113,112	Lb. 61,406	United Kingdom.....	\$ 93,954	\$ 79,605	\$ 46,262	\$ 32,717	\$ 21,051
British Guiana.....						British Guiana.....					
British Oceania—						British Oceania—					
Australia.....	219	376	23			Australia.....	45	55			
New Zealand.....						New Zealand.....					
British West Indies.....	390	46	393	1,000		British West Indies.....	130	33	89	100	
Hong Kong.....	20	91	62	154	101	Hong Kong.....	12		7	41	31
Malta.....	239					Malta.....	45				
Austria-Hungary.....	251	445				Austria-Hungary.....	108	96			
Belgium.....		110				Belgium.....	25				
China.....		82		26	145	China.....				9	15
Cuba.....	98	50				Cuba.....					
Denmark.....	50					Denmark.....	66	41			
Egypt and Sudan.....	12,331	5,514		1,176	851	Egypt and Sudan.....	3				
France.....	59,502	22,975	2,337			France.....	3,459	1,247	652	252	587
Germany.....	357	1,835	140	48		Germany.....	378	7,883			
Italy.....	1,172	2,126	1,807	1,034	561	Italy.....	302	24	16	13	
Japan.....	893		30	283		Japan.....	197	378	440	246	117
Netherlands.....	112					Netherlands.....	30	515	2	189	
Norway.....						Norway.....					
Portugal.....	10					Portugal.....	2				
Russia.....	19	10				Russia.....		8			
Spain.....	185	35	18			Spain.....	2		2		
Sweden.....	135	30	27			Sweden.....	42	10	3		
Switzerland.....				1		Switzerland.....	56	10		1	
United States.....	2,300,745	2,226,415	1,846,455	1,914,065	2,056,665	United States.....	712,628	664,525	505,826	561,381	648,591
Total.....	2,757,571	2,582,795	2,022,996	2,080,929	2,119,735	Total.....	830,841	754,461	553,323	594,940	673,425
RECAPITULATION.						RECAPITULATION.					
British Empire.....	410,895	323,073	172,482	114,266	61,510	British Empire.....	94,141	79,699	46,362	32,858	21,085
Foreign Countries.....	376,676	2,259,722	1,850,514	1,916,563	2,038,225	Foreign Countries.....	736,700	674,762	506,971	562,091	648,340

BOOKS, INK, PAPER, STATIONERY, ETC.—Continued.

BOOKS AND PRINTED MATTER—Continued.

ADVERTISING PAMPHLETS, ADVERTISING SLOW CALDS, ILLUSTRATED ADVERTISING PERIODICALS, PRICE BOOKS, CATALOGUES AND PRICE LISTS, ADVERTISING CALENDARS AND ALMANACS; PATENT MEDICINE OR OTHER ADVERTISING CIRCULARS, FLY SHEETS OR PAMPHLETS. (Dutiable.)

## SESSIONAL PAPER No. 10b

BANK NOTES, BONDS, BILLS OF EXCHANGE, CHECKS, PROMISSORY NOTES, DRAFTS AND ALL SIMILAR WORK UNSIGNED, AND CARDS OF OTHER COMMERCIAL BANK FORMS PRINTED OR LITHOGRAPHED OR PRINTED FROM STEEL OR COPPER OR OTHER PLATES, AND OTHER PRINTED MATTER, N.O.P. (Durable.)

United Kingdom.....	\$ 57,729	\$ 37,400	\$ 21,691	\$ 14,787	\$ 24,747	\$	\$ 159	\$ 157	\$ 3,620	\$ 126	\$ 404
British East Indies—							50				
Other.....			127								
British Oceania—											
New Zealand.....	3	11	68								
Hong Kong.....	123	367	180								
Newfoundland.....		20									
Austria-Hungary.....	7										
China.....	78	43									
France.....	247	389	652								
Germany.....	3,784	973	3								
Italy.....			65								
Total.....							306,792	257,102	216,471	272,359	274,632
RECAPITULATION.											
British Empire.....							57,855	37,798	22,066	15,137	25,713
Foreign Countries.....							248,937	219,304	194,405	257,222	248,919

BIBLES, PRAYER BOOKS, PSALM AND HYMN BOOKS, RELIGIOUS TRACTS, SUNDAY SCHOOL LESSON PICTURES. (Free.)

United Kingdom.....	\$ 139,788	\$ 120,287	\$ 99,018	\$ 138,650	\$ 112,714	\$ 190	\$ 5,585	\$ 2,076	\$ 6,613	\$ 3,138	\$ 3,586
British East Indies—							107,175	101,220	92,871	104,180	134,253
India.....											
Hong Kong.....			49								
Austria-Hungary.....	32										
Belgium.....	1,096	305									
China.....	25,926	17,695	10,027	5,399	11,152						
France.....	29,925	56									
Germany.....	20,930	17,913	21,080	21,640	30,363						
Italy.....	4,862	2,282									
Japan.....	3,253	2,311	2,961	6,368	3,751						
Netherlands.....		373	26	242	565						
Russia.....	60			115	1,130						
Total.....	736						309,888	265,030	232,646	284,072	287,946
RECAPITULATION.											
British Empire.....							139,820	120,267	99,067	142,763	112,714
Foreign Countries.....							170,068	144,743	133,579	141,309	175,232

BOOKS, PRINTED BY ANY GOVERNMENT OR BY ANY ASSOCIATION FOR THE PROMOTION OF SCIENCE OR LETTERS AND OFFICIAL ANNUAL REPORTS OF RELIGIOUS OR BENEVOLENT ASSOCIATIONS AND ISSUED IN THE PROCEEDINGS OF SAID ASSOCIATIONS, TO THEIR MEMBERS, AND NOT FOR THE PURPOSE OF SALE OR TRADE. (Free.)

United Kingdom.....	\$ 898	\$ 4,708	\$ 1,302	\$ 4,569	\$ 759	\$ 3,074	\$ 6,507	\$ 9	\$ 5,833	\$ 3,527	\$ 3,205
British East Indies—											
India.....			25								
British Oceania—											
Australia.....		15	385	642							
New Zealand.....	5	16	40	83							
Austria-Hungary.....	20										
Belgium.....	232										
Colombia.....		18									
France.....	25										
Total.....						4,254	11,324	7,594		8,821	3,904
RECAPITULATION.											
British Empire.....						903	4,739	1,752		5,294	759
Foreign Countries.....						3,351	6,585	5,842		3,527	3,205

No. 19—Imports for Consumption, by Articles and Countries, during Fiscal Years ended March 31, 1914-1918—*Con.*

Imported from —	1914	1915	1916	1917	1918	Imported from —	1914	1915	1916	1917	1918
United Kingdom.....	\$ 385	\$ 60	\$ 594	\$ 298	\$ 120	RECAPITULATION.					
France.....	28	6	.....	175	.....						
United States.....	556	654	486	574	541		British Empire.....	385	594	298	120
Total.....	969	720	1,080	1,047	661		Foreign Countries.....	584	486	719	541

BOOKS, INK, PAPER, STATIONERY, ETC.—Continued.  
BOOKS AND PRINTED MATTER—Continued.

Books Embossed and Grooved Cards for the Blind and Books for the Instruction of the Deaf and Dumb and Blind. (Free.)

## Books, Bound or Unbound, which Have Been Printed and Manufactured More than Twelve Years. (Free.)

United Kingdom.....	\$ 16,810	\$ 6,221	\$ 8,801	\$ 2,156	\$ 5,162	RECAPITULATION.					
British Africa, South.....	405	.....	.....	.....	.....		Germany.....	79	.....	.....	.....
British Oceania.....	.....	.....	778	367	.....		Italy.....	185	50	.....	.....
Australia.....	.....	.....	.....	30	.....		United States.....	6,393	6,977	4,301	5,656
New Zealand.....	.....	.....	.....	48	.....	RECAPITULATION.	Total.....	15,145	17,700	8,678	12,729
British West Indies.....	40	100	135	.....	.....		British Empire.....	16,458	9,714	2,621	5,162
Newfoundland.....	43	.....	.....	.....	.....		Foreign Countries.....	16,401	7,486	6,057	7,567
Belgium.....	24	.....	.....	.....	.....						
France.....	2,288	2,202	959	1,756	1,911						
French Africa.....	.....	4	.....	.....	.....						

Books, not printed or reprinted in Canada, which are included and used as text books in the curriculum of any university, college or school, in Canada; books especially imported for the bona fide use of incorporated mechanics' institutes, public libraries, libraries of universities, colleges and schools, or for the library of any incorporated medical, law, literary, scientific or art association or society, and being the property of the organized authorities of such library, and not in any case the property of individuals. (Free.)

United Kingdom.....	\$ 221,245	\$ 258,220	\$ 210,036	\$ 221,874	\$ 152,236	RECAPITULATION.					
Bermuda.....	.....	.....	.....	.....	.....		Japan.....	37	2	1,150	2
British Africa, South.....	190	.....	.....	30	.....		Mexico.....	22	.....	.....	.....
British Oceania.....	.....	.....	.....	.....	.....		Netherlands.....	50	50	.....	.....
Australia.....	250	604	.....	30	187	RECAPITULATION.	Norway.....	25	.....	.....	.....
New Zealand.....	133	.....	298	.....	.....		Schweiz.....	179	16	.....	5
Hong Kong.....	15	.....	.....	287	4		Switzerland.....	308,933	333,984	268,108	291,235
Newfoundland.....	.....	.....	35	.....	.....		United States.....	576,576	473,521	520,181	468,268
Austria-Hungary.....	.....	883	.....	.....	.....		Total.....	635,101	520,181	468,268	468,268



BOOKS ON THE APPLICATION OF SCIENCE TO INDUSTRIES OF ALL KINDS, ALSO BOOKS PRINTED IN ANY LANGUAGE OTHER THAN THE ENGLISH AND FRENCH LANGUAGES, OR IN ANY TWO LANGUAGES NOT BEING ENGLISH OR FRENCH, OR ANY THREE OR MORE LANGUAGES. (PRO.)

[illegible]

CHARTS, ADMIRALTY. (Free.)

[illegible]

## CHARTS AND MAPS FOR THE USE OF SCHOOLS FOR THE BLIND. (Free.)

[illegible]

No. 19—Imports for Consumption, by Articles and Countries, during Fiscal Years ended March 31, 1914-1918—*Con.*

Imported from—	1914	1915	1916	1917	1918	Imported from—	1914	1915	1916	1917	1918
United Kingdom.....	14,843	9,458	6,719	5,343	6,117	United States.....	31,349	26,005	10,924	12,684	13,568
British Oceania—						Total.....	47,331	35,952	18,052	18,306	20,293
New Zealand.....			22	13		RECAPITULATION.					
Hong Kong.....	6	30		2	13	British Empire.....	14,849	9,458	6,741	5,356	6,117
Newfoundland.....		455	387	259	595	Foreign Countries.....	32,482	26,494	11,311	12,950	14,176
France.....	1,022										
Germany.....	111	4		5							
Japan.....											

BOOKS, INK, PAPER, STATIONERY, ETC.—Continued.  
BOOKS AND PRINTED MATTER—Continued.

CHARTS AND MAPS, N.O.P. (Dutiable.)

FREIGHT RATES FOR RAILWAYS, AND TELEGRAPH RATES, BOUND IN BOOK OR PAMPHLET FORM, AND TIME TABLES OF RAILWAYS OUTSIDE OF CANADA. (Dutiable.)

United Kingdom.....	\$ 670	\$ 207	\$ 12	\$ 4	\$	\$	\$	\$	\$	\$	\$
British Oceania—											
New Zealand.....		2									
France.....		5									
United States.....	24,975	21,368	25,258	21,278	20,119	British Empire.....	670	209	12	4	
Total.....	25,645	21,582	25,270	24,282	20,119	Foreign Countries.....	24,975	21,373	25,258	24,278	20,119

GLOBES, GEOGRAPHICAL, TOPOGRAPHICAL AND ASTRONOMICAL. (Free.)

United Kingdom.....	\$ 139	\$ 387	\$ 51	\$ 75	\$ 738	RECAPITULATION.	\$	\$	\$	\$	\$
France.....	413	855	38	640	140	British Empire.....	139	387	51	75	738
Germany.....						Foreign Countries.....	6,510	4,180	2,443	5,820	14,621
United States.....	5,848	3,325	2,405	5,180	14,481						
Total.....	6,649	4,567	2,494	5,895	15,359						

Labels for Cigar Boxes, Fruits, Vegetables, Meats, Fish, Confectionery and Other Goods and Wares; Also Shipping, Price or Other Tags, Tickets or Labels; and Railroad or Other Tickets, Whether Lithographed or Printed or Partly Printed, n.o.p. (Datable.)

[illegible]

MANUSCRIPT, BOOK, AND INSURANCE MAPS. (Free.)

[illegible]

NEWSPAPERS OR SUPPLEMENTAL EDITIONS OR PARTS THEREOF PARTLY PRINTED AND INTENDED TO BE COMPLETED AND PUBLISHED IN CANADA. (Dutiable.)

[illegible]

NEWSPAPERS, AND QUARTERLY, MONTHLY AND SEMI-MONTHLY MAGAZINES, AND WEEKLY LITERARY PAPERS, UNBOUND. (Free.)

[illegible]





SESSIONAL PAPER No. 106

OTHER BOOKS, PRINTED, PERIODICALS AND PAMPHLETS, OR PARTS THEREOF, N.O.P. (Dutiable.)

United Kingdom.....	\$ 621,816	\$ 549,669	\$ 383,263	\$ 486,827	\$ 312,998	Italy.....	\$ 67	\$ 78	\$ 130	\$ 49	\$ 214
British East Indies—						Japan.....	71	41	44	5	176
India.....						Netherlands.....	100	345	44	5	
British Oceania—						Switzerland.....	127	936,273	722,797	1,022,255	1,315,002
Australia.....	10		7			United States.....	1,402,897				
New Zealand.....						Total.....	2,150,253	1,567,200	1,182,195	1,610,579	1,720,706
British West Indies.....	100			5		RECAPITULATION.					
Hong Kong.....	36	44	97	49	50	British Empire.....	621,952	519,753	383,810	486,801	313,340
Newfoundland.....	30	30	423	10		Foreign Countries.....	1,528,301	1,017,537	798,385	1,133,688	1,407,366
Austria-Hungary.....	74										
Belgium.....	24,669	9,530	3,842	1,862							
China.....	10	34	16		7						
France.....	94,429	68,562	71,507	99,517	91,967						
Germany.....	5,857	2,674									

TOTAL BOOKS AND PRINTED MATTER. (Dutiable and Free.)

United Kingdom.....	\$ 1,409,669	\$ 1,266,826	\$ 919,860	\$ 1,068,765	\$ 774,626	Germany.....	\$ 90,847	\$ 34,992	\$ 468	\$ 468	\$ 468
Bermuda.....				30		Greece.....		120			
British Africa, South.....	298					Italy.....	5,300	4,668	3,707	6,677	4,186
British East Indies—						Japan.....	4,514	4,273	6,191	3,281	6,805
India.....	20		25	4,113	292	Mexico.....	92				
Other.....			127			Netherlands.....	611	1,073	96	699	1,130
British Guiana.....			4			Norway.....	55		118		
British Oceania—						Portugal.....	42	33	43	2	17
Australia.....	320	684	1,163	672	187	Russia.....	3,546	689			
New Zealand.....	207	29	435	451	417	Spain.....	815	5			
British West Indies.....	100	6	220	215		Sweden.....	401	231	3	3	3
Hong Kong.....	632	1,255	708	1,025	1,840	Switzerland.....	6,554	2,211	6,622	3,808	3,591
Malta.....	14					Turkey.....	5	100			
Newfoundland.....	78	150	623	88		United States.....	4,906,703	4,353,991	4,020,795	4,533,372	5,355,051
Austria-Hungary.....	2,923	30,036	15,415	8,092	11,452	Hawaii.....					3
Belgium.....	53,991	3,267	481	1,372	2,022	Total.....	6,751,369	5,854,186	5,124,906	5,814,764	6,358,839
China.....	907	18				RECAPITULATION.					
Colombia.....			375	1,500	840	British Empire.....	1,411,338	1,268,950	923,165	1,075,369	777,362
Cuba.....				327	3,433	Foreign Countries.....	5,343,031	4,585,236	4,201,641	4,739,404	5,581,477
Denmark.....	109	61		564							
Greenland, Iceland, etc.....	4,336	8	430								
Egypt and Sudan.....	3										
France.....	194,799	146,330	146,893	179,610	162,941						
French Africa.....		204									

FASHION PLATES, TAILORS', MILLINERS' AND MANTLE-MAKERS', WHEN IMPORTED IN SINGLE COPIES IN SHEET FORM, WITH MAGAZINES AND PERIODICAL TRADE JOURNALS. (Free.)

United Kingdom.....	\$ 1,534	\$ 1,083	\$ 459	\$ 459	\$ 459	British Empire.....	\$ 1,534	\$ 1,083	\$ 459	\$ 459	\$ 459
France.....	2,436	43				Foreign Countries.....	102,527	17,547	797	597	1,202
Switzerland.....	319										
United States.....	99,772	17,504	797	597	1,292						
Total.....	104,061	18,630	797	1,056	1,292						

No. 19—Imports for Consumption, by Articles and Countries, during Fiscal Years ended March 31, 1914-1918—*Con.*

Imported from—	1914	1915	1916	1917	1918	Imported from—	1914	1915	1916	1917	1918
United Kingdom.....	\$ 4,415	\$ 360	\$ 1,621	\$ .....	\$ .....	RECAPITULATION. British Empire..... Foreign Countries.....	\$ 4,415	\$ 360	\$ 1,621	\$ .....	\$ .....
United States.....	15,182	26,671	29,792	10,007	.....		15,182	26,671	29,792	10,007	.....
Total.....	19,597	27,031	31,413	10,007	.....						

BOOKS, INK, PAPER, STATIONERY, ETC.—Continued.

HEMP PAPER, MADE ON FOUR-CYLINDER MACHINES AND CALENDERED TO BETWEEN .006 AND .008 THICKNESS, ADAPTED FOR THE MANUFACTURE OF SHOT SHELLS; AND FELT BOARD SIZED AND HYDRAULIC PRESSED AND COVERED WITH PAPER OR UNCOVERED, ADAPTED FOR THE MANUFACTURE OF GUN WADS. (Free.)

INK, PRINTING, (Dutiable.)

United Kingdom.....	\$ 16,213	\$ 14,887	\$ 16,704	\$ 28,700	\$ 16,638	RECAPITULATION. British Empire..... Foreign Countries.....	\$ 16,213	\$ 14,887	\$ 16,704	\$ 28,700	\$ 16,650
Hong Kong.....	.....	.....	1	.....	12		88,713	82,039	79,755	91,176	111,750
Newfoundland.....	.....	5	.....	.....	.....						
France.....	352	276	236	58	49	RECAPITULATION. British Empire..... Foreign Countries.....	104,926	96,931	96,460	119,934	128,451
Germany.....	40	1,582	.....	.....	.....						
Japan.....	.....	.....	2	.....	2						

INK, WRITING, (Dutiable.)

United Kingdom.....	\$ 25,535	\$ 18,889	\$ 13,547	\$ 19,781	\$ 19,608	RECAPITULATION. British Empire..... Foreign Countries.....	\$ 25,535	\$ 18,889	\$ 13,547	\$ 19,781	\$ 19,765
Hong Kong.....	26	29	86	179	157		25,561	28,252	25,561	13,633	19,765
Austria-Hungary.....	1	.....	.....	.....	.....		28,252	16,138	13,850	18,406	24,023
Belgium.....	3	.....	.....	.....	.....	RECAPITULATION. British Empire..... Foreign Countries.....	53,813	35,056	27,483	38,366	43,788
China.....	12	21	28	3	13						
France.....	1,961	600	564	200	250						
Germany.....	.....	406	.....	.....	.....	RECAPITULATION. British Empire..... Foreign Countries.....	25,561	18,918	13,633	19,960	19,765
Japan.....	197	248	72	201	233		28,252	16,138	13,850	18,406	24,023
Netherlands.....	110	286	139	86	.....						

PAPER AND MANUFACTURES OF.

ALBUM, INSIDES, MADE OF PAPER. (Free.)

United Kingdom.....	\$ .....	\$ .....	\$ .....	\$ .....	\$ .....	RECAPITULATION. British Empire..... Foreign Countries.....	\$ .....	\$ .....	\$ .....	\$ .....	\$ .....
United States.....	535	495	159	122	96		535	495	189	122	96
Total.....	535	495	159	122	96						



No. 19—Imports for Consumption, by Articles and Countries, during Fiscal Years ended March 31, 1914-1918—*Con.*

Imported from—	1914	1915	1916	1917	1918	Imported from—	1914	1915	1916	1917	1918
BOOKS, INK, PAPER, STATIONERY, ETC.—Continued. PAPER AND MANUFACTURES OF—Continued.											
DECALCOMANIA PAPER, NOT PRINTED, WHEN IMPORTED BY MANUFACTURERS OF DECALCOMANIA TRANSFERS TO BE USED IN THEIR OWN FACTORIES IN THE MANUFACTURE OF SUCH TRANSFERS. (Poco.)											
United Kingdom.....	\$	\$	\$	\$	\$	RECAPITULATION.	\$	\$	\$	\$	\$
Bermuda.....		808	2,310	1,170							
Germany.....		146	34			British Empire.....		808	2,344	1,170	
United States.....		2,273	8,983	2	3,297	Foreign Countries.....		2,419	8,983	2	3,297
Total.....		3,227	11,327	1,172	3,297						
ENVELOPES. (Dutiable.)											
United Kingdom.....	M.	M.	M.	M.	M.	United Kingdom.....	\$	\$	\$	\$	\$
Hong Kong.....	13,591	13,441	6,803	5,060	3,590	Hong Kong.....		23,835	11,363	9,820	9,334
China.....	39	152	210	171	255	China.....		21	107	154	280
France.....	43		12		39	France.....		15	24	46	
Germany.....	1,087			333	6	Germany.....		956		216	11
Italy.....	2,226	192				Italy.....		2,530			
Japan.....	57					Japan.....		204			
Netherlands.....	9	12	24	19	43	Netherlands.....		11	40	72	61
Switzerland.....	10	16			6	Switzerland.....		17	46		32
United States.....	86,154	75,786	65,762	67,145	59,485	United States.....		98,113	72,979	96,600	94,025
Total.....	103,216	89,600	72,817	72,748	63,424	Total.....		125,702	84,537	106,922	103,789
RECAPITULATION.											
British Empire.....	13,630	13,593	7,013	5,231	3,845	British Empire.....		23,856	11,470	9,974	9,614
Foreign Countries.....	89,586	76,007	65,804	67,517	59,579	Foreign Countries.....		101,846	73,067	96,948	94,175
FEB-BOARD. (Dutiable.)											
United Kingdom.....	\$	\$	\$	\$	\$	RECAPITULATION.	\$	\$	\$	\$	\$
United States.....											
Total.....						British Empire.....					20
						Foreign Countries.....		2,282	4,993	3,044	5,110



## SESSIONAL PAPER No. 106

## HANGINGS OF WALL PAPER, INCLUDING BORDERS. (Dutiable.)

	Roll	Roll	Roll	Roll	Roll	\$	\$	\$	\$	\$	\$
United Kingdom.....	333,665	202,810	235,697	76,159	67,449	82,353	32,307	31,158	15,142	14,479	
Hong Kong.....	5					2					
Austria-Hungary.....	2,325					383					
Belgium.....	23,065	3,640				3,569	1,011				
France.....	22,473	1,207	527			2,492		207			
Germany.....	128,318	22,653				17,595	1,916				
Japan.....	3,302	2,289				3,545	2,515	1,350			
Netherlands.....	680		2,368	4,045		161					
United States.....	3,512,496	2,692,256	2,254,918	2,226,939	1,923,001	324,760	226,000	175,233	219,264	218,506	
Total.....	4,086,329	2,924,855	2,493,510	2,307,143	1,993,352	436,244	264,242	207,948	238,173	236,078	
RECAPITULATION.											
British Empire.....	393,670	202,810	235,697	76,159	67,449	82,355	32,307	31,158	15,142	14,479	
Foreign Countries.....	3,692,659	2,722,045	2,257,813	2,230,984	1,925,913	353,889	231,935	176,790	223,031	221,599	

## LEATHER BOARD, LEATHEROID AND MANUFACTURES OF. N.O.P. (Dutiable.)

	\$	\$	\$	\$	\$	\$	\$	\$	\$	\$	\$
United Kingdom.....	898	16	561	110	9						
United States.....	26,463	16,079	12,229	39,776	45,198						
Total.....	27,361	16,095	12,790	39,886	45,207	898	16	561	110	45,198	
RECAPITULATION.											
British Empire.....											
Foreign Countries.....						26,463	16,079	12,229	39,776	45,198	

## MATRIX PAPER, NOT BEING TISSUE, FOR USE IN PRINTING. (Free.)

	\$	\$	\$	\$	\$	\$	\$	\$	\$	\$	\$
United Kingdom.....	660	1,365	2,189	2,305	2,223						
France.....	223	330	603	520							
Germany.....	400										
United States.....	14,523	11,848	10,441	21,363	21,991	660	1,365	2,189	2,395	2,223	
Total.....	15,806	13,538	13,233	24,278	27,214	15,146	12,173	11,044	21,883	24,991	
RECAPITULATION.											
British Empire.....											
Foreign Countries.....						15,146	12,173	11,044	21,883	24,991	

## MILLBOARD, NOT COATED OR PASTED. (Dutiable.)

	\$	\$	\$	\$	\$	\$	\$	\$	\$	\$	\$
United Kingdom.....	3,201	2,050	1,576	1,200							
France.....	1,247	31									
Netherlands.....		95									
United States.....	103,577	117,977	54,905	61,776	90,173	3,201	2,050	1,576	1,200	90,173	
Total.....	108,025	120,153	56,481	62,976	90,173	104,824	118,103	54,905	61,776	90,173	
RECAPITULATION.											
British Empire.....											
Foreign Countries.....						104,824	118,103	54,905	61,776	90,173	

No. 19—Imports for Consumption, by Articles and Countries, during Fiscal Years ended March 31, 1914-1918—*Con.*

Imported from—	1914	1915	1916	1917	1918	Imported from—	1914	1915	1916	1917	1918
<p>BOOKS, INK, PAPER, STATIONERY, ETC.—Continued.            PAPER AND MANUFACTURES OF—Continued.            PADS, NOT PRINTED, PAPER-MACHÉ WARE, N.O.P. (Dutiable.)</p>											
United Kingdom.....	\$ 2,180	\$ 1,245	\$ 730	\$ 1,072	\$ 87	RECAPITULATION.	\$	\$	\$	\$	\$
France.....	5	130	.....	.....	.....	British Empire.....	2,180	1,245	730	1,072	87
Germany.....	198	.....	.....	.....	32	Foreign Countries.....	10,171	10,772	6,188	6,253	7,214
Japan.....	.....	.....	.....	.....	.....						
United States.....	9,963	10,642	6,188	6,253	7,182						
Total.....	12,351	12,017	6,968	7,325	7,301						
<p>PAPER AND MATERIALS OF PAPER, GUTTA-PERCHA AND IMITATION RUBBER, FOR THE MANUFACTURE OF MUSIC ROLLS FOR PIANO PLAYERS. (Free.)</p>											
United Kingdom.....	\$ 1,886	\$	\$	\$	\$	RECAPITULATION.	\$	\$	\$	\$	\$
Germany.....	388	.....	.....	.....	.....	British Empire.....	1,886	.....	.....	.....	.....
United States.....	1,070	4,062	3,339	6,942	2,529	Foreign Countries.....	1,458	4,062	3,339	6,042	2,529
Total.....	3,344	4,062	3,339	6,942	2,529						
<p>PAPER MATTING FOR USE IN CANADIAN MANUFACTURES. (Dutiable.)</p>											
United Kingdom.....	\$	\$	\$	\$	\$	RECAPITULATION.	\$	\$	\$	\$	\$
United States.....	2,246	2,570	2,977	1,730	1,344	British Empire.....	2,246	2,570	2,977	1,730	1,344
Total.....	2,246	2,570	2,977	1,730	1,344	Foreign Countries.....					
<p>PAPER, PHOTOGRAPHIC, PLAIN BASIC, BARYTA COATED, ADAPTED FOR USE EXCLUSIVELY IN THE MANUFACTURE OF ALBUMENIZED OR SENSITIZED PAPER. (Free.)</p>											
United Kingdom.....	\$ 882	\$ 149	\$ 1,576	\$ 6,667	\$ 4	RECAPITULATION.	\$	\$	\$	\$	\$
Belgium.....	1,256	145	.....	.....	.....	British Empire.....	882	149	1,576	6,667	4
France.....	14,260	1,421	312	662	.....	Foreign Countries.....	105,667	48,408	59,116	99,833	146,895
Germany.....	3,438	.....	.....	.....	.....						
United States.....	90,151	43,404	58,804	90,171	146,895						
Total.....	106,549	48,557	60,692	106,500	146,899						

## SESSIONAL PAPER No. 106

## PAPER TUBES AND CONES OF ALL SIZES ADAPTED FOR WINDING YARN THEREON. (Free.)

	\$	\$	\$	\$	\$	\$	\$	\$	\$
United Kingdom.....	1,298	1,525	92	975	1,909	RECAPITULATION.			
Austria-Hungary.....	60	.....	.....	.....	.....	British Empire.....	1,298	975	1,909
Germany.....	74	.....	.....	.....	.....	Foreign Countries.....	17,917	23,260	40,452
United States.....	17,783	14,066	23,260	37,371	40,452				
Total.....	19,215	15,391	23,352	38,346	42,361				

## PATTERNS, BOOT AND SHOE, MANUFACTURES OF PAPER. (Dutiable.)

	\$	\$	\$	\$	\$	\$	\$	\$	\$
United Kingdom.....	12,961	13,684	14,583	12,735	9,373	RECAPITULATION.			
United States.....	.....	.....	.....	.....	.....	British Empire.....	12,961	14,583	30
Total.....	12,961	13,684	14,583	12,735	9,393	Foreign Countries.....	.....	.....	9,373

## PRINTING PAPER (FOR NEWSPAPERS) IN SHEETS OR ROLLS, VALUED AT NOT MORE THAN 2½c. PER POUND. (Dutiable.)

	Lb.	Lb.	Lb.	Lb.	Lb.	\$	\$	\$	\$
United Kingdom.....	7,017,897	18,300	19,348	10,340	.....	United Kingdom.....	141,363	362	476
United States.....	.....	1,414,014	234,658	10,340	.....	United States.....	141,363	28,343	4,860
Total.....	7,017,897	1,432,314	244,006	10,340	.....	Total.....	141,363	28,705	5,336
RECAPITULATION.						RECAPITULATION.			
British Empire.....	.....	18,300	19,348	.....	.....	British Empire.....	362	476	.....
Foreign Countries.....	7,017,897	1,414,014	234,658	10,340	.....	Foreign Countries.....	141,363	28,343	4,860

## PRINTING PAPER, N.O.P. (Dutiable.)

	Lb.	Lb.	Lb.	Lb.	Lb.	\$	\$	\$	\$
United Kingdom.....	5,925,178	3,159,338	1,445,657	555,509	136,901	United Kingdom.....	313,210	169,380	83,236
Hong Kong.....	.....	.....	.....	510	.....	Hong Kong.....	.....	.....	66,079
Belgium.....	49,101	12,308	.....	.....	.....	Belgium.....	2,678	875	67
China.....	1,000	.....	.....	.....	.....	China.....	.....	.....	.....
France.....	.....	250	900	.....	.....	France.....	11	80	.....
Germany.....	134,737	42,645	.....	.....	.....	Germany.....	7,987	2,080	.....
Italy.....	.....	.....	940	.....	.....	Italy.....	.....	42	100
Japan.....	.....	484	.....	.....	25	Japan.....	.....	.....	.....
Netherlands.....	4,660	.....	.....	.....	.....	Netherlands.....	292	.....	2
Norway.....	37,331	7,300	100,615	32,289	.....	Norway.....	1,206	205	3,998
Sweden.....	210,388	11,697	.....	.....	.....	Sweden.....	6,498	491	2,748
United States.....	5,986,465	4,713,732	2,826,162	4,885,682	5,106,063	United States.....	342,584	256,221	168,055
Total.....	12,348,860	7,947,754	4,374,274	5,474,990	5,242,989	Total.....	674,627	459,305	255,460
RECAPITULATION.						RECAPITULATION.			
British Empire.....	5,925,178	3,159,338	1,445,657	556,019	136,901	British Empire.....	313,210	169,380	83,236
Foreign Countries.....	6,423,682	4,788,416	2,928,617	4,918,971	5,106,088	Foreign Countries.....	361,417	259,925	172,233

No. 19—Imports for Consumption, by Articles and Countries, during Fiscal Years ended March 31, 1914-1918.—*Con.*

Imported from—	1914	1915	1916	1917	1918	Imported from—	1914	1915	1916	1917	1918
BOOKS, INK, PAPER, STATIONERY, ETC.—Continued. PAPER AND MANUFACTURES OF—Continued. RULED AND BORDER AND COATED PAPERS; BOXED PAPERS AND PAPERIES. (Dutiable.)											
United Kingdom.....	\$ 76,186	\$ 56,890	\$ 34,896	\$ 37,791	\$ 23,738	Netherlands.....	\$ 381	\$ 108	\$ 471	\$	\$
British Oceania—						Norway.....	528	169	227		
Australia.....					88	Sweden.....	180,056	180,556	141,502	267,296	311,347
British West Indies.....			4	584	948	United States.....					
Hong Kong.....	51	52	6	1,114	1	Total.....	313,320	253,169	182,513	307,279	336,318
Belgium.....	31,275	9,056	5,059	75		RECAPITULATION.					
China.....	29	187	73			British Empire.....	76,237	56,942	34,906	38,378	24,774
Cuba.....					20	Foreign Countries.....	237,583	196,227	147,607	268,901	311,544
Denmark.....	138					SHRAW BOARD NOT PASTED OR COATED. (Dutiable.)					
France.....	1,496	1,262	174	122		United Kingdom.....	\$ 982	\$ 178	\$ 37	\$ 6,962	\$ 3,080
Germany.....	23,678	4,502	24	67	176	Austria-Hungary.....	68	320	198		
Japan.....	2	556				Japan.....	1,377	566	36		
						Netherlands.....	98,131	74,320	108,291	179,281	250,867
						United States.....					
						Total.....	100,558	75,414	108,562	186,243	253,947
						RECAPITULATION.					
						British Empire.....	982	178	37	6,962	3,080
						Foreign Countries.....	99,576	75,236	108,525	179,281	250,867
TARKED OR OTHER BUILDING PAPERS, N.O.P. (Dutiable.)											
United Kingdom.....	\$ 4,243	\$ 407	\$ 678	\$ 43	\$ 310,665	RECAPITULATION.	\$	\$	\$	\$	\$
United States.....	509,086	317,349	188,034	189,780	310,665	British Empire.....	4,243	407	678	43	
Total.....	513,329	317,756	188,712	189,823	310,665	Foreign Countries.....	509,086	317,349	188,034	189,780	310,665





No. 19—Imports for Consumption, by Articles and Countries, during Fiscal Years ended March 31, 1914-1918—*Con.*

Imported from—	1914	1915	1916	1917	1918	Imported from—	1914	1915	1916	1917	1918
BOOKS, INK, PAPER, STATIONERY, ETC.—Continued.											
PAPER AND MANUFACTURES OF—Concluded.											
WRAPPING PAPER. (Dutiable.)											
United Kingdom.....	Lb.	Lb.	Lb.	Lb.	Lb.	United Kingdom.....	\$	\$	\$	\$	\$
Hong Kong.....	321,560	416,601	55,510	16,347	51,661	Hong Kong.....	11,415	22,346	2,990	1,981	7,081
Austria-Hungary.....	2,227	2,888	2,244	2,736	5,812	Austria-Hungary.....	74	128	114	134	429
Belgium.....	1,018	1,018				Belgium.....	6,512	90			
China.....	133,994	79,374				China.....	3	4,404			
Denmark.....	110	72,455				Denmark.....		1,854			
France.....	4,321	1,219				France.....	175	68			
Germany.....	534,092	159,263				Germany.....	17,311	8,639			
Japan.....	2,187	1,395	1,198	1,580	2,627	Japan.....	135	124	45	73	268
Netherlands.....		10,663				Netherlands.....		555			
Norway.....	503,979	327,343	38,048			Norway.....	14,633	9,869	1,260		
Sweden.....	1,321,548	462,417	60,815			Sweden.....	44,257	14,310	2,192		1,455
Switzerland.....	900					Switzerland.....	52				
United States.....	4,155,708	6,209,612	4,614,949	6,895,668	4,254,075	United States.....	119,901	130,374	134,509	269,554	209,135
Total.....	6,980,626	7,744,278	4,772,764	6,916,331	4,334,274	Total.....	214,491	192,770	141,110	271,742	218,868
RECAPITULATION.											
British Empire.....	323,787	419,489	57,754	19,083	57,473	British Empire.....	11,489	22,474	3,104	2,115	7,510
Foreign Countries.....	6,656,839	7,324,789	4,715,010	6,897,248	4,276,801	Foreign Countries.....	203,009	170,296	138,006	269,627	211,358

OTHER MANUFACTURES OF PAPER, N.O.P. (Dutiable.)											
United Kingdom.....	\$	\$	\$	\$	\$	Japan.....	\$	\$	\$	\$	\$
British East Indies—						Mexico.....	11,361	7,004	10,042	10,027	16,983
India.....	401,078	388,509	307,072	289,105	204,469	Netherlands.....	1,404	173	101		12
Australia.....	29		14			Norway.....	743	1,369	149	1,800	
New Zealand.....	14					Portugal.....	62				
British West Indies.....						Spain.....					
Hong Kong.....	3,232	7,590	5,467	7,978	14,155	Sweden.....	910	215	130	60	148
Newfoundland.....			135			Switzerland.....	62	81	48	645	
Austria-Hungary.....	16,739	3,214				Turkey.....	270				
Belgium.....	23,202	13,845	2,469	215	73	United States.....	1,769,914	1,325,477	1,310,823	2,094,012	2,469,018
China.....	9,463	9,902	726	83	332	Total.....	2,491,554	1,919,648	1,712,435	2,531,474	2,856,083
Denmark.....	159	4				RECAPITULATION.					
Egypt and Sudan.....	172					British Empire.....	404,353	396,009	312,688	297,110	218,024
France.....	93,132	84,304	64,993	127,232	150,870	Foreign Countries.....	2,087,201	1,523,549	1,399,747	2,234,364	2,637,459
St. Pierre and Miquelon.....					22						
Germany.....	159,115	86,862	1,232	290	1						
Italy.....	493	36	34								

United Kingdom.....	\$ 562,708	\$ 394,875	\$ 261,905	\$ 283,512	\$ 179,297	Japan.....	\$ 7,019	\$ 4,049	\$ 3,663	\$ 14,295	\$ 11,728
British Oceania—						Netherlands.....	7,535	1,545	1,791		
Australia.....			33			Norway.....	49,354	29,857	13,073	1,425	4,329
British West Indies .....			2			Russia.....	72	174			
Hong Kong.....	306	214	578	584	868	Spain.....	67				
Newfoundland..			10			Sweden.....	118,270	37,558	6,293	607	8,431
Australia.....	5,835	6,265				Switzerland... .	410	423	79	710	381
Belgium.....	74,489	33,366	1,657			United States ..	1,250,382	864,142	920,742	1,448,964	1,590,440
Bulgaria.....	454					Total.....	2,206,070	1,455,072	1,227,202	1,768,090	1,827,663
China.....	401	202	66			RECAPITULATION.					
Danmark.....	245	681									
France.....	27,483	39,132	16,501	17,912	32,194						
St. Pierre and Miquelon ..	4					British Empire..	563,014	395,089	262,528	284,086	180,165
Germany.....	100,129	41,739				Foreign Countries.....	1,645,056	1,059,983	964,674	1,454,003	1,647,503
Italy.....	907		809								

## TOTAL PAPER AND MANUFACTURES OF. (Dutiable and Free.)

[illegible]

## PENCILS, LEAD. (Dutiable.)

[illegible]

No. 19—Imports for Consumption, by Articles and Countries, during Fiscal Years ended March 31, 1914-1918—*Con.*

Imported from—	1914	1915	1916	1917	1918	Imported from—	1914	1915	1916	1917	1918
BOOKS, INK, PAPER, STATIONERY, ETC.—Concluded.											
PENS, PENHOLDERS AND RULERS OF ALL KINDS. (Dutiable.)											
United Kingdom.....	\$ 100,537	\$ 62,374	\$ 54,686	\$ 57,842	\$ 59,828	Netherlands.....	\$ 27	\$	\$	\$	\$
Hong Kong.....	137	205	200	358	370	Norway.....	315				
Austria-Hungary.....	1,102	741				United States.....	105,857	66,983	75,341	113,671	116,983
Belgium.....	14	265				Total.....	213,954	132,956	130,363	173,123	180,703
China.....	33	18	31	3	6	RECAPITULATION.					
France.....	1				460	British Empire.....	100,674	62,579	51,886	58,200	60,198
Germany.....	735	179	50	261		Foreign Countries.....	113,280	70,377	75,477	114,923	120,505
Italy.....	5,172	2,138									
Japan.....	13		55	988	3,956						
Total.....	20	53									
PHOTOGRAPHS, PRESS, FOR USE ONLY AS NEWSPAPER PICTURES. (Free.)											
United Kingdom.....	\$	\$	\$	\$	\$	RECAPITULATION.	\$	\$	\$	\$	\$
United States.....	90	125	229	83	166	British Empire.....					
Total.....	90	125	229	83	166	Foreign Countries.....	90	125	229	83	166
RECAPITULATION—BOOKS, INK, PAPER, STATIONERY, ETC. (Dutiable and Free.)											
United Kingdom.....	\$ 3,305,730	\$ 2,652,411	\$ 1,866,499	\$ 2,001,485	\$ 1,451,332	French Africa.....	\$	\$ 204	\$	\$	\$
Portugal.....	298		34	30		St. Pierre and Miquelon.....	4		2,191	290	22
British Africa, South.....						Germany.....	522,772	225,520			
British East Indies—						Greece.....	120				
India.....	20		39	4,113	292	Italy.....	6,917	4,704	4,650	6,677	4,487
Other.....			4			Japan.....	27,398	20,028	22,376	36,422	55,472
British Oceania—						Mexico.....	22				12
Australia.....	319	684	1,196	672	275	Netherlands.....	12,834	5,239	2,163	785	1,130
New Zealand.....	221	29	435	451	417	Norway.....	66,317	41,300	19,069	5,973	4,829
British West Indies.....	100	6	226	242		Portugal.....	104	33	45	2	17
Hong Kong.....	4,486	9,622	7,359	11,183	19,183	Russia.....	3,618	863			
Malta.....	14					Spain.....	882	8	2		3
Newfoundland.....	78	155	768	88		Sweden.....	170,864	53,116	8,935	984	10,389
Austria-Hungary.....	49,388	20,804				Switzerland.....	7,397	2,778	6,773	5,163	4,152
Belgium.....	197,076	93,316	24,630	9,421	11,452	Turkey.....	275	160			
Bulgaria.....	454					United States.....	10,928,483	8,777,228	8,200,643	10,988,160	12,727,532
China.....	11,080	4,598	1,487	1,536	2,433	Hawaii.....					3
Colombia.....		18				Total.....	15,551,396	12,190,842	10,401,221	13,403,171	14,614,021
Cuba.....			448	1,600	840	RECAPITULATION.					
Denmark.....	651	2,550	430	564	3,433	British Empire.....	3,311,296	2,662,907	1,876,687	2,018,264	1,471,999
Greenland, Iceland, etc.....	4,336	8				Foreign Countries.....	12,343,100	9,527,835	8,524,534	11,384,907	13,172,922
Egypt and Sudan.....	176										
France.....	332,052	275,370	230,692	327,003	317,413						



[illegible]

**BRICKS, CLAYS AND TILES** (See also "EARTHIENWARE.")

## BRICKS, BATH. (Dutiable.)

[illegible]

## BRICKS, BUILDING. (Dutiable.)

	M.	M.	M.	M.	M.	M.		\$	\$	\$	\$	\$
United Kingdom.....	2,364	1,793	376	132	20	20	United Kingdom.....	28,067	20,434	4,632	2,311	292
United States.....	46,887	24,636	9,490	9,258	4,158	4,158	United States.....	499,596	287,224	105,162	112,094	60,952
Total.....	49,251	26,829	9,866	9,390	4,178	4,178	Total.....	527,663	307,658	109,794	114,405	61,244
RECAPITULATION.												
British Empire.....	2,364	1,793	376	132	20	20	British Empire.....	28,067	20,434	4,632	2,311	292
Foreign Countries.....	46,887	24,636	9,490	9,258	4,158	4,158	Foreign Countries.....	499,596	287,224	105,162	112,094	60,952

BRICKS, FIRE, OF A CLASS OR KIND NOT MADE IN CANADA. (Free.)

[illegible]

## BRICKS, FIRE, MAGNESITE. (Free.)

[illegible]

No. 19—Imports for Consumption, by Articles and Countries, during Fiscal Years ended March 31, 1914-1918—*Con.*

Imported from—	1914	1915	1916	1917	1918	Imported from—	1914	1915	1916	1917	1918
----------------	------	------	------	------	------	----------------	------	------	------	------	------

BRICKS, CLAYS AND TILES—Continued.											
BRICKS, FIRE, N.O.P. (Dutiable.)											
United Kingdom.....	\$ 82,004	\$ 27,629	\$ 34,502	\$ 32,221	\$ 13,456	RECAPITULATION.					
France.....	965										
Germany.....		1,647									
Mexico.....	68										
United States.....	176,286	120,246	281,093	483,838	652,767		82,094	27,629	34,502	32,221	15,456
Total.....	259,443	149,522	315,595	516,059	668,223		177,349	121,893	281,093	483,838	652,767

BRICKS, PAVING. (Dutiable.)											
United Kingdom.....	M. 2,274	M. 2,658	M. 1,116	M. 895	M. 219	RECAPITULATION.					
United States.....	7,211	6,514	4,839	4,400	2,039						
Total.....	12,485	9,172	5,955	5,295	2,258		73,146	40,966	13,267	12,744	3,208
British Empire.....							98,471	105,681	62,585	52,753	36,066
Foreign Countries.....							171,617	146,647	77,852	65,497	39,274
Total.....											
British Empire.....	5,274	2,658	1,116	895	219	RECAPITULATION.					
Foreign Countries.....	7,211	6,514	4,839	4,400	2,039		73,146	40,966	15,267	12,744	3,208
Total.....							98,471	105,681	62,585	52,753	36,066

BUILDING BLOCKS, PARTITION HOLLOW AND FIRE-PROOF BUILDING TILE. (Dutiable.)											
United Kingdom.....	\$ 50,930	\$ 18,426	\$ 1,855	\$ 127	\$ 310	RECAPITULATION.					
France.....	194										
United States.....	375,796	244,845	136,163	91,375	126,979		50,930	18,426	1,855	127	310
Total.....	426,920	263,271	138,018	91,502	127,289		375,990	244,845	136,163	91,375	126,979

CLAY, CHINA. (Free.)											
United Kingdom.....	Cwt. 194,183	Cwt. 149,944	Cwt. 166,989	Cwt. 150,785	Cwt. 106,615	RECAPITULATION.					
United States.....	261,967	215,800	297,789	186,464	112,246						
Total.....	456,150	365,744	464,778	337,249	218,861		66,211	51,718	50,618	46,064	43,536
British Empire.....							96,251	79,127	77,972	61,674	55,113
Foreign Countries.....							162,462	130,845	128,590	107,738	98,649
Total.....											
British Empire.....	194,183	149,944	166,989	150,785	106,615	RECAPITULATION.					
Foreign Countries.....	261,967	215,800	297,789	186,464	112,246		66,211	51,718	50,618	46,064	43,536
Total.....							96,251	79,127	77,972	61,674	55,113

## SESSIONAL PAPER No. 10b

## CLAY, FIRE. (Free.)

	\$	\$	\$	\$	\$	\$	\$	\$	\$	\$	\$
United Kingdom.....	24,136	12,930	24,014	10,858	13,125	RECAPITULATION.					
Belgium.....	223					British Empire.....					
Germany.....	622					Foreign Countries.....					
Japan.....	100,676	77,784	80,801	162,974	18	24,136	12,930	24,014	10,858	13,125	
United States.....						101,521	77,784	80,833	162,992	306,839	
Total.....	125,657	90,723	104,847	173,850	319,964						

## CLAY, PIPE. (Free.)

	\$	\$	\$	\$	\$	\$	\$	\$	\$	\$	\$
United Kingdom.....	252	50		43	53	RECAPITULATION.					
Belgium.....	237	537	1,291	2,739	2,367	British Empire.....					
United States.....						Foreign Countries.....					
Total.....	549	587	1,298	2,782	2,420	252	50	7	43	53	
						297	537	1,291	2,739	2,367	

## CLAY, OTHER, N.O.P. (Free.)

	\$	\$	\$	\$	\$	\$	\$	\$	\$	\$	\$
United Kingdom.....	1,589	1,935	454	199	125	RECAPITULATION.					
Hong Kong.....					12	British Empire.....					
Germany.....	7	453				Foreign Countries.....					
Japan.....		24	32	21	44	1,589	1,935	454	199	137	
Spain.....						29,721	43,798	23,538	20,278	35,061	
United States.....		43,321	23,499	20,257	35,017	29,728	43,798				
Total.....	31,317	45,733	23,992	20,477	35,198						

## DRAIN PIPES, SEWER PIPES AND EATHENWARE FITTINGS THEREFOR, CHIMNEY LININGS OR VENTS, CHIMNEY TOPS OR INVERTED BLOCKS, GLAZED OR UNGLAZED. (Dutiable.)

	\$	\$	\$	\$	\$	\$	\$	\$	\$	\$	\$
United Kingdom.....	54,696	30,755	12,441	9,203	15,162	RECAPITULATION.					
France.....		121				British Empire.....					
United States.....	399,830	268,100	21,930	35,361	26,231	Foreign Countries.....					
Total.....	454,526	298,985	34,371	44,564	41,393	54,696	30,755	12,441	9,203	15,162	
						399,830	268,230	21,930	35,361	26,231	

## DRAIN TILES, NOT GLAZED. (Dutiable.)

	\$	\$	\$	\$	\$	\$	\$	\$	\$	\$	\$
United Kingdom.....	3,186	964	53	300	292	RECAPITULATION.					
France.....	1,053					British Empire.....					
United States.....	6,357	1,868	859	1,855	1,456	Foreign Countries.....					
Total.....	11,176	2,832	912	2,185	1,748	3,186	964	53	300	292	
						7,990	1,868	859	1,855	1,456	

No. 19—Imports for Consumption, by Articles and Countries, during Fiscal Years ended March 31, 1914-1918—*Con.*

Imported from—	1914	1915	1916	1917	1918	Imported from—	1914	1915	1916	1917	1918
BRICKS, CLAYS AND TILES—Concluded. MANUFACTURES OF CLAY, N.O.P. (Dutiable.)											
United Kingdom.....	\$ 34,646	\$ 11,627	\$ 9,849	\$ 10,532	\$ 17,177	United States.....	\$ 206,539	\$ 154,053	\$ 54,196	\$ 86,172	\$ 122,951
Austria-Hungary.....	242					Total.....	243,275	165,985	64,047	96,810	141,372
China.....	2	122				RECAPITULATION.					
France.....	312	170		5		British Empire.....	34,646	11,627	9,849	10,532	17,177
Germany.....	1,502	18	2	101	481	Foreign Countries.....	208,629	154,368	54,198	86,278	124,195
Japan.....	481										
Netherlands.....	32				703						
Sweden.....											

RECAPITULATION—BRICKS, CLAYS AND TILES. (Dutiable and Free.)

United Kingdom.....	\$ 551,730	\$ 267,389	\$ 245,137	\$ 256,345	\$ 258,127	Spain.....	\$ 1,075	\$ 2,161	\$ 7	\$ 447	\$ 763
Hong Kong.....	242				12	Sweden.....	2,704,436	1,844,855	1,472,345	2,252,103	4,043,457
Austria-Hungary.....	834	218				United States.....	3,268,147	2,087,197	1,718,002	2,508,563	4,302,884
Belgium.....						Total.....					
China.....	2	243		5		RECAPITULATION.					
France.....	5,471	2,289	66	140	525	British Empire.....	551,730	267,389	245,137	256,345	258,139
Germany.....	4,297	42				Foreign Countries.....	2,716,417	1,819,808	1,472,865	2,252,248	4,044,745
Japan.....	98										
Mexico.....	32										
Netherlands.....											

BRISTLES, ANIMAL. (Free.)

United Kingdom.....	Lb 111,983	Lb 70,790	Lb 42,707	Lb 54,381	Lb 41,730	United Kingdom.....	\$ 102,427	\$ 61,019	\$ 41,055	\$ 56,049	\$ 56,794
China.....	51,948	12,800	12,800	21,735	52,690	China.....	34,636		9,290	13,872	26,598
France.....	4,054	1,134	3,620	1,093	870	France.....	5,751	1,949	4,078	1,484	1,514
Germany.....	12,755	5,144			69	Germany.....	12,398	1,515			
Gosany.....	9,220					Japan.....	4,906				156
United States.....	67,191	61,888	128,225	136,799	125,923	United States.....	51,880	67,557	120,486	130,845	155,261
Total.....	257,251	138,956	187,352	214,008	221,273	Total.....	214,998	132,040	174,909	202,250	240,323
RECAPITULATION.						RECAPITULATION.					
British Empire.....	111,983	70,790	42,707	54,381	41,730	British Empire.....	102,427	61,019	41,055	56,049	56,794
Foreign Countries.....	145,268	68,166	144,645	159,627	179,543	Foreign Countries.....	112,571	71,021	133,854	146,201	183,529





No. 19—Imports for Consumption, by Articles and Countries, during Fiscal Years ended March 31, 1914-1918—*Con.*

Imported from—	1914	1915	1916	1917	1918	Imported from—	1914	1915	1916	1917	1918
<b>BRUSHES OF ALL KINDS. (Dutiable.)</b>											
United Kingdom.....	\$ 114,453	\$ 75,526	\$ 62,025	\$ 64,577	\$ 52,729	Netherlands.....	\$ 15	\$ 15	\$ 15	\$ 15	\$ 15
British West Indies.....	343	761	539	868	746	Sweden.....	304	10	96	47	258
Hong Kong.....	1,604	502	1	1	1	Switzerland.....	56	199	67	8	8
Newfoundland.....	98	380	114	29	3	United States.....	272,282	163,962	152,709	311,662	351,412
Austria-Hungary.....	410	147	25,849	24,979	38,070	Total.....	662,545	394,871	337,638	566,739	656,865
Belgium.....	105,707	53,540	114	29	3	RECAPITULATION.					
China.....	45,224	16,063	86,229	164,510	213,039	British Empire.....	114,796	76,287	62,566	65,445	53,475
St. Pierre and Miquelon.....	122,047	83,778				Foreign Countries.....	547,749	318,584	295,072	501,294	603,390
Germany.....											
Japan.....											
<b>BRUSH PADS, HAIR. (Free.)</b>											
United Kingdom.....	\$	\$	\$	\$	\$	RECAPITULATION.	\$	\$	\$	\$	\$
United States.....				2		British Empire.....					
Total.....				2		Foreign Countries.....				2	
<b>BULLION OR GOLD FRINGE. (Free.)</b>											
United Kingdom.....	\$ 258	\$ 16	\$	\$ 10	\$	RECAPITULATION.	\$	\$	\$	\$	\$
France.....	4,600	5,828	3,313	3,838	3,476	British Empire.....	258	16		10	
United States.....	830	1,243	2,246	1,808	565	Foreign Countries.....	5,430	7,071	5,559	5,646	4,041
Total.....	5,688	7,087	5,559	5,656	4,041						
<b>CABINETS OF COINS, COLLECTIONS OF MEDALS AND COLLECTIONS OF POSTAGE STAMPS. (Free.)</b>											
United Kingdom.....	\$ 431	\$ 487	\$ 624	\$ 9	\$	RECAPITULATION.	\$	\$	\$	\$	\$
Belgium.....	299	95				British Empire.....	431	487	624	9	
Germany.....	10			44		Foreign Countries.....	2,138	2,090	2,464	5,777	3,613
Netherlands.....	1,829	1,995	2,464	5,733	3,613						
United States.....											
Total.....	2,569	2,577	3,088	5,786	3,613						

SESSIONAL PAPER No. 10b

## CARPET SWEEPERS AND HAND VACUUM CLEANERS. (Dutiable.)

United Kingdom.....	No. 10	No. 6	No. 40	No.	No.	United Kingdom.....	\$ 69	\$ 35	\$ 165	\$
United States.....	5,793	9,249	16,949	26,143	24,631	United States.....	23,633	43,905	75,069	105,814
Total.....	5,803	9,255	16,989	26,143	24,631	Total.....	23,702	43,940	75,234	105,814
RECAPITULATION.						RECAPITULATION.				
British Empire.....	10	6	40			British Empire.....	69	35	165	
Foreign Countries.....	5,793	9,249	16,949	26,143	24,631	Foreign Countries.....	23,633	43,905	75,069	105,814

## CASH REGISTERS AND PARTS OF. (Dutiable.)

United Kingdom.....	\$	\$	\$	\$	\$	United Kingdom.....	\$	\$	\$	\$
United States.....	210,260	121,177	1,455	106,853	61,734	United States.....	210,260	121,177	1,455	106,853
Total.....	210,260	121,177	62,166	106,853	61,734	Total.....	210,260	121,177	1,455	106,853
RECAPITULATION.						RECAPITULATION.				
British Empire.....						British Empire.....				
Foreign Countries.....						Foreign Countries.....				

## CASSAVA FLOUR, WHEN IMPORTED BY MANUFACTURERS OF EXPLOSIVES FOR USE IN THE MANUFACTURE OF SUCH ARTICLES IN THEIR OWN FACTORIES. (Free.)

United Kingdom.....	Lb.	Lb.	Lb.	Lb.	Lb.	United Kingdom.....	\$	\$	\$	\$
United States.....				263,138	263,138	United States.....			3,326	16,000
Total.....				263,138	263,138	Total.....			3,326	16,000
RECAPITULATION.						RECAPITULATION.				
British Empire.....						British Empire.....				
Foreign Countries.....						Foreign Countries.....			3,326	16,000

## CELLULOID, MOULDED INTO SIZES FOR HANDLES OF KNIVES AND FORKS, NOT BORED OR OTHERWISE MANUFACTURED; MOULDED CELLULOID BALLS AND CYLINDERS COATED WITH TINFOIL OR NOT, BUT NOT FINISHED OR FURTHER MANUFACTURED, AND CELLULOID LAMP SHADE BLANKS AND COMB BLANKS. (Dutiable.)

United Kingdom.....	\$ 253	\$ 72	\$ 854	\$ 18	\$	United Kingdom.....	\$	\$	\$	\$
United States.....	66	7	61	4,791		United States.....	253	72	854	18
Total.....	319	79	915	4,809		Total.....	66	7	61	4,791
RECAPITULATION.						RECAPITULATION.				
British Empire.....						British Empire.....				
Foreign Countries.....						Foreign Countries.....				

No. 19—Imports for Consumption, by Articles and Countries, during Fiscal Years ended March 31, 1914-1918—*Con.*

Imported from —	1914	1915	1916	1917	1918	Imported from —	1914	1915	1916	1917	1918
CELLULOSE, XYLONITE OR XYOLITE IN SHEETS, LUMPS, BLOCKS, RODS OR BARS, NOT FURTHER MANUFACTURED THAN MOULDED OR PRESSED. [Dutiable. (Free under Preferential and when for use in Canadian manufacture..)]											
United Kingdom.....	\$ 24,094	\$ 34,245	\$ 8,591	\$ 9,930	\$ 4,147	RECAPITULATION.					
France.....	253	757	513	136		British Empire.....	24,094	34,245	8,591	9,930	4,147
Germany.....	10,289	8,364				Foreign Countries.....	114,378	84,163	150,731	465,590	341,992
United States.....	104,435	75,042	130,218	265,454	341,992						
Total.....	139,072	118,408	130,322	275,520	346,139						
CELLULOSE, MANUFACTURES OF, N.O.P. (Dutiable.)											
United Kingdom.....	\$ 13,409	\$ 11,200	\$ 8,915	\$ 16,389	\$ 12,725	Switzerland.....	\$	\$	\$	\$	\$
Hong Kong.....			4			United States.....	48,691	39,116	43,444	90,278	123,440
Austria-Hungary.....	58	1,897				Total.....	75,590	57,794	55,617	107,457	136,605
Belgium.....	274	2,822	3,231	358	243						
France.....	4,551	2,654				RECAPITULATION.					
Germany.....	8,596					British Empire.....	13,409	11,200	8,915	16,389	12,725
Italy.....			10	6	197	Foreign Countries.....	62,181	46,594	56,698	91,098	123,880
Japan.....	4		8	82							
Netherlands.....	7			374							
CEMENT, PORTLAND AND HYDRAULIC OR WATER-LIME. (Dutiable.)											
United Kingdom.....	Cwt. 182,245	Cwt. 90,335	Cwt. 1,063	Cwt. 4	Cwt.	United Kingdom.....	\$ 65,767	\$ 34,388	\$	\$ 5	\$
British Oceania—						British Oceania—					
New Zealand.....	1					Hong Kong.....	5,957				
Hong Kong.....	12,000					Belgium.....	202	2,695			
Belgium.....	722	6,803				France.....	2,687				
France.....	2,104					Germany.....	856				
Germany.....	1,270					Japan.....		20			
Japan.....	40					United States.....	257,094	86,510	30,576	29,714	17,417
United States.....	510,672	190,221	93,073	63,070	26,243	Total.....	332,564	123,613	37,048	29,719	17,417
Total.....	709,014	287,402	94,136	63,074	26,243						
RECAPITULATION.						RECAPITULATION.					
British Empire.....	194,246	90,335	1,063	4		British Empire.....	71,725	34,388	472	5	
Foreign Countries.....	514,768	197,067	93,073	63,070	26,243	Foreign Countries.....	260,839	89,225	36,576	29,714	17,417







United Kingdom.....	202,998	130,037	\$ 89,075	\$ 80,514	\$ 47,344	Switzerland.....	\$ 476,941	\$ 235,57	\$ 298,863	\$ 748,977	\$ 628,134
British Oceania—						Turkey.....	10				
Australia.....	504	532	34			United States.....	1,343,078	816,871	1,046,248	1,545,460	1,543,148
Austria-Hungary.....	4,314	747				Total.....	2,253,643	1,242,548	1,445,953	2,394,044	2,248,934
Belgium.....	75,175	9,205	11,379	18,517	22,405						
France.....	150,470	40,287	64			RECAPITULATION.					
Germany.....	65					British Empire.....	202,998	130,037	89,109	80,514	47,344
Italy.....	73	65	239	576	7,903	Foreign Countries.....	2,050,645	1,112,511	1,356,844	2,313,530	2,201,590
Japan.....											
Netherlands.....	6	135	22								
Sweden.....		41	29								

CLOTHES WRINGERS AND PARTS THEREOF FOR DOMESTIC USE. (Dutlable.)

[illegible]

CLOTHING AND BOOKS, DONATIONS OF, FOR CHARITABLE PURPOSES. (Free.)

[illegible]

COAL, COKE AND CHARCOAL.  
CHARCOAL (Dutiable.)

	\$	\$	\$	\$	\$	\$	\$	\$	\$	\$	\$
United Kingdom.....	40	142	130	39	133	United States.....	85,967	95,207	81,560	86,711	121,028
Hong Kong.....	24	.....	.....	.....	.....	Total.....	86,562	95,925	82,641	87,043	121,328
France.....	334	208	807	161	120						
Germany.....	27	259	.....	.....	.....						
Japan.....	170	101	144	132	47						
Turkey.....	.....	8	.....	.....	.....						
						RECAPITULATION.					
						British Empire.....	64	142	130	39	133
						Foreign Countries.....	86,498	95,783	82,511	87,004	121,785

9 GEORGE V, A. 1919

No. 19—Imports for Consumption, by Articles and Countries, during Fiscal Years ended March 31, 1914-1918—*Con.*

Imported from—	1914	1915	1916	1917	1918	1914	1915	1916	1917	1918
COAL, COKE AND CHARCOAL—Concluded.										
COAL, ANTHRACITE, AND ANTHRACITE DUST. (Fro.)										
United Kingdom.....	Ton	Ton	Ton	Ton	Ton	United Kingdom.....	\$	\$	\$	\$
Newfoundland.....	33,909	27,114	2,859	1,049	3,280	Newfoundland.....	149,529	129,712	14,978	8,603
China.....	57	25	5		173	China.....	389	18		
United States.....	4,351,833	4,356,268	4,426,279	4,571,391	5,253,014	United States.....	20,584,198	20,797,654	20,445,875	22,797,553
Total.....	4,385,799	4,383,407	4,429,143	4,572,440	5,256,294	Total.....	20,734,126	20,927,539	20,460,571	22,806,156
RECAPITULATION.										
British Empire.....	33,909	27,139	2,859	1,049	3,280	British Empire.....	149,529	129,885	14,978	8,603
Foreign Countries.....	4,351,890	4,356,298	4,426,284	4,571,391	5,253,014	Foreign Countries.....	20,584,597	20,797,654	20,445,893	22,797,553
COAL, BITUMINOUS, ROUND, AND RUN OF THE MINE, AND COAL, N.O.P. (Dutiable.)										
United Kingdom.....	Ton	Ton	Ton	Ton	Ton	United Kingdom.....	\$	\$	\$	\$
British Oceania—	1,675	11,261	1,384	1,163	1,993	British Oceania—	5,890	38,230	6,213	5,123
Australia.....	13,430		3			Australia.....	51,573	15		
Japan.....	4,871					Japan.....	15,121			
United States.....	10,798,271	6,829,645	6,949,540	9,635,381	13,251,297	United States.....	21,768,147	12,882,759	7,908,125	15,048,802
Alaska.....	73					Alaska.....	195			
Total.....	10,818,247	6,840,979	6,950,927	9,636,544	13,253,290	Total.....	21,840,731	12,921,184	7,914,353	15,053,955
RECAPITULATION.										
British Empire.....	15,105	11,261	1,387	1,153	1,993	British Empire.....	57,463	38,230	6,228	5,123
Foreign Countries.....	10,803,142	6,829,718	6,949,540	9,635,381	13,251,297	Foreign Countries.....	21,783,268	12,882,954	7,908,125	15,048,802
COAL, BITUMINOUS, SLACK, SUCH AS WILL PASS THROUGH A 3-INCH SCREEN. (Dutiable.)										
United Kingdom.....	Ton	Ton	Ton	Ton	Ton	United Kingdom.....	\$	\$	\$	\$
United States.....	1,711		1,321	532	6,812	United States.....	3,935		1,915	866
Total.....	2,434,286	2,283,520	2,678,853	3,293,999	3,139,898	Total.....	4,206,010	3,214,736	2,302,938	4,215,479
RECAPITULATION.										
British Empire.....	2,935,997	2,283,520	2,680,174	3,294,531	3,146,710	British Empire.....	4,209,945	3,214,736	2,304,853	4,216,345
Foreign Countries.....	1,711		1,321	532	6,812	Foreign Countries.....	3,935		1,915	866
Total.....	2,434,286	2,283,520	2,678,853	3,293,999	3,139,898	Total.....	4,206,010	3,214,736	2,302,938	4,215,479



SESSIONAL PAPER No. 106

## COKE. (Free.)

	Ton	Ton	Ton	Ton	Ton	\$	\$	\$	\$
United Kingdom.....	337	161	563	550	50	2,199	844	4,883	8,875
Japan.....	708,440	506,638	693,044	755,702	969,932	2,058,715	1,444,992	1,745,828	2,677,849
United States.....	708,440	506,638	693,044	755,702	969,932	2,058,715	1,444,992	1,745,828	2,677,849
Total.....	708,777	506,799	693,607	756,602	969,932	2,060,914	1,445,836	1,750,711	2,686,881
RECAPITULATION.									
British Empire.....	337	161	563	550	50	2,199	844	4,883	8,875
Foreign Countries.....	708,440	506,638	693,044	755,752	969,932	2,058,715	1,444,992	1,745,828	2,678,006

## COKE, GROUND, WHEN IMPORTED BY MANUFACTURERS OF ELECTRIC BATTERIES, FOR USE IN THEIR OWN FACTORIES IN THE MANUFACTURE OF SUCH BATTERIES. (Free.)

	Cwt.	Cwt.	Cwt.	Cwt.	Cwt.	\$	\$	\$	\$
United Kingdom.....	12,091	11,280	7,526	8,864	11,846	13,560	14,420	8,095	9,998
United States.....	12,091	11,280	7,526	8,864	11,846	13,560	14,420	8,095	9,998
Total.....	12,091	11,280	7,526	8,864	11,846	13,560	14,420	8,095	9,998
RECAPITULATION.									
British Empire.....	12,091	11,280	7,526	8,864	11,846	13,560	14,420	8,095	9,998
Foreign Countries.....	12,091	11,280	7,526	8,864	11,846	13,560	14,420	8,095	9,998

## RECAPITULATION—COAL, CHARCOAL AND COKE. (Dutiable and Free.)

	\$	\$	\$	\$	\$	\$	\$	\$	\$
United Kingdom.....	161,593	108,928	27,819	23,506	39,398	48,806,597	38,449,768	32,492,421	44,836,392
British Oceania—									
Australia.....	51,573	24	15				195		
Hong Kong.....		173							
Newfoundland.....	399		18						
China.....	334	208	807	161	120				
France.....	27	259							
Germany.....	15,291	101	144	289	47				
Japan.....		8							
Turkey.....									
Total.....						49,035,838	38,619,640	32,521,224	44,880,348
RECAPITULATION.									
British Empire.....						213,190	169,101	27,834	23,506
Foreign Countries.....						48,822,648	38,450,539	32,493,390	44,836,842

## COLLECTIONS OF ANTIQUITIES WHEN IMPORTED FOR OR BY PUBLIC MUSEUMS, PUBLIC LIBRARIES, UNIVERSITIES, COLLEGES OR SCHOOLS, AND WHICH ARE TO BE PLACED IN SUCH INSTITUTIONS. (Free.)

	\$	\$	\$	\$	\$	\$	\$	\$	\$
United Kingdom.....	8,926	5,038	2,104	126					
Newfoundland.....		40							
Peru.....	1,000								
United States.....	10,292	816	3,919	1,084	993	8,926	5,078	2,104	126
Total.....	20,218	5,894	6,023	1,210	993	11,292	816	3,919	1,084

No. 19—Imports for Consumption, by Articles and Countries, during Fiscal Years ended March 31, 1914-1918—*Con.*

Imported from—	1914	1915	1916	1917	1918	Imported from—	1914	1915	1916	1917	1918
COMBS. (Dutiable.)											
United Kingdom.....	\$ 62,804	\$ 63,440	\$ 49,183	\$ 70,485	\$ 55,188	Switzerland.....	\$	\$ 848	\$	\$ 32	\$
Hong Kong.....	10	46	18	61	113	United States.....	55,892	26,375	50,811	106,370	112,157
Austria-Hungary.....	1,714	1,054				Total.....	174,646	126,687	105,268	183,912	173,289
Belgium.....	3		3	1		RECAPITULATION.					
China.....	10	3		5,127	1,255	British Empire.....	62,874	63,486	49,201	70,546	55,301
France.....	12,830	9,609	4,633			Foreign Countries.....	111,772	63,201	56,067	113,366	117,988
Germany.....	60,528	24,971	87	1,836	4,576						
Italy.....	434	72	533								
Japan.....	311	69									
COMMUNION SETS OF METAL, GLASS OR WOOD. (Free.)											
United Kingdom.....	\$	\$	\$	\$	\$	United Kingdom.....	\$	\$	\$	\$	\$
Austria-Hungary.....	1,180	751	320	605	1,417	Austria-Hungary.....					
France.....	84					France.....					
Germany.....	20,389	3,239	10,473	18,407	12,434	Germany.....					
Italy.....	671	42				Total.....	34,441	22,755	17,719	29,589	24,260
Russia.....	12	240				RECAPITULATION.					
United States.....	124					British Empire.....	1,180	751	320	605	1,417
	11,931	8,483	6,926	10,517	10,409	Foreign Countries.....	33,261	22,004	17,399	28,984	22,843
COSTUMES AND SCENERY, THEATRICAL. (Dutiable.)											
United Kingdom.....	\$ 634	\$ 21	\$	\$ 17	\$	United Kingdom.....	\$	\$	\$	\$	\$
France.....	176	54				France.....					
Germany.....	22					Germany.....					
United States.....	6,383	8,247	4,698	2,979	13,243	United States.....	624	21		17	
Total.....	7,205	8,322	4,698	2,996	13,243	Total.....	6,581	8,301	4,698	2,979	13,243
COTTON THREAD, NITRATE OF THORIUM AND NITRATE OF CERIUM, FOR USE IN THE MANUFACTURE OF INCANDESCENT GAS MANTELS, WHEN IMPORTED BY MANUFACTURERS OF SUCH MANTELS OR OF STOCKINGS FOR SUCH MANTELS. (Free.)											
United Kingdom.....	\$ 1,640	\$ 800	\$	\$ 274	\$ 1,635	United Kingdom.....	\$	\$	\$	\$	\$
Germany.....	3,381	2,442				Germany.....					
United States.....	626	2,276	9,285	13,875	15,613	United States.....	1,640	809		274	1,635
Total.....	5,647	5,527	9,285	14,149	17,248	Total.....	4,007	4,718	9,285	13,875	15,013

## SESSIONAL PAPER No. 106

## CRUCIBLES, CLAY, SAND OR PLUMBAGO. (Free.)

	\$	\$	\$	\$	\$	\$	\$	\$	\$
United Kingdom.....	15,632	13,097	14,620	309,457	313,293	RECAPITULATION.			
Germany.....	423								
Japan.....					103				
United States.....	49,492	37,749	140,328	552,849	97,537	British Empire.....			
						Foreign Countries.....			
Total.....	65,547	50,846	154,948	802,336	410,933				
						15,632			
						49,915			
						13,097			
						37,749			
						14,620			
						140,328			
						552,849			
						313,293			
						97,640			

## CURLING STONES AND HANDLES THEREFOR. (Dutiable. Free under Preferential.)

	\$	\$	\$	\$	\$	\$	\$	\$	\$
United Kingdom.....	28,475	8,928	9,003	10,115	504	RECAPITULATION.			
United States.....		74			10				
Total.....	28,475	9,002	9,003	10,115	514	British Empire.....			
						Foreign Countries.....			
						28,475			
						8,928			
						9,003			
						10,115			
						504			
						10			

## CYCLOMETERS, PEDOMETERS AND SPEEDOMETERS. (Dutiable.)

	\$	\$	\$	\$	\$	\$	\$	\$	\$
United Kingdom.....	113	204	60			RECAPITULATION.			
Germany.....		51							
United States.....	69,952	50,007	148,000	114,372	204,619	British Empire.....			
Total.....	70,065	50,262	148,060	114,372	204,613	Foreign Countries.....			
						113			
						69,952			
						50,058			
						148,000			
						114,372			
						204,619			

## DAMAGED GOODS, UNDER SECTIONS 49 TO 53 OF REVISED STATUTES, CAP. 32. (Dutiable.)

	\$	\$	\$	\$	\$	\$	\$	\$	\$
United Kingdom.....	1,513	3,313	1,142	200	412	Spain.....			
British East Indies—						United States.....			
Strait Settlements.....						Venezuela.....			
British Oceania—						Total.....			
Australia.....						RECAPITULATION.			
Brazil.....						British Empire.....			
France.....						Foreign Countries.....			
Germany.....	667	68	128	38	5,974	1,513			
Italy.....						51,871			
Japan.....						3,313			
Netherlands.....						48,299			
						1,147			
						9,635			
						200			
						3,741			
						6,386			
						697			

## DONATIONS, CASUAL, FROM ABROAD, SENT BY FRIENDS, AND NOT BEING ADVERTISING MATTER, TOBACCO, ARTICLES CONTAINING SPIRITS OR MERCHANDISE FOR SALE—WHEN THE DUTY OTHERWISE PAYABLE THEREON DOES NOT EXCEED FIFTY CENTS IN ANY ONE CASE. (Free.)

	\$	\$	\$	\$	\$	\$	\$	\$	\$
United Kingdom.....	178	65	430	12,749	22,728	Germany.....			
Bermuda.....					167	Spain.....			
British East Indies—						United States.....			
India.....						Hawaii.....			
British Oceania—						Total.....			
Australia.....						RECAPITULATION.			
British West Indies.....						British Empire.....			
Egypt.....						Foreign Countries.....			
Newfoundland.....						178			
France.....						871			
Japan.....						414			
						59,292			
						160,767			
						27,654			
						133,113			

No. 19—Imports for Consumption, by Articles and Countries, during Fiscal Years ended March 31, 1914-1918—*Con.*

Imported from—	1914	1915	1916	1917	1918	Imported from—	1914	1915	1916	1917	1918
DRUGS, DYES, CHEMICALS AND MEDICINES.											
ACIDS, ACETIC AND PYROLIGNEOUS, CRUDE, OF ANY STRENGTH NOT EXCEEDING 30 PER CENT. (Dutiable.)											
United Kingdom.....	Gal. 2,860	Gal. 11	Gal. 631	Gal. 1,005	Gal. .....	United Kingdom.....	\$ 804	\$ 10	\$ 130	\$ 665	\$ .....
Sweden.....	.....	.....	.....	.....	.....	Sweden.....	.....	.....	.....	.....	.....
United States.....	17,205	1,910	1,258	4,037	1,735	United States.....	2,988	431	236	1,809	1,168
Total.....	20,065	1,931	1,889	5,042	1,735	Total.....	3,792	443	336	2,474	1,168
RECAPITULATION.											
British Empire.....	2,860	11	631	1,005	.....	British Empire.....	804	10	130	665	.....
Foreign Countries.....	17,205	1,920	1,258	4,037	1,735	Foreign Countries.....	2,988	433	236	1,809	1,168
ACIDS, ACETIC AND PYROLIGNEOUS, IN EXCESS OF STRENGTH OF PROOF. (Dutiable.)											
United Kingdom.....	Gal. 1,515	Gal. 1,322	Gal. 946	Gal. 707	Gal. 36	United Kingdom.....	\$ 1,668	\$ 1,557	\$ 1,028	\$ 2,539	\$ 125
France.....	.....	.....	.....	.....	.....	France.....	.....	.....	.....	.....	.....
United States.....	581	480	1,716	12,348	5,752	United States.....	722	520	9,652	128,358	55,175
Total.....	2,101	1,802	2,662	13,055	5,788	Total.....	2,408	2,077	10,680	130,897	55,300
RECAPITULATION.											
British Empire.....	1,515	1,322	946	707	36	British Empire.....	1,668	1,557	1,028	2,539	125
Foreign Countries.....	586	480	1,716	12,348	5,752	Foreign Countries.....	740	520	9,652	128,358	55,175
ACIDS, ACETIC AND PYROLIGNEOUS, N.O.P., NOT EXCEEDING PROOF STRENGTH. (Dutiable.)											
United Kingdom.....	Gal. 41	Gal. 18	Gal. 3	Gal. 3	Gal. 2	United Kingdom.....	\$ 54	\$ 29	\$ 8	\$ 8	\$ 12
United States.....	1,048	1,673	2,214	2,508	84	United States.....	903	1,163	1,309	2,052	51
Total.....	1,089	1,691	2,217	2,511	86	Total.....	957	1,192	1,317	2,060	63
RECAPITULATION.											
British Empire.....	41	18	3	3	2	British Empire.....	54	29	8	8	12
Foreign Countries.....	1,048	1,673	2,214	2,508	84	Foreign Countries.....	903	1,163	1,309	2,052	51



## SESSIONAL PAPER No. 106

## ACID, BORACIC, IN PACKAGES OF NOT LESS THAN 25 POUNDS. (Free.)

United Kingdom.....	Lb.	Lb.	Lb.	Lb.	Lb.	Lb.	Lb.	\$	\$	\$	\$
France.....	261,105	107,663	62,246	22,764	42,682	15,916	7,653	4,570	2,411	5,491	
Germany.....	13,840	6,720	298,253	390,644	343,444	1,198	5,133				
United States.....	78,928	272,355	298,253	390,644	343,444	5,133	2,699	17,866	28,327	47,284	43,468
Total.....	392,020	386,738	360,499	413,408	386,126	24,946	25,978	32,897	49,695	48,959	
RECAPITULATION.											
British Empire.....	261,105	107,663	62,246	22,764	42,682	15,916	7,653	4,570	2,411	5,491	
Foreign Countries.....	130,915	279,075	298,253	390,644	343,444	9,030	18,325	28,327	47,284	43,468	

## ACID, HYDRO-FLUO-SILICIC. (Free.)

United Kingdom.....	Lb.	Lb.	Lb.	Lb.	Lb.	Lb.	\$	\$	\$	\$	\$
Germany.....	4,584					238					
Switzerland.....	20,212					901					
United States.....	1,528,095	1,110,079	1,362,896	499,467	255	53,981	32,980	45,270	14,906	43	
Total.....	1,552,891	1,110,079	1,362,896	499,467	255	55,140	32,980	45,270	14,906	43	
RECAPITULATION.											
British Empire.....	1,552,891	1,110,079	1,362,896	499,467	255	55,140	32,980	45,270	14,906	43	
Foreign Countries.....											

## ACID, MURIATIC. (Dutiable.)

United Kingdom.....	Lb.	Lb.	Lb.	Lb.	Lb.	\$	\$	\$	\$	\$	\$
United States.....	1,082,682	153,740	75,268	90,064	84,289	12,312	3,101	3,524	5,156	6,639	
Total.....	1,082,682	153,740	75,268	90,064	84,289	12,312	3,101	3,524	5,156	6,639	
RECAPITULATION.											
British Empire.....	1,082,682	153,740	75,268	90,064	84,289	12,312	3,101	3,524	5,156	6,639	
Foreign Countries.....											

## ACID, NITRIC. (Dutiable.)

United Kingdom.....	Lb.	Lb.	Lb.	Lb.	Lb.	\$	\$	\$	\$	\$	\$
United States.....	8,480	254,196	64,248	116,262	84,406	13,610	4,799	5,657	11,048	10,330	
Total.....	262,076	71,538	64,248	116,262	84,406	14,107	4,799	5,657	11,256	10,330	
RECAPITULATION.											
British Empire.....	8,480	254,196	64,248	116,262	84,406	13,610	4,799	5,657	11,048	10,330	
Foreign Countries.....						497			238		

No. 19—Imports for Consumption, by Articles and Countries, during Fiscal Years ended March 31, 1914-1918—*Con.*

Imported from—	1914	1915	1916	1917	1918	Imported from—	1914	1915	1916	1917	1918
<b>DRUGS, DYES, CHEMICALS AND MEDICINES—Continued.</b> ACID, OXALIC. (Free.)											
United Kingdom.....	Lb. 41,509	Lb. 64,018	Lb. 139,948	Lb. 78,010	Lb. 131,823	United Kingdom.....	\$ 2,166	\$ 5,644	\$ 35,297	\$ 25,670	\$ 41,079
Belgium.....	15,342	34,353	.....	.....	.....	Belgium.....	884	1,917	.....	.....	.....
Germany.....	122,993	41,904	.....	.....	.....	Germany.....	6,583	2,335	.....	.....	.....
Switzerland.....	65,542	2,250	.....	.....	.....	Switzerland.....	3,229	119	.....	.....	.....
United States.....	48,466	131,777	63,593	2,581	11,555	United States.....	3,060	13,109	13,968	1,270	5,292
Total.....	293,852	274,302	203,541	80,591	143,378	Total.....	15,922	23,124	49,265	26,940	46,371
RECAPITULATION.											
British Empire.....	Lb. 41,509	Lb. 64,018	Lb. 139,948	Lb. 78,010	Lb. 131,823	British Empire.....	\$ 2,166	\$ 5,644	\$ 35,297	\$ 25,670	\$ 41,079
Foreign Countries.....	252,343	210,284	63,593	2,581	11,555	Foreign Countries.....	13,756	17,480	13,968	1,270	5,292
<b>ACID PHOSPHATE, NOT MEDICINAL. (Dutiable.)</b>											
United Kingdom.....	Lb. 190,116	Lb. 150,252	Lb. 130,596	Lb. 34,488	Lb. 13,728	United Kingdom.....	\$ 7,937	\$ 6,349	\$ 5,504	\$ 1,882	\$ 666
United States.....	1,856,908	1,688,693	2,029,158	2,909,224	2,559,432	United States.....	82,208	94,455	110,795	164,495	205,469
Total.....	2,047,024	1,838,945	2,159,754	2,943,712	2,573,160	Total.....	90,145	100,804	116,299	166,377	206,135
RECAPITULATION.											
British Empire.....	Lb. 190,116	Lb. 150,252	Lb. 130,596	Lb. 34,488	Lb. 13,728	British Empire.....	\$ 7,937	\$ 6,349	\$ 5,504	\$ 1,882	\$ 666
Foreign Countries.....	1,856,908	1,688,693	2,029,158	2,909,224	2,559,432	Foreign Countries.....	82,208	94,455	110,795	164,495	205,469
<b>ACID, STEARIC. (Dutiable.)</b>											
United Kingdom.....	Lb. 263	Lb. 3,100	Lb. 10	Lb. 262,165	Lb. 200,080	United Kingdom.....	\$ 38	\$ 235	\$ 2	\$ 2	\$ 38,496
France.....	700	550	.....	.....	.....	France.....	162	127	.....	.....	.....
United States.....	364,985	160,050	205,887	262,165	200,080	United States.....	29,341	14,187	24,562	35,896	38,496
Total.....	365,948	163,700	205,897	262,165	200,080	Total.....	29,541	14,549	24,564	35,896	38,496
RECAPITULATION.											
British Empire.....	Lb. 263	Lb. 3,100	Lb. 10	Lb. 262,165	Lb. 200,080	British Empire.....	\$ 38	\$ 235	\$ 2	\$ 2	\$ 38,496
Foreign Countries.....	365,685	160,600	205,887	262,165	200,080	Foreign Countries.....	29,503	14,314	24,562	35,896	38,496

SESSIONAL PAPER No. 106

ACID, SULPHURIC. (Dutiable.)

United Kingdom.....	Lb.	Lb.	Lb.	Lb.	\$	\$	\$	\$
United States.....	159,857	315,484	1,391,648	3,765,668	392,678	4,789	6,357	80,658
Total.....	159,857	315,484	1,391,648	3,765,668	392,678	4,789	6,357	80,658
RECAPITULATION.								
British Empire.....	159,857				392,678	4,789	6,357	80,658
Foreign Countries.....								
Total.....	159,857	315,484	1,391,648	3,765,668	392,678	4,789	6,357	80,658

ACID, TANNIC. (Free.)

United Kingdom.....	Lb.	Lb.	Lb.	Lb.	\$	\$	\$	\$
Germany.....	825	632	1,372	28	411	376	50	38
United States.....	3,838	18,551	22,322	25,297	1,383	142	10,052	11,686
Total.....	22,950	19,513	22,300	26,669	6,992	6,865	10,102	11,674
RECAPITULATION.								
British Empire.....	825	632	1,372	28	411	376	50	38
Foreign Countries.....	22,125	18,881	22,322	25,297	6,581	6,489	10,052	11,686

ACIDS, N.O.P. (Dutiable.)

United Kingdom.....	Lb.	Lb.	Lb.	Lb.	\$	\$	\$	\$
Belgium.....	289,228	182,241	134,611	98,309	64,894	49,145	65,693	82,852
France.....	2,684	1,604	316	420	82	82	344	
Germany.....	1,255	1,130	30	60	476	4,560	27	
Italy.....	40,898	11,839	551	320	13,827	320		
Switzerland.....	5,563	100	630	34	2,004	39	821	103
United States.....	450,745	400,466	505,265	660,767	30,087	42,527	229,976	311,119
Total.....	790,373	596,031	640,536	759,426	111,708	96,733	296,517	354,606
RECAPITULATION.								
British Empire.....	289,228	182,241	134,611	98,309	64,894	49,145	65,693	82,852
Foreign Countries.....	501,145	414,690	505,925	661,117	46,814	47,588	230,824	271,754

ALBUMEN, BLOOD, EGG ALBUMEN AND EGG YOLK. (Dutiable.)

United Kingdom.....	\$	\$	\$	\$	\$	\$	\$	\$
Belgium.....	479	41	14,965	6,570	3,180	37,289	22,413	79,978
China.....	306	236	4,513	5,940	50,816			175,236
France.....	5	1,640						
Germany.....	3	43						
Japan.....	702		92	44	324	479	41	3,180
United States.....	35,794	20,453	43,977	67,424	120,916	36,810	22,372	73,468
Total.....								
RECAPITULATION.								
British Empire.....								
Foreign Countries.....								

No. 19—Imports for Consumption, by Articles and Countries, during Fiscal Years ended March 31, 1914-1918—*Con.*

Imported from—	1914	1915	1916	1917	1918	Imported from—	1914	1915	1916	1917	1918
DRUGS, DYES, CHEMICALS AND MEDICINES—Continued.											
ALUM, IN BULK, GROUND OR UNGROUND, BUT NOT CALCINED; AND SULPHATE OF ALUMINA OR ALUM CAKE. [Dutiable. (Free under Preferential.)]											
United Kingdom.....	Lb.	Lb.	Lb.	Lb.	Lb.	United Kingdom.....	\$	\$	\$	\$	\$
Newfoundland.....	5,978,286	3,607,737	1,713,106	2,268,996	1,280,995	Newfoundland.....	48,944	30,158	21,286	38,909	41,827
Belgium.....	68,393	1,072,867	400			Belgium.....	584		22		
Germany.....	1,856,802	16,937,230	21,730,644	23,978,784	22,238,740	Germany.....	22,001	10,994			
United States.....	13,763,733	16,937,230	21,730,644	23,978,784	22,238,740	United States.....	122,241	146,977	233,522	430,363	363,427
Total.....	21,667,214	21,307,834	23,434,150	26,247,780	23,519,735	Total.....	193,770	188,129	254,830	469,272	405,254
RECAPITULATION.						RECAPITULATION.					
British Empire.....	5,978,286	3,607,737	1,713,506	2,268,996	1,280,995	British Empire.....	48,944	30,158	21,308	38,909	41,827
Foreign Countries.....	15,688,928	17,700,097	21,720,644	23,978,784	22,238,740	Foreign Countries.....	144,826	157,971	233,522	430,363	363,427

## AMMONIA, NITRATE OF. (Free.)

United Kingdom.....	Lb.	Lb.	Lb.	Lb.	Lb.	United Kingdom.....	\$	\$	\$	\$	\$
Belgium.....	114,545	489,417	74,404	92,060	6,744	Belgium.....	6,502	27,317	4,157	5,251	525
Germany.....	1,667,851	1,041,689				Germany.....	93,888	55,267			
Norway.....	180,376	49,402				Norway.....	9,645	2,824			
United States.....	340,886	343,800	863,790	635,201	264,245	United States.....	19,973	19,647	54,167	74,631	31,614
Total.....	2,672,044	1,998,850	1,704,535	2,854,319	1,675,343	Total.....	17,982	4,443	63,018	179,932	104,264
RECAPITULATION.						RECAPITULATION.					
British Empire.....	114,545	489,417	74,404	92,060	6,744	British Empire.....	6,502	27,317	4,157	5,251	525
Foreign Countries.....	2,457,499	1,509,433	1,690,131	2,762,259	1,668,599	Foreign Countries.....	141,488	82,181	117,185	254,563	195,908

## AMMONIA, SULPHATE OF. (Free.)

United Kingdom.....	Lb.	Lb.	Lb.	Lb.	Lb.	United Kingdom.....	\$	\$	\$	\$	\$
Germany.....	273,206	533,026	2,240	112		Germany.....	7,757	13,540	68	4	
United States.....	77,131	419,617	286,639	545,629	200,641	United States.....	2,944	12,415	10,234	23,010	10,539
Total.....	351,431	952,864	288,879	545,741	200,641	Total.....	10,849	25,979	10,302	23,014	10,539
RECAPITULATION.						RECAPITULATION.					
British Empire.....	273,206	533,026	2,240	112		British Empire.....	7,757	13,540	68	4	
Foreign Countries.....	78,225	419,838	286,639	545,629	200,641	Foreign Countries.....	3,092	12,439	10,234	23,010	10,539



## SESSIONAL PAPER No. 10b

## AMYL ACETATE AND ACETONE. (Dutiable.)

	\$	\$	\$	\$	\$	\$	\$	\$	\$
United Kingdom.....	98	203	17	13,112	15,704	15,704	15,704	13,112	266
Germany.....	6,336	31,035	8,623	13,129	15,704	15,704	15,704	8,623	4,792
United States.....	6,434	31,418	8,623	13,129	15,704	15,704	15,704	8,623	4,792
Total.....	6,434	31,418	8,623	13,129	15,704	15,704	15,704	8,623	4,792

## ANILINE DYES, IN PACKAGES OF LESS THAN 1 LB. IN WEIGHT. (Dutiable.)

	Lb.	Lb.	Lb.	Lb.	Lb.	Lb.	Lb.	\$	\$	\$	\$	\$	\$
United Kingdom.....	1,780	10,023	6,983	720	220	258	2,457	863	81	266	81	266	81
France.....	50	30	1,805	6,286	12,392	15	28	839	1,398	4,792	1,398	4,792	1,398
United States.....	875	1,719	1,805	6,286	12,392	334	782	839	1,398	4,792	1,398	4,792	1,398
Total.....	2,705	11,772	8,788	7,006	12,612	607	3,207	1,702	1,479	5,058	1,479	5,058	1,479
RECAPITULATION.													
British Empire.....	1,780	10,023	6,983	720	220	258	2,457	863	81	266	81	266	81
Foreign Countries.....	925	1,749	1,805	6,286	12,392	349	810	839	1,398	4,792	1,398	4,792	1,398

## ANILINE AND COAL TAR DYES, SOLUBLE IN WATER, IN BULK OR PACKAGES OF NOT LESS THAN 1 LB. WEIGHT, INCLUDING ALIZARINE AND ARTIFICIAL ALIZARINE. (Free.)

	Lb.	Lb.	Lb.	Lb.	Lb.	Lb.	Lb.	\$	\$	\$	\$	\$	\$
United Kingdom.....	191,516	256,071	333,230	626,744	471,856	37,840	48,766	174,899	447,925	280,757	447,925	280,757	447,925
Newfoundland.....	30	18	6,607	33	235	20	1,660	2,899	288	288	288	288	288
Belgium.....	1,641	1,750	6,607	33	235	20	1,660	2,899	288	288	288	288	288
France.....	1,354	487,824	77,357	30,117	73,707	223,871	84,789	38,591	34,154	115,085	34,154	115,085	34,154
Germany.....	1,354	487,824	77,357	30,117	73,707	223,871	84,789	38,591	34,154	115,085	34,154	115,085	34,154
Switzerland.....	1,354	487,824	77,357	30,117	73,707	223,871	84,789	38,591	34,154	115,085	34,154	115,085	34,154
United States.....	563,375	842,912	1,936,149	1,131,296	1,140,555	174,531	339,700	1,221,446	1,365,529	1,307,571	1,365,529	1,307,571	1,365,529
Total.....	2,240,295	1,768,788	1,943,573	1,778,190	1,886,118	469,050	514,248	1,437,835	1,847,896	1,703,413	1,847,896	1,703,413	1,847,896
RECAPITULATION.													
British Empire.....	191,566	256,071	333,230	626,744	471,856	37,860	48,766	174,899	447,925	280,757	447,925	280,757	447,925
Foreign Countries.....	2,048,729	1,512,717	1,610,343	1,151,446	1,214,262	431,190	465,482	1,262,936	1,399,971	1,422,656	1,399,971	1,422,656	1,399,971

## ANILINE OIL, CRUDE. (Free.)

	Lb.	Lb.	Lb.	Lb.	Lb.	Lb.	Lb.	\$	\$	\$	\$	\$	\$
United Kingdom.....	54,410	28,716	22,064	159,454	159,454	5,677	6,596	9,524	9,524	44,046	9,524	44,046	9,524
Germany.....	15,000	77,739	155,546	159,454	159,454	2,961	56,064	90,793	90,793	44,046	90,793	44,046	90,793
United States.....	340	106,455	177,610	159,454	159,454	11,302	103	62,660	100,317	44,046	100,317	44,046	100,317
Total.....	96,650	28,716	22,064	159,454	159,454	17,940	65,622	100,317	100,317	44,046	100,317	44,046	100,317
RECAPITULATION.													
British Empire.....	54,410	28,716	22,064	159,454	159,454	5,677	6,596	9,524	9,524	44,046	9,524	44,046	9,524
Foreign Countries.....	42,240	77,739	155,546	159,454	159,454	5,625	56,064	90,793	90,793	44,046	90,793	44,046	90,793

No. 19—Imports for Consumption, by Articles and Countries, during Fiscal Years ended March 31, 1914-1918—*Con.*

Imported from—	1914	1915	1916	1917	1918	1914	1915	1916	1917	1918
						Imported from—				
DRUGS, DYES, CHEMICALS AND MEDICINES—Continued.										
ANILINE SALTS. (Free.)										
United Kingdom.....	Lb.	Lb.	Lb.	Lb.	Lb.	United Kingdom.....	\$	\$	\$	\$
United States.....	131,444	58,573	17,295	12,330	16,610	United States.....	10,035	2,308	5,589	7,348
	4,360	566	1,701				625	1,774		
Total.....	135,804	59,139	18,966	12,330	16,610	Total.....	10,660	4,142	5,589	7,348
RECAPITULATION.						RECAPITULATION.				
British Empire.....	131,444	58,573	17,295			British Empire.....	10,035	2,308		
Foreign Countries.....	4,360	566	1,701	12,330	16,610	Foreign Countries.....	625	1,774		
									5,589	7,348
ANNATTO, LIQUID OR SOLID. (Free.)										
United Kingdom.....	Lb.	Lb.	Lb.	Lb.	Lb.	United Kingdom.....	\$	\$	\$	\$
British West Indies.....	2,845	1,589	622	440	950	British West Indies.....	422	77	100	283
Denmark.....	2,640	470	700	782	923	Denmark.....	375			106
Netherlands.....	4,000					Netherlands.....	520	80	187	
Sweden.....	63,549	64,407	84,370	124,016	300	Sweden.....				84
United States.....					175,277	United States.....	8,068	10,216	22,992	36,084
Total.....	73,034	66,466	85,692	125,238	177,450	Total.....	9,385	8,460	23,279	36,557
RECAPITULATION.						RECAPITULATION.				
British Empire.....	2,845	1,589	622	440	1,873	British Empire.....	422	240	77	389
Foreign Countries.....	70,189	64,877	85,070	124,798	175,577	Foreign Countries.....	8,963	8,220	23,179	36,168
ANTIMONY, OR REGULUS OF, NOT GROUND, PULVERIZED OR OTHERWISE MANUFACTURED. (Free.)										
United Kingdom.....	Lb.	Lb.	Lb.	Lb.	Lb.	United Kingdom.....	\$	\$	\$	\$
Hong Kong.....	566,133	1,254,808	967,232	117,032	316,859	Hong Kong.....	42,048	133,978	199,247	55,916
Belgium.....	11,200					Belgium.....	1,200			
China.....	22,050	55,940				China.....	1,323	2,797		
France.....	8,060			26,880		France.....	487		4,301	
United States.....	11,011					United States.....	590			
	69,440	232,270	344,006	427,481	147,160		4,843	27,696	103,096	27,701
Total.....	687,899	1,543,018	1,311,838	571,343	464,019	Total.....	50,491	164,471	316,822	83,617
RECAPITULATION.						RECAPITULATION.				
British Empire.....	577,338	1,254,808	967,232	117,032	316,859	British Empire.....	43,248	133,978	199,247	55,916
Foreign Countries.....	110,561	288,210	344,606	454,361	147,160	Foreign Countries.....	7,243	30,493	107,575	27,701

SESSIONAL PAPER No. 10b

## ANTIMONY SALTS FOR DYEING. (Free.)

United Kingdom.....	Lb.	Lb.	Lb.	Lb.	Lb.	Lb.	\$	\$	\$	\$
United States.....	970	21,224	1,353	21,224	1,353	21,224	75	2	3,229	53
Total.....	970	22,587					75	2	3,282	
RECAPITULATION.										
British Empire.....	970	21,224					75	2	3,229	53
Foreign Countries.....		1,353								

## ANTIMONY SALTS, VIZ.: TARTAR EMETIC, CHLORINE AND LACTATE (ANTIMONINE). (Free.)

United Kingdom.....	Lb.	Lb.	Lb.	Lb.	Lb.	Lb.	\$	\$	\$	\$
Germany.....	3,703	22,612	162	560	300	300	274	3,374	32	159
United States.....	1,179	9,720	16,531	41,695	12,551	12,551	157	2,306	3,423	256
Total.....	20,558	72,951	16,693	42,255	12,851	12,851	1,598	8,409	3,455	6,142
RECAPITULATION.										
British Empire.....	3,703	22,612	162	560	300	300	274	3,374	32	159
Foreign Countries.....	16,765	50,339	16,531	41,695	12,551	12,551	1,855	10,805	3,423	6,142

## ARSENIC, SULPHIDE OF. (Free.)

United Kingdom.....	Lb.	Lb.	Lb.	Lb.	Lb.	Lb.	\$	\$	\$	\$
Belgium.....	12,973	1,302					760		58	
Germany.....	221,339						6,640			
United States.....	17,720	319,412	229,438	195,628	195,628	195,628	891	293	10,305	20,132
Total.....	259,851	320,714	229,438	195,628	195,628	195,628	343	575	17,385	20,132
RECAPITULATION.										
British Empire.....	12,973	1,302					868		10,363	20,132
Foreign Countries.....	246,878	319,412	229,438	195,628	195,628	195,628	760	868	10,305	20,132

## ARSENIOUS OXIDE. (Free.)

United Kingdom.....	Lb.	Lb.	Lb.	Lb.	Lb.	Lb.	\$	\$	\$	\$
United States.....	15,370	1,289	13,737	46,429	200	200	785	47	642	55
Total.....	19,063	5,233	13,737	46,429	242,188	242,188	279	219	7,797	31,329
RECAPITULATION.										
British Empire.....	15,370	1,289			200	200	1,064	266	642	31,384
Foreign Countries.....	3,693	3,944	13,737	46,429	241,988	241,988	785	47	7,797	55





## SESSIONAL PAPER No. 106

BINITROTOLUOL, TRINITROTOLUOL AND PERCHLORATE OF AMMONIA, WHEN IMPORTED BY MANUFACTURERS OF EXPLOSIVES FOR USE EXCLUSIVELY IN THE MANUFACTURE OF SUCH ARTICLES IN THEIR OWN FACTORIES. (Free.)

	Lb.	Lb.	Lb.	Lb.	Lb.	United Kingdom.....	\$	\$	\$	\$
United Kingdom.....	457,029	111,402	.....	.....	.....	.....	15,911	.....	.....	.....
Belgium.....	.....	6,000	.....	.....	.....	.....	1,013	.....	.....	.....
Germany.....	28,301	120,229	.....	.....	.....	.....	13,257	.....	.....	.....
Sweden.....	.....	25,536	.....	.....	.....	.....	2,886	.....	.....	.....
United States.....	106,611	175,867	.....	.....	.....	.....	19,345	.....	.....	.....
Total.....	591,941	437,034	425,755	1,622,964	153,876	Total.....	63,884	52,412	102,638	782,766
RECAPITULATION.						RECAPITULATION.				
British Empire.....	457,029	111,402	.....	.....	.....	British Empire.....	52,095	15,911	.....	.....
Foreign Countries.....	134,912	325,632	425,755	1,622,964	153,876	Foreign Countries.....	11,789	36,501	102,638	782,766
Total.....	591,941	437,034	425,755	1,622,964	153,876	Total.....	63,884	52,412	102,638	782,766

BORAX, IN BULK OF NOT LESS THAN 25 POUNDS. (Free.)

	Lb.	Lb.	Lb.	Lb.	Lb.	United Kingdom.....	\$	\$	\$	\$
United Kingdom.....	2,239,431	992,603	365,681	359,937	105,395	United Kingdom.....	85,930	38,165	19,746	28,029
Hong Kong.....	.....	.....	.....	.....	40	Hong Kong.....	148	.....	.....	.....
France.....	3,010	.....	.....	.....	.....	France.....	156	.....	.....	.....
Germany.....	3,920	2,240	.....	.....	.....	Germany.....	92	.....	.....	.....
United States.....	412,235	2,041,498	2,712,359	3,774,281	4,164,749	United States.....	15,567	87,811	153,795	269,097
Total.....	2,658,596	3,036,341	3,078,040	4,134,218	4,270,184	Total.....	101,801	126,068	173,541	297,126
RECAPITULATION.						RECAPITULATION.				
British Empire.....	2,239,431	992,603	365,681	359,937	105,435	British Empire.....	85,930	38,165	19,746	28,029
Foreign Countries.....	419,165	2,043,738	2,712,359	3,774,281	4,164,749	Foreign Countries.....	15,871	87,903	153,795	269,097
Total.....	2,658,596	3,036,341	3,078,040	4,134,218	4,270,184	Total.....	101,801	126,068	173,541	297,126

BRINSTONE, CRUDE, OR IN ROLL OR FLOUR, AND SULPHUR IN ROLL OR FLOUR. (Free.)

	Lb.	Lb.	Lb.	Lb.	Lb.	United Kingdom.....	\$	\$	\$	\$
United Kingdom.....	222,104	149,711	29,389	5,602	112	United Kingdom.....	2,928	1,525	488	392
British Oceania—	.....	.....	.....	.....	.....	British Oceania—	.....	.....	.....	.....
New Zealand.....	.....	2,520	.....	.....	.....	New Zealand.....	421	34	.....	.....
Germany.....	35,800	.....	.....	.....	.....	Germany.....	16,240	24,008	2,076	2,578
Italy.....	1,453,536	2,013,370	205,991	199,808	.....	Italy.....	58,926	53,046	43,905	74,543
Japan.....	5,791,910	6,418,463	5,875,039	9,314,475	1,079,678	Japan.....	345	1,039	.....	.....
Spain.....	30,900	92,944	.....	.....	.....	Spain.....	233	.....	.....	.....
Switzerland.....	52,175,370	78,187,401	69,730,678	158,424,825	147,603,524	Switzerland.....	541,287	815,163	553,181	1,268,786
United States.....	.....	.....	.....	.....	.....	United States.....	620,380	894,815	600,250	1,465,931
Total.....	59,712,420	86,864,409	75,841,097	167,944,710	148,683,314	Total.....	2,928	1,559	488	392
RECAPITULATION.						RECAPITULATION.				
British Empire.....	222,104	152,231	29,389	5,602	112	British Empire.....	2,928	1,559	488	392
Foreign Countries.....	59,490,316	86,712,178	75,811,708	167,939,108	148,683,202	Foreign Countries.....	617,452	893,256	599,762	1,345,907
Total.....	59,712,420	86,864,409	75,841,097	167,944,710	148,683,314	Total.....	2,928	1,559	488	392

No. 19—Imports for Consumption, by Articles and Countries, during Fiscal Years ended March 31, 1914-1918—*Con.*

Imported from—	1914	1915	1916	1917	1918	Imported from—	1914	1915	1916	1917	1918
DRUGS, DYES, CHEMICALS AND MEDICINES—Continued.											
BROMIDES, CRUDE. (Free.)											
United Kingdom.....	Lb. 56	Lb.	Lb.	Lb.	Lb.	United Kingdom.....	\$ 95	\$	\$	\$	\$
United States.....	1,345	3,112		90	150	United States.....	343	890		7	96
Total.....	1,401	3,112		90	150	Total.....	398	890		7	96
RECAPITULATION.						RECAPITULATION.					
British Empire.....	56					British Empire.....	95				
Foreign Countries.....	1,345	3,112		90	150	Foreign Countries.....	343	890		7	96
BROMINE. (Free.)											
United Kingdom.....	Lb.	Lb.	Lb.	Lb.	Lb.	United Kingdom.....	\$	\$	\$	\$	\$
United States.....	140	786	229	147	635	United States.....	63	419	224	375	472
Total.....	140	786	229	147	635	Total.....	63	419	224	375	472
RECAPITULATION.						RECAPITULATION.					
British Empire.....						British Empire.....					
Foreign Countries.....	140	786	229	147	635	Foreign Countries.....	63	419	224	375	472
BURGUNDY PITCH. (Free.)											
United Kingdom.....	Lb.	Lb.	Lb.	Lb.	Lb.	United Kingdom.....	\$	\$	\$	\$	\$
Germany.....	4,170	18,633	448	504	6,472	Germany.....	189	820	49	27	449
Switzerland.....	98,420	330	330	440		Switzerland.....	4,186	478	478	693	
United States.....	118,531	117,196	57,464	97,881	91,537	United States.....	6,505	4,652	2,383	4,276	4,357
Total.....	251,121	135,829	58,242	98,825	98,009	Total.....	10,880	5,472	3,110	4,966	4,806
RECAPITULATION.						RECAPITULATION.					
British Empire.....	4,170		448	504	6,472	British Empire.....	189		49	97	449
Foreign Countries.....	246,951	135,829	57,794	98,321	91,537	Foreign Countries.....	10,691	5,472	3,061	4,939	4,357



No. 19—Imports for Consumption, by Articles and Countries, during Fiscal Years ended March 31, 1914-1918—*Con.*

Imported from—	1914	1915	1916	1917	1918	Imported from—	1914	1915	1916	1917	1918
<b>DRUGS, DYES, CHEMICALS AND MEDICINES—Continued.</b>											
<b>CHLORALUM AND CHLORIDE OF ALUMINUM (Free.)</b>											
United Kingdom.....	Lb.	Lb.	Lb.	Lb.	Lb.	United Kingdom.....	\$	\$	\$	\$	\$
United States.....	840	.....	400	500	10,465	United States.....	63	.....	153	25	1,743
Total.....	840	.....	400	500	10,465	Total.....	63	.....	153	25	1,743
<b>RECAPITULATION.</b>											
British Empire.....	.....	.....	.....	.....	.....	British Empire.....	.....	.....	.....	.....	.....
Foreign Countries.....	840	.....	400	500	10,465	Foreign Countries.....	63	.....	153	25	1,743

## CHLORIDE OF LIME AND HYPOCHLORITE OF LIME IN PACKAGES OF NOT LESS THAN 25 LBS. (Free to July 1, 1914. Dutiable thereafter.)

United Kingdom.....	Lb.	Lb.	Lb.	Lb.	Lb.	United Kingdom.....	\$	\$	\$	\$	\$
Belgium.....	5,011,323	4,650,053	2,946,655	146,406	42,200	Belgium.....	46,448	43,525	32,982	7,575	2,486
France.....	54,848	104,152	.....	.....	.....	France.....	620	991	.....	.....	.....
Germany.....	37,536	116,152	.....	.....	.....	Germany.....	364	1,168	.....	.....	.....
United States.....	444,475	9,426,087	7,835,402	7,717,886	7,515,249	United States.....	4,316	80,085	72,389	148,963	119,139
Total.....	8,253,287	14,296,444	10,782,057	7,864,292	7,557,449	Total.....	77,017	125,769	105,371	156,538	121,625
<b>RECAPITULATION.</b>											
British Empire.....	5,011,323	4,650,053	2,946,655	146,406	42,200	British Empire.....	46,448	43,525	32,982	7,575	2,486
Foreign Countries.....	8,796,146	9,646,391	7,835,402	7,717,886	7,515,249	Foreign Countries.....	82,317	82,244	72,389	148,963	119,139

## CHLORIDE OF LIME AND HYPOCHLORITE OF LIME IN PACKAGES OF LESS THAN 25 LBS. (Dutiable.)

United Kingdom.....	Lb.	Lb.	Lb.	Lb.	Lb.	United Kingdom.....	\$	\$	\$	\$	\$
Germany.....	.....	9,450	14,795	.....	8,400	Germany.....	.....	509	731	3	588
United States.....	.....	200	164,654	226,728	279,383	United States.....	.....	9	7,997	11,520	20,204
Total.....	.....	139,840	179,440	226,738	287,783	Total.....	.....	6,985	8,728	11,523	20,792
<b>RECAPITULATION.</b>											
British Empire.....	.....	9,450	14,795	.....	8,400	British Empire.....	.....	509	731	3	588
Foreign Countries.....	.....	130,390	161,654	226,728	279,383	Foreign Countries.....	.....	6,476	7,997	11,520	20,204



## SESSIONAL PAPER No. 10b

## COCAINE. (Dutiable.)

	Oz.	Oz.	Oz.	Oz.	Oz.	Oz.	\$	\$	\$	\$	\$	\$
United Kingdom.....	920	249	417	951	United Kingdom.....	1,267	817	1,833	8,225			
Germany.....	33	531	6,634	3,754	Germany.....	105	1,742	27,296	29,256			
Netherlands.....	1,028	50	7,051	4,705	Netherlands.....	144	15,748	27,296	29,256			
United States.....	75	5,381	249	951	United States.....	144	18,307	29,129	37,481			
Total.....	983	5,132	6,634	3,754	Total.....	107	817	1,833	8,225			
RECAPITULATION.					RECAPITULATION.							
British Empire.....	112	16	203	40	British Empire.....	1,372	17,490	27,296	29,256			
Foreign Countries.....	3,535	1,857	203	309	Foreign Countries.....	144						

## COCHINEAL. (Free.)

	Lb.	Lb.	Lb.	Lb.	Lb.	Lb.	\$	\$	\$	\$	\$	\$
United Kingdom.....	112	131	203	40	United Kingdom.....	59	14	70	30			
Germany.....	3,535	1,397	203	309	Germany.....	1,587	955	609	203			
United States.....	3,647	1,528	203	349	United States.....	1,046	969	679	223			
Total.....	112	131	203	40	Total.....	59	14	70	30			
RECAPITULATION.					RECAPITULATION.							
British Empire.....	3,535	1,397	203	309	British Empire.....	1,587	955	609	203			
Foreign Countries.....					Foreign Countries.....							

## COLLODION FOR USE IN FILMS FOR PHOTO-ENGRAVINGS AND FOR ENGRAVING COPPER ROLLERS, WHEN IMPORTED BY PHOTO-ENGRAVERS AND MANUFACTURERS OF COPPER ROLLERS. (Dutiable.)

	Gal.	Gal.	Gal.	Gal.	Gal.	Gal.	\$	\$	\$	\$	\$	\$
United Kingdom.....	10	28	780	380	United Kingdom.....	99	53	523	1,104			
Germany.....	634	1,020	301	380	Germany.....	993	1,650	523	1,724			
United States.....	644	1,048	301	380	United States.....	1,092	1,703	523	1,724			
Total.....	10	28	780	380	Total.....	99	53	523	1,104			
RECAPITULATION.					RECAPITULATION.							
British Empire.....	634	1,048	780	380	British Empire.....	993	1,703	523	1,724			
Foreign Countries.....					Foreign Countries.....							

## CREAM OF TARTAR IN CRYSTALS OR ARGOLS. (Free.)

	Lb.	Lb.	Lb.	Lb.	Lb.	Lb.	\$	\$	\$	\$	\$	\$
United Kingdom.....	70,159	37,045	176,270	78,563	United Kingdom.....	43,282	14,758	23,002	58,065			
France.....	1,218,529	879,004	462,049	255,396	France.....	227,340	184,432	226,434	154,561			
Germany.....	2,310	8,960	784	6,547	Germany.....	436	1,852	3,559	250			
Greece.....		5,000	13,884	0,547	Greece.....		1,786	3,559	250			
Portugal.....			784	1,330	Portugal.....			145,458	74,783			
Spain.....	292,881	189,206	473,792	371,078	Spain.....	56,231	54,376	145,458	170,417			
United States.....	1,533,879	1,139,215	853,967	713,514	United States.....	297,189	257,204	398,453	287,071			
Total.....	70,159	37,045	176,270	78,563	Total.....	13,282	14,758	23,002	58,065			
RECAPITULATION.					RECAPITULATION.							
British Empire.....	1,513,720	1,082,170	677,697	634,351	British Empire.....	283,307	242,446	375,451	229,606			
Foreign Countries.....					Foreign Countries.....							

No. 19—Imports for Consumption, by Articles and Countries, during Fiscal Years ended March 31, 1914-1918—Con.

Imported from—	1914	1915	1916	1917	1918	Imported from—	1914	1915	1916	1917	1918
DRUGS, DYES, CHEMICALS AND MEDICINES—Continued.											
CYANIDE OF POTASSIUM, CYANIDE OF SODIUM, AND CYANOGEN BROMIDE FOR REDUCING METALS IN MINING OPERATIONS. (Free.)											
United Kingdom.....	Lb.	Lb.	Lb.	Lb.	Lb.	United Kingdom.....	\$	\$	\$	\$	\$
Germany.....	685,068	1,038,702	1,386,218	2,004,324	1,616,165	Germany.....	100,706	184,009	251,416	399,530	367,364
United States.....	1,715	273	730,400	609,726	274,716	United States.....	124	147,397	155,897	149,829	70,191
Total.....	1,615,400	1,862,869	2,116,618	2,614,050	1,890,881	Total.....	243,907	331,530	407,313	549,359	437,555
RECAPITULATION.											
British Empire.....	685,068	1,038,702	1,386,218	2,004,324	1,616,165	British Empire.....	100,706	184,009	251,416	399,530	367,364
Foreign Countries.....	930,422	824,167	730,400	609,726	274,716	Foreign Countries.....	143,201	147,521	155,897	149,829	70,191
DEXTRINE, DRY. (Dutiable.)											
United Kingdom.....	Lb.	Lb.	Lb.	Lb.	Lb.	United Kingdom.....	\$	\$	\$	\$	\$
Belgium.....	15,626	12,196	4,906	1,320	1,500	Belgium.....	605	383	130	123	128
Germany.....	47,406	29,546	83,600	44,000	2,651,180	Germany.....	1,561	1,131	2,547	3,377	195,885
Netherlands.....	135,009	405,685	2,017,007	2,512,984	2,655,680	Netherlands.....	4,683	10,018	72,163	112,338	195,885
United States.....	511,109	2,135,542	2,105,513	2,558,304	2,655,680	United States.....	17,576	71,282	82,814	115,838	195,885
Total.....	1,980,897	2,582,969	2,105,513	2,558,304	2,655,680	Total.....	65,752	82,814	115,838	115,838	195,885
RECAPITULATION.											
British Empire.....	15,626	12,196	4,906	1,320	1,500	British Empire.....	605	383	130	123	128
Foreign Countries.....	2,674,421	2,570,773	2,100,907	2,556,984	2,654,680	Foreign Countries.....	89,572	82,431	74,710	115,715	195,885
DRAGON'S BLOOD. (Free.)											
United Kingdom.....	Lb.	Lb.	Lb.	Lb.	Lb.	United Kingdom.....	\$	\$	\$	\$	\$
France.....	50	53	53	53	50	France.....	57	57	57	57	60
United States.....	729	110	557	406	209	United States.....	54	537	556	485	590
Total.....	779	163	720	406	850	Total.....	739	537	707	485	1,428
RECAPITULATION.											
British Empire.....	50	53	53	53	50	British Empire.....	57	57	57	57	60
Foreign Countries.....	779	667	667	406	800	Foreign Countries.....	650	537	650	485	1,368

DYEING OR TANNING ARTICLES IN A CRUDE STATE USED IN DYEING OR TANNING, N.O.P. (Free.)

FERMENT CULTURES TO BE USED IN BUTTER-MAKING. (Free.)

[illegible]

9 GEORGE V, A. 1919

No. 19—Imports for Consumption, by Articles and Countries, during Fiscal Years ended March 31, 1914-1918—*Con.*

Imported from—	1914	1915	1916	1917	1918	Imported from—	1914	1915	1916	1917	1918
DRUGS, DYES, CHEMICALS AND MEDICINES—Continued											
GELATINE AND ISINGLASS. (Dutiable.)											
United Kingdom.....	Lb.	Lb.	Lb.	Lb.	Lb.	United Kingdom.....	\$	\$	\$	\$	\$
British Oceania—	320,909	342,442	179,173	236,154	292,814	British Oceania—	65,655	64,821	45,327	79,272	118,495
New Zealand.....	20	53	.....	345	243	New Zealand.....	.....	10	.....	78	11,544
Hong Kong.....	25	.....	.....	.....	.....	Hong Kong.....	5	.....	.....	.....	102
Austria-Hungary.....	19,580	22,626	.....	.....	.....	Austria-Hungary.....	9	.....	.....	.....	.....
Belgium.....	105	60	41	.....	.....	Belgium.....	3,733	4,289	.....	.....	.....
China.....	101,388	49,552	13,112	8,229	8,768	China.....	16	21	.....	.....	.....
France.....	24,387	48,930	.....	.....	.....	France.....	17,062	8,195	2,507	2,303	3,354
Germany.....	15,027	11,538	10,280	5,887	17,741	Germany.....	11,058	16,040	.....	.....	.....
Japan.....	200	.....	2,231	1,115	.....	Japan.....	3,952	3,591	3,570	1,946	7,538
Netherlands.....	.....	.....	.....	.....	.....	Netherlands.....	49	.....	460	229	.....
Spain.....	13,583	30,979	13,862	13,977	4,740	Spain.....	1	5,301	2,684	2,913	1,651
Switzerland.....	166,464	191,658	246,116	435,170	244,680	Switzerland.....	2,142	55,559	91,035	166,815	153,720
United States.....	.....	.....	.....	.....	.....	United States.....	50,371	.....	.....	.....	.....
Total.....	671,692	698,142	404,815	699,877	594,844	Total.....	154,052	157,828	145,591	256,556	296,404
RECAPITULATION.											
British Empire.....	320,935	342,495	179,173	236,499	318,915	British Empire.....	65,660	64,831	45,327	79,350	130,141
Foreign Countries.....	350,757	355,647	225,642	463,378	275,929	Foreign Countries.....	88,392	92,997	100,264	177,206	166,263
GLYCERINE, CRUDE, WHEN IMPORTED BY MANUFACTURERS FOR USE ONLY IN THEIR OWN FACTORIES IN THE MANUFACTURE OF REFINED GLYCERINE. (Free.)											
United Kingdom.....	Lb.	Lb.	Lb.	Lb.	Lb.	United Kingdom.....	\$	\$	\$	\$	\$
Newfoundland.....	344,325	.....	252,719	.....	7,326	Newfoundland.....	49,789	.....	31,722	.....	4,029
Belgium.....	218,340	.....	.....	.....	.....	Belgium.....	31,836	.....	.....	.....	.....
Germany.....	387,346	161,033	.....	.....	.....	Germany.....	59,377	22,459	.....	.....	.....
United States.....	66,876	161,000	88,796	141,008	35,160	United States.....	9,839	22,820	19,255	55,003	15,073
Total.....	1,016,887	322,033	341,515	141,008	42,486	Total.....	151,041	45,279	50,977	55,003	19,102
RECAPITULATION.											
British Empire.....	344,325	.....	252,719	.....	7,326	British Empire.....	49,789	.....	31,722	.....	4,029
Foreign Countries.....	672,562	322,033	88,796	141,008	35,160	Foreign Countries.....	101,252	45,279	19,255	55,003	15,073



	Lb.	Lb.	Lb.	Lb.	Lb.	\$	\$	\$	\$
United Kingdom.....	3,167,270					540,573			
British Oceania—	1,602,046					269,721			
Australia.....									
Belgium.....	180,172					32,392			
Germany.....	66,425					10,824			
Netherlands.....	55,183					9,353			
United States.....	52,384					9,230			
Total.....	1,162,774					233,563			
		563,981		4,425,091	1,424,387		123,647	556,826	816,449
		2,166,027		4,617,400	1,424,387	835,935	393,368	991,504	816,449
<b>RECAPITULATION.</b>									
British Empire.....	3,347,442					572,965			
Foreign Countries.....	1,336,769					262,970			
Total.....		1,602,046	192,309				269,721	34,678	816,449
		563,981	4,425,091	4,224,355	1,424,387		123,647	956,826	

	Lb.	Lb.	Lb.	Lb.	Lb.	Lb.	£	£	£	£
United Kingdom.....	20,971	5,791	838	607	25	United Kingdom.....	3,893	1,252	201	207
France.....	75,331	57,300	43,222	42,620	33,155	France.....	10,623	10,500	8,311	8,311
United States.....	31,519	45,075	43,222	42,620	33,155	United States.....	5,786	8,688	8,311	10,555
Total.....	127,821	108,166	44,060	43,227	33,180	Total.....	20,302	20,440	8,512	10,732
RECAPITULATION.										
British Empire.....	20,971	5,791	838	607	25	British Empire.....	3,893	1,252	201	207
Foreign Countries.....	106,850	102,375	43,222	42,620	33,155	Foreign Countries.....	16,409	19,188	8,311	10,555
Total.....						Total.....	20,302	20,440	8,512	10,732
RECAPITULATION.										
British Empire.....	20,971	5,791	838	607	25	British Empire.....	3,893	1,252	201	207
Foreign Countries.....	106,850	102,375	43,222	42,620	33,155	Foreign Countries.....	16,409	19,188	8,311	10,555
Total.....						Total.....	20,302	20,440	8,512	10,732
RECAPITULATION.										
British Empire.....	20,971	5,791	838	607	25	British Empire.....	3,893	1,252	201	207
Foreign Countries.....	106,850	102,375	43,222	42,620	33,155	Foreign Countries.....	16,409	19,188	8,311	10,555
Total.....						Total.....	20,302	20,440	8,512	10,732
RECAPITULATION.										
British Empire.....	20,971	5,791	838	607	25	British Empire.....	3,893	1,252	201	207
Foreign Countries.....	106,850	102,375	43,222	42,620	33,155	Foreign Countries.....	16,409	19,188	8,311	10,555
Total.....						Total.....	20,302	20,440	8,512	10,732
RECAPITULATION.										
British Empire.....	20,971	5,791	838	607	25	British Empire.....	3,893	1,252	201	207
Foreign Countries.....	106,850	102,375	43,222	42,620	33,155	Foreign Countries.....	16,409	19,188	8,311	10,555
Total.....						Total.....	20,302	20,440	8,512	10,732
RECAPITULATION.										
British Empire.....	20,971	5,791	838	607	25	British Empire.....	3,893	1,252	201	207
Foreign Countries.....	106,850	102,375	43,222	42,620	33,155	Foreign Countries.....	16,409	19,188	8,311	10,555
Total.....						Total.....	20,302	20,440	8,512	10,732
RECAPITULATION.										
British Empire.....	20,971	5,791	838	607	25	British Empire.....	3,893	1,252	201	207
Foreign Countries.....	106,850	102,375	43,222	42,620	33,155	Foreign Countries.....	16,409	19,188	8,311	10,555
Total.....						Total.....	20,302	20,440	8,512	10,732
RECAPITULATION.										
British Empire.....	20,971	5,791	838	607	25	British Empire.....	3,893	1,252	201	207
Foreign Countries.....	106,850	102,375	43,222	42,620	33,155	Foreign Countries.....	16,409	19,188	8,311	10,555
Total.....						Total.....	20,302	20,440	8,512	10,732
RECAPITULATION.										
British Empire.....	20,971	5,791	838	607	25	British Empire.....	3,893	1,252	201	207
Foreign Countries.....	106,850	102,375	43,222	42,620						

GUMS,—AMBER, AUSTRALIAN, COPAL, DAMAR, ELEMV, KAURIE, MASTIC, SANDARAC, SENEGAL, TRAGACANTH, GEDDA, BARBERRY, PONTIANAC AND LAC, CRUDE, SEED, BUTTON, STICK, AND SHELL. (Free.)

[illegible]

No 19—Imports for Consumption, by Articles and Countries, during Fiscal Years ended March 31, 1914-1918—*Con.*

Imported from—	1914	1915	1916	1917	1918	1919
DRUGS, DYES, CHEMICALS AND MEDICINES—Continued.						
GUM,—CAMPHOR. (Dutiable.)						
Imported from—	1914	1915	1916	1917	1918	1919
United Kingdom.....	Lb. 7,224	Lb. 3,186	Lb. 3,171	Lb. 162	Lb. 7,978	Lb. 3,135
Germany.....	50	224	46,515	17,729	17,875	16,390
Japan.....	49,966	48,700	25,515	10,427	52,984	1,379
United States.....	4,571	3,293	28,318	78,837	19,993	28,215
Total.....	61,811	55,403	75,076	162	7,978	3,135
RECAPITULATION.						
British Empire.....	7,224	3,186	3,171	162	7,978	3,135
Foreign Countries.....	54,587	52,217	75,076	28,156	70,889	17,439
Total.....	61,811	55,403	78,247	28,318	78,837	21,074
GUM,—CHICLE OR SAPATO, CRUDE. (Free.)						
Imported from—	1914	1915	1916	1917	1918	1919
United Kingdom.....	Lb. 479,710	Lb. 1,492,447	Lb. 2,888	Lb. 2,430,127	Lb. 856,771	Lb. 150,495
British Honduras.....	2,415,091	32,620	367,220	1,379,634	1,521,635	804,132
Mexico.....	1,828,796	1,138,024	260,519	1,080,291	1,177,687	580,543
United States.....	22,169	54,818	1,905,533	6,290,462	3,556,093	8,259
Venezuela.....	4,745,796	5,393,392	1,905,533	6,290,462	3,556,093	1,543,433
Total.....	4,745,796	5,393,392	1,905,533	6,290,462	3,556,093	1,543,433
RECAPITULATION.						
British Empire.....	479,710	1,492,447	1,277,794	2,430,127	856,771	150,495
Foreign Countries.....	4,266,086	3,900,945	627,739	3,859,925	2,699,322	1,392,938
Total.....	4,745,796	5,393,392	1,905,533	6,290,462	3,556,093	1,543,433
GUM,—OPIUM, CRUDE. (Dutiable.)						
Imported from—	1914	1915	1916	1917	1918	1919
United Kingdom.....	Lb. 1,625	Lb. 1,879	Lb. 290	Lb. 7,759	Lb. 7,705	Lb. 6,920
Germany.....	25	25	100	800	2,853	108
Greece.....	1,882	3,521	4,451	4,451	2,853	8,225
Persia.....	904	1,823	1,351	2,413	1,913	3,669
Turkey.....	4,436	7,248	1,741	15,423	12,471	18,922
United States.....	4,436	7,248	1,741	15,423	12,471	18,922
Total.....	1,625	1,879	290	7,759	7,705	6,920
RECAPITULATION.						
British Empire.....	1,625	1,879	290	7,759	7,705	6,920
Foreign Countries.....	2,811	3,369	1,451	7,064	4,706	12,002
Total.....	4,436	5,248	1,741	14,823	12,411	18,922

SESSIONAL PAPER No. 106

## GUMS, OTHER, N.O.P. (Dutiable.)

United Kingdom.....	Lb.	316	Lb.	5,032	Lb.	438	Lb.	54	\$	683	\$	109	\$	593	\$	196	\$	143
Germany.....		8,202		28,215		20,455		57,019		2,312		1,718		2,232		3,355		9,458
United States.....																		
Total.....		12,566		33,247		20,803		57,073		2,965		1,827		2,825		3,551		9,001
RECAPITULATION.																		
British Empire.....		1,740		5,032		438		54		683		109		593		196		143
Foreign Countries.....		10,826		28,215		20,455		57,019		2,312		1,718		2,232		3,355		9,458

## INDIGO. (Free.)

United Kingdom.....	Lb.	365	Lb.	384	Lb.	296	Lb.	1	\$	1,414	\$	2,680	\$	375	\$	1,397	\$	364
Germany.....		14,484		384		4,682		296		1,414		2,681		375		6,136		364
United States.....																		
Total.....		3,608		384		5,017		296		1,414		2,681		375		7,533		364
RECAPITULATION.																		
British Empire.....		3,608		384		296		296		1,414		2,681		375		1,397		364
Foreign Countries.....																6,136		

## INDIGO, PASTE AND EXTRACT OF. (Free.)

United Kingdom.....	Lb.	1,265	Lb.	11,261	Lb.	24,428	Lb.	60,936	\$	90	\$	578	\$	4,797	\$	13,904	\$	35,198
Germany.....		125,990		66,060		70,137		41,368		20,388		10,901		63,773		35,367		16,727
United States.....		20,479		44,844						3,170		6,875						
Total.....		147,724		107,534		94,565		102,304		23,648		18,354		68,570		49,361		51,925
RECAPITULATION.																		
British Empire.....		1,265		11,261		24,428		60,936		90		578		4,797		13,904		35,198
Foreign Countries.....		146,469		96,273		70,137		41,368		23,558		17,776		63,773		35,367		16,727

## IODINE, CRUDE. (Free.)

United Kingdom.....	Lb.	7,530	Lb.	2,629	Lb.	3,360	Lb.	1,904	\$	18,116	\$	6,593	\$	8,214	\$	11,457	\$	3,815
Japan.....		107		5,103		4,732		7,916		324		14,807		14,175		12,569		23,210
United States.....																		
Total.....		7,637		7,732		7,532		9,945		18,440		21,400		22,389		24,056		27,284
RECAPITULATION.																		
British Empire.....		7,530		2,629		3,360		1,904		18,116		6,593		8,214		11,457		3,815
Foreign Countries.....		107		5,103		4,732		8,041		324		14,807		14,175		12,599		23,469

No. 19—Imports for Consumption, by Articles and Countries, during Fiscal Years ended March 31, 1914-1918—*Con.*

Imported from—	1914	1915	1916	1917	1918	Imported from—	1914	1915	1916	1917	1918
DRUGS, DYES, CHEMICALS AND MEDICINES—Continued.											
IRON LIQUOR, BEING SOLUTION OF ACETATE OR NITRATE OF IRON ADAPTED FOR DYEING AND CALICO PRINTING. (Free.)											
United Kingdom.....	\$ 311	\$ 258	\$ 87	\$ 280	\$ 60	RECAPITULATION.					
United States.....	2,459	2,667	6,726	7,374	5,351	British Empire.....	311	258	87	280	60
Total.....	2,770	2,925	6,813	7,654	5,411	Foreign Countries.....	2,459	2,667	6,726	7,374	5,351
LIQUID PREPARATIONS, NON-ALCOHOLIC, FOR DISINFECTING, DIPPING OR SPRAYING, N.O.P. (Dutiable.)											
United Kingdom.....	\$ 16,132	\$ 15,420	\$ 14,632	\$ 31,652	\$ 24,194	United States.....	\$ 59,850	\$ 57,679	\$ 77,607	\$ 56,671	\$ 70,802
Hong Kong.....	112	14	16	24	22	Total.....	80,437	74,770	93,247	91,100	95,983
France.....	1,065	948	715	2,660	884	RECAPITULATION.					
Germany.....	3,228	662	1	93	81	British Empire.....	16,132	15,420	14,648	31,676	24,216
Japan.....	3	47	276	93	81	Foreign Countries.....	64,305	59,350	78,599	59,424	71,767
Netherlands.....	42										
Switzerland.....	5										
LIQUORICE, IN PASTE, ROLLS AND STICKS, NOT SWEETENED, N.O.P. (Dutiable.)											
United Kingdom.....	Lb. 8,033	Lb. 7,941	Lb. 100,221	Lb. 277,510	Lb. 45,817	United Kingdom.....	\$ 991	\$ 930	\$ 26,344	\$ 80,448	\$ 16,216
Belgium.....	81	24,887	9,440	231,159	29,797	Belgium.....	11	2,336	2,634	66,424	13,502
France.....	4,380	11,605	1,965	117,041	1,521	Italy.....	599	1,521	250	24,887	
Italy.....	3,050	1,081,167	469,667	295	295	Netherlands.....	94,705	85,754	37,573	295	
Netherlands.....	1,176,284	937,807	48,568	48,568	186,747	Turkey.....	62,290	85,745	138,285	8,955	41,706
Turkey.....	781,718					United States.....	158,891	176,286	205,086	180,714	71,424
United States.....						Total.....					
Total.....	1,973,546	2,063,407	1,802,307	674,278	262,361	RECAPITULATION.					
BRITISH EMPIRE, FOREIGN COUNTRIES, AND OTHER COUNTRIES.											
British Empire.....	8,033	7,941	100,221	277,510	45,817	British Empire.....	991	930	26,344	80,448	16,216
Foreign Countries.....	1,965,513	2,055,466	1,702,086	396,768	216,544	Foreign Countries.....	157,900	175,356	178,742	100,266	55,208



## SESSIONAL PAPER No. 10b

LITMUS AND ALL LIQUEURS, PREPARED OR NOT. (Free.)

	Lb.	Lb.	Lb.	Lb.	Lb.	Lb.	Lb.	\$	\$	\$	\$	\$	\$
United Kingdom.....	50	25	30	118	21								24
China.....	26			126									13
Germany.....	22	124	136	230	62			42					
United States.....								6		47	71	130	51
Total.....	158	149	166	504	83			66		54	83	210	75
RECAPITULATION.													
British Empire.....	50	25	30	148	21			18		7	12	67	24
Foreign Countries.....	108	124	136	356	62			48		47	71	143	51

LOGWOOD AND FUSTIC, GROUND, AND GROUND OAK BARK. (Free.)

	Lb.	Lb.	Lb.	Lb.	Lb.	\$	\$	\$	\$	\$	\$	\$	\$
United Kingdom.....	19,303	28,269	73,232	67,741	22,367			426		476	3,726	4,420	1,623
United States.....													
Total.....	19,303	28,269	73,232	67,741	22,367			426		476	3,726	4,420	1,623
RECAPITULATION.													
British Empire.....	19,303	28,269	73,232	67,741	22,367			426		476	3,726	4,420	1,623
Foreign Countries.....													

LOGWOOD, FUSTIC, OAK, OAK BARK, QUEBRACHO, EXTRACTS OF. (Free.)

	Lb.	Lb.	Lb.	Lb.	Lb.	Lb.	\$	\$	\$	\$	\$	\$	\$
United Kingdom.....	1,092,963	991,968	810,282	1,371,140	90,263			33,748		27,126	36,921	88,908	2,837
British East Indies—													
India.....		4,360	196,429	3,954,400	219,584					255	3,021	111,444	11,952
Straits Settlements.....	3,164		25,951	47,649	560,000			287				1,389	25,955
British West Indies.....													
Argentine Republic.....			2,631,574	344,172	251,860							34,779	12,731
France.....	90,906	31,684	204,572	41,989,118	39,682,652			3,420		2,234	90,607	2,145,550	1,579,905
United States.....	30,610,226	37,191,130	43,087,739	41,989,118	39,682,652			826,109		1,036,416	1,430,076	2,145,550	1,579,905
Total.....	31,797,259	38,219,142	46,956,547	47,246,479	40,810,359			863,564		1,066,031	1,565,146	2,382,070	1,633,400
RECAPITULATION.													
British Empire.....	1,096,127	996,328	1,032,662	4,913,189	875,817			31,035		27,381	41,653	201,741	40,764
Foreign Countries.....	30,701,132	37,222,814	45,923,885	42,333,290	39,934,542			832,529		1,038,650	1,523,493	2,180,329	1,592,636

MADDER AND MUNJEET, OR INDIAN MADDER GROUND OR PREPARED, AND ALL EXTRACTS OF. (Free.)

	\$	\$	\$	\$	\$	\$	\$	\$	\$	\$	\$	\$	\$
United Kingdom.....			239										
United States.....		122	913	689									
Total.....		122	1,152	689									
RECAPITULATION.													
British Empire.....		122	913	689									
Foreign Countries.....													

No. 19—Imports for Consumption, by Articles and Countries, during Fiscal Years ended March 31, 1914-1918—*Con.*

Imported from—	1914	1915	1916	1917	1918	Imported from—	1914	1915	1916	1917	1918
MAGNESIA. (Dutiable.)											
United Kingdom.....	Lb.	Lb.	Lb.	Lb.	Lb.	United Kingdom.....	\$	\$	\$	\$	\$
Germany.....	68,011	48,032	32,202	53,429	10,544	Germany.....	4,544	3,830	2,656	5,598	473
Italy.....	32,400	3,349				Italy.....	1,774	416			
Netherlands.....	4,220					Netherlands.....	672				
United States.....	182,317	137,366	260,684	212,545	90,033	United States.....	7,084	9,886	11,481	12,944	14,073
Total.....	308,888	188,743	292,886	265,974	100,577	Total.....	14,129	14,132	14,137	18,542	14,546
RECAPITULATION.											
British Empire.....	68,011	48,032	32,202	53,429	10,544	British Empire.....	4,544	3,830	2,656	5,598	473
Foreign Countries.....	240,847	140,711	260,684	212,545	90,033	Foreign Countries.....	9,585	10,302	11,481	12,944	14,073
MALT, EXTRACT OF, FLUID OR NOT, INCLUDING GRAIN MOLASSES. (Dutiable.)											
United Kingdom.....	Lb.	Lb.	Lb.	Lb.	Lb.	United Kingdom.....	\$	\$	\$	\$	\$
Germany.....			116,227	85,298	5,332	Germany.....	15,180	16,087	10,945	11,495	1,780
Japan.....						Japan.....	190	567			
Mexico.....						Mexico.....	6				
United States.....			974,609	830,788	805,902	United States.....	49,265	61,327	49,641	43,119	44,250
Total.....			1,090,836	906,086	811,234	Total.....	64,665	78,095	60,586	54,614	46,030
RECAPITULATION.											
British Empire.....			116,227	85,298	5,332	British Empire.....	15,180	16,087	10,945	11,495	1,780
Foreign Countries.....			974,609	820,788	805,902	Foreign Countries.....	49,485	62,008	49,641	43,119	44,250
MANGANESE, OXIDE OF. (Free.)											
United Kingdom.....	Lb.	Lb.	Lb.	Lb.	Lb.	United Kingdom.....	\$	\$	\$	\$	\$
Germany.....	2,508,643	523,681	93,578	11,925	16,355	Germany.....	16,510	7,196	2,580	1,110	2,153
Netherlands.....	22,804	23,232				Netherlands.....	204	266			
Russia.....	56,000	1,408				Russia.....	36	36			
United States.....	2,162,431	2,890,515	1,950,830	3,124,177	2,493,663	United States.....	433	1,508	43,104	74,845	108,721
Total.....	4,749,938	3,527,316	2,044,408	3,136,102	3,510,018	Total.....	24,051	39,424	45,684	75,955	110,874
RECAPITULATION.											
British Empire.....	2,508,643	523,681	93,578	11,925	16,355	British Empire.....	16,510	7,196	2,580	1,110	2,153
Foreign Countries.....	2,241,295	3,003,635	1,950,830	3,124,177	3,493,663	Foreign Countries.....	24,688	41,234	43,104	74,845	108,721

## SESSIONAL PAPER No. 10b

## MEDICINAL, CHEMICAL AND PHARMACEUTICAL PREPARATIONS, INCLUDING PROPRIETARY PREPARATIONS (DRY). (Dutiable.)

United Kingdom.....	\$ 448,068	\$ 420,154	\$ 352,621	\$ 410,316	\$ 314,857	\$ 1,198	\$ 165	\$ 7	\$
British Oceania—									
Australia.....	6,963	10,826	9,042	16,801	1,662	36	58		
Hong Kong.....	748	330	203		28,997	524,045	417	480	
Newfoundland.....	3,711	3,960	2,717	862			445,944	731,627	804,023
Belgium.....	106,348	79,912	75,611	114,413	539				
France.....	48,814	37,517	152		122,587				
Germany.....	13								
Greece.....	1,143	970	1,269						
Italy.....	3,557	2,450	2,661	3,963	4,495	1,145,498	1,002,397	884,966	1,337,100
Japan.....									
Total.....									
RECAPITULATION.									
British Empire.....						455,031	430,980	361,664	345,516
Foreign Countries.....						690,467	571,417	523,302	991,644

## MEDICINAL, CHEMICAL AND PHARMACEUTICAL PREPARATIONS, (ALL OTHER) NON-ALCOHOLIC. (Dutiable.)

United Kingdom.....	\$ 29,753	\$ 30,188	\$ 38,093	\$ 62,172	\$ 25,650	\$	\$	\$	\$
British Oceania—									
Australia.....					1,398				
Hong Kong.....			22						
France.....	76,971	54,047	58,691	75,964	56,626	29,753	30,188	38,115	27,048
Japan.....			24	6		76,971	54,047	58,715	56,626
Total.....	106,724	84,235	96,830	138,142	83,674				
RECAPITULATION.									
British Empire.....									
Foreign Countries.....									

## MEDICINAL, CHEMICAL AND PHARMACEUTICAL PREPARATIONS, INCLUDING PROPRIETARY PREPARATIONS (ALL OTHER). (Dutiable.)

United Kingdom.....	\$ 19,879	\$ 15,480	\$ 9,418	\$ 30,168	\$ 85,857	\$ 1	\$	\$	\$
British West Indies.....	453	701	23	61					
Hong Kong.....	329	33	808	1,097	1,871			3	5
Belgium.....	42	43	349	295		25	232	6	374
China.....	20,318	20,536	19,622	25,169	972		221		
France.....				4	18,708	91,537	57,571	60,164	83,338
St. Pierre and Miquelon.....	5,608	1,680							103,221
Germany.....	80		411	30		140,075	97,346	93,365	142,160
Italy.....	39	75	103	300	217				
Japan.....	1,756	772	2,438	1,294	1,417	20,332	16,181	10,249	31,326
Netherlands.....				5		119,743	81,165	88,116	110,834
Norway.....									
Total.....									
RECAPITULATION.									
British Empire.....									
Foreign Countries.....									

## MORPHINE. (Dutiable.)

United Kingdom.....	Oz. 4,280	Oz. 200	Oz. 3,102	Oz. 33,719	Oz. 22,477	\$ 7,740	\$ 414	\$ 7,498	\$ 88,692	\$ 124,183
United States.....	207	59	12,393	16,496	5,043	650	294	64,701	102,030	74,005
Total.....	4,487	259	15,495	52,215	27,520	8,390	708	72,199	190,722	198,188
RECAPITULATION.										
British Empire.....	4,280	200	3,102	33,719	22,477	7,740	414	7,498	88,692	124,183
Foreign Countries.....	207	59	12,393	16,496	5,043	650	294	64,701	102,030	74,005

No. 19—Imports for Consumption, by Articles and Countries, during Fiscal Years ended March 31, 1914-1918—*Con.*

Imported from—	1914	1915	1916	1917	1918	Imported from—	1914	1915	1916	1917	1918
<b>DRUGS, DYES, CHEMICALS AND MEDICINES—Continued.</b>											
<b>MUSK, IN PODS OR IN GRAINS. (Free.)</b>											
United Kingdom.....	Oz. 33	Oz.	Oz.	Oz. 16	Oz. 21	United Kingdom.....	\$	\$	\$	\$	\$ 414
China.....	35					China.....	5				
France.....	236	67	111	148	98	France.....	164				
United States.....						United States.....	3,640	1,006	1,327	2,367	586
Total.....	304	67	111	164	119	Total.....	4,461	1,006	1,327	2,640	1,000
RECAPITULATION.						RECAPITULATION.					
British Empire.....	33			16	21	British Empire.....	652			273	414
Foreign Countries.....	271	67	111	148	98	Foreign Countries.....	3,809	1,006	1,327	2,367	586
<b>NICOTINE SULPHATE. (Free.)</b>											
United Kingdom.....	Lb.	Lb.	Lb.	Lb.	Lb.	United Kingdom.....	\$	\$	\$	\$	\$
United States.....		1,596	15,314	9,866	9,482	United States.....		1,431	13,618	8,541	8,111
Total.....		1,596	15,314	9,866	9,482	Total.....		1,431	13,618	8,541	8,111
RECAPITULATION.						RECAPITULATION.					
British Empire.....						British Empire.....					
Foreign Countries.....		1,596	15,314	9,866	9,482	Foreign Countries.....		1,431	13,618	8,511	8,111
<b>NITRATE COMPOUNDS FOR MANUFACTURE OF EXPLOSIVES. (Free.)</b>											
United Kingdom.....	Lb.	Lb.	Lb.	Lb.	Lb.	United Kingdom.....	\$	\$	\$	\$	\$
United States.....		2,349	139,333	108,890	37,352	United States.....		238		7,514	
Total.....	4,800	60,377				Total.....		6,836		14,800	5,713
RECAPITULATION.						RECAPITULATION.					
British Empire.....		2,349				British Empire.....					
Foreign Countries.....		60,377				Foreign Countries.....		6,836		7,514	5,713
<b>NUT GALLS AND EXTRACTS THEREOF. (Free.)</b>											
United Kingdom.....	Lb.	Lb.	Lb.	Lb.	Lb.	United Kingdom.....	\$	\$	\$	\$	\$
United States.....		1,142	47,883	17,640	55,208	United States.....		163		3,145	2,355
Total.....	11,615	19,986				Total.....		2,553	4,089	3,145	2,355
RECAPITULATION.						RECAPITULATION.					
British Empire.....		1,142				British Empire.....					
Foreign Countries.....		19,986				Foreign Countries.....		2,553	4,089	3,145	2,355



## SESSIONAL PAPER No. 10b

## OPIUM, POWDERED. (Dutiable.)

	Lb.	Lb.	Lb.	Lb.	Lb.	\$	\$	\$	\$	\$
United Kingdom.....	130	228	26	597	46	United Kingdom.....	590	1,154	171	4,723
Germany.....	25	14	144	62	5	Germany.....	860	1,100	1,175	515
United States.....	157	14	144	62	5	United States.....	860	144	1,175	151
Total.....	287	267	170	659	51	Total.....	1,450	1,398	1,346	5,238
RECAPITULATION.										
British Empire.....	130	228	26	597	46	British Empire.....	590	1,154	171	4,723
Foreign Countries.....	157	39	144	62	5	Foreign Countries.....	860	241	1,175	515

## PAPAINE. (Dutiable.)

	\$	\$	\$	\$	\$	\$	\$	\$	\$	\$	\$
United Kingdom.....						United Kingdom.....					
United States.....						United States.....					
Total.....						Total.....					
RECAPITULATION.						RECAPITULATION.					
British Empire.....						British Empire.....					
Foreign Countries.....						Foreign Countries.....					

## PERSIS, OR EXTRACT OF ARCHILL AND CUDBEAR. (Free.)

	Lb.	Lb.	Lb.	Lb.	Lb.	Lb.	\$	\$	\$	\$	\$
United Kingdom.....	2,055	2,174	56	3,849	64	United Kingdom.....	250	325	1,256	4	71
United States.....	2,055	2,174	4,535	3,849	1,342	United States.....	250	325	1,256	1,148	460
Total.....	2,055	2,174	4,591	3,863	1,406	Total.....	250	325	1,264	1,152	531
RECAPITULATION.											
British Empire.....	2,055	2,174	56	14	64	British Empire.....	250	325	1,256	4	71
Foreign Countries.....			4,535	3,849	1,342	Foreign Countries.....			1,256	1,148	460

## PHOSPHORUS. (Free.)

	Lb.	Lb.	Lb.	Lb.	Lb.	Lb.	Lb.	\$	\$	\$	\$	\$	\$
United Kingdom.....	6,409	36,302	59,450	27,500		United Kingdom.....	2,476	12,984	24,893	11,605			
Germany.....	32	66	3,912	61,480	82,468	Germany.....	58	31	1,401	28,018			
United States.....	11,527	8,025	3,912	61,480	82,468	United States.....	3,382	2,438	26,294	39,623			
Total.....						Total.....							
RECAPITULATION.						RECAPITULATION.							
British Empire.....						British Empire.....							
Foreign Countries.....						Foreign Countries.....							

## POTASH, OR POTASSA, BICARBONATE OF. (Dutiable.)

	Lb.	Lb.	Lb.	Lb.	Lb.	Lb.	Lb.	\$	\$	\$	\$	\$	\$
United Kingdom.....	415	600	2,356	741		United Kingdom.....	38	53	306	232			
United States.....	2,162	3,088	920	1,881	14,114	United States.....	172	332	123	480			
Total.....						Total.....							
RECAPITULATION.						RECAPITULATION.							
British Empire.....						British Empire.....							
Foreign Countries.....						Foreign Countries.....							

No. 19—Imports for Consumption, by Articles and Countries, during Fiscal Years ended March 31, 1914-1918—*Con.*

Imported from—	1914	1915	1916	1917	1918	Imported from—	1914	1915	1916	1917	1918
DRUGS, DYES, CHEMICALS AND MEDICINES—Continued.											
POTASSIUM BICHIROMATE OF. (Free.)											
United Kingdom.....	Lb. 273,476	Lb. 71,823	Lb. 121,436	Lb. 29,007	Lb. 3,901	United Kingdom.....	\$ 17,934	\$ 5,128	\$ 15,994	\$ 12,490	\$ 1,226
Germany.....	12,120					Germany.....	808				
Netherlands.....	1,000					Netherlands.....	111				
United States.....	20,658	30,927	6,307	8,624	2,927	United States.....	1,495	3,480	1,029	3,287	1,182
Total.....	307,854	102,750	127,793	37,631	6,828	Total.....	20,348	8,608	17,023	15,777	2,408
RECAPITULATION.											
British Empire.....	273,476	71,823	121,436	29,007	3,901	British Empire.....	17,931	5,128	15,994	12,490	1,226
Foreign Countries.....	34,378	30,927	6,307	8,624	2,927	Foreign Countries.....	2,414	3,480	1,029	3,287	1,182

## POTASSIUM CAUSTIC, IN PACKAGES OF NOT LESS THAN 25 LBS. EACH. (Free.)

United Kingdom.....	Lb. 476,039	Lb. 501,394	Lb. 83,834	Lb. 23,797	Lb. 44,803	United Kingdom.....	\$ 142	\$ 36,451	\$ 22,747	\$ 16,423	\$ 37,257
Belgium.....	1,964					Belgium.....	209				
Germany.....	4,312	11,654				Germany.....	1,858	408			
Netherlands.....	47,983	489,140	83,064	23,797	41,803	Netherlands.....	22,741	35,953	22,361	16,423	37,257
United States.....	421,780					United States.....					
Total.....	476,039	501,394	83,834	23,797	44,803	Total.....	24,950	36,451	22,747	16,423	37,257
RECAPITULATION.											
British Empire.....	1,964		770			British Empire.....	142		386		
Foreign Countries.....	474,075	501,394	83,064	23,797	44,803	Foreign Countries.....	24,808	36,451	22,361	16,423	37,257

## POTASSIUM CAUSTIC, IN PACKAGES OF LESS THAN 25 LBS. EACH. (Dutiable.)

United Kingdom.....	Lb. 1,036	Lb. 227	Lb. 22	Lb. 10	Lb. 19	United Kingdom.....	\$ 245	\$ 18	\$ 10	\$ 35	\$ 22
Germany.....	1,865	1,060				Germany.....	239	144			
Netherlands.....						Netherlands.....		73			
Sweden.....		500				Sweden.....		73			
United States.....	12,969	17,680	5,806	12,116	1,937	United States.....	882	1,144	749	1,159	993
Total.....	16,470	19,467	5,828	12,126	1,956	Total.....	1,366	1,379	759	1,194	1,015
RECAPITULATION.											
British Empire.....	1,036	227	22	10	19	British Empire.....	245	18	10	35	22
Foreign Countries.....	14,434	19,240	5,806	12,116	1,937	Foreign Countries.....	1,121	1,361	749	1,159	993

United Kingdom.....	Lb.	407,665	Lb.	43,464	Lb.	336	United Kingdom.....	\$	29,518	\$	4,331	\$	228
France.....	2,240	125,130					France.....	159					
Germany.....	50						Germany.....	4					
Japan.....							Japan.....	1,120					541
United States.....	762,746	683,555	26,802	14,918	26,074	26,074	United States.....	55,531	62,667	7,748	8,813	14,088	
Total.....	1,172,701	808,655	70,266	14,918	28,430	28,430	Total.....	85,212	70,195	12,079	8,813	14,857	
RECAPITULATION.													
British Empire.....	407,665	125,130	43,464			336	British Empire.....	29,518	7,528	4,331			228
Foreign Countries.....	765,036	683,555	26,802	14,918	28,094	28,094	Foreign Countries.....	55,694	62,667	7,748	8,813		14,629

POTASII, MURIATE AND SULPHATE OF, CRUDE. (Free.)

[illegible]

POTASII, NITRATE OF, OR SALTPETRE. (Free.)

[illegible]

No. 19—Imports for Consumption, by Articles and Countries, during Fiscal Years ended March 31, 1914-1918—*Con.*

Imported from—	1914	1915	1916	1917	1918	1919	1920	1921	1922	1923	1924	1925	1926	1927	1928
DRUGS, DYES, CHEMICALS AND MEDICINES—Continued.															
POTASH, RED AND YELLOW PRUSSIAN OF. (Free.)															
United Kingdom.....	Lb.	52,098	59,712	65,178	Lb.	32,973	Lb.	50	United Kingdom.....	\$	5,969	\$	9,543	\$	25,695
France.....	49,697	4,080	21,281	.....	.....	.....	.....	.....	France.....	5,886	411	.....	35,804	.....	134
Germany.....	59,109	2,648	.....	.....	.....	.....	.....	.....	Germany.....	7,259	302	.....	8,746	.....	.....
United States.....	5,997	68,320	26,302	19,204	.....	.....	.....	.....	United States.....	12,095	12,095	.....	12,021	.....	7,211
Total.....	106,901	134,760	112,761	52,177	.....	.....	.....	.....	Total.....	20,022	22,351	.....	56,571	.....	7,345
RECAPITULATION.															
British Empire.....	52,098	59,712	65,178	32,973	.....	.....	.....	.....	British Empire.....	5,969	9,543	.....	35,804	.....	134
Foreign Countries.....	114,803	75,048	47,583	19,204	.....	.....	.....	.....	Foreign Countries.....	14,053	12,808	.....	20,767	.....	7,211
PRECIPITATE OF COPPER, CRUDE. (Free.)															
United Kingdom.....	Lb.	4,465	.....	187	Lb.	9,942	Lb.	21,900	United Kingdom.....	\$	596	\$	35	\$	1,772
United States.....	4,465	.....	187	9,942	.....	.....	.....	.....	United States.....	596	.....	.....	35	.....	1,772
Total.....	.....	.....	.....	9,942	.....	.....	.....	.....	Total.....	596	.....	.....	35	.....	1,752
RECAPITULATION.															
British Empire.....	4,465	.....	187	9,942	.....	.....	.....	.....	British Empire.....	596	.....	.....	35	.....	1,752
Foreign Countries.....	.....	.....	.....	.....	.....	.....	.....	.....	Foreign Countries.....	.....	.....	.....	.....	.....	.....
PYROXYLIN AND WOOD NAPHTHA, PREPARATIONS OF, FOR COATING IMITATION LEATHER, AND FOR THE MANUFACTURE OF LEATHER BELTING (Dutiable.)															
United Kingdom.....	\$	37	.....	.....	\$	.....	\$	.....	United Kingdom.....	\$	.....	\$	.....	\$	.....
Germany.....	13,061	19,190	52,312	110,281	.....	.....	.....	.....	Germany.....	13,101	19,190	.....	52,312	.....	245,856
United States.....	13,101	19,190	52,312	110,281	.....	.....	.....	.....	United States.....	13,101	19,190	.....	52,312	.....	245,856
Total.....	13,101	19,190	52,312	110,281	.....	.....	.....	.....	Total.....	13,101	19,190	.....	52,312	.....	245,856
RECAPITULATION.															
British Empire.....	13,101	19,190	52,312	110,281	.....	.....	.....	.....	British Empire.....	13,101	19,190	.....	52,312	.....	245,856
Foreign Countries.....	.....	.....	.....	.....	.....	.....	.....	.....	Foreign Countries.....	.....	.....	.....	.....	.....	.....
QUASSIA JUICE. (Free.)															
United Kingdom.....	\$	142	.....	.....	\$	.....	\$	.....	United Kingdom.....	\$	142	\$	.....	\$	.....
United States.....	142	.....	.....	.....	.....	.....	.....	.....	United States.....	142	.....	.....	.....	.....	.....
Total.....	142	.....	.....	.....	.....	.....	.....	.....	Total.....	142	.....	.....	.....	.....	30



## SESSIONAL PAPER No. 106

## QUICKSILVER. (Free.)

United Kingdom.....	Lb.	42,192	Lb.	6,150	Lb.	24,375	Lb.	1,780	United Kingdom.....	\$	49,803	\$	19,335	\$	6,670	\$	26,585	\$	1,859
Hong Kong.....									Hong Kong.....		12,675		6,500						
Austria-Hungary.....		15,000							Austria-Hungary.....		3,775		8,060						
Belgium.....		7,600							Belgium.....		7,309		10,044						
Italy.....		10,000							Italy.....		49,904		27,898						
Spain.....		23,180							Spain.....										
United States.....		48,163							United States.....										
Total.....		252,823							Total.....		123,466		71,835						
RECAPITULATION.									RECAPITULATION.										
British Empire.....		106,480							British Empire.....		49,803		19,335						
Foreign Countries.....		146,343							Foreign Countries.....		73,663		52,502						

## QUININE, SALTS OF. (Free.)

United Kingdom.....	Oz.	25,053	Oz.	14,390	Oz.	19,894	Oz.	4,903	United Kingdom.....	\$	6,220	\$	4,507	\$	7,859	\$	5,274	\$	3,699
France.....		2,673							France.....		617		443						
Germany.....		102,511							Germany.....		22,318		17,829						
United States.....		130,237							United States.....		29,155		22,779						
Total.....		252,823							Total.....		6,220		4,507						
RECAPITULATION.									RECAPITULATION.										
British Empire.....		106,480							British Empire.....		6,220		4,507						
Foreign Countries.....		146,343							Foreign Countries.....		22,935		18,272						

## RADIUM. (Free.)

United Kingdom.....	\$	2,478	\$	1,553	\$	1,383	\$	1,961	United Kingdom.....	\$	2,478	\$	1,553	\$	1,383	\$	1,961	\$	55
Switzerland.....		795							Switzerland.....		795								
United States.....		3,273							United States.....										
Total.....		2,478							Total.....		2,478		1,553						
RECAPITULATION.									RECAPITULATION.										
British Empire.....		148							British Empire.....		148		81						
Foreign Countries.....		148							Foreign Countries.....		148		81						

RED LIQUOR, BEING A CRUDE ACETATE OF ALUMINUM PREPARED FROM PYROLIGNEOUS ACID AND ADAPTED FOR DYEING AND CALICO PRINTING. (Free.)

United Kingdom.....	\$	148	\$	275	\$	1,452	\$	854	United Kingdom.....	\$	148	\$	275	\$	1,452	\$	854	\$	854
United States.....		148							United States.....		148		275						
Total.....		148							Total.....		148		275						
RECAPITULATION.									RECAPITULATION.										
British Empire.....		148							British Empire.....		148		275						
Foreign Countries.....		148							Foreign Countries.....		148		275						

No. 19—Imports for Consumption, by Articles and Countries, during Fiscal Years ended March 31, 1914-1918—*Con.*

Imported from—	1914	1915	1916	1917	1918	Imported from—	1914	1915	1916	1917	1918
DRUGS, DYES, CHEMICALS AND MEDICINES—Continued.											
ROOTS, MEDICINAL, VIZ.: ALKANET, CRUDE, CRUSHED OR GROUND, ACONITE, CALUMBA, FOLIAE DIGITALIS, GENTIAN, GINSENG, JALAP, IPPECACU- ANHA, IRIS, ORRIS ROOT, LIQUORICE, SARSAPARILLA, SQUILLS, TARAXACUM, RHUBARB AND VALERIAN, UNGROUND. (Free.)											
United Kingdom.....	\$ 2,161	\$ 994	\$ 1,421	\$ 869	\$ 318	United States.....	\$ 24,462	\$ 15,256	\$ 20,865	\$ 30,287	\$ 29,736
British West Indies.....	24	317	845	1,748	437	Alaska.....	30,047	3			
Hong Kong.....	806				3,287	Total.....		18,944	23,804	34,643	33,794
Austria-Hungary.....			8	16	2	RECAPITULATION.					
China.....	1,847	2,009	108	1,723		British Empire.....	2,185	1,311	2,266	2,617	4,042
France.....	209		418			Foreign Countries.....	27,862	17,633	21,538	32,026	29,752
Germany.....	510	365									
Italy.....	20		77		14						
Japan.....											
Netherlands.....											
Spain.....	8										

SAFFRON, SAFFRON CAKE, SAFFLOWER, AND EXTRACTS OF. (Free.)

	Lb.	Lb.	Lb.	Lb.	Lb.		\$	\$	\$	\$	\$
United Kingdom.....	54	20	105	715	2	United Kingdom.....	308	180	105	171	10
Spain.....		10		3		Spain.....		97		22	
United States.....	1,261	241	337	289	706	United States.....	2,846	785	886	824	1,224
Total.....	1,315	271	442	1,007	708	Total.....	3,154	1,062	991	1,017	1,234
RECAPITULATION.						RECAPITULATION.					
British Empire.....	54	20	105	715	2	British Empire.....	308	180	105	171	10
Foreign Countries.....	1,261	251	337	292	706	Foreign Countries.....	2,846	882	886	846	1,224

SAL AMMONIAC. (Free.)

	Lb.	Lb.	Lb.	Lb.	Lb.		\$	\$	\$	\$	\$
United Kingdom.....	378,767	525,337	559,260	396,739	482,437	United Kingdom.....	20,670	25,755	31,734	27,715	41,378
Belgium.....	40,363	1,434				Belgium.....	1,891	51			
France.....	297,069	235,811	224		28	France.....	14,834	12,884			
Germany.....	68,573	185,272	367,464	377,366	590,594	Germany.....	4,117	11,644	22,140	24,976	44,958
United States.....						United States.....					
Total.....	734,772	948,128	926,724	774,105	1,073,051	Total.....	41,542	50,362	53,874	52,691	86,336
RECAPITULATION.						RECAPITULATION.					
British Empire.....	378,767	525,337	559,260	396,739	482,437	British Empire.....	20,670	25,755	31,734	27,715	41,378
Foreign Countries.....	406,005	422,791	367,464	377,366	590,594	Foreign Countries.....	20,872	24,607	22,140	24,976	44,958



No. 19—Imports for Consumption, by Articles and Countries, during Fiscal Years ended March 31, 1914-1918—*Con.*

Imported from—	1914	1915	1916	1917	1918	Imported from—	1914	1915	1916	1917	1918
<b>DRUGS, DYES, CHEMICALS AND MEDICINES—Continued.</b>											
<b>SODA, BICHLOROMATE OF. (Free.)</b>											
United Kingdom.....	Lb. 362,240	Lb. 457,201	Lb. 312,963	Lb. 415,722	Lb. 327,733	United Kingdom.....	\$ 19,662	\$ 21,628	\$ 32,434	\$ 115,041	\$ 68,796
France.....	4,460	23,550	.....	.....	.....	France.....	275	.....	.....	.....	.....
Germany.....	41,501	119,597	.....	830,303	832,719	Germany.....	2,373	1,187	.....	.....	.....
United States.....	249,989	.....	516,530	.....	.....	United States.....	10,483	6,192	73,204	221,989	146,373
Total.....	658,190	600,318	829,493	1,246,025	1,160,452	Total.....	32,793	29,007	105,638	337,030	215,169
<b>RECAPITULATION.</b>											
British Empire.....	362,240	457,201	312,963	415,722	327,733	British Empire.....	19,662	21,628	32,434	115,041	68,796
Foreign Countries.....	295,950	143,147	516,530	830,303	832,719	Foreign Countries.....	13,131	7,379	73,204	221,989	146,373
<b>SODA, BISULPHITE OF. (Free.)</b>											
United Kingdom.....	Lb. 72,307	Lb. 62,276	Lb. 81,118	Lb. 1,807	Lb. 4,480	United Kingdom.....	\$ 1,162	\$ 809	\$ 7,298	\$ 107	\$ 600
France.....	14,449	75,362	.....	.....	.....	France.....	2,270	1,396	.....	.....	.....
Germany.....	113,596	614,540	508,371	719,848	946,739	Germany.....	2,180	10,410	13,459	25,405	31,211
United States.....	573,691	.....	.....	.....	.....	United States.....	6,680	.....	.....	.....	.....
Total.....	774,213	752,378	649,489	721,655	951,219	Total.....	10,292	12,615	20,757	25,512	31,811
<b>RECAPITULATION.</b>											
British Empire.....	72,307	62,276	81,118	1,807	4,480	British Empire.....	1,162	809	7,298	107	600
Foreign Countries.....	701,906	690,102	568,371	719,848	946,739	Foreign Countries.....	9,130	11,806	13,459	25,405	31,211
<b>SODA, CAUSTIC, WHEN IN PACKAGES OF 25 LBS. AND OVER. (Free to July 1, 1914. Dutiable thereafter.)</b>											
United Kingdom.....	Lb. 4,358,471	Lb. 720,437	Lb. 49,154	Lb. 34,081	Lb. .....	United Kingdom.....	\$ 73,145	\$ 13,227	\$ 1,083	\$ 1,472	\$ .....
Hong Kong.....	13,588	180	.....	.....	.....	Hong Kong.....	492	6	.....	.....	.....
Belgium.....	10,062,350	15,403,219	9,504,345	13,407,830	12,729,745	Belgium.....	176,628	256,625	271,623	552,790	658,664
United States.....	.....	.....	.....	.....	.....	United States.....	.....	.....	.....	.....	.....
Total.....	14,374,679	16,123,836	9,553,499	13,441,911	12,729,745	Total.....	250,165	299,858	275,706	554,262	658,664
<b>RECAPITULATION.</b>											
British Empire.....	4,358,471	720,617	49,154	34,081	.....	British Empire.....	73,145	13,233	1,083	1,472	.....
Foreign Countries.....	10,016,208	15,403,219	9,504,345	13,407,830	12,729,745	Foreign Countries.....	177,020	256,625	274,623	552,790	658,664



SODA, CHLORATE OF. (Free.)

SODA, HYPOSULPHITE, WHEN IMPORTED BY TANNERS FOR USE IN THEIR OWN FACTORIES IN THE TANNING OF LEATHER. (Free.)

[illegible]

No. 19—Imports for Consumption, by Articles and Countries, during Fiscal Years ended March 31, 1914-1918—*Con.*

Imported from—	1914	1915	1916	1917	1918	Imported from—	1914	1915	1916	1917	1918
DRUGS, DYES, CHEMICALS AND MEDICINES—Continued.											
SODA, NITRATE OF, OR CUBIC NITRE. (Free.)											
United Kingdom.....	Lb. 480,966	Lb. 337,384	Lb.	Lb.	Lb.	United Kingdom.....	\$ 12,719	\$ 8,790	\$	\$	\$
Belgium.....	37,609	80,000				Belgium.....	2,023	1,879			
Chile.....	43,578,050					Chile.....	767,265		146,986	134,153	309,383
France.....	26,331	11,200	7,014,586	6,379,632	11,414,638	France.....	1,005	389			
Germany.....	229,774	101,493				Germany.....	8,568	3,836			
Norway.....	11,193	6,515				Norway.....	519	286			
United States.....	35,898,283	26,022,921	53,314,476	77,821,375	51,089,362	United States.....	826,277	566,219	1,423,607	2,399,425	2,332,807
Total.....	80,262,181	26,559,516	60,329,062	84,201,027	62,501,000	Total.....	1,618,376	581,399	1,570,593	2,533,578	2,642,190
RECAPITULATION.											
British Empire.....	480,966	337,384				British Empire.....	12,719	8,790			
Foreign Countries.....	79,781,215	26,222,132	60,329,062	84,201,027	62,501,000	Foreign Countries.....	1,605,657	572,609	1,570,593	2,533,578	2,642,190

SODA, NITRITE OF. (Free.)

United Kingdom.....	Lb. 7,211	Lb. 9,806	Lb. 7,989	Lb. 1,931	Lb.	United Kingdom.....	\$ 372	\$ 605	\$ 527	\$ 180	\$
France.....	4,378	8,120				France.....	208	319			
Germany.....			2,704			Germany.....			175		
Norway.....			2,063	45,880	42,271	Norway.....	23,117	8,579	211	3,427	8,908
United States.....	900,977	416,310				United States.....					
Total.....	912,566	434,236	12,846	47,811	42,271	Total.....	23,697	9,503	913	3,697	8,908
RECAPITULATION.											
British Empire.....	7,211	9,806	7,989	1,931		British Empire.....	372	605	527	180	
Foreign Countries.....	905,355	424,430	4,857	45,880	42,271	Foreign Countries.....	23,325	8,898	386	3,427	8,908

SODA, PEROXIDE OF. (Free.)

United Kingdom.....	Lb. 260	Lb.	Lb.	Lb.	Lb.	United Kingdom.....	\$ 50	\$	\$	\$	\$
Germany.....	72					Germany.....	29				
United States.....	25,399	22,892	17,359	15,830	40,424	United States.....	7,577	6,440	4,997	7,522	16,343
Total.....	25,471	23,152	17,359	15,830	40,424	Total.....	7,606	6,490	4,997	7,522	16,343
RECAPITULATION.											
British Empire.....	260					British Empire.....		50			
Foreign Countries.....	25,471	22,892	17,359	15,830	40,424	Foreign Countries.....	7,606	6,440	4,997	7,522	16,343

## SESSIONAL PAPER No. 10b

## SODA, PRUSSIAN AND SULPHITE OF.

United Kingdom.....	Lb.	33,994	Lb.	144,254	Lb.	232,846	Lb.	33,115	United Kingdom.....	\$	4,391	\$	51,241	\$	101,154	\$	7,269
Belgium.....	32,445								Belgium.....	2,907							
France.....	33,495								France.....	380							
Germany.....	11,000								Germany.....	15,361							
United States.....	79,942								United States.....	4,246							
Total.....	155,852								Total.....	10,864							
RECAPITULATION.																	
British Empire.....	42,415								British Empire.....	3,711							
Foreign Countries.....	113,437								Foreign Countries.....	7,153							
Total.....									Total.....								

## SODA, SAL. (Free.)

United Kingdom.....	Lb.	3,144,261	Lb.	1,551,950	Lb.	3,340,205	Lb.	105,984	United Kingdom.....	\$	17,044	\$	10,237	\$	22,875	\$	1,122
France.....	3,486,989								France.....	73							
Germany.....	12,320								Germany.....	200							
United States.....	56,000								United States.....	25							
Total.....	5,275,692								Total.....	37,880							
RECAPITULATION.																	
British Empire.....	8,818,681								British Empire.....	53,837							
Foreign Countries.....									Foreign Countries.....								
Total.....									Total.....								

## SODA, SULFATE OF, IN CRYSTALS OR IN SOLUTION. (Free.)

United Kingdom.....	Lb.	675,010	Lb.	569,728	Lb.	622,599	Lb.	737,144	United Kingdom.....	\$	6,728	\$	6,076	\$	8,054	\$	10,821
Belgium.....	873,629								Belgium.....	7,445							
France.....	4,675								France.....	49							
Germany.....	33,685								Germany.....	324							
United States.....	12,960,057								United States.....	75,713							
Total.....	13,872,046								Total.....	83,531							
RECAPITULATION.																	
British Empire.....	873,629								British Empire.....	7,445							
Foreign Countries.....	12,998,417								Foreign Countries.....	76,086							
Total.....									Total.....								





## SESSIONAL PAPER No. 10b

SPIRITS AND STRONG WATERS OF ANY KIND MIXED WITH ANY INGREDIENT OR INGREDIENTS, AND BEING KNOWN OR DESIGNATED AS ANODYNES, ELIXIRS, ESSENCES, EXTRACTS, LOTIONS, TINCTURES OR MEDICINES, OR ETHEREAL AND SPIRITUOUS FRUIT ESSENCES, N.O.P. (Dutiable.)

United Kingdom.....	Gal. 2,117	Gal. 1,708	Gal. 1,240	Gal. 1,055	Gal. 635	United Kingdom.....	\$ 17,045	\$ 14,069	\$ 10,756	\$ 14,037	\$ 10,308
Hong Kong.....	2,311	730	1,006	1,826	2,437	Hong Kong.....	337	1,123	1,439	3,083	5,103
Austria-Hungary.....	2					Austria-Hungary.....	10				
Belgium.....	11	9				Belgium.....	108	128			
China.....	128	108	50		31	China.....	119	69	66		62
France.....	684	264	215	257	187	France.....	7,009	3,341	3,599	4,464	4,527
Germany.....	113	69				Germany.....	898	706			
Greece.....	4					Greece.....	10				
Italy.....	2,745	1,627	1,565	879	198	Italy.....	8,063	4,415	4,362	2,488	517
Japan.....					3	Japan.....					6
Netherlands.....	16	4	9	43	23	Netherlands.....	174	51	72	499	365
Switzerland.....	11					Switzerland.....	31				
United States.....	2,703	2,043	2,226	1,721	2,703	United States.....	33,881	25,010	26,048	25,566	40,231
Total.....	8,831	6,566	6,311	5,781	6,237	Total.....	67,675	48,952	46,313	50,742	61,119
RECAPITULATION.						RECAPITULATION.					
British Empire.....	2,458	2,438	2,246	2,881	3,092	British Empire.....	17,382	15,192	12,195	17,725	15,411
Foreign Countries.....	6,423	4,128	4,065	2,900	3,145	Foreign Countries.....	50,293	33,760	34,118	33,017	45,708

## SULPHATE OF COPPER (BLUE VITRIOL). (Free.)

	Lb.	Lb.	Lb.	Lb.	Lb.		\$	\$	\$	\$	\$
United Kingdom.....	791,477	267,803	612,554	473,742	100	United Kingdom.....	38,432	11,817	45,067	50,480	18
Belgium.....	4,409	85				Belgium.....		207			
Germany.....						Germany.....		11			
Japan.....				10,053	133	Japan.....				1,005	18
United States.....	543,768	1,304,037	1,287,601	1,546,115	2,792,587	United States.....	27,952	58,543	95,554	189,413	251,499
Total.....	1,335,245	1,576,334	1,900,155	2,020,910	2,792,820	Total.....	66,384	70,578	140,621	240,898	254,535
RECAPITULATION.											
British Empire.....	791,477	267,803	612,554	473,742	100	British Empire.....	38,432	11,817	45,067	50,480	18
Foreign Countries.....	543,768	1,308,531	1,287,601	1,556,168	2,792,720	Foreign Countries.....	27,952	58,761	95,554	190,418	254,517

## SULPHATE OF IRON (COPPERAS). (Free.)

	Lb.	Lb.	Lb.	Lb.	Lb.		\$	\$	\$	\$
United Kingdom.....	225,217	78,006	159,181	13,523	2,824	United Kingdom.....	1,737	419	1,526	289
Germany.....	47,088	558	492,100	712,238	716,861	Germany.....	523	7	4,561	10,548
United States.....	530,122	660,279	492,100	712,238	716,861	United States.....	4,052	4,918	4,561	9,097
Total.....	822,427	738,813	651,281	725,761	719,685	Total.....	6,312	5,344	6,087	10,837
RECAPITULATION.						RECAPITULATION.				
British Empire.....	225,217	78,006	159,181	13,523	2,824	British Empire.....	1,737	419	1,526	289
Foreign Countries.....	597,210	660,837	492,100	712,238	716,861	Foreign Countries.....	4,575	4,925	4,561	10,548

No. 19—Imports for Consumption, by Articles and Countries, during Fiscal Years ended March 31, 1914-1918—*Con.*

Imported from—	1914	1915	1916	1917	1918	Imported from—	1914	1915	1916	1917	1918
DRUGS, DYES, CHEMICALS AND MEDICINES—Continued.											
SULPHURIC ETHER, CHLOROFORM AND SOLUTIONS OF PEROXIDE OF HYDROGEN. (Dutiable.)											
United Kingdom.....	\$ 27,706	\$ 29,105	\$ 11,511	\$ 23,007	\$ 5,875	RECAPITULATION. British Empire..... Foreign Countries.....	\$	\$	\$	\$	\$
Germany.....	3,821	1,856									
United States.....	31,711	36,353	64,766	119,689	108,038						
Total.....	66,238	67,314	70,277	142,696	113,913						
SURGICAL DRESSINGS, ANTISEPTIC, SUCH AS ABSORBENT COTTON, COTTON WOOL, LINT, LAMB'S WOOL, TOW, JUTE, GAUZE AND OAKUM, PREPARED FOR USE AS SURGICAL DRESSINGS, PLAIN OR MEDICATED. (Dutiable.)											
United Kingdom.....	\$ 75,281	\$ 65,039	\$ 45,789	\$ 41,542	\$ 58,244	RECAPITULATION. Switzerland..... United States..... Total.....	\$ 72	\$ 110	\$	\$	\$
Austria-Hungary.....	70						102,214	185,698	251,899	268,752	318,738
Belgium.....		131									
China.....			17								
France.....		128	148	62	36						
Germany.....	3,768	114				RECAPITULATION. British Empire..... Foreign Countries.....		251,463	297,941		
Japan.....	139	30	88	246	222						
Netherlands.....		213									
Total.....											
TARTARIC ACID CRYSTALS. (Free.)											
United Kingdom.....	Lb. 68,721	Lb. 67,381	Lb. 155,036	Lb. 152,234	Lb. 194,214	RECAPITULATION. United Kingdom..... France..... Germany..... Italy..... United States..... Total.....	\$ 16,315	\$ 19,771	\$ 55,777	\$ 91,297	\$ 113,827
France.....	71,914	71,429	5,380	4,412	10,789		17,081	16,561	1,337	2,899	3,888
Germany.....	184,700	44,952					42,833	11,045		29,484	47,195
Italy.....	2,240			53,714	82,718		329				
United States.....	3,791	53,376	178,152	105,682	95,596		912	20,575	69,310	54,494	51,228
Total.....	330,666	237,138	338,568	316,012	383,257		77,170	67,952	126,424	178,274	216,138
RECAPITULATION.											
British Empire.....	68,721	67,381	155,036	152,234	194,214	RECAPITULATION. British Empire..... Foreign Countries.....	16,315	19,771	55,777	91,297	113,827
Foreign Countries.....	261,945	169,757	183,532	163,908	189,043			48,181	70,447	86,977	102,311

## SESSIONAL PAPER No. 106

## TERRA JAPONICA, GAMBIER OR CUTCH. (Free.)

United Kingdom.....	Lb.	Lb.	Lb.	Lb.	Lb.	United Kingdom.....	\$	\$	\$	\$	\$	\$
British East Indies—	103,539	93,300	115,892	132,122	65,495	British East Indies—	4,457	6,338	9,257	13,357	6,381	
Straits Settlements.....	4,439	74,194	8,775	106,722	31,244	Straits Settlements.....	157	3,491	746	13,767	3,423	
Other.....	7,000	4,480	12,203	13,500	28,000	Other.....	315	164	486	1,000	1,975	
Newfoundland.....	200				700	Newfoundland.....	10				39	
China.....			30			China.....			3			
Japan.....				43		Japan.....						
United States.....	2,386,510	2,709,733	1,204,177	595,922	714,033	United States.....	73,212	85,900	61,337	45,757	56,270	
Total.....	2,501,688	2,881,707	1,341,077	908,309	839,472	Total.....	78,181	95,893	71,829	73,886	68,088	
RECAPITULATION.												
British Empire.....	115,178	171,974	136,870	312,844	125,439	British Empire.....	4,969	9,993	10,489	28,124	11,818	
Foreign Countries.....	2,386,510	2,709,733	1,204,207	595,965	714,033	Foreign Countries.....	73,212	85,900	61,340	45,762	56,270	

## THORIUM NITRATE. (Dutiable.)

	\$	\$	\$	\$	\$	\$	\$	\$	\$	\$	\$	\$	\$
United Kingdom.....						RECAPITULATION.							
United States.....						British Empire.....							
Total.....						Foreign Countries.....							

## TONQUIN BEANS, CRUDE ONLY. (Free.)

	Lb.	Lb.	Lb.	Lb.	Lb.	\$	\$	\$	\$	\$	\$
United Kingdom.....	703	1,262	1,545	803	1,977	United Kingdom.....					
United States.....				302		United States.....			1,168	1,776	1,615
Venezuela.....						Venezuela.....					669
Total.....	703	1,262	1,545	1,105	1,977	Total.....			1,168	1,776	269
RECAPITULATION.											
British Empire.....						British Empire.....					
Foreign Countries.....	703	1,262	1,545	1,105	1,977	Foreign Countries.....			1,168	1,776	938
											1,541

## TURMERIC. (Free.)

United Kingdom.....	Lb.	Lb.	Lb.	Lb.	Lb.	United Kingdom.....	\$	\$	\$	\$	\$
British East Indies—	4,548	3,782	9,238	42,510	7,899	British East Indies—	248	201	631	3,908	990
India.....	3,000	6,720	.....	.....	2,596	India.....	168	297	.....	.....	310
Germany.....	13,985	.....	.....	.....	.....	Germany.....	817	.....	.....	.....	.....
United States.....	30,845	34,992	83,380	95,822	70,266	United States.....	1,947	2,009	5,027	9,408	7,129
Total.....	52,378	45,494	92,618	138,332	80,761	Total.....	3,180	2,507	5,658	13,316	8,429
RECAPITULATION.						RECAPITULATION.					
British Empire.....	7,548	10,502	9,238	42,510	10,495	British Empire.....	416	498	631	3,908	1,300
Foreign Countries.....	44,830	34,992	83,380	95,822	70,266	Foreign Countries.....	2,764	2,009	5,027	9,408	7,129





## SESSIONAL PAPER No. 106

## VERDIGRIS, OR SUB-ACETATE OF COPPER, DRY. (Free.)

	Lb.	Lb.	Lb.	Lb.	Lb.	Lb.	\$	\$	\$	\$
United Kingdom.....	252	.....	.....	.....	.....	.....	47	.....	136	.....
France.....	.....	1,386	110	.....	.....	.....	130	.....	19	.....
United States.....	691	2,752	8,581	2,575	2,202	.....	.....	720	3,409	1,130
Total.....	943	4,138	9,191	2,575	2,202	.....	177	927	3,564	1,130
RECAPITULATION.										
British Empire.....	252	.....	500	.....	.....	.....	47	.....	136	.....
Foreign Countries.....	691	4,138	8,691	2,575	2,202	.....	130	927	3,428	1,130

## WINES, MEDICINAL OR MEDICATED, CONTAINING NOT MORE THAN 40 PER CENT OF PROOF SPIRIT. (Datable.)

	Gal.	Gal.	Gal.	Gal.	Gal.	Gal.	\$	\$	\$	\$	\$
United Kingdom.....	2,450	2,928	8,572	21,201	1,334	.....	8,577	11,733	32,150	68,737	4,771
British Oceania—											
Australia.....	210	85	60	50	.....	.....	593	228	171	140	.....
British West Indies.....	.....	7	6	.....	1	.....	.....	.....	11	.....	.....
Hong Kong.....	13	387	.....	6	.....	.....	24	715	77	13	6
Austria-Hungary.....	.....	.....	.....	.....	.....	.....	.....	.....	.....	.....	.....
China.....	9	.....	31	.....	.....	.....	16	9	21	.....	.....
France.....	15,117	11,573	9,178	8,387	5,618	.....	31,372	24,048	17,775	17,356	11,871
St. Pierre and Miquelon.....	.....	.....	.....	.....	.....	.....	.....	.....	.....	7	.....
Germany.....	10	2	.....	.....	36	.....	71	10	.....	.....	108
Italy.....	267	107	100	40	.....	.....	366	222	340	112	.....
Portugal.....	.....	168	68	.....	2	.....	.....	.....	320	.....	9
Spain.....	.....	14	6	24	.....	.....	.....	70	9	51	3
Turkey.....	1	.....	.....	.....	.....	.....	12	.....	.....	.....	.....
United States.....	591	505	354	93	6,708	.....	1,498	1,779	844	253	6,563
Total.....	18,668	15,700	18,426	29,810	13,701	.....	42,529	33,795	51,621	86,699	23,331
RECAPITULATION.											
British Empire.....	2,660	3,020	8,699	21,257	1,335	.....	9,170	11,972	32,400	68,800	4,777
Foreign Countries.....	16,008	12,680	9,727	8,553	12,366	.....	33,359	26,823	19,212	17,899	18,554

## ZINC DUST. (Free.)

	Lb.	Lb.	Lb.	Lb.	Lb.	Lb.	\$	\$	\$	\$	\$
United Kingdom.....	600	.....	.....	.....	.....	.....	58	1,749	24	.....	.....
Belgium.....	13,160	15,960	.....	.....	.....	.....	686	569	.....	.....	.....
Germany.....	34,287	11,000	.....	.....	.....	.....	1,863	1,326	.....	.....	.....
Japan.....	.....	22,057	.....	.....	.....	.....	.....	.....	.....	.....	26,888
United States.....	309,530	344,822	568,951	440,230	329,182	.....	19,916	34,660	91,483	106,745	55,181
Total.....	357,577	393,839	569,175	668,897	504,142	.....	22,553	38,304	91,507	154,224	82,069
RECAPITULATION.											
British Empire.....	600	.....	224	.....	.....	.....	58	1,749	24	.....	.....
Foreign Countries.....	356,977	377,879	568,951	668,897	504,142	.....	22,495	36,555	91,483	154,224	82,069



## SESSIONAL PAPER No. 10b

British Guiana.....	150,495	497,786	472,211	1,065,953	352,028	Netherlands.....	46,135	13,170	10,730	5,742	1,782
British Honduras.....	33,201	507	171	896	3,275	Norway.....	20,492	19,933	54,342	74,643	31,644
British Oceania—						Persia.....	1		3,879	33,617	36,833
Australia.....						Portugal.....					2,471
Fiji.....						Russia.....	453	1,508	791		465
New Zealand.....	10,138	2,170	9,173	15,866	21,703	Spain.....	353	11,251	17,537	337	
British West Indies.....	4,769	1,631	6,593	9,931	7,435	Sweden.....	1,108	3,251	202		84
Egypt and Sudan.....	11,038	18,153	801	25,876	44,937	Switzerland.....	56,319	51,610	58,848	76,293	140,939
Hong Kong.....	30	1	25	4,180		Turkey.....	103,065	97,691	37,573		
Newfoundland.....			90,007	34,779	19,878	United States.....	7,927,965	8,449,308	12,955,876	21,075,826	21,330,054
Argentina Republic.....	21,076	9,570	203			Alaska.....	8,259	18,637		269	
Austria-Hungary.....	173,297	72,295	146,986	134,153	309,383	Total.....	14,638,289	13,449,067	17,094,925	27,600,213	26,522,172
Belgium.....	767,265	6,259	7,745	12,102	52,498	RECAPITULATION.					
Chile.....	4,720	75	80	187		British Empire.....	3,201,277	2,878,322	3,034,277	4,873,226	3,636,024
China.....	375					Foreign Countries.....	11,437,012	10,570,745	14,060,648	22,726,937	22,886,148
Denmark.....	829	216			359,666						
Egypt and Sudan.....	583,640	483,554	444,540	532,751	505						
France.....		663									
French Africa.....											

EARTHENWARE AND CHINAWARE. (See also "BRICKS", Etc.)  
BROWN OR COLOURED EARTHEN AND STONEWARE AND ROCKINGHAM WARE. (Dutiable.)

United Kingdom.....	\$ 21,501	\$ 18,467	\$ 13,830	\$ 39,819	\$ 32,509	Mexico.....	\$	\$	\$	\$	\$ 23
Hong Kong.....	25	74	41	151	346	Netherlands.....	50	4	32	824	215
Austria-Hungary.....	634					United States.....	51,585	44,037	79,170	101,230	81,205
Belgium.....	10					Total.....	74,490	63,313	93,620	147,062	119,322
China.....	13		321	456	8	RECAPITULATION.					
France.....	169	56	70	182		British Empire.....	21,536	18,541	13,871	39,970	32,855
Germany.....	364	76			77	Foreign Countries.....	52,964	44,772	79,749	107,092	86,467
Italy.....	97		32								
Japan.....	42	619	124	4,400	4,939						

## CHINAWARE, TO BE SILVER-MOUNTED, IMPORTED BY MANUFACTURERS OF SILVERWARE. (Dutiable.)

United Kingdom.....	\$ 1,217	\$ 37	\$ 5,437	\$ 315	\$	RECAPITULATION.	\$	\$	\$	\$	\$
France.....	15	597				British Empire.....	1,217	37	5,437	315	
United States.....	357	116	239			Foreign Countries.....	372	713	239		
Total.....	1,589	750	5,676	315							

No. 19—Imports for Consumption, by Articles and Countries, during Fiscal Years ended March 31, 1914-1918—*Con.*

Imported from—	1914	1915	1916	1917	1918	Imported from—	1914	1915	1916	1917	1918
EARTHENWARE AND CHINAWARE—Continued.											
CHINA AND PORCELAIN WARE, N.O.P. (Dutiable.)											
United Kingdom.....	\$ 15,949	\$ 8,377	\$ 6,507	\$ 5,618	\$ 12,073	Norway.....	\$	\$	\$	\$	\$
Hong Kong.....	312	84	51	852	20	Portugal.....	12	52	.....	.....	.....
Austria-Hungary.....	449	181	7	.....	45	United States.....	11,592	10,544	5,980	7,857	10,580
China.....	7	34	6	402	.....	Total.....	40,160	26,149	19,052	16,935	28,714
France.....	1,142	302	.....	.....	.....	RECAPITULATION.					
Germany.....	7,184	3,563	.....	.....	.....	British Empire.....	16,261	8,401	6,558	6,470	12,093
Italy.....	529	.....	.....	.....	.....	Foreign Countries.....	23,899	17,688	12,404	10,465	16,621
Japan.....	2,956	2,827	6,441	2,608	5,644						
Netherlands.....	28	185	.....	.....	.....						

C. C. OR CREAM-COLOURED WARE, DECORATED, PRINTED OR SPONGED, AND ALL EARTHENWARE N.O.P. (Dutiable.)

United Kingdom.....	\$ 174,499	\$ 96,643	\$ 85,861	\$ 100,903	\$ 127,815	Japan.....	\$ 11,214	\$ 7,921	\$ 4,951	\$ 6,383	\$ 12,310
British West Indies.....	856	239	101	306	645	Netherlands.....	1,724	626	625	70	.....
Hong Kong.....	2,318	1,040	.....	.....	.....	Norway.....	22	.....	.....	.....	.....
Austria-Hungary.....	544	67	.....	.....	.....	Switzerland.....	3	.....	.....	.....	.....
Belgium.....	478	264	469	28	42	United States.....	46,414	34,995	35,077	79,058	79,994
China.....	186	.....	.....	.....	.....	Total.....	264,519	151,207	127,694	187,761	221,123
Egypt and Sudan.....	2,646	2,439	549	408	317	RECAPITULATION.					
France.....	1	.....	1	.....	.....	British Empire.....	175,355	96,889	86,022	101,214	128,460
St. Pierre and Miquelon.....	23,333	6,684	.....	.....	.....	Foreign Countries.....	89,164	54,318	41,672	86,547	92,663
Germany.....	251	282	.....	.....	.....						
Italy.....	.....	.....	.....	.....	.....						

DEMJOHNS, CHURNS OR CROCKS. (Dutiable.)

United Kingdom.....	\$ 2,127	\$ 1,502	\$ 179	\$ 2,547	\$ 1,944	United States.....	\$ 27,993	\$ 23,622	\$ 10,693	\$ 15,589	\$ 53,543
Hong Kong.....	.....	2	3	42	.....	Total.....	30,215	25,145	10,900	18,365	55,487
Austria-Hungary.....	57	.....	25	.....	.....	RECAPITULATION.					
China.....	.....	.....	.....	.....	.....	British Empire.....	2,127	1,504	182	2,580	1,944
France.....	8	.....	.....	.....	.....	Foreign Countries.....	28,088	23,641	10,718	15,776	53,543
Germany.....	30	19	.....	187	.....						
Netherlands.....	.....	.....	.....	.....	.....						



## SESSIONAL PAPER No. 10b

TABLE-WARE OF CHINA, PORCELAIN, WHITE GRANITE OR IRONSTONE-WARE. (Dutiable.)

United Kingdom.....	1,425,593	\$	870,880	\$	782,339	\$	1,308,830	\$	1,482,787	Japan.....	\$	82,712	\$	63,256	\$	96,900	\$	231,232	\$	294,455
British East Indies—	3									Netherlands.....		3,337		4,757		4,801		28,641		17,119
India.....			24							Norway.....		8		34						
British West Indies.....				138						Spain.....		51		89		58				
Egypt and Sudan.....	2,824		2,298	2,128						Sweden.....		51		130		769				
Hong Kong.....	71,060		25,080	2,115		3,141		3,977		Switzerland.....		10								
Austria-Hungary.....	4,217		67	27						Turkey.....		24								
Belgium.....	330		849							United States.....		40,871		28,444		37,810		88,630		74,454
China.....	849		212	39						Total.....		2,071,005		1,264,930		1,028,248		1,758,565		1,967,991
Denmark.....	214		80	45		141														
Egypt and Sudan.....			39																	
France.....	180,199		143,604	102,880		97,248		95,199												
Germany.....	258,702		121,970	3						RECAPITULATION.										
St. Pierre and Miquelon.....										British Empire.....		1,428,420		873,191		784,662		1,311,974		1,486,764
Greece.....	36									Foreign Countries.....		642,585		391,736		243,586		446,621		481,227
Italy.....	614		2,437	72		900														

TILES OR BLOCKS OF EARTHENWARE OR STONE PREPARED FOR MOSAIC FLOORING. (Dutiable.)

[illegible]

TTILES, EARTHIENWARE, N.O.P. (Dutiable.)

[illegible]

No. 19—Imports for Consumption, by Articles and Countries, during Fiscal Years ended March 31, 1914-1918—*Con.*

Imported from—	1914	1915	1916	1917	1918	1915	1916	1917	1918
EARTHENWARE AND CHINAWARE—Concluded.									
OTHER MANUFACTURES OF EARTHENWARE, N.O.P. (Dutiable.)									
United Kingdom.....	\$ 56,505	\$ 65,985	\$ 19,843	\$ 30,402	\$ 24,713	\$	\$	\$	\$
British East Indies—	2					606	132	170	52
Hong Kong.....	133	279	276	96	130				
India.....	283	601							
Austria-Hungary.....	95	136				142,597	42,061	110,447	59,566
Belgium.....	655								
Brazil.....						218,237	67,575	147,310	87,965
China.....	76	278	9	3	173				
France.....	2,484	1,325	241	153					
Germany.....	9,394	10,474				56,640	20,119	30,498	24,833
Italy.....	103	136				161,597	47,456	116,812	63,132
Japan.....	5,507	1,341	5,013	6,030	3,341				
Total.....									
RECAPITULATION.									
British Empire.....									
Foreign Countries.....									
United Kingdom.....	\$ 1,873,599	\$ 1,133,332	\$ 950,944	\$ 1,534,206	\$ 1,724,447	\$ 102,431	\$ 113,777	\$ 250,743	\$ 320,703
British East Indies—	3					6,054	5,089	29,901	75
India.....	2	26	128	4,591	5,108	42	31		17,334
Egypt and Sudan.....			2,727						
Hong Kong.....	1,150	2,968				2	52		
Austria-Hungary.....	74,350	27,190	27			56	89		
Belgium.....	5,151	872				130	38		
Brazil.....	655					24	709		
China.....	1,104	1,425	1,043	526	260				
Denmark.....	214	80	45	141					
Egypt and Sudan.....	186	38							
France.....	189,387	149,062	103,815	97,991	95,926	571,312	297,276	470,537	398,846
St. Pierre and Miquelon.....	299,962	143,097	4						
Germany.....	36								
Greece.....	1,771	3,463	451	600	77	3,131,305	1,476,753	2,389,326	2,562,776
Italy.....									
Total.....									
RECAPITULATION.									
British Empire.....									
Foreign Countries.....									
United Kingdom.....	\$ 205	\$ 79	\$ 9	\$ 19	\$ 4	\$	\$	\$	\$
Spain.....		68							
United States.....	5,724	4,159	1,180	3,706	4,116	6	79	9	4
Total.....	5,935	4,306	1,179	3,725	4,120	5,929	1,180	3,725	4,116
EARTHIS, CRUDE ONLY. (Free.)									
United Kingdom.....	\$ 6	\$ 79	\$ 9	\$ 19	\$ 4	\$	\$	\$	\$
Germany.....	205	68							
Spain.....									
United States.....	5,724	4,159	1,180	3,706	4,116	6	79	9	4
Total.....	5,935	4,306	1,179	3,725	4,120	5,929	1,180	3,725	4,116

## SESSIONAL PAPER No. 106

## ELASTIC, ROUND OR FLAT, INCLUDING GARTER ELASTIC. (Dutiable.)

United Kingdom.....	\$ 118,917	\$ 113,341	\$ 91,449	\$ 116,806	\$ 88,029						\$
France.....	68	241	215	.....	.....	.....	.....	.....	.....	.....	
Germany.....	11	337	.....	.....	.....	.....	.....	.....	.....	.....	
Japan.....	.....	.....	.....	.....	89	.....	.....	.....	.....	.....	
Switzerland.....	.....	404	.....	.....	.....	.....	.....	.....	.....	.....	88,029
United States.....	29,253	19,983	34,963	66,571	66,111	.....	.....	.....	.....	.....	66,200
Total.....	148,249	134,306	126,627	183,377	154,229						

## RECAPITULATION.

British Empire..... 118,917  
Foreign Countries..... 29,332

## ELECTRIC APPARATUS.

BATTERY JARS OF GLASS AND ARTICLES OF HARD RUBBER IMPORTED BY MANUFACTURERS FOR USE ONLY IN THEIR OWN FACTORIES  
IN THE MANUFACTURE OF ELECTRIC STORAGE BATTERIES. (Dutiable.)

United Kingdom.....	\$	\$	\$	\$ 1,146	\$ 567						\$
United States.....	.....	.....	.....	3,851	28,167	.....	.....	.....	.....	.....	
Total.....	.....	.....	.....	4,997	28,734						

## RECAPITULATION.

British Empire..... 1,146  
Foreign Countries..... 28,167

## CARBON ELECTRODES OVER 35 INCHES IN CIRCUMFERENCE. (Dutiable.)

United Kingdom.....	\$	\$	\$	\$	\$						\$
United States.....	.....	2,736	4,003	19,378	21,490	.....	.....	.....	.....	.....	
Total.....	.....	2,736	4,003	19,378	21,490						

## RECAPITULATION.

British Empire.....  
Foreign Countries..... 2,736

## CARBONS OVER SIX INCHES IN CIRCUMFERENCE. (Free.)

United Kingdom.....	\$ 4	\$	\$	\$	\$						\$
United States.....	299,400	.....	.....	.....	.....	.....	.....	.....	.....	.....	
Total.....	299,404	.....	.....	.....	.....						

## RECAPITULATION.

British Empire.....  
Foreign Countries..... 299,400

## CARBONS OVER 3 INCHES IN CIRCUMFERENCE AND NOT EXCEEDING 35 INCHES. (Free.)

United Kingdom.....	\$	\$ 307	\$	\$	\$						\$
United States.....	.....	222,987	294,561	373,467	593,003	.....	.....	.....	.....	.....	
Total.....	.....	223,294	294,561	373,467	593,003						

## RECAPITULATION.

British Empire..... 307  
Foreign Countries..... 222,987

No. 19—Imports for Consumption, by Articles and Countries, during Fiscal Years ended March 31, 1914-1918—*Con.*

Imported from—	1914	1915	1916	1917	1918	Imported from—	1914	1915	1916	1917	1918
ELECTRIC APPARATUS—Concluded.											
CARBONS, ELECTRIC LIGHT, AND CARBON POINTS OF ALL KINDS, N.O.P. (Dutiable.)											
United Kingdom.....	\$ 5,397	\$ 1,032	\$ 67	\$ 155	\$ 17	Switzerland.....	\$ 2,491	\$ 306	\$ 1,776	\$	\$
Austria-Hungary.....	564	349				United States.....	39,333	36,112	49,802	65,916	50,729
Belgium.....	222					Total.....	88,844	44,368	51,719	66,071	50,746
France.....	633	6,305	74			RECAPITULATION.					
Germany.....	40,204	3				British Empire.....	5,397	1,032	67	155	7
Japan.....		261				Foreign Countries.....	83,447	43,336	51,652	65,916	50,729
Spain.....											
ELECTRIC MOTORS, GENERATORS AND DYNAMOS. (Dutiable.)											
United Kingdom.....	\$ 136,367	\$ 174,937	\$ 35,390	\$ 65,927	\$ 21,504	Switzerland.....	\$ 623	\$ 222	\$ 191	\$	\$
Newfoundland.....		15			200	United States.....	1,511,662	1,145,738	863,128	1,397,483	1,893,604
Austria-Hungary.....	46					Total.....	1,807,234	1,349,486	901,158	1,466,375	1,917,801
Belgium.....	1,771					RECAPITULATION.					
Denmark.....	116	66			60	British Empire.....	136,367	174,932	35,390	65,927	21,704
France.....	3,661	2,196				Foreign Countries.....	1,670,867	1,174,554	863,768	1,400,443	1,896,157
Germany.....	14,460	1,418	8								
Italy.....	8,593	869	566	2,965	2,493						
Sweden.....	102,352	24,055	1,875								
FUSE HEADS OF METAL FOIL AND CARDBOARD, WHEN IMPORTED BY MANUFACTURERS OF ELECTRIC FUSES, FOR USE IN THEIR OWN FACTORIES IN THE MANUFACTURE OF SUCH FUSES. (Free.)											
United Kingdom.....	\$	\$	\$	\$	\$	RECAPITULATION.					
United States.....		14		60		British Empire.....					
Total.....		14		60		Foreign Countries.....		14		60	
INCANDESCENT LAMP BULBS AND GLASS TUBING FOR USE IN THE MANUFACTURE OF INCANDESCENT LAMPS AND MANTLE STOCKINGS FOR GAS LIGHT. (Dutiable.)											
United Kingdom.....	\$	\$	\$	\$	\$	RECAPITULATION.					
Austria-Hungary.....	1,491	1,396				United States.....	110,084	54,419	61,741	115,371	232,530
Belgium.....	14,175	10,344				Total.....	131,565	71,765	62,753	116,806	233,782
France.....	40					RECAPITULATION.					
Germany.....	1,824	1,372	954	1,425	1,206	British Empire.....	1,491	1,396			
	3,951	4,234	58	10	46	Foreign Countries.....	130,074	70,369	62,753	116,806	233,782



SESSIONAL PAPER No. 106

OTHER ELECTRIC APPARATUS, N.O.P., INSULATORS OF ALL KINDS AND SOCKETS, ETC., AND ELECTRIC GALVANIC BATTERIES, TELEGRAPH AND TELEPHONE INSTRUMENTS. (Dutiable.)

United Kingdom.....	\$ 809,169	\$ 537,526	\$ 207,276	\$ 109,472	\$ 92,978	Sweden.....	\$ 80,121	\$ 41,259	\$ 2,825	\$ 3,012	\$ 1,822
British West Indies.....	155	80	142	7	0	Switzerland.....	3,128	1,978	9	277	277
Newfoundland.....	6,828	2,680	142	7	0	United States.....	5,514,765	3,676,376	3,366,861	4,173,816	8,090,801
Austria-Hungary.....	1,545	300	.....	.....	.....	Venezuela.....	.....	.....	.....	385	.....
Belgium.....	1,545	132	.....	.....	.....	Total.....	6,597,267	4,344,026	3,551,912	4,295,336	8,200,047
Denmark.....	5,642	132	.....	.....	.....	RECAPITULATION.	.....	.....	.....	.....	.....
France.....	28,730	9,537	1,744	1,932	4,058	British Empire.....	809,324	537,615	207,418	109,479	92,994
Germany.....	141,167	67,352	2,841	5,556	193	Foreign Countries.....	5,787,943	3,806,411	3,374,494	4,183,857	8,107,053
Italy.....	5,456	7,726	214	879	10,175	.....	.....	.....	.....	.....	.....
Japan.....	475	90	.....	.....	.....	.....	.....	.....	.....	.....	.....
Netherlands.....	56	.....	.....	.....	.....	.....	.....	.....	.....	.....	.....

RECAPITULATION—ELECTRIC APPARATUS. (Dutiable and Free.)

United Kingdom.....	\$ 952,423	\$ 715,193	\$ 242,733	\$ 176,700	\$ 115,066	Spain.....	\$ 183,473	\$ 231	\$ 4,700	\$ 5,977	\$ 4,315
British West Indies.....	155	104	142	7	0	Switzerland.....	6,242	1,978	9	277	277
Newfoundland.....	21,613	13,353	.....	.....	.....	United States.....	7,505,244	5,137,352	4,640,096	6,149,342	10,910,324
Austria-Hungary.....	3,578	300	.....	.....	.....	Venezuela.....	.....	.....	.....	385	.....
Belgium.....	5,758	199	.....	.....	.....	Total.....	8,924,314	6,035,639	4,896,106	6,342,490	11,045,663
Denmark.....	34,851	13,105	2,698	3,357	5,264	RECAPITULATION.	.....	.....	.....	.....	.....
France.....	199,762	79,309	2,140	10	214	British Empire.....	952,583	715,302	242,875	176,707	115,282
Germany.....	10,679	8,535	3,407	5,556	59	Foreign Countries.....	7,971,731	5,320,337	4,633,231	6,163,783	10,930,381
Italy.....	475	93	214	879	10,175	.....	.....	.....	.....	.....	.....
Japan.....	56	.....	.....	.....	.....	.....	.....	.....	.....	.....	.....
Netherlands.....	.....	.....	.....	.....	.....	.....	.....	.....	.....	.....	.....

EXPLOSIVES.

BLASTING AND MINING POWDER. (Dutiable.)

United Kingdom.....	Lb. 280,200	Lb. 134,800	Lb. 72,230	Lb. 1,162	Lb. 100	United Kingdom.....	\$ 28,294	\$ 14,233	\$ 3,260	\$ 160	\$ 29
British Empire.....	54,330	13,325	.....	.....	.....	United States.....	3,732	1,551	3,260	160	29
Foreign Countries.....	.....	.....	.....	.....	.....	Total.....	32,026	15,784	3,260	160	29
Total.....	334,530	148,125	72,230	1,162	100	RECAPITULATION.	.....	.....	.....	.....	.....
RECAPITULATION.	.....	.....	.....	.....	.....	British Empire.....	28,294	14,233	3,260	160	29
.....	.....	.....	.....	.....	.....	Foreign Countries.....	3,732	1,551	3,260	160	29

FIREWORKS, FIRECRACKERS AND TORPEDOES, ALL KINDS. (Dutiable.)

United Kingdom.....	\$ 4,844	\$ 1,792	\$ 2,556	\$ 68	\$ 268	United States.....	\$ 16,105	\$ 12,902	\$ 14,006	\$ 17,215	\$ 27,927
Hong Kong.....	2,026	6,038	3,706	4,937	4,288	Total.....	28,727	24,670	24,268	24,474	37,624
China.....	5,562	3,412	3,756	2,254	5,517	RECAPITULATION.	.....	.....	.....	.....	.....
France.....	4	49	.....	.....	.....	British Empire.....	6,870	7,530	6,262	5,005	4,556
Germany.....	180	473	220	180	8	Foreign Countries.....	21,857	16,840	18,006	19,469	33,068
Mexico.....	10	.....	.....	.....	.....	.....	.....	.....	.....	.....	.....
Spain.....	.....	.....	24	.....	16	.....	.....	.....	.....	.....	.....





No. 19—Imports for Consumption, by Articles and Countries, during Fiscal Years ended March 31, 1914-1918—*Con.*

Imported from—	1911	1915	1916	1917	1918	Imported from—	1914	1915	1916	1917	1918
FANCY GOODS—Continued.											
BEAD ORNAMENTS. (Dutiable.)											
United Kingdom.....	\$ 7,034	\$ 4,471	\$ 2,540	\$ 2,420	\$ 2,792	Netherlands.....	\$ 11				\$
British Oceania—						Sweden.....	33				
Australia.....	25					Switzerland.....	4,963	7,984	8,003	12,927	144
British West Indies.....			54		65	United States.....					27,215
Hong Kong.....	22	12	2	6		Total.....	18,478	15,492	12,541	17,965	37,357
Austria-Hungary.....	251	171				RECAPITULATION.					
Belgium.....	131	131	63			British Empire.....	7,081	4,483	2,596	2,426	2,857
Denmark.....	9	1,247	1,822	2,309	7,265	Foreign Countries.....	11,397	11,009	9,945	15,539	34,500
France.....	2,910	1,172									
Germany.....	3,182	284									
Italy.....	90	17	57	159	20						
Japan.....	18										

BOXES, FANCY, ORNAMENTAL CASES AND WRITING DESKS. (Dutiable.)

United Kingdom.....	\$ 142,356	\$ 83,487	\$ 56,153	\$ 69,601	\$ 47,962	Norway.....	\$ 223				\$
British East Indies—						Portugal.....	309	448	79	50	161
India.....	119					Spain.....	1				
British West Indies.....		21				Sweden.....	11	10		9	
Hong Kong.....	145	85	26	69	79	Switzerland.....	582	196	69	87	189
Newfoundland.....	10					Turkey.....	769	2			
Austria-Hungary.....	1,587	506				United States.....	123,985	96,731	121,859	199,532	218,427
Belgium.....	771	357				Hawaii.....	2				
China.....	135	16	35	12		Total.....	369,951	215,105	185,747	282,561	283,117
Cuba.....	10					RECAPITULATION.					
Egypt and Sudan.....	3					British Empire.....	142,630	83,293	56,179	69,670	47,741
France.....	10,254	4,444	2,549	2,102	3,348	Foreign Countries.....	227,321	131,812	129,568	212,891	235,376
Germany.....	81,956	23,319	59								
Italy.....	3										
Japan.....	6,725	5,780	4,918	11,099	13,240						
Mexico.....					9						

BRAIDS, CORDS, FRINGES, TASSELS. (Dutiable.)

United Kingdom.....	\$ 158,727	\$ 123,193	\$ 47,001	\$ 49,088	\$ 21,321	Switzerland.....	\$ 3,324	\$ 1,374	\$ 1,157	\$ 485	\$ 154
Hong Kong.....	44	56	29	87	65	Turkey.....	167,765	131,616	179,467	273,330	241,717
Austria-Hungary.....	5,481	1,131				United States.....					



## SESSIONAL PAPER No. 10b

Belgium.....	2,999	1,716	170	Philippine Islands.....	86		
China.....				Total.....	456,007	306,790	243,351
France.....	33,750	23,627	14,755	RECAPITULATION.			
Germany.....	77,044	23,475	189	British Empire.....	158,771	123,249	47,030
Italy.....	618	85	320	Foreign Countries.....	297,236	183,541	196,321
Japan.....	168	3	58				
Netherlands.....			514				
Russia.....		594	53				

## CASES FOR JEWELLERY, WATCHES, SILVERWARE, PLATED WARE AND CUTLERY. (Dutiable.)

United Kingdom.....	\$ 11,745	\$ 8,356	\$ 3,894	United States.....	\$ 24,224	\$ 8,553	\$ 16,794	\$ 58,308	\$ 58,784
Austria-Hungary.....	9			Total.....	73,438	32,385	20,758	68,227	67,302
France.....	421		13	RECAPITULATION.					
Germany.....	36,332	15,377	8	British Empire.....	11,745	8,356	3,894	9,658	8,115
Japan.....	92		49	Foreign Countries.....	61,693	24,029	16,864	58,569	59,187
Switzerland.....	15	99							

## FANS. (Dutiable.)

United Kingdom.....	\$ 464	\$ 120	\$ 43	United States.....	\$ 2,366	\$ 2,008	\$ 912	\$ 1,004	\$ 1,983
British West Indies.....		2	15	Total.....	7,913	5,332	2,745	2,779	4,870
Hong Kong.....	74	91	71	RECAPITULATION.					
Austria-Hungary.....	906	257	103	British Empire.....	538	213	129	113	1,139
China.....	309	94	2	Foreign Countries.....	7,375	5,119	2,616	2,666	3,731
France.....	231	341	49						
Germany.....	258	258	1,550						
Japan.....	861	1,775	74						
Spain.....	2,672	406							

## FEATHERS, FANCY, UNDRESSED. (Dutiable.)

United Kingdom.....	\$ 21,003	\$ 57,285	\$ 11,055	Germany.....	\$ 24,776	\$ 3,210	\$ 31	\$ 773
British Africa, South.....	93,091	7,125	5,482	Japan.....	426	180		
British East Indies—				Mexico.....	44	44		
India.....	1,200	2,373		Russia.....	5	5		
Straits Settlements.....		75		Switzerland.....	363	363		
Other.....				United States.....	40,291	34,417	13,618	21,315
British West Indies.....				Venezuela.....	3,179			42,94
Austria-Hungary.....		1,507	2,171	Total.....	196,337	138,393	30,155	52,360
Belgium.....		1,100		RECAPITULATION.				
Brazil.....	449			British Empire.....	115,894	66,838	16,537	30,215
China.....	1,432	3,913	10	Foreign Countries.....	80,443	71,555	13,618	22,145
Cuba.....	65							
Denmark.....		128						
France.....	9,527	27,811	789					

No. 19—Imports for Consumption, by Articles and Countries, during Fiscal Years ended March 31, 1914-1918—*Con.*

Imported from—	1914	1915	1916	1917	1918	Imported from—	1914	1915	1916	1917	1918
FANCY GOODS—Continued.											
FEATHERS, OSTRICH AND VULTURE, DRESSED. (Dutiable.)											
United Kingdom.....	\$ 171,104	\$ 87,704	\$ 24,092	\$ 32,212	\$ 6,477	RECAPITULATION. British Empire..... Foreign Countries.....	\$	\$	\$	\$	\$
British Africa, South.....	2,351	.....	.....	.....	.....						
Austria-Hungary.....	290	138	.....	.....	.....						
Belgium.....	9,682	18,090	9,621	9,591	4,087		171,511	87,704	24,092	32,212	6,477
France.....	2,965	2,570	.....	.....	.....		32,778	34,659	35,381	40,866	20,670
Germany.....	.....	20	.....	.....	.....						
Italy.....	17,438	12,962	25,760	31,275	16,583						
United States.....	.....	.....	.....	.....	.....						
Total.....	204,289	122,363	59,473	73,078	27,147						

FEATHERS, FANCY, N.O.P., AND MANUFACTURES OF FEATHERS N.O.P. (Dutiable.)

United Kingdom.....	\$ 245,352	\$ 87,884	\$ 58,500	\$ 55,345	\$ 24,124	Switzerland..... United States..... Philippine Islands..... Total.....	\$ 337	\$	\$	\$	\$
British Africa, South.....	350	.....	.....	.....	.....		109,549	73,715	109,322	119,247	112,911
Hong Kong.....	3	7	5	16	118		31	.....	.....	.....	.....
Austria-Hungary.....	4,188	54	.....	.....	.....		504,905	216,120	203,186	215,791	164,161
Belgium.....	387	121	.....	.....	.....	RECAPITULATION. British Empire..... Foreign Countries.....					
China.....	132	40	4	40,460	26,996						
France.....	113,410	50,955	35,355	.....	.....		245,705	87,891	58,505	55,361	24,242
Germany.....	29,258	3,392	.....	.....	.....		259,200	128,229	144,681	160,430	139,919
Italy.....	250	42	.....	.....	.....						
Japan.....	20	.....	.....	.....	.....						
Netherlands.....	.....	.....	.....	.....	.....						
Dutch East Indies.....	1,029	.....	.....	.....	.....						

FEATHERS, FRUITS, GRAINS, LEAVES AND FLOWERS, ARTIFICIAL, SUITABLE FOR ORNAMENTING HATS. (Dutiable.)

United Kingdom.....	\$ 174,474	\$ 165,843	\$ 73,976	\$ 77,131	\$ 29,707	United States..... Total.....	\$ 158,348	\$ 240,501	\$ 369,873	\$ 346,195	\$ 292,751
Hong Kong.....	5,525	401	162	.....	.....		552,767	496,297	499,861	482,439	370,211
Austria-Hungary.....	107	390	.....	.....	.....	RECAPITULATION. British Empire..... Foreign Countries.....					
Belgium.....	.....	172	.....	.....	.....						
China.....	91,955	69,041	54,628	56,071	46,059						
France.....	121,441	19,810	86	.....	252		174,474	165,845	73,976	77,131	29,207
Germany.....	726	201	1,091	3,042	1,391		378,293	330,452	425,885	406,308	340,504
Japan.....	191	26	45	.....	51						
Switzerland.....	.....	.....	.....	.....	.....						







[illegible]

FEATHERBONE, PLAIN OR COVERED, IN COILS. (Dutiable.)

[illegible]

FEATHERS, BED AND OTIER, DRESSED, N.O.P. (Dutiable.)

[illegible]

## FEATHERS, BED AND OTHER, UNRESSED, N.O.P. (Dutiable.)

[illegible]

No. 19—Imports for Consumption, by Articles and Countries, during Fiscal Years ended March 31, 1914-1918—*Con.*

Imported from—	1914	1915	1916	1917	1918	Imported from—	1914	1915	1916	1917	1918
<b>FERTILIZERS.</b>											
<b>BONE DUST, CHARRED BONE, AND BONE ASH. (Free.)</b>											
United Kingdom.....	Cwt.	Cwt.	Cwt.	Cwt.	Cwt.	United Kingdom.....	\$	\$	\$	\$	\$
Newfoundland.....	16,089	40,256	3,189	37	56	Newfoundland.....	56,590	96,901	6,490	135	274
France.....	300	.....	.....	.....	.....	France.....	187	.....	.....	.....	.....
Germany.....	2,242	.....	.....	.....	.....	Germany.....	1,924	.....	.....	.....	.....
United States.....	57,339	56,027	34,083	31,192	78,144	United States.....	102,496	103,762	53,005	62,122	219,982
Total.....	76,577	96,283	37,277	31,229	78,200	Total.....	161,227	200,663	59,495	62,247	220,256
<b>RECAPITULATION.</b>											
British Empire.....	16,389	40,256	3,189	37	56	British Empire.....	56,777	96,901	6,490	125	274
Foreign Countries.....	60,188	56,027	34,083	31,192	78,144	Foreign Countries.....	104,450	103,762	53,005	62,122	219,982
<b>FERTILIZERS, COMPOUNDED OR MANUFACTURED. (Dutiable.)</b>											
United Kingdom.....	\$	\$	\$	\$	\$	United States.....	\$	\$	\$	\$	\$
Hong Kong.....	44,331	51,023	26,223	4,112	982	Hong Kong.....	584,642	646,131	586,751	840,546	771,386
Belgium.....	10	.....	.....	.....	.....	Belgium.....	602,142	714,584	612,974	844,807	772,735
Germany.....	1,105	13,144	.....	.....	.....	Germany.....	.....	.....	.....	.....	.....
Japan.....	2,054	471	.....	149	367	Japan.....	44,341	51,023	26,223	4,112	982
Netherlands.....	.....	3,652	.....	.....	.....	Netherlands.....	557,801	663,561	586,751	840,695	771,753
Norway.....	.....	103	.....	.....	.....	Norway.....	.....	.....	.....	.....	.....
Total.....	44,331	51,023	26,223	4,112	982	Total.....	1,688,986	1,975,109	1,812,726	2,509,990	2,326,055
<b>RECAPITULATION.</b>											
British Empire.....	44,331	51,023	26,223	4,112	982	British Empire.....	1,688,986	1,975,109	1,812,726	2,509,990	2,326,055
Foreign Countries.....	10	.....	.....	.....	.....	Foreign Countries.....	.....	.....	.....	.....	.....
<b>FERTILIZERS, UNMANUFACTURED, N.O.P. (Free.)</b>											
United Kingdom.....	\$	\$	\$	\$	\$	United States.....	\$	\$	\$	\$	\$
Belgium.....	5	19	.....	275	123	Belgium.....	3,068	19	275	25,063	123
Japan.....	2,072	.....	.....	22	52,625	Japan.....	.....	.....	.....	.....	52,625
United States.....	996	733	4,489	25,071	52,625	United States.....	.....	.....	.....	.....	.....
Total.....	3,073	752	4,489	25,398	52,748	Total.....	.....	.....	.....	.....	.....

## SESSIONAL PAPER No. 106

## GUANO AND OTHER ANIMAL MANURES. (Free.)

	Cwt.	Cwt.	Cwt.	Cwt.	Cwt.	Cwt.	Cwt.	Cwt.	Cwt.	\$	\$	\$	\$	\$
United Kingdom.....	286	7,686	13	300	1,600	44,984	44,984	90,894	93,747	219	13,452	525	3,496	18
Newfoundland.....	996	18	30	30	1,600	44,984	44,984	90,894	93,747	1,563	24	46,018	42,505	88,302
France.....	63,460	55,877	30,717	30,717	26,237	44,984	44,984	90,894	93,747	80,112	24	46,018	42,505	88,302
United States.....	64,742	63,582	31,017	31,017	27,842	44,984	44,984	90,894	93,747	80,112	24	46,018	42,505	88,302
Total.....														
RECAPITULATION.														
British Empire.....	1,282	7,687	300	300	1,605	44,984	44,984	90,894	93,747	1,782	13,455	525	3,500	18
Foreign Countries.....	63,460	55,895	30,717	30,717	26,237	44,984	44,984	90,894	93,747	80,112	24	46,018	42,505	88,302

## KAINITE AND OTHER CRUDE GERMAN POTASH SALTS FOR FERTILIZERS. (Free.)

	Lb.	Lb.	Lb.	Lb.	Lb.	Lb.	Lb.	Lb.	Lb.	\$	\$	\$	\$	\$
United Kingdom.....	46,860	13,440	95,450	102,927	102,927	781,586	781,586	2,042	13,370	646	7,069	2,338	2,678	38,458
Belgium.....	112,000	126,112	1,000	280,578	280,578	781,586	781,586	2,042	13,370	524	6,213	20	5,301	38,458
Germany.....	238,450	621,350	96,450	383,505	383,505	781,586	781,586	2,042	13,370	872	6,213	20	5,301	38,458
United States.....	397,310	760,902	96,450	383,505	383,505	781,586	781,586	2,042	13,370	2,042	13,370	2,353	7,979	38,458
Total.....														
RECAPITULATION.														
British Empire.....	46,860	13,440	95,450	102,927	102,927	781,586	781,586	2,042	13,370	646	7,069	2,338	2,678	38,458
Foreign Countries.....	350,450	747,462	1,000	280,578	280,578	781,586	781,586	1,396	13,282	1,396	13,282	20	5,301	38,458

## MANURES, VEGETABLE (Free.)

	Cwt.	Cwt.	Cwt.	Cwt.	Cwt.	Cwt.	Cwt.	Cwt.	Cwt.	\$	\$	\$	\$	\$
United Kingdom.....	519	65	536	4,918	4,918	5,957	5,957	440	101	440	101	470	1,930	15
United States.....	519	65	536	4,918	4,918	5,957	5,957	440	101	440	101	470	1,930	15
Total.....														
RECAPITULATION.														
British Empire.....	519	65	536	4,918	4,918	5,957	5,957	440	101	440	101	470	1,930	15
Foreign Countries.....	519	65	536	4,918	4,918	5,957	5,957	440	101	440	101	470	1,930	15

## PHOSPHATE ROCK. (Free.)

	\$	\$	\$	\$	\$	\$	\$	\$	\$	\$	\$	\$	\$	\$
United Kingdom.....	16,221	17,122	15,063	21,633	21,633	69,837	69,837	16,221	17,122	16,221	17,122	15,063	21,633	69,837
United States.....	16,221	17,122	15,063	21,633	21,633	69,837	69,837	16,221	17,122	16,221	17,122	15,063	21,633	69,837
Total.....														
RECAPITULATION.														
British Empire.....	16,221	17,122	15,063	21,633	21,633	69,837	69,837	16,221	17,122	16,221	17,122	15,063	21,633	69,837
Foreign Countries.....	16,221	17,122	15,063	21,633	21,633	69,837	69,837	16,221	17,122	16,221	17,122	15,063	21,633	69,837

No. 19—Imports for Consumption, by Articles and Countries, during Fiscal Years ended March 31, 1914-1918—*Con.*

Imported from—	1914	1915	1916	1917	1918	Imported from—	1914	1915	1916	1917	1918
RECAPITULATION—FERTILIZERS. (Dutiable and Free.)											
United Kingdom.....	\$ 101,791	\$ 148,034	\$ 35,051	\$ 7,332	\$ 1,412	United States.....	\$ 764,779	\$ 854,330	\$ 705,821	\$ 999,158	\$ 1,243,576
Hong Kong.....	10	10	.....	.....	.....	Total.....	876,039	1,040,339	741,397	1,010,157	1,245,355
Newfoundland.....	1,750	13,452	525	3,496	.....	RECAPITULATION.					
Belgium.....	3,177	20,233	.....	.....	.....	British Empire.....	103,551	161,486	35,576	10,828	1,412
France.....	30	24	.....	.....	.....	Foreign Countries.....	772,488	878,853	705,821	999,329	1,243,943
Germany.....	4,502	471	.....	.....	.....						
Japan.....	.....	3,652	.....	171	367						
Netherlands.....	.....	163	.....	.....	.....						
Norway.....	.....	.....	.....	.....	.....						

FISHERIES, ARTICLES FOR THE USE OF.

BANK, COD, POLLOCK AND MACKEREL FISH LINES; AND MACKEREL, HERRING, SALMON, SEAL, SEINE, MULLET, NET AND TRAWL TWINE IN HANKS OR COILS, BARKED OR NOT, IN VARIETY OF SIZES AND THREAD, INCLUDING GILLING THREAD IN BALLS, AND HEAD ROPES FOR FISHING NETS, MANILA ROPE NOT EXCEEDING 1½ INCHES IN CIRCUMFERENCE FOR HOLDING TRAPS IN THE LOBSTER FISHERY; BARKED MARLINE, AND NET NORSELS OF COTTON, HEMP OR FLAX, AND FISHING NETS OR SEINES, WHEN USED EXCLUSIVELY FOR THE FISHERIES, AND NOT INCLUDING LINES OR NETS COMMONLY USED FOR SPORTSMAN'S PURPOSES. (Free.)

United Kingdom.....	\$ 611,360	\$ 674,766	\$ 427,910	\$ 681,048	\$ 958,782	United States.....	\$ 681,475	\$ 663,642	\$ 850,653	\$ 1,021,476	\$ 1,130,071
British West Indies.....	.....	.....	.....	201	.....	Alaska.....	1,348	100	.....	.....	.....
Newfoundland.....	2,400	609	2,165	1,087	1,677	Total.....	1,305,944	1,346,162	1,289,647	1,718,844	2,120,154
Austria-Hungary.....	1,039	460	.....	.....	.....	RECAPITULATION.					
Belgium.....	4,381	.....	.....	.....	.....	British Empire.....	613,760	675,375	430,015	682,336	960,459
France.....	126	.....	.....	.....	600	Foreign Countries.....	692,184	670,787	859,632	1,036,508	1,159,695
St. Pierre and Miquelon.....	.....	.....	.....	.....	.....						
Germany.....	99	1,496	.....	.....	.....						
Japan.....	2,942	5,089	8,970	13,542	28,846						
Norway.....	.....	.....	.....	366	178						
Spain.....	754	.....	.....	1,124	.....						

FISH-HOOKS FOR DEEP-SEA OR LAKE FISHING, NOT SMALLER THAN No. 2-0, NOT INCLUDING HOOKS FOR SPORTSMAN'S PURPOSES. (Free.)

United Kingdom.....	\$ 20,404	\$ 16,623	\$ 19,747	\$ 25,938	\$ 25,592		\$	\$	\$	\$	\$
Newfoundland.....	3	.....	.....	44	195	RECAPITULATION.					
Norway.....	3,742	4,481	12,755	10,827	16,566	British Empire.....	20,407	16,623	19,747	25,982	25,787
Sweden.....	.....	.....	.....	.....	.....	Foreign Countries.....	7,386	5,366	14,843	13,844	19,828
United States.....	3,644	885	2,080	3,017	3,262						
Total.....	27,793	21,989	34,590	39,826	45,615						



SESSIONAL PAPER No. 10b

TRAWLS, TRAWLING SPOONS, FLY HOOKS, SINKERS, SWIVELS, AND SPORTSMAN'S FISHING BAIT, AND FISH HOOKS, N.O.P. (Dutiable.)

	\$	\$	\$	\$	\$	\$	\$	\$	\$
United Kingdom.....	32,664	24,758	20,157	21,971	20,182				
Newfoundland.....	15								
France.....	2								
Germany.....		60							
Japan.....	15	67	47	178	583	32,679	24,758	20,157	20,182
Norway.....					104	24,009	22,141	19,910	29,492
Spain.....					28,737				
United States.....	23,992	22,014	19,863	21,597					
Total.....	56,688	46,899	40,067	43,746	49,674				

## RECAPITULATION—FISHERIES, ARTICLES FOR THE USE OF. (Dutiable and Free.)

	\$	\$	\$	\$	\$	\$	\$	\$	\$
United Kingdom.....	664,428	716,147	467,814	728,357	1,004,556				
British West Indies.....	2,418	609	2,105	201					
Newfoundland.....	1,039	460		1,131	1,872	709,111	636,541	872,596	1,162,070
Austria-Hungary.....	128					1,348	100		
Belgium.....									
France.....									
St. Pierre and Miquelon.....	69	1,556			600	1,390,425	1,415,050	1,364,304	2,215,443
Germany.....	2,942	3,089	8,979	13,542	28,854				
Japan.....	3,737	4,348	12,802	11,371	17,327	696,846	716,756	469,919	1,006,428
Norway.....					104	723,579	698,294	594,385	1,209,015
Spain.....									
Total.....									

## FOODSTUFFS.

## BAKING POWDER. (Dutiable.)

	Lb.	Lb.	Lb.	Lb.	Lb.	\$	\$	\$	\$
United Kingdom.....	7,717	8,389	704	2,341		933	1,051	196	574
Newfoundland.....					21				
Japan.....	729,580	520,088	31,161	38,171	12,033	206,390	149,498	7,202	2,955
United States.....									
Total.....	737,297	528,477	31,990	40,512	12,066	207,323	150,549	7,401	2,964
RECAPITULATION.....									
British Empire.....	7,717	8,389	704	2,341	21	933	1,051	196	574
Foreign Countries.....	729,580	520,088	31,196	38,171	12,045	206,390	149,498	7,205	2,957

## BREADSTUFFS—GRAIN.

## BARLEY, N.O.P. (Dutiable.)

	Bush.	Bush.	Bush.	Bush.	Bush.	\$	\$	\$	\$
United Kingdom.....	45	10				78	22		
Hong Kong.....									
Germany.....	1		1	5		2		2	5
Japan.....									
Netherlands.....	831	1	8		2	1,044	1	8	4
Sweden.....	3,624	43,875	32,943	2,633	1,366	3,459	20,745	20,643	1,855
United States.....									
Total.....	4,504	44,287	32,952	2,638	1,368	4,583	27,541	20,653	1,859
RECAPITULATION.....									
British Empire.....	45	10				78	22	2	5
Foreign Countries.....	4,459	44,277	32,951	2,633	1,368	4,505	27,519	20,651	1,859

No. 19—IMPORTS for Consumption, by Articles and Countries, during Fiscal Years ended March 31, 1914-1918—*Con.*

Imported from—	1914	1915	1916	1917	1918	Imported from—	1914	1915	1916	1917	1918
----------------	------	------	------	------	------	----------------	------	------	------	------	------

FOODSTUFFS—Continued.											
BREADSTUFFS—GRAIN—Continued.											
BEANS, N.O.P. (Dutiable.)											
	Bush.	Bush.	Bush.	Bush.	Bush.		\$	\$	\$	\$	\$
United Kingdom.....	30,494	27,409	114	40,467	.....	United Kingdom.....	60,114	49,825	321	128,966	.....
British Africa, East.....	753	.....	.....	.....	.....	British Africa, East.....	1,602	.....	.....	.....	.....
British East Indies—	.....	.....	.....	.....	.....	British East Indies—	.....	.....	.....	.....	.....
India.....	.....	.....	.....	3,579	19,954	India.....	.....	.....	.....	14,189	68,682
British Oceania—	.....	.....	.....	.....	.....	British Oceania—	.....	.....	.....	.....	.....
New Zealand.....	.....	30	6	.....	.....	New Zealand.....	.....	112	.....	.....	.....
British West Indies.....	.....	3,553	3,510	500	.....	British West Indies.....	.....	4,769	27	1,250	.....
Hong Kong.....	3,900	.....	.....	3,703	3,607	Hong Kong.....	3,637	.....	3,448	4,311	6,240
Newfoundland.....	.....	.....	6	2	3	Newfoundland.....	.....	.....	19	8	27
Argentina Republic.....	.....	.....	.....	.....	119	Argentina Republic.....	.....	.....	.....	.....	777
Austria-Hungary.....	52,396	23,589	.....	.....	.....	Austria-Hungary.....	95,810	36,118	.....	.....	.....
Belgium.....	3,571	7,236	.....	.....	.....	Belgium.....	5,757	12,352	.....	.....	.....
Bulgaria.....	.....	1,078	.....	.....	.....	Bulgaria.....	.....	1,725	.....	.....	.....
China.....	705	389	325	82	534	China.....	508	357	292	93	1,629
France.....	12,481	5,650	6	458	.....	France.....	23,292	9,767	35	1,821	2
French Africa.....	162	226	.....	.....	.....	French Africa.....	451	600	.....	.....	.....
Madagascar.....	163	20	.....	.....	.....	Madagascar.....	520	65	.....	.....	.....
Germany.....	12,310	6,008	.....	.....	.....	Germany.....	22,599	9,619	.....	.....	.....
Italy.....	1,030	604	52	37	.....	Italy.....	1,456	9,619	81	56	.....
Japan.....	25,121	59,541	76,700	104,563	255,139	Japan.....	41,352	109,807	168,391	290,019	923,488
Mexico.....	.....	.....	.....	.....	4	Mexico.....	.....	.....	.....	.....	5
Netherlands.....	1,703	2,599	41	18	.....	Netherlands.....	4,470	5,878	202	125	.....
Peru.....	87	443	.....	.....	.....	Peru.....	229	1,238	.....	.....	.....
Roumania.....	1,070	2,317	.....	.....	.....	Roumania.....	2,915	3,521	.....	.....	.....
United States.....	30,888	29,581	130,774	524,919	430,332	United States.....	84,619	76,722	388,353	2,307,407	2,593,152
Total.....	177,434	170,273	211,534	678,328	699,752	Total.....	349,330	323,991	561,169	2,748,245	3,594,002
RECAPITULATION.	.....	.....	.....	.....	.....	RECAPITULATION.	.....	.....	.....	.....	.....
British Empire.....	35,147	30,992	3,636	48,251	23,624	British Empire.....	65,353	54,706	3,815	148,794	74,949
Foreign Countries.....	142,287	139,281	207,898	630,077	676,128	Foreign Countries.....	283,977	269,285	557,354	2,599,521	3,519,053

BUCKWHEAT.											
(Dutiable.)											
	Bush.	Bush.	Bush.	Bush.	Bush.		\$	\$	\$	\$	\$
United Kingdom.....	103	543	3,488	419	23,624	United Kingdom.....	97	378	2,425	296	.....
Japan.....	269	2,236	419	419	899	Japan.....	343	1,988	397	471	1,463
United States.....	.....	.....	.....	.....	.....	United States.....	.....	.....	.....	.....	.....
Total.....	372	2,779	3,907	833	899	Total.....	440	2,366	2,822	767	1,463
RECAPITULATION.	.....	.....	.....	.....	.....	RECAPITULATION.	.....	.....	.....	.....	.....
British Empire.....	372	2,779	3,907	833	899	British Empire.....	440	2,366	2,822	767	1,463
Foreign Countries.....	.....	.....	.....	.....	.....	Foreign Countries.....	.....	.....	.....	.....	.....

## SESSIONAL PAPER No. 106

## CORN (INDIAN) FOR PURPOSES OF DISTILLATION. (Dutiable.)

	Bush.	Bush.	Bush.	Bush.	Bush.	\$	\$	\$	\$
United Kingdom.....	1,000					600			
Argentine Republic.....	1,000					775			
United States.....	901,401	378,961	1,280,244	717,899		688,950	740,768	265,573	1,038,091
Total.....	1,056,546	378,961	1,280,244	717,899		690,355	740,768	265,573	1,038,091
RECAPITULATION.									
British Empire.....	1,000					600			
Foreign Countries.....	902,401	378,961	1,280,244	717,899		689,755	740,768	265,573	1,038,091

## CORN (INDIAN) NOT FOR PURPOSES OF DISTILLATION. (Free.)

	Bush.	Bush.	Bush.	Bush.	Bush.	\$	\$	\$	\$
United Kingdom.....	6					12			32
British Oceania—									
Australia.....	15				2	66			
Argentine Republic.....	527,833	1,097,942	160,480	9,420		721,461	338,719	81,530	9,206
Japan.....	162,090	109,150	50,677	40,455		105,625			38,639
United States.....	5,614,094	8,101,779	7,548,545	4,724,220		5,907,047	3,612,203	5,601,919	7,349,689
Hawaii.....			1,000						945
Total.....	6,141,933	9,361,826	7,818,191	9,752,282	4,774,097	6,734,109	3,950,934	5,764,025	7,397,566
RECAPITULATION.									
British Empire.....	6					66			
Foreign Countries.....	6,141,927	9,361,811	7,818,175	9,752,282	4,764,075	6,734,133	3,950,922	5,763,982	7,388,328

## OATS. (Dutiable.)

	Bush.	Bush.	Bush.	Bush.	Bush.	\$	\$	\$	\$
United Kingdom.....	2,707					2,668			
British Oceania—									
New Zealand.....	2					5			
Germany.....	1								
Japan.....	1,974	1,277				3,021			497
Sweden.....	1,407,133	2,757,463	1,376,023	22,277		696,167	23,519	1,229,813	16,736
United States.....	59,266								
Total.....	61,974	1,411,400	2,762,388	1,376,023	22,277	701,365	20,189	1,234,031	16,736
RECAPITULATION.									
British Empire.....	2,707	2,284	3,648			2,172			
Foreign Countries.....	59,267	1,409,116	2,758,740	1,376,023	22,277	699,193	23,521	1,230,310	16,736

## PEASE, N.O.P. (Dutiable.)

	Bush.	Bush.	Bush.	Bush.	Bush.	\$	\$	\$	\$
United Kingdom.....	25,886					51,986			
British Oceania—									
Australia.....	316	1,672	2,014	1,138	74	8,138		5,110	2,188
New Zealand.....	15				1,885	3,620		3,044	
British West Indies.....									136
Hong Kong.....	151	328	78	66	212	441		100	458
Newfoundland.....		8	7	5		22		18	
Austria-Hungary.....	2,059								484
Belgium.....	4,908	1,035				1,796			

No. 19—Imports for Consumption, by Articles and Countries, during Fiscal Years ended March 31, 1914-1918—*Con.*

Imported from—	1914	1915	1916	1917	1918	1919
FOODSTUFFS—Continued.						
BREADSTUFFS—GRAIN—Continued.						
PEASE, N.O.P. (Dutiable)—Continued.						
China.....	Bush. 178	Bush. 48	Bush. 83	Bush. 833	China.....	\$ 167
Denmark.....	22	374	.....	.....	Denmark.....	102
France.....	50,508	23,670	.....	.....	France.....	614
Germany.....	37	6,735	11,068	34,987	Germany.....	74,980
Italy.....	6,933	6,888	3	7,887	Italy.....	100
Japan.....	822	455	.....	.....	Japan.....	10,185
Netherlands.....	2,044	110	470	.....	Netherlands.....	1,209
Russia.....	.....	241	.....	.....	Russia.....	1,514
Spain.....	258	28,765	11,224	55,240	Spain.....	3,161
Sweden.....	31,574	68,459	26,667	93,231	Sweden.....	281
Turkey.....	125,972	6,138	3,819	1,710	Turkey.....	272
United States.....	26,368	62,321	22,848	31,804	United States.....	224
Total.....	.....	.....	.....	.....	Total.....	80,419
RECAPITULATION.	.....	.....	.....	.....	RECAPITULATION.	.....
British Empire.....	99,604	.....	.....	.....	British Empire.....	52,494
Foreign Countries.....	.....	.....	.....	.....	Foreign Countries.....	215,165
RYE. (Dutiable.)						
United Kingdom.....	Bush. 2	Bush. 72	Bush. 72	Bush. 8	United Kingdom.....	\$ 2
Sweden.....	53,492	52,667	6,013	4,530	Sweden.....	36,803
United States.....	.....	.....	.....	.....	United States.....	50,038
Total.....	53,494	52,671	6,085	4,530	Total.....	36,805
RECAPITULATION.	.....	.....	.....	.....	RECAPITULATION.	.....
British Empire.....	2	.....	72	.....	British Empire.....	2
Foreign Countries.....	53,492	52,671	6,013	4,530	Foreign Countries.....	36,803
WHEAT. (Dutiable.)						
United Kingdom.....	Bush. 140	Bush. 78	Bush. 78	Bush. 2	United Kingdom.....	\$ 20
Germany.....	1	.....	.....	.....	Germany.....	2
Japan.....	133,229	1,870,174	224,321	83,264	Japan.....	1,803,338
United States.....	133,370	1,870,174	224,390	83,264	United States.....	1,803,338
Total.....	133,370	1,870,174	224,390	83,264	Total.....	1,803,338
RECAPITULATION.	.....	.....	.....	.....	RECAPITULATION.	.....
British Empire.....	140	.....	78	.....	British Empire.....	20
Foreign Countries.....	133,230	1,870,174	224,321	83,264	Foreign Countries.....	1,803,338



	Bush.	Bush.	Bush.	Bush.	Bush.	Bush.	\$	\$	\$	\$
United Kingdom.....	59,280	34,846	5,648	40,968	2	United Kingdom.....	115,120	60,818	9,333	131,154
British Africa, East.....	753					British Africa, East.....	1,602			
British East Indies—						British East Indies—				
India.....				3,579	19,954	India.....				14,189
British Oceania—						British Oceania—				
Australia.....		1,704	2,020	1,138	9,494	Australia.....	343	3,737	3,071	9,342
New Zealand.....	316			500	1,885	New Zealand.....	36			2,202
British West Indies.....	15			3,589		British West Indies.....	3,766	5,210	3,546	4,588
Hong Kong.....	4,651	3,881	13	7	3,879	Hong Kong.....	22			1,250
Newfoundland.....		8			3	Newfoundland.....	338,719	722,236	81,530	4,416
Argentina Republic.....	527,883	1,098,942	160,480		119	Argentina Republic.....	99,060	36,118	37	17
Austria-Hungary.....	54,455	23,589				Austria-Hungary.....	18,655	14,148		777
Belgium.....	8,479	8,271				Belgium.....	1,725			
Bulgaria.....		1,078				Bulgaria.....	675	374		
China.....	883	4,437	408	82	1,367	China.....	102			93
Denmark.....	22					Denmark.....	23,906	10,580	35	3,677
France.....	12,742	6,024	6	458		France.....	451			1,821
French Africa.....	162	226				French Africa.....	520	65		2
Madagascar.....	163	20				Madagascar.....	97,583	46,833		
Germany.....	62,821	29,678				Germany.....	1,555	81		
Italy.....	1,067	604	52	37		Italy.....	224,610	271,599	56	
Japan.....	32,157	228,919	201,691	163,549	330,585	Japan.....	6,723	7,392	351,301	1,088,964
Mexico.....					4	Mexico.....	229	230	125	5
Netherlands.....	3,359	3,487	44	18		Netherlands.....	2,915	3,521		
Port.....	87	443				Port.....	3,161	740		
Russia.....	1,670	2,317				Russia.....			1,179	
Spain.....	2,044	455				Spain.....				
Sweden.....		2,489	470			Sweden.....	272	4,083		
Turkey.....	241					Turkey.....	4,725,351	9,331,444	13,360,498	11,687,581
United States.....	6,982,982	12,437,611	11,090,663	12,996,546	6,159,675	United States.....			945	
Hawaii.....				1,000		Hawaii.....				
Total.....	7,755,599	13,885,270	11,465,084	13,211,656	6,526,967	Total.....	5,492,383	10,477,295	13,968,067	12,870,401
RECAPITULATION										
British Empire.....	64,415	40,439	11,270	49,966	35,217	British Empire.....	120,867	69,787	15,987	89,395
Foreign Countries.....	7,691,184	13,844,831	11,453,814	13,161,690	6,491,750	Foreign Countries.....	5,371,516	10,407,508	8,453,667	12,781,006

BREADSTUFFS—GRAIN PRODUCTS.

BRAN, MILLFEED, ETC. (Dutiable.)

[illegible]

No. 19—Imports for Consumption, by Articles and Countries, during Fiscal Years ended March 31, 1914-1918—*Con.*

Imported from—	1914	1915	1916	1917	1918	Imported from—	1914	1915	1916	1917	1918
<b>FOODSTUFFS—Continued.</b> <b>BREADSTUFFS—GRAIN PRODUCTS—Continued.</b> <b>BUCKWHEAT MEAL AND FLOUR. (Dutiable.)</b>											
United Kingdom.....	Cwt.	Cwt.	Cwt.	Cwt.	Cwt.	United Kingdom.....	\$	\$	\$	\$	\$
China.....	8	9	.....	.....	.....	China.....	36	35	.....	.....	.....
Japan.....	3	.....	.....	.....	.....	Japan.....	16	19	.....	.....	.....
United States.....	11	6	3	1,072	765	United States.....	36	3,942	5,321	9	133
Total.....	2,617	1,854	1,077	1,092	786	Total.....	8,296	7,140	3,996	5,330	4,493
RECAPITULATION.	2,617	1,876	1,092	1,075	786	RECAPITULATION.	8,296	7,140	3,996	5,330	4,426
British Empire.....	8	9	.....	.....	.....	British Empire.....	36	35	.....	.....	.....
Foreign Countries.....	1,868	1,083	1,075	.....	786	Foreign Countries.....	7,104	3,961	.....	5,330	4,426
<b>CATTLE-FOOD CONTAINING MOLASSES. (Dutiable.)</b>											
United Kingdom.....	\$	\$	\$	\$	\$	RECAPITULATION.	\$	\$	\$	\$	\$
British Guiana.....	68,433	41,488	2,361	.....	804	British Empire.....	70,087	41,681	2,361	.....	817
British West Indies.....	1,474	193	.....	.....	.....	Foreign Countries.....	41	2,416	773	557	411
Hong Kong.....	180	.....	.....	557	411	Total.....	.....	.....	.....	.....	.....
United States.....	41	2,416	773	.....	.....						
Total.....	70,128	44,097	3,134	557	1,228						
<b>CORN MEAL. (Dutiable.)</b>											
United Kingdom.....	Brl.	Brl.	Brl.	Brl.	Brl.	United Kingdom.....	\$	\$	\$	\$	\$
Newfoundland.....	10	.....	.....	.....	.....	Newfoundland.....	15	.....	.....	.....	.....
Japan.....	51,024	61,367	53,427	49,657	47,912	Japan.....	168,803	217,108	180,819	205,038	422,917
United States.....	.....	.....	1	.....	.....	United States.....	.....	217,108	180,823	205,038	422,917
Total.....	51,034	61,367	53,428	49,657	47,912	Total.....	168,818	217,108	180,823	205,038	422,917
RECAPITULATION.	51,034	61,367	53,428	49,657	47,912	RECAPITULATION.	15	.....	.....	.....	.....
British Empire.....	10	.....	.....	49,657	47,912	British Empire.....	168,803	217,108	180,823	205,038	422,917
Foreign Countries.....	51,024	61,367	53,428	.....	.....	Foreign Countries.....	.....	.....	.....	.....	.....

## SESSIONAL PAPER No. 106

GRAIN, FLOUR AND MEAL, ETC., OF ALL KINDS WHEN DAMAGED BY WATER IN TRANSIT OR PRIOR TO IMPORTATION INTO CANADA. (Dutiable.)

	\$	\$	\$	\$	\$	\$	\$	\$	\$
United Kingdom.....									
Newfoundland.....									
United States.....	292	1,360	1,389	121	490			34	
Total.....	292	1,360	1,389	155	490			121	490

HOMINY, CRACKED, EVAPORATED OR DRIED CORN. (Dutiable.)

	\$	\$	\$	\$	\$	\$	\$	\$	\$
United Kingdom.....									
United States.....	22,044	26,946	17,763	2	28,166				
Total.....	22,044	26,946	17,763	2	28,166			10	28,166

MALT FLOUR, CONTAINING LESS THAN 50 PER CENT IN WEIGHT OF MALT. (Dutiable.)

	Lb.	Lb.	Lb.	Lb.	Lb.	\$	\$	\$	\$
United Kingdom.....	30,952	27,025	3,080	7,672		1,446	1,283	168	539
United States.....	7,716	5		14,443	16,501	320	1		894
Total.....	38,668	27,030	3,080	22,115	16,501	1,766	1,284	168	1,393
RECAPITULATION.									
British Empire.....	30,952	27,025	3,080	7,672		1,446	1,283	168	539
Foreign Countries.....	7,716	5		14,443	16,501	320	1		894

MALT FLOUR, CONTAINING NOT LESS THAN 50 PER CENT OF MALT. (Dutiable.)

	Lb.	Lb.	Lb.	Lb.	Lb.	\$	\$	\$	\$
United Kingdom.....	102,280	69,921	225,990	186,090		3,912	2,663	10,903	10,887
Germany.....		11,000					464		
United States.....			2,600	61,180	62,518			111	2,723
Total.....	102,280	80,921	228,590	247,270	62,518	3,912	3,127	11,014	13,600
RECAPITULATION.									
British Empire.....	102,280	69,921	225,990	186,090		3,912	2,663	10,903	10,877
Foreign Countries.....		11,000	2,600	61,180	62,518		464	111	2,723

No. 19—Imports for Consumption, by Articles and Countries, during Fiscal Years ended March 31, 1914-1918—Con.

Imported from—	1914	1915	1916	1917	1918	Imported from—	1914	1915	1916	1917	1918
FOODSTUFFS—Continued.											
BREADSTUFFS—GRAIN PRODUCTS—Continued.											
MALT, WHOLE, CRUSHED OR GROUND. (Dutiable.)											
United Kingdom.....	Lb. 197,103	Lb. 137,879	Lb. 51,829	Lb. 45,376	Lb. ....	United Kingdom.....	\$ 507	\$ 4,000	\$ 2,139	\$ 3,218	\$ .....
Austria-Hungary.....	946,000	.....	.....	.....	.....	Austria-Hungary.....	32,981	.....	.....	.....	.....
Germany.....	178,750	140,140	.....	.....	.....	Germany.....	6,338	4,307	.....	.....	.....
Netherlands.....	165,000	.....	.....	.....	.....	Netherlands.....	4,907	.....	.....	.....	.....
United States.....	8,897,168	2,725,047	1,156,334	394,293	1,148,596	United States.....	192,547	66,981	29,369	13,626	52,538
Total.....	10,219,021	3,168,066	1,208,163	439,669	1,148,596	Total.....	238,373	80,375	31,503	16,844	52,538
RECAPITULATION.						RECAPITULATION.					
British Empire.....	Lb. 197,103	Lb. 137,879	Lb. 51,829	Lb. 45,376	Lb. ....	British Empire.....	6,507	4,000	2,139	3,218	.....
Foreign Countries.....	10,021,918	3,030,187	1,156,334	394,293	1,148,596	Foreign Countries.....	231,866	76,285	29,369	13,626	52,538
OATMEAL AND ROLLED OATS. (Dutiable.)											
United Kingdom.....	Lb. 30,346	Lb. 25,201	Lb. 9,676	Lb. 6,044	Lb. 35	United Kingdom.....	\$ 1,475	\$ 1,465	\$ 579	\$ 417	\$ 3
Newfoundland.....	7,568	.....	.....	.....	90	Newfoundland.....	450	454	343	470	5
United States.....	.....	9,351	5,481	7,388	4,279	United States.....	.....	.....	.....	.....	326
Total.....	37,914	34,552	15,157	13,432	4,404	Total.....	1,925	1,919	922	887	334
RECAPITULATION.						RECAPITULATION.					
British Empire.....	Lb. 30,346	Lb. 25,201	Lb. 9,676	Lb. 6,044	Lb. 125	British Empire.....	1,475	1,465	579	417	8
Foreign Countries.....	7,568	9,351	5,481	7,388	4,279	Foreign Countries.....	450	454	343	470	326
RYE FLOUR. (Dutiable.)											
United Kingdom.....	Brl. 8,883	Brl. 11,549	Brl. 5,723	Brl. 3,485	Brl. 2,610	United Kingdom.....	\$ 28,848	\$ 43,900	\$ 20,467	\$ 19,339	\$ 22,734
United States.....	.....	.....	.....	.....	.....	United States.....	.....	.....	.....	.....	.....
Total.....	8,883	11,549	5,723	3,485	2,610	Total.....	28,848	43,900	20,467	19,339	22,734
RECAPITULATION.						RECAPITULATION.					
British Empire.....	Brl. 8,883	Brl. 11,549	Brl. 5,723	Brl. 3,485	Brl. 2,610	British Empire.....	28,848	43,900	20,467	19,339	22,734
Foreign Countries.....	.....	.....	.....	.....	.....	Foreign Countries.....	.....	.....	.....	.....	.....



## SESSIONAL PAPER No. 10b

## WHEAT FLOUR. (Dutiable.)

	Brl.	Brl.	Brl.	Brl.	Brl.	\$	\$	\$	\$	\$
United Kingdom.....	23									
British Oceania—										
Australia.....	19									
Hong Kong.....	4									
Newfoundland.....	25									
China.....	1									
Japan.....	9									
Norway.....										
United States.....	55,144									
Alaska.....	4									
Total.....	55,207									
RECAPITULATION.										
British Empire.....	49									
Foreign Countries.....	55,158									

## BREADSTUFFS—TOTAL GRAIN PRODUCTS. (Dutiable.)

	\$	\$	\$	\$	\$	\$	\$	\$	\$	\$
United Kingdom.....	92,929									
British Guiana.....	1,474									
British Oceania—										
Australia.....	180									
British West Indies.....	3									
Hong Kong.....	173									
Newfoundland.....	32,981									
Austria-Hungary.....	6									
China.....	162									
France.....	6,338									
Germany.....	58									
Japan.....										
Total.....										
RECAPITULATION.										
British Empire.....										
Foreign Countries.....										

## BREADSTUFFS—OTHER THAN GRAIN AND GRAIN PRODUCTS.

## ARROWROOT. (Dutiable.)

	Lb.	Lb.	Lb.	Lb.	Lb.	Lb.	\$	\$	\$	\$
United Kingdom.....	32,875									
Bermuda.....	119									
British East Indies—										
Straits Settlements.....	5,250									
British West Indies.....	51,510									
Hong Kong.....	2,689									
China.....	625									
France.....										
Japan.....	7,190									
United States.....										
Total.....	103,432									
RECAPITULATION.										
British Empire.....	95,617									
Foreign Countries.....	7,815									

No. 19—Imports for Consumption, by Articles and Countries, during Fiscal Years ended March 31, 1914-1918—*Con.*

Imported from—	1914	1915	1916	1917	1918	Imported from—	1914	1915	1916	1917	1918
<b>FOODSTUFFS—Continued.</b>											
<b>BREADSTUFFS—OTHER THAN GRAIN AND GRAIN PRODUCTS—Continued.</b>											
<b>BARLEY, POT, PEARL, ROLLED, ROASTED OR GROUND. (Dutiable.)</b>											
United Kingdom.....	Lb.	Lb.	Lb.	Lb.	Lb.	United Kingdom.....	\$	\$	\$	\$	\$
Hong Kong.....	785,468	582,813	305,334	240,943	45,813	Hong Kong.....	36,423	31,853	22,895	30,395	8,567
Belgium.....	4,500	346		40	473	Belgium.....	125	17		3	28
Germany.....	5,220	12,300				Germany.....	152	325			
Japan.....		365	200	392	400	Japan.....		16	6	13	12
Netherlands.....	236,208	17,125				Netherlands.....	4,278	526			
United States.....	80,261	42,611	31,274	21,146	56,855	United States.....	2,423	991	1,155	1,025	7,395
Total.....	1,111,657	655,560	336,808	262,521	103,541	Total.....	43,401	33,728	24,056	31,436	16,002
<b>RECAPITULATION.</b>											
British Empire.....	785,468	583,159	305,334	240,983	46,286	British Empire.....	36,423	31,870	22,895	30,398	8,595
Foreign Countries.....	326,189	72,401	31,474	21,538	57,255	Foreign Countries.....	6,978	1,858	1,161	1,038	7,407

## BISCUITS, NOT SWEETENED. (Dutiable.)

United Kingdom.....	Lb.	Lb.	Lb.	Lb.	Lb.	United Kingdom.....	\$	\$	\$	\$	\$
British West Indies.....	603,102	407,685	135,635	71,512	2,902	British West Indies.....	51,863	33,200	13,584	11,970	632
Hong Kong.....	3,107	1,266	1,839	2,054	7,747	Hong Kong.....	120	91	88	215	604
Newfoundland.....	9,884	12,306	8,298	11,875	2,910	Newfoundland.....	491	724	354	600	249
China.....	741	60	140	132	300	China.....	28	4	14	6	19
France.....	682	500	30	30		France.....	60	152	8		
St. Pierre and Miquelon.....		48				St. Pierre and Miquelon.....	289	108	7		
Germany.....	2,110	1,310	23,235	38,446	32,396	Germany.....	3,411	2,134	2,091	3,828	3,657
Japan.....	42,945	22,563		686	5	Japan.....	686	5			
Netherlands.....	5,512	80				Netherlands.....		9			
Turkey.....	294					Turkey.....	31,320	56,653	40,058	58,175	66,617
United States.....	343,897	795,111	604,958	812,275	685,156	United States.....	5				
Alaska.....	50					Alaska.....					
Total.....	1,012,030	1,241,115	774,227	936,904	731,411	Total.....	88,273	93,080	56,209	74,794	71,778
<b>RECAPITULATION.</b>											
British Empire.....	616,093	421,257	145,816	86,051	13,559	British Empire.....	52,474	34,015	14,031	12,785	1,485
Foreign Countries.....	395,937	819,858	628,411	850,853	717,852	Foreign Countries.....	35,799	59,065	42,178	62,009	70,293

## SESSIONAL PAPER No. 10b

## BISCUITS, SWEETENED. (Dutiable.)

	Lb.	Lb.	Lb.	Lb.	Lb.	Lb.	\$	\$	\$	\$	\$
United Kingdom.....	1,672,770	1,252,217	552,307	488,967	4,627	United Kingdom.....	247,240	177,843	98,886	92,110	1,074
British West Indies.....	11,926	6,351	2,918	5,944	9,372	British West Indies.....	468	561	197	401	677
Hong Kong.....	490	1,705	100	100	32	Hong Kong.....	32	26	1	6	
Newfoundland.....	384	1,367	25	80	26	Newfoundland.....	33	26		4	
China.....	2,353	1,579	18			China.....	525	244	3		
France.....	4,100					France.....	288				
Germany.....	8,431	8,364	10,834	9,070	7,197	Germany.....	954	861	879	996	906
Japan.....	45,257	24,506	669			Japan.....	5,286	3,303	79		
Netherlands.....	170,907	110,062	100,588	283,418	233,097	Netherlands.....	18,007	11,899	11,807	30,414	33,493
United States.....						United States.....					
Total.....	1,916,618	1,405,699	667,359	787,579	254,293	Total.....	272,833	194,855	111,852	123,931	36,150
RECAPITULATION.											
British Empire.....	1,685,186	1,260,821	555,225	495,011	13,999	British Empire.....	247,740	178,522	99,083	92,517	1,751
Foreign Countries.....	231,432	144,878	112,134	292,568	240,294	Foreign Countries.....	25,093	16,333	12,769	31,414	34,399

## BREAD, PASSOVER. (Free.)

	\$	\$	\$	\$	\$	\$	\$	\$	\$	\$	\$
United Kingdom.....	61,857	52,951	45,161	81,321	263	RECAPITULATION.					
Newfoundland.....						British Empire.....	61,857	52,951	45,161	263	
United States.....						Foreign Countries.....				81,321	85,244
Total.....	61,857	52,951	45,161	81,584	85,244						

## CASSAVA ROOT, UNGROUND. (Free.)

	\$	\$	\$	\$	\$	\$	\$	\$	\$	\$	\$
United Kingdom.....	1,522					RECAPITULATION.					
British West Indies.....	16					British Empire.....	1,558		23		
United States.....	503	1,312	1,703			Foreign Countries.....	503	1,312	1,703		
Total.....	2,041	1,312	1,726								

No. 19—IMPORTS for Consumption, by Articles and Countries, during Fiscal Years ended March 31, 1914-1918—*Con.*

Imported from—	1914	1915	1916	1917	1918	Imported from—	1914	1915	1916	1917	1918
<b>FOODSTUFFS—Continued.</b>											
<b>BREADSTUFFS—OTHER THAN GRAIN AND GRAIN PRODUCTS—Continued.</b>											
<b>CEREAL FOODS, PREPARED, IN PACKAGES NOT EXCEEDING 25 LBS. WEIGHT EACH. (Dutiable.)</b>											
United Kingdom.....	155,828	114,628	74,526	75,589	15,021	United Kingdom.....	16,603	8,845	9,423	11,443	2,084
British East Indies.....	.....	.....	.....	.....	.....	British East Indies.....	.....	494	.....	.....	.....
Straits Settlements.....	7,000	207	.....	.....	2,587	Straits Settlements.....	.....	10	.....	.....	.....
British West Indies.....	734	1,500	5,187	5,715	.....	British West Indies.....	37	115	366	419	313
Hong Kong.....	120	100	167	6	.....	Hong Kong.....	.....	5	18	.....	.....
China.....	4,831	224	679	108	1,200	China.....	484	29	97	24	315
France.....	561	1,536	.....	.....	.....	France.....	40	48	.....	.....	.....
Germany.....	2,530	5,961	9,375	8,265	11,851	Germany.....	100	352	455	440	802
Japan.....	.....	15	.....	.....	.....	Japan.....	.....	2	.....	.....	.....
Sweden.....	.....	.....	2,657,942	2,883,310	1,925,701	Sweden.....	209,085	189,427	141,438	153,283	142,031
United States.....	4,943,305	3,301,090	2,747,876	2,973,077	1,956,363	United States.....	.....	199,327	151,797	165,609	146,148
Total.....	5,107,909	3,432,261	.....	.....	.....	Total.....	226,364	.....	.....	.....	.....
<b>RECAPITULATION.</b>											
British Empire.....	156,562	123,335	79,713	81,304	17,011	British Empire.....	16,640	9,404	9,789	11,862	2,997
Foreign Countries.....	4,951,347	3,308,926	2,668,163	2,891,773	1,938,752	Foreign Countries.....	209,724	189,863	142,008	153,747	143,151

## CEREAL FOODS, PREPARED, N.O.P. (Dutiable.)

United Kingdom.....	\$ 8,798	\$ 7,195	\$ 2,337	\$ 1,215	\$ .....	Sweden.....	\$ .....	\$ 51	\$ .....	\$ .....	\$ .....
British West Indies.....	685	.....	223	237	208	Turkey.....	312	243	.....	.....	.....
Hong Kong.....	1,283	1,594	53	.....	.....	United States.....	108,385	52,311	42,261	57,274	54,315
Newfoundland.....	34	3	.....	.....	.....	Total.....	120,397	61,760	45,429	59,099	54,756
Belgium.....	174	69	438	255	130	<b>RECAPITULATION.</b>					
China.....	197	147	.....	.....	.....	British Empire.....	10,799	8,792	2,613	1,502	208
France.....	164	147	.....	.....	.....	Foreign Countries.....	109,598	52,968	42,816	57,597	54,548
Germany.....	16	.....	.....	.....	.....						
Italy.....	203	147	117	68	103						
Japan.....	145	.....	.....	.....	.....						
Netherlands.....	2	.....	.....	.....	.....						



## SESSIONAL PAPER No. 106

## LOCUST BEANS AND LOCUST BEAN MEAL. (Free.)

	Lb.	Lb.	Lb.	Lb.	Lb.	Lb.	\$	\$	\$	\$
United Kingdom.....	1,133			8,960	67,450		16		185	1,799
Italy.....	2,400						51			
Spain.....					5,506					84
United States.....	5,254	1,975	29,714	29,714	4,724	27,612	150	81	781	309
Total.....	8,807	1,975	38,671	38,671	77,680	27,612	217	81	966	2,192
RECAPITULATION.										
British Empire.....	1,153		8,960		67,450		16		185	1,799
Foreign Countries.....	7,654	1,975	29,714		10,230	27,612	201	81	781	393
Total.....										2,054

## MACARONI AND VERMICELLI. (Dutiable.)

	Lb.	Lb.	Lb.	Lb.	Lb.	Lb.	\$	\$	\$	\$
United Kingdom.....	214,376			4,154	3,050		9,924		319	353
Hong Kong.....	46,922			27,581	36,190		1,711		1,336	1,996
China.....	13,871			7,468			137,686		345	69
France.....	2,680,078	1,277,379	303,438		3,567		61,834		22,042	298
Germany.....	12,768						39			
Italy.....	6,801,855	4,134,228		518,924	67,835		303,791		27,874	5,260
Japan.....	178,771	24,820	23,703		25,837		7,026		1,120	1,233
Mexico.....						75				
Switzerland.....	2,090		5,006							
United States.....	592,838	1,092,481	1,679,688		1,830,908	963,331	31,148	313	102,097	122,226
Hawaii.....					4,460					200
Total.....	10,543,569	6,701,681	2,564,933	1,973,272		1,067,255	493,330	307,144	155,333	131,635
RECAPITULATION.										
British Empire.....	261,298	159,646	31,735	39,240		73,018	11,635	9,412	1,855	2,349
Foreign Countries.....	10,282,271	6,542,035	2,533,198	1,934,032		994,237	481,693	297,732	153,478	129,286
Total.....										

## RICE, CLEANED. (Dutiable.)

	Lb.	Lb.	Lb.	Lb.	Lb.	Lb.	\$	\$	\$	\$
United Kingdom.....	7,270,434			5,867,662			227,799		34,153	
British East Indies—				1,243,291					2,463	
India.....	56,120			234,240			1,880		16,998	
Strata Settlements.....	12,320									
Other.....				2,000			405			
British Guiana.....					900					38
British West Indies.....	6,470				100		209			
Hong Kong.....	3,181,084			4,845,079			74,306		100,605	
Newfoundland.....					28					
Belgium.....										
China.....	506,642			46,300			1,524		366	
Germany.....	45,960			104,585			2,515			
Total.....				98,800			1,205			

No. 19—Imports for Consumption, by Articles and Countries, during Fiscal Years ended March 31, 1914-1918—*Con.*

Imported from—	1914	1915	1916	1917	1918	1914	1915	1916	1917	1918
				Imported from—						
<b>FOODSTUFFS—Continued.</b>										
<b>BREADSTUFFS—OTHER THAN GRAIN AND GRAIN PRODUCTS—Continued.</b>										
<b>RICE, CLEANED. (Dutiable)—Concluded.</b>										
	Lb.	Lb.	Lb.	Lb.	Lb.	\$	\$	\$	\$	\$
Greece.....	5,000	106,761	22,000	.....	.....	184	3,764	.....	1,173	.....
Italy.....	96,948	33,105	539,015	.....	.....	4,083	1,619	28	11,654	219,470
Japan.....	39,868	.....	.....	.....	.....	1,394	.....	.....	.....	52
Mexico.....	.....	.....	.....	.....	.....	21,691	20,670	.....	.....	.....
Netherlands.....	583,209	632,838	.....	.....	.....	1,095	645	.....	.....	.....
Dutch East Indies.....	31,020	20,160	.....	.....	.....	.....	.....	.....	.....	.....
Norway.....	.....	.....	2,000	.....	.....	895	489	1,065	14,059	49,526
Siam.....	16,460	19,700	738,080	2,085,373	.....	895	489	1,065	14,059	49,526
United States.....	1,268,627	962,504	823,397	2,199,926	2,053,255	58,013	41,986	38,068	95,688	110,665
Total.....	13,120,102	13,083,854	6,987,652	7,599,301	15,373,286	405,238	365,399	178,664	214,388	615,313
<b>RECAPITULATION.</b>										
British Empire.....	10,526,428	11,059,091	6,114,534	4,091,940	8,046,165	304,599	289,342	139,077	91,593	264,702
Foreign Countries.....	2,593,674	2,024,763	873,118	3,507,361	7,327,121	100,639	70,057	39,587	122,795	350,611
<b>RICE, UNCLEANED, UNHULMED OR PADDY. (Free.)</b>										
	Lb.	Lb.	Lb.	Lb.	Lb.	\$	\$	\$	\$	\$
United Kingdom.....	.....	672,000	.....	.....	.....	.....	12,410	.....	.....	.....
British East Indies—	.....	.....	.....	.....	.....	.....	.....	.....	.....	.....
India.....	16,781,904	19,299,924	8,288,112	672,000	.....	307,196	323,877	124,392	8,760	.....
Hong Kong.....	17,785,791	27,834,870	39,794,844	38,064,041	32,633,711	387,857	525,884	715,107	773,471	860,126
China.....	620,000	11,400,627	22,810,592	20,551,284	14,400,297	13,785	332,251	503,322	432,613	510,588
Japan.....	8,662,051	600,070	1,568,000	488,000	488,000	318,130	11,401	28,866	7,471	.....
Siam.....	3,727,336	600,070	5,500	795,793	2,847,463	76,809	10	20,350	.....	.....
United States.....	1,207,683	.....	.....	.....	.....	33,292	.....	.....	.....	106,816
Total.....	48,784,705	59,807,991	72,467,048	59,873,118	50,428,411	1,137,009	1,205,833	1,371,902	1,285,104	1,485,001
<b>RECAPITULATION.</b>										
British Empire.....	34,567,695	47,806,704	48,082,956	38,726,041	32,633,711	695,053	862,171	839,499	782,231	860,126
Foreign Countries.....	14,217,070	12,001,197	24,384,092	21,147,077	17,794,700	441,956	343,662	532,403	502,963	624,875

## SESSIONAL PAPER No. 106

## RICE BRAN. (Dutiable.)

	Lb.	Lb.	Lb.	Lb.	Lb.	Lb.	\$	\$	\$	\$	\$
United Kingdom.....	391	120	76				114	5	34		
United States.....											
Total.....	391	120	76				114	5	34		
RECAPITULATION.											
British Empire.....	391						114				
Foreign Countries.....		120	76					5	34		

## RICE AND SAGO FLOUR, CASSAVA FLOUR AND RICE MEAL. (Dutiable.)

	Lb.	Lb.	Lb.	Lb.	Lb.	Lb.	\$	\$	\$	\$	\$	\$
United Kingdom.....	76,792	144,156	20,628	22,418	48		2,447	4,802	1,133	1,577		
British East Indies—												
India.....	358,611	391,472	716,363	1,110,366	893,320		7,725	8,732	15,567	19,457		16,397
Straits Settlements.....	111,866		10	44,542			3,051			801		
Other.....		244						5	1			
British West Indies.....	46,752	39,191	47,562	73,368	58,688		1,326	1,547	1,907	2,978		3,082
Hong Kong.....	19,960	11,936	7,039	1,970	420		467	372	224	82		17
China.....			132	73					15	8		
France.....												
Germany.....	216						19					
Italy.....		4,134						188				
Japan.....	7,720	13,562	9,385	23,056	26,184		335	667	395	1,080		1,638
Netherlands.....	55,213	3,640					1,582	84				
Norway.....							13,785	8,082	18,758	25,139		48,042
United States.....	301,913	160,292	315,036	527,016	773,799							
Total.....	979,043	768,027	1,116,155	1,802,809	1,752,459		31,737	24,479	38,000	51,122		69,180
RECAPITULATION.												
British Empire.....	594,021	575,063	784,563	1,250,694	952,056		14,549	15,086	18,698	24,813		19,483
Foreign Countries.....	335,022	193,564	331,592	552,115	800,403		17,188	9,393	19,392	26,309		49,697

## SAGO AND TAPIOCA. (Dutiable.)

	Lb.	Lb.	Lb.	Lb.	Lb.	Lb.	\$	\$	\$	\$	\$	\$
United Kingdom.....	39,210	61,460	14,255	387,287	10,752		1,614	2,198	753	20,421		996
British East Indies—												
India.....	11,304	2,907,136	2,650,347	3,233,098	3,361,950		343	65,739	71,859	135,932		159,008
Straits Settlements.....	3,535,556	66,649					85,630	1,410				
Other.....												
Hong Kong.....	1,350	880	227	298	53		34	63	5	9		3
China.....	293	196	80				24	14	2			1,600
France.....	250	255	90	68	9				15	17		48
Japan.....			105						4			11
Mexico.....					469							
Netherlands.....	334						12					
Norway.....												
United States.....	80,840	59,416	114,081	71,157	25,845		3,614	2,601	5,480	5,028		2,800
Total.....	3,669,146	3,095,792	2,779,185	3,691,908	3,418,180		91,307	72,034	78,118	161,407		164,466
RECAPITULATION.												
British Empire.....	3,587,420	3,035,925	2,664,829	3,620,683	3,372,755		87,621	69,410	72,617	156,362		160,007
Foreign Countries.....	81,726	59,867	114,356	71,225	45,425		3,686	2,624	5,501	5,045		4,459

No. 19—Imports for Consumption, by Articles and Countries, during Fiscal Years ended March 31, 1914-1918—*Con.*

Imported from—	1914	1915	1916	1917	1918	Imported from—	1914	1915	1916	1917	1918
<b>FOODSTUFFS—Continued.</b> <b>BREADSTUFFS—OTHER THAN GRAIN AND GRAIN PRODUCTS—Concluded.</b> SEMOLINA (Free.)											
United Kingdom.....		\$				RECAPITULATION.					
United States.....					\$ 38	British Empire.....					\$
Total.....					38	Foreign Countries.....					38
<b>TAPIOCA FLOUR. (Dutiable.)</b>											
United Kingdom.....	Lb	Lb	Lb	Lb	Lb	United Kingdom.....	\$	\$	\$	\$	\$
Hong Kong.....	4,609	1,850	6,577	5,581	5,581	Hong Kong.....	195	20	115	275	246
China.....	7,989	2,440	6,752	6,577	5,581	China.....	290	86	230		
France.....	1,404	240	132			France.....	31	16			
Germany.....	1,336	396				Germany.....	25	35	14		
Japan.....	53,923	53,847		1,000	415	Japan.....	1,402	1,292		51	23
Netherlands.....						Netherlands—					
Dutch East Indies.....					53,215	Dutch East Indies.....		17,110	16,935	27,333	2,333
United States.....	526,971	536,880	439,482	554,735	668,026	United States.....	16,911				42,490
Total.....	595,322	594,253	448,216	562,312	727,237	Total.....	18,854	18,559	17,294	27,659	45,092
<b>RECAPITULATION.</b>											
British Empire.....	12,688	2,890	8,602	6,577	5,581	British Empire.....	455	106	345	275	246
Foreign Countries.....	582,634	591,363	439,614	555,735	721,656	Foreign Countries.....	18,399	18,453	16,949	27,384	44,846
<b>OTHER BREADSTUFFS, n.o.p. (Dutiable.)</b>											
United Kingdom.....	\$	\$	\$	\$	\$	Netherlands.....	\$	\$	\$	\$	\$
British East Indies—	34,596	11,818	8,597	7,633	43	Russia.....	77	66			
India.....			14			Turkey.....	41				
Straits Settlements.....	891					United States.....	77,452	110,412	104,567	188,244	195,722
British West Indies.....	72					Total.....	117,639	128,459	119,851	204,473	208,652
Hong Kong.....	956	2,507	4,122	5,533	8,967	RECAPITULATION.					
Newfoundland.....	871	71		40	107	British Empire.....	36,600	14,396	12,733	13,211	9,117
China.....	412	589	970	122	556	Foreign Countries.....	81,039	114,063	107,118	191,262	199,535
France.....	914	872	232	1,015							
Germany.....	1,733	1,138									
Italy.....		63									
Japan.....	406	873	1,349	1,881	3,216						



BREADSTUFFS—TOTAL OTHER THAN GRAIN AND GRAIN PRODUCTS. (Dutiable and Free.)

[illegible]

—

[illegible]

No. 19—Imports for Consumption, by Articles and Countries, during Fiscal Years ended March 31, 1914-1918—*Con.*

Imported from—	1914	1915	1916	1917	1918	Imported from—	1914	1915	1916	1917	1918
<p style="text-align: center;"><b>FOODSTUFFS—Continued.</b> <b>COCOA AND CHOCOLATE.</b></p>											
COCOA BEANS, NOT ROASTED, CRUSHED OR GROUND. (Free to June 6, 1913. Dutiable thereafter, but Free under Preferential.)											
	Lb.	Lb.	Lb.	Lb.	Lb.		\$	\$	\$	\$	\$
United Kingdom.....	759,129	931,500	889,755	1,708,418	60,848	United Kingdom.....	110,540	126,105	143,277	257,854	12,183
British Africa, West.....	33,830				168,000	British Africa, West.....	4,144				14,182
British East Indies—						British East Indies—					
India.....						India.....					
Straits Settlements.....						Straits Settlements.....					
Other.....	53,095	115,920	81,816	67,340	182,004	Other.....	8,026	18,742	12,447	10,025	25,417
British Guiana.....	8,638	15,400				British Guiana.....	1,255	1,649			
British Oceania—						British Oceania—					
Australia.....				9,400		Australia.....				1,787	
Fiji.....	9,817					Fiji.....	1,512				
New Zealand.....						New Zealand.....					
Other.....	12,200		2,200	5,700	5,100	Other.....		1,715	403	961	831
British West Indies.....	2,035,568	1,832,353	2,358,298	3,705,389	5,744,011	British West Indies.....	267,248	205,946	384,154	518,633	652,554
Austria-Hungary.....	39,400					Austria-Hungary.....	5,491				
Brazil.....	7,000					Brazil.....	998				
Cuba.....			2,600			Cuba.....			475		
Ecuador.....	3,500		3,500	21,000	7,800	Ecuador.....	520		516	3,003	991
France.....		55,900				France.....		8,244			
Netherlands.....	78,200	13,300				Netherlands.....	14,662	2,466			
Dutch East Indies.....			6,500			Dutch East Indies.....		1,265			
Switzerland.....	157,500					Switzerland.....	22,320				
United States.....	3,702,080	2,784,300	3,343,900	5,316,300	6,412,700	United States.....	524,618	345,450	555,745	777,361	817,004
Venezuela.....			7,600		50,000	Venezuela.....			1,254		6,524
Total.....	6,887,757	5,760,873	6,696,169	10,833,547	12,630,463	Total.....	961,334	710,407	1,099,536	1,570,524	1,529,776
<p style="text-align: center;"><b>RECAPITULATION.</b></p>											
British Empire.....	2,900,077	2,907,373	3,332,069	5,496,217	6,159,963	British Empire.....	392,725	354,217	540,281	790,160	705,167
Foreign Countries.....	3,987,680	2,853,500	3,364,100	5,337,330	6,470,500	Foreign Countries.....	568,609	356,160	559,255	780,364	824,609
<p style="text-align: center;"><b>COCOA BUTTER. (Dutiable.)</b></p>											
	Lb.	Lb.	Lb.	Lb.	Lb.		\$	\$	\$	\$	\$
United Kingdom.....	281,640	219,565	6,472	682,369	1,537,020	United Kingdom.....	81,595	68,007	2,290	299,700	398,641
British West Indies.....					33,600	British West Indies.....					12,441
France.....	1,000					France.....	156				
Germany.....	237,832	217,176				Germany.....	67,782	62,536			
Netherlands.....	514,058	342,275	1,237	156,421		Netherlands.....	144,982	100,445	436	57,783	

## SESSIONAL PAPER No. 10b

United States.....	85,072	689,124	1,808,174	1,904,094	2,870,517	United States.....	24,136	198,815	582,018	713,798	725,651
Total.....	1,110,602	1,468,140	1,815,883	2,742,884	4,441,207	Total.....	318,651	429,803	584,744	981,281	1,136,736
RECAPITULATION.											
British Empire.....	281,640	219,565	6,472	682,369	1,570,690	British Empire.....	81,595	68,007	2,290	200,700	411,085
Foreign Countries.....	837,962	1,248,575	1,809,411	2,060,515	2,870,517	Foreign Countries.....	237,056	361,796	582,454	771,581	725,651

## COCOA PASTE OR LIQUOR, CHOCOLATE PASTE OR LIQUOR, NOT SWEETENED, IN BLOCKS OR CAKES. (Dutiable.)

United Kingdom.....	Lb.	Lb.	Lb.	Lb.	Lb.	United Kingdom.....	\$	\$	\$	\$	\$
British East Indies—	111,203	12,393	192	1,902	120	British East Indies—	32,647	2,708	50	26	1
India.....						India.....					
Straits Settlements.....		8,130				Straits Settlements.....		755			
Other.....	1,100					Other.....					
Austria-Hungary.....	1,158					Austria-Hungary.....	350				
France.....	42,259	2,240				France.....	176	545			
Germany.....	88,989	1,665				Germany.....	11,728				
Netherlands.....	3,576	2,908				Netherlands.....	24,218	291			
Switzerland.....	77,878	30,537	4,447			Switzerland.....	741	583			
United States.....				3,070	12,900	United States.....	17,620	6,107	909	524	2,931
Total.....	326,163	57,873	4,639	3,138	12,906	Total.....	87,480	10,989	959	550	2,932
RECAPITULATION.											
British Empire.....	111,203	20,523	192	68	6	British Empire.....	32,647	3,463	50	26	1
Foreign Countries.....	214,960	37,350	4,447	3,070	12,900	Foreign Countries.....	54,833	7,526	909	524	2,931

## COCOA PASTE OR LIQUOR, CHOCOLATE PASTE OR LIQUOR, SWEETENED, IN BLOCKS OR CAKES, NOT LESS THAN 2 LBS. IN WEIGHT. (Dutiable.)

United Kingdom.....	Lb.	Lb.	Lb.	Lb.	Lb.	United Kingdom.....	\$	\$	\$	\$	\$
Belgium.....	21,083	18,169	6,623	1,902	120	Belgium.....	4,606	3,837	1,667	655	33
France.....	624	33				France.....	116	4			
Netherlands.....	14,606	7,100	5,000			Netherlands.....	2,820	1,587	842		
Switzerland.....	8,715	7,475	22,725			Switzerland.....	1,843	1,690	6,165		
United States.....	433,690	367,078	306,787	152,718	135,755	United States.....	96,885	79,366	69,764	39,796	36,060
Total.....	478,628	399,855	341,135	154,620	135,875	Total.....	106,240	86,484	78,438	40,481	36,083
RECAPITULATION.											
British Empire.....	21,083	18,169	6,623	1,902	120	British Empire.....	4,606	3,837	1,667	655	33
Foreign Countries.....	457,545	381,686	334,512	152,718	135,755	Foreign Countries.....	101,634	82,647	76,771	39,796	36,060

No. 19—Imports for Consumption, by Articles and Countries, during Fiscal Years ended March 31, 1914-1918—*Con.*

Imported from—	1915	1916	1917	1918	1919	Imported from—	1915	1916	1917	1918	1919
FOODSTUFFS—Continued.											
COCOA AND CHOCOLATE—Concluded.											
COCOA OR CHOCOLATE, PREPARATIONS OF, IN POWDERED FORM. (Dutiable.)											
United Kingdom.....	Lb. 1,222,502	Lb. 1,249,903	Lb. 1,174,491	Lb. 1,449,502	Lb. 17,688	United Kingdom.....	\$ 294,484	\$ 292,471	\$ 291,854	\$ 435,436	\$ 5,697
British West Indies.....	336	125	6			British West Indies.....	68	29	1		
Newfoundland.....	2,493					Newfoundland.....	485				
France.....	1,100	3,510			220	France.....	153	429			75
Germany.....	4,414					Germany.....	73				
Japan.....	112,092	67,975	20,309	16,962	123,092	Japan.....	32,821	19,393	8,280	8,361	9,411
Netherlands.....	11,097	9,762	6,278	6,278	628	Netherlands.....	3,637	628	2,121		592
Switzerland.....	147,881	103,869	84,504	95,684	1,236,696	Switzerland.....	28,068	17,988	18,106	20,231	249,687
United States.....						United States.....					
Total.....	1,501,915	1,427,444	1,286,138	1,562,238	1,378,495	Total.....	359,789	330,938	320,362	464,023	265,462
RECAPITULATION.											
British Empire.....	1,292,838	1,250,028	1,174,497	1,449,502	17,688	British Empire.....	294,552	292,500	291,855	435,436	5,697
Foreign Countries.....	279,077	177,416	111,641	112,646	1,360,807	Foreign Countries.....	65,237	38,438	28,507	28,592	259,765

## COCOA SHELLS AND NIBS. (Dutiable.)

United Kingdom.....	Lb. 650	Lb. 344	Lb. 942	Lb. 1,014	Lb. 7,034	United Kingdom.....	\$ 20	\$ 12	\$ 91	\$ 189	\$ 284
United States.....	2,500		804		7,034	United States.....	106		161		284
Total.....	3,150	344	1,746	1,014	7,034	Total.....	126	12	252	189	284
RECAPITULATION.											
British Empire.....	650	344	942			British Empire.....	20	12	91		
Foreign Countries.....	2,500		804	1,014	7,034	Foreign Countries.....	106		161	189	284
OTHER PREPARATIONS OF COCOA OR CHOCOLATE, N.O.P. AND CONFECTIONERY COATED WITH OR CONTAINING CHOCOLATE. (Dutiable.)											
United Kingdom.....	Lb. 3,530,513	Lb. 2,189,047	Lb. 1,085,637	Lb. 242,034	Lb. 5,533	United Kingdom.....	\$ 709,368	\$ 462,059	\$ 234,404	\$ 80,645	\$ 1,636
Austria-Hungary.....	1,233	1,094	198	33	156	Austria-Hungary.....	10	156			
Belgium.....	9,735	430			175	Belgium.....	2,355	175	46	15	
France.....	2,491	21			3	France.....	1,130	3			
Germany.....						Germany.....					





No. 19—Imports for Consumption, by Articles and Countries, during Fiscal Years ended March 31, 1914-1918—*Con.*

Imported from—	1914	1915	1916	1917	1918	1919
<b>FOODSTUFFS—Continued.</b>						
<b>COCOANUTS AND PREPARATIONS OF—Concluded.</b>						
COCOANUTS, IMPORTED FROM THE PLACE OF GROWTH BY VESSEL DIRECT TO A CANADIAN PORT. [Dutiable. (Free under Preferential from June 6, 1913.)]						
United Kingdom.....	No.	No.	No.	No.	No.	\$
British Guiana.....	77,350	470,320	150,400	181,375	299,055	2,450
British West Indies.....	3,703,151	3,095,989	2,578,627	2,278,468	2,554,618	63,662
San Domingo.....		746				24
Total.....	3,780,501	3,567,055	2,729,027	2,459,843	2,853,673	72,929
RECAPITULATION.						
British Empire.....	3,780,501	3,566,309	2,729,027	2,459,843	2,853,673	72,905
Foreign Countries.....		746				24
Total.....						98,133
<b>COCOANUTS N.O.P. (Dutiable.)</b>						
United Kingdom.....	No.	No.	No.	No.	No.	\$
British Guiana.....	110,433	22,223	1,281,757	71,200	38,950	1,629
British West Indies.....			665	775,450	389,385	24,545
San Domingo.....	166,803	319,539	256,463	698,593	429,538	7,439
United States.....						28,222
Total.....	277,236	341,762	1,538,885	1,545,243	857,873	32,648
RECAPITULATION.						
British Empire.....	110,433	22,223	1,281,757	846,650	428,335	25,202
Foreign Countries.....	166,803	319,539	257,128	698,593	429,538	7,446
Total.....						34,730
<b>COCOANUT, DESICATED, SWEETENED OR NOT. (Dutiable.)</b>						
United Kingdom.....	Lb.	Lb.	Lb.	Lb.	Lb.	\$
British East Indies—	16,385	203,877	42,276	179,359	9,032	18,310
India.....	10,820					
Straits Settlements.....	22,100					
Other.....	991,420	462,194	697,955	1,211,165	1,429,560	41,892
Hong Kong.....	40	110		60	32,600	57,642
China.....	3,145					4
Columbia.....						
Netherlands.....	4,372	2,500			45,000	6,969
United States.....		4,156	239	17,828	31,118	3,190
Total.....	1,048,482	672,837	740,470	1,408,412	1,547,330	56,378
RECAPITULATION.						
British Empire.....	1,040,955	666,181	740,231	1,390,584	1,471,212	105,956
Foreign Countries.....	7,517	6,656	239	17,828	76,118	3,190

## SESSIONAL PAPER No. 106

COPRA OR BROKEN COCOANUT MEAT, NOT SHREDDED, DESICCATED OR PREPARED IN ANY MANNER. [Dutiable. (Free under Preferential.)]

	Lb.	Lb.	Lb.	Lb.	Lb.	\$	\$	\$	\$	\$	\$
United Kingdom.....											
British West Indies.....	324		800						44		
United States.....											
Total.....	324		800						44		
RECAPITULATION.											
British Empire.....	324		800						44		
Foreign Countries.....											

## TOTAL COCOANUTS AND PREPARATIONS OF. (Dutiable and Free.)

	\$	\$	\$	\$	\$	\$	\$	\$	\$	\$	\$
United Kingdom.....	1,898	19,191	4,156	18,310	1,315						
British East Indies—											
India.....	1,098										
Straits Settlements.....	2,334	41,802	52,172	87,612	99,932						
Other.....	96,008	9,243	2,450	5,713	9,133						
British Guiana.....	1,668										
British West Indies.....	108,338	64,284	78,836	93,662	103,752						
Hong Kong.....	1	7		4	4,285						
China.....	301										
Colombia.....											
Netherlands.....		438			6,969						
Total.....											
RECAPITULATION.											
British Empire.....											
Foreign Countries.....											

## COFFEE AND CHICORY.

CHICORY, RAW OR GREEN. (Dutiable.)

	Lb.	Lb.	Lb.	Lb.	Lb.	\$	\$	\$	\$	\$	\$
United Kingdom.....	98,138	35,409	3,136								
Belgium.....		2,362									
France.....	1,102	300									
Germany.....	4,050			42							
Netherlands.....	14,975	4,318	11,202	27,919	19,917						
United States.....											
Total.....	118,265	42,889	14,338	27,961	19,917						
RECAPITULATION.											
British Empire.....	98,138	35,409	3,136								
Foreign Countries.....	20,127	7,480	11,202	27,961	19,917						

No. 19—Imports for Consumption, by Articles and Countries, during Fiscal Years ended March 31, 1914-1918—*Con.*

Imported from—	1914	1915	1916	1917	1918	Imported from—	1914	1915	1916	1917	1918
----------------	------	------	------	------	------	----------------	------	------	------	------	------

FOODSTUFFS—Continued.											
COFFEE AND CHICORY—Continued.											
CUCURY, KILN-DRIED, ROASTED OR GROUND. (Datable.)											
	Lb.	Lb.	Lb.	Lb.	Lb.		\$	\$	\$	\$	\$
United Kingdom.....	314,622	173,573	14,133	6,534	.....	United Kingdom.....	13,747	7,769	.....	973	.....
Belgium.....	41,297	41,610	22,861	.....	.....	Belgium.....	1,738	1,741	983	.....	.....
Denmark.....	.....	.....	430	.....	.....	Denmark.....	.....	.....	25	70	.....
France.....	560	480	.....	275	.....	France.....	40	32	.....	.....	.....
Germany.....	2,466	1,215	.....	.....	.....	Germany.....	99	82	.....	.....	.....
Netherlands.....	3,300	4,480	.....	.....	.....	Netherlands.....	163	208	.....	.....	.....
Sweden.....	.....	420	.....	.....	.....	Sweden.....	.....	30	.....	.....	.....
United States.....	61,250	82,211	114,292	71,897	86,361	United States.....	4,343	6,779	9,451	6,328	8,780
Total.....	423,555	303,569	152,136	78,706	86,361	Total.....	20,130	16,611	11,462	7,078	8,780
RECAPITULATION.						RECAPITULATION.					
British Empire.....	314,622	173,573	14,133	6,534	.....	British Empire.....	13,747	7,769	973	680	.....
Foreign Countries.....	108,933	129,996	138,003	72,172	86,361	Foreign Countries.....	6,383	8,842	10,489	6,398	8,780

COFFEE, CONDENSED WITH MILK. (Datable.)											
	Lb.	Lb.	Lb.	Lb.	Lb.		\$	\$	\$	\$	\$
United Kingdom.....	1,374	1,485	6,099	116	.....	United Kingdom.....	322	358	1,356	42	.....
United States.....	.....	.....	.....	20	10	United States.....	.....	.....	.....	4	4
Total.....	1,374	1,485	6,099	136	10	Total.....	322	358	1,356	46	4
RECAPITULATION.						RECAPITULATION.					
British Empire.....	1,374	1,485	6,099	116	.....	British Empire.....	322	358	1,356	42	.....
Foreign Countries.....	.....	.....	.....	20	10	Foreign Countries.....	.....	.....	.....	4	4

COFFEE, GREEN, IMPORTED DIRECT FROM THE COUNTRY OF GROWTH AND PRODUCTION, OR PURCHASED IN BOND IN THE UNITED KINGDOM. (Free to August 22, 1914, Dutiable thereafter.)											
	Lb.	Lb.	Lb.	Lb.	Lb.		\$	\$	\$	\$	\$
United Kingdom.....	1,027,894	1,046,180	504,897	413,291	20,257	United Kingdom.....	175,426	157,109	75,938	66,747	2,638
Aden.....	145,847	101,785	24,000	49,236	8,400	Aden.....	25,145	17,968	4,857	9,102	1,318
British East Indies—						British East Indies—					
India.....	3,300	8,400	.....	.....	.....	India.....	422	1,597	.....	.....	.....
Straits Settlements.....	.....	.....	.....	.....	.....	Straits Settlements.....	.....	.....	.....	.....	.....
Other.....	30,000	80,452	9,671	26,700	106,165	Other.....	2,217	9,748	4,283	5,414	13,746
British Guiana.....	13,131	32,633	.....	.....	.....	British Guiana.....	1,763	.....	.....	.....	.....
British Honduras.....	26,858	.....	.....	.....	.....	British Honduras.....	4,901	.....	.....	.....	.....
British West Indies.....	359,401	762,964	788,241	2,212,981	2,040,875	British West Indies.....	47,961	93,537	86,145	242,875	226,359



## SESSIONAL PAPER No. 10b

Abyssinia.....	29,200	33,984	19,250	3,635	6,054	2,390
Argentine Republic.....	9,516,140	10,580,558	10,132,788	1,139,485	815,815	933,676
Brazil.....	1,026,684	1,249,672	1,014,335	149,029	1,057,941	176,390
Colombia.....	187,066	91,581	169,042	34,737	182,061	182,573
Costa Rica.....	14,990	293,734	372,746	64,291	23,898	51,078
Cuba.....	374,673	700	571,338	64,291	49,866	123,272
Guatemala.....	1,362,524	755,155	66,695	220,490	68,163	69,930
Haiti.....	96,533	168,286	66,695	17,906	76,318	14,618
Mexico.....	60,400	74,949	6,200	10,495	12,101	14,618
Netherlands—	173,475	37,567	116,990	27,834	7,934	2,434
Dutch East Indies.....	46,556	65,062	17,700	10,389	13,611	12,464
Nicaragua.....	10,900	739,376	21,250	6,537	3,454	32,900
Salvador.....	903,506	13,848,697	954,337	10,313	14,190	297
Turkey.....	1,600,431	1,999,781	1,359,742	8,258	3,126	2,395
United States.....	18,802,447	11,848,916	12,885,781	121,233	109,104	72,289
Hawaii.....				1,561	85	10
Porto Rico.....				2,060,231	1,685,255	1,897,419
Venezuela.....				257,835	173,207	324,138
Total.....				1,802,396	1,254,323	1,502,313
RECAPITULATION.						
British Empire.....						
Foreign Countries.....						

## COFFEE, GREEN, N.O.P. (Dutiable.)

United Kingdom.....	16,244	1 lb.	5,496	1 lb.	5,262	\$	\$
British East Indies—							
India.....						952	
Straits Settlements.....							
Other.....							
British Guiana.....							
British West Indies.....							
Hong Kong.....							
Belgium.....							
Brazil.....							
Colombia.....							
Costa Rica.....							
Ecuador.....							
France.....							
Guatemala.....							
Mexico.....							
Norway.....							
Salvador.....							
Spain.....							
United States.....							
Venezuela.....							
Total.....							
RECAPITULATION.							
British Empire.....							
Foreign Countries.....							

No. 19—IMPORTS for Consumption, by Articles and Countries, during Fiscal Years ended March 31, 1914-1918—*Con.*

Imported from—	1914	1915	1916	1917	1918	1914	1915	1916	1917	1918
<b>FOODSTUFFS—Continued.</b>										
<b>COFFEE AND CHICORY—Concluded.</b>										
COFFEE, EXTRACT OF, N.O.P., OR SUBSTITUTE THEREOF, OF ALL KINDS. (Dutiable.)										
United Kingdom.....	Lb. 144,382	Lb. 88,274	Lb. 77,339	Lb. 105,259	Lb. 2,583	United Kingdom.....	\$ 32,243	\$ 20,765	\$ 20,192	\$ 32,351
British East Indies.....	37					British East Indies.....	6			
France.....	240	606				France.....	20			
St. Pierre and Miquelon.....	49,936	55,327	36,500	58,091	75,411	Germany.....	18,603	26,119	27,198	63,193
Germany.....						United States.....				115,412
United States.....						Total.....	50,872	46,942	47,390	116,444
Total.....	194,595	144,207	113,839	163,350	77,994	RECAPITULATION.				
RECAPITULATION.						British Empire.....	32,240	20,765	20,192	32,351
British Empire.....	144,419	88,274	77,339	105,259	2,583	Foreign Countries.....	18,633	26,177	27,198	63,193
Foreign Countries.....	50,176	55,933	36,500	58,091	75,411	Total.....				
COFFEE, ROASTED OR GROUND, WHEN NOT IMPORTED DIRECT FROM THE COUNTRY OF GROWTH AND PRODUCTION. (Dutiable.)										
United Kingdom.....	Lb. 2,714	Lb. 2,968	Lb. 2,114	Lb. 600	Lb. 100	United Kingdom.....	\$ 750	\$ 768	\$ 479	\$ 184
France.....	560	105				France.....	122			
Netherlands.....	515,082	464,016	368,683	433,516	426,546	Netherlands.....	132,457	107,220	88,046	103,831
United States.....						United States.....				102,397
Total.....	518,356	467,089	370,797	434,116	426,646	Total.....	133,329	108,017	88,525	102,422
RECAPITULATION.						RECAPITULATION.				
British Empire.....	2,714	2,968	2,114	600		British Empire.....	750	768	479	184
Foreign Countries.....	515,642	464,121	368,683	433,516	426,646	Foreign Countries.....	132,579	107,249	88,046	103,831
COFFEE, ROASTED OR GROUND, AND ALL IMITATIONS THEREOF AND SUBSTITUTES THEREOF, INCLUDING ACORN NUTS, N.O.P. (Dutiable.)										
United Kingdom.....	Lb. 9,035	Lb. 11,605	Lb. 4,826	Lb. 982	Lb. 315	United Kingdom.....	\$ 2,104	\$ 2,888	\$ 1,309	\$ 87
British East Indies.....						British East Indies.....				
India.....	8,960	72				India.....	1,543			
British Guiana.....	385					British Guiana.....	63			
British West Indies.....	10				25	British West Indies.....	18			7
Denmark.....				3,485		Denmark.....	2			
France.....		88				France.....				673
Germany.....	412,206	207,108	209,741	301,067	261,123	Germany.....				
United States.....						United States.....	85,015	29,983	20,744	76,237
Total.....	430,606	218,873	214,567	305,534	261,463	Total.....	88,727	32,898	22,053	76,331
RECAPITULATION.						RECAPITULATION.				
British Empire.....	18,390	11,677	4,826	982	340	British Empire.....	2,710	2,906	1,309	94
Foreign Countries.....	412,216	207,196	209,741	304,552	261,123	Foreign Countries.....	85,017	29,992	20,744	76,237

## SESSIONAL PAPER No. 10b

## TOTAL COFFEE AND CHICORY. (Dutiable and Free.)

	Lb.	Lb.	Lb.	Lb.	Lb.	Lb.	Lb.	Lb.	\$	\$	\$	\$	\$	\$
United Kingdom.....	1,614,403	1,363,187	645,835	532,278	23,155	231,549	192,075	105,837	101,242	3,757				
Aden.....	145,847	101,785	24,000	49,296	8,400	23,145	17,968	4,857	9,102	1,318				
British East Indies—														
India.....	12,260	8,400				1,965	1,597							
Straits Settlements.....	30,000	80,464				2,217	9,749							
Other.....	13,526		32,933	26,700	106,165	4,626		979	5,414	13,746				
British Guiana.....	26,858					4,601		4,253						
British Honduras.....	359,438	763,100	811,330	2,212,981	2,045,246	47,907	98,570	88,970	242,875	227,091				
British West Indies.....									3					
Hong Kong.....	29,200					3,635			6,054	2,390				
Abyssinia.....														
Argentina Republic.....														
Belgium.....	41,297	44,032	22,861		19,250	1,738	1,864	983						
Brazil.....	9,516,614	8,371,614	9,496,610	10,893,693	10,239,021	1,130,483	894,336	818,203	1,061,008	964,556				
Colombia.....	1,026,684	1,249,672	1,048,724	1,301,733	1,381,777	149,970	182,064	137,470	183,223	179,687				
Costa Rica.....	157,366	95,031	169,042	422,239	306,239	34,774	15,479	23,898	55,066	54,101				
Cuba.....	14,990					2,436		25						
Denmark.....	10		430			2								
Ecuador.....			50											
France.....	2,473	3,081	1,559	4,360	371	356	328	294	876	89				
St. Pierre and Miquelon.....						20								
Germany.....	3,568	1,909				209	149							
Guatemala.....	374,673	293,734	372,746	495,553	951,412	64,201	48,275	49,866	63,715	123,272				
Havai.....	700					706								
Mexico.....	1,394,350	755,155	571,388	360,045	600,926	228,404	110,371	76,318	50,922	69,959				
Netherlands.....	7,970	4,585		42		467			9					
Dutch East Indies.....	96,533	163,286	66,695	76,318	75,990	17,900	29,353	12,101	14,618	14,618				
Nicaragua.....			6,200	62,857	20,367			439	7,934	2,434				
Norway.....			50						8					
Salvador.....	105,100	74,349	116,990	95,281	274,998	17,945	10,389	13,611	12,464	32,900				
Spain.....				6,170					703					
Sweden.....			420											
Turkey.....	173,475	37,567	17,700			37,834	6,537	3,454						
United States.....	1,240,481	1,445,345	1,851,236	1,654,702	1,271,774	268,011	235,062	272,822	354,076	350,219				
Hawaii.....	46,556	65,062	21,250	15,321	1,900	8,258	10,313	3,126	2,395	297				
Porto Rico.....	10,000		500			1,563			85	10				
Venezuela.....	903,506	739,376	986,720	963,074	571,901	121,233	97,715	113,230	118,633	72,614				
Total.....	17,378,044	15,667,734	16,274,440	19,207,147	17,988,951	2,402,218	1,958,611	1,730,751	2,295,280	2,122,058				
RECAPITULATION.														
British Empire.....	2,202,332	2,318,936	1,523,769	2,821,275	2,182,966	315,570	314,959	204,926	358,636	245,912				
Foreign Countries.....	15,175,712	13,348,798	14,750,671	16,385,872	15,805,985	2,086,648	1,643,652	1,525,825	1,936,644	1,876,146				

## FISH.

## AMBERGRIS. (Free.)

	\$	\$	\$	\$	\$	\$	\$	\$	\$	\$	\$	\$	\$	\$
United Kingdom.....														
France.....	1,456													
United States.....	94	222	174	324	272									
Total.....	1,550	222	174	324	272									
RECAPITULATION.														
British Empire.....														
Foreign Countries.....														
Total.....														





## SESSIONAL PAPER No. 10b

ANCHOVIES, SARDINES, SPRATS, AND OTHER FISH, PACKED IN OIL OR OTHERWISE, IN TIN BOXES WEIGHING OVER 8 OUNCES AND NOT OVER 12 OUNCES EACH. (Dutiable.)

	Box.	Box.	Box.	Box.	Box.	\$	\$	\$	\$	\$
United Kingdom.....	96,319	35,208	25,952	18,936	600	5,828	2,600	1,826	2,118	48
Hong Kong.....		33		192	1,554				26	351
Belgium.....	1,200	4,000				63	251			
China.....		144		102			17			
France.....	20,672	15,255	22,054	52,785	24	2,556	1,891	3,082	8,158	2
Germany.....	16,500	200	800			1,239	24			
Italy.....	1,400					1,214		37		
Japan.....	144			96	33		14		6	9
Norway.....	119,000	101,000	31,000		33	13,719	6,469	6,394	2,524	76
Portugal.....	270,700	6,500	5,200	1,426	1,000	13	815		156	
Sweden.....	2,500	52	5,000			141	6	364		
United States.....	3,952	17,647	8,780	22,626	141,522	592	2,124	1,250	2,128	11,831
Total.....	413,343	109,083	168,795	127,163	144,723	24,755	14,307	13,575	15,139	12,317
RECAPITULATION.										
British Empire.....	96,319	35,241	25,952	19,128	2,154	5,828	2,606	1,826	2,144	399
Foreign Countries.....	317,024	163,842	142,843	108,035	142,569	18,927	11,611	11,749	12,995	11,918

ANCHOVIES, SARDINES, SPRATS, AND OTHER FISH PACKED IN OIL OR OTHERWISE IN TIN BOXES WEIGHING 8 OUNCES OR LESS. (Dutiable.)

	Box.	Box.	Box.	Box.	Box.	\$	\$	\$	\$	\$
United Kingdom.....	1,205,883	961,838	660,904	525,244	99,529	66,103	53,241	31,000	41,228	9,026
Hong Kong.....		192		240					15	
Belgium.....	75,754	74,304	44,700			3,719	3,531	1,959	44	
China.....				114						
France.....	333,481	217,422	68,712	34,636	13,560	27,474	17,365	6,699	7	1,597
Germany.....	6,600	18,900	6,500			433	988	314		
Greece.....			1,500		100					8
Italy.....	50,920	28,800	14,427	4,100	600	4,133	2,102	74	291	46
Japan.....	816	240		432	3,608	70	27	1,059	55	385
Netherlands.....										
Norway.....	5,037,377	3,737,646	2,445,555	2,528,460	845,782	264,473	199,903	140,841	218,776	84,277
Portugal.....	141,500	156,040	74,300	125,800	39,281	8,591	9,867	5,984	10,129	4,132
Spain.....	3,700	7,800		27,700	24,290	234	330		2,578	1,736
Sweden.....	25,700	22,484	8,500		2,500	1,232	1,018	669		211
United States.....	47,143	60,901	75,192	672,280	238,834	3,537	4,414		46,739	25,479
Total.....	6,929,874	5,205,767	3,400,650	3,917,006	1,267,994	379,999	293,278	205,468	323,453	126,897
RECAPITULATION.										
British Empire.....	1,205,883	962,030	661,264	525,454	99,529	66,103	53,267	34,015	41,272	9,026
Foreign Countries.....	5,723,991	4,333,737	2,739,386	3,393,522	1,168,465	313,896	240,011	171,453	282,181	117,871

No. 19—Imports for Consumption, by Articles and Countries, during Fiscal Years ended March 31, 1914-1918—*Con.*

Imported from—	1914	1915	1916	1917	1918	1914	1915	1916	1917	1918
<b>FOODSTUFFS—Continued.</b>										
<b>FISH—Continued.</b>										
<b>BAR FISH, FRESH, NOT IN BARRELS. (Dutiable.)</b>										
<b>Imported from—</b>										
United Kingdom.....	Lb.	Lb.	Lb.	Lb.	Lb.	United Kingdom.....	\$	\$	\$	\$
China.....	267	74,647	160	160	160	China.....	9	19	19	45
United States.....	33,472	74,647	160	160	160	United States.....	523	1,741	19	45
Total.....	33,739	74,647	160	160	160	Total.....	532	1,741	19	45
<b>RECAPITULATION.</b>										
British Empire.....	33,739	74,647	160	160	160	British Empire.....	532	1,741	19	45
Foreign Countries.....						Foreign Countries.....				
<b>BAIT FISH, SALTED, NOT IN BARRELS. (Dutiable.)</b>										
<b>Imported from—</b>										
United Kingdom.....	Lb.	Lb.	Lb.	Lb.	Lb.	United Kingdom.....	\$	\$	\$	\$
St. Pierre and Miquelon.....	20	4,000	4,717	4,717	4,717	St. Pierre and Miquelon.....	2	120	498	498
United States.....	20	4,000	4,717	4,717	4,717	United States.....	2	120	498	498
Total.....	20	4,000	4,717	4,717	4,717	Total.....	2	120	498	498
<b>RECAPITULATION.</b>										
British Empire.....	20	4,000	4,717	4,717	4,717	British Empire.....	2	120	498	498
Foreign Countries.....						Foreign Countries.....				
<b>BAIT FISH, CLAM OR OTHER, FRESH OR SALTED. (Dutiable. (Free from Newfoundland.))</b>										
<b>Imported from—</b>										
United Kingdom.....	Brl.	Brl.	Brl.	Brl.	Brl.	United Kingdom.....	\$	\$	\$	\$
Newfoundland.....	60	201	80	80	80	Newfoundland.....	280	1,291	180	180
Total.....	60	201	80	80	80	Total.....	280	1,291	180	180
<b>RECAPITULATION.</b>										
British Empire.....	60	201	80	80	80	British Empire.....	280	1,291	180	180
Foreign Countries.....						Foreign Countries.....				

## SESSIONAL PAPER No. 10b

Con, Haddock, Ling and Pollock, Dry Salted. (Dutiable.)

United Kingdom.....	Lb. 300	Lb. 112	Lb. 1,454	Lb. 336	Lb. 300	United Kingdom.....	\$ 25	\$ 8	\$	\$
Hong Kong.....	125	240	40	4,569	80	Hong Kong.....	5	32	144	53
Newfoundland.....						Newfoundland.....			2	445
China.....			9,404			China.....				12
France—						France—			1,148	
St. Pierre and Miquelon.....	185	95	20	65		St. Pierre and Miquelon.....	6	4	1	4
Italy.....			2,054			Italy.....			223	
Japan.....		519	5,805	511	1,324	Japan.....		44	304	225
United States.....	57,862	54,073	104,862	57,996	30,823	United States.....	3,942	5,145	8,526	3,292
Alaska.....		150			200	Alaska.....		15		10
Venezuela.....			911			Venezuela.....			35	
Total.....	58,462	55,189	124,550	63,477	32,727	Total.....	3,978	5,248	10,383	3,585
RECAPITULATION.										
British Empire.....	425	352	1,404	4,905	380	British Empire.....	30	40	146	58
Foreign Countries.....	58,037	54,837	123,056	58,572	32,347	Foreign Countries.....	3,948	5,208	10,237	3,527

Cod, Haddock, Ling and Pollock, Smoked. (Dutiable.)

	Lb.	Lb.	Lb.	Lb.	Lb.	Lb.	\$	\$	\$	\$	\$
United Kingdom.....	28,480					United Kingdom.....	1,855				
Hong Kong.....	260					Hong Kong.....	5				
United States.....	325		177	466	400	United States.....	33		18	63	58
Total.....	29,065		177	466	400	Total.....	1,893		18	65	58
RECAPITULATION.						RECAPITULATION.					
British Empire.....	28,740					British Empire.....	1,860				
Foreign Countries.....	325		177	466	400	Foreign Countries.....	33		18	65	58

Con, Haddock, Ling and Pollock, Dry Salted or Smoked. (Dutiable. (Free from Newfoundland.)]

	Lb.	Lb.	Lb.	Lb.	Lb.	Lb.	\$	\$	\$	\$	\$
United Kingdom.....	8,109,900	6,945,300	2,652,300	7,362,600	7,206,800	United Kingdom.....	422,944	345,229	136,224	425,416	472,732
Newfoundland.....						Newfoundland.....					
Total.....	8,109,900	6,945,300	2,652,300	7,362,600	7,206,800	Total.....	422,944	345,229	136,224	425,416	472,732
RECAPITULATION.						RECAPITULATION.					
British Empire.....	8,109,900	6,945,300	2,652,300	7,362,600	7,206,800	British Empire.....	422,944	345,229	136,224	425,416	472,732
Foreign Countries.....						Foreign Countries.....					

No. 19—Imports for Consumption, by Articles and Countries, during Fiscal Years ended March 31, 1914-1918—*Con.*

Imported from—	1914	1915	1916	1917	1918	Imported from—	1914	1915	1916	1917	1918
<b>FOODSTUFFS—Continued.</b> <b>FISH—Continued.</b> <b>COD, HADDOCK, LING AND POLLOCK, FRESH. [Dutiable. (Free from Newfoundland.)]</b>											
	Lb.	Lb.	Lb.	Lb.	Lb.		\$	\$	\$	\$	\$
United Kingdom.....	67,164	82,276	140,255	975,591	725,339	United Kingdom.....	2,361	2,801	3,219	32,126	26,699
Newfoundland.....	183,303	213,279	29,393	54,887	276,259	Newfoundland.....	9,099	10,575	1,906	2,585	19,152
United States.....				17,555	59,270	United States.....				368	1,479
Alaska.....						Alaska.....					
Total.....	250,467	295,555	169,648	1,048,033	1,060,368	Total.....	11,460	13,376	5,125	35,079	47,330
RECAPITULATION.						RECAPITULATION.					
British Empire.....	67,164	82,276	140,255	975,591	725,339	British Empire.....	2,361	2,801	3,219	32,126	26,699
Foreign Countries.....	183,303	213,279	29,393	72,442	335,529	Foreign Countries.....	9,099	10,575	1,906	2,953	20,631
<b>COD, HADDOCK, LING AND POLLOCK, PICKLED. [Dutiable. (Free from Newfoundland.)]</b>											
	Lb.	Lb.	Lb.	Lb.	Lb.		\$	\$	\$	\$	\$
United Kingdom.....		39,400	18,600	11,600		United Kingdom.....		1,563	963	474	
Newfoundland.....			500	300	620	Newfoundland.....		12	22	7	38
United States.....						United States.....					
Total.....	200	39,400	19,100	11,900	620	Total.....	12	1,563	985	481	38
RECAPITULATION.						RECAPITULATION.					
British Empire.....		39,400	18,600	11,600		British Empire.....		1,563	963	474	
Foreign Countries.....	200		500	300	620	Foreign Countries.....	12		22	7	38
<b>COD, HADDOCK, LING AND POLLOCK, WET SALTED. [Dutiable. (Free from Newfoundland.)]</b>											
	Lb.	Lb.	Lb.	Lb.	Lb.		\$	\$	\$	\$	\$
United Kingdom.....	60,800	103,700				United Kingdom.....	1,746	2,598			
Newfoundland.....	1,240	276	200		63	Newfoundland.....	73	19	18		4
United States.....						United States.....					
Total.....	62,040	103,976	200		63	Total.....	1,819	2,617	18		4
RECAPITULATION.						RECAPITULATION.					
British Empire.....	60,800	103,700				British Empire.....	1,746	2,598			
Foreign Countries.....	1,240	276	200		63	Foreign Countries.....	73	19	18		4



## SESSIONAL PAPER No. 10b

HADBUT, FRESH. [Dutiable. (Free from Newfoundland.)]

	Lb.	Lb.	Lb.	Lb.	Lb.	\$	\$	\$	\$	\$
United Kingdom.....	325,717	147,852	135,778	135,108	164,111	19,114	10,405	9,193	10,319	16,651
Newfoundland.....	1,553,682	1,104,662	634,329	323,711	256,612	86,278	54,454	25,163	24,937	31,411
United States.....	431,583	291,666	133,992	125,121	71,576	21,729	15,093	4,566	8,545	4,268
Total.....	2,313,982	1,544,280	904,099	588,940	492,299	127,121	79,952	38,922	43,801	52,330
RECAPITULATION.										
British Empire.....	325,717	147,852	135,778	135,108	164,111	19,114	10,405	9,193	10,319	16,651
Foreign Countries.....	1,988,265	1,396,428	768,321	453,832	328,188	108,007	69,547	29,729	33,482	35,679

HADBUT, PICKLED. [Dutiable. (Free from Newfoundland.)]

	Lb.	Lb.	Lb.	Lb.	Lb.	\$	\$	\$	\$	\$
United Kingdom.....										
Newfoundland.....	77	400	200	900	90	8	16	5	30	5
United States.....					130					23
Total.....	77	400	200	900	220	8	16	5	30	28
RECAPITULATION.										
British Empire.....			200	900	90				30	5
Foreign Countries.....	77	400			130	8	16	5		23

HERRINGS, FRESH. [Dutiable. (Free from Newfoundland.)]

	Lb.	Lb.	Lb.	Lb.	Lb.	\$	\$	\$	\$	\$
United Kingdom.....	593,660	560,489	90,472	96,560	514,917	13,966	13,776	2,240	2,015	14,278
Newfoundland.....	725	10,795	11,727	710	900	31	504	502	30	36
United States.....					3,750					48
Alaska.....										
Total.....	594,385	571,284	102,199	97,270	519,267	13,997	14,280	2,742	2,045	14,362
RECAPITULATION.										
British Empire.....	593,660	560,489	90,472	96,560	514,917	13,966	13,776	2,240	2,015	14,278
Foreign Countries.....	725	10,795	11,727	710	4,350	31	504	502	30	84

HERRINGS, PICKLED OR SALTED. [Dutiable. (Free from Newfoundland.)]

	Lb.	Lb.	Lb.	Lb.	Lb.	\$	\$	\$	\$	\$
United Kingdom.....	1,417,096	1,495,059	882,899	783,300	157,718	66,952	64,883	56,834	46,454	13,115
British Oceania—										
Australia.....			30					2		
Hong Kong.....	200	974	410	491		6	116	54	45	
Newfoundland.....	4,516,231	6,701,270	14,109,554	8,838,925	12,473,546	85,471	124,696	253,842	238,101	500,732
Belgium.....		53					32			
China.....	360	2,840	300			27	329	9		

No. 19—Imports for Consumption, by Articles and Countries, during Fiscal Years ended March 31, 1914-1918—*Con.*

Imported from—	1914	1915	1916	1917	1918	Imported from—	1914	1915	1916	1917	1918
<b>FOODSTUFFS—Continued.</b> <b>FISH—Continued.</b> <b>HERRINGS, PICKLED OR SALTED. [Dutiable. (Free from Newfoundland.)]—Concluded.</b>											
Japan.....	Lb.	Lb.	Lb.	Lb.	Lb.	Japan.....	\$	\$	\$	\$	\$
Netherlands.....	414	380	200	220	14	Netherlands.....	14	19	8	8	16
Norway.....	905,571	531,222	76,850	290,035	46,287	Norway.....	46,287	29,962	6,222	20,004	20,004
Sweden.....	222,199	48,380	120	328,585	9,492	Sweden.....	9,492	2,140	21,782	42,960	514,177
United States.....	7,700	250,078	267,593	264,755	263	United States.....	263	14,379	15,543	22,266	23,922
Alaska.....	296,587	250,078	267,593	340	15,985	Alaska.....	15,985	236,493	332,514	327,260	538,142
Total.....	7,366,358	9,030,376	15,337,836	10,230,436	12,896,579	Total.....	234,497	189,655	310,752	284,300	514,177
RECAPITULATION.						RECAPITULATION.		46,838	21,782	42,960	23,965
British Empire.....	5,933,527	8,197,303	14,992,893	9,621,816	152,429	British Empire.....	152,429	40,838	310,752	284,300	514,177
Foreign Countries.....	1,432,831	833,073	344,943	608,620	72,068	Foreign Countries.....	72,068		21,782	42,960	23,965
<b>HERRINGS, SMOKED. [Dutiable. (Free from Newfoundland.)]</b>											
United Kingdom.....	Lb.	Lb.	Lb.	Lb.	Lb.	United Kingdom.....	\$	\$	\$	\$	\$
Newfoundland.....	6,051	214,080	83,005	410,786	414	Newfoundland.....	414	8,167	3,312	22,005	7,014
United States.....	100	720	921	935	10	United States.....	10	77	89	106	86
Total.....	6,151	214,800	83,926	411,721	424	Total.....	424	8,244	3,401	22,201	7,100
RECAPITULATION.						RECAPITULATION.					
British Empire.....	6,151	214,080	83,005	410,786	424	British Empire.....	424	8,167	3,312	22,005	7,014
Foreign Countries.....		720	921	935		Foreign Countries.....		77	89	106	86
<b>LIVE FISH AND FISH EGGS FOR PROPAGATING PURPOSES. (Free.)</b>											
United Kingdom.....	\$	\$	\$	\$	\$	United Kingdom.....	\$	\$	\$	\$	\$
United States.....	568	665	653	1,279	2,429	United States.....	2,429	665	663	1,279	2,429
Alaska.....			10			Alaska.....					
Total.....	568	665	663	1,279	2,429	Total.....	568	665	663	1,279	2,429

## SESSIONAL PAPER No. 106

LOBSTERS, CANNED [Dutiable. (Free from Newfoundland.)]

	Lb.	Lb.	Lb.	Lb.	Lb.	\$	\$	\$	\$	\$	\$
United Kingdom.....	948		96	86			220		42	41	
British Oceania—											
New Zealand.....	3,805	2,837	210				806	670	45		
Newfoundland.....	52,087	31,020	135,782	55,132	108,944		21,537	8,630	37,788	17,360	40,348
China.....	80						8				
United States.....	806		190	165	80		182		66	62	53
Total.....	57,816	33,857	136,278	55,383	109,024		22,753	9,300	37,941	17,463	40,401
RECAPITULATION.											
British Empire.....	56,840	33,857	136,088	55,218	108,944		22,563	9,300	37,875	17,401	40,348
Foreign Countries.....	976		190	165	80		190		66	62	53
Total.....											

LOBSTERS, FRESH. [Dutiable. (Free from Newfoundland.)]

	\$	\$	\$	\$	\$	\$	\$	\$	\$	\$	\$
United Kingdom.....	48										
Newfoundland.....	3,309	2,650	4,683	6,251	2,349		48			64	
United States.....							3,309	2,650	4,683	6,251	2,349
Total.....	3,357	2,650	4,683	6,315	2,349						

MACKEREL, FRESH. [Dutiable. (Free from Newfoundland.)]

	Lb.	Lb.	Lb.	Lb.	Lb.	\$	\$	\$	\$	\$	\$
United Kingdom.....	360										
United States.....	943	408	2,444	10,106	12,604		152	28	238	1,207	1,436
Total.....	943	768	2,444	10,106	12,604		152	81	238	1,207	1,436
RECAPITULATION.											
British Empire.....	360						152	28	238		
Foreign Countries.....	943	408	2,444	10,106	12,604		152	53	238	1,207	1,436

MACKEREL, PICKLED. [Dutiable. (Free from Newfoundland.)]

	Lb.	Lb.	Lb.	Lb.	Lb.	\$	\$	\$	\$	\$	\$
United Kingdom.....	6,600										
Hong Kong.....	3,386		3,200				320				
Newfoundland.....							78				
Norway.....	212						18				
United States.....	3,418	2,244	2,603	6,061	3,443		495	341	341	693	573
Total.....	13,616	2,244	5,803	6,061	3,443		911	341	458	693	573
RECAPITULATION.											
British Empire.....	9,986		3,200				398				
Foreign Countries.....	3,630	2,244	2,603	6,061	3,443		513	341	117	693	573

No. 19—IMPORTS for Consumption, by Articles and Countries, during Fiscal Years ended March 31, 1914-1918—*Con.*

Imported from—	1914	1915	1916	1917	1918	Imported from—	1914	1915	1916	1917	1918
FOODSTUFFS—Continued.											
FISH—Continued.											
OYSTERS, CANNED, IN CANS NOT OVER ONE PINT. (Dutiable.)											
United Kingdom.....	Can	Can	Can	Can	Can	United Kingdom.....	\$	\$	\$	\$	\$
Hong Kong.....	192	240		60		Hong Kong.....	12	21		7	
Japan.....	192	384		96		Japan.....	26	22		19	9
United States.....	429,449	234,684	222,722	390,679	243,308	United States.....	42,604	23,856	21,228	30,064	27,892
Total.....	429,833	235,308	222,722	390,871	243,308	Total.....	42,642	23,899	21,228	30,092	27,901
RECAPITULATION.											
British Empire.....	192	240		156		British Empire.....	12	21		26	
Foreign Countries.....	429,641	235,068	222,722	390,715	243,404	Foreign Countries.....	42,630	23,878	21,228	30,066	27,901
OYSTERS, CANNED, IN CANS OVER ONE PINT AND NOT OVER ONE QUART. (Dutiable.)											
United Kingdom.....	Can	Can	Can	Can	Can	United Kingdom.....	\$	\$	\$	\$	\$
Japan.....			21	48		Japan.....				2	
United States.....	5,429	2,554	4,080	1,922	4,053	United States.....	2,599	1,180	1,436	806	903
Total.....	5,429	2,554	4,701	1,970	4,053	Total.....	2,599	1,180	1,437	809	903
RECAPITULATION.											
British Empire.....						British Empire.....					
Foreign Countries.....	5,429	2,554	4,701	1,970	4,053	Foreign Countries.....	2,599	1,180	1,437	809	903
OYSTERS, CANNED, IN CANS EXCEEDING ONE QUART. (Dutiable.)											
United Kingdom.....	Quart	Quart	Quart	Quart	Quart	United Kingdom.....	\$	\$	\$	\$	\$
United States.....	2,164	436	2,065	1,046	1,548	United States.....	1,195	223	643	431	588
Total.....	2,164	436	2,065	1,046	1,548	Total.....	1,195	223	643	431	588
RECAPITULATION.											
British Empire.....						British Empire.....					
Foreign Countries.....	2,164	436	2,065	1,046	1,548	Foreign Countries.....	1,195	223	643	431	588





No. 19—IMPORTS for Consumption, by Articles and Countries, during Fiscal Years ended March 31, 1914-1918—*Con.*

Imported from—	1914	1915	1916	1917	1918	Imported from—	1914	1915	1916	1917	1918
<b>FOODSTUFFS—Continued.</b>											
<b>FISH—Continued.</b>											
<b>SALMON, FRESH. [Dutiable. (Free from Newfoundland.)]</b>											
United Kingdom.....	Lb.	Lb.	Lb.	Lb.	Lb.	United Kingdom.....	\$	\$	\$	\$	\$
Newfoundland.....	278,745	174,942	234,299	143,357	186,400	Newfoundland.....	23,337	16,101	18,537	13,340	16,900
United States.....	2,033,283	105,933	41,136	110,736	320,914	United States.....	55,740	5,296	2,860	9,818	22,999
Alaska.....	1,104	11,451	3,724	11,031	52,816	Alaska.....	55	573	118	591	4,351
Total.....	2,313,132	292,326	269,109	265,774	560,130	Total.....	79,132	21,970	21,515	23,749	44,250
<b>RECAPITULATION.</b>											
British Empire.....	278,745	174,942	234,299	143,357	186,400	British Empire.....	23,337	16,101	18,537	13,340	16,900
Foreign Countries.....	2,034,387	117,384	41,870	122,417	373,730	Foreign Countries.....	55,795	5,899	2,978	10,409	27,350
<b>SALMON, PICKLED OR SALTED. [Dutiable. (Free from Newfoundland.)]</b>											
United Kingdom.....	Lb.	Lb.	Lb.	Lb.	Lb.	United Kingdom.....	\$	\$	\$	\$	\$
Newfoundland.....	563,000	408,375	657,820	595,716	1,147,200	Newfoundland.....	27,075	20,823	29,377	33,072	33,920
China.....	330					China.....	30				
United States.....	66,145	10,407	9,233	9,008	3,835	United States.....	4,312	1,074	1,001	1,039	592
Alaska.....			100			Alaska.....			10		
Total.....	629,475	418,782	667,213	604,724	1,151,035	Total.....	31,617	21,897	30,388	34,111	84,512
<b>RECAPITULATION.</b>											
British Empire.....	563,000	408,375	657,820	595,716	1,147,200	British Empire.....	27,075	20,823	29,377	33,072	33,920
Foreign Countries.....	66,475	10,407	9,393	9,008	3,835	Foreign Countries.....	4,542	1,074	1,011	1,039	592
<b>SALMON, SMOKED. [Dutiable. (Free from Newfoundland.)]</b>											
United Kingdom.....	Lb.	Lb.	Lb.	Lb.	Lb.	United Kingdom.....	\$	\$	\$	\$	\$
Newfoundland.....	50	1,650	320	320	370	Newfoundland.....	2	215	49		61
United States.....	7,915	1,867	11,615	22,718	25,563	United States.....	1,586	371	2,190	4,437	6,082
Total.....	7,965	3,517	11,935	22,718	25,933	Total.....	1,588	580	2,239	4,437	6,143
<b>RECAPITULATION.</b>											
British Empire.....	50	1,650	320	320	370	British Empire.....	2	215	49		61
Foreign Countries.....	7,915	1,867	11,615	22,718	25,563	Foreign Countries.....	1,586	371	2,190	4,437	6,082

## SESSIONAL PAPER No. 106

SEA FISH, OTHER, FRESH. [Dutiable. (Free from Newfoundland.)]

United Kingdom.....	Lb.	200	Lb.	38	Lb.	376	Lb.	342	Lb.		\$	19	\$	14	\$	128	\$	152	\$	
Hong Kong.....		400		400		897		50				35		35		96				14
Newfoundland.....		65,505		18,445		242,042		76,365		186,172		3,684		740		7,889		2,935		10,142
China.....		732		120								48		36						
France—																				
St. Pierre and Miquelon.....		50		27,625		37,644		68,047		78,319		3,951		1,875		3,076		6,332		6,504
United States.....		48,035						1,800									90			
Alaska.....																				
Total.....		114,472		46,678		280,959		146,554		264,541		7,702		2,702		10,889		9,509		16,660
RECAPITULATION.																				
British Empire.....		65,705		18,883		243,315		76,707		186,222		3,703		789		7,813		3,087		10,156
Foreign Countries.....		48,767		27,795		37,644		69,847		78,319		3,999		1,913		3,076		6,422		6,504

SEA FISH, OTHER, PICKLED. [Dutiable. (Free from Newfoundland.)]

United Kingdom.....	Lb.		Lb.		Lb.		Lb.		Lb.		\$		\$		\$		\$		\$	
Hong Kong.....		386,733		281,910		1,061,467		553,077		1,334,620		13,419		10,134		34,726		20,776		617
Newfoundland.....										469		309		239		197		257		85
Japan.....		5,210		3,488		2,186		2,843		8,540										944
United States.....																				
Total.....		391,943		285,398		1,063,653		555,920		1,347,171		13,728		10,373		34,923		21,033		74,721
RECAPITULATION.																				
British Empire.....		386,733		281,910		1,061,467		553,077		1,338,162		13,419		10,134		34,726		20,776		73,692
Foreign Countries.....		5,210		3,488		2,186		2,843		9,009		309		239		197		257		1,029

SEA FISH, OTHER, PRESERVED. [Dutiable. (Free from Newfoundland.)]

United Kingdom.....	Lb.	61,916	Lb.	64,106	Lb.	4,229	Lb.	48,639	Lb.		\$	7,755	\$	6,216	\$	367	\$	5,579	\$	
Hong Kong.....		120		412		15		442		452		12		5		3		75		91
China.....		116									26		13		6					
France.....		1,069		100		24					131									
Italy.....		1,910								935		916		2,742						143
Japan.....		15,406		45,321								2,637		2,317		1,114		2,083		2,882
Norway.....		26,896		18,880		9,734		13,979		18,522										
United States.....																				
Total.....		107,313		128,939		14,002		63,060		19,909		11,670		41,319		1,490		7,687		3,116
RECAPITULATION.																				
British Empire.....		61,916		64,226		4,229		49,081		452		7,755		6,221		367		5,654		91
Foreign Countries.....		45,397		64,713		9,773		13,979		19,457		3,915		5,098		1,123		2,033		3,025

No. 19—Imports for Consumption, by Articles and Countries, during Fiscal Years ended March 31, 1914-1918—*Con.*

Imported from—	1914	1915	1916	1917	1918	Imported from—	1914	1915	1916	1917	1918
FOODSTUFFS—Continued.											
FISH—Continued.											
SEED AND BREEDING OYSTERS IMPORTED FOR THE PURPOSE OF BEING PLANTED IN CANADIAN WATERS. (Free.)											
United Kingdom.....		\$	\$	\$	\$	RECAPITULATION.	\$	\$	\$	\$	\$
Japan.....		25				British Empire.....					
United States.....	11,031	7,142	1,670	1,400	4,515	Foreign Countries.....	11,031	7,167	1,670	1,400	4,515
Total.....	11,031	7,167	1,670	1,400	4,515						
SQUID. (Free.)											
United Kingdom.....		\$	\$	\$	\$	RECAPITULATION.	\$	\$	\$	\$	\$
Hong Kong.....		11,220	8,674			British Empire.....		12	2,383	12,151	16,546
Newfoundland.....		5,326	3,477			Foreign Countries.....		7,169	9,563	28,550	28,449
China.....		303	160								
Japan.....		6,033	3,216								
United States.....		22,113	25,174								
Total.....		7,181	11,946	40,701	44,995						
OTHER FISH, FRESH, NOT IN BARRELS OR HALF-BARRELS. (Dutiable.)											
United Kingdom.....	Lb.	Lb.	Lb.	Lb.	Lb.	United Kingdom.....	\$	\$	\$	\$	\$
Hong Kong.....	5,504	1,749	574	201		Hong Kong.....	1,440	445	217	80	
China.....	4,813	700	2,386	3,398	95	China.....	443	106	357	529	44
Italy.....	2,425	274	1,910			Italy.....	15	75	266		
Japan.....	184	569				Japan.....	131				
Spain.....	1,408					Spain.....					
Sweden.....	19,250	325				Sweden.....		18			
United States.....	480,475	476,625	305,866	205,985	253,877	United States.....	38,347	33,068	20,345	15,908	23,792
Total.....	514,059	480,242	310,736	209,584	253,972	Total.....	42,815	33,749	21,185	16,517	23,836
RECAPITULATION.											
British Empire.....	10,317	2,449	2,960	3,599	95	British Empire.....	1,883	545	574	609	44
Foreign Countries.....	503,742	477,793	307,776	205,985	253,877	Foreign Countries.....	40,932	33,204	20,611	15,908	23,792



## SESSIONAL PAPER No. 10b

OTHER FISH, FRESH OR DRIED, IN BARRELS OR HALF-BARRELS. (Dutiable.)

	Lb.	Lb.	Lb.	Lb.	Lb.	\$	\$	\$	\$	\$
United Kingdom.....	4,080	2,825	423	1,280	.....	999	292	38	179	.....
Hong Kong.....	43,115	130,178	141,836	139,062	145,418	4,597	16,680	17,040	16,078	23,416
Newfoundland.....	150	.....	.....	100	.....	6	.....	.....	3	.....
China.....	43,826	18,754	9,799	3,180	470	3,036	2,660	557	461	78
France—										
St. Pierre and Miquelon.....	10	160	38	800	.....	1	8	3	56	.....
Italy.....	55	.....	.....	2,195	.....	3	.....	.....	395	.....
Japan.....	117,375	119,810	97,433	94,918	112,507	12,541	14,331	10,680	13,603	22,577
Mexico.....	17,017	5,500	.....	.....	88	1,373	541	.....	.....	8
Norway.....	693,866	672,076	507,037	868,839	561,572	49,165	42,961	34,279	57,872	62,838
United States.....										
Total.....	919,494	949,303	756,566	1,110,354	820,055	71,721	77,446	62,997	88,647	98,917
RECAPITULATION.										
British Empire.....	47,345	133,003	142,259	140,422	145,418	5,602	16,942	17,078	16,260	23,416
Foreign Countries.....	872,149	816,300	614,307	969,932	674,637	66,119	60,504	45,919	72,387	75,501

OTHER FISH, PICKLED, NOT IN BARRELS OR HALF-BARRELS. (Dutiable.)

	Lb.	Lb.	Lb.	Lb.	Lb.	\$	\$	\$	\$	\$
United Kingdom.....	Lb. 954	477	12,953	17,921	8,855	97	38	.....	.....	.....
Hong Kong.....	33,425	14,140	.....	.....	.....	1,461	1,122	1,223	2,141	1,029
Newfoundland.....	20	.....	.....	.....	.....	1	.....	.....	.....	.....
China.....	3,430	3,510	1,216	1,008	.....	301	516	139	123	.....
Germany.....	1,304	17,318	15,836	30,372	7,902	130	.....	.....	.....	.....
Italy.....	32,497	300	1,693	635	505	2,446	1,392	1,397	3,171	1,300
Japan.....	7,901	.....	3,240	16,713	23,153	470	27	176	210	141
Spain.....	.....	.....	40,209	39,147	72,863	.....	.....	519	1,617	2,048
United States.....	22,852	31,202	200	.....	.....	2,039	3,113	3,492	4,717	8,389
Alaska.....	.....	25	.....	.....	.....	.....	3	10	.....	.....
Venezuela.....	1,113	1,623	.....	1,014	2,310	68	65	.....	55	120
Total.....	103,406	68,585	77,354	107,010	115,588	7,013	6,276	6,956	12,034	13,027
RECAPITULATION.										
British Empire.....	34,399	14,617	12,953	17,921	8,855	1,569	1,160	1,223	2,141	1,029
Foreign Countries.....	69,097	53,978	64,396	89,089	106,733	5,454	5,116	5,733	9,893	11,998

No. 19—Imports for Consumption, by Articles and Countries, during Fiscal Years ended March 31, 1914-1918—*Con.*

Imported from—	1914	1915	1916	1917	1918	Imported from—	1914	1915	1916	1917	1918
----------------	------	------	------	------	------	----------------	------	------	------	------	------

FOODSTUFFS—Continued.											
FISH—Concluded.											
OTHER FISH, PICKLED OR SALTED, IN BARRELS. (Dutiable.)											
	Lb.	Lb.	Lb.	Lb.	Lb.		\$	\$	\$	\$	\$
United Kingdom.....	2,442	425	16,466	20,814	11,687	United Kingdom.....	118	30	1,519	2,534	1,751
Hong Kong.....	99,235	16,525	525	1,900	960	Hong Kong.....	7,791	2,099	43	169	115
Newfoundland.....	1,000	2,766	2,990	7,525	1,203	Newfoundland.....	405	264	207	823	204
China.....	10,236	13,636	3,322	6	165	China.....	30	1,219	1	35	48
Greece.....	503	3,322	200	11,329	49,098	Greece.....	1,583	303	805	3,934	
Italy.....	23,304	1,098	33,446	57,072	79,844	Italy.....	1,881	5,817	2,975	4,581	7,911
Japan.....	24,664	77,892	1,318	99,403	142,957	Japan.....	153	125	50		
Norway.....	970	115,864	54,751	20,814	11,687	Norway.....	4,950	2,129	1,519	2,534	1,751
Spain.....	61,434	16,950	38,235	78,589	131,270	Spain.....	280	7,774	3,276	6,693	12,212
Sweden.....	1,417					Sweden.....	17,210	9,903	4,795	9,227	13,963
United States.....	225,205					United States.....					
Venezuela.....						Venezuela.....					
Total.....						Total.....					
RECAPITULATION.											
British Empire.....	102,677	16,950	38,235	20,814	11,687	British Empire.....	7,969	2,129	1,519	2,534	1,751
Foreign Countries.....	122,528	98,914		78,589	131,270	Foreign Countries.....	9,241	7,774	3,276	6,693	12,212

OTHER FISH, PRESERVED IN OIL. (Dutiable.)											
	\$	\$	\$	\$	\$		\$	\$	\$	\$	\$
United Kingdom.....	837	1,046	4,527	5,893	20	Spain.....	5			588	805
British Oceania—						Sweden.....	108	5			
New Zealand.....	2,541	4,463	480	141	6,119	United States.....	1,302	453	3,515	8,656	15,969
Hong Kong.....	794	451	98	140	112	Total.....	8,479	8,760	9,304	19,654	23,570
China.....	1,243	884	1			RECAPITULATION.					
France.....						British Empire.....	3,378	5,509	4,641	6,310	6,139
St. Pierre and Miquelon.....	42	506	508	3,800	346	Foreign Countries.....	3,101	3,251	4,663	13,344	17,431
Germany.....	725	274	61	19	83						
Italy.....	274	404			9						
Japan.....											
Mexico.....											
Norway.....	548	548									

OTHER FISH, PREPARED OR PRESERVED, N.O.P. (Dutiable.)											
	\$	\$	\$	\$	\$		\$	\$	\$	\$	\$
United Kingdom.....	84,059	68,839	16,817	12,518	3,726	Netherlands.....	12,633	16,993	4,967	113	33
British East Indies—						Norway.....	471	212	738	51	
Straits Settlements.....		360				Spain.....		52			
British Oceania—						Sweden.....		31,550	17,017	89,500	73,534
Australia.....						Turkey.....					
New Zealand.....	94	88				United States.....	32,393				

## SESSIONAL PAPER No. 10b

	4,897	6,032	2,464	5,849	7,622	Alaska.	8	25	6
Hong Kong.....	4,897	6,032	2,464	5,849	7,622	Alaska.....	159,191	48,666	98,381
Newfoundland.....	2,051	2,049	1,163	309	143	Total.....	89,050	19,251	11,351
China.....	1,857	2,049	1,369	378	119	RECAPITULATION.	70,141	64,826	87,030
France.....	371	238	133	177	177	British Empire.....			
Germany.....	20,300	12,110	5,831	9,909	12,937	Foreign Countries.....			
Italy.....									
Japan.....									
United States.....									
Total.....	59,595	34,258	26,785	33,474	29,644				
RECAPITULATION.									
United Kingdom.....	30,396	25,065	120	188	100	United Kingdom.....	\$ 2,298	\$ 59	\$ 69
Hong Kong.....	30,378	190				China.....	29	21	41
China.....	1,360					Japan.....	63		
France.....	462					Norway.....	42		
Norway.....	11,550	2,625				United States.....	984	146	
United States.....	15,449	6,378	25,991	33,286	29,484	Total.....	1,942	3,040	5,421
Total.....	59,595	34,258	26,785	33,474	29,644		5,288	3,120	5,481
RECAPITULATION.									
British Empire.....	30,774	25,255	794	188	160	British Empire.....	2,237	1,675	80
Foreign Countries.....	28,821	9,003	25,991	33,286	29,484	Foreign Countries.....	3,051	80	5,096
Total.....	59,595	34,258	26,785	33,474	29,644				

## OTHER FISH, SMOKED OR BONELESS. (Dutiable.)

## OTHER ARTICLES, THE PRODUCE OF THE FISHERIES, N.O.P. [Dutiable. (Free from Newfoundland.)]

	\$	\$	\$	\$	\$		\$	\$	\$
United Kingdom.....	1,093	403	3	81	5	Sweden.....	34,425	17,402	20,664
Hong Kong.....	3,320	3,994	3,185	4,647	5,540	United States.....	25	22,888	35,252
Newfoundland.....	1,239	577	281	80	1,491	Venezuela.....	55,215	42,076	
China.....	367	656				Total.....			
France.....	766	415				RECAPITULATION.			
Germany.....	3,577	171				British Empire.....	5,652	4,974	7,031
Italy.....	137					Foreign Countries.....	49,563	18,989	28,221
Japan.....	7,804	9,959	1,306	5,111	7,557				
Norway.....	459	506	40						
Russia.....	2,003	3,233							
Total.....	2,003	3,233							

## TOTAL FISH. (Dutiable and Free.)

	\$	\$	\$	\$	\$		\$	\$	\$
United Kingdom.....	241,812	200,503	110,555	108,729	26,265	Netherlands.....	46,287	30,378	20,694
British East Indies—						Norway.....	305,998	230,082	221,453
Straits Settlements.....						Portugal.....	8,604	10,682	10,255
British Oceania—						Russia.....	2,003	3,233	6,666
Australia.....	900	758	2	1		Spain.....	239	348	519
New Zealand.....	30,560	41,856	37,204	53,217	67,946	Sweden.....	4,509	1,401	973
Hong Kong.....	636,713	539,115	825,085	825,085	1,269,947	Turkey.....	760,829	520,561	812,810
Newfoundland.....	7,752	1,969	1,361	1,361	763	United States.....	21,792	15,684	789,400
Belgium.....	7,006	4,947	13,610	13,610	1,890	Alaska.....	373	65	9,594
China.....	38,977	23,380	13,610	60		Venezuela.....	2,172,900	1,370,081	10,189
France.....	6,321	1,439	351			Total.....			120
St. Pierre and Miquelon.....	11,693	6,531	4,455	9,065	2,182				
Germany.....	43,737	37,526	18,958	32,280	50,498				
Greece.....					48				
Italy.....									
Japan.....									
Mexico.....									
Total.....									
RECAPITULATION.									
British Empire.....	909,842	812,950	893,466	985,059	689,951				
Foreign Countries.....	1,238,053	1,167,772			1,364,153				
Total.....					1,952,471				

No. 19—Imports for Consumption, by Articles and Countries, during Fiscal Years ended March 31, 1914-1918—*Con.*

Imported from—	1914	1915	1916	1917	1918	Imported from—	1914	1915	1916	1917	1918
<b>FOODSTUFFS—Continued.</b> <b>FRUITS AND NUTS,—FRUITS DRIED.</b> <b>APPLES. (Dutiable.)</b>											
United Kingdom.....	Lb.	Lb.	Lb.	Lb.	Lb.	United Kingdom.....	\$	\$	\$	\$	\$
United States.....	259,034	115,366	668,256	1,893,628	537,354	United States.....	15,576	7,336	41,251	107,252	67,741
Total.....	259,034	115,366	668,256	1,893,628	537,354	Total.....	15,576	7,336	41,251	107,252	67,741
RECAPITULATION.						RECAPITULATION.					
British Empire.....	259,034	115,366	668,256	1,893,628	537,354	British Empire.....	15,576	7,336	41,251	107,252	67,741
Foreign Countries.....	259,034	115,366	668,256	1,893,628	537,354	Foreign Countries.....	15,576	7,336	41,251	107,252	67,741
<b>BANANAS, DRIED OR EVAPORATED. (Dutiable. (Free under Preferential.)</b>											
United Kingdom.....	Lb.	Lb.	Lb.	Lb.	Lb.	United Kingdom.....	\$	\$	\$	\$	\$
British West Indies.....	529	529	650	6	650	British West Indies.....	63	63	33	1	1
United States.....	529	529	650	6	650	United States.....	63	63	33	1	1
Total.....	529	529	650	6	650	Total.....	63	63	33	1	1
RECAPITULATION.						RECAPITULATION.					
British Empire.....	529	529	650	6	650	British Empire.....	63	63	33	1	1
Foreign Countries.....	529	529	650	6	650	Foreign Countries.....	63	63	33	1	1
<b>CURRENTS. (Dutiable.)</b>											
United Kingdom.....	Lb.	Lb.	Lb.	Lb.	Lb.	United Kingdom.....	\$	\$	\$	\$	\$
British Oceania—	193,705	88,273	45,536	142,634	1,523,076	British Oceania—	9,030	4,519	2,264	17,146	192,563
Australia.....	65,800	109,030	35,545	1,197,280	1,523,076	Australia.....	4,114	6,095	1,839	151,645	192,563
Hong Kong.....	8,245,179	7,802,188	5,357,011	1,635,606	88,571	Hong Kong.....	398,401	372,433	297,943	141,597	19,778
Greece.....	96,220	2,929,130	3,214,659	2,154,263	224,247	Greece.....	4,207	200,120	273,552	305,643	30,731
Japan.....	2,009,396	10,928,641	8,655,754	5,129,783	1,835,894	Japan.....	129,311	583,467	575,191	619,031	252,072
United States.....	10,470,300	197,303	84,084	1,339,914	1,523,076	United States.....	545,213	10,614	4,096	168,791	192,563
Total.....	259,505	10,410,795	8,571,670	3,789,869	3,121,818	Total.....	13,144	572,553	571,095	450,240	350,509
RECAPITULATION.						RECAPITULATION.					
British Empire.....	10,410,795	197,303	84,084	1,339,914	1,523,076	British Empire.....	13,144	572,553	571,095	450,240	350,509
Foreign Countries.....	10,410,795	197,303	84,084	1,339,914	1,523,076	Foreign Countries.....	13,144	572,553	571,095	450,240	350,509



## SESSIONAL PAPER No. 10b

DATES. (Dutiable.)

	Lb.	Lb.	Lb.	Lb.	Lb.	Lb.	£	\$	£	\$	£	\$
United Kingdom.....	452,861	309,949	286,324	509,596	3,509	United Kingdom.....	15,801	9,616	10,610	27,360	261	
Hong Kong.....	34,538	2,704	6,126	8,658	10,099	Hong Kong.....	763	111	254	463	800	
China.....	31,065	1,222	8,227	2,227	53	China.....	27	67	25	13	5	
France.....	20,266	12,276	10,887	5,449		France.....	2,816	1,613	1,322	684		
French Africa.....	2,500					French Africa.....	228					
Japan.....					1,630	Japan.....					130	
Persia.....			1,863			Persia.....			86			
Turkey.....	257,913	36,340	2,351			Turkey.....	13,514	942	155			
United States.....	3,602,157	2,837,443	3,517,388	3,901,237	2,593,369	United States.....	210,045	195,668	265,727	399,567	362,075	
Total.....	4,371,230	3,199,934	3,825,766	4,425,177	2,698,660	Total.....	213,194	208,017	278,179	428,087	363,271	
RECAPITULATION.												
British Empire.....	487,399	312,653	292,450	518,254	13,698	British Empire.....	16,564	9,727	10,864	27,823	1,061	
Foreign Countries.....	3,883,831	2,887,281	3,533,316	3,906,923	2,585,052	Foreign Countries.....	226,630	193,290	267,315	400,264	362,210	

Figs. (Dutiable.)

	Lb.	Lb.	Lb.	Lb.	Lb.	Lb.	Lb.	£	\$	£	\$	£	\$
United Kingdom.....	245,795	188,709	33,624	2,616		United Kingdom.....	9,677	7,867	1,321	165			
British West Indies.....	1,323	123				British West Indies.....	102	7	7	5			
Hong Kong.....	266	160	190	150	400	Hong Kong.....	7	8	8	20			
China.....	30	25	90			China.....	1	3					
Cuba.....					2,500	Cuba.....					208		
France.....	5,930	7,308				France.....	404	619					
Greece.....	61,255	1,928	28,432			Greece.....	4,573	200	1,633				
Italy.....	19,250					Italy.....	735						
Japan.....			48			Japan.....			5				
Portugal.....	377,182	347,637	347,800	1,558,355	380,948	Portugal.....	11,182	10,053	15,080	58,891	16,187		
Spain.....	83,715	51,218	183,129	305,844	51,620	Spain.....	2,862	1,684	6,638	17,724	3,802		
Turkey.....	1,297,003	1,317,816	83,320			Turkey.....	82,343	76,932	58				
United States.....	1,185,701	1,394,498	1,147,833	2,456,732	1,754,848	United States.....	74,340	91,323	74,777	169,416	176,289		
Total.....	3,277,450	3,279,422	1,741,471	4,323,697	2,190,316	Total.....	186,226	188,696	99,527	246,201	196,606		
RECAPITULATION.													
British Empire.....	247,384	158,992	33,814	2,766	400	British Empire.....	9,786	7,882	1,328	170	20		
Foreign Countries.....	3,030,066	3,120,430	1,707,657	4,320,931	2,189,916	Foreign Countries.....	176,440	180,814	98,199	246,031	196,586		

PRUNES AND PLUMS, UNSPINED. (Dutiable.)

	Lb.	Lb.	Lb.	Lb.	Lb.	Lb.	Lb.	£	\$	£	\$	£	\$
United Kingdom.....	23,693	23,408	24,252	753	350	United Kingdom.....	969	1,321	1,356	234	19		
Hong Kong.....	549	122	2,026	4,853	3,688	Hong Kong.....	23	8	170	420	381		
Austria-Hungary.....	141,046	113,176				Austria-Hungary.....	8,138	6,556	82	14	12		
China.....	253	375	1,570	184	69	China.....	11	24	892				
France.....	43,949	57,029	3,554	16,964		France.....	2,772	3,786		1,278			

No. 19 —Imports for Consumption, by Articles and Countries, during Fiscal Years ended March 31, 1914-1918—*Con.*

Imported from —	1914	1915	1916	1917	1918	Imported from —	1914	1915	1916	1917	1918
FOODSTUFFS—Continued.											
FRUITS AND NUTS.—FRUITS DRIED—Concluded.											
PRUNES AND PLUMS, UNPITTED. (Dutiable.)—Concluded.											
Spain.....	Lb.	Lb.	Lb.	Lb.	Lb.	Spain.....	\$	\$	\$	\$	\$
Turkey.....	27,558	1,450			95	Turkey.....		1,663			
United States.....	10,382,378	8,040,264	10,985,491	11,469,317	15,201,539	United States.....	588,262	514,809	587,549	753,781	1,227,859
Total.....	10,592,068	8,263,372	11,016,893	11,492,071	15,205,646	Total.....	550,175	528,262	590,049	755,727	1,228,271
RECAPITULATION.											
British Empire.....	24,242	23,530	26,278	5,605	4,038	British Empire.....	992	1,329	1,526	654	400
Foreign Countries.....	10,567,826	8,239,842	10,990,615	11,486,465	15,201,608	Foreign Countries.....	549,183	526,933	588,523	755,073	1,227,871
RAISINS. (Dutiable.)											
United Kingdom.....	Lb.	Lb.	Lb.	Lb.	Lb.	United Kingdom.....	\$	\$	\$	\$	\$
British Oceania—	586,639	226,734	24,262	2,639	29	British Oceania—	30,546	11,659	2,808	317	3
Australia.....	225,176	242,560	11,200	2,240	109,200	Australia.....	11,664	13,799	552	332	14,164
British West Indies.....	6,309	56,919		325	30	British West Indies.....	284	3,896		42	5
Hong Kong.....					68	Hong Kong.....					9
Nowfoundland.....						Nowfoundland.....					5
Chile.....		1,200				Chile.....		175			
France.....	24,359	2,466	7,202			France.....	1,275	165	1,000		
Greece.....	219,839	263,691	223,424			Greece.....	17,028	18,698	12,520		
Italy.....	449					Italy.....	26				
Japan.....					1,572	Japan.....					263
Netherlands.....	9,880					Netherlands.....	551				
Portugal.....	2,800					Portugal.....	158				
Spain.....	7,350,722	4,099,927	492,731	812,659	189,910	Spain.....	416,840	252,636	57,382	83,297	31,400
Turkey.....	1,706,220	1,584,289				Turkey.....	95,080	80,368			
United States.....	11,532,005	16,100,284	23,516,992	27,972,744	32,886,620	United States.....	668,831	1,060,375	1,544,766	2,186,679	2,867,424
Total.....	21,664,379	22,618,070	24,275,811	28,820,607	33,187,420	Total.....	1,242,253	1,441,771	1,619,028	2,270,687	2,913,268
RECAPITULATION.											
British Empire.....	818,105	566,213	35,462	5,204	109,318	British Empire.....	42,494	29,354	3,360	711	14,181
Foreign Countries.....	20,846,274	22,051,857	24,240,349	28,815,403	33,078,102	Foreign Countries.....	1,199,759	1,412,417	1,615,668	2,269,976	2,899,087
OTHER DRIED FRUITS. (Dutiable.)											
United Kingdom.....	Lb.	Lb.	Lb.	Lb.	Lb.	United Kingdom.....	\$	\$	\$	\$	\$
British East Indies—	332,033	330	1,750	3,377	4,693	British East Indies—	22,010	37	292	96	469
Straits Settlements.....						Straits Settlements.....					
British Oceania—						British Oceania—					
Australia.....						Australia.....					
British West Indies.....						British West Indies.....					
Hong Kong.....						Hong Kong.....					
Total.....	123,087	117,976	107,657	149,626	137,554	Total.....	6,175	8,959	7,826	12,636	15,733



No. 19—Imports for Consumption, by Articles and Countries, during Fiscal Years ended March 31, 1914-1918—*Con.*

Imported from—	1914	1915	1916	1917	1918	1914	1915	1916	1917	1918
FOODSTUFFS—Continued.										
FRUITS AND NUTS—FRUITS, GREEN.										
APPLES. (Dutiable.)										
United Kingdom.....	Brl.	Brl.	Brl.	Brl.	Brl.	\$	\$	\$	\$	\$
British Oceania—										
Australia.....	3	52	164	17		10			61	
New Zealand.....		1						491		
Newfoundland.....		1								
United States.....	330,904	269,305	274,966	277,951	426,229	1,104,292	646,751	742,201	791,743	1,528,660
Total.....	330,907	269,359	275,130	277,968	426,229	1,104,302	646,904	742,692	791,804	1,528,660
RECAPITULATION.										
British Empire.....	3	54	164	17		10	243	491	61	
Foreign Countries.....	330,904	269,305	274,966	277,951	426,229	1,104,292	646,851	742,201	791,743	1,528,660
BANANAS. (Free.)										
United Kingdom.....	Bunch.	Bunch.	Bunch.	Bunch.	Bunch.	\$	\$	\$	\$	\$
British West Indies.....	10,212	800			300	5,838	452			73
Cuba.....		400					237			
United States.....	2,624,887	2,548,726	2,192,898	2,188,051	2,143,682	2,657,615	2,295,692	2,230,826	2,615,891	3,280,724
Total.....	2,635,099	2,549,926	2,192,898	2,188,051	2,143,982	2,663,433	2,296,381	2,230,826	2,615,891	3,280,797
RECAPITULATION.										
British Empire.....	10,212	800			300	5,838	452			73
Foreign Countries.....	2,624,887	2,549,126	2,192,898	2,188,051	2,143,682	2,657,615	2,295,929	2,230,826	2,615,891	3,280,724
BERRIES, VIZ.: WILD BLUEBERRIES, WILD STRAWBERRIES, WILD RASPBERRIES AND WILD EDIBLE BERRIES. (Free.)										
United Kingdom.....	\$	\$	\$	\$	\$	\$	\$	\$	\$	\$
Newfoundland.....	3	27	406	251	296					296
United States.....	6,136	18,185	6,939	5,366	3,855	3	27	406	251	296
Total.....	6,139	18,212	7,345	5,557	4,151	6,136	18,185	6,939	5,366	3,855



CHERRIES. (Dutiable.)

CRANBERRIES. (Dutiable.)

CURRENTS. (Dutiable.)

[illegible]



PEACHES. (Dutiable.)

PINEAPPLES. (Free.)

PLUMS. (Dutiable.)

	Bush.	Bush.	Bush.	Bush.	Bush.	\$	\$	\$	\$	\$
United Kingdom.....	4									
Hong Kong.....					6					18
China.....		8					90			
United States.....	123,527	104,896	110,662	114,024	150,022	316,524	251,792	182,685	293,397	409,097
Total.....	123,531	104,904	110,662	114,030	150,022	316,560	251,791	182,685	293,615	409,097
RECAPITULATION.										
British Empire.....	4			6		36				18
Foreign Countries.....	123,527	104,904	110,662	114,024	150,022	316,524	251,791	182,685	293,397	409,097

No. 19—Imports for Consumption, by Articles and Countries, during Fiscal Years ended March 31, 1914-1918—Con.

Imported from—	1914	1915	1916	1917	1918	Imported from—	1914	1915	1916	1917	1918
FOODSTUFFS—Continued.											
FRUITS AND NUTS—FRUITS, GREEN—Concluded.											
QUINCES, APRICOTS, PEARS AND NECTARINES, N.O.P. (Dutiable.)											
	Lb.	Lb.	Lb.	Lb.	Lb.		\$	\$	\$	\$	\$
United Kingdom.....	100					United Kingdom.....	12				
British Oceania—						British Oceania—					
Australia.....		14,700	33,500	3,500		Australia.....		700	1,104	183	
New Zealand.....				73		New Zealand.....					
Hong Kong.....	10,096	6,158	4,566	2,769	7,320	Hong Kong.....	152	139	109	112	218
Japan.....	11,030,675	11,759,893	11,587,420	15,023,636	21,249,285	Japan.....	446,769	383,321	270,778	510,377	691,436
United States.....						United States.....					
Total.....	11,040,871	11,780,751	11,625,576	15,029,975	21,256,605	Total.....	446,933	384,160	271,991	510,377	691,654
RECAPITULATION.											
British Empire.....	100	14,700	33,500	3,573		British Empire.....	12	700	1,104	188	
Foreign Countries.....	11,040,771	11,766,051	11,591,986	15,026,402	21,256,605	Foreign Countries.....	446,921	383,460	270,887	510,689	691,654
OTHER GREEN FRUIT. (Dutiable.)											
	\$	\$	\$	\$	\$		\$	\$	\$	\$	\$
United Kingdom.....	465	211	182	154	21	United States.....	14,381	19,456	17,929	19,998	26,137
British West Indies.....		7	105	196	471	Porto Rico.....				7	
Hong Kong.....	293	36			140	Total.....	21,813	33,355	23,823	33,046	35,621
Newfoundland.....	1					RECAPITULATION.					
Austria-Hungary.....	457			190		British Empire.....	759	254	439	350	632
China.....	246	5	188	1,057	8,852	Foreign Countries.....	21,054	33,101	23,381	32,696	34,989
France.....			153	1,440							
Italy.....	5,964	13,640	5,109	4							
Japan.....	6		5								
FRUITS AND NUTS—TOTAL GREEN FRUITS. (Dutiable and Free.)											
	\$	\$	\$	\$	\$		\$	\$	\$	\$	\$
United Kingdom.....	237,386	92,589	78,512	69,514	751	Italy.....	516,573	307,491	172,924	171,750	131,779
British Oceania—						Japan.....	78,715	72,252	38,051	75,376	52,039
Australia.....			461	244		Mexico.....	38,217	31,266	13,154	1,072	2,624
New Zealand.....	314	938	1,595			Spain.....	38,863	22,623	21,034	43,292	23,405
British West Indies.....	89,896	18,307	43,668	40,512	34,455	United States.....	9,989,337	9,075,564	8,376,556	10,389,606	13,209,192
Hong Kong.....	2,943	7,073	1,720	2,833	5,961	Alaska.....			8		
Newfoundland.....	10	249	406	251	296	Porto Rico.....	30			4,587	





No. 19—Imports for Consumption, by Articles and Countries, during Fiscal Years ended March 31, 1914-1918—Con.

Imported from—	1914	1915	1916	1917	1918	Imported from—	1914	1915	1916	1917	1918
FOODSTUFFS—Continued.											
FRUITS AND NUTS—FRUITS PRESERVED OR CANNED—Concluded.											
FRUITS, PRESERVED IN BRANDY OR PRESERVED IN OTHER SPIRITS, AND CONTAINING NOT MORE THAN 40 PER CENT OF PROOF SPIRITS. (Dutiable.)											
United Kingdom.....	Gal. 124	Gal. 13	Gal.	Gal. 14	Gal.	United Kingdom.....	\$ 184	\$ 63	\$	\$ 35	\$
France.....	115	.....	.....	24	.....	France.....	216	.....	.....	.....	77
Italy.....	102	.....	.....	.....	.....	Italy.....	72	.....	.....	.....	400
United States.....	123	63	9	32	126	United States.....	251	39	168	.....	.....
Total.....	469	76	9	46	150	Total.....	727	314	39	203	477
RECAPITULATION.						RECAPITULATION.					
British Empire.....	124	13	.....	14	.....	British Empire.....	184	63	.....	35	.....
Foreign Countries.....	345	63	9	32	150	Foreign Countries.....	543	251	39	168	477
FRUITS, PRESERVED IN BRANDY OR PRESERVED IN OTHER SPIRITS, AND CONTAINING MORE THAN 40 PER CENT OF PROOF SPIRITS. (Dutiable.)											
United Kingdom.....	Gal. 1	Gal. 7	Gal. 6	Gal.	Gal.	United Kingdom.....	\$	\$ 73	\$ 100	\$	\$
France.....	22	15	60	6	.....	France.....	53	148	894	35	.....
United States.....	.....	.....	.....	.....	.....	United States.....	.....	.....	.....	.....	.....
Total.....	23	22	66	6	.....	Total.....	55	221	994	35	.....
RECAPITULATION.						RECAPITULATION.					
British Empire.....	1	7	6	.....	.....	British Empire.....	2	73	100	.....	.....
Foreign Countries.....	22	15	60	6	.....	Foreign Countries.....	53	148	894	35	.....
GINGER, PRESERVED. (Dutiable).											
United Kingdom.....	Lb. 39,841	Lb. 27,945	Lb. 25,042	Lb. 39,319	Lb. 90	United Kingdom.....	\$ 5,017	\$ 4,204	\$ 3,602	\$ 6,118	\$ 58
British West Indies.....	.....	84	.....	50	862	British West Indies.....	.....	13	.....	15	70
Hong Kong.....	124,692	151,396	92,745	164,694	97,436	Hong Kong.....	8,099	9,900	5,608	14,500	10,825
China.....	81,771	53,768	22,521	138,280	97,196	China.....	4,949	6,179	1,719	15,030	9,530
Japan.....	11,886	2,788	373	17,594	16,645	Japan.....	374	111	224	579	599
United States.....	6,136	2,500	9,853	31,509	16,713	United States.....	904	453	1,469	3,756	2,483
Total.....	204,326	278,429	157,561	391,435	228,992	Total.....	19,342	20,860	12,632	40,048	23,565
RECAPITULATION.						RECAPITULATION.					
British Empire.....	164,533	179,375	115,787	204,063	98,433	British Empire.....	13,116	14,117	9,210	20,633	10,953
Foreign Countries.....	39,793	99,054	41,774	187,372	130,554	Foreign Countries.....	6,226	6,743	3,422	19,415	12,612

## SESSIONAL PAPER No. 10b

JELLIES, JAMS, AND PRESERVES, AND CONDENSED MINCE-MEAT. (Dutiable.)

	Lb.	Lb.	Lb.	Lb.	Lb.	Lb.	\$	\$	\$	\$
United Kingdom.....	6,135,355	4,464,082	2,098,761	1,123,174	51,862					
British East Indies—										
India.....	24			30						
British Guiana.....										
British Oceania—										
Australia.....	1,032	1,890					535,524	377,261	191,780	122,469
New Zealand.....		24,750	1,718	432				2,008	140	53
British West Indies.....	1,361	976	1,066	736	1,198		332	167	206	134
Hong Kong.....	1,092	1,241	322	652	1,982		30	100	16	49
Austria-Hungary.....	6,043						398			
Belgium.....	2,200						424			
China.....	88	208	653	30	216		6	13	49	6
Denmark.....	10							2		
France.....	42,295	17,544	6,613	5,463	215		7,872	1,990	1,462	1,269
Germany.....	6						2			
Italy.....	44,764	23,044	27,616	1,320			7,155	3,708	5,242	290
Japan.....	136	438	100	36	67		12	18	16	4
Netherlands.....	1,102						122			
Norway.....		200						20		
Portugal.....	75									
Switzerland.....	1,721	468					216	63		
Turkey.....	80						6			
United States.....	134,106	106,277	74,914	141,146	164,003		27,700	16,715	9,755	26,167
Hawaii.....	2,970		18				597		1	
Total.....	6,424,420	4,640,128	2,211,781	1,273,019	220,143		580,490	402,145	208,647	150,417
RECAPITULATION.										
British Empire.....	6,188,894	4,492,939	2,101,867	1,125,024	55,042		535,968	379,616	192,142	122,711
Foreign Countries.....	235,526	147,189	109,914	147,995	165,101		44,522	22,529	16,505	27,706

FRUITS AND NUTS—TOTAL PRESERVED OR CANNED FRUITS. (Dutiable and Free.)

[illegible]

No. 19—Imports for Consumption, by Articles and Countries, during Fiscal Years ended March 31, 1914-1918—*Con.*

Imported from—	1914	1915	1916	1917	1918	Imported from—	1914	1915	1916	1917	1918
FOODSTUFFS—Continued.											
FRUITS AND NUTS—NUTS.											
ALMONDS, NOT SHELLED. (Dutiable).											
United Kingdom.....	Lb. 6,038	Lb. 5,407	Lb. 364	Lb. 24,372	Lb. 464	United Kingdom.....	\$ 754	\$ 717	\$ 55	\$ 2,803	\$
Hong Kong.....	110	50	103,552	68,514	44,539	Hong Kong.....	57	3,410	10,631	51	80
France.....	130,239	29,408	6,600	6,600	6,600	France.....	15,214	464	32,807	8,706	5,561
Italy.....	110	6,840	827	295,789	299,395	Italy.....	9	36,091	34,202	630	602
Portugal.....	401,904	330,666	309,106	336,730	450,969	Portugal.....	49,166	36,091	32,807	37,743	37,852
Spain.....	145,567	200,154	255,819	668,841	733,155	Spain.....	19,896	35,610	77,815	49,988	68,339
United States.....						United States.....	85,133	76,302		100,026	111,992
Total.....	634,645	632,615	668,841	733,155	804,367	Total.....					
RECAPITULATION.											
British Empire.....	6,715	5,407	364	21,705	464	British Empire.....	841	717	55	2,854	80
Foreign Countries.....	677,930	627,118	668,477	708,450	803,903	Foreign Countries.....	84,292	75,585	77,760	97,172	111,912
ALMONDS, SHELLED. (Dutiable).											
United Kingdom.....	Lb. 88,804	Lb. 88,019	Lb. 58,788	Lb. 74,106	Lb. 21,908	United Kingdom.....	\$ 27,478	\$ 28,965	\$ 14,843	\$ 19,134	\$ 4,486
Hong Kong.....	3,009	2,501	2,155	3,165	8,855	Hong Kong.....	439	626	238	546	1,708
France.....	67,139	546	418	71,307	7	France.....	32	24	48	1	514
Greece.....	7,522	52,708	2,702	46,721	1,215	Greece.....	17,016	16,959	17,714	12,829	514
Italy.....	19,353	26,222	51,444	99,580	144,699	Italy.....	2,101	7,606	12,407	23,929	32,677
Japan.....	1,750				280	Japan.....	5,727			32,929	32,677
Morocco.....				6,588	4,390	Morocco.....	380			1,638	518
Persia.....	4,364					Persia.....	1,284			2,650	9,532
Portugal.....	707,928	581,721	499,339	829,382	40,600	Portugal.....	228,649	172,616	125,631	217,651	160,800
Spain.....	22,169	80,649	200,746	188,125	336,130	Spain.....	3,775	26,513	59,532	58,156	132,347
Turkey.....	43,553					Turkey.....	15,115	253,309	231,086	336,534	342,755
United States.....						United States.....	301,996	29,591	15,171	19,680	6,104
Total.....	1,026,107	831,927	887,799	1,258,716	1,214,582	Total.....	27,917	223,718	215,915	316,854	336,661
RECAPITULATION.											
British Empire.....	91,873	90,520	60,943	77,271	30,763	British Empire.....	274,079				
Foreign Countries.....	934,324	741,407	826,856	1,181,475	1,183,819	Foreign Countries.....					



## SESSIONAL PAPER No. 10b

## BRAZIL NUTS, NOT SHEELED. (Dutiable.)

	Lb.	Lb.	Lb.	Lb.	Lb.	Lb.	\$	\$	\$	\$
United Kingdom.....	7,158	586	4,832				1,112	66	376	
Brazil.....		570					43			
China.....	362						42			
France.....		570						40		
Japan.....		25,000						1,128		
Spain.....		1,085,055	1,138					145		
United States.....	305,073	677,579	633,386				38,912	80,992	66,962	138,312
Total.....	312,993	1,111,781	683,549	633,386	1,299,586		40,066	82,210	67,483	138,312
RECAPITULATION.										
British Empire.....	7,158	586	4,832				1,112	66	376	
Foreign Countries.....	305,435	1,111,195	678,717	633,386	1,299,586		38,954	82,144	67,107	138,312

## PISCANS, NOT SHEELED, AND SHEELED PEANUTS. (Dutiable.)

	Lb.	Lb.	Lb.	Lb.	Lb.	Lb.	\$	\$	\$	\$
United Kingdom.....	508,841	195,692					25,722	8,964		
British Africa, East.....	21,991						880			
British Africa, West.....	53,072						2,769			
British East Indies—										
India.....										
Straits Settlements.....								472		
Other.....	1,289	10,368					80			
British West Indies.....	125,219	188,778	43,585				4,692	7,992	2,637	3,421
Hong Kong.....	4,045	197,410	22,444				795	6,087	882	15,517
China.....	851,462	202,789	6,309				41,038	10,891	352	
France.....	29,341						274			
Germany.....	1,032,959	639,511	904,480	776,532	1,584,571		40,792	28,472	29,561	88,201
Japan.....	207,045	267,708	15,941				9,197	11,217	9,574	
Netherlands.....	809,098	709,098					32,436	33,196	9,715	670
Dutch East Indies.....	680,198	204,462								
Dutch Guiana.....	311,019	26,499					20,888	8,173	156	
Spain.....		147,367					187,701	171,714	475,370	771,868
United States.....	2,709,230	2,388,525	3,632,646	7,073,696	7,240,309		369,214	286,409	510,785	879,007
Total.....	6,573,011	4,973,845	4,832,602	7,975,185	9,078,794					
RECAPITULATION.										
British Empire.....	711,712	394,938	43,585	98,624	51,919		34,143	17,418	1,973	3,421
Foreign Countries.....	5,861,299	4,578,907	4,789,017	7,876,561	9,026,875		335,071	268,991	258,426	875,586

No. 19—IMPORTS for Consumption, by Articles and Countries, during Fiscal Years ended March 31, 1914-1918—*Con.*

Imported from—	1914	1915	1916	1917	1918	Imported from—	1914	1915	1916	1917	1918
<b>FOODSTUFFS—Continued.</b>											
<b>FRUITS AND NUTS—NUTS—Continued.</b>											
<b>WALNUTS, NOT SHELLED. (Dutiable.)</b>											
United Kingdom.....	14,590	17,929	62,245	31,129	1,685	United Kingdom.....	1,303	1,232	4,504	3,077	177
Hong Kong.....	.....	87	2,919	2,919	250	Hong Kong.....	.....	5	.....	130	22
Austria-Hungary.....	21,571	2,806	.....	.....	.....	Austria-Hungary.....	1,906	247	.....	.....	.....
China.....	888,898	1,036	23,636	26,500	52,148	China.....	.....	49	1,681	2,004	3,849
France.....	640,090	444,029	585,470	137,340	33,430	France.....	81,469	51,281	34,612	56,321	20,278
Italy.....	14,123	30,207	11,904	34,633	1,094	Italy.....	3,290	1,810	2,417	1,206	2,430
Japan.....	90,976	161,531	189,430	188,662	101,045	Japan.....	7,263	11,653	11,446	10,315	9,357
Spain.....	1,102	.....	.....	1,760	.....	Spain.....	122	.....	.....	224	.....
United States.....	320,719	316,188	412,044	676,532	574,893	United States.....	42,581	42,442	42,894	77,957	88,920
Total.....	1,350,206	1,153,790	1,161,591	1,524,966	901,994	Total.....	137,904	108,719	97,644	151,834	125,033
<b>RECAPITULATION.</b>											
British Empire.....	14,590	18,016	62,245	34,048	1,935	British Empire.....	1,303	1,237	4,504	3,207	199
Foreign Countries.....	1,335,616	1,135,774	1,099,346	1,490,918	900,059	Foreign Countries.....	136,601	107,482	93,050	148,627	124,834
<b>OTHER NUTS, NOT SHELLED. (Dutiable.)</b>											
United Kingdom.....	99,028	222,459	29,634	406	.....	United Kingdom.....	6,418	10,125	2,216	20	.....
British Africa, West.....	15,861	.....	.....	.....	.....	British Africa, West.....	577	.....	.....	.....	.....
British East Indies—	.....	.....	.....	.....	.....	British East Indies—	.....	.....	.....	.....	.....
India.....	1,113	12,871	345	300	.....	India.....	.....	538	41	46	.....
British West Indies.....	26,801	20,338	22,890	77,179	68,197	British West Indies.....	40	20	1,250	4,330	5,370
Hong Kong.....	112,529	33,649	24,964	4,853	52,202	Hong Kong.....	1,275	1,904	1,718	246	4,141
China.....	90	.....	.....	.....	.....	China.....	5,128	2,348	.....	.....	.....
Denmark.....	705,497	273,450	3,499	15,580	97,203	Denmark.....	0	14,502	254	1,994	14,836
France.....	.....	.....	431,978	503,875	305,554	France.....	36,918	.....	.....	.....	.....
Greece.....	928,001	545,334	564,712	531,379	370,773	Greece.....	67,300	42,132	39,045	52,655	36,582
Italy.....	433,281	447,472	3,000	.....	.....	Italy.....	18,139	13,669	18,101	21,163	16,923
Japan.....	.....	.....	.....	.....	.....	Japan.....	.....	.....	45	.....	.....
Korea.....	.....	.....	.....	.....	.....	Korea.....	.....	.....	.....	.....	.....

## SESSIONAL PAPER No. 10b

Spain.....	131,844	121,027	17,698	990	204,435	Spain.....	11,147	11,008	1,256	23	20,351
Turkey.....	8,534	2,772	4,677,236	5,177,062	5,580,945	Turkey.....	2,155	206,859	270,868	345,934	516,013
United States.....	4,585,038	4,732,040	5,775,956	6,312,424	6,679,309	United States.....	271,433	399,159	324,794	426,511	644,186
Total.....	7,045,617	6,420,780	5,775,956	6,312,424	6,679,309	Total.....	420,540	12,557	3,507	4,496	5,370
RECAPITULATION.											
British Empire.....	142,803	265,026	52,869	77,885	68,197	British Empire.....	8,310	12,557	3,507	4,496	5,370
Foreign Countries.....	6,902,814	6,155,754	5,723,087	6,234,539	6,611,112	Foreign Countries.....	412,230	386,572	321,287	422,015	638,816

## OTHER NUTS, SHIELLED. (Dutiable.)

United Kingdom.....	193,200	109,053	141,971	138,277	43,507	United Kingdom.....	37,995	22,356	27,539	29,712	10,622
British East Indies—						British East Indies—					
India.....	18,869	23,627	7,704	5,500	.....	India.....	2,800	3,715	932	741	.....
British West Indies.....	945	1,315	2,690	3,619	12,506	British West Indies.....	86	188	426	25	.....
Hong Kong.....	.....	4,409	.....	.....	.....	Hong Kong.....	.....	741	.....	463	2,810
Austria-Hungary.....	439	887	60,014	89,918	23,822	Austria-Hungary.....	206	362	.....	.....	.....
Brazil.....	1,024	1,239,295	1,266,377	1,617,918	994,317	Brazil.....	58	104	8,360	14,887	3,417
China.....	1,464,602	.....	.....	.....	.....	China.....	400,633	309,850	285,832	395,909	324,845
France.....	.....	2,595	.....	.....	.....	France.....	.....	523	.....	.....	.....
Germany.....	.....	1,614	.....	.....	.....	Germany.....	.....	133	545	.....	.....
Greece.....	.....	.....	.....	.....	.....	Greece.....	.....	963	910	.....	.....
Italy.....	7,119	.....	2,916	8,331	9,968	Italy.....	1,336	1,706	.....	1,948	2,516
Japan.....	.....	7,931	4,572	46,089	66,151	Japan.....	.....	.....	.....	6,608	12,519
Netherlands—						Netherlands—					
Dutch East Indies.....	89	.....	.....	.....	.....	Dutch East Indies.....	.....	24	.....	.....	.....
Persia.....	230	.....	.....	.....	.....	Persia.....	67	.....	.....	.....	.....
Spain.....	262,199	408,895	149,698	439,931	473,845	Spain.....	50,687	87,103	27,989	106,534	97,278
Turkey.....	50,695	34,339	.....	.....	.....	Turkey.....	8,873	6,875	.....	.....	.....
United States.....	194,610	276,325	671,428	525,092	892,477	United States.....	61,095	80,825	183,980	165,212	352,477
Total.....	2,576,532	2,116,872	2,308,004	2,875,995	2,516,593	Total.....	563,536	515,572	536,782	722,536	806,484
RECAPITULATION.											
British Empire.....	213,014	134,455	152,999	147,506	56,013	British Empire.....	40,881	26,363	29,166	30,041	13,432
Foreign Countries.....	2,363,518	1,982,417	2,155,005	2,728,489	2,460,580	Foreign Countries.....	522,955	489,209	507,616	691,595	793,032

## FRUITS AND NUTS—TOTAL NUTS. (Dutiable.)

United Kingdom.....	917,659	639,235	297,470	305,352	67,100	United Kingdom.....	100,782	72,425	49,568	56,861	15,255
British Africa, East.....	21,291	.....	.....	.....	.....	British Africa, East.....	880	.....	.....	.....	.....
British Africa, West.....	70,933	.....	.....	.....	.....	British Africa, West.....	3,346	.....	.....	.....	.....
British East Indies—						British East Indies—					
India.....	18,869	36,498	7,704	5,500	.....	India.....	2,800	4,233	932	741	.....
Straits Settlements.....	.....	.....	.....	.....	.....	Straits Settlements.....	.....	472	.....	.....	.....
Other.....	2,402	10,208	979	410	.....	Other.....	120	132	310	71	.....
British West Indies.....	150,711	222,019	71,684	148,777	142,191	British West Indies.....	6,579	10,697	4,032	8,257	13,411
Hong Kong.....	.....	.....	.....	.....	.....	Hong Kong.....	.....	.....	.....	.....	.....

No. 19—Imports for Consumption, by Articles and Countries, during Fiscal Years ended March 31, 1914-1918—*Con.*

Imported from—	1914	1915	1916	1917	1918	Imported from—	1914	1915	1916	1917	1918
FOODSTUFFS—Continued.											
FRUITS AND NUTS—TOTAL NUTS—Concluded.											
Austria-Hungary.....	Lb.	Lb.	Lb.	Lb.	Lb.	Austria-Hungary.....	\$	\$	\$	\$	\$
Brazil.....	21,571	7,215				Brazil.....	1,906	988			
China.....	155,216	1,570	131,476	132,681	330,167	China.....	206	405	12,394	17,570	26,924
Denmark.....	90	233,139				Denmark.....	10	8,591			
France.....	4,459,837	2,433,310	1,895,473	2,334,203	1,274,614	France.....	592,308	406,934	349,395	476,359	366,024
Germany.....	29,341	2,595				Germany.....	1,274	523			
Greece.....	7,522	1,624	2,702	1,210		Greece.....	2,101	134	563	497	
Italy.....	994,933	597,557	516,545	630,380	494,854	Italy.....	77,632	52,975	44,414	80,368	74,185
Japan.....	1,558,966	1,231,445	1,663,194	1,567,862	2,122,820	Japan.....	66,504	59,629	59,334	67,647	127,143
Korea.....			3,000			Korea.....			45		
Morocco.....				6,588	4,390	Morocco.....				1,638	548
Netherlands.....	207,045	267,708	15,041			Netherlands.....	9,197	11,217	674		
Dutch East Indies.....	680,193	709,187	204,462	14,930		Dutch East Indies.....	32,436	33,220	9,715	670	
Dutch Guiana.....		26,499				Dutch Guiana.....		1,241			
Persia.....	4,594					Persia.....	1,351				
Portugal.....				11,899	40,900	Portugal.....			188,064	2,752	9,532
Spain.....	1,875,966	1,589,676	980,214	1,567,852	1,584,180	Spain.....	360,659	314,991		362,178	316,381
Turkey.....	81,393	37,111				Turkey.....	14,803	7,958			
United States.....	8,303,790	9,133,936	10,527,498	14,611,213	16,434,309	United States.....	636,733	734,895	876,563	1,253,004	2,098,336
Total.....	19,568,801	17,241,610	16,318,342	21,313,857	22,495,225	Total.....	1,918,689	1,721,680	1,596,003	2,328,613	3,047,769
RECAPITULATION.											
British Empire.....	1,187,865	909,038	377,837	460,039	206,291	British Empire.....	114,507	87,979	54,842	65,930	28,696
Foreign Countries.....	18,380,936	16,332,572	15,940,505	20,853,818	22,289,934	Foreign Countries.....	1,804,182	1,633,701	1,541,161	2,262,683	3,019,073

TOTAL FRUITS AND NUTS. (Dutiable and Free.)

Imported from—	1914	1915	1916	1917	1918	Imported from—	1914	1915	1916	1917	1918
9 GEORGE V, A. 1919											
United Kingdom.....	\$	\$	\$	\$	\$	United Kingdom.....	\$	\$	\$	\$	\$
British Africa, East.....	1,036,621	644,325	359,501	311,137	26,032	British Africa, East.....	150,319	132,321	97,992	144,248	181,178
British Africa, West.....	880					British Africa, West.....			45		
British East Indies.....	3,346					British East Indies.....	38,217	31,266	13,164	1,072	2,024
India.....	2,803	4,346	932	748		India.....	15,034	13,897	1,057	1,638	548
Straits Settlements.....	43,424	55,734	19,096	10,418		Straits Settlements.....	32,436	33,220	9,715	935	
Other.....		472				Other.....		1,241		670	
British Guiana.....				7		British Guiana.....					
British Oceania.....						British Oceania.....					
Australia.....	16,661	25,150	1,013	152,241	206,727	Australia.....	1,351	10,053	15,080	61,643	25,719
New Zealand.....		2,946	1,735	53		New Zealand.....	11,352	599,071	274,924	508,928	379,894
British West Indies.....	95,205	29,126	45,789	60,327	61,206	British West Indies.....	825,264				



## SESSIONAL PAPER No. 10b

Hong Kong.....	25,758	37,931	22,335	41,076	49,710	Switzerland.....	658	63	.....
Newfoundland.....	10	309	409	251	310	Turkey.....	205,801	166,993	.....
Austria-Hungary.....	12,873	7,544	.....	.....	.....	United States.....	12,932,753	12,432,903	16,488,098
Belgium.....	456	.....	.....	.....	.....	Alaska.....	.....	.....	.....
Brazil.....	206	405	.....	.....	.....	Hawaii.....	49,204	20,256	50,930
Chile.....	.....	100	.....	.....	.....	Porto Rico.....	30	.....	4,387
China.....	13,902	16,566	15,571	32,906	36,582	Total.....	17,233,223	15,469,040	14,330,442
Cuba.....	22,625	15,898	8,289	13,827	17,442	RECAPITULATION.	.....	.....	.....
Denmark.....	22,558	2	.....	.....	.....	British Empire.....	1,224,708	800,339	576,288
France.....	641,299	431,000	362,315	455,189	367,222	Foreign Countries.....	16,008,515	14,668,701	13,879,632
French Africa.....	228	.....	.....	.....	.....	Total.....	17,233,223	15,469,040	22,965,285
Germany.....	1,322	588	.....	.....	.....	RECAPITULATION.	.....	.....	.....
Greece.....	422,255	391,465	312,259	145,573	19,778	British Empire.....	1,224,708	800,339	576,288
Italy.....	610,250	364,428	222,614	256,398	215,392	Foreign Countries.....	16,008,515	14,668,701	13,879,632

## HONEY IN THE COMB OR OTHERWISE, AND IMITATIONS THEREOF. (Dutiable.)

United Kingdom.....	Lb.	Lb.	Lb.	Lb.	Lb.	United Kingdom.....	\$	\$	\$	\$	\$
British Oceania—	16,201	10,902	2,693	.....	.....	New Zealand.....	1,539	1,351	194	4	.....
New Zealand.....	3,312	806	.....	.....	.....	British West Indies.....	433	71	.....	.....	.....
British West Indies.....	25,106	19,694	168,327	154,997	17,471	Hong Kong.....	15,251	929	7,802	8,879	2,318
China.....	1,430	1,133	1,829	1,640	1,578	China.....	43	54	97	157	110
Cuba.....	214	130	181	66	.....	Cuba.....	5	9	5	2	.....
Germany.....	150	.....	.....	.....	.....	Germany.....	10	.....	.....	.....	.....
Greece.....	9	.....	.....	.....	.....	Greece.....	3	.....	.....	.....	.....
Japan.....	.....	30	.....	.....	.....	Japan.....	.....	2	.....	.....	7
Turkey.....	113	96	.....	.....	166	Turkey.....	27	.....	.....	.....	.....
United States.....	265,935	130,956	256,048	416,921	274,732	United States.....	38,674	17,240	30,507	57,455	50,282
Total.....	538,560	163,827	429,073	573,648	293,967	Total.....	55,985	19,661	38,605	66,497	52,717
RECAPITULATION.	.....	.....	.....	.....	.....	RECAPITULATION.	.....	.....	.....	.....	.....
British Empire.....	272,130	32,695	172,840	156,681	19,040	British Empire.....	17,266	2,405	8,093	9,040	2,428
Foreign Countries.....	266,421	131,202	256,229	416,967	274,918	Foreign Countries.....	38,719	17,256	30,512	57,457	50,289

## HOFS. (Dutiable.)

United Kingdom.....	Lb.	Lb.	Lb.	Lb.	Lb.	United Kingdom.....	\$	\$	\$	\$	\$
British Oceania—	117,942	137,673	134,014	146,262	17,069	British Oceania—	44,663	31,973	38,787	51,829	8,146
Australia.....	6,792	.....	.....	.....	.....	Australia.....	2,721	.....	.....	.....	.....
Newfoundland.....	.....	.....	.....	5	5	Newfoundland.....	.....	.....	.....	.....	2
Austria-Hungary.....	194,548	20,506	.....	.....	.....	Austria-Hungary.....	93,117	11,108	.....	.....	.....
Germany.....	124,167	23,732	.....	.....	.....	Germany.....	63,413	14,030	.....	.....	.....
United States.....	1,513,593	1,185,195	636,346	766,791	732,496	United States.....	375,957	221,193	97,085	116,295	180,822
Total.....	1,957,042	1,397,106	770,360	913,058	749,570	Total.....	579,871	278,310	135,875	168,126	188,970
RECAPITULATION.	.....	.....	.....	.....	.....	RECAPITULATION.	.....	.....	.....	.....	.....
British Empire.....	124,734	137,673	134,014	146,267	17,074	British Empire.....	47,384	31,973	38,787	51,831	8,148
Foreign Countries.....	1,832,308	1,259,433	636,346	766,791	732,496	Foreign Countries.....	532,487	246,337	97,088	116,295	180,822



## SESSIONAL PAPER No. 10b

## TOTAL MILK AND CREAM. (Dutiable.)

	\$	\$	\$	\$	\$	\$	\$	\$	\$	\$
United Kingdom.....	125,802	141,559	116,313	120,815	43,889	Norway.....				
British Oceania—						Switzerland.....	40,946	28,503	31,939	40,469
Australia.....	4	16		143	2,628	United States.....	425,624	271,712	108,160	221,951
New Zealand.....		8	13		36	Total.....	611,518	444,349	317,703	354,092
Newfoundland.....										
Austria-Hungary.....	2	1,378				RECAPITULATION.				
Belgium.....	3,236	1,378			2,809					
France.....	215	19	1,240	1,751		British Empire.....	125,866	110,583	110,336	120,958
Germany.....	787	23				Foreign Countries.....	485,652	302,766	204,171	40,181
Japan.....	14		86							304,911
Netherlands.....	14,828	1,123								

## MUSTARD, GROUND. (Dutiable.)

	Lb.	Lb.	Lb.	Lb.	Lb.	\$	\$	\$	\$	\$
United Kingdom.....	715,650	622,824	551,067	698,647	523,534	United Kingdom.....	185,708	168,682	158,262	227,910
France.....	780	750			20	France.....	72		2	
Germany.....	75	600				Germany.....	21	53		
Netherlands.....	50					Netherlands.....	10			
United States.....	269,290	290,241	218,100	325,928	262,671	United States.....	17,775	22,675	27,959	39,167
Total.....	985,845	913,065	769,175	1,024,575	786,225	Total.....	203,586	191,410	180,223	267,077
RECAPITULATION.						RECAPITULATION.				
British Empire.....	715,650	622,824	551,067	698,647	523,534	British Empire.....	185,708	168,682	158,262	227,910
Foreign Countries.....	270,195	290,841	218,108	325,928	262,691	Foreign Countries.....	17,878	22,728	27,961	39,167

## MUSTARD, FRENCH LIQUID. (Dutiable.)

	\$	\$	\$	\$	\$	\$	\$	\$	\$	\$
United Kingdom.....	405	471	343	479	98	United Kingdom.....	405	471	343	479
France.....	780	771	340	398	528	France.....	20,872	19,661	17,252	26,323
Netherlands.....	130					Netherlands.....				
Sweden.....		1				Sweden.....				
United States.....	19,902	18,889	16,912	25,925	38,522	United States.....				
Total.....	21,277	20,132	17,595	26,802	39,148	Total.....				

No. 19—Imports for Consumption by, Articles and Countries, during Fiscal Years ended March 31, 1914-1918—*Con.*

Imported from—	1914	1915	1916	1917	1918	Imported from—	1914	1915	1916	1917	1918
United Kingdom.....	Gal. 121	Gal.	Gal.	Gal.	Gal.	United Kingdom.....	\$ 120	\$	\$ 16	\$	\$
Greece.....	231	8,422	30			Greece.....	164		878		
Italy.....	800					Italy.....	377				
Portugal.....	69,759	53,519	45,677	77,112	65,332	Portugal.....	34,152	32,899	19,702	33,134	34,114
Spain.....	276					Spain.....	94				
Turkey.....	18,782	865	14,535	51,808	79,585	Turkey.....	9,856	617	6,980	28,199	45,319
United States.....						United States.....					
Total.....	89,972	54,384	71,664	128,980	144,917	Total.....	44,763	33,516	27,576	61,333	79,633
RECAPITULATION.						RECAPITULATION.					
British Empire.....	121		30			British Empire.....	120		16		
Foreign Countries.....	89,851	54,384	71,634	128,980	144,917	Foreign Countries.....	44,643	33,516	27,560	61,333	79,633

FOODSTUFFS—Continued.  
PICKLES, SAUCES AND CATSUFS.  
OLIVES, IN BRINE, IMPORTED BY MANUFACTURERS, FOR THE MANUFACTURE OF PICKLES. (Dutiable.)

OLIVES IN BRINE, NOT BOTTLED. (Dutiable.)											
United Kingdom.....	Gal. 560	Gal.	Gal.	Gal.	Gal.	United Kingdom.....	\$ 398	\$	\$ 402	\$	\$ 197
Hong Kong.....	455	936	1,205	1,133	1,231	Hong Kong.....	218	698	584	656	1,065
China.....	208	38	8			China.....	38	24	4		
France.....	1,610	95	10			France.....	353	84			
Greece.....	29,263	12,996	8,814	2,990	2,996	Greece.....	12,777	6,280	4,760	1,618	
Italy.....	1,131	48		550		Italy.....	743	17		1,101	
Japan.....	16					Japan.....	5				
Spain.....	9,790	24,490	557	3,564	5,395	Spain.....	6,454	9,267	428	2,127	2,752
Turkey.....	480		90			Turkey.....	365		30		
United States.....	25,746	19,147	30,070	29,100	12,435	United States.....	18,240	11,080	19,089	20,617	10,297
Total.....	69,259	57,750	41,652	37,337	19,403	Total.....	39,591	28,050	25,305	26,119	14,311
RECAPITULATION.						RECAPITULATION.					
British Empire.....	1,015	936	2,103	1,133	1,573	British Empire.....	616	698	986	656	1,262
Foreign Countries.....	68,244	56,814	39,549	36,204	17,830	Foreign Countries.....	38,975	27,352	24,319	25,463	13,049





No. 19—Imports for Consumption, by Articles and Countries, during Fiscal Years ended March 31, 1914-1918—Con.

Imported from—	1914	1915	1916	1917	1918	1913	Imported from—	1914	1915	1916	1917	1918
FOODSTUFFS—Continued.												
PICKLES, SAUCES AND CATSUPS—Concluded.												
SAUCES AND CATSUPS, IN BOTTLES. (Dutiable.)												
United Kingdom.....	Gal. 109,577	Gal. 96,418	Gal. 67,770	Gal. 68,667	Gal. 68,204	Gal. 68,204	United Kingdom.....	\$ 152,819	\$ 129,922	\$ 91,053	\$ 111,207	\$ 112,210
British East Indies—							British East Indies—					
India.....	847	33	165	66	9	9	India.....	667	29	145	60	29
British Oceania—							British Oceania—					
New Zealand.....	736						New Zealand.....	1,177	1	5		
British West Indies.....							British West Indies.....					
Hong Kong.....	1,092	2,387	6,212	7,534	7,907	7,907	Hong Kong.....	767	1,903	3,557	4,843	6,401
Belgium.....	10						Belgium.....	12				
China.....	3,239	4,051	1,917	121	28	28	China.....	1,370	1,591	700	111	29
France.....	2,468	821	208	54			France.....	1,229	547	240	62	
Germany.....	639	689	3,255				Germany.....	5	13			
Italy.....	1						Italy.....	693	465	2,291	697	306
Japan.....	11	110	281	1,137	332	332	Japan.....	1	40	241		
Netherlands.....							Netherlands.....	8				
Spain.....							Spain.....					
Switzerland.....	2	5			25	25	Switzerland.....	1	12			34
United States.....	80,579	72,938	46,610	101,599	95,734	95,734	United States.....	110,521	98,001	57,204	131,897	133,693
Total.....	199,147	177,465	126,419	179,178	172,209	172,209	Total.....	269,270	233,130	155,436	248,877	252,702
RECAPITULATION.												
British Empire.....	112,252	98,838	74,148	76,267	76,180	76,180	British Empire.....	155,430	131,855	94,760	116,110	118,640
Foreign Countries.....	86,895	78,627	52,271	102,911	96,119	96,119	Foreign Countries.....	113,840	101,275	60,676	132,767	134,062

SAUCES AND CATSUPS, IN BULK. (Dutiable.)

Imported from—	1914	1915	1916	1917	1918	1913	Imported from—	1914	1915	1916	1917	1918
SAUCES AND CATSUPS, IN BULK. (Dutiable.)												
United Kingdom.....	Gal. 14,441	Gal. 1,870	Gal. 557	Gal. 6,166	Gal. 4,651	Gal. 4,651	United Kingdom.....	\$ 10,675	\$ 527	\$ 224	\$ 2,183	\$ 2,280
Hong Kong.....	13,731	12,507	4,222	26	53	53	Hong Kong.....	3,338	4,989	1,523	9	2,280
China.....	3,483	547	1,645				China.....	833	83	547		60
France.....	10						France.....	18				
Germany.....	10	1,175					Germany.....	15				
Italy.....	5,393	1,329	156	2,257	4,332	4,332	Italy.....	46	314			
Japan.....	48,481	26,709	25,833	50,555	49,059	49,059	Japan.....	1,028	399	71	885	2,108
United States.....							United States.....	13,255	7,341	7,313	15,152	15,725
Total.....	85,662	44,337	32,413	59,004	58,185	58,185	Total.....	29,208	13,653	9,678	18,229	20,173
RECAPITULATION.												
British Empire.....	28,472	14,377	4,779	6,166	4,651	4,651	British Empire.....	14,013	5,516	1,747	2,183	2,280
Foreign Countries.....	57,490	29,960	27,634	52,838	53,534	53,534	Foreign Countries.....	15,195	8,137	7,931	16,046	17,893

## SESSIONAL PAPER No. 10b

Sor. (Dutiable.)

	Gal.	Gal.	Gal.	Gal.	Gal.	Gal.	Gal.	\$	\$	\$	\$
United Kingdom.....	1,001	22,423	22,898	27,897	24,932	United Kingdom.....	304	7,888	7,783	9,446	11,155
Hong Kong.....	20,134	6,890	6,890	207	367	Hong Kong.....	1,058	1,839	1,111	21,601	23,904
China.....	53,488	56,692	61,234	58,877	47,456	China.....	18,573	19,951	21,169	1,671	1,800
Japan.....	1,470	230	678	1,888	3,980	United States.....	654	89	277		
United States.....						Total.....	25,736	29,787	31,023	32,289	37,084
Total.....	82,809	89,344	91,702	88,869	76,735	RECAPITULATION.					
British Empire.....	21,135	22,423	22,900	27,897	24,932	British Empire.....	5,451	7,888	7,785	9,446	11,155
Foreign Countries.....	61,674	66,921	68,802	60,972	51,803	Foreign Countries.....	20,285	21,899	23,238	22,843	25,929

TOTAL PICKLES, SAUCES AND CATSUPS. (Dutiable.)

	Gal.	Gal.	Gal.	Gal.	Gal.	Gal.	Gal.	\$	\$	\$	\$
United Kingdom.....	438,173	302,459	137,042	100,913	70,068	United Kingdom.....	456,323	332,446	159,968	156,248	114,951
British East Indies—	847	33	165	66	9	British East Indies—	667	29	145	60	29
India.....						India.....	1				
British Oceania—						British Oceania—	1				
Australia.....	736	13				Australia.....	1,177				
New Zealand.....	37,276	42,458	36,223	49,071	42,442	New Zealand.....	10,188	25	5	1	
Hong Kong.....	16,692	15,403	12,117	434	466	Hong Kong.....	4,265	71	14,546	19,371	23,015
China.....	5,663	2,280	1,085	967	700	China.....	3,852	3,553	3,553	268	277
France.....	29,269	12,996	18,430	2,990	14	France.....	3,804	2,638	1,361	990	801
Germany.....	3,955	2,510	3,576	831	60	Germany.....	12,789	6,280	6,284	1,618	
Greece.....	65,145	62,196	65,628	66,947	57,042	Greece.....	2,187	1,393	2,526	1,257	
Italy.....	136	207				Italy.....	21,423	21,817	22,921	24,958	25,410
Netherlands.....						Netherlands.....	108	211			
Portugal.....	79,970	78,009	49,387	80,766	70,778	Portugal.....	377				
Spain.....	706	17	90			Spain.....	40,840	42,166	20,227	35,304	36,913
Switzerland.....	256,112	151,276	138,939	283,217	298,878	Switzerland.....	10	12	30		
Turkey.....						Turkey.....	490				
United States.....						United States.....	194,061	137,397	104,233	218,428	245,136
Total.....	935,663	669,887	462,683	586,203	540,383	Total.....	748,700	565,480	335,739	458,503	449,532
RECAPITULATION.						RECAPITULATION.					
British Empire.....	477,038	344,963	173,431	150,051	112,519	British Empire.....	468,364	349,029	174,664	175,080	137,995
Foreign Countries.....	458,625	324,924	289,252	436,152	427,864	Foreign Countries.....	280,426	215,551	161,075	282,823	311,537

No. 19—Imports for Consumption, by Articles and Countries, during Fiscal Years ended March 31, 1914-1918—*Con.*

Imported from—	1914	1915	1916	1917	1918	Imported from—	1914	1915	1916	1917	1918
<b>FOODSTUFFS—Continued.</b>											
<b>PROVISIONS (BUTTER, CHEESE, EGGS, LARD AND MEATS).</b>											
<b>BUTTER. (Dutiable.)</b>											
United Kingdom.....	Lb. 91,900	Lb. 66,259	Lb. 64,456	Lb. 2,864	Lb. ....	United Kingdom.....	\$ 24,322	\$ 16,949	\$ 20,087	\$ 1,082	\$ .....
British Oceania—						British Oceania—					
Australia.....	227,602	226,856	580		65,076	Australia.....	56,876	53,952	165		23,010
New Zealand.....	6,732,165	4,993,308	1,172,725	147,504	31,080	New Zealand.....	1,668,681	1,231,358	326,677	47,497	11,695
Hong Kong.....	.....	.....	200	.....	.....	Hong Kong.....	.....	.....	.....	6	.....
Newfoundland.....	40	.....	40	78	80	Newfoundland.....	12	.....	11	17	24
Denmark.....	.....	840	.....	.....	.....	Denmark.....	.....	235	.....	.....	.....
Germany.....	840	.....	.....	.....	.....	Germany.....	.....	.....	.....	.....	.....
Netherlands.....	.....	315	.....	.....	.....	Netherlands.....	239	79	.....	.....	.....
Norway.....	.....	300	.....	.....	.....	Norway.....	.....	60	.....	.....	.....
Russia.....	.....	130	.....	.....	.....	Russia.....	.....	29	.....	.....	.....
Turkey.....	1,882	.....	.....	.....	.....	Turkey.....	445	.....	.....	.....	.....
United States.....	202,840	1,534,322	3,072,050	846,689	337,813	United States.....	73,419	375,394	745,860	230,232	101,540
Total.....	7,317,259	6,822,540	4,309,831	997,335	434,040	Total.....	1,823,994	1,678,056	1,092,500	278,834	136,269
<b>RECAPITULATION.</b>											
British Empire.....	7,051,697	5,286,623	1,237,781	150,646	96,236	British Empire.....	1,740,891	1,302,259	346,940	48,602	34,729
Foreign Countries.....	265,562	1,535,917	3,072,050	846,689	337,813	Foreign Countries.....	74,103	375,797	745,860	230,232	101,540
<b>CHEESE. (Dutiable.)</b>											
United Kingdom.....	Lb. 49,472	Lb. 35,628	Lb. 16,614	Lb. 14,992	Lb. 100	United Kingdom.....	\$ 12,066	\$ 8,366	\$ 5,154	\$ 5,592	\$ 20
British Oceania—						British Oceania—					
New Zealand.....	138	5,541	.....	.....	.....	New Zealand.....	18	676	.....	.....	.....
Newfoundland.....	.....	.....	.....	2,788	2,788	Newfoundland.....	.....	.....	.....	1,073	1,073
Argentina Republic.....	.....	.....	.....	.....	.....	Argentina Republic.....	1,594	.....	.....	.....	.....
Belgium.....	12,122	1,789	57,303	60,617	2,900	Belgium.....	743	333	13,815	23,192	1,181
Austria-Hungary.....	4,586	83,939	160	76	.....	Austria-Hungary.....	38,941	17,238	17,238	48	.....
France.....	189,857	6,168	10,472	245,729	5,848	France.....	6,337	1,786	1,786	14	.....
Germany.....	32,497	18,877	278,086	8,590	.....	Germany.....	2,491	2,209	1,168	.....	.....
Greece.....	19,016	490,176	38,833	3,521	.....	Greece.....	140,013	102,049	56,116	67,153	2,249
Italy.....	695,333	36,756	.....	.....	.....	Italy.....	.....	1,775	1,775	.....	.....
Netherlands.....	.....	6,607	.....	.....	.....	Netherlands.....	592	1,197	.....	.....	.....
Norway.....	3,521	.....	.....	.....	.....	Norway.....	.....	.....	1,040	.....	.....
Spain.....	.....	.....	.....	.....	.....	Spain.....	.....	.....	.....	.....	.....
Sweden.....	.....	220	.....	.....	.....	Sweden.....	24	.....	.....	.....	.....



## SESSIONAL PAPER No. 10b

Switzerland.....	131,422	46,553	19,660	939	Switzerland.....	22,641	8,114	4,132	288
Turkey.....	2,274	2,274	577,318	460,080	Turkey.....	89	228	111,128	114,111
United States.....	336,041	426,560	971,821	785,221	United States.....	68,533	80,812	104,533	111,128
Total.....	1,512,108	1,162,465	971,821	785,221	Total.....	299,223	229,094	187,873	208,440
RECAPITULATION.					RECAPITULATION.				
British Empire.....	49,610	41,169	16,614	14,992	British Empire.....	12,084	9,042	5,154	5,392
Foreign Countries.....	1,462,498	1,121,296	955,207	770,229	Foreign Countries.....	287,139	220,052	182,719	202,848
									21
									118,635

## Eggs. (Dutiable.)

United Kingdom.....	Dozen.	Dozen.	Dozen.	Dozen.	Dozen.	Dozen.	Dozen.	Dozen.	Dozen.
British Empire.....	790	1,143	50,702	56,285	United Kingdom.....	\$ 211	\$ 337	\$ 68	\$ 19
New Zealand.....	10,320	49,350	50,702	56,285	British Empire.....	3,720	12,923	5,984	10,608
Hong Kong.....	60,407	53,098	70,697	29,417	New Zealand.....	5,244	7,017	8,069	5,551
China.....	406,562	235,452	6,578	2,340	Hong Kong.....	59,954	34,226	917	459
Japan.....	275	3,600	3,655,703	2,950,776	China.....	14	618	770,462	1,488,769
United States.....	10,785,682	4,191,968	3,783,952	3,038,843	Japan.....	2,561,221	950,855	786,100	1,504,234
Total.....	11,274,036	4,534,611	3,783,952	3,038,843	United States.....	2,630,364	1,005,976	6,052	7,546
RECAPITULATION.					Total.....	9,175	20,277	780,048	934,732
British Empire.....	71,517	103,591	50,974	56,310	RECAPITULATION.				
Foreign Countries.....	11,202,519	4,431,020	3,732,978	2,982,533	British Empire.....	2,621,189	985,699	460,713	288,398
					Foreign Countries.....				

## LARD. (Dutiable.)

United Kingdom.....	Lb.	Lb.	Lb.	Lb.	Lb.	Lb.	Lb.	Lb.	Lb.
Hong Kong.....	1,991	4,803	13	1,120	United Kingdom.....	\$ 48	\$ 648	\$ 4	\$ 241
France.....	1,991	4,803	13	1,120	Hong Kong.....	235	74,772	3	7
St. Pierre and Miquelon.....	5,703,659	694,527	5,101,343	2,529,388	France.....	4	624	460,710	288,141
Germany.....	5,703,659	694,527	5,101,343	2,529,388	St. Pierre and Miquelon.....	648,577	74,772	381,740	288,141
United States.....	5,705,895	703,882	5,101,343	2,529,388	Germany.....	648,577	74,772	381,740	288,141
Total.....	5,705,895	703,882	5,101,343	2,529,388	United States.....	648,577	74,772	381,740	288,141
RECAPITULATION.					Total.....	648,577	74,772	381,740	288,141
British Empire.....	210	4,803	28	1,232	RECAPITULATION.				
Foreign Countries.....	5,705,685	699,079	5,101,346	2,529,388	British Empire.....	48	648	4	248
					Foreign Countries.....	648,516	75,396	460,713	288,398

## LARD COMPOUND AND SIMILAR SUBSTANCES, COTTOLENE AND ANIMAL STEARINE OF ALL KINDS, N.O.P. (Dutiable.)

United Kingdom.....	Lb.	Lb.	Lb.	Lb.	Lb.	Lb.	Lb.	Lb.	Lb.
Hong Kong.....	310,516	570,559	2,109	15,994	United Kingdom.....	\$ 40,369	\$ 51,291	\$ 249	\$ 2,064
France.....	42,905	28,031	13,386	160	Hong Kong.....	8,196	5,865	2,790	8
Germany.....	1,030,334	1,935,657	2,253,066	1,979,227	France.....	94,996	172,712	202,346	469,730
United States.....	1,333,755	2,533,367	2,253,066	1,979,227	Germany.....	143,161	229,986	205,355	469,730
Total.....	310,516	570,559	2,109	15,994	United States.....	40,369	51,291	249	2,072
RECAPITULATION.					Total.....	102,792	178,695	205,136	469,730
British Empire.....	1,073,239	1,962,808	2,253,066	1,979,227	RECAPITULATION.				
Foreign Countries.....					British Empire.....				
					Foreign Countries.....				

No. 19—IMPORTS for Consumption, by Articles and Countries, during Fiscal Years ended March 31, 1914-1918—*Con.*

Imported from—	1914	1915	1916	1917	1918	Imported from—	1914	1915	1916	1917	1918
<b>FOODSTUFFS—Continued.</b>											
<b>PROVISIONS (BUTTER, CHEESE, EGGS, LARD AND MEATS.)—Continued.</b>											
<b>OLEOMARGARINE. (Free.)</b>											
United Kingdom.....	Lb.	Lb.	Lb.	Lb.	Lb.	United Kingdom.....	\$	\$	\$	\$	\$
United States.....						United States.....					
Total.....						Total.....					
<b>RECAPITULATION.</b>											
British Empire.....						British Empire.....					
Foreign Countries.....						Foreign Countries.....					
Total.....						Total.....					
<b>MEATS—BACON AND HAMS, SHOULDERS AND SIDES, CURED. (Dutiable.)</b>											
United Kingdom.....	Lb.	Lb.	Lb.	Lb.	Lb.	United Kingdom.....	\$	\$	\$	\$	\$
British Oceania—						British Oceania—					
Australia.....						Australia.....					
Hong Kong.....						Hong Kong.....					
Newfoundland.....						Newfoundland.....					
China.....						China.....					
Italy.....						Italy.....					
Japan.....						Japan.....					
United States.....						United States.....					
Total.....						Total.....					
<b>RECAPITULATION.</b>											
British Empire.....						British Empire.....					
Foreign Countries.....						Foreign Countries.....					
Total.....						Total.....					
<b>MEATS—BEEF, FRESH, CHILLED OR FROZEN. (Dutiable.)</b>											
United Kingdom.....	Lb.	Lb.	Lb.	Lb.	Lb.	United Kingdom.....	\$	\$	\$	\$	\$
British Oceania—						British Oceania—					
Australia.....						Australia.....					
New Zealand.....						New Zealand.....					
United States.....						United States.....					
Total.....						Total.....					
<b>RECAPITULATION.</b>											
British Empire.....						British Empire.....					
Foreign Countries.....						Foreign Countries.....					
Total.....						Total.....					

## SESSIONAL PAPER No. 10b

## MEATS—BEEF, SALTED, IN BARRELS. (Dutiable.)

	Lb.	Lb.	Lb.	Lb.	Lb.	Lb.	\$	\$	\$	\$
United Kingdom.....	2,740	5,861	400				220	517	30	
Hong Kong.....		1,570	5,150	1,475	9,400			175	495	832
Newfoundland.....		200	1,600		2,675			12	170	475
Norway.....	640,191	1,005,010	5,083,739	6,737,273	689,500		52,271	78,944	470,872	737,301
United States.....										63,542
Total.....	642,931	1,012,641	5,090,889	6,738,748	701,575		52,491	79,648	471,567	94,840
RECAPITULATION.										
British Empire.....	2,740	7,431	5,550	1,475	12,075		220	692	525	1,307
Foreign Countries.....	640,191	1,005,210	5,085,339	6,737,273	689,500		52,271	78,956	471,042	93,542

## MEATS—CANNED, AND CANNED POULTRY AND GAME. (Dutiable.)

	Lb.	Lb.	Lb.	Lb.	Lb.	Lb.	\$	\$	\$	\$
United Kingdom.....	1,523,044	1,010,340	38,595	187,388	3,272		276,086	173,600	24,506	54,327
British East Indies— Straits Settlements.....					4					1
British Oceania— Australia.....	240,108	86,710	3,600	11,535	77,020		25,522	10,143	480	1,726
New Zealand.....	34,485	16,151			360		3,816	2,366		117
Hong Kong.....	10,319	2,511	1,712	4,551	2,572		941	361	233	811
Newfoundland.....	50	30	24	50			5	8	7	7
Argentine Republic.....	38,290	28,800	4,800		77,678		5,894	3,668	973	
Belgium.....	3,166	1,106	135	40	191		191	205		
China.....	35,537	17,967	2,324	5,409	2,141		395	205	31	3
France.....							8,122	4,497	1,072	1,577
St. Pierre and Miquelon.....		42						27	74	15
Germany.....	7,154	1,870	225	100			1,469	336		
Italy.....							167			
Japan.....	11,159	8,552	5,545	11,427	17,696		1,101	978	599	1,389
Netherlands.....				160						36
Norway.....	2,160						653			
Spain.....	116	100					30			
Sweden.....	150						34			
Switzerland.....	160						23			
United States.....	544,451	283,884	199,245	321,580	220		105,470	46,610	30,900	64,675
Uruguay.....	6,000	8,211			45,334		936	1,415		
Total.....	2,466,763	1,466,556	306,205	542,240	620,042		430,803	244,346	58,875	124,566
RECAPITULATION.										
British Empire.....	1,817,006	1,115,732	93,931	203,524	83,228		306,370	186,618	25,228	56,871
Foreign Countries.....	640,757	350,824	212,274	338,716	536,814		124,433	57,728	33,649	67,695

9 GEORGE V, A. 1919

No. 19—Imports for Consumption, by Articles and Countries, during Fiscal Years ended March 31, 1914-1918—*Con.*

Imported from—	1914	1915	1916	1917	1918	Imported from—	1914	1915	1916	1917	1918
<b>FOODSTUFFS—Continued.</b>											
<b>PROVISIONS (BUTTER, CHEESE, EGGS, LARD AND MEATS.)—Continued.</b>											
<b>MEATS—DRIED OR SMOKED, AND MEATS PRESERVED IN ANY OTHER WAY THAN SALTED OR PICKLED, N.O.P. (Dutiable.)</b>											
United Kingdom.....	Lb.	Lb.	Lb.	Lb.	Lb.	United Kingdom.....	\$	\$	\$	\$	\$
Hong Kong.....	6,528	2,316	503	853	96,855	Hong Kong.....	1,726	500	158	275	35,554
Belgium.....	102,175	67,444	43,451	81,080	786	Belgium.....	20,105	19,701	9,569	21,522	143
China.....	14,368	3,475	7,429	786	573	China.....	1,707	708	1,387	143	127
France.....	213	20	20	101	5	France.....	101	34	5	1	1
Germany.....	243	170	243	196	196	Germany.....	58	472	1	1	1
Italy.....	1,026	1,435	2	1	1	Italy.....	196	15	1	1	1
Japan.....	81	61	81	12	12	Japan.....	12	133,979	150,169	169,069	123,546
Sweden.....	1,211,187	646,909	871,844	791,702	425,056	Sweden.....	221,467	155,416	161,284	191,009	159,227
Turkey.....	1,335,826	721,836	923,319	874,421	522,484	Turkey.....	245,372	20,201	9,727	21,797	35,554
United States.....	108,703	69,760	44,044	81,933	96,855	United States.....	223,541	135,215	151,557	169,212	123,673
Total.....	1,227,123	652,076	879,275	792,488	425,056	Total.....	245,372	135,215	151,557	169,212	123,673
<b>RECAPITULATION.</b>											
British Empire.....	108,703	69,760	44,044	81,933	96,855	British Empire.....	21,831	20,201	9,727	21,797	35,554
Foreign Countries.....	1,227,123	652,076	879,275	792,488	425,056	Foreign Countries.....	223,541	135,215	151,557	169,212	123,673

## MEATS, EXTRACTS OF, AND FLUID BEEF NOT MEDICATED, AND SOUPS OF ALL KINDS. (Dutiable.)

United Kingdom.....	\$	\$	\$	\$	\$	Norway.....	\$	\$	\$	\$	\$
British Oceania—	212,347	182,004	136,405	302,041	72,247	Sweden.....	27	17	3,734	3,872	1,654
Australia.....	13,145	110	37	101	53	Switzerland.....	13,690	269,250	320,377	473,885	29,361
New Zealand.....	76	3	101	1,479	32,573	United States.....	282,297	472,204	461,934	781,096	671,396
British West Indies.....	64	47	201	90	1	Uruguay.....	550,840	182,654	136,515	302,179	72,300
Hong Kong.....	16,806	5,765	73	191	454	Total.....	225,632	289,550	325,419	479,517	599,096
Argentina Republic.....	394	184	811	223	70	<b>RECAPITULATION.</b>					
Belgium.....	24	4,138	223	191	454	British Empire.....	225,632	182,654	136,515	302,179	72,300
China.....	3,230	3,342	223	191	454	Foreign Countries.....	325,208	289,550	325,419	479,517	599,096
France.....	8,657	3,342	223	191	454						
Germany.....	13	223	223	191	454						
Japan.....	70	223	223	191	454						
Netherlands.....	70	223	223	191	454						



## SESSIONAL PAPER No. 106

## MEATS—MUTTON AND LAMB, FRESH, CHILLED OR FROZEN. (Dutiable.)

	Lb.	Lb.	Lb.	Lb.	Lb.	Lb.	Lb.	\$	\$	\$	\$
United Kingdom.....	251,287										
British Oceania—											
Australia.....	1,329,072	491,250	126,500					34,030	9,639		16,328
New Zealand.....	4,970							367			46,406
United States.....	3,821,777	2,955,592	2,715,338	2,458,104	1,742,606			335,933	325,217	360,972	355,296
Total.....	5,010,812	3,451,812	2,841,838	2,458,104	2,298,630			370,330	334,856	360,972	418,040
RECAPITULATION.											
British Empire.....	1,789,035	496,220	126,500		556,024			34,397	9,639		62,744
Foreign Countries.....	3,821,777	2,955,592	2,715,338	2,458,104	1,742,606			335,933	325,217	360,972	355,296

## MEATS—PORK, BARRELLED IN BRINE. (Dutiable.)

	Lb.	Lb.	Lb.	Lb.	Lb.	Lb.	Lb.	\$	\$	\$	\$
United Kingdom.....	3,694	6,850	625					394	693		
Hong Kong.....	293	367						43	85		1,141
Newfoundland.....	5,365	3,200	8,925	3,370	5,205			615	388	971	1,114
China.....	250							22			
Norway.....	11,866,721	8,465,088	17,703,561					1,178,404	817,128	1,732,354	2,167,888
United States.....			200						10	17	
Total.....	11,876,323	8,475,605	17,713,311	21,202,458	10,682,045			1,179,568	818,304	2,919,543	2,170,143
RECAPITULATION.											
British Empire.....	9,352	10,417	9,550	2,370	18,197			1,052	1,166	1,047	2,255
Foreign Countries.....	11,866,971	8,465,188	17,703,761	21,200,088	10,662,045			1,178,516	817,138	2,919,236	2,167,888

## MEATS—PORK, FRESH, CHILLED OR FROZEN. (Dutiable.)

	Lb.	Lb.	Lb.	Lb.	Lb.	Lb.	Lb.	\$	\$	\$	\$
United Kingdom.....	135							20			
British Oceania—											
New Zealand.....	225,786	23,900	35,070,176	59,168,239	74,205,325			24,917	3,107	4,119,177	718
United States.....											17,710,709
Total.....	225,921	23,900	35,070,176	59,168,239	74,209,545			24,937	3,107	4,119,177	17,711,427
RECAPITULATION.											
British Empire.....	135							20			718
Foreign Countries.....	225,786	23,900	35,070,176	59,168,239	74,205,325			24,917	3,107	4,119,177	17,710,709

## MEATS—POULTRY AND GAME, N.O.P. (Dutiable.)

	\$	\$	\$	\$	\$	\$	\$	\$	\$	\$	\$
United Kingdom.....	11,144	7,164	1,055	983	107			104			
British Oceania—											
Australia.....	8,230	2,575	966	160	2,575			258,387	69,494	47,775	25
New Zealand.....	2,117	1,881	546								20,577
Egypt and Sudan.....				66							
Hong Kong.....	9,582	8,845	4,261	10,851	11,855			293,513	90,712	55,051	35,218
Newfoundland.....		12	7	2							
Belgium.....	200										
Chile.....	94										
China.....	822	500	441	20	99			34,080	20,477	6,835	14,517
Egypt and Sudan.....		137						259,433	70,235	48,216	20,701

No. 19—Imports for Consumption, by Articles and Countries, during Fiscal Years ended March 31, 1914-1918—*Con.*

Imported from—	1914	1915	1916	1917	1918	Imported from—	1914	1915	1916	1917	1918
<b>FOODSTUFFS—Continued.</b>											
<b>PROVISIONS (BUTTER, CHEESE, EGGS, LARD AND MEATS).—Concluded.</b>											
<b>MEATS—OTHER, FRESH, CHILLED OR FROZEN. (Dutiable.)</b>											
United Kingdom.....	Lb. 4,033	Lb. 54	Lb. 527	Lb. 593	Lb. ....	United Kingdom.....	\$ 425	\$ 3	\$ 121	\$ 84	/ \$
British East Indies.....	489,059	165,009	40,552	105	.....	British Oceania—	44,252	13,218	3,251	6	.....
Australia.....	329,207	46,126	35,653	4,571	2,220	Australia.....	22,675	2,355	2,117	277	117
New Zealand.....	458,781	423,981	711,483	829,458	1,287,500	New Zealand.....	69,233	63,477	88,151	110,547	237,940
Hong Kong.....	.....	.....	.....	.....	.....	Hong Kong.....	.....	.....	.....	.....	.....
United States.....	.....	.....	.....	.....	.....	United States.....	.....	.....	.....	.....	.....
Total.....	1,261,080	635,770	788,305	834,907	1,289,720	Total.....	136,585	79,053	93,652	110,980	238,057
<b>RECAPITULATION.</b>											
British Empire.....	802,299	211,789	76,822	5,440	2,220	RECAPITULATION.	67,352	15,576	5,501	433	117
Foreign Countries.....	458,781	423,981	711,483	829,458	1,287,500	Foreign Countries.....	69,233	63,477	88,151	110,547	237,940
<b>MEATS—OTHER, SALTED. (Dutiable.)</b>											
United Kingdom.....	Lb. 59,891	Lb. 41,879	Lb. ....	Lb. ....	Lb. ....	United Kingdom.....	\$ 5,425	\$ 3,607	\$ ....	\$ ....	\$ ....
British Oceania—	744	.....	.....	.....	.....	British Oceania—	75	579	258	901	1,691
Hong Kong.....	2,291	2,719	1,503	2,925	7,472	Hong Kong.....	250	23	51	.....	.....
New Zealand.....	12,009	6,780	471	.....	.....	New Zealand.....	1,617	42	.....	.....	.....
Newfoundland.....	.....	.....	.....	.....	.....	Newfoundland.....	.....	.....	.....	.....	.....
China.....	358	182	1,133	.....	.....	China.....	115	22	.....	.....	.....
France.....	220	447,692	8,985,435	57,672,801	1,298,197	France.....	204	352	.....	.....	.....
Germany.....	1,334,790	499,562	8,988,532	57,675,726	1,305,669	Germany.....	206,298	82,960	1,020,273	9,104,032	254,445
Italy.....	.....	.....	.....	.....	.....	Italy.....	214,002	88,905	1,020,934	9,104,933	256,136
Netherlands.....	.....	.....	.....	.....	.....	Netherlands.....	.....	.....	.....	.....	.....
United States.....	.....	.....	.....	.....	.....	United States.....	.....	.....	.....	.....	.....
Total.....	1,410,945	499,562	8,988,532	57,675,726	1,305,669	Total.....	214,002	88,905	1,020,934	9,104,933	256,136
<b>RECAPITULATION.</b>											
British Empire.....	62,926	44,798	1,503	2,925	7,472	RECAPITULATION.	5,750	4,209	258	901	1,691
Foreign Countries.....	1,348,019	454,764	8,987,029	57,672,801	1,298,197	Foreign Countries.....	208,252	84,686	1,020,676	9,104,032	254,445
<b>TOTAL MEATS. (Dutiable.)</b>											
United Kingdom.....	\$ 546,790	\$ 371,563	\$ 103,002	\$ 357,983	\$ 73,326	Germany.....	\$ 10,299	\$ 3,806	\$ 74	\$ 15	\$ ....
British East Indies.....	.....	.....	.....	.....	.....	Italy.....	567	506	352	.....	.....
Straits Settlements.....	.....	.....	.....	.....	1	Japan.....	1,114	1,201	849	1,580	3,276
British Oceania—	293,183	82,610	14,446	1,929	35,916	Netherlands.....	88	22	187	36	.....
Australia.....	288,563	28,511	2,063	277	47,358	Norway.....	680	22	.....	.....	.....
New Zealand.....	.....	.....	.....	.....	.....	Spain.....	39	.....	.....	.....	.....
British West Indies.....	.....	.....	.....	.....	.....	Sweden.....	34	59	.....	.....	.....

## SESSIONAL PAPER No. 10b

Egypt and Sudan.....	31,391	30,558	14,872	53,436	Turkey.....	12	4,040,303	2,167,233	9,023,080	26,211,724	24,095,936
Hong Kong.....	627	606	1,480	3,133	United States.....	936		1,415			50,107
Newfoundland.....	22,700	9,451	973	52,623	Uruguay.....						
Argentina Republic.....	715	233	201		Total.....		5,267,853	2,716,338	9,220,800	26,615,801	24,418,720
Belgium.....	24				RECAPITULATION.						
Chile.....	4,622	3,174	2,004	252							
China.....		137			British Empire.....		1,160,554	513,851	196,463	395,246	213,370
Egypt and Sudan.....		8,592	1,883	1,447	Foreign Countries.....		4,107,299	2,202,437	9,033,337	26,220,555	21,205,350
France.....	11,453	27									
St. Pierre and Miquelon.....	13,713	6,631	3,734	1,706							
Switzerland.....											

10b—214

## TOTAL PROVISIONS (BUTTER, CHEESE, LARD AND MEATS.) (Datable.)

United Kingdom.....	\$ 623,806	\$ 419,154	\$ 188,564	\$ 73,565	Greece.....	\$ 2,491	\$ 2,209	\$ 1,168	\$ 67,153	\$ 2,249
British East Indies—					Italy.....	140,580	102,555	56,468	2,039	8,087
Straits Settlements.....				1	Japan.....	1,128	1,819	1,766	36	
British Oceania—					Netherlands.....	5,053	6,141	1,775		
Australia.....	350,059	136,562	14,611	58,926	Norway.....	1,272	1,279	279		
New Zealand.....	1,960,982	1,273,468	329,340	59,053	Persia.....	39		1,040		
British West Indies.....		3			Spain.....	34	83			
Egypt and Sudan.....	36,635	37,575	20,856	64,058	Sweden.....	36,354	14,745	7,866	4,160	1,709
Hong Kong.....	639	606	1,491	3,158	Switzerland.....	546	228			
Newfoundland.....	22,700	9,451	973	53,696	Turkey.....	7,486,849	3,821,778	11,395,991	28,142,907	27,165,529
Argentina Republic.....	1,594				United States.....	936	1,415			50,107
Austria-Hungary.....	1,458	566	201		Uruguay.....					
Belgium.....	24				Total.....	10,813,459	5,935,494	11,962,675	28,708,774	27,543,302
Chile.....	64,576	37,400	10,673	279	RECAPITULATION.					
China.....	235									
Denmark.....	53,825	31,695	24,559	2,628	British Empire.....	2,072,121	1,897,368	554,862	459,306	253,761
Egypt and Sudan.....	4	27		257	Foreign Countries.....	7,841,338	4,038,126	11,407,813	28,249,468	27,284,541
France.....										
St. Pierre and Miquelon.....	16,875	6,334	122							
Germany.....										

## RENNET, RAW AND PREPARED. (Free.)

United Kingdom.....	\$ 2,306	\$ 5,266	\$ 4,702	\$ 1,314	Switzerland.....	\$ 457	\$ 46,825	\$ 81,880	\$ 56,506
British Oceania—					United States.....	32,507			
New Zealand.....		5,963		56	Total.....	53,261	72,564	97,712	57,140
Austria-Hungary.....		348			RECAPITULATION.				
Belgium.....	1,250								
Denmark.....	5,591	5,224	10,265	7,894	British Empire.....	2,306	11,229	4,702	56
Germany.....	2,417	943			Foreign Countries.....	50,555	61,335	93,010	57,084
Netherlands.....	8,601	7,538							
Spain.....	1								
Sweden.....	538		450	1,095					

No. 19—Imports for Consumption, by Articles and Countries, during Fiscal Years ended March 31, 1914-1918—*Con.*

Imported from	1914	1915	1916	1917	1918	Imported from	1914	1915	1916	1917	1918
United Kingdom.....	Cwt. 1,185,153	Cwt. 983,985	Cwt. 918,673	Cwt. 1,055,115	Cwt. 1,154,470	United Kingdom.....	\$ 269,439	\$ 297,589	\$ 227,314	\$ 348,177	\$ 581,975
British West Indies.....	236,577	232,107	420,020	262,803	1,154,470	British West Indies.....	21,616	21,153	36,853	24,892	50,599
Newfoundland.....	6,815	700	6,777	40,184	6,768	Newfoundland.....	1,754	141	1,615	12,378	4,769
France.....	66,640					France.....	3,548				
St. Pierre and Miquelon.....	140,120	138,776	3,240	4,000		St. Pierre and Miquelon.....	10,041	10,416	896	1,150	
Japan.....			54,860	3,360		Italy.....			2,840	2,824	
Netherlands.....						Japan.....					
Dutch East Indies.....	3,672		1,506			Dutch East Indies.....					
Portugal.....	343,684	379,554	24,136	17,406	19,379	Portugal.....	367				
Spain.....	308,489	245,827	410,865	479,015	323,505	Spain.....	35,431	25,646	52,314	49,030	2,235
United States.....	50		267,190	383,420	380,856	United States.....	72,609	69,905	63,888	109,846	154,301
Alaska.....						Alaska.....	30				
Total.....	2,291,230	1,980,949	2,103,357	2,285,633	2,306,263	Total.....	414,825	364,850	388,298	556,136	857,360
RECAPITULATION.						RECAPITULATION.					
British Empire.....	1,428,575	1,246,792	1,345,470	1,368,402	1,642,523	British Empire.....	292,799	258,883	265,782	385,447	667,343
Foreign Countries.....	862,655	764,157	757,887	917,231	723,740	Foreign Countries.....	122,026	105,967	122,516	170,689	190,017

SALT IN Bulk, N. O. P. (Dutiable. (Free under Preferential).)

Imported from	1914	1915	1916	1917	1918	Imported from	1914	1915	1916	1917	1918
United Kingdom.....	Cwt. 420	Cwt. 367	Cwt. 367	Cwt. 2,509	Cwt. 2,509	United Kingdom.....	\$ 102	\$ 420	\$ 26	\$ 156	\$ 156
British West Indies.....						British West Indies.....					
Italy.....				7,840		Italy.....					
Spain.....	461,541	543,456	531,773	714,733	906,734	Spain.....	73,162	85,128	81,407	121,040	201,050
United States.....						United States.....					
Total.....	461,961	546,696	539,980	717,242	906,734	Total.....	73,264	85,548	81,948	121,196	201,050
RECAPITULATION.						RECAPITULATION.					
British Empire.....	420		367	2,509		British Empire.....	102		26	156	
Foreign Countries.....	461,541	546,696	539,613	714,733	906,734	Foreign Countries.....	73,162	85,548	81,922	121,040	201,050



TOTAL SALT. (Dutiable and Free.)SAUSAGE CASINGS OR SKINS, NOT CLEANED. (Free.)[illegible]

No. 19—Imports for Consumption, by Articles and Countries, during Fiscal Years ended March 31, 1914-1918—*Con.*

Imported from—	1914	1915	1916	1917	1918	Imported from—	1914	1915	1916	1917	1918
FOODSTUFFS—Continued.											
SAUSAGE CASINGS, N.O.P. (Dutiable.)											
United Kingdom.....	\$ 67,905	\$ 82,571	\$ 73,217	\$ 34,034	\$ 30,315	Netherlands.....	\$ 84,544	\$ 81,925	\$ 81,431	\$ 1,298	\$ 244,376
British Africa, South.....				1,461		United States.....				196,662	
British Oceania—						Total.....	162,376	174,445	172,283	263,714	309,462
Australia.....	4,741	5,090	9,690	87	365	RECAPITULATION.					
New Zealand.....	3,539	4,042	7,936	30,109	34,406	British Empire.....	76,185	91,706	90,852	65,754	65,086
Hong Kong.....	1,219	3	9	63		Foreign Countries.....	86,191	82,739	81,431	197,990	244,376
Argentine Republic.....											
Germany.....	428	814									
SPICES.											
NUTMEGS AND MACE, WHOLE OR UNGROUND. (Dutiable.)											
United Kingdom.....	Lb. 160,568	Lb. 99,239	Lb. 64,410	Lb. 28,219	Lb. 9,989	United Kingdom.....	\$ 19,583	\$ 12,247	\$ 8,556	\$ 5,998	\$ 1,486
British East Indies—						British East Indies—					
India.....	9,896	5,033			6,420	India.....	891	674			749
Straits Settlements.....	39,825	6,326	10,620	3,471	5,134	Straits Settlements.....	4,407	1,341	998	614	945
British West Indies.....	41,767	76,112	128,533	148,382	191,514	British West Indies.....	4,955	8,298	12,618	19,810	27,965
France.....						France.....				29	
Germany.....		289	20			Germany.....	471	134			
Japan.....		1,500				Japan.....		67			
Netherlands.....	1,923	2,432				Netherlands.....	968	673			
United States.....	27,922	25,298	44,696	50,493	51,007	United States.....	4,771	3,739	5,531	10,820	9,544
Total.....	288,703	216,179	248,279	228,595	264,054	Total.....	36,046	27,173	27,735	37,242	40,689
RECAPITULATION.											
British Empire.....	257,856	186,710	232,563	178,102	213,057	British Empire.....	29,836	22,560	22,172	26,422	31,145
Foreign Countries.....	30,847	29,469	44,716	50,493	51,007	Foreign Countries.....	6,210	4,613	5,563	10,820	9,544
NUTMEGS AND MACE, GROUND. (Dutiable.)											
United Kingdom.....	Lb. 767	Lb. 1,720	Lb. 334	Lb. 9	Lb. 1,627	United Kingdom.....	\$ 106	\$ 220	\$ 28	\$ 6	\$ 609
British East Indies—						British East Indies—					
Straits Settlements.....			334			Straits Settlements.....				114	
British West Indies.....			5,603	1,370	1,627	British West Indies.....	1,818	3,349	1,885	705	
United States.....	6,174	9,876				United States.....					609
Total.....	6,941	11,596	5,937	3,152	1,627	Total.....	1,924	3,569	1,913	825	609
RECAPITULATION.											
British Empire.....	767	1,720	334	1,379	1,627	British Empire.....	106	220	28	120	609
Foreign Countries.....	6,174	9,876	5,603	1,773	1,527	Foreign Countries.....	1,818	3,349	1,885	705	

## SESSIONAL PAPER No. 106

## GINGER AND SPICES, N.O.P., UNGROUND. (Dutiable.)

	Lb.	Lb.	Lb.	Lb.	Lb.	Lb.	Lb.	\$	\$	\$	\$	\$
United Kingdom.....	884,873	676,207	868,676	881,728	150,131	United Kingdom.....	95,528	63,403	90,496	115,505	26,041	
Bermuda.....	40					Bermuda.....	4					
British Africa, East.....	87,992	94,548	35,000	1,189		British Africa, East.....	9,613	8,202	3,180	68		
British Africa, West.....						British Africa, West.....						
British East Indies—					970	British East Indies—						
India.....	324,534	486,009	408,423	101,464	100,865	India.....	27,145	41,998	42,955	13,534		
Straits Settlements.....	631,806	595,398	792,789	876,032	882,814	Straits Settlements.....	74,572	68,952	95,199	113,587		
Other.....	63,561	28,461	13,366	18,970		Other.....	7,932	2,107	1,478	1,166		
British West Indies.....	481,597	364,718	240,890	204,171	134,316	British West Indies.....	27,651	19,336	15,542	18,195		
Hong Kong.....	76,507	132,391	67,624	161,587	122,140	Hong Kong.....	2,182	4,273	1,954	6,923		
China.....	159,941	255,233	192,908	60,527	17,745	China.....	5,448	7,826	4,888	2,821		
France.....	3,900				291	France.....	391		6			
Germany.....	1,246	2,604				Germany.....	251	1,111				
Italy.....	17,651	12,043	4,454	8,065	12,737	Italy.....	1,912	1,111	384	925		
Japan.....	60,914	45,162	67,477	131,156	288,927	Japan.....	3,273	2,625	3,405	8,343		
Mexico.....		10,310			30	Mexico.....		1,485				
Netherlands.....	16,691	13,401				Netherlands.....	1,482	1,299		3		
Dutch East Indies.....	26,036	13,699		1,163	293,610	Dutch East Indies.....	1,452	1,279		49,408		
Spain.....	584,970	720,678	1,113,161	1,556,943	1,034,334	Spain.....	3,043			120		
United States.....						United States.....	62,458	77,768	129,600	218,806		
Total.....	3,422,684	3,450,862	3,804,817	4,002,995	3,339,000	Total.....	323,098	297,777	339,147	499,993		
RECAPITULATION.												
British Empire.....	2,550,910	2,377,732	2,426,777	2,945,141	1,691,276	British Empire.....	244,634	204,273	250,804	288,978		
Foreign Countries.....	871,774	1,073,130	1,378,040	1,757,854	1,647,724	Foreign Countries.....	78,464	93,504	138,343	231,015		

## GINGER AND SPICES, N.O.P., GROUND. (Dutiable.)

	Lb.	Lb.	Lb.	Lb.	Lb.		\$	\$	\$	\$	\$
United Kingdom.....	22,127	24,611	19,384	12,168	4,303	United Kingdom.....	7,730	6,696	4,453	4,501	1,723
British East Indies—						British East Indies—					
India.....		1,125				India.....		136			
Straits Settlements.....	797	677	810	816	946	Straits Settlements.....		75	97	72	170
Hong Kong.....	661	441				Hong Kong.....	41	104			
Austria-Hungary.....	230	24	40	55	283	Austria-Hungary.....	2	1	3	4	7
China.....	75	253	211	279		China.....	11	117	107	112	
France.....	29	13	103	5,500	80	France.....	5	5	16	32	14
Japan.....		9,179	5,511		2,755	Japan.....	1,090	539	539	585	403
Spain.....	5,434	543				Spain.....	277	60			
Turkey.....	79,532	108,107	75,820	56,307	88,073	Turkey.....	14,463	21,850	13,649	10,074	15,893
United States.....						United States.....					
Total.....	108,885	144,973	101,879	75,345	96,444	Total.....	22,669	30,134	18,864	15,380	18,211
RECAPITULATION.											
British Empire.....	22,924	26,413	20,194	12,984	5,253	British Empire.....	7,771	6,907	4,550	4,573	1,894
Foreign Countries.....	85,961	118,560	81,685	62,361	91,191	Foreign Countries.....	14,898	23,227	14,314	10,807	16,317

No. 19—Imports for Consumption, by Articles and Countries, during Fiscal Years ended March 31, 1914-1918—*Con.*

Imported from—	1914	1915	1916	1917	1918	Imported from—	1914	1915	1916	1917	1918
<b>FOODSTUFFS—Continued.</b>											
<b>TOTAL SPICES. (Dutiable.)</b>											
United Kingdom.....	Lb.	Lb.	Lb.	Lb.	Lb.	United Kingdom.....	\$	\$	\$	\$	\$
Bermuda.....	1,077,335	801,777	952,470	920,154	164,423	Bermuda.....	122,947	82,566	103,505	126,010	39,250
British Africa, East.....	40					British Africa, East.....	4				
British Africa, West.....	87,902	94,548	35,000	1,189		British Africa, West.....	9,613	8,202	3,180	68	
British East Indies—					970	British East Indies—					1,298
India.....	334,430	492,167	408,423	101,464	107,285	India.....	25,036	42,808	42,955	13,534	17,896
Straits Settlements.....	608,431	601,724	803,743	879,503	887,952	Straits Settlements.....	78,983	70,293	96,225	114,201	131,787
Other.....	63,561	28,461	13,366	18,970		Other.....	7,932	2,107	1,478	1,166	
British West Indies.....	523,364	440,830	369,432	353,923	625,830	British West Indies.....	32,606	23,634	28,160	38,119	67,543
Hong Kong.....	77,304	133,068	68,434	162,403	123,126	Hong Kong.....	2,226	4,350	2,051	6,995	9,000
Austria-Hungary.....	661	441				Austria-Hungary.....	140	104			
China.....	160,171	255,257	192,948	60,582	18,028	China.....	5,450	7,827	4,891	2,825	676
France.....	3,975	253	271	279	291	France.....	562	117	142	112	63
Germany.....	2,248	2,843				Germany.....	725	245			
Italy.....	17,651	12,043	4,454	8,065	12,787	Italy.....	1,912	1,111	384	925	1,097
Japan.....	60,943	46,675	67,580	131,376	289,007	Japan.....	3,278	2,697	3,421	8,375	17,779
Mexico.....					30	Mexico.....		1,485			3
Netherlands.....	18,614	15,833			293,610	Netherlands.....	2,453	1,972			
Dutch East Indies.....	425	9,179	5,511	6,663	2,755	Dutch East Indies.....	3,015	1,279			49,408
Spain.....	5,434					Spain.....	68	1,090	539	705	403
Turkey.....	698,598	863,959	1,239,280	1,665,516	1,175,041	Turkey.....	277	60			
United States.....						United States.....	83,510	106,706	150,728	240,405	179,584
Total.....	3,827,213	3,823,610	4,160,912	4,310,087	3,701,135	Total.....	383,737	358,653	437,659	553,440	505,757
<b>RECAPITULATION.</b>											
British Empire.....	2,832,457	2,592,575	2,650,868	2,437,606	1,909,586	British Empire.....	282,347	233,960	277,554	300,093	256,744
Foreign Countries.....	994,756	1,231,035	1,510,044	1,872,481	1,791,549	Foreign Countries.....	101,390	124,693	160,105	253,347	249,013

## SUGAR AND MOLASSES.

GLUCOSE OR GRAPE SUGAR, GLUCOSE SYRUP AND CORN SYRUP OR ANY SYRUPS CONTAINING ANY ADMIXTURE THEREOF. (Dutiable.)

Imported from—	1914	1915	1916	1917	1918	Imported from—	1914	1915	1916	1917	1918
<b>SUGAR AND MOLASSES.</b>											
United Kingdom.....	Lb.	Lb.	Lb.	Lb.	Lb.	United Kingdom.....	\$	\$	\$	\$	\$
Hong Kong.....	38,628	36,201	14,960	712	2,400	Hong Kong.....	1,914	1,812	849	70	
France.....		100				France.....		3			113
Japan.....	618	764	324	378	2,495	Japan.....	44	44	24	27	165



## SESSIONAL PAPER No. 106

United States.....	4,456,623	4,389,370	3,275,684	3,448,982	4,781,918	United States.....	102,845	116,672	96,704	126,003	275,768
Total.....	4,495,889	4,426,435	3,290,968	3,450,072	4,786,813	Total.....	104,803	118,531	97,667	126,100	276,046
RECAPITULATION.						RECAPITULATION.					
British Empire.....	38,628	36,201	14,960	712	2,400	British Empire.....	1,914	1,812	840	70	113
Foreign Countries.....	4,457,241	4,390,234	3,276,008	3,449,360	4,784,413	Foreign Countries.....	102,889	116,719	96,818	126,030	275,933

## MAPLE SUGAR AND MAPLE SYRUP. (Dutiable.)

United Kingdom.....	Lb.	Lb.	Lb.	Lb.	Lb.	United Kingdom.....	\$	\$	\$	\$	\$
Hong Kong.....						Hong Kong.....					
United States.....	23,092	20,564	5,756	6,652	6,510	United States.....	2,249	2,099	588	679	811
Total.....	23,092	20,564	8,156	7,006	6,578	Total.....	2,249	2,099	733	688	816
RECAPITULATION.						RECAPITULATION.					
British Empire.....			2,400	354	68	British Empire.....			145	9	5
Foreign Countries.....	23,092	20,564	5,756	6,652	6,510	Foreign Countries.....	2,249	2,099	588	679	811

## MOLASSES OF CANE, TESTING BY THE POLARISCOPE UNDER 35 DEGREES BUT NOT LESS THAN 20 DEGREES. (Dutiable. (Free under Preferential.))

United Kingdom.....	Gal.	Gal.	Gal.	Gal.	Gal.	United Kingdom.....	\$	\$	\$	\$	\$
British West Indies.....	2,718					British West Indies.....	824				
United States.....	198,714	296,633	509,633	122,717	143,642	United States.....	15,927	24,501	48,374	21,812	39,602
Total.....	201,432	296,633	509,633	122,717	*143,642	Total.....	16,751	24,501	48,374	21,812	39,602
RECAPITULATION.						RECAPITULATION.					
British Empire.....	2,718					British Empire.....	824				
Foreign Countries.....	198,714	296,633	509,633	122,717	143,642	Foreign Countries.....	15,927	24,501	48,374	21,812	39,602

MOLASSES PRODUCED IN THE PROCESS OF THE MANUFACTURE OF CANE SUGAR FROM THE JUICE OF THE CANE WITHOUT ANY ADMIXTURE WITH ANY OTHER INGREDIENT, WHEN IMPORTED DIRECT FROM THE PLACE OF PRODUCTION, OR ITS SHIPPING PORT, IN THE ORIGINAL PACKAGE IN WHICH IT WAS PLACED AT THE POINT OF PRODUCTION AND NOT AFTERWARDS SUBJECTED TO ANY PROCESS OF TREATING OR MIXING, TESTING BY POLARISCOPE NOT LESS THAN 35 DEGREES NOR MORE THAN 56 DEGREES. (Dutiable.)

United Kingdom.....	Gal.	Gal.	Gal.	Gal.	Gal.	United Kingdom.....	\$	\$	\$	\$	\$
British West Indies.....	3,615	15,592				British West Indies.....	445	2,337	6,864		20
Newfoundland.....	25	1,257				Newfoundland.....	12	339		2,487	
Cuba.....					2,013	Cuba.....					665
Denmark.....						Denmark.....					
Danish West Indies.....	1,684					Danish West Indies.....	142				
United States.....	49,969	19,020	68,601	56,126	18,191	United States.....	12,116	3,765	15,952	18,586	8,191
Porto Rico.....				35		Porto Rico.....				14	
Total.....	55,293	35,869	90,676	62,861	20,607	Total.....	12,715	6,441	22,816	21,087	8,876
RECAPITULATION.						RECAPITULATION.					
British Empire.....	3,640	16,849	22,075	6,700	100	British Empire.....	457	2,676	6,864	2,487	20
Foreign Countries.....	51,653	19,020	68,601	56,161	20,507	Foreign Countries.....	12,258	3,765	15,952	8,000	8,856

No. 19—Imports for Consumption, by Articles and Countries, during Fiscal Years ended March 31, 1914-1918—*Con.*

Imported from—	1914	1915	1916	1917	1918	Imported from—	1914	1915	1916	1917	1918
<b>FOODSTUFFS—Continued.</b>											
<b>SUGAR AND MOLASSES—Continued.</b>											
<b>MOLASSES, TESTING OVER 56 DEGREES AND NOT MORE THAN 75 DEGREES BY THE POLARISCOPE. (Dutiable.)</b>											
United Kingdom.....	Lb.	Lb.	Lb.	Lb.	Lb.	United Kingdom.....	\$	\$	\$	\$	\$
United States.....	200			52,434		United States.....	16			2,223	
Total.....	200			52,434		Total.....	16			2,223	
<b>RECAPITULATION.</b>											
British Empire.....	200			52,434		British Empire.....	16			2,223	
Foreign Countries.....						Foreign Countries.....					

MOLASSES TESTING NOT MORE THAN 56 DEGREES BY THE POLARISCOPE, THE PRODUCE OF ANY BRITISH COUNTRY ENTITLED TO THE BENEFITS OF THE BRITISH PREFERENTIAL TARIFF, WHEN PRODUCED FROM SUGAR CANE AND IMPORTED DIRECT BY SHIP FROM THE COUNTRY OF PRODUCTION, OR FROM ANY BRITISH COUNTRY, IN THE ORIGINAL PACKAGE IN WHICH IT WAS PLACED AT THE POINT OF PRODUCTION, AND NOT AFTERWARDS SUBJECTED TO ANY PROCESS OF TREATING OR MIXING. (Free.)

United Kingdom.....	Gal.	Gal.	Gal.	Gal.	Gal.	United Kingdom.....	\$	\$	\$	\$	\$
British Guiana.....		2,203			105	British Guiana.....					63
British West Indies.....	6,290,820	7,312,464	3,853,635	5,903,284	4,918,784	British West Indies.....	1,592,678	1,283,915	976,333	1,800,833	1,969,293
Newfoundland.....			1,942			Newfoundland.....			769		
Total.....	6,290,820	7,314,669	3,855,577	5,903,284	4,918,889	Total.....	1,592,678	1,284,246	977,102	1,800,833	1,969,356
<b>RECAPITULATION.</b>											
British Empire.....	6,290,820	7,314,669	3,855,577	5,903,284	4,918,889	British Empire.....	1,592,678	1,284,246	977,102	1,800,833	1,969,356
Foreign Countries.....						Foreign Countries.....					

MOLASSES OF CANE TESTING UNDER 35 DEGREES BY THE POLARISCOPE, WHEN IMPORTED FOR USE EXCLUSIVELY IN THE MANUFACTURE OF COMPRESSED FOOD FOR LIVE STOCK. (Free.)

United Kingdom.....	Lb.	Lb.	Lb.	Lb.	Lb.	United Kingdom.....	\$	\$	\$	\$	\$
British West Indies.....						British West Indies.....					
United States.....	360,280					United States.....	2,454				
Total.....	360,280					Total.....	2,454				
<b>RECAPITULATION.</b>											
British Empire.....	360,280					British Empire.....	2,454				
Foreign Countries.....						Foreign Countries.....					

## SESSIONAL PAPER No. 10b

MOLASSES AND SYRUPS OF ALL KINDS, THE PRODUCT OF THE SUGAR CANE OR BEET, N.O.P., AND ALL IMITATIONS THEREOF OR SUBSTITUTES THEREOF. (Dutiable.)

United Kingdom.....	945,007	653,187	479,416	174,612	6,271	United Kingdom.....	44,645	32,985	26,698	14,207	462
British Guiana.....	34,000	25	31,000	37,049	208	British Guiana.....	1,101	7	1	1,101	11
British West Indies.....	1,028	314	160	435	2,480	British West Indies.....	17	8	7	246	109
Hong Kong.....	435	314	160	435	2,480	Hong Kong.....	11	8	7	246	133
Newfoundland.....	435	314	160	435	2,480	Newfoundland.....	11	8	7	246	133
Cuba.....	435	314	160	435	2,480	Cuba.....	11	8	7	246	133
Danish West Indies.....	20	2,860	2,531,716	4,020,778	4,541,166	Danish West Indies.....	1	30	1	30	1
Greece.....	3,641	2,710,552	2,531,716	4,020,778	4,541,166	Greece.....	133	30	1	30	1
Turkey.....	3,641	2,710,552	2,531,716	4,020,778	4,541,166	Turkey.....	65,240	56,707	49,554	117,105	172,300
United States.....	90	3,372,933	3,045,752	4,840,271	4,554,983	United States.....	11	89,740	78,362	132,702	173,075
Hawaii.....	90	3,372,933	3,045,752	4,840,271	4,554,983	Hawaii.....	11	89,740	78,362	132,702	173,075
Total.....	3,680,923	3,372,933	3,045,752	4,840,271	4,554,983	Total.....	110,029	89,740	78,362	132,702	173,075
RECAPITULATION.						RECAPITULATION.					
British Empire.....	945,007	653,501	511,036	219,493	8,959	British Empire.....	44,645	33,002	28,808	15,597	582
Foreign Countries.....	2,744,616	2,719,432	2,531,716	4,620,778	4,546,024	Foreign Countries.....	65,384	56,738	49,554	117,105	172,493

SUGAR CANE, SHREDDED. (Dutiable.)

	\$	\$	\$	\$	\$	\$	\$	\$	\$	\$	\$	
United Kingdom.....	1,878	1,180	708	561	227	RECAPITULATION.						
British West Indies.....	57	24	24	8	112	British Empire.....						566
China.....	24	73	209	50	112	Foreign Countries.....						58
United States.....	1,959	1,277	917	624	339							
Total.....												

SUGAR CANDY AND CONFECTIONERY OF ALL KINDS, INCLUDING SWEETENED GUMS, CANDIED PEEL, CANDIED POP-CORN, CANDIED FRUIT, CANDIED NUTS, FLAVORING POWDERS, COSTARD POWDERS, JELLY POWDERS, SWEETMEATS, SWEETENED BREADS, CAKES, PIES, PUDDINGS, AND ALL OTHER CONFECTIONS CONTAINING SUGAR. (Dutiable.)

	Lb.	Lb.	Lb.	Lb.	Lb.		\$	\$	\$	\$	\$
United Kingdom.....	3,269,317	2,200,469	125,341	125,341	125,341	United Kingdom.....	690,769	467,494	379,560	328,227	21,291
British Guiana.....	40,824	195	30	30	30	British Guiana.....	4,410	5	40	15	15
British West Indies.....	195	82,176	71,907	71,907	71,907	British West Indies.....	3,609	4,772	4,029	5,143	6,008
Hong Kong.....	72,989	82,176	71,907	71,907	71,907	Hong Kong.....	110	82	135	2	2
Newfoundland.....	2,240	1,846	35	35	35	Newfoundland.....	1,321	1,140	105	98	4
Austria-Hungary.....	9,238	31,797	38,775	6,288	6,288	Austria-Hungary.....	614	751	435	11,765	2,088
Belgium.....	31,797	38,775	6,288	6,288	6,288	Belgium.....	22,672	10,665	7,410	1	1
France.....	1,801	27,572	20,568	27,572	27,572	France.....	2,927	1,017	135	135	135
Germany.....	2,470	20,859	20,568	20,568	20,568	Germany.....	1,276	1,269	535	2,910	2,910
Greece.....	20,859	20,859	20,568	20,568	20,568	Greece.....	3,647	2,708	2,204	2,536	4,056
Italy.....	20,859	20,859	20,568	20,568	20,568	Italy.....	3,647	2,708	2,204	2,536	4,056
Japan.....	20,859	20,859	20,568	20,568	20,568	Japan.....	3,647	2,708	2,204	2,536	4,056

No. 19—Imports for Consumption, by Articles and Countries, during Fiscal Years ended March 31, 1914-1918—*Con.*

Imported from—	1914	1915	1916	1917	1918	Imported from—	1914	1915	1916	1917	1918
FOODSTUFFS—Continued.											
SUGAR AND MOLASSES—Continued.											
SUGAR CANDY AND CONFECTIONERY OF ALL KINDS, INCLUDING SWEETENED GUMS, CANDIED PEEL, CANDIED POP-CORN, CANDIED FRUIT, CANDIED NUTS, FLAVOURING POWDERS, CUSTARD POWDERS, JELLY POWDERS, SWEETMEATS, SWEETENED BREADS, CAKES, PIES, PUDDINGS, AND ALL OTHER CONFECTIONS CONTAINING SUGAR.—Concluded.											
Netherlands.....	Lb.	Lb.	Lb.	Lb.	Lb.	Netherlands.....	\$	\$	\$	\$	\$
Portugal.....	.....	.....	.....	.....	.....	Portugal.....	.....	.....	.....	.....	.....
Spain.....	.....	.....	.....	.....	.....	Spain.....	.....	.....	.....	.....	.....
Switzerland.....	.....	.....	.....	.....	.....	Switzerland.....	.....	.....	.....	.....	.....
Turkey.....	.....	.....	.....	.....	.....	Turkey.....	.....	.....	.....	.....	.....
United States.....	.....	.....	.....	.....	.....	United States.....	.....	.....	.....	.....	.....
Total.....	.....	.....	.....	.....	.....	Total.....	.....	.....	.....	.....	.....
RECAPITULATION.						British Empire..... Foreign Countries.....					
British Empire.....	.....	.....	.....	.....	.....						
Foreign Countries.....	.....	.....	.....	.....	.....						

SUGAR ABOVE NO. 16 D.S. IN COLOUR AND ALL REFINED SUGARS OF WHATEVER KINDS, GRADES OR STANDARDS, TESTING NOT MORE THAN 88 DEGREES BY THE POLARISCOPE. (Dutiable.)

United Kingdom.....	Lb.	Lb.	Lb.	Lb.	Lb.	United Kingdom.....	\$	\$	\$	\$	\$
British Guiana.....	.....	.....	.....	.....	.....	British Guiana.....	.....	.....	.....	.....	.....
British West Indies.....	.....	.....	.....	.....	.....	British West Indies.....	.....	.....	.....	.....	.....
Hong Kong.....	.....	.....	.....	.....	.....	Hong Kong.....	.....	.....	.....	.....	.....
Newfoundland.....	.....	.....	.....	.....	.....	Newfoundland.....	.....	.....	.....	.....	.....
Austria-Hungary.....	.....	.....	.....	.....	.....	Austria-Hungary.....	.....	.....	.....	.....	.....
Belgium.....	.....	.....	.....	.....	.....	Belgium.....	.....	.....	.....	.....	.....
China.....	.....	.....	.....	.....	.....	China.....	.....	.....	.....	.....	.....
France.....	.....	.....	.....	.....	.....	France.....	.....	.....	.....	.....	.....
St. Pierre and Miquelon.....	.....	.....	.....	.....	.....	St. Pierre and Miquelon.....	.....	.....	.....	.....	.....
Japan.....	.....	.....	.....	.....	.....	Japan.....	.....	.....	.....	.....	.....
United States.....	.....	.....	.....	.....	.....	United States.....	.....	.....	.....	.....	.....
Hawaii.....	.....	.....	.....	.....	.....	Hawaii.....	.....	.....	.....	.....	.....
Total.....	.....	.....	.....	.....	.....	Total.....	.....	.....	.....	.....	.....
RECAPITULATION.						British Empire..... Foreign Countries.....					
British Empire.....	.....	.....	.....	.....	.....						
Foreign Countries.....	.....	.....	.....	.....	.....						



	Lb.	Lb.	Lb.	Lb.	Lb.	Lb.	Lb.	Lb.	\$	\$	\$	\$
United Kingdom.....	143,693,576	108,096,555	154,320,475	108,202,974	139,408,636	United Kingdom.....	3,141,170	2,949,433	5,576,241	7,141,108	59	6,679,109
British Guiana.....	11,280,500	70,679,974	41,931,074	23,285,002	28,846,050	British Guiana.....	239,182	1,262,718	831,840	1,150,964		1,150,964
British Oceania—	95,338,992	192,361,433	118,622,857	200,179,286	148,838,543	British Oceania—	2,077,317	4,280,714	4,300,496	11,206,805		6,993,210
Fiji.....	129	129	1,136,897		350	Fiji.....			3			7
British West Indies.....						British West Indies.....						
Hong Kong.....						Hong Kong.....						
Brazil.....						Brazil.....						
China.....						China.....						
Costa Rica.....						Costa Rica.....						
Cuba.....						Cuba.....						
Danish West Indies.....						Danish West Indies.....						
Germany.....						Germany.....						
Guatemala.....						Guatemala.....						
Japan.....						Japan.....						
Mexico.....						Mexico.....						
Netherlands—						Netherlands—						
Dutch East Indies.....						Dutch East Indies.....						
Dutch Guiana.....						Dutch Guiana.....						
Nicaragua.....						Nicaragua.....						
Peru.....						Peru.....						
San Domingo.....						San Domingo.....						
United States.....						United States.....						
Hawaii.....						Hawaii.....						
Philippine Islands.....						Philippine Islands.....						
Venezuela.....						Venezuela.....						
Total.....	658,388,310	653,553,121	596,865,985	731,444,247	765,613,368	Total.....	14,065,484	16,246,091	20,790,546	31,410,578		36,509,967
RECAPITULATION.						RECAPITULATION.						
British Empire.....	250,313,068	371,138,091	314,874,406	451,668,011	317,153,579	British Empire.....	5,457,669	9,010,518	11,199,455	19,179,812		14,823,290
Foreign Countries.....	408,075,242	282,415,030	281,991,579	279,776,236	448,459,789	Foreign Countries.....	8,607,815	7,235,573	9,991,091	12,236,766		21,686,677

RAW SUGAR AS DESCRIBED IN PRECEDING ITEM, WHEN IMPORTED TO BE REFINED IN CANADA BY CANADIAN SUGAR REFINERS, UNDER PROVISIONS OF TARIFF ITEM 135 A, TESTING NOT MORE THAN 75 DEGREES BY THE POLARISCOPE. (Dutiable.)

	Lb.	Lb.	Lb.	Lb.	Lb.	\$	\$	\$	\$
Belgium.....									
Cuba.....									
Netherlands—	20,336,026	2,196,900				410,471		47,613	
Dutch Guiana.....	1,829,056					35,950			
Peru.....	901,340					19,000			
San Domingo.....	12,831,768	15,889,816				233,410		302,534	
United States.....									
Total.....	35,948,190	18,086,716				698,831		350,147	
RECAPITULATION.									
British Empire.....									
Foreign Countries.....	35,948,190	18,086,716				698,831		350,147	



## SESSIONAL PAPER No. 106

## TEA OF CEYLON, BLACK, N.O.P. (Dutiable.)

United Kingdom.....	Lb.	Lb.	Lb.	Lb.	Lb.	Lb.	Lb.	Lb.	\$	\$	\$	\$
British East Indies—												
India.....	11,250	6,643	4,874	15,461	15,365	1,461	4,874	11,250	441	1,174	1,854	4,335
Straits Settlements.....												
Other.....	119,814	10,351	1,200	15,365	15,365	1,200	1,200	119,814	4,004	250	2,825	30,978
Newfoundland.....			10						357	3		
China.....	56			56	56				25			
United States.....	18,412	22,241	53,857	36,568	36,568				3,473	8,620	6,237	6,054
Total.....	152,406	39,235	59,941	53,450	53,450	22,105			3,830	12,554	10,916	41,367
RECAPITULATION.												
British Empire.....	131,061	16,994	6,084	16,826	16,826	2,450			357	4,427	4,470	35,313
Foreign Countries.....	18,412	22,241	53,857	36,624	36,624	19,655			3,473	8,620	6,237	6,054

## TEA OF CEYLON, GREEN, IMPORTED DIRECT FROM CEYLON OR PURCHASED IN BOND IN THE UNITED KINGDOM. (Free.)

United Kingdom.....	Lb.	Lb.	Lb.	Lb.	Lb.	Lb.	Lb.	Lb.	\$	\$	\$	\$
British East Indies—												
India.....	99,201	740,534	356,203	128,651	128,651	397,469			74,226	27,433	74,705	179,042
Straits Settlements.....												
Other.....	401,517	561,560	1,770,687	1,290,407	1,290,407	1,993,366			341,719	257,711	369,245	127,314
Total.....	500,718	1,302,094	2,126,890	1,419,058	1,419,058	2,392,835			415,945	285,144	443,950	307,256
RECAPITULATION.												
British Empire.....	500,718	1,302,094	2,126,890	1,419,058	1,419,058	2,392,835			415,945	285,144	443,950	307,256
Foreign Countries.....												

## TEA OF CEYLON, GREEN, N.O.P. (Dutiable.)

United Kingdom.....	Lb.	Lb.	Lb.	Lb.	Lb.	Lb.	Lb.	Lb.	\$	\$	\$	\$
British East Indies—												
India.....												
Straits Settlements.....	9,112			13,950	14,710				2,210	3,291		1,906
Other.....					463				2,641	42		
Newfoundland.....		300			359				1,729	259	90	
United States.....												
Total.....	9,112	300	79,534	28,077	28,077	9,839			1,729	4,851	14,322	1,906
RECAPITULATION.												
British Empire.....	9,112		78,575	13,950	13,950	9,839			1,729	2,210	14,063	1,906
Foreign Countries.....	300		359	11,127	11,127					2,641	259	90

No. 19—Imports for Consumption, by Articles and Countries, during Fiscal Years ended March 31, 1914-1918—*Con.*

Imported from—	1914	1915	1916	1917	1918	Imported from—	1914	1915	1916	1917	1918
----------------	------	------	------	------	------	----------------	------	------	------	------	------

FOODSTUFFS—Continued.											
TEA OF CHINA, BLACK, IMPORTED DIRECT FROM CHINA OR PURCHASED IN BOND IN THE UNITED KINGDOM. (Free.)											
United Kingdom.....	Lb.	Lb.	Lb.	Lb.	Lb.	United Kingdom.....	\$	\$	\$	\$	\$
Hong Kong.....	303,944	351,358	121,729	100,739	2,490	Hong Kong.....	53,594	67,323	25,161	26,204	498
China.....	176,756	272,798	220,434	184,811	288,494	China.....	29,615	39,190	33,995	33,919	64,138
	620,601	1,382,798	922,708	842,249	1,442,786		81,898	163,003	124,770	128,873	243,428
Total.....	1,101,301	2,008,954	1,264,871	1,127,799	1,743,770	Total.....	165,107	269,516	183,926	188,996	308,064
RECAPITULATION.						RECAPITULATION.					
British Empire.....	480,700	624,156	342,163	285,550	290,984	British Empire.....	83,209	106,513	59,156	60,123	64,636
Foreign Countries.....	620,601	1,382,798	922,708	842,249	1,452,786	Foreign Countries.....	81,898	163,003	124,770	128,873	243,428

TEA OF CHINA, BLACK, N.O.P. (Dutiable.)											
United Kingdom.....	Lb.	Lb.	Lb.	Lb.	Lb.	United Kingdom.....	\$	\$	\$	\$	\$
Hong Kong.....	1,770	19,725	150	700	10	Hong Kong.....	302	2,835	40	251	40
China.....	1,458	19,725	18,870	10	4	China.....	267	3,450	3,450	3	3
France.....	4					France.....	4				
Mexico.....					900	Mexico.....					90
United States.....	3,355	43,221	131,553	34,649	8,040	United States.....	566	6,323	16,003	5,079	1,741
Total.....	6,587	62,946	150,573	35,359	8,940	Total.....	1,139	9,158	19,493	5,338	1,831
RECAPITULATION.						RECAPITULATION.					
British Empire.....	1,770		150	700		British Empire.....	302		40	251	
Foreign Countries.....	4,817	62,946	150,423	34,659	8,940	Foreign Countries.....	837	9,158	19,453	5,087	1,831

TEA OF CHINA, GREEN, IMPORTED DIRECT FROM CHINA OR PURCHASED IN BOND IN THE UNITED KINGDOM. (Free.)											
United Kingdom.....	Lb.	Lb.	Lb.	Lb.	Lb.	United Kingdom.....	\$	\$	\$	\$	\$
Hong Kong.....	71,433	56,605	3,785	4,793		Hong Kong.....	10,902	9,290	558	591	
China.....	574,506	1,058,686	1,112,193	525,524	685,185	China.....	1,060	133,629	2,347	1,558	7,728
							72,063	143,829	143,829	77,558	132,058
Total.....	645,939	1,120,487	1,133,585	539,431	712,493	Total.....	84,025	143,509	146,734	79,807	139,786
RECAPITULATION.						RECAPITULATION.					
British Empire.....	79,319	61,801	21,392	13,907	27,308	British Empire.....	11,962	9,940	2,905	2,249	7,728
Foreign Countries.....	574,506	1,058,686	1,112,193	525,524	685,185	Foreign Countries.....	72,063	133,629	143,829	77,558	132,058



SESSIONAL PAPER No. 10b

## TEA OF CHINA, GREEN, N.O.P. (Dutiable.)

United Kingdom.....	Lb.	Lb.	Lb.	Lb.	Lb.	\$	\$	\$	\$
Hong Kong.....	690	460	1,881	173	83	206	350	47	
China.....	2,297	810	3,107	810	205	36,639	7,898	350	
United States.....	84,003	297,184	73,504	20,787	7,895	8,053	7,898	4,222	
Total.....	86,990	297,644	75,385	21,770	8,183	36,699	8,259	4,619	
RECAPITULATION.									
British Empire.....	690	460	1,881	173	83	206	350	47	
Foreign Countries.....	86,300	297,184	73,504	21,597	8,100	36,639	8,053	4,572	

## TEA OF INDIA, BLACK, IMPORTED DIRECT FROM INDIA OR PURCHASED IN BOND IN THE UNITED KINGDOM. (Free.)

United Kingdom.....	Lb.	Lb.	Lb.	Lb.	Lb.	\$	\$	\$	\$
British East Indies—	4,439,545	3,936,985	7,899,908	1,452,692	796,644	770,143	1,586,107	2,597,416	460,633
India.....	9,749,274	11,341,249	8,905,738	20,339,944	1,613,532	1,926,016	1,807,204	721,989	4,868,397
Other.....				25,313				3,555	
Total.....	14,188,819	15,268,234	16,805,706	21,807,909	2,410,176	2,696,759	3,393,311	3,319,405	5,332,585
RECAPITULATION.									
British Empire.....	14,188,819	15,268,234	16,805,706	21,807,909	2,410,176	2,696,759	3,393,311	3,319,405	5,332,585
Foreign Countries.....									

## TEA OF INDIA, BLACK, N.O.P. (Dutiable.)

United Kingdom.....	Lb.	Lb.	Lb.	Lb.	Lb.	\$	\$	\$	\$
British East Indies—									
India.....	2,659	357,382	35,359	357,382	453	7,502	51,650		
Straits Settlements.....	2,640				477				
Other.....				27					
Newfoundland.....	115	2,088	15,627	2,139	30	2,515	136	785	
United States.....									
Total.....	115	7,378	15,742	339,548	30	1,250	2,535	9,922	55,447
RECAPITULATION.									
British Empire.....	5,290	357,409	48,316	357,409	920	920	9,786	54,662	785
Foreign Countries.....	115	2,088	15,627	2,139	30	320	2,515	136	

## TEA OF INDIA, GREEN, IMPORTED DIRECT FROM INDIA OR PURCHASED IN BOND IN THE UNITED KINGDOM. (Free.)

United Kingdom.....	Lb.	Lb.	Lb.	Lb.	Lb.	\$	\$	\$	\$
British East Indies—	176,137	248,038	4,287	5,012	32,677	47,261	815	1,012	
India.....	123,759	43,111	128,899	124,883	21,552	7,535	24,421	23,258	54,673
Total.....	299,896	291,149	133,186	129,895	54,229	54,796	25,236	24,270	54,673
RECAPITULATION.									
British Empire.....	299,896	291,149	133,186	129,895	54,229	54,796	25,236	24,270	54,673
Foreign Countries.....									

No. 19—Imports for Consumption, by Articles and Countries, during Fiscal Years ended March 31, 1914-1918—*Con.*

Imported from—	1914	1915	1916	1917	1918	Imported from—	1914	1915	1916	1917	1918
FOODSTUFFS—Continued.											
TEA OF INDIA, GREEN, N.O.P. (Dutiable.)											
United Kingdom.....	Lb. 6	Lb. 800	Lb.	Lb.	Lb.	United Kingdom.....	\$ 4	\$ 188	\$	\$	\$ 471
United States.....					2,198	United States.....					
Total.....	6	800			2,198	Total.....	4	188			471
RECAPITULATION.											
British Empire.....						British Empire.....					
Foreign Countries.....	6	800			2,198	Foreign Countries.....	4	188			471
TEA OF JAPAN, GREEN, IMPORTED DIRECT FROM JAPAN OR PURCHASED IN BOND IN THE UNITED KINGDOM. (Free.)											
United Kingdom.....	Lb. 7,505	Lb. 1,200	Lb. 120,589	Lb.	Lb.	United Kingdom.....	\$ 1,434	\$ 351	\$ 27,335	\$	\$
Japan.....	3,497,322	4,236,771	5,568,357	6,571,143	7,078,331	Japan.....	562,971	718,823	980,404	1,060,296	1,313,565
Total.....	3,504,827	4,237,971	5,688,946	6,571,143	7,078,331	Total.....	564,405	719,174	1,007,739	1,060,296	1,313,565
RECAPITULATION.											
British Empire.....	7,505	1,200	120,589			British Empire.....	1,434	351	27,335		
Foreign Countries.....	3,497,322	4,236,771	5,568,357	6,571,143	7,078,331	Foreign Countries.....	562,971	718,823	980,404	1,060,296	1,313,565
TEA OF JAPAN, GREEN, N.O.P. (Dutiable.)											
United Kingdom.....	Lb. 360	Lb.	Lb.	Lb.	Lb.	United Kingdom.....	\$ 121	\$	\$	\$	\$
Japan.....					24,321	Japan.....					5,455
United States.....	106,575	85,614	750	4,002	5,330	United States.....	13,757	15,046	165	1,012	1,501
Total.....	106,935	85,614	810	4,002	29,751	Total.....	13,881	15,046	188	1,012	6,856
RECAPITULATION.											
British Empire.....	360					British Empire.....	124	15,046			6,856
Foreign Countries.....	106,575	85,614	810	4,002	29,751	Foreign Countries.....	13,757		188	1,012	

## SESSIONAL PAPER No. 10b

## TEA OF OTHER COUNTRIES, BLACK, IMPORTED DIRECT FROM COUNTRY OF GROWTH OR PURCHASED IN BOND IN THE UNITED KINGDOM. (Free.)

	Lb.	Lb.	Lb.	Lb.	Lb.	Lb.	Lb.	\$	\$	\$	\$
United Kingdom.....	154,629	75,583	17,837	112,359	112,359	13,124	25,851	3,656	28,173		
British West Indies.....	25	160	40	40	40	6	10	55	10		
Japan.....	49,966	209,836	382,892	6,789	118,920	31,111	8,236	67,374	1,502	30,714	
Netherlands.....											
Dutch East Indies.....	480,370	325,204	618,250	177,927	12,212,103		76,182	136,171	35,494	2,688,345	
Total.....	684,965	613,618	1,019,139	296,215	12,391,022		110,569	207,256	65,179	2,719,059	
RECAPITULATION.											
British Empire.....	154,629	75,608	17,997	112,399	112,399		25,851	3,711	28,183		
Foreign Countries.....	530,336	535,040	1,001,142	183,816	12,391,022		84,718	203,545	36,996	2,719,059	

## TEA OF OTHER COUNTRIES, BLACK, N. O. P. (Dutiable.)

	Lb.	Lb.	Lb.	Lb.	Lb.	Lb.	\$	\$	\$	\$	\$
United Kingdom.....	64,137	4,982	291	4,824			14,757	1,253	62	1,270	
British East Indies.....											
India.....											
Straits Settlements.....											
Other.....											
Hong Kong.....			56,640		835				9,588		254
Newfoundland.....	40	70					14	26			
China.....	450	440					57	42			
Japan.....	4,000				570		240				150
Netherlands.....		3,875			17,632			775	8,234		
Dutch East Indies.....			43,009		132,030						
United States.....	54,277	31,357	20,217	75,515			8,498	6,213	4,576	12,195	3,101
Total.....	122,904	40,024	120,247	80,339	151,073		23,476	8,309	22,469	13,465	39,382
RECAPITULATION.											
British Empire.....	64,177	4,352	56,931	4,824	835		14,771	1,279	9,650	1,270	354
Foreign Countries.....	58,727	35,672	63,316	75,515	150,238		8,705	7,030	12,810	12,195	39,128

## TEA OF OTHER COUNTRIES, GREEN, IMPORTED DIRECT FROM COUNTRY OF GROWTH OR PURCHASED IN BOND IN THE UNITED KINGDOM. (Free.)

	Lb.	Lb.	Lb.	Lb.	Lb.	Lb.	\$	\$	\$	\$	\$
United Kingdom.....											
Netherlands.....											
Dutch East Indies.....		6,552			80,019			1,097			17,727
Total.....		6,552			80,019			1,097			17,727
RECAPITULATION.											
British Empire.....		6,552			80,019			1,097			17,727
Foreign Countries.....											

No. 19—Imports for Consumption, by Articles and Countries, during Fiscal Years ended March 31, 1914-1918—*Con.*

Imported from—	1914	1915	1916	1917	1918	Imported from—	1914	1915	1916	1917	1918
United Kingdom.....	Lb.	Lb.	Lb.	Lb.	Lb.	United Kingdom.....	\$	\$	\$	\$	\$
Hong Kong.....	315	1,955				Hong Kong.....	72	265			
Austria-Hungary.....	23,828	5,738	16,701	2,881	14,381	Austria-Hungary.....	76	76	2,001	948	4,496
United States.....	23,828					United States.....	1,103				
Total.....	23,828	8,308	16,701	2,881	14,381	Total.....	1,516	2,001	2,001	948	4,496
RECAPITULATION.											
British Empire.....	23,828	2,270				British Empire.....	337				
Foreign Countries.....		6,038	16,701	2,881	14,381	Foreign Countries.....	1,179	2,001	2,001	948	4,496

FOODSTUFFS—Continued.  
TEA OF OTHER COUNTRIES, GREEN, N.O.P. (Dutiable.)

## TOTAL TEA. (Dutiable and Free.)

Imported from—	1914	1915	1916	1917	1918	Imported from—	1914	1915	1916	1917	1918
United Kingdom.....	Lb.	Lb.	Lb.	Lb.	Lb.	United Kingdom.....	\$	\$	\$	\$	\$
British East Indies—	13,325,063	13,563,807	15,028,017	20,335,656	1,752,667	British East Indies—	2,623,639	2,749,368	3,278,820	4,817,719	555,715
India.....	9,873,033	11,402,375	9,034,637	4,048,219	20,895,500	India.....	1,635,084	1,938,608	1,831,625	752,749	4,977,720
Straits Settlements.....	8,707,427	7,823,075	7,373,281	4,687,562	13,433,086	Straits Settlements.....	1,518,491	1,419,085	1,018,310	1,011,475	3,617,683
Other.....		25	160	40		Other.....		6	55	10	
British West Indies.....	187,082	280,409	240,072	183,990	316,810	British West Indies.....	31,060	40,235	30,588	35,577	72,167
Hong Kong.....	2,490	70	175		27	Hong Kong.....	371	26	55		12
Newfoundland.....		300				Newfoundland.....		76			
Austria-Hungary.....	1,199,312	2,461,705	2,053,771	1,367,783	2,138,781	Austria-Hungary.....	154,490	299,531	272,049	206,439	375,836
China.....	4					China.....	4				
France.....	3,551,288	4,446,607	5,951,309	6,577,982	7,252,142	France.....	571,447	752,934	1,047,798	1,061,798	1,349,884
Japan.....					900	Japan.....					90
Mexico.....		3,875				Mexico.....		775	144,405	35,494	2,709,173
Netherlands.....	430,370	331,754	661,349	177,027	12,339,753	Netherlands.....	76,482	57,046	144,405	35,494	2,709,173
Dutch East Indies.....	301,653	516,697	313,168	296,659	203,453	Dutch East Indies.....	38,618	76,557	42,195	33,525	55,147
United States.....						United States.....					
Total.....	37,628,322	40,830,701	40,655,939	37,654,868	58,333,119	Total.....	6,649,716	7,364,250	8,271,900	7,954,786	13,713,427
RECAPITULATION.											
British Empire.....	32,095,695	33,069,761	31,676,312	29,325,467	36,398,090	British Empire.....	5,808,045	6,177,338	6,765,453	6,617,530	9,223,297
Foreign Countries.....	5,532,627	7,760,940	8,979,627	8,329,401	21,935,029	Foreign Countries.....	841,071	1,186,922	1,506,447	1,337,256	4,490,130



## SESSIONAL PAPER No. 106

VEGETABLES.  
MELONS. (Dutiable.)

	No.	No.	No.	No.	No.	No.	\$	\$	\$	\$	\$
United Kingdom.....	210	120	35								
British West Indies.....	112										
Hong Kong.....	48	15	27								
China.....	203	1,457	960								
Spain.....	2,008,137	2,313,917	1,846,266	2,227,513	2,383,533		170,083	223,334	106,643	157,213	223,419
United States.....											
Total.....	2,008,710	2,315,509	1,847,283	2,227,513	2,383,615		170,142	223,558	106,732	157,213	223,443
RECAPITULATION.											
British Empire.....	322	120	35								
Foreign Countries.....	2,008,388	2,315,389	1,847,253	2,227,513	2,383,533		170,088	223,550	106,725	157,213	223,419

## POTATOES, SWEET, AND YAMS. (Dutiable.)

	Bush.	Bush.	Bush.	Bush.	Bush.	Bush.	\$	\$	\$	\$	\$
United Kingdom.....	414	31	6								
British Guiana.....	12										
British Oceania—											
Fiji.....				42							
British West Indies.....	146	12	3	96	4						
Hong Kong.....	1,300	1,914	1,975	1,971	1,971		1,351	2,305	1,910	50	
China.....	303	118	190	10	8		1,060	92	106	96	
Japan.....	384	53	548	478	347		126	560	552	2,346	3,079
United States.....	66,941	48,296	57,987	48,261	41,568		413	49,683	49,388	675	10
Total.....	69,758	50,964	60,337	50,862	43,888		57,291	52,081	52,168	57,189	65,013
RECAPITULATION.											
British Empire.....	2,478	1,957	1,612	2,113	1,975		1,706	2,346	1,922	2,492	3,086
Foreign Countries.....	67,280	49,007	58,725	48,749	41,913		57,880	50,335	50,246	57,872	61,927

## POTATOES, N.O.P. (Dutiable.)

	Bush.	Bush.	Bush.	Bush.	Bush.	Bush.	\$	\$	\$	\$	\$
United Kingdom.....	31	33	92	28							
Bermuda.....					5						
British West Indies.....	26	151	201	5							
Hong Kong.....	48	182	26	36	27		11	222	368	2	9
Newfoundland.....											
China.....	57	26	25	2			23	107	19	36	32
Japan.....	117	153	12	343			31	40	15		
United States.....	415,597	668,488	327,979	567,759	431,000		97	90	9	269	
Alaska.....	8						353,548	529,882	166,050	546,476	811,004
Total.....	415,884	669,103	328,395	568,170	431,037		353,763	530,402	166,651	546,838	811,049
RECAPITULATION.											
British Empire.....	105	426	379	66	37		82	400	577	111	45
Foreign Countries.....	415,779	668,677	328,016	568,104	430,960		353,681	530,002	166,074	546,747	811,004

No. 19—Imports for Consumption, by Articles and Countries, during Fiscal Years ended March 31, 1914-1918—*Con.*

Imported from—	1914	1915	1916	1917	1918	Imported from—	1914	1915	1916	1917	1918
<b>FOODSTUFFS—Continued.</b>											
<b>VEGETABLES—Continued.</b>											
<b>TOMATOES, FRESH. (Dutiable.)</b>											
United Kingdom.....	Bush.	Bush.	Bush.	Bush.	Bush.	United Kingdom.....	\$	\$	\$	\$	\$
Bermuda.....	750	.....	.....	.....	.....	Bermuda.....	520	.....	.....	.....	398
British West Indies.....	.....	.....	.....	.....	.....	British West Indies.....	.....	.....	.....	.....	185
Cuba.....	1,078	1,166	1,712	2,353	1,026	Cuba.....	2,249	585	1,068	1,390	949
United States.....	267,283	297,708	312,703	271,519	232,133	United States.....	431,411	449,151	416,939	489,714	341
Total.....	269,111	298,874	314,490	273,872	233,744	Total.....	434,180	449,746	418,202	491,104	530,472
<b>RECAPITULATION.</b>											
British Empire.....	750	1,166	1,712	2,353	1,236	British Empire.....	520	585	1,068	1,390	1,532
Foreign Countries.....	268,361	297,708	312,778	271,519	232,508	Foreign Countries.....	433,860	449,151	417,134	489,714	530,813
<b>TOMATOES AND COOKED CORN IN CANS OR OTHER AIR-TIGHT PACKAGES. (Dutiable.)</b>											
United Kingdom.....	Lb.	Lb.	Lb.	Lb.	Lb.	United Kingdom.....	\$	\$	\$	\$	\$
British Oceania—	10,326	2,218	17,098	1,635	.....	British Oceania—	944	311	758	171	.....
New Zealand.....	52	.....	.....	.....	.....	New Zealand.....	4	.....	.....	.....	.....
Hong Kong.....	.....	696	.....	.....	60	Hong Kong.....	.....	28	.....	.....	8
Belgium.....	2,104	.....	.....	.....	.....	Belgium.....	137	.....	.....	.....	.....
France.....	768	.....	.....	21	.....	France.....	19	.....	.....	.....	.....
Italy.....	2,010	11,956	448	2,133	110	Italy.....	97	692	22	297	35
Spain.....	277,823	434,793	348,412	162,481	10,167	Spain.....	24,659	34,642	22,216	14,646	1,849
United States.....	312	16,482	16,107	14,340	84,871	United States.....	11	18	941	624	7,485
Total.....	1,559,272	199,427	62,467	11,286,138	8,443,724	Total.....	46,414	9,780	2,722	577,267	694,867
British Empire.....	1,852,667	639,552	444,532	11,406,738	8,538,932	British Empire.....	72,285	45,381	26,659	593,006	704,234
Foreign Countries.....	.....	.....	.....	.....	.....	Foreign Countries.....	.....	.....	.....	.....	.....
<b>RECAPITULATION.</b>											
British Empire.....	10,378	2,944	17,098	1,625	60	British Empire.....	948	339	758	171	8
Foreign Countries.....	1,842,289	636,638	427,434	11,406,113	8,538,872	Foreign Countries.....	71,337	45,042	25,901	592,835	704,226

## SESSIONAL PAPER No. 10b

VEGETABLES AND BAKED BEANS IN CANS OR OTHER AIR-TIGHT PACKAGES, N.O.P. (Dutiable.)

	Lb.	Lb.	Lb.	Lb.	Lb.	Lb.	Lb.	Lb.	\$	\$	\$	\$	\$
United Kingdom.....	457,739	248,797	99,764	35,549	24,851				31,082	16,914	8,478	14,599	2,816
British East Indies—													
India.....	240								9				
Straits Settlements.....	53,404								2,560				
British West Indies.....	93,925								08				
Hong Kong.....	253,291	217,063	145,436	201,073	224,299				7,041	8,750	6,355	14,075	16,889
Newfoundland.....											3		
Belgium.....	1,672,085	584,512	150,817	27,041	3,007				124,336	40,175	9,739	1,772	553
China.....	77,599	38,843	41,945	3,947	908				1,800	1,639	1,330	211	64
France.....	1,782,229	631,075	423,178	199,257	17,425				104,151	61,653	39,574	30,658	4,695
St. Pierre and Miquelon.....				100								19	
Germany.....	11,951	3,945	2,340						1,150	292	192		
Greece.....		704								46	39		
Italy.....	921,921	571,059	165,041	181,615	6,837				76,322	49,326	11,091	16,731	1,114
Japan.....	231,756	147,682	116,857	179,503	243,774				14,123	12,567	9,222	18,975	38,478
Mexico.....				88									11
Netherlands.....	3,745	10,469	60,172	200					258	780	5,065	35	
Spain.....	217,942	86,312	80,091	144,540	77,436				15,406	4,929	4,654	8,163	4,974
Sweden.....		21								6			
Switzerland.....	2,512								125				
Turkey.....	8,371	13,744	2,050						432	648	81		
United States.....	2,491,092	1,774,167	1,304,227	5,044,107	5,435,846				187,332	134,143	99,205	279,040	457,234
Total.....	8,148,802	4,333,393	2,591,836	6,176,932	6,034,581				626,255	331,878	196,038	384,278	526,828
RECAPITULATION.													
British Empire.....	745,599	465,860	245,224	396,622	249,150				40,700	25,664	14,836	98,674	19,705
Foreign Countries.....	7,403,203	3,872,533	2,346,612	5,780,310	5,785,431				585,495	306,214	180,192	355,604	507,123

OTHER VEGETABLES. (Dutiable.)

[illegible]





## SESSIONAL PAPER No. 106

## VINEGAR OF ANY STRENGTH NOT EXCEEDING STRENGTH OF PROOF. (Dutiable.)

	Gal.	Gal.	Gal.	Gal.	Gal.	Gal.	\$	\$	\$	\$	\$	\$
United Kingdom.....	175,984	141,536	96,387	103,412	69,713	69,713	74,345	57,825	35,532	33,710	21,169	
Hong Kong.....	1,944	2,507	1,981	2,015	2,426	2,426	431	686	375	478	560	
Newfoundland.....		2										
China.....	506	128	112	24	5	5	82	40	30	4	2	
France.....	1,488	2,592	728	188	146	146	607	700	284	159	116	
St. Pierre and Miquelon.....			2									
Italy.....		57		202	132	132		23				
Spain.....	3,015	3,782	4,634	4,278	3,810	3,810	669	971	1,058	1,174	61	
United States.....	17,656	24,303	19,987	27,363	31,662	31,662	3,541	3,589	3,017	4,573	6,091	
Total.....	200,593	174,907	123,906	137,616	107,894	107,894	79,675	63,835	40,316	40,304	29,034	
RECAPITULATION.												
British Empire.....	177,928	144,045	98,368	105,427	72,139	72,139	74,776	58,512	35,907	34,188	21,729	
Foreign Countries.....	22,665	30,862	25,538	32,189	35,755	35,755	4,899	5,323	4,409	6,116	7,305	

## YEAST CAKE. (Dutiable.)

	Lb.	Lb.	Lb.	Lb.	Lb.	Lb.	\$	\$	\$	\$	\$	\$
United Kingdom.....	437	474	798	1,493	185	185	69	93	122	126	33	
United States.....	1,749	474	798	1,493	185	185	352	93	122	126	33	
Total.....	2,176	474	798	1,493	185	185	421	93	122	126	33	
RECAPITULATION.												
British Empire.....	437	474	798	1,493	185	185	69	93	122	126	33	
Foreign Countries.....	1,749						352					

## YEAST, COMPRESSED, IN PACKAGES WEIGHING LESS THAN 50 POUNDS. (Dutiable.)

	Lb.	Lb.	Lb.	Lb.	Lb.	Lb.	\$	\$	\$	\$	\$	\$
United Kingdom.....	3,192	9	10	709			451	1	2	173		
Newfoundland.....												
Germany.....	155		16	4			79		1			
Japan.....	4,233	6,681	4,296	2,470	2,696	2,696	916	1,166	382	480	587	
United States.....												
Total.....	7,580	6,690	4,322	3,183	2,696	2,696	1,446	1,167	385	654	587	
RECAPITULATION.												
British Empire.....	3,192	9	10	709			451	1	2	173		
Foreign Countries.....	4,388	6,681	4,312	2,474	2,696	2,696	995	1,166	383	481	587	



SESSIONAL PAPER No. 10b

China.....	289,568	320,493	253,139	421,011	Hawaii.....	57,477	30,577	20,222	54,491	30,371
Colombia.....	149,929	137,470	183,223	186,656	Philippine Islands.....	1,591			39,100	23,100
Costa Rica.....	34,774	48,634	55,066	91,304	Porto Rico.....	936	1,415		4,686	
Cuba.....	2,921,088	1,025,305	13,827	416,257	Uruguay.....	121,606	97,780	114,569	137,920	50,107
Denmark.....	6,233	10,290	7,894	578	Venezuela.....	77,007,367	74,958,483	79,001,107		301,069
Danish West Indies.....	259,274	58,236			Total.....				122,141,067	136,909,846
Ecuador.....	520	523	3,003	991	RECAPITULATION.					
Egypt and Sudan.....	1,783	2,532			British Empire.....	24,638,250	25,512,745	25,116,083	35,096,123	32,027,305
France.....	1,100,817	648,491	575,290	384,143	Foreign Countries.....	52,369,117	48,545,738	53,885,024	87,044,944	104,282,841
French Africa.....	4,227	65								
Madagascar.....	520									
St. Pierre and Miquelon.....	40	41	1,229							

## FOSSILS. (Free.)

United Kingdom.....	\$ 25	\$ 26	\$	\$	RECAPITULATION.	\$	\$	\$	\$	\$
France.....	63	75			British Empire.....	25	26			
Switzerland.....					Foreign Countries.....	2,434	5,240	2,998		
United States.....	2,371	5,165	2,760	10,787						
Total.....	2,459	5,266	2,760	10,787					2,760	10,787

## FOUNDRY FACINGS OF ALL KINDS. (Dutiable.)

United Kingdom.....	\$ 883	\$ 205	\$ 58	\$ 959	RECAPITULATION.	\$	\$	\$	\$	\$
United States.....	13,673	9,541	12,109	30,343	British Empire.....	883	205	58	59	959
Total.....	19,556	9,746	12,167	30,407	Foreign Countries.....	18,673	9,541	12,109	30,348	48,172

## FULLERS EARTH, IN BULK ONLY. (Free.)

United Kingdom.....	\$ 5,966	\$ 5,162	\$ 7,476	\$ 10,420	RECAPITULATION.	\$	\$	\$	\$	\$
Germany.....	33				British Empire.....	5,966	5,162	7,476	10,420	12,743
United States.....	5,360	6,646	4,366	5,178	Foreign Countries.....	5,393	6,646	4,366	5,178	3,241
Total.....	11,359	11,808	11,842	15,598						





[illegible]

FOR SKINS WHOLLY OR PARTIALLY DRESSED, N.O.P. (Dutiable.)

[illegible]

HATS, CAPS, MUFFS, TIEPS, CAPES, COATS AND CLOAKS OF FUR AND OTHER MANUFACTURES OF FUR N.O.P. (Durable.)

[illegible]

9 GEORGE V, A. 1919

## No. 19—Imports for Consumption, by Articles and Countries, during Fiscal Years ended March 31, 1914-1918—Con.

Imported from—	1914	1915	1916	1917	1918	Imported from—	1914	1915	1916	1917	1918
FURS, HIDES AND LEATHER—Continued.											
TOTAL FURS. (Dutiable and Free.)											
United Kingdom.....	869,269	395,033	212,716	243,217	158,762	Greece.....	524	586	1,509		
British Africa, South.....	53	5,355			1,017	Italy.....	71	118	75	241	4,545
British East Indies—						Japan.....	771		658		
India.....	3,071	11,607				Mexico.....					
Straits Settlements.....	250					Netherlands.....					
Other.....						Norway.....		1,057		1,888	
British Oceania—						Russia.....	68,374		1,250		
Australia.....	91		1,140	42,706	45,358	Spain.....		689			
New Zealand.....			105	36	27,399	Switzerland.....	1,034	741	3,845		
British West Indies.....		2,287	246		7,194	Turkey.....	11,937	1,448			
Hong Kong.....	16			26		United States.....	1,776,876	1,488,863	2,410,842	3,116,642	3,561,405
Newfoundland.....	29,770	13,558	14,225	1,998	3,335	Alaska.....	26,292	1,481	100	2,102	
Argentina Republic.....	16					Total.....	3,754,026	2,239,449	2,729,385	3,568,194	3,907,470
Austria-Hungary.....	7,768	9,787				RECAPITULATION.					
Belgium.....	5,105	7,499				British Empire.....	893,520	410,878	245,424	287,985	242,048
China.....	36,720	10,925				Foreign Countries.....	2,861,106	1,828,571	2,483,961	3,280,209	3,725,422
Denmark.....	128		2,336	36,746	32,589						
France.....	235,063	106,513	60,790	122,590	126,823						
St. Pierre & Miquelon.....		99									
Germany.....	681,038	198,749	2,573								

## HIDES AND SKINS OTHER THAN FUR.

HIDES AND SKINS, RAW, WHETHER DRY SALTED OR PICKLED. (Free.)

	Lb.	Lb.	Lb.	Lb.	Lb.		Lb.	Lb.	Lb.	Lb.	\$
United Kingdom.....	3,302,408	3,630,412	4,237,772	3,616,394	346,183	United Kingdom.....	706,690	753,856	874,879	914,264	96,675
Bermuda.....	1,566	21,198	99,711	12,540	490	Bermuda.....	659	2,017	17,306	1,212	34
British Africa, East.....						British Africa, East.....					
British East Indies—	1,252,305	989,231	639,341	469,547	136,959	British Africa, South.....	330,838	273,753	151,068	130,408	37,632
India.....	989,076	953,802	1,337,213	1,051,381	518,161	British East Indies—	252,575	221,779	278,769	247,057	134,038
Straits Settlements.....			137,439			Other.....	4,101		32,179		4,466
Other.....	32,000				15,234	Straits Settlements.....					
British Oceania—						Other.....			1,500		
Australia.....	297,786	853,988	3,987,016	1,274,115	312,926	British Oceania—			4,300		
New Zealand.....	4,850,818	12,278,142	8,612,244	6,611,997	3,766,243	Australia.....	66,768	141,935	749,065	266,497	134,451
British West Indies.....	183,430	556,143	687,115	593,600	607,918	New Zealand.....	941,146	2,258,875	1,637,921	1,453,381	993,231
Egypt and Sudan.....				1,961		British West Indies.....	21,423	76,005	124,731	107,429	153,706
Hong Kong.....	367	16,500				Egypt and Sudan.....				589	
Newfoundland.....	98,245	142,996	26,355	40,795	65,881	Hong Kong.....	87	1,440			
						Newfoundland.....	11,708	16,545	3,922	7,350	12,390

## SESSIONAL PAPER No. 106

Argentine Republic.....	6,847,324	9,108,881	11,377,370	7,429,756	2,141,480	2,194,782	2,027,851	3,163,677	2,338,706	904,729
Belgium.....	14,826		99,300		59,403	2,734				
Brazil.....		99,280	1,070,455	1,184,617	336,003	310,878	30,368	27,789	411,245	26,181
China.....	1,006,017	1,616,131	4,270	10,387			469,299	292,440	2,077	135,003
Cuba.....	395,528	54,400						769		
Denmark.....	3,000						11,036			
Greenland, Iceland, etc.....		65,344					72,433			
Egypt and Sudan.....		2,186,842	1,930,557	1,281,567	183,034	1,156	8,604			
France.....	4,485,365	26,438				948,401	508,868	478,182	337,020	87,569
French Africa.....	268,692	21,638				36,938	4,811			
Madagascar.....	235,427	3,763	470		2,306	42,970	4,122			
St. Pierre and Miquelon.....	9,320	352,068				1,347	712	148		368
Germany.....	628,169					176,611	96,576			
Greece.....		10,940	34,000					9,706		
Italy.....	4,090					787	2,954			
Mexico.....	70,487	9,668				22,083	2,075			
Netherlands.....	335,170					67,517				11,281
Dutch East Indies.....			4,855	32,370	80,428			1,531	16,707	55,860
Norway.....	7,110	107,352				1,397	19,550			
Russia.....	1,946,273	76,457				301,285	21,203			
Sweden.....	57,335	236,947				9,899	39,453			
Switzerland.....		8,290					1,400			
Turkey.....	198,370	49,750				41,106	9,629			
United States.....	11,912,003	25,252,917	18,364,233	20,359,374	16,652,154	2,094,514	5,124,285	4,363,538	6,456,845	5,986,234
Uruguay.....		26,469	784,279	351,497		6,023		226,669	146,619	
Venezuela.....	183,819	365,504	3,287	56,923		54,702	93,191	789	18,510	
Total.....	39,016,872	59,110,453	53,457,468	44,378,911	25,281,994	8,777,694	12,828,215	12,440,979	12,858,016	8,774,378
RECAPITULATION.										
British Empire.....	11,008,047	19,439,312	19,781,092	13,672,420	5,709,908	2,335,994	3,746,205	3,875,741	3,130,287	1,566,553
Foreign Countries.....	28,008,825	39,671,171	33,676,376	30,706,491	19,512,086	6,441,700	9,082,010	8,565,238	9,727,729	7,207,825

## HOOPS, HORN STRIPS, HORN AND HORN TIPS, IN THE ROUGH, NOT POLISHED OR OTHERWISE MANUFACTURED THAN CLEANED. (FEE.)

United Kingdom.....	\$	\$	\$	\$	\$	\$	\$	\$	\$	\$
British West Indies.....										
Newfoundland.....	9		20	3						
United States.....	10	105	253	46	20			20	3	
Total.....	19	105	273	49	20		105	53	46	20
PELTS, RAW. (FEE.)										
United Kingdom.....	\$	\$	\$	\$	\$	\$	\$	\$	\$	\$
Bermuda.....	12,172									
British Oceania.....	161									
New Zealand.....			255					224	2,151	19,891
France.....	14,853	2,843		3,677				479	5,828	19,891
St. Pierre and Miquelon.....	77							255	3,677	
Total.....							4,022	224	2,151	19,891

No. 19—Imports for Consumption, by Articles and Countries, during Fiscal Years ended March 31, 1914-1918—*Con.*

Imported from—	1914	1915	1916	1917	1918	Imported from—	1914	1915	1916	1917	1918
FURS, HIDES AND LEATHER—Continued.											
TOTAL HIDES AND SKINS, OTHER THAN FUR. (Free.)											
United Kingdom.....	718,862	755,035	874,879	914,364	96,675	French Africa.....	36,938	4,811			
Bermuda.....	811	2,017	17,561	1,212	54	Madagascar.....	42,970	4,122			
British Africa, East.....	5					St. Pierre and Miquelon.....	1,424	712	148		368
“ “ South.....	330,838	273,753	151,088	130,408	37,632	Germany.....	176,641	96,576	9,706		
British East Indies—						Greece.....					
India.....	252,575	221,779	278,769	247,057	134,038	Italy.....	787	2,954			
Straits Settlements.....			32,170			Mexico.....	22,083	2,075			11,281
Other.....	4,104				4,466	Netherlands.....	67,517				
British Guiana.....						Dutch East Indies.....			1,531	16,707	55,860
British Honduras.....			1,500			Norway.....		19,550			
British Oceania—			4,390			Russia.....	1,397	21,203			
Australia.....	66,768	141,485	749,065	266,497	134,451	Sweden.....	361,285	39,453			
New Zealand.....	955,999	2,261,718	1,637,921	1,459,058	993,231	Switzerland.....	9,899	1,400			
British West Indies.....	21,423	76,005	124,731	107,432	153,706	Turkey.....		9,629			
Egypt and Sudan.....				589		United States.....	41,196	5,134,606	4,364,015	6,459,042	6,006,145
Hong Kong.....	87	1,440				Uruguay.....	2,120,558	6,023	226,669	146,619	
Newfoundland.....	11,717	16,545	3,942	7,350	12,300	Venezuela.....	54,702	93,191	789	18,510	
Belgium.....	2,194,732	2,627,851	3,163,677	2,338,706	904,729	Total.....	8,831,010	12,842,558	12,441,731	12,863,893	8,794,289
Argentina Republic.....	2,734					RECAPITULATION.					
Brazil.....		30,368	27,789			British Empire.....	2,363,189	3,750,227	3,876,016	3,133,967	1,566,553
China.....	310,878	469,299	292,440	411,245	26,181	Foreign Countries.....	6,467,821	9,092,331	8,565,715	9,729,926	7,227,736
Cuba.....			769	2,077	135,603						
Denmark.....	72,433	11,036									
Greenland, Iceland, etc.....	1,156	8,604									
Egypt and Sudan.....		508,868	478,182	337,020	87,569						
France.....	945,491										
LEATHER, UNMANUFACTURED.											
BELTING LEATHER OF ALL KINDS. (Dutiable.)											
United Kingdom.....	250,339	83,142	114,502	387,010	26,796	RECAPITULATION.					
United States.....	21,828	8,844	10,554	20,043	9,480	British Empire.....	250,339	85,142	114,502	387,010	26,796
Total.....	271,867	93,986	125,056	407,053	36,276	Foreign Countries.....	21,828	8,844	10,554	20,043	9,480





No. 19—Imports for Consumption, by Articles and Countries, during Fiscal Years ended March 31, 1914-1918—*Con.*

Imported from—	1914	1915	1916	1917	1918	Imported from—	1914	1915	1916	1917	1918
<p style="text-align: center;"><b>FURS, HIDES AND LEATHER—Continued.</b>  <b>LEATHER, UNMANUFACTURED—Concluded.</b>  <b>SKINS FOR MOROCCO LEATHER, TANNED, BUT NOT FURTHER MANUFACTURED. (Dutiable.)</b></p>											
United Kingdom.....	\$ 4,924	\$ 4,682	\$ 24	\$ 146	\$ 19	RECAPITULATION.	\$	\$	\$	\$	\$
United States.....	14,996	9,170	2,485	12,961	435	British Empire.....	4,924	4,682	24	146	19
Total.....	19,920	13,852	2,509	13,107	454	Foreign Countries.....	14,996	9,170	2,485	12,961	435
<p style="text-align: center;"><b>SOLE LEATHER. (Dutiable.)</b></p>											
United Kingdom.....	\$	\$	\$	\$	\$	Total.....	\$	\$	\$	\$	\$
British Oceania—	83,900	35,769	36,198	124,424	7,917		117,310	91,595	121,830	339,234	63,504
Australia.....	304			134	29	RECAPITULATION.					
Belgium.....	1,381	761				British Empire.....	84,204	35,769	36,198	124,558	7,946
Germany.....		90				Foreign Countries.....	33,106	55,826	85,632	214,676	55,558
Sweden.....	188										
United States.....	31,537	54,975	85,632	214,676	55,558						
<p style="text-align: center;"><b>TANNERS' SCRAP. (Dutiable.)</b></p>											
United Kingdom.....	\$ 531	\$ 5,338	\$	\$	\$	RECAPITULATION.	\$	\$	\$	\$	\$
Newfoundland.....	61					British Empire.....	592	5,338			
France.....		17				Foreign Countries.....	12,849	10,993	28,997	28,367	24,412
United States.....	12,849	10,976	28,997	28,367	24,412						
Total.....	13,441	16,331	28,997	28,367	24,412						
<p style="text-align: center;"><b>UPPER LEATHER, NOT DRESSED, WAXED OR GLAZED. (Dutiable.)</b></p>											
United Kingdom.....	\$ 2,987	\$ 1,407	\$	\$ 96	\$ 928	RECAPITULATION.	\$	\$	\$	\$	\$
Newfoundland.....	84					British Empire.....	3,071	1,407		96	928
United States.....	23,891	11,019	9,082	39,371	13,814	Foreign Countries.....	23,891	11,019	9,082	39,371	13,814
Total.....	26,962	12,426	9,082	39,467	14,742						

## SESSIONAL PAPER No. 10b

UPPER LEATHER, INCLUDING DONGOLA, CORDOVAN, KANGAROO, ALLIGATOR AND ALL LEATHER, DRESSED, WAXED OR GLAZED, OR FURTHER FINISHED THAN TANNED, N.O.P., AND CHAMOIS SKINS. (Dutiable.)

United Kingdom.....	\$ 111,696	\$ 99,526	\$ 57,777	\$ 107,275	\$ 51,315	\$ 370,633	\$ 291,076	\$ 237,892	\$ 502,205	\$ 377,269
Newfoundland.....	84	34	97	27	7					
Belgium.....	2,023	138	405	1,012	405	486,795	390,990	296,171	610,528	429,026
Germany.....	2,206									
Japan.....	153									
Netherlands.....		216				111,696	99,560	57,874	107,302	51,352
Switzerland.....				9		375,099	291,430	238,297	505,226	377,674
United States.....										
Total.....										
RECAPITULATION.										
British Empire.....										
Foreign Countries.....										

OTHER LEATHER, DRESSED, WAXED, GLAZED OR FURTHER FINISHED THAN TANNED, N.O.P. (Dutiable.)

United Kingdom.....	\$ 169,055	\$ 94,022	\$ 107,342	\$ 111,288	\$ 16,782	\$ 320,040	\$ 152,552	\$ 110,211	\$ 175,090	\$ 137,717
Newfoundland.....	42	16								
Belgium.....	302					499,776	251,746	217,553	288,023	154,499
France.....	2,870	1,256		1,548						
Germany.....	6,815	3,598								
Japan.....	394									
Mexico.....				97		169,097	94,038	107,342	111,288	16,782
Switzerland.....	560					330,679	157,708	110,211	176,735	137,717
United States.....										
Total.....										
RECAPITULATION.										
British Empire.....										
Foreign Countries.....										

OTHER LEATHER AND SKINS, N.O.P. (Dutiable.)

United Kingdom.....	\$ 25,987	\$ 22,361	\$ 11,107	\$ 13,879	\$ 6,568	\$ 133,196	\$ 202,665	\$ 134,265	\$ 216,553	\$ 246,713
British East Indies—										
Straits Settlements.....					12	162,729	225,050	145,372	232,753	253,297
Hong Kong.....					4					
Newfoundland.....		11								
Austria-Hungary.....	1,566									
France.....	1,508	13				23,987	22,372	11,107	15,879	6,584
Germany.....	472					136,742	202,678	134,265	216,874	246,713
Japan.....				21						
United States.....										
Total.....										
RECAPITULATION.										
British Empire.....										
Foreign Countries.....										

TOTAL LEATHER, UNMANUFACTURED. (Dutiable.)

United Kingdom.....	\$ 828,094	\$ 504,303	\$ 463,408	\$ 865,951	\$ 159,352	\$	\$	\$	\$	\$
British East Indies—										
Straits Settlements.....					12					97
British Oceania—										
Australia.....	304			4,003			216			
British West Indies.....					29					
Hong Kong.....					4					
Newfoundland.....	187	61	97	27	7					9
Austria-Hungary.....	5,320					2,148,339	2,312,695	2,749,030	5,524,956	4,686,317
Belgium.....	1,465	1,003								
China.....						3,085,609	2,834,382	3,216,302	6,403,125	4,849,742
France.....	13,097	3,886	3,442	7,106	2,193					
Germany.....	36,603	12,138			1,828					
Italy.....	9			955						
Japan.....	2,400		325	21						
United States.....										
Total.....										
RECAPITULATION.										
British Empire.....						836,585	504,364	463,505	869,981	159,404
Foreign Countries.....						2,209,024	2,330,018	2,752,797	5,533,144	4,690,338





LEATHER BELTING. (Dutiable.)

[illegible]

OTHER MANUFACTURES OF LEATHER AND RAW HIDE, N.O.P. (Dutiable.)

	\$	\$	\$	\$	\$	\$	\$	\$	\$	\$
United Kingdom.....	91,481	70,263	79,084	79,906	51,354	Turkey.....	15			
Austria-Hungary.....	1,041	283				United States.....	614,386	458,704	809,534	862,811
Belgium.....	32	4				Total.....	716,622	532,131	890,142	
China.....	1,894	745	1,154	228	145					
France.....	3,618	1,139								
Germany.....	21					RECAPITULATION.				
Italy.....										
Japan.....	3,833	870	213	980	607					
Netherlands.....				4,569		British Empire.....	91,481	70,263	79,084	51,354
Norway.....						Foreign Countries.....	625,141	461,868	811,058	527,595
Sweden.....										
Switzerland.....	301	90	167	434	711					

## TOTAL LEATHER, MANUFACTURED. (Dutiable.)

[illegible]

No. 19—Imports for Consumption, by Articles and Countries, during Fiscal Years ended March 31, 1914-1918—*Con.*

Imported from—	1914	1915	1916	1917	1918	1919
United Kingdom.....	1,698,580	1,185,851	813,137	1,137,203	373,011	
British East Indies—						
Straits Settlements.....					12	
British Oceania—						
Australia.....	304	59		4,003		
New Zealand.....		71				
British West Indies.....						
Hong Kong.....	1,038	581	767	1,377		
Newfoundland.....	491	244	120	27		
Austria-Hungary.....	7,256	631			29	
Belgium.....	1,497				2,942	
China.....	238	1,443	48		7	
France.....	24,989	5,493	5,392	7,539	2,372	
St. Pierre and Miquelon.....	1	2			3,013	
Germany.....	60,857	18,809			10	
Italy.....	60			955		
Japan.....	6,289	978	902	1,835	14,147	
Mexico.....				97		
Netherlands.....						
Norway.....						
Portugal.....						
Russia.....						
Spain.....						
Sweden.....						
Switzerland.....						
Turkey.....						
United States.....						
Total.....						
RECAPITULATION.						
British Empire.....						
Foreign Countries.....						
Total.....						
Total.....						

FURS, HIDES AND LEATHER—Concluded.  
TOTAL LEATHER. (Dutiable.)

	1914	1915	1916	1917	1918	1919
Netherlands.....						
Norway.....						
Portugal.....						
Russia.....						
Spain.....						
Sweden.....						
Switzerland.....						
Turkey.....						
United States.....						
Total.....						
RECAPITULATION.						
British Empire.....						
Foreign Countries.....						
Total.....						
Total.....						

## RECAPITULATION—FURS, HIDES AND LEATHER. (Dutiable and Free.)

	1914	1915	1916	1917	1918	1919
United Kingdom.....	3,277,711	2,335,919	1,900,732	2,294,844	628,443	
Bermuda.....	811	2,017	17,501	1,212	54	
British Africa, East.....	5					
" South.....	330,891	273,753	156,473	130,408	37,032	
British East Indies—						
India.....	255,046	221,779	290,376	247,057	134,038	
Straits Settlements.....			32,170		12	
Other.....	4,354		1,500		4,406	
British Guiana.....			1,500			
British Honduras.....			4,390			
British Oceania—						
Australia.....	67,163	141,994	750,205	313,206	179,809	
New Zealand.....	955,999	2,261,789	1,638,020	1,459,094	1,020,630	
British West Indies.....	21,423	78,292	124,977	107,434	100,929	
Egypt and Sudan.....				589		
Hong Kong.....	1,141	2,021	767	1,403	2,942	
Newfoundland.....	41,978	30,347	18,287	9,375	15,642	
Argentine Republic.....	2,194,732	2,627,867	3,163,677	2,338,706	904,729	
Total.....						
RECAPITULATION.						
British Empire.....						
Foreign Countries.....						
Total.....						
Total.....						



No. 19—Imports for Consumption, by Articles and Countries, during Fiscal Years ended March 31, 1914-1918—*Con.*

Imported from—	1914	1915	1916	1917	1918	Imported from—	1914	1915	1916	1917	1918
GLASS AND GLASSWARE—Continued.											
COMMON AND COLOURLESS WINDOW GLASS. (Dutiable.)											
United Kingdom.....	Sq. ft. 13,046,781	Sq. ft. 7,593,930	Sq. ft. 371,634	Sq. ft. 202,651	Sq. ft. 43,935	United Kingdom.....	\$ 461,623	\$ 237,813	\$ 18,790	\$ 12,592	\$ 2,963
Belgium.....	23,495,425	10,501,798	.....	.....	.....	Belgium.....	613,773	276,701	.....	.....	.....
France.....	67,400	20,000	.....	.....	.....	France.....	1,901	565	.....	.....	.....
Germany.....	82,491	38,378	.....	.....	.....	Germany.....	2,708	1,360	.....	.....	.....
Japan.....	.....	.....	.....	10,000	66,900	Japan.....	.....	.....	.....	499	3,615
Netherlands.....	.....	6,100	.....	.....	.....	Netherlands.....	.....	191	.....	.....	.....
United States.....	10,336,026	20,284,118	17,751,575	25,058,842	28,925,725	United States.....	417,417	731,241	703,288	1,223,607	1,820,729
Total.....	47,928,123	38,444,324	18,123,209	25,271,493	29,036,560	Total.....	1,497,422	1,247,871	722,078	1,236,698	1,827,307
RECAPITULATION.											
British Empire.....	13,046,781	7,593,930	371,634	202,651	43,935	British Empire.....	461,623	237,813	18,790	12,592	2,963
Foreign Countries.....	33,981,342	30,850,394	17,751,575	25,068,842	28,992,625	Foreign Countries.....	1,035,799	1,010,058	703,288	1,224,106	1,824,344
GERMAN LOOKING GLASS (THIN PLATE) UNSILVERED, OR FOR SILVERING. (Dutiable.)											
United Kingdom.....	\$ 15	\$ .....	\$ .....	\$ 15	\$ .....	RECAPITULATION.	\$ .....	\$ .....	\$ .....	\$ .....	\$ .....
Austria-Hungary.....	167	189	.....	.....	.....	British Empire.....	15	.....	.....	15	.....
Germany.....	56	637	.....	18	.....	Foreign Countries.....	983	892	.....	18	.....
United States.....	760	66	.....	33	.....						
Total.....	998	892	.....	.....	.....						
GLASS, CUT TO SIZE FOR MANUFACTURE OF DRY PLATES FOR PHOTOGRAPHIC PURPOSES, WHEN IMPORTED BY THE MANUFACTURERS OF SUCH DRY PLATES FOR USE EXCLUSIVELY IN THE MANUFACTURE THEREOF IN THEIR OWN FACTORIES. (Free.)											
United Kingdom.....	\$ 1,424	\$ 18,094	\$ 20,505	\$ 15,179	\$ .....	RECAPITULATION.	\$ .....	\$ .....	\$ .....	\$ .....	\$ .....
Belgium.....	15,579	2,222	.....	.....	.....	British Empire.....	1,424	18,094	20,505	15,179	.....
United States.....	735	1,418	5,271	17,838	42,310	Foreign Countries.....	16,314	3,640	5,271	17,838	42,310
Total.....	17,738	21,734	25,776	33,017	42,310						



GLASS PLATES OR DISCS, ROUGH CUT OR UNWROUGHT, FOR USE IN THE MANUFACTURE OF OPTICAL INSTRUMENTS, WHEN IMPORTED BY MANUFACTURERS OF SUCH OPTICAL INSTRUMENTS. (Free.)

LAMP CHIMNEYS, GLASS SHADES OR GLOBES. (Dutiable.)

ORNAMENTAL, FIGURED AND ENAMELLED COLOURED GLASS AND MEMORIAL OR OTHER ORNAMENTAL WINDOW GLASS, N.O.P. (Dutiable.)

[illegible]

No. 19—Imports for Consumption, by Articles and Countries, during Fiscal Years ended March 31, 1914-1918—*Con.*

Imported from—	1914	1915	1916	1917	1918	Imported from—	1914	1915	1916	1917	1918
GLASS AND GLASSWARE—Continued.											
PAINTED OR VITRIFIED, CHIPPED, FIGURED, ENAMELLED AND OBSCURED WHITE GLASS. (Datable.)											
United Kingdom.....	\$ 24,941	\$ 3,624	\$ 1,199	\$ 4,049	\$ 3,805	RECAPITULATION. British Empire..... Foreign Countries.....	\$	\$	\$	\$	\$
Belgium.....	556	46									
Germany.....	494										
United States.....	5,503	1,280	536	445	496		24,941	3,624	1,199	4,049	3,805
Total.....	31,499	4,950	1,735	4,494	4,301		6,558	1,356	536	445	496
PLAIN, COLOURED, OPAQUE, STAINED OR TINTED, OR MUFFLED GLASS IN SHEETS. (Datable.)											
United Kingdom.....	\$ 49,573	\$ 27,707	\$ 2,503	\$ 1,282	\$ 9,400	RECAPITULATION. British Empire..... Foreign Countries.....	\$	\$	\$	\$	\$
Austria-Hungary.....		41									
Belgium.....	9,925	3,000									
France.....		379									
Germany.....	1,509	591					49,573	27,707	2,503	1,282	9,400
Japan.....	2						49,443	36,028	8,591	18,189	31,196
United States.....	38,007	32,017	8,594	18,189	31,196						
Total.....	99,016	63,735	11,097	19,471	40,596						
PLATE GLASS, NOT BEVELLED, IN SHEETS OR PANES, NOT EXCEEDING 7 SQ. FT. EACH. (Datable.)											
United Kingdom.....	Sq. ft. 541,509	Sq. ft. 315,914	Sq. ft. 34,133	Sq. ft. 39,399	Sq. ft. 16,493	RECAPITULATION. British Empire..... Foreign Countries.....	\$	\$	\$	\$	\$
Austria-Hungary.....	2,250						82,332	59,279	7,253	12,671	4,823
Belgium.....	646,980	313,916					122,488	61,594			
France.....	9,002	12,488					1,717	2,579			
Germany.....	18,845						4,091				
Netherlands.....							37,755	68,115	7,365	4,201	
United States.....	187,625	303,864	729,126	1,422,846	1,359,827				163,489	488,197	468,502
Total.....	1,400,211	946,182	805,706	1,483,370	1,376,320	Total.....	218,516	191,567	178,107	505,169	473,325
RECAPITULATION.											
British Empire.....	541,509	315,914	34,133	39,399	16,493	RECAPITULATION.	82,332	59,279	7,253	12,671	4,823
Foreign Countries.....	858,702	630,268	771,573	1,443,971	1,359,827	British Empire.....	166,184	132,288	170,854	492,498	468,502

## SESSIONAL PAPER No. 106

PLATE GLASS, NOT BEVELLED, IN SHEETS OR PANES, EXCEEDING 7 SQ. FT. EACH, AND NOT EXCEEDING 25 SQ. FT. EACH, N.O.P. (Dutiable.)

United Kingdom.....	Sq. ft. 750,127	Sq. ft. 364,295	Sq. ft. 7,351	Sq. ft. 2,570	Sq. ft. 18,492	United Kingdom.....	\$ 151,394	\$ 82,893	\$ 2,668	\$ 1,007	\$ 6,788
Belgium.....	590,624	245,054	12,040			Belgium.....	117,124	52,668	2,833		
France.....	5,675	7,104				France.....	1,025	1,378			
Germany.....	7,930					Germany.....	1,511				
Netherlands.....						Netherlands.....					
United States.....	42,137	100,681	27,496	13,202	417,582	United States.....	9,558	49,141	5,644	3,542	184,396
Total.....	1,396,493	897,134	436,636	447,331	436,074	Total.....	280,612	186,080	100,735	171,002	191,184
RECAPITULATION.											
British Empire.....	750,127	364,295	7,351	2,570	18,492	British Empire.....	151,394	82,893	2,668	1,007	6,788
Foreign Countries.....	646,366	442,839	429,285	444,761	417,582	Foreign Countries.....	129,218	103,187	98,067	169,965	184,396

PLATE GLASS, NOT BEVELLED, N.O.P. (Dutiable.)

United Kingdom.....	Sq. ft. 1,016,034	Sq. ft. 592,672	Sq. ft. 25,446	Sq. ft. 38,463	Sq. ft. 51,225	United Kingdom.....	\$ 224,805	\$ 151,661	\$ 9,080	\$ 13,974	\$ 18,558
Austria-Hungary.....	2,285					Austria-Hungary.....	208				
Belgium.....	726,787	218,537	16,858			Belgium.....	143,095	50,393	4,733		
France.....	27,263	2,977				France.....	3,383	1,241			
Germany.....	9,280	2,971				Germany.....	1,479				
Netherlands.....						Netherlands.....					
Switzerland.....	6,200	11,813	12,800	5,188		Switzerland.....	306	2,822	2,519	1,362	
United States.....	66,833	222,038	491,312	672,978	708,765	United States.....	14,709	62,797	122,636	276,537	353,928
Total.....	1,854,882	1,054,063	546,416	716,629	759,990	Total.....	390,795	269,745	138,968	291,873	372,486
RECAPITULATION.											
British Empire.....	1,016,034	592,672	25,446	38,463	51,225	British Empire.....	224,805	151,661	9,080	13,974	18,558
Foreign Countries.....	838,848	461,391	520,970	678,166	708,765	Foreign Countries.....	165,990	118,084	129,888	277,899	353,928

PLATE GLASS, BEVELLED, N.O.P. (Dutiable.)

United Kingdom.....	Sq. ft. 18,172	Sq. ft. 119	Sq. ft. 136	Sq. ft. 2,244	Sq. ft. 188	United Kingdom.....	\$ 2,854	\$ 42	\$ 186	\$ 990	\$ 110
Belgium.....	136	2,890				Belgium.....	20				
France.....	193					France.....	764	2,524			
Germany.....	2,447	8,580	499	2,244	188	Germany.....					
United States.....						United States.....					
Total.....	20,948	11,589	499	2,244	188	Total.....	3,657	3,376	186	990	110
RECAPITULATION.											
British Empire.....	20,948	11,589	499	2,244	188	British Empire.....	3,657	42			
Foreign Countries.....						Foreign Countries.....		3,334	186	990	110

No. 19—Imports for Consumption, by Articles and Countries, during Fiscal Years ended March 31, 1914-1918—Con.

Imported from—	1914	1915	1916	1917	1918	1919
GLASS AND GLASSWARE—Concluded.						
SILVERED GLASS, BEVELLED OR NOT, FRAMED OR NOT FRAMED. (Dutiable.)						
Imported from—	1914	1915	1916	1917	1918	1919
United Kingdom.....	\$ 59,569	\$ 41,366	\$ 19,482	\$ 27,338	\$ 26,370	\$ 26,370
Hong Kong.....	2	13	7	10	21	21
Austria-Hungary.....	603	133	7	10	21	21
Belgium.....	4,873	763	.....	.....	.....	.....
China.....	9	.....	.....	.....	.....	.....
France.....	24,235	17,406	8,865	14,229	17,874	17,874
St. Pierre and Miquelon.....	30,623	10,311	8	.....	.....	.....
Germany.....	97	92	6	.....	.....	.....
Italy.....	432	180	524	2,272	3,610	3,610
Japan.....	.....	.....	.....	.....	.....	.....
Netherlands.....	.....	.....	.....	.....	.....	.....
Switzerland.....	.....	.....	.....	.....	.....	.....
United States.....	.....	.....	.....	.....	.....	.....
Total.....	170,197	104,533	77,517	120,795	133,495	133,495
RECAPITULATION.						
British Empire.....	59,561	41,374	19,489	27,338	26,391	26,391
Foreign Countries.....	110,636	63,159	58,028	93,457	107,104	107,104
STAINED OR ORNAMENTAL GLASS WINDOWS. (Dutiable.)						
United Kingdom.....	\$ 9,456	\$ 15,158	\$ 3,529	\$ 5,706	\$ 1,987	\$ 1,987
Belgium.....	553	49	.....	.....	.....	.....
France.....	99	.....	9,699	.....	.....	.....
Germany.....	5,580	2,770	.....	.....	.....	.....
United States.....	9,990	9,181	2,445	1,529	4,240	4,240
Total.....	25,678	27,158	15,673	7,235	6,227	6,227
RECAPITULATION.						
British Empire.....	9,456	15,158	3,529	5,706	1,987	1,987
Foreign Countries.....	16,222	12,000	12,144	1,529	4,240	4,240
OTHER ARTICLES OF GLASS, NOT PLATE OR SHEET, DESIGNED TO BE CUT OR MOUNTED, AND MANUFACTURES OF GLASS, N.O.P. (Dutiable.)						
United Kingdom.....	\$ 64,200	\$ 39,680	\$ 22,020	\$ 40,094	\$ 20,340	\$ 20,340
Hong Kong.....	1	6	31	23	1,566	1,566
Austria-Hungary.....	18,667	6,836	.....	.....	.....	.....
Belgium.....	30,108	7,979	109	2	6,784	6,784
China.....	121	82	.....	.....	.....	.....
France.....	29,126	13,907	6,292	13,140	2,979	2,979
Germany.....	40,160	24,514	1,651	1,541	34,822	34,822
Italy.....	1,569	1,692	4,246	16,433	666	666
Japan.....	338	115	87	14	.....	.....
Netherlands.....	139	69	.....	.....	.....	.....
Sweden.....	581	.....	.....	.....	.....	.....
Switzerland.....	5,363	6,011	8,375	7,143	5,196	5,196
United States.....	237,423	237,423	347,163	436,363	622,553	622,553
Total.....	468,235	338,316	390,086	514,803	694,710	694,710
RECAPITULATION.						
British Empire.....	64,201	39,686	22,051	40,117	21,910	21,910
Foreign Countries.....	404,034	298,630	368,035	474,686	672,800	672,800



## GLUE.

## FISH OFFAL OR REFUSE. (Free.)

GLUE, LIQUID. (Dutiable.)

GLUE, POWDERED OR SHEET. (Dutiable.)

	Lb.	Lb.	Lb.	Lb.	\$	\$	\$
United Kingdom.....	2,136,403	2,189,581	943,589	1,638,267	1,957,616	171,190	180,534
Hong Kong.....	49			514	10	3	
Austria-Hungary.....	123,222	19,88				7,418	1,214
Belgium.....	73,638	34,940				4,650	6,814
France.....	208,781	145,039	8,335	26,855		15,765	13,659
							655
							87,464
							222,702
							11
							338,299
							10

No. 19—Imports for Consumption, by Articles and Countries, during Fiscal Years ended March 31, 1914-1918—*Con.*

Imported from—	1914	1915	1916	1917	1918	Imported from—	1914	1915	1916	1917	1918
GLUE—Concluded.											
GLUE, POWDERED OR SHEET—Concluded.											
Germany.....	Lb.	Lb.	Lb.	Lb.	Lb.	Germany.....	\$	\$	\$	\$	\$
Italy.....	490,675	137,856	11,764	22,400	35,616	Italy.....	.....	.....	.....	.....	.....
Netherlands.....	13,200	.....	5,600	.....	.....	Netherlands.....	.....	.....	.....	1,271	2,989
Rumania.....	2,800	40,992	.....	.....	820	Rumania.....	.....	.....	.....	2,509	.....
Sweden.....	9,379	8,960	.....	.....	150	Sweden.....	.....	.....	.....	.....	.....
United States.....	429,307	461,002	410,630	936,154	641	United States.....	.....	.....	33,846	102,247	79,962
Total.....	3,537,544	3,038,259	1,362,554	2,629,154	38,228	Total.....	276,589	261,416	121,965	330,180	421,260
RECAPITULATION.											
British Empire.....	2,186,542	2,189,581	943,589	1,648,781	171,125	British Empire.....	186,534	87,464	87,464	222,713	338,309
Foreign Countries.....	1,351,002	818,678	418,965	980,373	105,464	Foreign Countries.....	74,882	34,501	34,501	107,467	82,951

## MUCILAGE AND ADHESIVE PASTE. (Dutiable.)

United Kingdom.....	\$	\$	\$	\$	\$	RECAPITULATION.	\$	\$	\$	\$	\$
France.....	5,360	3,978	3,352	4,751	1,137	British Empire.....	5,360	3,978	3,352	4,751	1,137
Germany.....	31	39	61	5	.....	Foreign Countries.....	28,946	31,855	95,116	42,535	47,791
Japan.....	.....	.....	.....	.....	1	Total.....	48,928	.....	.....	.....	.....
United States.....	28,915	31,815	25,055	42,529	47,790						
Total.....	34,306	35,833	28,408	47,286	48,928						
RECAPITULATION—GLUE. (Dutiable and Free.)											
United Kingdom.....	\$	\$	\$	\$	\$	Rumania.....	159	2,330	.....	.....	.....
Hong Kong.....	198,297	208,012	107,249	248,913	344,087	Sweden.....	644	671	.....	.....	.....
Newfoundland.....	150	2,910	.....	100	10	United States.....	136,533	137,752	132,016	254,876	257,209
Austria-Hungary.....	8,779	1,213	.....	.....	.....	Total.....	406,289	381,745	240,682	509,265	604,395
Belgium.....	6,814	4,650	.....	.....	50						
China.....	.....	.....	.....	1,783	.....	RECAPITULATION.					
France.....	15,931	13,804	1,405	1,271	2,989	British Empire.....	198,392	210,477	107,261	249,065	344,146
Germany.....	38,216	10,846	.....	2,209	1	Foreign Countries.....	207,897	171,268	133,421	260,140	260,249
Italy.....	.....	1	.....	.....	.....						
Japan.....	820	.....	.....	.....	.....						
Netherlands.....	.....	.....	.....	.....	.....						

## SESSIONAL PAPER No. 10b

## GOLD BEATERS' MOULDS AND GOLD BEATERS' SKINS. (Free.)

	\$	\$	\$	\$	\$	\$	RECAPITULATION.	\$	\$	\$	\$
United Kingdom.....	44	98	485	1,093	1,837	1,555	British Empire.....	44	98	1,093	155
France.....	.....	7	14	2,134	60	3,646	Foreign Countries.....	4,838	2,261	2,194	5,483
United States.....	4,838	2,254	1,955	3,287	.....	5,638					
Total.....	4,882	2,359	2,454	.....	.....	.....					

## GREASE, OIL, SOAP AND WAX.

## CANDLES—PARAFFINE WAX. (Dutiable.)

	Lb.	Lb.	Lb.	Lb.	Lb.	Lb.	United Kingdom.....	\$	\$	\$	\$
United Kingdom.....	102,198	100,450	27,687	19,129	7,142	.....	Hong Kong.....	7,716	8,879	2,668	1,272
France.....	60	454	481	323	1,438	.....	Belgium.....	49	49	1	1
Germany.....	6,186	879	.....	44	25	.....	France.....	10	33	240	105
Japan.....	228,298	266,241	167,918	213,292	524,297	.....	Germany.....	610	102	.....	693
United States.....	.....	.....	.....	.....	.....	.....	United States.....	29,148	34,823	22,141	7
Total.....	336,742	368,714	190,106	232,791	532,902	.....	Total.....	37,484	43,937	25,050	30,348
RECAPITULATION.											81,019
British Empire.....	102,198	100,450	27,707	19,132	7,142	.....	British Empire.....	7,716	8,879	2,669	1,272
Foreign Countries.....	234,544	268,264	168,399	213,659	525,760	.....	Foreign Countries.....	29,768	35,058	22,381	79,747

## CANDLES—ALL OTHER. (Dutiable.)

	Lb.	Lb.	Lb.	Lb.	Lb.	Lb.	United Kingdom.....	\$	\$	\$	\$
United Kingdom.....	112,036	51,400	41,359	49,058	15,258	.....	Hong Kong.....	10,981	5,802	5,470	3,098
France.....	2,750	2,848	3,312	5,146	110	.....	France.....	325	46	710	22
St. Pierre and Miquelon.....	2,251	3,725	.....	15	.....	.....	St. Pierre and Miquelon.....	359	401	.....	217
Germany.....	50	97	148	382	82	.....	Germany.....	359	401	.....	3
Japan.....	100	200	.....	.....	.....	.....	Japan.....	6	8	21	14
Netherlands.....	318,965	357,754	348,589	417,223	430,250	.....	Netherlands.....	13	19	44,988	48
United States.....	.....	.....	.....	.....	.....	.....	United States.....	42,004	45,533	44,988	66,563
Total.....	436,232	416,321	393,479	502,076	446,501	.....	Total.....	53,784	52,226	51,194	75,615
RECAPITULATION.											79,311
British Empire.....	112,116	51,697	41,430	49,310	15,368	.....	British Empire.....	10,987	5,818	5,475	3,048
Foreign Countries.....	324,116	364,624	352,049	452,766	431,133	.....	Foreign Countries.....	42,797	46,408	45,719	67,859

## No. 19—Imports for Consumption, by Articles and Countries, during Fiscal Years ended March 31, 1914-1918—Con.

Imported from—	1914	1915	1916	1917	1918	Imported from—	1914	1915	1916	1917	1918
GREASE, OIL, SOAP AND WAX—Continued.											
GREASE.											
AXLE GREASE. (Dutiable.)											
United Kingdom.....	Lb.	Lb.	Lb.	Lb.	Lb.	United Kingdom.....	\$	\$	\$	\$	\$
China.....	78,317	47,250	89,308	27,126	43,167	China.....	3,822	1,707	6,497	1,935	2,944
France.....	1,760	.....	13	.....	.....	France.....	35	.....	.....	.....	.....
Germany.....	5,477	.....	.....	.....	.....	Germany.....	367	.....	.....	.....	.....
United States.....	4,143,435	3,181,072	4,283,020	5,577,259	5,530,415	United States.....	202,108	134,667	206,488	269,855	340,144
Total.....	4,228,939	3,228,322	4,372,341	5,604,285	5,563,582	Total.....	206,392	136,374	212,989	271,790	343,088
RECAPITULATION.						RECAPITULATION.					
British Empire.....	78,317	47,250	89,308	27,126	43,167	British Empire.....	3,822	1,707	6,497	1,935	2,944
Foreign Countries.....	4,150,672	3,181,072	4,283,033	5,577,259	5,530,415	Foreign Countries.....	202,570	134,667	206,492	269,855	340,144
FOOTS, BEING THE REFUSE OF THE COTTON SEED OR OLIVES AFTER THE OIL HAS BEEN PRESSED OUT. (Free.)											
United Kingdom.....	Lb.	Lb.	Lb.	Lb.	Lb.	United Kingdom.....	\$	\$	\$	\$	\$
Cuba.....	406,600	38,900	.....	.....	.....	Cuba.....	.....	681	.....	.....	.....
United States.....	.....	262,900	1,197,800	398,800	105,500	United States.....	17,328	13,422	59,257	35,550	15,831
Total.....	406,600	301,800	1,197,800	398,800	105,500	Total.....	17,328	14,103	59,257	35,550	15,831
RECAPITULATION.						RECAPITULATION.					
British Empire.....	.....	.....	.....	.....	.....	British Empire.....	.....	.....	.....	.....	.....
Foreign Countries.....	406,600	301,800	1,197,800	398,800	105,500	Foreign Countries.....	17,328	14,103	59,257	35,550	15,831
GREASE AND DEGRAS FOR STUFFING OR DRESSING LEATHER. (Free.)											
United Kingdom.....	Lb.	Lb.	Lb.	Lb.	Lb.	United Kingdom.....	\$	\$	\$	\$	\$
Bermuda.....	442,201	364,981	659,935	254,770	140,837	Bermuda.....	15,377	10,682	27,154	17,756	12,526
Belgium.....	19,030	17,280	.....	.....	10,455	Belgium.....	1,544	1,402	.....	.....	1,270
Germany.....	18,720	.....	.....	.....	.....	Germany.....	466	.....	.....	.....	.....
United States.....	182,329	38,775	2,833,127	1,981,085	1,681,036	United States.....	9,241	1,899	.....	.....	.....
Total.....	1,106,650	1,495,780	2,833,127	1,981,085	1,681,036	Total.....	60,439	80,474	153,116	130,197	132,491
RECAPITULATION.						RECAPITULATION.					
British Empire.....	1,838,930	1,916,816	3,493,062	2,235,855	1,832,328	British Empire.....	87,067	94,457	180,270	147,953	146,287
Foreign Countries.....	461,231	382,261	659,935	254,770	151,292	Foreign Countries.....	16,921	12,084	27,154	17,756	13,796
Foreign Countries.....	1,367,699	1,534,555	2,833,127	1,981,085	1,681,036	Foreign Countries.....	70,146	82,373	153,116	130,197	132,491



## SESSIONAL PAPER No. 10b

GREASE, ROUGH, THE REFUSE OF ANIMAL FAT, FOR THE MANUFACTURE OF SOAP AND OILS ONLY. (Free.)

United Kingdom.....	Lb.	Lb.	Lb.	Lb.	Lb.	Lb.	\$	\$	\$	\$
Bermuda.....	402,862	2,653	18,271	7,554	17,543	24,840	198	799	2,373	
British Oceania—	42,660	25,820	57,770	46,192	322,300	3,281	2,095	4,065	36,558	
Australia.....										
New Zealand.....				1,200	250,759				78	
British West Indies.....	2,550				2,579,955					27,168
Newfoundland.....					115,545					285,452
China.....	9,961				371,673					14,506
Germany.....	11,708,048	11,840,628	7,824,418	6,998,827	8,668,859		905			58,586
United States.....							765,323	688,602	1,283,941	
Total.....	12,166,081	11,869,101	7,900,459	7,048,573	12,261,634		794,477	693,602	1,708,584	
RECAPITULATION.										
British Empire.....	448,072	28,473	76,041	55,246	3,286,102		28,249	4,942	366,057	
Foreign Countries.....	11,718,009	11,840,628	7,824,418	6,998,827	8,975,532		765,228	688,660	1,342,527	

TOTAL GREASE. (Dutiable and Free).

United Kingdom.....	Lb.	Lb.	Lb.	Lb.	Lb.	Lb.	\$	\$	\$	\$
Bermuda.....	923,380	414,884	767,514	289,750	201,567	44,039	12,587	20,490	17,843	
British Oceania—	61,690	43,100	57,770	46,192	332,735	4,825	3,497	4,065	37,828	
Australia.....										
New Zealand.....				1,200	250,759				78	
British West Indies.....	2,550				2,579,955					27,168
Newfoundland.....					115,545					285,452
Belgium.....	18,720									14,506
China.....	1,760									
Cuba.....		38,900			371,673		95			58,586
France.....			13				681			
Germany.....	197,767	38,775					1,899			
United States.....	17,425,733	16,780,380	16,138,365	14,950,471	15,910,810		978,025	1,124,262	1,772,407	
Total.....	18,631,600	17,316,039	16,963,662	15,287,613	19,763,044		1,105,264	1,148,895	2,213,790	
RECAPITULATION.										
British Empire.....	987,620	457,984	825,284	337,142	3,480,561		48,992	24,633	382,797	
Foreign Countries.....	17,643,980	16,858,055	16,138,378	14,950,471	16,282,483		1,056,272	1,124,262	1,880,993	

OILS—FISH.

Cod Liver Oil. (Dutiable.)

United Kingdom.....	Gal.	Gal.	Gal.	Gal.	Gal.	Gal.	\$	\$	\$	\$
Japan.....	2,131	1,186	638	206	154		1,888	879	882	700
France.....	20				20					24
St. Pierre and Miquelon.....	4	6					11	10		
Netherlands.....	113						79			

No. 19—Imports for Consumption, by Articles and Countries, during Fiscal Years ended March 31, 1914-1918—*Con.*

Imported from—	1914	1915	1916	1917	1918	Imported from—	1914	1915	1916	1917	1918
GREASE, OIL, SOAP AND WAX—Continued.											
OILS—FISH—Concluded.											
Cod Liver Oil. (Dutiable)— <i>Concluded.</i>											
Norway.....	Gal. 14,091	Gal. 13,038	Gal. 10,791	Gal. 8,780	Gal. 1,451	Norway.....	\$ 1,557	\$ 8,515	\$ 783	\$ .....	\$ .....
United States.....	6,107	6,212	.....	.....	.....	United States.....	5,622	4,541	13,742	10,996	3,416
Total.....	22,466	20,442	11,969	8,956	1,623	Total.....	18,702	13,945	15,407	11,966	4,170
RECAPITULATION.											
British Empire.....	2,131	1,186	638	206	154	British Empire.....	1,888	879	882	970	700
Foreign Countries.....	20,335	19,256	11,331	8,780	1,474	Foreign Countries.....	16,814	13,066	14,525	10,996	3,470
Cod Oil. n.o.p. [Dutiable. (Free from Newfoundland.)]											
United Kingdom.....	Gal. 379	Gal. 90	Gal. 150	Gal. .....	Gal. 125	United Kingdom.....	\$ 397	\$ 92	\$ 360	\$ .....	\$ 501
Newfoundland.....	95,486	135,244	99,421	146,558	398,239	Newfoundland.....	39,419	54,045	63,356	124,027	334,483
Japan.....	.....	.....	.....	2	.....	Japan.....	.....	.....	.....	2	.....
United States.....	.....	1,394	2,269	273	1,134	United States.....	.....	562	1,639	184	2,427
Total.....	95,865	136,728	101,840	147,133	399,408	Total.....	39,816	54,999	65,355	124,213	337,411
RECAPITULATION.											
British Empire.....	95,865	135,334	99,571	146,558	398,364	British Empire.....	39,816	54,137	63,716	124,027	334,984
Foreign Countries.....	.....	1,394	2,269	275	1,134	Foreign Countries.....	.....	562	1,639	186	2,427
SEAL OIL. [Dutiable. (Free from Newfoundland.)]											
United Kingdom.....	Gal. 34,287	Gal. .....	Gal. 43,326	Gal. 46,490	Gal. 81,269	United Kingdom.....	\$ .....	\$ .....	\$ .....	\$ .....	\$ .....
Newfoundland.....	.....	10,836	.....	42	.....	Newfoundland.....	16,725	4,909	21,350	30,870	76,851
United States.....	20	.....	.....	42	.....	United States.....	20	.....	.....	4	.....
Total.....	34,307	10,836	43,326	46,532	81,269	Total.....	16,745	4,909	21,350	30,874	76,851
RECAPITULATION.											
British Empire.....	34,287	10,836	43,326	46,490	81,269	British Empire.....	16,725	4,909	21,350	30,870	76,851
Foreign Countries.....	20	.....	.....	42	.....	Foreign Countries.....	20	.....	.....	4	.....

## SESSIONAL PAPER No. 106

## WHALE AND SPERMACEI OIL. (Dutiable.)

United Kingdom.....	Gal.	6,775	Gal.	4,848	Gal.	14,351	Gal.	6,027	Gal.	35	United Kingdom.....	\$	3,671	\$	2,296	\$	8,423	\$	4,761	\$	63
British Africa, South.....		4,410		7,896		3,929		15,180		9,203	British Africa, South.....		992		1,145		1,763		8,203		11,022
Germany.....		19,081		6,531		52,374		21,207		9,238	Germany.....		7,603		3,441		21,580		12,964		11,085
United States.....											United States.....										
Total.....											Total.....										
RECAPITULATION.											RECAPITULATION.										
British Empire.....	Gal.	6,775	Gal.	4,848	Gal.	18,780	Gal.	6,027	Gal.	35	British Empire.....	\$	3,671	\$	2,296	\$	10,186	\$	4,761	\$	63
Foreign Countries.....		12,306		1,083		33,394		15,180		9,203	Foreign Countries.....		3,932		1,145		14,304		8,203		11,022

## OTHER FISH OIL. (Dutiable. (Free from Newfoundland.))

United Kingdom.....	Gal.	200	Gal.	6,681	Gal.	7,359	Gal.	2	Gal.	35	United Kingdom.....	\$	174	\$	3,939	\$	4,028	\$	1	\$	
Hong Kong.....		15		24		4		41,299		64,077	Hong Kong.....		4		31		10		30,782		74,114
Newfoundland.....		19,153		9,382		20		24,853		8	Newfoundland.....		8,489		4,130		4		9,626		15
China.....								25,244		21,854	China.....								7,843		20,928
Japan.....								28,395		85,939	Japan.....		8,482		11,402		14,921		23,238		
United States.....		24,548		27,350		61,222		105,549			United States.....		17,149		19,552		26,810		63,647		95,087
Total.....		43,916		43,337							Total.....										
RECAPITULATION.											RECAPITULATION.										
British Empire.....	Gal.	19,368	Gal.	16,087	Gal.	7,363	Gal.	41,301	Gal.	64,077	British Empire.....	\$	8,667	\$	8,150	\$	4,039	\$	30,783	\$	74,114
Foreign Countries.....		24,548		27,350		53,839		64,248		21,862	Foreign Countries.....		8,482		11,402		22,771		32,804		20,943

## TOTAL FISH OIL. (Dutiable and Free.)

United Kingdom.....	Gal.	9,485	Gal.	12,805	Gal.	22,998	Gal.	6,233	Gal.	314	United Kingdom.....	\$	6,130	\$	7,256	\$	13,694	\$	5,731	\$	1,294
British Africa, South.....		15		24		3,929		2		4	British Africa, South.....		4		31		1,763		8,203		11,022
Hong Kong.....		148,926		155,462		112,747		231,617		513,585	Hong Kong.....		61,633		63,034		84,706		185,679		485,478
Newfoundland.....						20				8	Newfoundland.....						4				15
China.....											China.....		11		10						
France.....		20		6							France.....		5								
St. Pierre and Miquelon.....		4,410									St. Pierre and Miquelon.....		992								
Germany.....						25,244		21,855		20	Germany.....		79				7,843		9,628		24
Japan.....						540					Japan.....		11,557		8,515		783				
Netherlands.....		113		13,018		75,249		63,670		33,645	Netherlands.....		16,601		17,650		44,699		42,625		37,823
Norway.....		14,091		36,539							Norway.....		100,015		96,546		153,502		243,664		524,604
United States.....		38,571				270,731		329,497		547,572	United States.....										
Total.....		215,635		217,874							Total.....										
RECAPITULATION.											RECAPITULATION.										
British Empire.....	Gal.	158,426	Gal.	168,291	Gal.	169,678	Gal.	240,882	Gal.	513,899	British Empire.....	\$	70,767	\$	70,371	\$	100,173	\$	191,411	\$	486,742
Foreign Countries.....		57,209		49,583		101,033		88,525		33,673	Foreign Countries.....		29,248		26,175		53,329		52,253		37,862

No. 19—Imports for Consumption, by Articles and Countries, during Fiscal Years ended March 31, 1914-1918—*Con.*

Imported from—	1914	1915	1916	1917	1918	Imported from—	1914	1915	1916	1917	1918
<p style="text-align: center;"><b>GREASE, OIL, SOAP AND WAX—Continued.</b> OILS—MINERAL. ASPHALTUM OIL. (Free.)</p>											
United Kingdom.....		\$		\$		RECAPITULATION.					
Mexico.....			27,038	142		British Empire.....			142		
United States.....	28,087	35,802	49,299	72,970	55,634	Foreign Countries.....	28,087	35,802	76,337	72,970	55,634
Total.....	28,087	35,802	76,479	72,976	55,634						
<p style="text-align: center;"><b>CARBOLIC OR HEAVY OIL. (Free.)</b></p>											
United Kingdom.....	Gal.	Gal.	Gal.	Gal.	Gal.	United Kingdom.....	\$	\$	\$	\$	\$
Germany.....	329,639	187,490	68,630	18,954	19,949	Germany.....	57,414	32,784	11,524	4,354	3,831
United States.....	9,441	7,186	105,076	87,109	206,938	United States.....	3,307	2,516			
Foreign Countries.....	683,117	541,863	105,076	87,109	206,938	Foreign Countries.....	53,599	67,148	12,918	19,655	38,059
Total.....	1,022,197	736,539	173,706	106,063	226,907	Total.....	114,320	97,448	24,442	24,009	41,890
<p style="text-align: center;"><b>RECAPITULATION.</b></p>											
British Empire.....	329,639	187,490	68,630	18,954	19,949	British Empire.....	57,414	32,784	11,524	4,354	3,831
Foreign Countries.....	692,558	549,049	105,076	87,109	206,938	Foreign Countries.....	56,906	64,664	12,918	19,655	38,059
<p style="text-align: center;"><b>COAL AND KEROSENE OIL, DISTILLED, PURIFIED OR RETINED. (Dutiable.)</b></p>											
United Kingdom.....	Gal.	Gal.	Gal.	Gal.	Gal.	United Kingdom.....	\$	\$	\$	\$	\$
Newfoundland.....	175	110	1,219	50		Newfoundland.....	33	18	341	12	
United States.....	2,088	817	440	230	214	United States.....	528	142	90	45	41
Alaska.....	19,278,099	9,586,232	6,420,166	9,325,114	11,858,277	Alaska.....	1,350,502	653,241	345,694	553,657	937,721
Total.....	117					Total.....	35				
British Empire.....	19,280,479	9,587,159	6,421,825	9,325,384	11,858,491	British Empire.....	1,351,098	653,401	346,125	553,714	937,762
Foreign Countries.....	2,263	927	1,659	270	214	Foreign Countries.....	561	160	431	57	41
Foreign Countries.....	19,278,216	9,586,232	6,420,166	9,325,114	11,858,277	Foreign Countries.....	1,350,537	653,241	345,694	553,657	937,721



## SESSIONAL PAPER No. 10b

CRUDE PETROLEUM, FUEL AND GAS OILS, .8235 SPECIFIC GRAVITY OR HEAVIER, AT 60 DEGREES. (Free to Feb. 16, 1916. Dutiable thereafter.)

	Gal.	Gal.	Gal.	Gal.	Gal.	Gal.	\$	\$	\$	\$	\$
United Kingdom.....											
Peru.....		106	12,657,307					276	373,180		
United States.....	177,879,835	3,855,940	102,846,351	166,981,923			5,994,318	86,521	5,143,700	3,338,477	
Total.....	177,879,835	196,203,287	179,639,230				5,994,318	5,230,497	3,711,057		
RECAPITULATION.											
British Empire.....		1,996						276			
Foreign Countries.....	177,879,835	196,201,291	179,639,230				5,994,318	5,230,221	3,711,057		

CRUDE PETROLEUM IN ITS NATURAL STATE .7900 SPECIFIC GRAVITY OR HEAVIER AT 60 DEGREES TEMPERATURE, WHEN IMPORTED BY OIL REFINERS TO BE REFINED IN THEIR OWN FACTORIES.  
(Dutiable from Feb. 16, 1916.)

	Gal.	Gal.	Gal.	Gal.	Gal.	Gal.	\$	\$	\$	\$	\$
United Kingdom.....											
Peru.....						16,133,663					625,736
United States.....			7,113,851	119,349,426	168,691,592				298,707	4,616,626	8,830,473
Total.....			7,113,851	135,533,089	191,376,057				298,707	5,100,208	9,456,209
RECAPITULATION.											
British Empire.....											
Foreign Countries.....			7,113,851	135,533,089	191,376,057				298,707	5,100,208	9,456,209

CRUDE PETROLEUM, GAS OILS OTHER THAN NAPHTHA, BENZINE AND GASOLINE, LIGHTER THAN .8235 BUT NOT LESS THAN .775 SPECIFIC GRAVITY AT 60 DEGREES. (Dutiable.)

	Gal.	Gal.	Gal.	Gal.	Gal.	Gal.	\$	\$	\$	\$	\$
United Kingdom.....											
Peru.....						833					23
United States.....	45,853	64,057	29,918	119,626	866,902		4,903	5,418	2,270	8,102	66,946
Total.....	45,853	64,057	29,918	120,459	866,902		4,903	5,418	2,270	8,125	66,946
RECAPITULATION.											
British Empire.....											
Foreign Countries.....	45,853	64,057	29,918	120,459	866,902		4,903	5,418	2,270	8,125	66,946

GASOLINE UNDER .725 SPECIFIC GRAVITY AT 60 DEGREES TEMPERATURE. (Free.)

	Gal.	Gal.	Gal.	Gal.	Gal.	Gal.	\$	\$	\$	\$	\$
United Kingdom.....											
Newfoundland.....						1,675					662
Peru.....						815,267					99,784
United States.....	27,469,397	26,504,646	28,078,205	15,662,381	13,655,613		4,406,986	2,828,383	3,081,244	3,220,714	2,989,134
Total.....	27,469,397	26,504,646	28,078,205	16,477,648	13,657,283		4,406,986	2,828,383	3,081,244	3,320,498	2,989,796
RECAPITULATION.											
British Empire.....											
Foreign Countries.....	27,469,397	26,504,646	28,078,205	16,477,648	13,655,613		4,406,986	2,828,383	3,081,244	3,320,498	2,989,134

No. 19—IMPORTS for Consumption, by Articles and Countries, during Fiscal Years ended March 31, 1914-1918—*Con.*

Imported from—	1914	1915	1916	1917	1918	Imported from—	1914	1915	1916	1917	1918
<b>GREASE, OIL, SOAP AND WAX—Continued.</b> <b>OILS—MINERAL—Concluded.</b>											
ILLUMINATING OILS COMPOSED WHOLLY OR IN PART OF THE PRODUCTS OF PETROLEUM, COAL, SHALE OR LIGNITE, COSTING MORE THAN THIRTY CENTS PER GALLON. (Dutiable.)											
United Kingdom.....	Gal. 1,611	Gal. 3,775	Gal. 3,157	Gal. 131	Gal. 1,876	United Kingdom.....	\$ 787	\$ 1,615	\$ 1,753	\$ 98	\$ 1,349
Belgium.....	375	100	360	691	390	Belgium.....	139	155	449	1,201	524
France.....	498	40	120,726	179,654	159,417	France.....	329	48,733	62,017	81,649	96,531
Germany.....	4					Germany.....	42				
United States.....	165,766					United States.....	65,427				
Total.....	168,290	124,601	154,187	180,476	161,683	Total.....	66,724	50,503	64,219	83,008	98,404
RECAPITULATION.											
British Empire.....	1,611	3,775	3,157	131	1,876	British Empire.....	787	1,615	1,753	98	1,349
Foreign Countries.....	166,679	120,826	151,030	180,345	159,807	Foreign Countries.....	65,937	48,888	62,466	82,910	97,055
<b>PETROLEUM IMPORTED BY MINERS OR MINING COMPANIES OR CONCERNS FOR USE IN THE CONCENTRATION OF ORES OR METALS IN THEIR OWN CONCENTRATING ESTABLISHMENTS—(Free.)</b>											
United Kingdom.....	Gal.	Gal.	Gal.	Gal.	Gal.	United Kingdom.....	\$	\$	\$	\$	\$
United States.....					409	United States.....					118
Total.....					409	Total.....					118
RECAPITULATION.											
British Empire.....						British Empire.....					
Foreign Countries.....					409	Foreign Countries.....					118
<b>PETROLEUM (NOT INCLUDING CRUDE PETROLEUM IMPORTED TO BE REFINED, OR ILLUMINATING OR LUBRICATING OILS) -S235 SPECIFIC GRAVITY OR HEAVIER AT 60 DEGREES TEMPERATURE.</b> <b>(Dutiable from Feb. 16, 1916.)</b>											
United Kingdom.....	Gal.	Gal.	Gal.	Gal.	Gal.	United Kingdom.....	\$	\$	\$	\$	\$
France.....						France.....					
St. Pierre and Miquelon.....				420		St. Pierre and Miquelon.....				42	
United States.....			14,012,093	132,205,897	145,873,118	United States.....			375,881	4,179,780	6,442,279
Total.....			14,012,093	132,206,317	145,873,118	Total.....			375,881	4,179,831	6,442,279
RECAPITULATION.											
British Empire.....						British Empire.....					
Foreign Countries.....			14,012,093	132,206,317	145,873,118	Foreign Countries.....			375,881	4,179,831	6,442,279

PRODUCTS OF PETROLEUM, N.O.P. (Dutiable.)

United Kingdom.....	Gal. 20,819	Gal. 44,771	Gal. 150,126	Gal. 1,353	Gal. 17,447	United Kingdom.....	\$ 6,740	\$ 8,354	\$ 22,978	\$ 463	\$ 2,936
Newfoundland.....				50		Newfoundland.....	121			5	
Germany.....	546					Germany.....					
Peru.....				1,337,138	5,211,298	Peru.....				107,518	439,444
United States.....	5,138,909	5,723,266	6,149,659	6,483,507	16,423,180	United States.....	618,506	588,238	582,075	1,033,505	2,974,531
Total.....	5,166,274	5,768,037	6,299,785	7,822,048	21,651,925	Total.....	625,367	596,592	605,053	1,141,581	3,416,911
RECAPITULATION.											
British Empire.....	26,819	44,771	150,126	1,403	17,447	British Empire.....	6,740	8,354	22,978	468	2,936
Foreign Countries.....	5,139,455	5,723,266	6,149,659	7,820,645	21,634,478	Foreign Countries.....	618,627	588,238	582,075	1,141,113	3,413,975

## TOTAL MINERAL OILS. (Dutiable and Free.)

	\$	\$	\$	\$	\$	\$	\$	\$	\$	\$	\$
United Kingdom.....	64,974	43,047	36,738	4,933	S.,116	United States.....	12,582,328	9,365,663	8,148,582	13,786,757	22,431,426
Newfoundland.....	528	142	90	50	703	Alaska.....	35				
Belgium.....	139					Total.....	12,651,803	9,498,044	8,586,077	14,483,950	23,505,949
France.....	329	155	449	1,261	524						
St. Pierre and Miquelon.				42		RECAPITULATION.					
Germany.....	3,470	2,516				British Empire....	65,502	43,189	36,828	4,933	8,819
Mexico.....			27,038	690,907	1,065,180	Foreign Countries....	12,586,301	9,454,855	8,549,249	14,478,967	23,437,130
Peru.....		86,521	373,180								

## OILS—OTHER THAN FISH AND MINERAL.

ANIMAL OIL, LARD. (Dutiable.)

	Gal.	Gal.	Gal.	Gal.	Gal.	\$	\$	\$	\$
United Kingdom.....	4,829	4,709	40	1,109	1,229	2,096	1,774	24	626
Hong Kong.....	.....	.....	.....	.....	8	.....	.....	.....	1,498
United States.....	41,099	27,616	46,693	63,097	26,206	23,679	13,497	23,546	23,195
Total.....	45,928	32,415	46,733	64,206	27,443	25,775	15,271	23,570	43,874
<b>RECAPITULATION.</b>									
British Empire.....	4,829	4,709	40	1,109	1,237	2,096	1,774	24	626
Foreign Countries.....	41,099	27,616	46,693	63,097	26,206	23,679	13,497	23,546	43,248
Total.....	45,928	32,415	46,733	64,206	27,443	25,775	15,271	23,570	43,874
<b>RECAPITULATION.</b>									
British Empire.....	4,829	4,709	40	1,109	1,237	2,096	1,774	24	626
Foreign Countries.....	41,099	27,616	46,693	63,097	26,206	23,679	13,497	23,546	43,248
Total.....	45,928	32,415	46,733	64,206	27,443	25,775	15,271	23,570	43,874
<b>RECAPITULATION.</b>									
British Empire.....	4,829	4,709	40	1,109	1,237	2,096	1,774	24	626
Foreign Countries.....	41,099	27,616	46,693	63,097	26,206	23,679	13,497	23,546	43,248
Total.....	45,928	32,415	46,733	64,206	27,443	25,775	15,271	23,570	43,874
<b>RECAPITULATION.</b>									
British Empire.....	4,829	4,709	40	1,109	1,237	2,096	1,774	24	626
Foreign Countries.....	41,099	27,616	46,693	63,097	26,206	23,679	13,497	23,546	43,248
Total.....	45,928	32,415	46,733	64,206	27,443	25,775	15,271	23,570	43,874
<b>RECAPITULATION.</b>									
British Empire.....	4,829	4,709	40	1,109	1,237	2,096	1,774	24	626
Foreign Countries.....	41,099	27,616	46,693	63,097	26,206	23,679	13,497	23,546	43,248
Total.....	45,928	32,415	46,733	64,206	27,443	25,775	15,271	23,570	43,874
<b>RECAPITULATION.</b>									
British Empire.....	4,829	4,709	40	1,109	1,237	2,096	1,774	24	626
Foreign Countries.....	41,099	27,616	46,693	63,097	26,206	23,679	13,497	23,546	43,248
Total.....	45,928	32,415	46,733	64,206	27,443	25,775	15,271	23,570	43,874
<b>RECAPITULATION.</b>									
British Empire.....	4,829	4,709	40	1,109	1,237	2,096	1,774	24	626
Foreign Countries.....	41,099	27,616	46,693	63,097	26,206	23,679	13,497	23,546	43,248
Total.....	45,928	32,415	46,733	64,206	27,443	25,775	15,271	23,570	43,874
<b>RECAPITULATION.</b>									
British Empire.....	4,829	4,709	40	1,109	1,237	2,096	1,774	24	626
Foreign Countries.....	41,099	27,616	46,693	63,097	26,206	23,679	13,497	23,546	43,248
Total.....	45,928	32,415	46,733	64,206	27,443	25,775	15,271	23,570	43,874
<b>RECAPITULATION.</b>									
British Empire.....	4,829	4,709	40	1,109	1,237	2,096	1,774	24	626
Foreign Countries.....	41,099	27,616	46,693	63,097					

No. 19—Imports for Consumption, by Articles and Countries, during Fiscal Years ended March 31, 1914-1918—*Con.*

Imported from—	1914	1915	1916	1917	1918	Imported from—	1914	1915	1916	1917	1918
<b>GREASE, OIL, SOAP AND WAX—Continued.</b> <b>OILS—OTHER THAN FISH AND MINERAL—Continued.</b> <b>ANIMAL OIL, NEATSFOOT. (Dutiable.)</b>											
United Kingdom.....	Gal.	Gal.	Gal.	Gal.	Gal.	United Kingdom.....	\$	\$	\$	\$	\$
United States.....	13	10,061	11,296	13,839	7,903	United States.....	11	7,715	9,102	14,511	9,836
Total.....	10,310	10,061	11,296	13,839	7,903	Total.....	7,726	7,306	9,102	14,511	9,836
RECAPITULATION.											
British Empire.....	13	10,061	11,296	13,839	7,903	British Empire.....	11	7,715	9,102	14,511	9,836
Foreign Countries.....	10,310	10,061	11,296	13,839	7,903	Foreign Countries.....	7,715	7,306	9,102	14,511	9,836

## ANIMAL OIL, N.O.P. (Dutiable.)

United Kingdom.....	Gal.	Gal.	Gal.	Gal.	Gal.	United Kingdom.....	\$	\$	\$	\$	\$
China.....	695	1,494	2,900	9,236	14,215	China.....	584	554	1,019	6,659	12,171
United States.....	9,404	8,154	17,041	75,810	151,639	United States.....	5,580	4,726	10,448	55,916	245,061
Total.....	10,159	9,648	19,949	85,046	165,854	Total.....	6,164	5,280	11,485	62,575	257,232
RECAPITULATION.											
British Empire.....	695	1,494	2,900	9,236	14,215	British Empire.....	584	554	1,019	6,659	12,171
Foreign Countries.....	9,404	8,154	17,049	75,810	151,639	Foreign Countries.....	5,580	4,726	10,466	55,916	245,061

## ESSENTIAL OILS, PEPPERMINT. (Dutiable.)

United Kingdom.....	Lb.	Lb.	Lb.	Lb.	Lb.	United Kingdom.....	\$	\$	\$	\$	\$
Hong Kong.....	1,302	270	761	1,325	185	Hong Kong.....	1,966	990	769	1,359	1,104
China.....	33	26	32	32	160	China.....	54	31	40	343	276
Germany.....	3	4	.....	5	.....	Germany.....	14	1	.....	1	.....
Japan.....	240	.....	96	.....	.....	Japan.....	9	.....	.....	.....	.....
United States.....	7,210	6,342	9,960	9,766	301	United States.....	352	15,538	52	20,299	448
Total.....	8,893	7,142	10,849	11,622	15,325	Total.....	21,941	16,482	16,482	42,772	448
RECAPITULATION.											
British Empire.....	1,355	296	793	1,851	345	British Empire.....	2,020	1,021	809	1,702	1,380
Foreign Countries.....	7,538	6,846	10,056	9,771	15,826	Foreign Countries.....	22,316	15,539	16,534	20,300	43,220



## SESSIONAL PAPER No. 10b

## ESSENTIAL OILS, N.O.P. (Dutiable.)

United Kingdom.....	Lb.	Lb.	Lb.	Lb.	Lb.	United Kingdom.....	\$	\$	\$	\$	\$
British East Indies—	36,298	26,883	23,829	24,736	33,297	British East Indies—	69,002	32,999	29,627	46,525	62,478
India.....	70	300			25	India.....		158			33
Straits Settlements		4,632				Straits Settlements					
Other.....						Other.....		1,761			
British Oceania—						British Oceania—					
Australia.....	864	840	940	4,483	8,131	Australia.....	274	271	430	1,885	3,064
New Zealand.....	144					New Zealand.....	55				
British West Indies	400	240			648	British West Indies	714	430			1,231
Hong Kong.....	103	617	1,365	109	41	Hong Kong.....	12	521	1,386	33	89
Newfoundland.....			35			Newfoundland.....			15		
Bulgaria.....			94			Bulgaria.....			5,875		
China.....	690	14,906	162	1,666		China.....	1,418		25	1,223	
France.....	10,501	14,972	6,595	6,595	8,749	France.....	36,118	26,892	29,952	25,304	33,933
Germany.....	26,883	4,572			3	Germany.....	22,575	8,889			115
Greece.....			5			Greece.....			72		
Italy.....	8,884	7,235	11,014	7,122	4,041	Italy.....	26,091	14,498	11,727	7,789	4,706
Japan.....	815	1,232	889	161	381	Japan.....	1,309	1,009	791	232	91
Netherlands.....		50		125		Netherlands.....		128		195	
Russia.....		51				Russia.....		18			
Spain.....		220	200	358	212	Spain.....			65	73	
Switzerland.....			197			Switzerland.....	3,336	1,178	2,261	1,063	2,738
Turkey.....	1					Turkey.....	174				
United States.....	163,277	147,571	201,523	200,159	272,732	United States.....	241,327	209,794	217,514	273,936	368,612
Total.....	250,248	209,349	255,225	245,714	328,263	Total.....	402,434	298,546	299,740	358,258	477,090
RECAPITULATION.											
British Empire.....	37,879	33,512	26,169	29,328	42,145	British Empire.....	70,086	36,140	31,458	48,413	66,895
Foreign Countries.....	212,369	175,837	229,056	216,386	286,118	Foreign Countries.....	332,348	262,406	268,282	309,815	410,195

## LUBRICATING OILS COMPOSED WHOLLY OR IN PART OF PETROLEUM AND COSTING LESS THAN 25 CENTS PER GALLON. (Dutiable.)

	Gal.	Gal.	Gal.	Gal.	Gal.	Gal.	\$	\$	\$	\$	\$
United Kingdom.....	13,241	3,287	1,994	1,552	135	United Kingdom.....	3,012	696	476	385	
Newfoundland.....	34					Newfoundland.....	7				22
Germany.....	8,486	5,315			15	Germany.....	1,978	1,254			
Russia.....		253				Russia.....	61				
United States.....	5,134,973	4,360,438	3,755,768	4,513,648	2,837,115	United States.....	707,811	570,364	510,506	636,055	481,104
Total.....	5,156,734	4,369,293	3,757,762	4,515,200	2,837,250	Total.....	712,808	572,375	510,982	636,440	481,126
RECAPITULATION.											
British Empire.....	13,275	3,287	1,994	1,552	135	British Empire.....	3,019	696	476	385	22
Foreign Countries.....	5,143,459	4,366,006	3,755,768	4,513,648	2,837,115	Foreign Countries.....	709,789	571,679	510,506	636,055	481,104

No. 19—IMPORTS for Consumption, by Articles and Countries, during Fiscal Years ended March 31, 1914-1918—*Con.*

Imported from—	1914	1915	1916	1917	1918	Imported from—	1914	1915	1916	1917	1918
<b>GREASE, OIL, SOAP AND WAX—Continued.</b>											
<b>OILS—OTHER THAN FISH AND MINERAL—Continued.</b>											
<b>LUBRICATING OILS, N.O.P. (Dutiable.)</b>											
United Kingdom.....	Gal.	Gal.	Gal.	Gal.	Gal.	United Kingdom.....	\$	\$	\$	\$	\$
British East Indies—	114,463	92,794	95,362	26,564	7,108	British East Indies—	39,506	31,555	25,073	14,390	3,786
India.....						India.....					
Straits Settlements.....						Straits Settlements.....					
Other.....	6	240				Other.....	4	240			
Hong Kong.....			51			Hong Kong.....			29		
Newfoundland.....						Newfoundland.....					
Belgium.....		1,057				Belgium.....		278			
China.....	2,069	1,094				China.....	1,535	928			
France.....	1,081	652	6			France.....	286	342			
Germany.....	3,881	969				Germany.....	1,728	432		55	
Italy.....			1,600			Italy.....					
Japan.....						Japan.....			630		
Norway.....	25	110	2			Norway.....	16	44			
Russia.....	42					Russia.....	11				
Sweden.....		21				Sweden.....		9			
United States.....	991,316	859,959	883,161	1,279,977	1,838,602	United States.....	333,584	261,115	253,232	408,708	646,579
Total.....	1,112,583	956,896	980,242	1,206,547	1,845,710	Total.....	376,670	294,943	284,078	423,153	650,365
<b>RECAPITULATION.</b>											
British Empire.....	114,469	93,034	95,413	26,564	7,108	British Empire.....	39,510	31,795	25,102	14,390	3,786
Foreign Countries.....	998,114	863,862	884,829	1,279,983	1,838,602	Foreign Countries.....	337,160	263,148	258,976	408,763	646,579

## VEGETABLE OILS—Castor. \* (Dutiable.)

United Kingdom.....	Gal.	Gal.	Gal.	Gal.	Gal.	United Kingdom.....	\$	\$	\$	\$	\$
China.....	107,067	76,758	123,610	128,858	22,430	China.....	68,029	42,053	91,814	136,149	39,784
France.....	635	469	60		2,453	France.....	813	338	85		3,032
Germany.....		6				Germany.....		4			
Italy.....	4,077	1,840	1,068	475		Italy.....	2,648	1,135	1,316	892	
United States.....	2,778	1,438	6,311	3,594	18,842	United States.....	2,093	1,068	6,031	4,745	41,411
Total.....	114,557	80,511	131,049	132,927	43,725	Total.....	73,583	44,588	99,246	141,786	84,227
<b>RECAPITULATION.</b>											
British Empire.....	107,067	76,758	123,610	128,858	22,430	British Empire.....	68,029	42,053	91,814	136,149	39,784
Foreign Countries.....	7,490	3,753	7,439	4,069	21,295	Foreign Countries.....	5,554	2,555	7,432	5,637	44,443

## SESSIONAL PAPER No. 10b

VEGETABLE OILS—COCOANUT, PALM AND PALM KERNEL, NOT EDDLE, PEANUT AND SOYA BEAN FOR MANUFACTURE OF SOAP. (Free.)

	Gal.	Gal.	Gal.	Gal.	Gal.	Gal.	Gal.	\$	\$	\$	\$
United Kingdom.....	195,680	145,218	309,332	596,963	171,201	United Kingdom.....	176,918	127,559	266,312	523,323	188,339
British East Indies—						British East Indies—					
India.....	6,880	5,550	2,255	6,707	.....	India.....	5,988	5,174	2,450	4,875	.....
British Oceania—						British Oceania—					
Australia.....	17,860	8,866	25,816	12,004	176,256	Australia.....	17,003	8,200	20,926	12,938	231,839
China.....	.....	14,488	18,565	.....	8,967	China.....	.....	3,254	7,671	.....	9,354
France.....	.....	6,223	.....	.....	.....	France.....	.....	10,819	.....	.....	.....
Germany.....	3,670	27,515	46,649	55,482	231,801	Germany.....	3,009	13,779	19,131	31,047	284,816
Japan.....	.....	9,610	.....	.....	.....	Japan.....	.....	15,289	.....	.....	.....
Netherlands.....	.....	178,756	213,316	596,018	1,443,447	Netherlands.....	.....	7,813	173,476	506,745	1,752,411
United States.....	166,772	.....	.....	.....	.....	United States.....	162,818	161,338	489,966	1,078,928	2,466,759
Total.....	393,862	411,797	615,933	1,267,174	2,081,672	Total.....	365,796	353,285	.....	.....	.....
RECAPITULATION.						RECAPITULATION.					
British Empire.....	223,420	159,684	327,403	615,674	347,457	British Empire.....	199,909	140,993	289,688	541,136	420,178
Foreign Countries.....	170,442	252,113	278,530	651,500	1,734,215	Foreign Countries.....	165,887	212,292	200,278	537,792	2,046,581

VEGETABLE OILS—COCOANUT, N.O.P. (Dutiable.)

	Gal.	Gal.	Gal.	Gal.	Gal.		Gal.	Gal.	Gal.	Gal.	\$	\$
United Kingdom.....	20,094	44,099	53,648	76,633	2,513	United Kingdom.....	30,597	44,671	48,576	107,130	4,082	.....
British East Indies—						British East Indies—						
India.....	.....	496	.....	.....	.....	India.....	.....	492	143	.....	.....	.....
Straits Settlements.....	.....	.....	.....	.....	.....	Straits Settlements.....	.....	.....	.....	.....	.....	.....
Other.....	.....	.....	.....	.....	.....	Other.....	.....	.....	.....	.....	.....	.....
Hong Kong.....	50	.....	227	10	.....	Hong Kong.....	.....	.....	17	8	.....	.....
China.....	.....	830	4,914	12	.....	China.....	45	.....	1,477	.....	.....	.....
France.....	.....	205	.....	.....	.....	France.....	.....	770	.....	.....	.....	.....
Germany.....	.....	.....	.....	.....	.....	Germany.....	.....	179	.....	.....	.....	.....
Japan.....	.....	3,032	27,237	4	2	Japan.....	.....	.....	.....	3	.....	.....
United States.....	2,796	.....	.....	20,720	30,074	United States.....	2,897	3,814	20,893	27,391	46,364	6
Total.....	29,510	48,662	86,038	97,367	32,589	Total.....	33,539	49,926	77,106	134,532	50,432	.....
RECAPITULATION.						RECAPITULATION.						
British Empire.....	26,694	44,595	53,875	76,643	2,513	British Empire.....	30,597	45,163	48,719	107,138	4,082	.....
Foreign Countries.....	2,816	4,067	32,163	20,724	30,076	Foreign Countries.....	2,942	4,763	28,387	27,394	46,370	.....

No. 19—Imports for Consumption, by Articles and Countries, during Fiscal Years ended March 31, 1914-1918—*Con.*

Imported from—	1914	1915	1916	1917	1918	Imported from—	1914	1915	1916	1917	1918
<b>GREASE, OIL, SOAP AND WAX—Continued.</b> <b>OILS—OTHER THAN FISH AND MINERAL—Continued.</b> <b>VEGETABLE OILS—COTTON SEED, CRUDE, FOR THE MANUFACTURE OF REFINED COTTON SEED OIL. (Free.)</b>											
United Kingdom.....	Gal.	Gal.	Gal.	Gal.	Gal.	United Kingdom.....	\$	\$	\$	\$	\$
United States.....	2,657,888	2,938,492	4,300,131	3,156,213	4,088,501	United States.....	1,316,958	1,327,386	2,662,675	2,943,041	5,366,253
Total.....	2,657,888	2,938,492	4,300,131	3,156,213	4,088,501	Total.....	1,316,958	1,327,386	2,662,675	2,943,041	5,366,253
RECAPITULATION.											
British Empire.....	2,657,888					British Empire.....					
Foreign Countries.....		2,938,492	4,300,131	3,156,213	4,088,501	Foreign Countries.....	1,316,958	1,327,386	2,662,675	2,943,041	5,366,253
VEGETABLE OILS—COTTON SEED, REFINED, EDIBLE, FOR CANNING FISH. (Free.)											
United Kingdom.....	Gal.	Gal.	Gal.	Gal.	Gal.	United Kingdom.....	\$	\$	\$	\$	\$
United States.....	60,264	32,000	67,797	32,685	45,615	United States.....	33,824	20,309	40,912	40,049	70,291
Total.....	60,264	32,000	67,797	32,685	45,615	Total.....	33,824	20,309	40,912	40,049	70,291
RECAPITULATION.											
British Empire.....						British Empire.....					
Foreign Countries.....	60,264	32,000	67,797	32,685	45,615	Foreign Countries.....	33,824	20,309	40,912	40,049	70,291
VEGETABLE OILS—COTTON SEED, N.O.P. (Dutiable.)											
United Kingdom.....	Gal.	Gal.	Gal.	Gal.	Gal.	United Kingdom.....	\$	\$	\$	\$	\$
British West Indies.....	4,586	387	1,408	4,136		British West Indies.....	3,494	432	873	4,297	
China.....	18,555	5,469	10,157	4,255	10,000	China.....	6,167	1,578	3,187	2,508	7,817
France.....		186				France.....		89			
Japan.....	22	12	217	3	3,341	Japan.....	22	6	97	1	3,718
United States.....	290,443	225,920	125,975	107,615	101,860	United States.....	161,418	110,893	61,412	53,806	107,039
Total.....	313,606	231,974	137,757	116,009	115,204	Total.....	171,101	112,998	65,569	60,612	118,574
RECAPITULATION.											
British Empire.....	4,586	387	1,408	4,136		British Empire.....	3,494	432	873	4,297	
Foreign Countries.....	309,020	231,587	136,349	111,873	115,204	Foreign Countries.....	167,607	112,566	64,696	56,315	118,574



## SESSIONAL PAPER No. 10b

## VEGETABLE OILS—FLAXSEED OR LINSEED, RAW OR BOILED. (Dutiable.)

	Lb.	Lb.	Lb.	Lb.	Lb.	Lb.	\$	\$	\$	\$	\$
United Kingdom.....	187,645	154,377	105,020	209,773	306,078	13,297	10,074	7,563	20,961	32,530	
Newfoundland.....			80	40				10	5		
Belgium.....	9,840	392				694	22				
Japan.....			150	50				14	3		
Netherlands.....			20,040					2,099			
United States.....	96,027	76,983	65,889	155,542	75,937	7,084	5,829	5,834	20,804	10,598	
Total.....	293,512	231,752	191,179	395,405	382,015	21,075	15,925	15,520	41,773	43,128	
RECAPITULATION.											
British Empire.....	187,645	154,377	105,100	209,813	306,078	13,297	10,074	7,573	20,966	32,530	
Foreign Countries.....	105,867	77,375	86,079	185,592	75,937	7,778	5,851	7,947	20,807	10,598	

## VEGETABLE OILS—OLIVE, FOR MANUFACTURING SOAP OR TOBACCO OR FOR CANNING FISH. (Free.)

	Gal.	Gal.	Gal.	Gal.	Gal.	Gal.	\$	\$	\$	\$	\$
United Kingdom.....											
France.....				26							
Italy.....					95						
Spain.....					12,083						
United States.....	3,416	2,022	2,229	14,033	20,946	2,642	1,712	3,152	19,331	37,454	
Total.....	3,416	2,022	2,229	14,059	33,124	2,642	1,712	3,152	19,364	60,959	
RECAPITULATION.											
British Empire.....											
Foreign Countries.....	3,416	2,022	2,229	14,059	33,124	2,642	1,712	3,152	19,364	60,959	

## VEGETABLE OILS—OLIVE, N.O.P. (Dutiable.)

	Gal.	Gal.	Gal.	Gal.	Gal.	Gal.	\$	\$	\$	\$	\$
United Kingdom.....	26,917	20,028	14,014	11,835	2,766		47,041	34,866	27,913	22,135	6,800
Hong Kong.....	6						8				
Belgium.....	276	235					118	331			
France.....	43,236	56,330	47,144	62,594	24,386		85,361	94,216	74,277	113,381	60,266
French Africa.....		107						360			
St. Pierre and Miquelon.....	2		2	6	1		4		4	15	8
Germany.....	353	25					763	21			
Greece.....	2,217	3,133	627				1,378	4,474	738		
Italy.....	85,200	114,432	85,678	103,385	23,802		103,644	127,655	109,136	142,245	36,377
Japan.....		6	11	11				18	15	10	
Mexico.....											
Spain.....	3,104	2,488	11,209	25,589	38,013		5,682	3,127	5,040	31,802	52,144
Turkey.....	1,317	40					1,361	33			
United States.....	15,563	21,151	33,100	38,367	57,926		17,414	26,171	40,229	54,488	112,814
Total.....	183,191	217,975	191,785	246,787	146,970		262,774	291,302	257,352	364,076	268,548
RECAPITULATION.											
British Empire.....	26,923	20,028	14,014	11,835	2,766		47,049	34,866	27,913	22,135	6,800
Foreign Countries.....	156,268	197,947	177,771	234,952	144,204		215,725	256,436	229,439	341,941	261,688

No. 19—Imports for Consumption, by Articles and Countries, during Fiscal Years ended March 31, 1914-1918—*Con.*

Imported from—	1914	1915	1916	1917	1918	Imported from—	1914	1915	1916	1917	1918
----------------	------	------	------	------	------	----------------	------	------	------	------	------

GREASE, OIL, SOAP AND WAX—Continued.											
OILS—OTHER THAN FISH AND MINERAL—Concluded.											
VEGETABLE OILS—PALM, BLEACHED, AND SHEA BUTTER. (Free.)											
United Kingdom.....	Lb.	Lb.	Lb.	Lb.	Lb.	United Kingdom.....	\$	\$	\$	\$	\$
Belgium.....	77,950	72,462	76,123	16,389	3,600	Belgium.....	11,532	15,658	9,942	2,252	842
France.....	633,587	2,240	2,240	42,387	.....	France.....	80,337	.....	353	.....	.....
United States.....	.....	629	3,378	42,387	.....	United States.....	.....	74	291	5,405	.....
Total.....	711,537	73,091	81,741	58,776	3,600	Total.....	91,869	15,732	10,496	7,657	842
RECAPITULATION.						RECAPITULATION.					
British Empire.....	77,950	72,462	76,123	16,389	3,600	British Empire.....	11,532	15,658	9,942	2,252	842
Foreign Countries.....	633,587	629	5,618	42,387	.....	Foreign Countries.....	80,337	74	554	5,405	.....

VEGETABLE OILS—ROBIN AND CHINAWOOD. (Free.)											
United Kingdom.....	\$	\$	\$	\$	\$	United Kingdom.....	\$	\$	\$	\$	\$
China.....	3,035	7,337	6,100	14,392	659	China.....	.....	.....	.....	.....	.....
Japan.....	1,968	19,546	.....	9,206	.....	Japan.....	.....	.....	.....	.....	.....
United States.....	608	.....	.....	.....	.....	United States.....	.....	.....	.....	.....	.....
Total.....	205,105	114,106	138,950	282,260	498,508	Total.....	3,035	7,337	6,100	11,392	659
	210,776	140,989	145,050	305,858	499,167		207,741	133,652	138,950	291,466	498,508
RECAPITULATION.						RECAPITULATION.					
British Empire.....	.....	.....	.....	.....	.....	British Empire.....	.....	.....	.....	.....	.....
Foreign Countries.....	.....	.....	.....	.....	.....	Foreign Countries.....	.....	.....	.....	.....	.....

VEGETABLE OILS—SESAME SEED. (Dutiable.)											
United Kingdom.....	Gal.	Gal.	Gal.	Gal.	Gal.	United Kingdom.....	\$	\$	\$	\$	\$
Hong Kong.....	175	444	228	311	228	Hong Kong.....	204	512	285	167	281
China.....	461	14	16	3	.....	China.....	312	14	9	396	1
Japan.....	68	581	452	514	251	Japan.....	42	469	456	489	471
Netherlands.....	542	3	.....	734	.....	Netherlands.....	463	9	.....	.....	.....
United States.....	939	472	793	.....	479	United States.....	720	434	1,056	956	840
Total.....	2,175	1,517	1,489	1,640	961	Total.....	1,741	1,438	1,806	2,009	1,592
RECAPITULATION.						RECAPITULATION.					
British Empire.....	636	444	228	389	228	British Empire.....	516	512	255	563	281
Foreign Countries.....	1,539	1,073	1,261	1,251	733	Foreign Countries.....	1,225	926	1,521	1,446	1,311

## SESSIONAL PAPER No. 10b

## VEGETABLE OILS, N.O.P. (Dutiable.)

	Gal.	Gal.	Gal.	Gal.	Gal.	Gal.	Gal.	\$	\$	\$	\$	\$
United Kingdom.....	30,690	9,143	16,085	9,910	6,950	25,780	7,968	9,661	11,605	10,455		
Hong Kong.....	38,341	42,026	41,485	29,399	42,263	27,047	30,207	24,412	20,263	45,390		
Belgium.....	896	3,962				1,810	4,517					
China.....	8,575	3,483	1,301	2,744	64	4,161	2,053	818	1,393	68		
France.....	18,323	13,630	12,723	3,690		13,094	13,006	7,731	4,677			
Germany.....	296	636				307	249					
Japan.....	111,982	30	7,175	1,904	20,110	7,152	30	3,048	1,298	15,887		
Mexico.....					144					102		
Netherlands.....	1,887			190		1,297	1,398		287			
Russia.....		1,300										
Sweden.....	6					13						
United States.....	54,590	67,567	36,853	68,839	102,714	37,996	34,404	23,641	37,730	62,047		
Total.....	265,586	141,777	115,622	116,076	172,245	118,657	93,812	69,311	77,253	133,619		
RECAPITULATION.												
British Empire.....	69,031	51,169	57,570	39,309	49,213	52,827	38,175	34,073	31,868	55,845		
Foreign Countries.....	196,555	90,608	58,052	76,767	123,032	65,830	55,637	35,238	45,385	77,804		

## OTHER OILS, N.E.S. (Dutiable.)

	Gal.	Gal.	Gal.	Gal.	Gal.	Gal.	Gal.	\$	\$	\$	\$	Gal.
United Kingdom.....	29,740	12,486	28,982	37,150	8,207	12,333	7,066	12,655	10,376	8,072		
Hong Kong.....	356	3,178	203	1,271	91	156	115	141	848	134		
Belgium.....	300	3,810				491	7,511					
China.....	325	1,905	4,934	52	28	158	998	1,101	35	45		
France.....	2,113	1,218	7,051	190	60	1,474	817	1,594	204	967		
Germany.....	6,383	177				914	179					
Italy.....					68							
Japan.....	46	212	362	167			146	294	434	294		
Netherlands.....	1,700					283						
Switzerland.....		1,850		136	150		531		594	1,297		
Turkey.....	852					561						
United States.....	244,392	186,474	232,368	300,607	309,309	66,842	53,686	63,302	101,838	187,317		
Total.....	286,207	208,310	273,840	339,573	317,913	83,160	71,049	109,087	114,329	198,096		
RECAPITULATION.												
British Empire.....	30,096	12,664	29,185	38,421	8,298	12,489	7,181	12,796	11,224	8,206		
Foreign Countries.....	256,111	195,646	244,655	301,152	309,615	70,671	63,868	96,291	103,105	189,890		

No. 19—Imports for Consumption, by Articles and Countries, during Fiscal Years ended March 31, 1914-1918—*Con.*

Imported from—	1914	1915	1916	1917	1918	Imported from—	1914	1915	1916	1917	1918
GREASE, OIL, SOAP AND WAX—Continued.											
TOTAL OILS OTHER THAN FISH AND MINERAL. (Dutiable and Free.)											
United Kingdom.....	\$ 508,437	\$ 365,820	\$ 538,397	\$ 922,731	\$ 372,660	Italy.....	\$ 132,383	\$ 143,318	\$ 122,809	\$ 150,926	\$ 41,485
British East Indies—						Japan.....	9,934	16,967	23,901	33,517	305,137
India.....	5,988	5,332	2,450	4,875	33	Mexico.....	1,500	7,950	2,099	482	181
Strait Settlements.....	29	2,493				Netherlands.....	16	44			
Other.....						Norway.....	11	1,477			
British Oceania—						Russia.....	5,682	3,127	5,105	31,875	75,541
Australia.....	17,277	8,531	21,356	14,823	234,903	Spain.....	13	9			
New Zealand.....	55					Sweden.....	3,336	1,709	2,261	1,657	3,975
British West Indies.....	714	862			1,251	Switzerland.....	2,096	33			
Hong Kong.....	27,693	31,386	26,407	21,891	46,175	Turkey.....	3,359,508	2,943,554	5,551,262	10,110,636	
Newfoundland.....	7	54		5	22	United States.....	4,343,408	3,750,732	6,892,080	11,307,584	
Belgium.....	83,450	12,659	5,875			Total.....					
Bulgaria.....	15,508	28,352	12,846	14,367	20,316	RECAPITULATION.					
China.....	137,146	147,289	115,580	143,654	95,106	British Empire.....	500,100	414,424	588,664	964,325	655,024
France.....		360				Foreign Countries.....	3,783,308	3,336,308	4,614,384	5,927,755	10,652,560
St. Pierre and Miquelon.....	4		4	15	8						
Germany.....	31,343	24,986									
Greece.....	1,378	4,474	810								
TOTAL OILS. (Dutiable and Free.)											
United Kingdom.....	\$ 579,541	\$ 416,123	\$ 588,829	\$ 933,395	\$ 382,040	Italy.....	\$ 132,383	\$ 143,318	\$ 122,809	\$ 150,926	\$ 41,485
British Africa, South.....			1,763			Japan.....	9,934	16,967	27,744	43,145	305,161
British East Indies—						Mexico.....			31,038		181
India.....	5,988	5,332	2,450	4,875	33	Netherlands.....	1,579	7,950	2,099	482	
Strait Settlements.....	29	2,493				Norway.....	11,573	8,559	783		
Other.....						Peru.....	1,477	86,521	373,180	690,907	1,065,180
British Oceania—						Russia.....	11	1,477	5,105	31,875	75,541
Australia.....	17,277	8,531	21,356	14,823	234,903	Spain.....	5,682	3,127			
New Zealand.....	55					Sweden.....	13	9			
British West Indies.....	714	862			1,251	Switzerland.....	3,336	1,709	2,261	1,657	3,975
Hong Kong.....	27,697	31,417	26,417	21,892	46,175	Turkey.....	2,096	33			
Newfoundland.....	65,168	63,226	84,850	185,734	486,203	United States.....	15,958,440	12,326,867	19,380,644	32,579,885	
Belgium.....	83,589	12,659	5,875			Alaska.....	35				
Bulgaria.....	15,508	28,352	12,850	14,367	20,331	Total.....	17,095,226	13,345,322	13,943,127	21,619,694	35,338,137
China.....	137,486	147,444	116,029	144,915	95,690	RECAPITULATION.					
France.....		360		57	8	British Empire.....	696,369	527,984	725,665	1,160,719	1,150,585
St. Pierre and Miquelon.....	9		4			Foreign Countries.....	16,398,857	12,817,338	13,217,462	20,458,975	34,187,552
Germany.....	35,805	27,502									
Greece.....	1,378	4,474	810								





No. 19—IMPORTS for Consumption, by Articles and Countries, during Fiscal Years ended March 31, 1914-1918—*Con.*

Imported from—	1914	1915	1916	1917	1918	Imported from—	1914	1915	1916	1917	1918
<p align="center"><b>GREASE, OIL, SOAP AND WAX—Continued.</b>  <b>SOAP—Concluded.</b>  <b>HARNESS SOAP. (Dutiable.)</b></p>											
United Kingdom.....	Lb. 1,010	Lb. 1,852	Lb. 8,157	Lb. 11,748	Lb. 400	United Kingdom.....	\$ 82	\$ 231	\$ 725	\$ 1,269	\$ 174
United States.....	7,419	7,035	5,316	5,324	2,963	United States.....	913	632	487	579	451
Total.....	8,429	8,887	13,473	17,072	3,363	Total.....	895	863	1,212	1,848	628
<p align="center"><b>RECAPITULATION.</b></p>											
British Empire.....	1,010	1,852	8,157	11,748	400	British Empire.....	82	231	725	1,269	174
Foreign Countries.....	7,419	7,035	5,316	5,324	2,963	Foreign Countries.....	813	632	487	579	451
<p align="center"><b>PEARLINE AND OTHER SOAP POWDERS. (Dutiable.)</b></p>											
United Kingdom.....	Lb. 59,555	Lb. 116,415	Lb. 22,883	Lb. 79,237	Lb. 994	United Kingdom.....	\$ 2,748	\$ 4,600	\$ 1,069	\$ 4,398	\$ 48
Hong Kong.....	.....	.....	.....	70	37	Hong Kong.....	10	.....	3	2	2
China.....	90	.....	.....	10	10	China.....	1	.....	.....	.....	1
France.....	200	.....	.....	.....	.....	France.....	55	26	25	88	79
Japan.....	797	650	414	1,262	1,271	Japan.....	189	.....	.....	.....	.....
Netherlands.....	2,979	.....	.....	.....	.....	Netherlands.....	119,988	95,458	44,995	23,250	60,570
United States.....	2,482,372	2,404,728	1,291,938	548,063	1,159,915	United States.....	122,991	100,084	46,092	27,738	60,700
Total.....	2,545,993	2,521,793	1,315,314	628,632	1,162,227	Total.....	2,748	4,600	1,072	4,400	50
<p align="center"><b>RECAPITULATION.</b></p>											
British Empire.....	59,555	116,415	22,962	79,307	1,031	British Empire.....	120,243	95,484	45,020	23,338	60,650
Foreign Countries.....	2,486,438	2,405,378	1,292,552	549,325	1,161,196	Foreign Countries.....	.....	.....	.....	.....	.....
<p align="center"><b>TOILET SOAP. (Dutiable.)</b></p>											
United Kingdom.....	\$ 64,484	\$ 70,447	\$ 64,200	\$ 53,122	\$ 49,857	Russia.....	\$ .....	\$ 48	\$ .....	\$ .....	\$ .....
British Oceania—	.....	.....	.....	.....	.....	Spain.....	.....	.....	42	.....	.....
Australia.....	181	6	114	85	.....	Sweden.....	14	55	.....	.....	.....
Hong Kong.....	3	.....	.....	4	15	Switzerland.....	8	372,800	336,837	389,432	433,026
Newfoundland.....	.....	.....	.....	3	.....	United States.....	323,823	.....	405,942	444,300	487,035
Austria-Hungary.....	662	13	.....	.....	.....	Total.....	404,822	450,396	.....	.....	.....
Belgium.....	74	26	.....	.....	.....	<p align="center"><b>RECAPITULATION.</b></p>					
France.....	11,476	5,243	4,394	1,406	3,798	British Empire.....	64,668	70,453	64,314	53,214	49,872
Germany.....	3,714	1,410	.....	.....	.....	Foreign Countries.....	340,154	379,943	341,628	391,086	437,163
Italy.....	.....	84	49	218	303						
Japan.....	91	103	255	.....	36						
Netherlands.....	292	161	41	.....	.....						

SESSIONAL PAPER No. 106

## WHALE-OIL SOAP. (Free.)

	Lb.	Lb.	Lb.	Lb.	Lb.	\$	\$	\$	\$	\$
United Kingdom.....	19,434	4,245								
United States.....	44,141	131,089	56,621	23,689	19,384			5,184	2,801	1,381
Total.....	63,575	135,334	56,621	23,689	19,384			5,283	2,801	1,381
RECAPITULATION.										
British Empire.....	19,434	4,245						99		
Foreign Countries.....	44,141	131,089	56,621	23,689	19,384			5,184	2,801	1,381

## SOAP, N.O.P., INCLUDING PUMICE, SILVER AND MINERAL SOAPS, SAPONDS AND LIKE ARTICLES. (Dutiable.)

	\$	\$	\$	\$	\$	\$	\$	\$	\$	\$
United Kingdom.....	37,140	18,723	20,048	13,433	14,945			536		
British Oceania—										
Australia.....	431	340			187			27		
British West Indies.....		45						11		
Hong Kong.....		13	1	22				65,915	55,682	70,341
Austria-Hungary.....	48									
France.....	3,908	1,083	136	15				87,473	75,867	
Germany.....	2,846	1,240						223,552		
Greece.....		60								
Japan.....		27								
Mexico.....	14			95	73					
Total.....										
RECAPITULATION.										
British Empire.....								19,121	20,049	15,132
Foreign Countries.....								68,352	55,818	70,451

## TOTAL SOAP. (Dutiable and Free.)

	\$	\$	\$	\$	\$	\$	\$	\$	\$	\$
United Kingdom.....	143,710	120,777	105,012	87,702	69,245			1,147		
British Oceania—										
Australia.....	612	340		85	187			449		
British West Indies.....		45						14		
Hong Kong.....	3	19	118	28	17			55	327	37
Newfoundland.....			8	6				27	7	
Austria-Hungary.....	710	13						108		
Belgium.....	74	27						828,465	825,077	1,080,853
China.....										
France.....	157,117	128,644	82,149	20,181	1			939,149	828,465	
Germany.....	6,579	2,712						1,008,609		
Greece.....		60								
Italy.....	3,705	4,757	1,824	1,300				1,323,010	1,018,234	934,847
Japan.....	3,164	156	280	431	455					
Mexico.....					3					
Total.....										
RECAPITULATION.										
British Empire.....								141,325	105,133	87,821
Foreign Countries.....								1,178,685	913,096	847,026

No. 19—Imports for Consumption, by Articles and Countries, during Fiscal Years ended March 31, 1914-1918—*Con.*

Imported from—	1914	1915	1916	1917	1918	Imported from—	1914	1915	1916	1917	1918
GREASE, OIL, SOAP AND WAX—Continued. TALLOW. (Dutiable.)											
United Kingdom.....	Lb. 153,518	Lb. 104,833	Lb. 59,658	Lb. 73,279	Lb. 878,465	United Kingdom.....	\$ 16,380	\$ 12,676	\$ 7,632	\$ 10,836	\$ .....
British Oceania—						British Oceania—					
New Zealand.....					40	New Zealand.....					98,778
Newfoundland.....	98,951	51,531	62,415	206,958	210,547	Newfoundland.....	7,495	3,840	4,703	22,916	35,108
United States.....						United States.....					
Total.....	252,469	156,364	122,143	280,237	1,089,012	Total.....	23,875	16,516	12,337	33,752	133,886
RECAPITULATION.											
British Empire.....	153,518	104,833	59,698	73,279	878,465	British Empire.....	16,380	12,676	7,634	10,836	98,778
Foreign Countries.....	98,951	51,531	62,445	206,958	210,547	Foreign Countries.....	7,495	3,840	4,703	22,916	35,108
WAX.											
BEEWAX. (Dutiable.)											
United Kingdom.....	Lb. 1,046	Lb. 9,931	Lb. 14,257	Lb. 12,501	Lb. 49,393	United Kingdom.....	\$ 379	\$ 4,001	\$ 3,346	\$ 4,076	\$ 18,723
British West Indies.....			5,428	13,268	16,377	British West Indies.....			1,652	4,114	6,471
China.....				40,362	16	China.....				13,863	5
Cuba.....					30,279	Cuba.....	10,387	4,800			11,506
Germany.....	32,588	11,705		320		Germany.....	18	9		132	
India.....	108	267		3,274		India.....				1,009	
Morocco.....			5,977			Morocco.....			1,609		
Switzerland.....	97					Switzerland.....	37				
United States.....	54,863	56,811	54,640	94,722	105,810	United States.....	18,310	19,890	17,605	33,821	41,186
Total.....	88,702	78,804	80,302	104,447	201,875	Total.....	29,131	28,700	26,302	57,015	77,891
RECAPITULATION.											
British Empire.....	1,046	9,931	19,685	25,769	63,770	British Empire.....	379	4,001	6,998	8,190	25,194
Foreign Countries.....	87,716	68,873	60,617	138,678	136,105	Foreign Countries.....	28,752	24,699	19,304	48,825	52,697
PARAFFINE WAX. (Dutiable.)											
United Kingdom.....	Lb. 301,209	Lb. 273,263	Lb. 172,943	Lb. 5,510	Lb. 71,914	United Kingdom.....	\$ 16,410	\$ 13,966	\$ 7,399	\$ 871	\$ 6,332
British East Indies—						British East Indies—					
India.....						India.....			1,260		
British West Indies.....	11,200		33,600			British West Indies.....	339				
Hong Kong.....				220	100	Hong Kong.....				21	10
China.....		666	225			China.....		44	20		









9 GEORGE V, A. 1919

No. 19—Imports for Consumption, by Articles and Countries, during Fiscal Years ended March 31, 1914-1918—*Con.*

Imported from—	1914	1915	1916	1917	1918	Imported from—	1914	1915	1916	1917	1918
GUTTA-PERCHA AND INDIA-RUBBER—Continued.											
BOOTS AND SHOES. (Dutiable.)											
	\$	\$	\$	\$	\$		\$	\$	\$	\$	\$
United Kingdom.....	38,343	26,044	11,558	10,579	41,134	RECAPITULATION.					
Newfoundland.....	12		10			British Empire.....	38,355	26,044	11,568	186,862	41,134
Austria-Hungary.....	3					Foreign Countries.....	124,892	100,362	94,162	10,579	264,954
Japan.....		10									
United States.....	124,889	100,352	94,162	186,862	264,954						
Total.....	163,247	126,406	105,730	197,411	306,088						
CLOTHING, AND CLOTHING MADE WATERPROOF WITH INDIA-RUBBER. (Dutiable.)											
	\$	\$	\$	\$	\$		\$	\$	\$	\$	\$
United Kingdom.....	1,614,828	752,473	325,875	433,282	259,240	RECAPITULATION.					
Hong Kong.....		2				British Empire.....	1,614,828	752,475	325,875	433,282	259,240
Austria-Hungary.....		14				Foreign Countries.....	68,537	52,340	126,016	293,735	171,192
France.....	20	55									
Germany.....	713	488									
Japan.....		3	63	202							
United States.....	67,804	51,780	125,953	293,533	171,192						
Total.....	1,683,365	804,815	451,891	727,017	430,432						
FILLETS OF COTTON AND RUBBER, NOT EXCEEDING SEVEN INCHES WIDE, WHEN IMPORTED BY MANUFACTURERS OF CARD CLOTHING, FOR USE EXCLUSIVELY IN THE MANUFACTURE OF CARD CLOTHING IN THEIR OWN FACTORIES. (Free.)											
	\$	\$	\$	\$	\$		\$	\$	\$	\$	\$
United Kingdom.....	67	22	67	987	1,328	RECAPITULATION.					
United States.....	191		223			British Empire.....	67	22	67	987	1,328
Total.....	258	22	290	987	1,328	Foreign Countries.....	191	22	223		



SESSIONAL PAPER No. 106

## HARD RUBBER, IN SHEETS BUT NOT FURTHER MANUFACTURED, ALSO HARD RUBBER IN STRIPS OR RODS BUT NOT FURTHER MANUFACTURED, FOR USE IN CANADIAN MANUFACTURES. (Free.)

	Lb.	Lb.	Lb.	Lb.	Lb.	\$	\$	\$	\$	\$	\$
United Kingdom.....					15,741					922	10,423
United States.....					46,498					55,349	34,639
Total.....					62,239					56,271	45,062
RECAPITULATION.											
British Empire.....					15,741					922	10,423
Foreign Countries.....					46,498					55,349	34,639

## HARD RUBBER, UNFINISHED, IN TUBES, FOR MANUFACTURE OF FOUNTAIN PENS. (Dutiable.)

	\$	\$	\$	\$	\$	\$	\$	\$	\$	\$	\$
United Kingdom.....					7,501						
United States.....					7,501						
Total.....					15,002						
RECAPITULATION.											
British Empire.....					7,501						
Foreign Countries.....					7,501						

## HOSE, INCLUDING COTTON OR LINEN, LINED WITH RUBBER. (Dutiable.)

	\$	\$	\$	\$	\$	\$	\$	\$	\$	\$	\$
United Kingdom.....					419						
Germany.....					669						
United States.....					111,580						
Total.....					112,668						
RECAPITULATION.											
British Empire.....					419						
Foreign Countries.....					111,580						

## (a) MATS AND MATTING. (Dutiable.)

	\$	\$	\$	\$	\$	\$	\$	\$	\$	\$	\$
United Kingdom.....					37						
Germany.....					91						
United States.....					3,380						
Total.....					3,508						
RECAPITULATION.											
British Empire.....					37						
Foreign Countries.....					3,471						

to 1916.

No. 19—Imports for Consumption, by Articles and Countries, during Fiscal Years ended March 31, 1914-1918—*Con.*

Imported from—	1914	1915	1916	1917	1918	Imported from—	1914	1915	1916	1917	1918
United Kingdom.....			\$ 1,637	\$ 1,410	\$ 1,080	RECAPITULATION. British Empire..... Foreign Countries.....					
Sweden.....			57,361	91,500	94,636				1,037	1,410	1,080
United States.....			58,998	93,004	95,950				57,361	91,504	94,870
Total.....											

## GUTTA-PERCHIA AND INDIA-RUBBER—Continued.

## PACKING. (Datable.)

## RUBBER AND GUTTA-PERCHIA, CRUDE CAOUTCHOUC OR INDIA-RUBBER, UNMANUFACTURED. (Free.)

	Lb.	Lb.	Lb.	Lb.	Lb.	Lb.	\$	\$	\$	\$	\$	\$
United Kingdom.....	827,503	1,438,192	5,113,081	4,988,050	1,557,519	United Kingdom.....		\$ 507,332	\$ 814,591	\$ 3,053,038	\$ 3,286,816	\$ 975,708
British East Indies—						British East Indies—						
India.....	6,720	114,111	1,667	651,847	4,405,652	India.....			73,195	667	418,355	2,651,761
Straits Settlements.....	4,550	987,378	22,574	18,079	313,640	Straits Settlements.....			503,197	11,659	105,510	213,350
Other.....		202,837	230,025			Other.....			107,669			
British Oceania—						British Oceania—						
Australia.....						Australia.....						
Fiji.....						Fiji.....						
New Zealand.....		11,800	353			New Zealand.....						
Other.....	38,783	61,077				Other.....			7,709	141		
Belgium.....		35,486			31,361	Belgium.....			26,867			
Belgian Congo.....						Belgian Congo.....			12,952			16,765
Brazil.....	31,430					Brazil.....			21,574			
France.....	13,503	2,265				France.....			6,229	1,101		
French Guinea.....					2,540	French Guinea.....						
Germany.....	69,002	36,200		95	35,286	Germany.....			50,558		38	1,598
Japan.....						Japan.....						24,343
Netherlands—						Netherlands—						
Dutch East Indies.....	7,810					Dutch East Indies.....			3,322			
United States.....	3,451,129	3,594,470	4,545,489	5,099,897	6,749,647	United States.....			2,631,112	2,542,260	3,028,623	3,728,066
Total.....	4,450,430	6,504,476	9,913,189	10,757,968	13,095,645	Total.....		\$ 3,250,089	\$ 3,604,925	\$ 5,713,275	\$ 6,744,897	\$ 7,611,621
RECAPITULATION.						RECAPITULATION.						
British Empire.....	838,773	2,774,378	5,367,700	5,657,976	6,276,811	British Empire.....		\$ 514,018	\$ 1,506,361	\$ 3,171,015	\$ 3,716,236	\$ 3,840,819
Foreign Countries.....	3,611,657	3,730,098	4,545,489	5,099,992	6,818,834	Foreign Countries.....		2,736,071	2,097,664	2,542,260	3,028,661	3,770,802

## SESSIONAL PAPER No. 106

## RUBBER, POWDERED, AND RUBBER OR GUTTA-PERCHA WASTE OR JUNK. (Free.)

	Lb.	Lb.	Lb.	Lb.	Lb.	Lb.	\$	\$	\$	\$	\$
United Kingdom.....	254,129	100	7,314	390,324	483,239	United Kingdom.....	22,210	25	579	19,808	23,510
Bermuda.....				1,100		Bermuda.....	2			11	
British Guiana.....	30			2,853		British Guiana.....	283			114	
British West Indies.....	4,568			65,905	11,892	British West Indies.....	550	405	594	4,882	669
Newfoundland.....	9,398			14,591		Newfoundland.....	5,242				
France.....	51,126					France.....					
St. Pierre and Miquelon.....				1,000		St. Pierre and Miquelon.....		24	40		
Netherlands.....	15,890					Netherlands.....	1,231				
United States.....	907,068			1,095,442	1,611,678	United States.....	101,980	83,407	85,627	81,493	116,055
Total.....	1,242,210	658,351	1,336,516	1,555,824	2,106,809	Total.....	131,498	83,951	86,840	106,308	140,234
RECAPITULATION.											
British Empire.....	268,126	14,866	21,908	460,382	+95,131	British Empire.....	23,045	520	1,173	24,815	24,179
Foreign Countries.....	974,084	643,485	1,314,608	1,095,442	1,611,678	Foreign Countries.....	108,453	83,431	85,667	81,493	116,055

## RUBBER, RECOVERED, AND RUBBER SUBSTITUTE AND HARD RUBBER IN SHEETS BUT NOT FURTHER MANUFACTURED, ALSO HARD RUBBER IN STRIPS OR RODS BUT NOT FURTHER MANUFACTURED, WHEN IMPORTED FOR USE IN CANADIAN MANUFACTURES. (Free.)

	Lb.	Lb.	Lb.	Lb.	Lb.	Lb.	Lb.	\$	\$	\$	\$	\$
United Kingdom.....	94,911	30,309				United Kingdom.....	17,668	3,672				
British East Indies—						British East Indies—						
India.....						India.....						
Straits Settlements.....						Straits Settlements.....						
Other.....	200	11,393				Other.....	16	2,021				
Newfoundland.....	10,450					Newfoundland.....	2,753					
Belgium.....						Belgium.....						
France.....	12,756	1,296				France.....	3,492	128				
Germany.....	5,353,386	1,431				Germany.....	869,606	197				
United States.....		5,737,087				United States.....		775,426				
Total.....	5,471,703	5,781,516				Total.....	893,595	781,444				
RECAPITULATION.						RECAPITULATION.						
British Empire.....	95,111	41,702				British Empire.....	17,684	5,093				
Foreign Countries.....	5,376,592	5,739,814				Foreign Countries.....	875,911	775,751				

## RUBBER, RECOVERED. (Free.)

	Lb.	Lb.	Lb.	Lb.	Lb.	\$	\$	\$	\$	\$
United Kingdom.....						United Kingdom.....	11,200			20,499
British Africa, South.....						British Africa, South.....	11,436			2,783
United States.....						United States.....	4,723,323			625,803
Total.....						Total.....	4,835,752			690,605
RECAPITULATION.										
British Empire.....						British Empire.....	11,200			23,282
Foreign Countries.....						Foreign Countries.....	4,476,572			690,605





RECAPITULATION—GUTTA-PERCHA AND INDIA-RUBBER. (Dutiable and Free.)

**HAY. (Dutiable.)**

[illegible]

No. 19—Imports for Consumption, by Articles and Countries, during Fiscal Years ended March 31, 1914-1918—*Con.*

Imported from—	1914	1915	1916	1917	1918	Imported from—	1914	1915	1916	1917	1918
ICE. (Free.)											
United Kingdom.....	\$ 23,773	\$ 15,150	\$ 4,642	\$ 10,208	\$ 3,723	RECAPITULATION. British Empire. Foreign Countries.....	\$	\$	\$	\$	\$
United States.....	1,977	2,411	1,245	.....	.....		25,750	17,561	5,887	10,208	3,723
Alaska.....	.....	.....	.....	.....	.....		.....	.....	.....	.....	.....
Total.....	25,750	17,561	5,887	10,208	3,723						
IVORY.											
IVORY NUTS, VEGETABLE. (Free.)											
United Kingdom.....	\$ 70,222	\$ 23,067	\$ 38,618	\$ 73,399	\$ 52,740	RECAPITULATION. British Empire. Foreign Countries.....	\$	\$	\$	\$	\$
United States.....	.....	.....	.....	.....	.....		70,222	23,067	38,618	73,399	52,740
Total.....	70,222	23,067	38,618	73,399	52,740						
IVORY, UNMANUFACTURED (ANIMAL). (Free.)											
United Kingdom.....	Lb. 404	Lb. 22	Lb. 188	Lb. 310	Lb. 212	RECAPITULATION. British Empire. Foreign Countries.....	\$	\$	\$	\$	\$
Germany.....	1,185	357	14	55	124		2,300	1,645	1,630	1,008	1,387
United States.....	.....	187	.....	.....	.....		4,854	597	71	127	1,097
Total.....	1,589	566	202	365	336		7,154	2,358	1,701	1,135	2,484
PIANO-KEY IVORIES. (Free.)											
United Kingdom.....	\$ 41,296	\$ 29,228	\$ 44,086	\$ 51,782	\$ 68,926	RECAPITULATION. British Empire. Foreign Countries.....	\$	\$	\$	\$	\$
France.....	.....	1,730	9,401	7,483	.....		41,296	29,228	44,086	51,782	68,926
Germany.....	93,553	39,154	.....	.....	.....		113,000	51,471	64,960	122,436	110,815
United States.....	20,047	10,587	55,559	114,953	110,815						
Total.....	154,896	80,699	109,046	174,218	179,741						



No. 19—IMPORTS for Consumption, by Articles and Countries, during Fiscal Years ended March 31, 1914-1918—*Con.*

Imported from—	1914	1915	1916	1917	1918	Imported from—	1914	1915	1916	1917	1918
JUNK, OLD. (Free.)											
United Kingdom.....	Cwt. 138	Cwt.	Cwt.	Cwt.	Cwt.	United Kingdom.....	\$ 491	\$	\$	\$	\$
Bermuda.....			28	1,286	1,191	Bermuda.....				6,234	7,680
British Guiana.....				134	120	British Guiana.....				101	990
British Oceania—						British Oceania—					
Australia.....				10		Australia.....				20	
New Zealand.....				5		New Zealand.....				21	
British West Indies.....	7	136	13	13	13	British West Indies.....	29			92	54
Newfoundland.....	73		422	803	1,512	Newfoundland.....	331	219	956	2,818	5,443
Chile.....				3		Chile.....				6	
France.....	336	2		48		France.....		9		190	
Norway.....		370	105	138		Norway.....	798	610	582	862	
St. Pierre and Miquelon.....					2	St. Pierre and Miquelon.....					7
United States.....	193	8,073	3,815	5,694	5,062	United States.....	379	17,420	10,335	21,361	24,364
Porto Rico.....				46		Porto Rico.....				310	
Total.....	787	8,671	4,370	8,180	7,900	Total.....	2,028	18,348	12,046	32,015	38,508
RECAPITULATION.											
British Empire.....	238	226	450	2,251	2,836	British Empire.....	851	309	1,129	9,286	14,137
Foreign Countries.....	549	8,445	3,920	5,929	5,064	Foreign Countries.....	1,177	18,039	10,917	22,729	24,371

## LEECHES. (Free.)

United Kingdom.....	\$	\$	\$	\$	\$	RECAPITULATION.	\$	\$	\$	\$	\$
United States.....	629	10	347	577	1,336	United States.....					
Total.....	629	357	277	577	1,336	British Empire.....	629	10	277	577	1,336
LIFE-SAVING APPLIANCES, MINERS' RESCUE, AND AUTOMATIC RESUSCITATION APPARATUS FOR ARTIFICIAL BREATHING. (Free.)											
United Kingdom.....	\$ 9,924	\$ 5,366	\$ 511	\$ 598	\$ 1,327	RECAPITULATION.	\$	\$	\$	\$	\$
Newfoundland.....				40		United States.....	9,924	5,366	511	628	1,327
Belgium.....	593	2,340				Belgium.....	11,084	15,435	8,684	16,969	15,624
France.....						France.....					
United States.....	10,491	13,095	8,684	16,969	15,624	United States.....					
Total.....	21,008	20,801	9,195	17,607	16,951	Total.....					



## SESSIONAL PAPER No. 10b

## LIME. (Dutiable.)

	Cwt.	Cwt.	Cwt.	Cwt.	Cwt.	Cwt.	Cwt.	\$	\$	\$	\$	\$	\$
United Kingdom.....	28,660	332	25	16	16	16	16	8,141	145	6	6	86	86
Hong Kong.....	6	15						2	4				
Austria-Hungary.....	774,156	594,017	456,872	316,629	220,006	220,006	220,006	235,557	185,443	110,628	110,628	75,311	77,825
United States.....													
Total.....	802,812	594,364	456,897	316,629	220,022	220,022	220,022	243,700	185,592	110,634	110,634	75,311	77,911
RECAPITULATION.													
British Empire.....	28,656	332	25	16	16	16	16	8,143	145	6	6	86	86
Foreign Countries.....	774,156	594,032	456,872	316,629	220,006	220,006	220,006	235,557	185,447	110,628	110,628	75,311	77,825

## MACHINE CARD-CLOTHING. (Dutiable.)

	\$	\$	\$	\$	\$	\$	\$	\$	\$	\$	\$	\$	\$
United Kingdom.....	28,227	21,978	15,663	10,945	27,631	27,631	27,631	28,227	21,978	15,663	15,663	10,945	27,631
Belgium.....	229	1,782						19,180	15,197	29,215	29,215	71,315	71,678
Germany.....	17,169	14,032	29,215	71,515	71,678	71,678	71,678						
United States.....													
Total.....	47,407	37,175	44,878	82,460	99,309	99,309	99,309						
RECAPITULATION.													
British Empire.....													
Foreign Countries.....													

## MAGIC LANTERNS AND SLIDES THEREFOR AND MOVING PICTURE MACHINES. (Dutiable.)

	\$	\$	\$	\$	\$	\$	\$	\$	\$	\$	\$	\$	\$
United Kingdom.....	38,562	42,949	39,402	34,939	30,781	30,781	30,781	12	25			6	
British Oceania—								345	32				
New Zealand.....	480	100	100					1,154,174	1,251,668	1,138,987	1,138,987	1,126,118	1,270,665
Austria-Hungary.....	16												
Belgium.....	463												
Denmark.....	3,038	201											
France.....	6,008	6,442	6,297	3,003	1,162	1,162	1,162						
French Africa.....													
Germany.....	5,374	1,712											
Italy.....	5,956	2,437											
Total.....								1,214,428	1,305,571	1,184,696	1,184,696	1,164,156	1,302,608
RECAPITULATION.													
British Empire.....								39,042	43,049	39,502	39,502	34,339	30,781
Foreign Countries.....								1,175,386	1,262,522	1,145,194	1,145,194	1,129,217	1,271,827

## MATTRESSES, HAIR, SPRING AND OTHER. (Dutiable.)

	\$	\$	\$	\$	\$	\$	\$	\$	\$	\$	\$	\$	\$
United Kingdom.....	804	340	17	13	139	139	139						
British West Indies.....	45												
Hong Kong.....	317	135	39	101	42	42	42						
Italy.....	20												
Japan.....								1,166	475	56	56	114	181
United States.....	6,508	4,165	2,527	1,424	2,429	2,429	2,429	6,528	4,165	2,527	2,527	1,424	2,460
Total.....	7,694	4,640	2,583	1,538	2,641	2,641	2,641						
RECAPITULATION.													
British Empire.....													
Foreign Countries.....													

No. 19—IMPORTS for Consumption, by Articles and Countries, during Fiscal Years ended March 31, 1914-1918—*Con.*

Imported from—	1914	1915	1916	1917	1918	Imported from—	1914	1915	1916	1917	1918	
MENAGERIES, HORSES, CATTLE, CARRIAGES AND HARNESS OF. (Free.)												
United Kingdom.....	\$ 325	\$	\$	\$ 50	\$	RECAPITULATION. British Empire Foreign Countries.....	\$	\$	\$	\$	\$	
British Africa, West.....			50									
British Oceania—		845	400	3,758					945	450	3,808	
Australia.....		100						1,335	1,696	50,612	2,604	
New Zealand.....	1,010							33,075				
Newfoundland.....	148											
Japan.....	32,927	1,696	50,612	2,604	52						52	
United States.....												
Total.....	34,410	2,641	51,062	6,412	52							
METALS AND MINERALS. ALUMINA. (Free.)												
United Kingdom.....	Cwt.	Cwt.	Cwt.	Cwt.	Cwt.	RECAPITULATION. British Empire Foreign Countries.....	\$	\$	\$	\$	\$	
United States.....	299,918	250,805	368,087	799,227	1,651,097		600,454	501,807	987,517	1,320,686	1,755,720	
Total.....	299,918	250,805	368,308	799,315	1,651,097		600,454	501,807	988,062	1,320,793	1,755,720	
RECAPITULATION.												
British Empire.....			221	88					545	107		
Foreign Countries.....	299,918	250,805	368,087	799,227	1,651,097		600,454	501,807	987,517	1,320,686	1,755,720	
ALUMINIUM IN INGOTS, BLOCKS, BARS, RODS, STRIPS, SHEETS OR PLATES. (Free.)												
United Kingdom.....	Lb.	Lb.	Lb.	Lb.	Lb.	RECAPITULATION. British Empire Foreign Countries.....	\$	\$	\$	\$	\$	
Belgium.....	1,316,413	966,940	376,723	27,280	21,280		274,974	244,905	117,803	3,782	3,295	
France.....	52,816						12,016					
Germany.....	7,740						1,521					
United States.....	155,348	56,019					37,497	12,402				
Total.....	2,598,216	2,272,264	2,122,186	812,903	718,031		395,844	402,845	582,362	345,673	3,5149	
RECAPITULATION.												
British Empire.....	4,130,533	3,295,223	2,498,909	840,183	739,314	721,852	660,152	700,365	349,455	318,441		
Foreign Countries.....												
Total.....	1,316,413	966,940	376,723	27,280	21,280	274,974	244,905	117,803	3,782	3,295		
Belgium.....	2,814,120	2,328,283	2,122,186	812,903	718,031	416,878	415,247	582,362	345,673	315,149		

## SESSIONAL PAPER No. 10b

## ALUMINIUM LEAF OR FOIL. (Free.)

	\$	\$	\$	\$	\$	\$	\$	\$	\$
United Kingdom.....									
Germany.....		1,322	483						
Japan.....		2,582							
United States.....		1,882	4,549					453	91
Total.....		5,786	5,032	79,038	87,071			4,549	78,997
									57,671

## ALUMINIUM TUBING IN LENGTHS OF NOT LESS THAN 6 FEET, NOT POLISHED, BENT OR OTHERWISE MANUFACTURED. (Free.)

	Lb.	Lb.	Lb.	Lb.	Lb.	\$	\$	\$	\$
United Kingdom.....	7,590								
United States.....	10,334	9,592	5,471	7,114	5,535	3,402	4,151	2,700	
Total.....	17,924	15,099	5,471	7,114	5,535	4,758	2,438	2,700	3,657
RECAPITULATION.									
British Empire.....	7,590	9,592				3,402	4,151		
Foreign Countries.....	10,334	5,507	5,471	7,114	5,535	4,758	2,438	2,700	3,657
Total.....						8,160	6,589	2,700	3,657

## ALUMINIUM, MANUFACTURES, N.O.P. (Dutiable.)

	\$	\$	\$	\$	\$	\$	\$	\$	\$
United Kingdom.....	15,632								
Austria-Hungary.....	140								
Belgium.....	65	3,184	1,840	1,635	160	111,029	75,385	73,737	128,370
France.....	5,363	47							
Germany.....	18,906	4,209	2,263	2,864	4,585	151,961	87,242	77,842	133,121
Italy.....		4,144							
Japan.....		188	2						
Netherlands.....				23	6				
Sweden.....		11		11					
Switzerland.....	124								
Total.....									
RECAPITULATION.									
British Empire.....						15,032	3,184	1,840	160
Foreign Countries.....						135,629	84,058	76,002	132,961

## ANODES OF NICKEL, ZINC, COPPER, SILVER OR GOLD. (Dutiable.)

	\$	\$	\$	\$	\$	\$	\$	\$	\$
United Kingdom.....	391								
Germany.....		796	421	1,290					
United States.....	9,558	43		3,839	8,118	391	796	421	1,290
Total.....	9,979	12,237	9,929	5,129	8,118	9,558	11,491	9,508	3,839
									8,118





## SESSIONAL PAPER No. 10b

## BLACK LEAD (Dutiable).

	\$	\$	\$	\$	\$	\$	\$	\$	\$
United Kingdom.....	6,627	4,829	5,986	5,861	.....	.....	.....	.....	.....
Germany.....	3,003	466	802	756	.....	.....	.....	.....	.....
United States.....	9,916	5,295	6,788	6,617	.....	.....	.....	.....	.....
Total.....									
	6,627	4,829	5,986	5,861	.....	.....	.....	.....	.....
	3,003	466	802	756	.....	.....	.....	.....	.....
	9,916	5,295	6,788	6,617	.....	.....	.....	.....	.....
RECAPITULATION.									
British Empire.....	6,627	4,829	5,986	5,861	.....	.....	.....	.....	.....
Foreign Countries.....	3,289	466	802	756	.....	.....	.....	.....	.....

BLANKETING AND LAPPING AND DISCS OR MILLS FOR ENGRAVING COPPER ROLLERS, IMPORTED BY COTTON MANUFACTURERS, CALICO PRINTERS AND WALL PAPER MANUFACTURERS FOR USE IN THEIR OWN FACTORIES ONLY. (Free.)

	\$	\$	\$	\$	\$	\$	\$	\$	\$
United Kingdom.....	11,910	6,536	18,140	17,965	15,299	.....	.....	.....	.....
France.....	97	.....	.....	.....	.....	.....	.....	.....	.....
Germany.....	242	.....	.....	.....	.....	.....	.....	.....	.....
United States.....	4,209	2,426	10,400	7,274	7,890	.....	.....	.....	.....
Total.....	16,458	8,962	25,540	25,239	23,189	.....	.....	.....	.....
	11,910	6,536	18,140	17,965	15,299	.....	.....	.....	.....
	97	.....	.....	.....	.....	.....	.....	.....	.....
	242	.....	.....	.....	.....	.....	.....	.....	.....
	4,209	2,426	10,400	7,274	7,890	.....	.....	.....	.....
RECAPITULATION.									
British Empire.....	11,910	6,536	18,140	17,965	15,299	.....	.....	.....	.....
Foreign Countries.....	4,548	2,426	10,400	7,274	7,890	.....	.....	.....	.....

## BRASS.

BRASS IN BARS OR RODS, IN COILS OR OTHERWISE, NOT LESS THAN 6 FEET IN LENGTH, SHEETS OR PLATES, NOT POLISHED, PLANISHED OR COATED, FOR USE IN CANADIAN MANUFACTURE. (Free to July 1, 1914.)

	Cwt.	Cwt.	Cwt.	Cwt.	Cwt.	Cwt.	Cwt.	Cwt.	Cwt.
United Kingdom.....	804	42	.....	.....	.....	.....	.....	.....	.....
Germany.....	538	49	.....	.....	.....	.....	.....	.....	.....
United States.....	46,507	5,349	.....	.....	.....	.....	.....	.....	.....
Total.....	47,849	5,440	.....	.....	.....	.....	.....	.....	.....
RECAPITULATION.									
British Empire.....	804	42	.....	.....	.....	.....	.....	.....	.....
Foreign Countries.....	47,045	5,398	.....	.....	.....	.....	.....	.....	.....
	804	42	.....	.....	.....	.....	.....	.....	.....
	47,045	5,398	.....	.....	.....	.....	.....	.....	.....
United Kingdom.....	13,461	728	.....	.....	.....	.....	.....	.....	.....
Germany.....	8,591	807	.....	.....	.....	.....	.....	.....	.....
United States.....	735,148	91,965	.....	.....	.....	.....	.....	.....	.....
Total.....	757,200	93,500	.....	.....	.....	.....	.....	.....	.....
RECAPITULATION.									
British Empire.....	13,461	728	.....	.....	.....	.....	.....	.....	.....
Foreign Countries.....	743,739	92,772	.....	.....	.....	.....	.....	.....	.....

BRASS IN BARS AND RODS, IN COILS OR OTHERWISE, NOT LESS THAN 6 FEET IN LENGTH, N.O.P. (Dutiable.)

	\$	\$	\$	\$	\$	\$	\$	\$	\$
United Kingdom.....	2,079	2,330	199	3,251	.....	.....	.....	.....	.....
Germany.....	293	.....	.....	.....	.....	.....	.....	.....	.....
United States.....	11,535	154,484	218,637	411,163	425,192	.....	.....	.....	.....
Total.....	13,907	156,814	218,836	414,414	425,192	.....	.....	.....	.....
	2,079	2,330	199	3,251	.....	.....	.....	.....	.....
	293	.....	.....	.....	.....	.....	.....	.....	.....
	11,535	154,484	218,637	411,163	425,192	.....	.....	.....	.....
RECAPITULATION.									
British Empire.....	2,079	2,330	199	3,251	.....	.....	.....	.....	.....
Foreign Countries.....	11,828	154,484	218,637	411,163	425,192	.....	.....	.....	.....

No. 19—Imports for Consumption, by Articles and Countries, during Fiscal Years ended March 31, 1914-1918—*Con.*

Imported from—	1914	1915	1916	1917	1918	Imported from—	1914	1915	1916	1917	1918
----------------	------	------	------	------	------	----------------	------	------	------	------	------

METALS AND MINERALS—Continued.

BRASS—Continued.

BRASS IN STRIPS, SHEETS OR PLATES, NOT POLISHED, PLANISHED, OR COATED, N.O.P. (Dutiable.)

	\$	\$	\$	\$	\$		\$	\$	\$	\$	\$
United Kingdom.....	2,302	3,247	301	9,433	301	RECAPITULATION. British Empire..... Foreign Countries.....	2,302	3,247	301	9,433	301
Germany.....	88	106					9,408	186,335	198,647	204,295	266,663
United States.....	9,380	186,229	198,647	269,669	360,741						
Total.....	11,770	189,582	198,948	279,102	361,042						

BRASS IN BLOCKS, INGOTS OR PIGS. (Free.)

	Cwt.	Cwt.	Cwt.	Cwt.	Cwt.		\$	\$	\$	\$	\$
United Kingdom.....	199	8,929	15,201	7,694	6	RECAPITULATION. British Empire..... Foreign Countries.....	235,198	102,067	228,680	204,423	266,663
Newfoundland.....											
Germany.....	17,663	8,929	15,201	7,694	6		235,198	102,067	228,680	204,295	266,663
United States.....											
Total.....	17,862	8,929	15,201	7,700	10,874						

BRASS CAPS ADAPTED FOR USE IN THE MANUFACTURE OF ELECTRIC BATTERIES. (Free.)

	\$	\$	\$	\$	\$		\$	\$	\$	\$	\$
United Kingdom.....	3,327	5,948	6,191	11,168	10,229	RECAPITULATION. British Empire..... Foreign Countries.....	3,327	5,948	6,191	11,168	10,229
United States.....											
Germany.....											
Total.....	3,327	5,948	6,191	11,168	10,229						

BRASS CUPS, BEING ROUGH BLANKS, FOR THE MANUFACTURE OF PAPER SHELLS OR CARTRIDGES. (Free.)

	\$	\$	\$	\$	\$		\$	\$	\$	\$	\$
United Kingdom.....	32,469	6,595	610,276	1,169,433	385,531	RECAPITULATION. British Empire..... Foreign Countries.....	32,469	6,595	610,276	1,169,433	385,531
United States.....	102,063	162,237	610,276	1,169,433	385,531		102,063	162,237	610,276	1,169,433	385,531
Germany.....											
Total.....	134,522	168,832	610,276	1,169,433	385,531						

## SESSIONAL PAPER No. 10b

## GLOVE FASTENERS, METAL, SHOE EYELETS, CORSET EYELETS, SHOE EYELET HOOKS, SHOE LACE WIRE FASTENERS. (Free.)

United Kingdom.....	\$ 11,405	\$ 9,922	\$ 5,573	\$ 15,534	\$ 4,907	\$ 184,562	\$ 169,520	\$ 290,917	\$ 639,357	\$ 479,208
Austria-Hungary.....	3,307	4,425								
Belgium.....	114	232								
France.....	1,833	2,333	1,771	2,900	3,893	219,643	200,893	304,353	663,601	488,986
Germany.....	18,172	9,410	603	5,810	978					
Japan.....										
Netherlands.....	140									
Spain.....		5,051	5,436							
United States.....										
Total.....										
RECAPITULATION.										
British Empire.....						11,405	9,922	5,573	15,534	4,907
Foreign Countries.....						208,238	190,971	295,780	648,067	484,079

## NAUS, TACKS, RIVETS AND BURLS OR WASHERS. (Dutiable.)

United Kingdom.....	\$ 1,161	\$ 245	\$ 274	\$ 740	\$	\$	\$	\$	\$	\$
France.....	35									
Germany.....	21	255								
United States.....	5,641	5,943	10,572	14,847		1,161	245	274	740	
Total.....										
RECAPITULATION.										
British Empire.....						1,161	245	274	740	
Foreign Countries.....						5,097	6,198	10,572	14,847	

## OLD AND SCRAP. (Free.)

United Kingdom.....	Cwt. 138	Cwt. 370	Cwt. 35	Cwt. 6	Cwt. 83	\$ 2,088	\$ 4,045	\$ 296	\$ 58	\$ 944
Bermuda.....										
British Guiana.....	25		64	60	35	226				
British West Indies.....	4		156	111	847	27				
Newfoundland.....	209		25			1,733				
Denmark.....	2					24				
France.....		10	14							
St. Pierre and Miquelon.....		12,081	2,915	8,141	10,654					
United States.....	24,980					291,667	128,379	47,264	193,637	250,175
Total.....										
RECAPITULATION.										
British Empire.....	376	370	255	334	965	4,074	4,045	1,751	3,737	18,901
Foreign Countries.....	24,982	12,091	2,934	8,144	10,654	291,691	128,439	47,552	193,637	250,189

## PUMPS, HAND, N.O.P. (Dutiable.)

United Kingdom.....	\$ 591	\$ 141	\$ 101	\$ 234	\$ 15	\$	\$	\$	\$	\$
Germany.....	1,846	68								
United States.....	18,969	9,874	14,065	21,065	52,327	591	141	101	234	15
Total.....										
RECAPITULATION.										
British Empire.....						591	141	101	234	15
Foreign Countries.....						20,815	9,942	14,065	21,035	52,327

## No. 19—Imports for Consumption, by Articles and Countries, during Fiscal Years ended March 31, 1914-1918—Con.

Imported from—	1914	1915	1916	1917	1918	Imported from—	1914	1915	1916	1917	1918
<p style="text-align: center;"><b>METALS AND MINERALS—Continued.</b>  <b>BRASS—Concluded.</b>            TUBING, NOT POLISHED, BENT OR OTHERWISE MANUFACTURED, IN LENGTHS NOT LESS THAN 6 FEET. (Free.)</p>											
<p style="text-align: center;"><b>WIRE CLOTH, WOVEN WIRE OF BRASS, N.O.P. (Dutiable.)</b></p>											
United Kingdom.....	Lb.	Lb.	Lb.	Lb.	Lb.	United Kingdom.....	\$	\$	\$	\$	\$
Belgium.....	344,075	165,425	18,536	15,199	.....	Belgium.....	67,987	29,555	4,544	5,437	.....
Germany.....	35,840	.....	.....	.....	.....	Germany.....	5,695	.....	.....	.....	.....
Netherlands.....	139,242	31,682	.....	.....	.....	Netherlands.....	29,923	6,144	.....	.....	.....
United States.....	80	1,417,911	1,137,803	1,082,344	845,588	United States.....	16	276,818	340,360	446,355	354,972
Total.....	1,955,896	1,615,018	1,156,339	1,097,543	845,588	Total.....	417,457	312,517	344,904	454,792	.....
<p style="text-align: center;"><b>WIRE CLOTH, WOVEN WIRE OF BRASS, N.O.P. (Dutiable.)</b></p>											
United Kingdom.....	Lb.	Lb.	Lb.	Lb.	Lb.	United Kingdom.....	\$	\$	\$	\$	\$
Belgium.....	344,075	165,425	18,536	15,199	.....	Belgium.....	67,987	29,555	4,544	5,437	.....
Germany.....	1,611,821	1,449,593	1,137,803	1,082,344	845,588	Germany.....	349,470	282,962	340,360	446,355	354,972
Foreign Countries.....	.....	.....	.....	.....	.....	Foreign Countries.....	.....	.....	.....	.....	.....
<p style="text-align: center;"><b>WIRE CLOTH, WOVEN WIRE OF BRASS, N.O.P. (Dutiable.)</b></p>											
United Kingdom.....	Lb.	Lb.	Lb.	Lb.	Lb.	United Kingdom.....	\$	\$	\$	\$	\$
Newfoundland.....	40,746	18,714	5,768	26,932	31,760	Newfoundland.....	67,846	72,325	157,800	294,398	436,668
Austria-Hungary.....	.....	.....	.....	12	.....	Austria-Hungary.....	.....	.....	.....	.....	.....
Belgium.....	.....	248	.....	.....	.....	Belgium.....	152,193	117,159	164,195	321,342	468,428
France.....	10,241	2,297	507	.....	.....	France.....	.....	18,714	5,768	26,944	31,760
Germany.....	32,930	16,015	.....	.....	.....	Germany.....	40,746	98,445	158,427	294,398	436,668
Sweden.....	430	428	.....	.....	.....	Sweden.....	111,447	.....	.....	.....	.....
Total.....	.....	.....	.....	.....	.....	Total.....	.....	.....	.....	.....	.....
<p style="text-align: center;"><b>WIRE, PLAIN. (Dutiable.)</b></p>											
United Kingdom.....	Lb.	Lb.	Lb.	Lb.	Lb.	United Kingdom.....	\$	\$	\$	\$	\$
Hong Kong.....	12,051	2,294	568	265	100	Hong Kong.....	2,805	522	223	107	78
France.....	212	8	.....	.....	.....	France.....	96	.....	.....	.....	.....
Germany.....	130	150	.....	.....	.....	Germany.....	61	59	.....	.....	.....
United States.....	400,833	443,540	330,138	448,538	505,630	United States.....	68,752	70,171	90,929	204,929	240,824
Total.....	413,276	445,992	330,706	448,803	505,730	Total.....	71,514	70,754	91,152	205,036	240,902
<p style="text-align: center;"><b>WIRE, PLAIN. (Dutiable.)</b></p>											
United Kingdom.....	Lb.	Lb.	Lb.	Lb.	Lb.	United Kingdom.....	\$	\$	\$	\$	\$
Hong Kong.....	12,051	2,302	568	265	100	Hong Kong.....	2,805	524	223	107	78
France.....	401,225	443,690	330,138	448,538	505,630	France.....	68,909	70,230	90,929	204,929	240,824
Germany.....	.....	.....	.....	.....	.....	Germany.....	.....	.....	.....	.....	.....
United States.....	.....	.....	.....	.....	.....	United States.....	.....	.....	.....	.....	.....
Total.....	.....	.....	.....	.....	.....	Total.....	.....	.....	.....	.....	.....
<p style="text-align: center;"><b>WIRE, PLAIN. (Dutiable.)</b></p>											
United Kingdom.....	Lb.	Lb.	Lb.	Lb.	Lb.	United Kingdom.....	\$	\$	\$	\$	\$
Hong Kong.....	12,051	2,302	568	265	100	Hong Kong.....	2,805	524	223	107	78
France.....	401,225	443,690	330,138	448,538	505,630	France.....	68,909	70,230	90,929	204,929	240,824
Germany.....	.....	.....	.....	.....	.....	Germany.....	.....	.....	.....	.....	.....
United States.....	.....	.....	.....	.....	.....	United States.....	.....	.....	.....	.....	.....
Total.....	.....	.....	.....	.....	.....	Total.....	.....	.....	.....	.....	.....



## SESSIONAL PAPER No. 10b

## OTHER MANUFACTURES OF BRASS. (Dutiable.)

United Kingdom.....	\$ 247,742	\$ 155,534	\$ 72,172	\$ 75,015	\$ 53,060	Korea.....	\$	\$	\$	\$
British East Indies—						Netherlands.....	8,246	10,751	75	
India.....	679			200		Norway.....	162	33	571	
British West Indies.....	249	153	1	250	324	Sweden.....	226	55	149	
Hong Kong.....		4	115			Switzerland.....	83	102	79	130
Newfoundland.....	1,730	645				Turkey.....	1,744,722	1,185,826	1,417,180	2,024,886
Austria-Hungary.....	1,715	117				United States.....	67			
Belgium.....	43	20	25			Alaska.....				
China.....	376	122				Total.....	2,074,442	1,351,743	1,502,027	2,087,504
Egypt and Sudan.....	21,856	12,542		4,264	3,720	RECAPITULATION.				
France.....	36,278	9,666	2		250	British Empire.....	248,670	155,601	72,288	53,384
St. Pierre and Miquelon.....	527	158	9	26	5,134	Foreign Countries.....	1,826,772	1,226,652	1,428,739	2,034,120
Germany.....	10,742	5,933	6,127	6,290						
Italy.....										
Japan.....										

## TOTAL BRASS. (Dutiable and Free.)

United Kingdom.....	\$ 424,636	\$ 231,578	\$ 89,155	\$ 136,741	\$ 90,121	Japan.....	\$	\$	\$	\$
Bermuda.....			296	2,202	944	Korea.....	10,742	5,933	6,730	12,100
British East Indies—						Netherlands.....	8,402	10,751	571	
India.....	679			200		Norway.....	5	61		
British Guiana.....	226					Spain.....	592	5,051	5,486	
British West Indies.....	27	155	655	563	500	Sweden.....	220	401	55	149
Hong Kong.....	249	115	115	250	324	Switzerland.....	83	102	79	130
Newfoundland.....	1,733	4	801	1,054	17,457	Turkey.....	3,790,269	2,621,786	3,631,568	5,257,416
Austria-Hungary.....	5,097	5,318				United States.....	67			
Belgium.....	6,524	2,646				Alaska.....				
China.....	43	20	25			Total.....	4,415,202	2,948,819	3,743,897	5,410,881
Denmark.....	24		213			RECAPITULATION.				
Egypt and Sudan.....	376	122				British Empire.....	427,550	231,737	91,022	109,346
France.....	34,111	22,007	8,032	7,164	7,627	Foreign Countries.....	3,987,652	2,717,082	3,652,875	5,301,535
St. Pierre and Miquelon.....	130,570	42,530	77		250					
Germany.....	527	158	9	26						
Italy.....										

## BRITANNIA METAL, IN PIGS, BLOCKS OR BARS (Free.)

United Kingdom.....	Cwt. 486	Cwt. 368	Cwt. 38	Cwt. 194	Cwt. 196	United Kingdom.....	\$	\$	\$	\$
United States.....						United States.....	20,420	13,056	1,560	8,726
Total.....	486	368	38	194	196	Total.....	20,420	13,056	1,560	9,714
RECAPITULATION.						RECAPITULATION.				
British Empire.....	486	368				British Empire.....				
Foreign Countries.....			38	194	196	Foreign Countries.....	20,420	13,056	1,560	9,714

No. 19—Imports for Consumption, by Articles and Countries, during Fiscal Years ended March 31, 1914-1918—*Con.*

Imported from—	1914	1915	1916	1917	1918	Imported from—	1914	1915	1916	1917	1918
METALS AND MINERALS—Continued.											
BRITANNIA METAL MANUFACTURES OF, NOT PLATED. (Dutiable.)											
United Kingdom.....	\$ 4,321	\$ 734	\$ 3,986	\$ 8,577	\$ 1,467	RECAPITULATION.					
Austria-Hungary.....	44										
Belgium.....											
France.....	10	11									
Germany.....	1,306	20									
Japan.....	43	51				British Empire.....	4,321	734	3,986	8,577	1,467
United States.....	15,434	14,059	6,787	7,700	8,083	Foreign Countries.....	16,973	14,211	6,787	7,700	8,083
Total.....	21,294	14,945	10,773	16,277	9,550						
BUCKLES AND CLASPS OF IRON, STEEL, BRASS OR COPPER, OF ALL KINDS N.O.P. (NOT BEING JEWELLERY). (Dutiable.)											
United Kingdom.....	\$ 9,814	\$ 7,765	\$ 2,138	\$ 1,393	\$ 1,604	RECAPITULATION.					
Belgium.....	873	20									
France.....	445	464									
Germany.....	3,913	1,088									
Greece.....	338										
Japan.....	126,788	111,073	135,641	204,491	160,335	British Empire.....	9,814	7,765	2,138	1,393	1,604
United States.....						Foreign Countries.....	132,357	112,645	135,641	204,492	160,335
Total.....	142,171	120,410	137,779	205,885	161,939						
CAGES, BIRD, PARROT, SQUIRREL AND RAT, OF WIRE, AND METAL PARTS THEREOF. (Dutiable.)											
United Kingdom.....	\$ 1,774	\$ 255	\$ 28	\$ 119	\$	RECAPITULATION.					
Austria-Hungary.....	5										
France.....	10	71									
Germany.....	443										
Japan.....											
United States.....	8,421	5,780	3,511	2,670	1	British Empire.....	1,774	255	28	119	
						Foreign Countries.....	8,879	5,851	3,511	2,681	3,293
Total.....	10,653	6,106	3,539	2,800	3,293						

## SESSIONAL PAPER No. 106

## CINNABAR. (Free.)

	Lb.	Lb.	Lb.	Lb.	\$	\$	\$	\$	\$
United Kingdom.....									
Austria-Hungary.....		560						341	
United States.....		200						110	
Total.....		760						451	
RECAPITULATION.									
British Empire.....		560						341	
Foreign Countries.....		200						110	

## COMPOSITION METAL AND PLATED METAL, IN BARS, INGOTS OR CORES, FOR THE MANUFACTURE OF WATCH CASES, JEWELLERY, FILLED GOLD AND

## SILVER SEAMLESS WIRE. (Dutiable.)

	\$	\$	\$	\$	\$	\$	\$	\$	\$
United Kingdom.....	62,913								
United States.....	14,490	3,898	4,932	4,182	20,134				
Total.....	77,403	3,898	4,932	4,182	20,134				
RECAPITULATION.									
British Empire.....						62,913			
Foreign Countries.....						14,490		4,932	
Total.....						3,898		4,182	20,134

## COPPER.

## COPPER, IN BARS AND RODS IN COIL OR OTHERWISE, IN LENGTHS OF NOT LESS THAN 6 FEET, UNMANUFACTURED. (Free.)

	Cwt.	Cwt.	Cwt.	Cwt.	Cwt.	\$	\$	\$	\$
United Kingdom.....	202								
Germany.....	29								
United States.....	270,051	144,782	133,446	189,182	190,675	4,217	2,056,510	2,631,652	5,543,741
Total.....	270,282	144,782	133,446	189,182	190,675	4,217	2,056,510	2,631,652	5,543,741
RECAPITULATION.									
British Empire.....	202					4,217			
Foreign Countries.....	270,080	144,782	133,446	189,182	190,675	4,333,982	2,056,510	2,631,652	5,543,741

## COPPER, IN BLOCKS, PIGS OR INGOTS. (Free.)

	Cwt.	Cwt.	Cwt.	Cwt.	Cwt.	\$	\$	\$	\$
United Kingdom.....	410								
Germany.....	551								
United States.....	49,995	44,225	37,223	49,847	52,791	6,636	585,600	716,203	1,475,158
Total.....	50,956	44,226	37,225	49,847	52,791	792,861	585,610	716,247	1,475,158
RECAPITULATION.									
British Empire.....	410	1	2			6,636	10	44	
Foreign Countries.....	50,546	44,225	37,223	49,847	52,791	786,225	585,600	716,203	1,475,158

No. 19—Imports for Consumption, by Articles and Countries, during Fiscal Years ended March 31, 1914-1918—*Con.*

Imported from—	1914	1915	1916	1917	1918	Imported from—	1914	1915	1916	1917	1918
----------------	------	------	------	------	------	----------------	------	------	------	------	------

## METALS AND MINERALS—Continued.

## COPPER—Continued.

COPPER, IN STRIPS, SHEETS OR PLATES, NOT POLISHED, PLANISHED OR COATED. (Free.)

	Cwt.	Cwt.	Cwt.	Cwt.	Cwt.		\$	\$	\$	\$	\$
United Kingdom.....	329	90		343	237	United Kingdom.....	5,890	1,735		12,533	9,111
Germany.....	17					Germany.....	323				
United States.....	39,531	33,486	25,527	25,783	20,446	United States.....	718,956	551,155	581,710	551,437	766,088
Total.....	39,877	33,576	25,527	26,126	20,683	Total.....	735,169	552,890	581,710	864,020	775,199
RECAPITULATION.						RECAPITULATION.					
British Empire.....	329	90		343	237	British Empire.....	5,890	1,735		12,533	9,111
Foreign Countries.....	39,548	33,486	25,527	25,783	20,446	Foreign Countries.....	719,279	551,155	581,710	851,437	766,088

COPPER NAILS, TACKS, RIVETS AND BUDS OR WASHERS. (Dutiable.)

	\$	\$	\$	\$	\$		\$	\$	\$	\$	\$
United Kingdom.....	146	293	513	227		United Kingdom.....					
Belgium.....		24				Belgium.....					
United States.....	3,017	4,054	8,355	3,890		United States.....	146	293	513	227	
Total.....	3,163	4,371	8,868	4,117		Total.....	3,017	4,078	8,355	3,890	
RECAPITULATION.						RECAPITULATION.					
British Empire.....						British Empire.....					
Foreign Countries.....						Foreign Countries.....					

COPPER, OLD AND SCRAP. (Free.)

	Cwt.	Cwt.	Cwt.	Cwt.	Cwt.		\$	\$	\$	\$	\$
United Kingdom.....		1			92	United Kingdom.....					
Bermuda.....			51	6	39	Bermuda.....					
British Guiana.....	82		71			British Guiana.....	922		531	64	2,194
British West Indies.....			3	184	49	British West Indies.....			929		553
Newfoundland.....	13	134	18	127	181	Newfoundland.....	122	1,036	27	3,191	1,133
France.....		8	58	1		France.....			148	2,491	2,219
St. Pierre and Miquelon.....	4,310	880	445	713	672	St. Pierre and Miquelon.....	62,045	40	586	16	
United States.....						United States.....		10,625	7,674	19,319	17,960
Total.....	4,405	1,023	646	1,031	1,033	Total.....	63,039	11,719	9,895	25,081	24,049
RECAPITULATION.						RECAPITULATION.					
British Empire.....	95	135	143	317	361	British Empire.....	1,044	1,054	1,635	5,746	6,099
Foreign Countries.....	4,310	888	503	714	672	Foreign Countries.....	62,045	10,665	8,260	19,335	17,960



COPPER ROLLERS, ADAPTED FOR USE IN CALICO PRINTING. (Free.)

[illegible]

COPPER TUBING, LENGTHS OF NOT LESS THAN 6 FEET, AND NOT POLISHED, BENT OR OTHERWISE MANUFACTURED. (Frec.)

[illegible]

COPPER WIRE CLOTH, OR WOVEN WIRE OF COPPER. (Dutiable.)

[illegible]

COPPER WIRE, PLAIN, TINNED OR PLATED. (Dutiable.)

	Lb.	Lb.	Lb.	Lb.	Lb.		\$	\$	\$	\$
United Kingdom.....	3,295	10,247	6	20		United Kingdom.....	711	2,267		4
British West Indies.....						British West Indies.....			3	
Hong Kong.....					3	Hong Kong.....				2
Germany.....	3					Germany.....	5			
United States.....	495,610	93,383		70,085	68,081	United States.....	115,183	22,400	17,815	34,696
Total.....	498,908	103,630		70,105	68,084	Total.....	115,899	24,667	17,818	34,700
RECAPITULATION.										
British Empire.....	3,295	10,247	6	20	3	British Empire.....	711	2,267		4
Foreign Countries.....	495,613	93,383		70,085	68,081	Foreign Countries.....	115,188	22,400	17,815	34,696

No. 19—Imports for Consumption, by Articles and Countries, during Fiscal Years ended March 31, 1914-1918—*Con.*

Imported from—	1914	1915	1916	1917	1918	Imported from—	1914	1915	1916	1917	1918
METALS AND MINERALS—Continued.											
COPPER—Continued.											
OTHER MANUFACTURES OF COPPER. (Dutiable.)											
United Kingdom.....	\$ 31,799	16,567	6,042	10,619	\$ 8,657	Japan.....	\$ 37	306	92	\$ 99	\$ 275
British East Indies—						Netherlands.....	14				
India.....	7	130	40	111	207	Sweden.....	866			3	
British West Indies.....	22	161	121	30	200	United States.....	258,025	160,507	259,137	227,433	261,297
Hong Kong.....						Total.....	316,863	179,958	265,801	238,299	270,636
Newfoundland.....	25	18		4							
Belgium.....	63	30	29			RECAPITULATION.					
China.....	24,879	1,484	340			British Empire.....	31,828	16,858	6,203	10,760	9,064
France.....	1,003	755				Foreign Countries.....	285,035	163,100	259,598	227,539	261,572
Germany.....	123										
Italy.....											
Total.....											
TOTAL COPPER. (Dutiable and Free.)											
United Kingdom.....	\$ 86,243	34,385	10,502	26,737	\$ 19,962	Italy.....	\$ 123			\$ 99	\$ 275
Bermuda.....			531	64	553	Japan.....	37	306	92		
British East Indies—						Netherlands.....	2,624				
India.....	922	130	929	3,191	1,133	Sweden.....	2,721	3,506,052	4,429,729	8,567,018	8,520,749
British West Indies.....	7		70	111	209	United States.....	6,410,748				
Hong Kong.....	122	161	121	111	209	Total.....	6,581,485	3,560,855	4,443,077	8,599,764	8,545,300
Newfoundland.....	233	1,036	148	2,521	2,419						
Belgium.....	42					RECAPITULATION.					
China.....	63	30	29	4		British Empire.....	87,316	35,712	12,301	32,624	24,276
France.....	25,434	2,107	340			Foreign Countries.....	6,494,169	3,525,143	4,430,776	8,567,140	8,521,021
St. Pierre and Miquelon.....		40	586	16							
Germany.....	52,206	16,566									
Total.....											
CRYOLITE OR KRYOLITE. (Free.)											
United Kingdom.....	Cwt. 200				Cwt.	United Kingdom.....	\$ 1,617			\$	\$ 1,497
Germany.....	12,141	83	17,651	17,194	13,589	Germany.....	260	44,423	72,024	87,146	129,739
United States.....		10,665				United States.....	49,288				
Total.....	12,341	10,748	17,651	17,194	13,702	Total.....	50,905	44,683	72,024	87,146	131,236
RECAPITULATION.											
British Empire.....	200				113	British Empire.....	1,617				1,497
Foreign Countries.....	12,141	10,748	17,651	17,194	13,589	Foreign Countries.....	49,288	44,683	72,024	87,146	129,739



No. 19—Imports for Consumption, by Articles and Countries, during Fiscal Years ended March 31, 1914-1918—Con.

Imported from—	1914	1915	1916	1917	1918	Imported from—	1914	1915	1916	1917	1918
METALS AND MINERALS—Continued.											
GAS METERS AND FINISHED PARTS THEREOF. (Dutiable.)											
United Kingdom.....	\$ 12,871	\$ 5,889	\$ 2,932	\$ 763	\$ 15	RECAPITULATION.					
United States.....	57,198	33,990	21,022	27,392	45,561	British Empire.....	12,871	5,889	2,932	763	15
Total.....	70,069	39,879	23,954	28,155	45,576	Foreign Countries.....	57,198	33,990	21,022	27,392	45,561
GOLD AND SILVER.											
ELECTRO-PLATED WARE AND GILT WARE, N.O.P. (Dutiable.)											
United Kingdom.....	\$ 277,910	\$ 167,160	\$ 131,570	\$ 118,035	\$ 51,666	Japan.....	\$ 907	\$ 291	\$ 14	\$ 1,160	\$ 15
British East Indies—						Netherlands.....	184				
India.....	90		5			Norway.....	30				
Other.....			34		114	Switzerland.....	73				364
Hong Kong.....						United States.....	185,566	97,862	176,274	158,282	90,342
Newfoundland.....		5				Total.....	486,262	269,542	309,408	282,778	146,945
Austria-Hungary.....	824	10				RECAPITULATION.					
Belgium.....	368	3				British Empire.....	278,000	167,165	131,609	118,035	51,780
China.....			1,474	5,301	4,215	Foreign Countries.....	208,262	102,377	177,799	164,743	95,165
France.....	6,975	2,635	37		229						
Germany.....	13,255	1,576									
Italy.....	80										
GOLD, SILVER AND ALUMINIUM LEAF, DUTCH OR SCHLAG METAL LEAF. (Dutiable.)											
United Kingdom.....	\$ 22,366	\$ 16,204	\$ 16,651	\$ 17,126	\$ 6,239	United States.....	\$ 23,966	\$ 14,408	\$ 29,905	\$ 19,692	\$ 28,950
Hong Kong.....			9		1	Total.....	79,003	43,784	47,980	38,479	40,037
Austria-Hungary.....	383					RECAPITULATION.					
Belgium.....	395					British Empire.....	23,366	16,204	16,660	17,126	6,240
France.....	432	510	1,415	634	366	Foreign Countries.....	56,637	27,580	31,320	21,353	33,797
Germany.....	31,359	12,662									
Japan.....				264	1,865						
Sweden.....				763	2,616						
Switzerland.....	102										
SILVER AND OTHER COIN, FOREIGN, EXCEPT GOLD. (Dutiable.)											
United Kingdom.....	\$ 12	\$ 39	\$ 52	\$ 26	\$ 4	RECAPITULATION.					
United States.....			42	524		British Empire.....				52	26
Total.....	12	39	94	550	4	Foreign Countries.....		39	42	524	4





No. 19—Imports for Consumption, by Articles and Countries, during Fiscal Years ended March 31, 1914-1918—*Con.*

Imported from—	1914	1915	1916	1917	1918	Imported from—	1914	1915	1916	1917	1918
METALS AND MINERALS—Continued.											
INGOT MOULDS, GLASS MOULDS OF METAL. (Dutiable.)											
United Kingdom.....	\$ 96,433	\$ 40,482	\$ 2,453	\$ 28,605	\$ .....	RECAPITULATION.	\$ .....	\$ .....	\$ .....	\$ .....	\$ .....
France.....	157,835	91,381	262,619	512,753	1,325,309	British Empire.....	96,433	40,482	2,453	28,605	1,325,309
United States.....	254,282	131,863	265,072	541,358	1,325,309	Foreign Countries.....	157,849	91,381	262,619	512,753	1,325,309
Total.....											
IRON AND STEEL.											
AGRICULTURAL IMPLEMENTS.											
Binding Attachments. (Dutiable.)											
United Kingdom.....	\$ 34,539	\$ 2,389	\$ 6,707	\$ 666	\$ 10,033	RECAPITULATION.	\$ .....	\$ .....	\$ .....	\$ .....	\$ .....
United States.....	34,539	2,389	6,707	666	10,033	British Empire.....	34,539	2,389	6,707	665	10,033
Total.....						Foreign Countries.....					
Cultivators, Weeders and Parts of. (Dutiable.)											
United Kingdom.....	\$ 152	\$ 118	\$ 102	\$ 112	\$ .....	RECAPITULATION.	\$ .....	\$ .....	\$ .....	\$ .....	\$ .....
British Africa, South.....	33	94	37,277	45,322	127,061	British Empire.....	185	118	102	112	127,061
France.....	57,079	52,902	37,277	45,322	127,061	Foreign Countries.....	57,079	52,996	37,277	45,322	127,061
United States.....	57,204	53,114	37,379	45,434	127,061						
Total.....											
Drills, Seed. (Dutiable.)											
United Kingdom.....	No. 4	No. 2	No. ....	No. ....	No. ....	United Kingdom.....	\$ .....	\$ 109	\$ .....	\$ .....	\$ .....
British Africa, South.....	2	5,112	7,930	5,307	11,343	British Africa, South.....	51	5	68,814	126,398	502,585
British Oceania—	5,055	5,112	7,930	5,307	11,343	Australia.....	99,441	63,771	68,814	126,398	502,585
United States.....	5,061	5,114	7,930	5,307	11,343	United States.....	99,497	63,880	68,814	126,398	502,585
Total.....						Total.....					
RECAPITULATION.						RECAPITULATION.					
British Empire.....	6	2	7,930	5,307	11,343	British Empire.....	56	109	68,814	126,398	502,585
Foreign Countries.....	5,055	5,112	7,930	5,307	11,343	Foreign Countries.....	99,441	63,771	68,814	126,398	502,585

## SESSIONAL PAPER No. 106

## Furn, Road or Field Rollers. (Dutiable.)

United Kingdom.....	No.	78	No.	62	No.	1	No.	No.	United Kingdom.....	\$	23,476	\$	33,077	\$	15	\$	
United States.....	687	173	393	293	110				United States.....	114,135	85,450	14,544	14,540	6,114	7,130		
Total.....	765	235	394	293	110				Total.....	137,611	118,527	14,559	14,559	6,114	7,130		
RECAPITULATION.																	
British Empire.....	78		1						British Empire.....	23,476	33,077	15	15				
Foreign Countries.....	687	173	393	293	110				Foreign Countries.....	114,135	85,450	14,544	14,540	6,114	7,130		

## Forks, pronged. (Dutiable.)

United Kingdom.....	No.	No.	No.	No.	No.	United Kingdom.....	\$	\$	\$	\$	\$	\$
France.....	4,189	1,511	1,652	1,511	165	France.....	1,841	1,252	680	554	91	
Germany.....	9					Germany.....	23	6				
United States.....	47					United States.....	5,563	3,419	3,257	13,648	11,281	
	10,778	27,933	5,894	27,933	17,968		7,433	4,671	3,937	14,202	11,372	
Total.....	15,023	8,931	7,546	29,444	18,133	Total.....						
RECAPITULATION.												
British Empire.....	4,189	1,511	1,652	1,511	165	British Empire.....	1,841	1,252	680	554	91	
Foreign Countries.....	10,834	27,933	5,894	27,933	17,968	Foreign Countries.....	5,592	3,419	3,257	13,648	11,281	

## Harrows and Parts of. (Dutiable.)

United Kingdom.....	\$	280	\$	94	\$	201	\$	19	United Kingdom.....	\$	280	\$	94	\$	201	\$	
Russia.....	155								Russia.....	156,589	67,174	68,661	68,661	19	393,971		
United States.....	156,434								United States.....	156,589	67,174	68,661	68,661	19	393,971		
Total.....	156,869	67,263	68,862	169,440	393,971				Total.....	156,589	67,174	68,661	68,661	19	393,971		

## Harvesters, self-binding. (Dutiable.)

United Kingdom.....	No.	3,770	No.	1,635	No.	3,162	No.	5,261	United Kingdom.....	\$	336,675	\$	177,158	\$	343,245	\$	685,540
United States.....									United States.....	336,675	177,158	343,245	343,245	714,057	685,540		
Total.....	3,770	1,635	3,162	6,161	5,261				Total.....	336,675	177,158	343,245	343,245	714,057	685,540		
RECAPITULATION.									RECAPITULATION.								
British Empire.....									British Empire.....	336,675	177,158	343,245	343,245	714,057	685,540		
Foreign Countries.....	3,770	1,635	3,162	6,161	5,261				Foreign Countries.....	336,675	177,158	343,245	343,245	714,057	685,540		

## Hay-loaders. (Dutiable.)

United Kingdom.....	No.	481	No.	228	No.	93	No.	105	United Kingdom.....	\$	24,280	\$	11,270	\$	4,266	\$	
United States.....									United States.....	24,280	11,270	4,266	4,266	5,206	14,473		
Total.....	481	228	93	105	216				Total.....	24,280	11,270	4,266	4,266	5,206	14,473		
RECAPITULATION.									RECAPITULATION.								
British Empire.....									British Empire.....	24,280	11,270	4,266	4,266	5,206	14,473		
Foreign Countries.....	481	228	93	105	216				Foreign Countries.....	24,280	11,270	4,266	4,266	5,206	14,473		

No. 19—Imports for Consumption, by Articles and Countries, during Fiscal Years ended March 31, 1914-1918—Con.

Imported from—	1914	1915	1916	1917	1918	Imported from—	1914	1915	1916	1917	1918
METALS AND MINERALS—Continued.											
IRON AND STEEL—Continued.											
AGRICULTURAL IMPLEMENTS—Continued.											
Hay Tedders. (Dutiable.)											
United Kingdom.....	No.	No.	No.	No.	No.	United Kingdom.....	\$	\$	\$	\$	\$
United States.....	7	14	48	58	364	United States.....	163	570	1,302	2,113	14,097
Total.....	7	14	48	58	364	Total.....	163	570	1,302	2,113	14,097
RECAPITULATION.											
British Empire.....						British Empire.....					
Foreign Countries.....	7	14	48	58	364	Foreign Countries.....	163	570	1,302	2,113	14,097
Hoes. (Dutiable.)											
United Kingdom.....	No.	No.	No.	No.	No.	United Kingdom.....	\$	\$	\$	\$	\$
Belgium.....	1,179	1,082	533	837	744	Belgium.....	366	275	136	318	199
France.....	4					France.....	1				
Germany.....	30					Germany.....	12				
Netherlands.....	12					Netherlands.....	2				
United States.....	9,150	7,563	6,388	10,469	17,412	United States.....	2,387	2,061	1,758	2,856	7,143
Total.....	10,375	8,693	6,921	11,306	18,156	Total.....	2,708	2,341	1,894	3,174	7,342
RECAPITULATION.											
British Empire.....	1,179	1,082	533	837	744	British Empire.....	366	275	136	318	199
Foreign Countries.....	9,196	7,611	6,388	10,469	17,412	Foreign Countries.....	2,402	2,066	1,758	2,856	7,143
Knives, edging. (Dutiable.)											
United Kingdom.....	No.	No.	No.	No.	No.	United Kingdom.....	\$	\$	\$	\$	\$
United States.....	96	18	218	2,196	1,129	United States.....	30	12	80	463	251
Total.....	285	72	218	2,478	1,129	Total.....	199	60	80	259	251
RECAPITULATION.											
British Empire.....	381	90	218	2,674	1,129	British Empire.....	229	78	80	722	251
Foreign Countries.....	96	18	218	2,196	1,12	Foreign Countries.....	30	12	80	463	251
	285	72	218	2,478	1,12		199	60	80	259	251



## SESSIONAL PAPER No. 106

## Knives, hay or straw. (Dutiable.)

United Kingdom.....	No. 442	No. 472	No. 934	No. 1,178	No. 666	United Kingdom.....	\$ 184	\$ 134	\$ 367	\$ 670	\$ 268
United States.....	15,211	2,937	1,094	4,075	2,932	United States.....	4,933	800	641	1,526	1,189
Total.....	15,653	3,409	2,028	5,253	3,598	Total.....	5,117	934	1,008	2,196	1,457
RECAPITULATION.						RECAPITULATION.					
British Empire.....	442	472	934	1,178	666	British Empire.....	184	134	367	670	268
Foreign Countries.....	15,211	2,937	1,094	4,075	2,932	Foreign Countries.....	4,933	800	641	1,526	1,189

## Lawn Mowers. (Dutiable.)

United Kingdom.....	No. 194	No. 108	No. 21	No. 28	No. 14,632	United Kingdom.....	\$ 1,020	\$ 2,096	\$ 325	\$ 526	\$ 2
Newfoundland.....	17,563	10,642	9,794	7,099	14,632	Newfoundland.....	64,449	47,543	36,619	34,081	69,264
United States.....	17,737	10,750	9,815	7,128	14,632	United States.....	66,069	49,639	36,944	34,009	69,264
Total.....	194	108	21	29	14,632	Total.....	1,020	2,096	325	526	2
RECAPITULATION.						RECAPITULATION.					
British Empire.....	194	108	21	29	14,632	British Empire.....	64,449	47,543	36,619	34,081	69,264
Foreign Countries.....	17,563	10,642	9,794	7,099	14,632	Foreign Countries.....	66,069	49,639	36,944	34,009	69,264

## Manure Spreaders. (Dutiable.)

United Kingdom.....	No. 1	No. 2	No. 493	No. 1,000	No. 627	United Kingdom.....	\$ 83	\$ 79	\$ 31,126	\$ 67,493	\$ 50,419
Germany.....	1	1	493	1,000	627	Germany.....	63	64	31,126	67,493	50,419
United States.....	611	902	493	1,000	627	United States.....	42,035	57,190	31,126	67,493	50,419
Total.....	613	905	493	1,000	627	Total.....	42,181	57,333	31,126	67,493	50,419
RECAPITULATION.						RECAPITULATION.					
British Empire.....	1	2	493	1,000	627	British Empire.....	83	79	31,126	67,493	50,419
Foreign Countries.....	612	903	493	1,000	627	Foreign Countries.....	42,098	57,254	31,126	67,493	50,419

## Mowing Machines. (Dutiable.)

United Kingdom.....	No. 1,445	No. 1,198	No. 2,159	No. 2,179	No. 5,241	United Kingdom.....	\$ 47,857	\$ 43,607	\$ 71,545	\$ 77,584	\$ 228,080
United States.....	1,445	1,198	2,159	2,179	5,241	United States.....	47,857	43,607	71,545	77,584	228,080
Total.....	1,445	1,198	2,159	2,179	5,241	Total.....	47,857	43,607	71,545	77,584	228,080
RECAPITULATION.						RECAPITULATION.					
British Empire.....	1,445	1,198	2,159	2,179	5,241	British Empire.....	47,857	43,607	71,545	77,584	228,080
Foreign Countries.....	1,445	1,198	2,159	2,179	5,241	Foreign Countries.....	47,857	43,607	71,545	77,584	228,080

No. 19—Imports for Consumption, by Articles and Countries, during Fiscal Years ended March 31, 1914-1918—*Con.*

Imported from—	1914	1915	1916	1917	1918	Imported from—	1914	1915	1916	1917	1918
<p>METALS AND MINERALS—Continued. IRON AND STEEL—Continued. AGRICULTURAL IMPLEMENTS—Continued. Ploughs and Parts of. (Dutiable.)</p>											
United Kingdom.....	\$ 79	\$ 32	\$ 925	\$ 7	\$ .....	Japan.....	\$ .....	\$ .....	\$ .....	\$ .....	\$ 84
British Oceania—						United States.....	1,011,557	497,757	597,720	1,358,192	2,550,256
Australia.....			254			Total.....	1,011,704	497,881	599,010	1,358,199	2,550,350
Austria-Hungary.....		27				RECAPITULATION.					
Belgium.....	60	35				British Empire.....	79	32	1,189	7	
Cuba.....			101		10	Foreign Countries.....	1,011,625	497,849	597,821	1,358,192	2,550,350
France.....											
Germany.....	8										
<p>Post Hole Diggers. (Dutiable.)</p>											
United Kingdom.....	No.	No.	No.	No.	No.	United Kingdom.....	\$ .....	\$ .....	\$ .....	\$ .....	\$ .....
United States.....	3,508	3,989	4,097	3,577	7,246	United States.....	4,596	4,163	3,127	2,978	7,126
Total.....	3,508	3,989	4,097	3,577	7,246	Total.....	4,596	4,163	3,127	2,978	7,126
RECAPITULATION.						RECAPITULATION.					
British Empire.....						British Empire.....					
Foreign Countries.....	3,508	3,989	4,097	3,577	7,246	Foreign Countries.....	4,596	4,163	3,127	2,978	7,126
<p>Potato Diggers. (Dutiable.)</p>											
United Kingdom.....	No.	No.	No.	No.	No.	United Kingdom.....	\$ .....	\$ .....	\$ .....	\$ .....	\$ .....
United States.....	29	23	488	379	968	United States.....	1,450	1,164	18,458	11,977	45,614
Total.....	1,463	1,410	488	379	968	Total.....	47,217	42,847	18,458	11,977	45,614
RECAPITULATION.						RECAPITULATION.					
British Empire.....	1,492	1,433	488	379	968	British Empire.....	48,667	44,011	18,458	11,977	45,614
Foreign Countries.....	29	23	488	379	968	Foreign Countries.....	1,450	1,164	18,458	11,977	45,614
	1,463	1,410	488	379	968		47,217	42,847	18,458	11,977	45,614

## SESSIONAL PAPER No. 106

Rakes, Horse. (Dutiable.)

	No.	No.	No.	No.	No.	No.	\$	\$	\$	\$
United Kingdom.....	1,418	754	1,046	2,037	2,200	41,234	13,979	20,176	39,870	55,454
United States.....	1,418	754	1,046	2,037	2,200	41,234	13,979	20,176	39,870	55,454
Total.....	1,418	754	1,046	2,037	2,200	41,234	13,979	20,176	39,870	55,454
RECAPITULATION.										
British Empire.....	1,418	754	1,046	2,037	2,200	41,234	13,979	20,176	39,870	55,454
Foreign Countries.....										

Rakes, n.o.p. (Dutiable.)

	No.	No.	No.	No.	No.	No.	\$	\$	\$	\$
United Kingdom.....	311	259	132	78	12	103	84	26	31	51
Germany.....	187	18,610	8,778	10,259	7,001	43	3,821	2,083	2,303	3,125
United States.....	26,793	18,610	8,778	10,259	7,001	6,396	3,821	2,083	2,303	3,125
Total.....	27,291	18,869	8,910	10,337	7,013	6,544	3,905	2,109	2,337	3,130
RECAPITULATION.										
British Empire.....	311	259	132	78	12	103	84	26	31	51
Foreign Countries.....	26,980	18,610	8,778	10,259	7,001	6,441	3,821	2,083	2,303	3,125

Reapers. (Dutiable.)

	No.	No.	No.	No.	No.	No.	\$	\$	\$	\$
United Kingdom.....	654	432	118	365	119	35,300	32,094	6,350	12,774	7,823
United States.....	654	432	118	365	119	35,300	32,094	6,350	12,774	7,823
Total.....	654	432	118	365	119	35,300	32,094	6,350	12,774	7,823
RECAPITULATION.										
British Empire.....	654	432	118	365	119	35,300	32,094	6,350	12,774	7,823
Foreign Countries.....										

Scythes. (Dutiable.)

	Dozen.	Dozen.	Dozen.	Dozen.	Dozen.	Dozen.	\$	\$	\$	\$
United Kingdom.....	497	509	485	512	447	2,395	2,387	2,218	2,847	3,414
Austria-Hungary.....	219	1				766	2			
Japan.....	20	2,541	2,848	2,309	2,163	44	13,019	15,001	12,280	14,496
Sweden.....	2,111	3,051	3,333	3,046	2,610	10,497	15,308	17,219	16,122	17,910
Total.....	2,847	3,051	3,333	3,046	2,610	13,702	15,308	17,219	16,122	17,910
RECAPITULATION.										
British Empire.....	497	509	485	512	447	2,395	2,387	2,218	2,847	3,414
Foreign Countries.....	2,350	2,542	2,848	2,534	2,163	11,307	13,021	15,001	13,275	14,496

No. 19—Imports for Consumption, by Articles and Countries, during Fiscal Years ended March 31, 1914-1918—*Con.*

Imported from—	1914	1915	1916	1917	1918	Imported from—	1914	1915	1916	1917	1918
<b>METALS AND MINERALS—Continued.</b>											
<b>IRON AND STEEL—Continued.</b>											
<b>AGRICULTURAL IMPLEMENTS—Continued.</b>											
<b>Sickles or Reaping Hooks. (Dutiable.)</b>											
United Kingdom.....	Dozen. 419	Dozen. 207	Dozen. 330	Dozen. 446	Dozen. 422	United Kingdom.....	\$ 967	\$ 408	\$ 576	\$ 991	\$ 619
Hong Kong.....	.....	.....	.....	.....	.....	Hong Kong.....	.....	.....	.....	.....	.....
Japan.....	.....	.....	.....	.....	.....	Japan.....	.....	.....	.....	.....	.....
United States.....	.....	.....	.....	.....	.....	United States.....	.....	.....	.....	.....	.....
Total.....	585	282	427	582	589	Total.....	1,327	615	773	1,200	836
RECAPITULATION.						RECAPITULATION.					
British Empire.....	419	213	330	449	422	British Empire.....	967	413	576	997	619
Foreign Countries.....	166	69	97	133	167	Foreign Countries.....	360	202	197	203	217
<b>Snaths. (Dutiable.)</b>											
United Kingdom.....	Dozen. 3	Dozen. 248	Dozen. 289	Dozen. 6	Dozen. 10	United Kingdom.....	\$ 17	\$ 1,042	\$ 1,271	\$ 42	\$ 71
United States.....	.....	.....	.....	.....	.....	United States.....	.....	.....	.....	.....	.....
Total.....	3	248	289	6	10	Total.....	17	1,042	1,271	42	71
RECAPITULATION.						RECAPITULATION.					
British Empire.....	.....	.....	.....	.....	.....	British Empire.....	.....	.....	.....	.....	.....
Foreign Countries.....	3	248	289	6	10	Foreign Countries.....	17	1,042	1,271	42	71
<b>Spades and Shovels of Iron or Steel, n.o.p. (Dutiable.)</b>											
United Kingdom.....	Dozen. 4,558	Dozen. 2,516	Dozen. 711	Dozen. 378	Dozen. 121	United Kingdom.....	\$ 19,949	\$ 10,570	\$ 2,322	\$ 2,203	\$ 758
Hong Kong.....	.....	.....	.....	.....	.....	Hong Kong.....	.....	.....	.....	.....	.....
Germany.....	106	138	.....	.....	.....	Germany.....	302	168	.....	.....	.....
Netherlands.....	.....	.....	.....	.....	.....	Netherlands.....	.....	.....	.....	.....	.....
United States.....	2,251	2,346	2,167	2,201	2,547	United States.....	11,174	8,023	6,268	10,951	10,573
Total.....	6,915	5,003	2,880	2,579	2,670	Total.....	31,428	18,768	8,621	13,154	11,332
RECAPITULATION.						RECAPITULATION.					
British Empire.....	4,558	2,516	713	378	123	British Empire.....	19,949	10,570	2,323	2,203	759
Foreign Countries.....	2,357	2,487	2,167	2,201	2,547	Foreign Countries.....	11,479	8,198	6,298	10,951	10,573



Other Agricultural Implements. (Dutiable.)Parts of Agricultural Implements, n.o.p. (Dutiable.)

**TOTAL AGRICULTURAL IMPLEMENTS. (Dutiable.)**

[illegible]

No. 19—IMPORTS for Consumption, by Articles and Countries, during Fiscal Years ended March 31, 1914-1918—*Con.*

Imported from—	1914	1915	1916	1917	1918	Imported from—	1914	1915	1916	1917	1918
<p style="text-align: center;"><b>METALS AND MINERALS—Continued.</b>  <b>IRON AND STEEL—Continued.</b>  <b>ANCHORS. (Free.)</b></p>											
United Kingdom.....	Cwt.	Cwt.	Cwt.	Cwt.	Cwt.	United Kingdom.....	\$	\$	\$	\$	\$
Newfoundland.....	4,264	5,488	1,652	2,860	5,730	Newfoundland.....	15,520	16,091	8,015	17,856	36,375
France.....	2,945	2,786	3,607	5,220	4,307	France.....	14,476	14,248	17,743	29,953	2,024
United States.....	7,209	8,320	5,260	8,080	10,308	United States.....	29,996	30,424	25,762	47,809	43,394
Total.....						Total.....					81,793
<p style="text-align: center;">RECAPITULATION.</p>											
British Empire.....	4,264	5,488	1,653	2,860	6,001	British Empire.....	15,520	16,091	8,019	17,856	38,399
Foreign Countries.....	2,945	2,832	3,607	5,220	4,307	Foreign Countries.....	14,476	14,333	17,743	29,953	43,394
<p style="text-align: center;">ANGLES, BEAMS, CHANNELS AND OTHER ROLLED SHAPES OF IRON OR STEEL, NOT PUNCHED, DRILLED, OR FURTHER MANUFACTURED THAN ROLLED, WEIGHING NOT LESS THAN 35 LBS. PER LINEAL YARD, NOT BEING SQUARE, FLAT, OVAL OR ROUND SHAPES, AND NOT BEING RAILWAY BARS OR RAILS. (Dutiable.)</p>											
United Kingdom.....	Cwt.	Cwt.	Cwt.	Cwt.	Cwt.	United Kingdom.....	\$	\$	\$	\$	\$
Belgium.....	437,162	36,882	1,331,428	1,485,203	1,317,542	Belgium.....	641,482	51,982	1,990,737	4,115,599	1,905
Germany.....	274,623	12,798	1,331,428	1,485,203	1,317,542	Germany.....	337,025	18,121	1,990,737	4,115,599	1,905
Netherlands.....	48,324	16,290	1,331,428	1,485,203	1,317,542	Netherlands.....	99,634	17,465	1,990,737	4,115,599	1,905
United States.....	3,495,401	1,233,655	1,331,428	1,485,203	1,317,542	United States.....	4,924,971	1,576,769	1,990,737	4,115,599	4,651,450
Total.....	4,256,441	1,299,625	1,331,428	1,485,203	1,317,542	Total.....	5,964,143	1,664,337	1,990,737	4,115,599	4,653,355
<p style="text-align: center;">RECAPITULATION.</p>											
British Empire.....	437,162	36,882	1,331,428	1,485,203	1,317,542	British Empire.....	641,482	51,982	1,990,737	4,115,599	1,905
Foreign Countries.....	3,819,279	1,262,743	1,331,428	1,485,203	1,317,542	Foreign Countries.....	5,322,661	1,612,355	1,990,737	4,115,599	4,651,450
<p style="text-align: center;">ANGLES, BEAMS, CHANNELS, GIRDERS, TEES AND OTHER ROLLED SHAPES OR SECTIONS, NOT PUNCHED, DRILLED OR FURTHER MANUFACTURED THAN ROLLED, N.O.P. (Dutiable.)</p>											
United Kingdom.....	Cwt.	Cwt.	Cwt.	Cwt.	Cwt.	United Kingdom.....	\$	\$	\$	\$	\$
Belgium.....	191,056	24,499	683	120	120	Belgium.....	289,096	34,891	1,411	323	323
Germany.....	41,223	4,005	683	120	120	Germany.....	50,575	4,801	1,411	323	323
Netherlands.....	20,099	6,545	683	120	120	Netherlands.....	25,504	7,652	1,411	323	323
Sweden.....	1,087	1,087	683	120	120	Sweden.....	2,476	169	1,411	323	323

## SESSIONAL PAPER No. 10b

United States.....	1,098,175	507,404	788,423	917,894	889,868	United States.....	2,402,458	675,877	1,190,283	2,559,292	3,192,717
Total.....	1,951,040	542,453	789,106	918,157	889,868	Total.....	2,860,109	723,221	1,191,094	2,559,784	3,192,717
RECAPITULATION.						RECAPITULATION.					
British Empire.....	191,056	24,499	683	120	.....	British Empire.....	289,006	34,891	1,411	323	.....
Foreign Countries.....	1,760,384	517,954	788,423	918,037	889,868	Foreign Countries.....	2,571,013	688,330	1,190,283	2,559,461	3,192,717

## ANVILS AND VISES. (Dutiable.)

United Kingdom.....	\$ 38,727	\$ 19,169	\$ 11,857	\$ 11,098	\$ 1,916		\$	\$	\$	\$	\$
Belgium.....	68	.....	.....	.....	.....	RECAPITULATION.					
Germany.....	286	279	.....	.....	.....	British Empire.....	38,727	19,169	11,857	11,098	1,916
Netherlands.....	.....	14	.....	.....	.....	Foreign Countries.....	44,191	27,058	41,223	76,392	117,233
Sweden.....	306	.....	.....	.....	.....						
Switzerland.....	.....	113	.....	.....	.....						
United States.....	43,531	26,652	41,223	76,392	117,233						
Total.....	82,918	46,227	53,080	87,490	119,149						

## AXLES AND AXLE PARTS, N.O.P., AND AXLE BLANKS AND PARTS THEREOF OF IRON OR STEEL, FOR RAILWAY, TRAMWAY OR OTHER VEHICLES. (Dutiable.)

United Kingdom.....	\$ 16,202	\$ 22,776	\$ 2,614	\$ 4,777	\$ 107		\$	\$	\$	\$	\$
Belgium.....	48,328	6,643	.....	.....	.....	RECAPITULATION.					
France.....	35	28	.....	.....	.....	British Empire.....	16,202	22,776	2,614	4,777	107
Germany.....	2,113	3,517	.....	.....	.....	Foreign Countries.....	353,256	201,288	1,049,951	1,966,423	2,586,322
United States.....	302,780	191,100	1,049,951	1,966,423	2,586,322						
Total.....	369,458	224,064	1,052,565	1,971,200	2,586,429						

BALL BEARINGS—FLAT STEEL, COLD ROLLED, NOT OVER  $\frac{1}{2}$  INCH THICK, FOR THE MANUFACTURE OF CUTS AND CONES FOR BALL BEARINGS. [Dutiable. (Free under Preferential.)]

United Kingdom.....	Cwt. ....	Cwt. ....	Cwt. ....	Cwt. ....	Cwt. ....	United Kingdom.....	\$	\$	\$	\$	\$
United States.....	370	151	1,033	323	.....	United States.....	1,658	418	3,582	1,591	.....
Total.....	370	151	1,033	323	.....	Total.....	1,658	418	3,582	1,591	.....
RECAPITULATION.						RECAPITULATION.					
British Empire.....	.....	.....	.....	.....	.....	British Empire.....	.....	.....	.....	.....	.....
Foreign Countries.....	370	151	1,033	323	.....	Foreign Countries.....	1,658	418	3,582	1,591	.....

## BALLS, STEEL, ADAPTED FOR USE ON BEARINGS OF MACHINERY OR VEHICLES. [Dutiable. (Free under Preferential.)]

United Kingdom.....	\$ 3,709	\$ 4,523	\$ 1,869	\$ 293	\$ 2		\$	\$	\$	\$	\$
Germany.....	1,757	685	.....	.....	.....	RECAPITULATION.					
United States.....	24,465	13,821	28,970	71,537	106,945	British Empire.....	3,709	4,523	1,869	293	2
Total.....	29,931	19,029	30,839	71,830	106,947	Foreign Countries.....	26,222	14,506	28,970	71,537	106,945

## No. 19—Imports for Consumption, by Articles and Countries, during Fiscal Years ended March 31, 1914-1918—Con.

Imported from—	1914	1915	1916	1917	1918	Imported from—	1914	1915	1916	1917	1918
----------------	------	------	------	------	------	----------------	------	------	------	------	------

## METALS AND MINERALS—Continued.

## IRON AND STEEL—Continued.

BARS, STRIPS OR SHEETS, No. 14 GAUGE OR THINNER, COATED, POLISHED OR NOT, AND ROLLED SECTIONS, NOT BEING ORDINARY SQUARE, FLAT OR ROUND BARS, FOR THE MANUFACTURE OF SADDLERY, HARDWARE AND HAMERS. (Free.)

	\$	\$	\$	\$	\$	RECAPITULATION.	\$	\$	\$	\$	\$
United Kingdom.....	.....	14,676	10,772	53,647	134	British Empire.....	.....	14,676	10,772	53,647	134
United States.....	.....	14,676	10,772	53,647	90,989	Foreign Countries.....	.....	.....	.....	.....	90,989
Total.....	.....	.....	.....	.....	91,123						

BARS, BANDS, HOOP, SCROLL OR STRIP, SHEET OR PLATE, ROLLED IRON OR STEEL AND CAST STEEL, OF ANY SIZE, THICKNESS OR WIDTH, GALVANIZED OR COATED WITH ANY MATERIAL OR NOT, AND STEEL BLANKS FOR THE MANUFACTURE OF MILLING CUTTERS, WHEN OF GREATER VALUE THAN 3} CTS. PER LB. [Dutiable. (Free under Preferential.)]

	Cwt.	Cwt.	Cwt.	Cwt.	Cwt.	Cwt.	\$	\$	\$	\$	\$
United Kingdom.....	84,487	40,603	42,054	83,025	51,159	United Kingdom.....	731,941	328,227	599,760	1,178,497	970,892
British West Indies.....	9	.....	.....	.....	1	British West Indies.....	56	.....	.....	.....	.....
Hong Kong.....	332	176	.....	6	82	Hong Kong.....	1,850	1,607	.....	271	12
Belgium.....	41	31	.....	.....	.....	Belgium.....	243	.....	.....	.....	988
France.....	2,942	1,123	.....	.....	.....	France.....	17,273	12,656	.....	.....	.....
Germany.....	.....	.....	.....	.....	.....	Germany.....	9	.....	.....	.....	.....
Netherlands.....	1	.....	.....	.....	.....	Netherlands.....	.....	.....	.....	.....	.....
Norway.....	.....	2,555	191	1,577	45	Norway.....	20,164	12,948	1,314	8,583	714
Sweden.....	4,786	630	.....	.....	614	Sweden.....	2,286	18,447	.....	5,475	5,475
Switzerland.....	71	1	.....	.....	3	Switzerland.....	1,065,807	635,622	1,822,810	4,880,266	12,718,146
United States.....	177,637	101,549	279,319	632,853	1,941,724	United States.....	.....	.....	.....	.....	.....
Total.....	270,306	146,667	321,564	717,462	1,993,628	Total.....	1,839,870	1,009,427	2,423,884	6,067,664	13,696,345
RECAPITULATION.						RECAPITULATION.					
British Empire.....	84,496	40,603	42,054	83,025	51,160	British Empire.....	731,997	328,227	599,760	1,178,497	970,904
Foreign Countries.....	185,810	106,064	279,510	634,437	1,942,468	Foreign Countries.....	1,107,873	681,200	1,824,124	4,889,167	12,725,441

BAR IRON OR STEEL, ROLLED, WHETHER IN COILS, BUNDLES, RODS OR BARS, COMPRISING ROUNDS, OVALS, SQUARES AND FLATS, N.O.P. (Dutiable.)

	Cwt.	Cwt.	Cwt.	Cwt.	Cwt.		\$	\$	\$	\$	\$
United Kingdom.....	260,786	83,369	19,607	12,281	121	United Kingdom.....	506,994	149,450	51,795	32,492	4,752
British Oceania—	.....	.....	.....	.....	.....	British Oceania—	.....	.....	.....	.....	.....
New Zealand.....	.....	5	.....	.....	.....	New Zealand.....	10	.....	.....	.....	.....
Belgium.....	61,627	30,735	.....	.....	.....	Belgium.....	79,558	33,350	.....	.....	.....
Germany.....	48,951	6,806	.....	.....	.....	Germany.....	71,314	9,391	.....	.....	.....



Norway.....	4,717	2,766	1,130	61	Norway.....	23,219	11,152	8,064	837
Sweden.....	9,805	2,766	1,130		Sweden.....	33,219	11,152	8,064	6,083
Switzerland.....	1,159	1,159			Switzerland.....	3,083,901	1,020,028	2,502,357	3,338
United States.....	728,249	1,388,315	1,512,123		United States.....	3,083,901	1,020,028	2,502,357	4,005,215
Total.....	853,881	1,411,847	1,525,585		Total.....	3,774,986	1,223,381	2,565,614	3,232,438
RECAPITULATION.					RECAPITULATION.				
British Empire.....	83,374	19,607	12,281	121	British Empire.....	506,994	149,460	51,795	32,492
Foreign Countries.....	770,507	1,392,240	1,513,304	987,749	Foreign Countries.....	3,267,992	1,073,921	2,513,819	4,012,135
Total.....	2,437,569	853,881	1,525,585	987,870	Total.....	3,774,986	1,223,381	2,565,614	3,237,190
RECAPITULATION.					RECAPITULATION.				
British Empire.....	260,786	83,374	12,281	121	British Empire.....	506,994	149,460	51,795	4,752
Foreign Countries.....	2,176,783	770,507	1,513,304	987,749	Foreign Countries.....	3,267,992	1,073,921	2,513,819	3,232,438

BARS OR SHEETS OF STEEL FOR USE IN THE MANUFACTURE OF SHOVELS. (Dutiable.)

	Cwt.	Cwt.	Cwt.	Cwt.	Cwt.	\$	\$	\$	\$
United Kingdom.....	708					1,565			102
United States.....	46,486	19,243	39,336	46,321	42,014	67,993	23,734	56,850	111,401
Total.....	47,194	19,249	39,336	46,347	42,014	69,558	23,753	56,850	111,503
RECAPITULATION.									
British Empire.....	708					1,565			102
Foreign Countries.....	46,486	19,243	39,336	46,321	42,014	67,993	23,734	56,850	111,401
Total.....	47,194	19,249	39,336	46,347	42,014	69,558	23,753	56,850	111,503
RECAPITULATION.									
British Empire.....	708					1,565			102
Foreign Countries.....	46,486	19,243	39,336	46,321	42,014	67,993	23,734	56,850	111,401
Total.....	47,194	19,249	39,336	46,347	42,014	69,558	23,753	56,850	111,503

### BAYONETS, SWORDS, FENCING FOILS AND MASKS. (Dutiable.)

[illegible]

BILLETS OF IRON OR STEEL, WEIGHING NOT LESS THAN 60 POUNDS PER LINEAL YARD. (Dutiable.)

	Cwt.	Cwt.	Cwt.	Cwt.	Cwt.	\$	\$	\$	\$	\$
United Kingdom.....	64,976	1,117	251	278	119	United Kingdom.....	62,746	9,269	548	1,597
Belgium.....	64,160	30,287	.....	.....	.....	Belgium.....	56,157	26,920	.....	.....
Germany.....	70,058	.....	.....	.....	.....	Germany.....	68,728	.....	.....	.....
United States.....	565,113	198,700	714,868	225,463	166,119	United States.....	608,220	189,925	845,552	497,710
Total.....	704,307	230,104	715,119	225,741	166,238	Total.....	855,851	226,114	846,100	499,307
RECAPITULATION.										
British Empire.....	64,976	1,117	251	278	119	British Empire.....	62,746	9,269	548	1,597
Foreign Countries.....	699,331	228,987	714,868	225,463	166,119	Foreign Countries.....	793,105	216,345	845,552	497,710
Total.....	764,307	230,104	715,119	225,741	166,238	Total.....	855,851	226,114	846,100	499,307
RECAPITULATION.										
British Empire.....	64,976	1,117	251	278	119	British Empire.....	62,746	9,269	548	1,597
Foreign Countries.....	699,331	228,987	714,868	225,463	166,119	Foreign Countries.....	793,105	216,345	845,552	497,710
Total.....	764,307	230,104	715,119	225,741	166,238	Total.....	855,851	226,114	846,100	499,307

No. 19—Imports for Consumption, by Articles and Countries, during Fiscal Years ended March 31, 1914-1918—*Con.*

Imported from—	1914	1915	1916	1917	1918	Imported from—	1914	1915	1916	1917	1918
<b>METALS AND MINERALS—Continued.</b>											
<b>IRON AND STEEL—Continued.</b>											
<b>BILLETS OF STEEL, N.O.P. (Dutiable.)</b>											
United Kingdom.....	Cwt.	Cwt.	Cwt.	Cwt.	Cwt.	United Kingdom.....	\$	\$	\$	\$	\$
United States.....	1,072	435	535	5,193	5,580	United States.....	1,072	435	540	1,042	
Total.....	4,743	11,811	219,532	5,193	5,580	Total.....	4,743	13,873	240,716	14,743	17,725
RECAPITULATION.						RECAPITULATION.					
British Empire.....	5,815	12,246	220,067	5,193	5,580	British Empire.....	5,815	14,413	241,758	14,743	17,725
Foreign Countries.....	1,072	435	535			Foreign Countries.....	1,072	540	1,042		
Total.....	4,743	11,811	219,532	5,193	5,580	Total.....	4,743	13,873	240,716	14,743	17,725
<b>BRIDGES OR PARTS THEREOF; STRUCTURAL WORK, COLUMNS, SHAPES OR SECTIONS, DRILLED, PUNCHED OR IN ANY FURTHER STAGE OF MANUFACTURE THAN AS ROLLED OR CAST, N.O.P. (Dutiable.)</b>											
United Kingdom.....	\$	\$	\$	\$	\$	United Kingdom.....	\$	\$	\$	\$	\$
Belgium.....	63,022	13,820	1,556	8,998	731	Belgium.....	63,022	13,820	1,556	8,998	731
Germany.....	237	1,800				Germany.....	237	253,841	59,450	131,334	151,061
United States.....	914,655	292,091	59,450	131,334	151,061	United States.....	914,655	914,892	1,556	8,998	731
Total.....	977,914	297,661	61,006	143,332	151,792	Total.....	977,914	1,382,841	1,556	131,334	151,061
<b>BRIDGES AND TUNNELS CROSSING THE BOUNDARY, MATERIALS TO BE USED IN CANADA IN THE CONSTRUCTION OF. (Free.)</b>											
United Kingdom.....	\$	\$	\$	\$	\$	United Kingdom.....	\$	\$	\$	\$	\$
United States.....	20,097	20,097				United States.....	20,097	20,097			
Total.....	20,097	20,097				Total.....	20,097	20,097			
<b>BUTTS AND HINGES, N.O.P. (Dutiable.)</b>											
United Kingdom.....	\$	\$	\$	\$	\$	United Kingdom.....	\$	\$	\$	\$	\$
Belgium.....	3,801	1,391	1,057	938	188	Belgium.....	3,801	1,391	1,057	938	188
France.....	220					France.....	220	75,713	53,715	91,352	118,267
Germany.....	82	162				Germany.....	82				
Sweden.....	1,014	592				Sweden.....	1,014				
United States.....	136,006	74,941	53,715	91,352	118,267	United States.....	136,006	137,332	1,057	938	188
Total.....	141,183	77,104	54,772	92,890	118,455	Total.....	141,183	137,332	1,057	938	188

## SESSIONAL PAPER No. 10b

CART OR WAGON SKEINS OR BOXES. (Dutiable.)

United Kingdom.....	Lb.	Lb.	Lb.	Lb.	Lb.	Lb.	\$	\$	\$	\$	\$
United States.....	315,801	358,092	79,215	3,420	190,944	230,886	12,146	20,182	4,574	102	21,266
Total.....	315,801	358,092	79,215	194,364	230,886		12,146	20,182	4,574	13,446	21,266
RECAPITULATION.											
British Empire.....	315,801	358,092	79,215	3,420	190,944	230,886	12,146	20,182	4,574	102	21,266
Foreign Countries.....										13,344	

CASTINGS, MALLEABLE IRON, FOR THE MANUFACTURE OF MOWERS, BINDERS, HARVESTERS AND REAPERS. (Dutiable.)

United Kingdom.....	\$	\$	\$	\$	\$	\$	\$	\$	\$	\$	\$
United States.....		93,007	161,103	164,257	282,067						
Total.....		93,007	161,103	164,257	282,067					161,103	282,067
RECAPITULATION.											
British Empire.....											
Foreign Countries.....											

CASTINGS, N.O.P. (Dutiable.)

United Kingdom.....	\$	\$	\$	\$	\$	\$	\$	\$	\$	\$	\$
Newfoundland.....	89,102	41,287	13,935	32,484	8,147						
Belgium.....	1,167	1,375	672	329	129						
France.....	10										
Germany.....	30	11	83								
Sweden.....	24		122								
United States.....	1,311,349	565,983	1,090,128	1,127,740	2,035,817		90,359	42,662	14,607	32,813	8,276
Total.....	1,401,766	608,656	1,104,940	1,160,553	2,044,093		1,311,407	565,994	1,090,333	1,127,740	2,035,817
RECAPITULATION.											
British Empire.....											
Foreign Countries.....											

CHAINS, COIL CHAIN, CHAIN LINKS AND CHAIN SHACKLES, OF IRON OR STEEL  $\frac{9}{16}$  OF AN INCH IN DIAMETER AND OVER. (Dutiable.)

United Kingdom.....	Cwt.	Cwt.	Cwt.	Cwt.	Cwt.	Cwt.	\$	\$	\$	\$	\$
Germany.....	18,903						77,239				
United States.....	30,650						109,555				
Total.....	49,558						186,895				
RECAPITULATION.											
British Empire.....	18,903						77,239				
Foreign Countries.....	30,650						109,656				

No. 19—Imports for Consumption, by Articles and Countries, during Fiscal Years ended March 31, 1914-1918—*Con.*

Imported from—	1914	1915	1916	1917	1918	Imported from—	1914	1915	1916	1917	1918

## METALS AND MINERALS—Continued.

## IRON AND STEEL—Continued.

CHAINS, COIL CHAIN LINKS, INCLUDING REPAIR LINKS AND CHAIN SHACKLES, OF IRON OR STEEL  $1\frac{1}{2}$  INCHES IN DIAMETER AND OVER. [Dutiable. (Free under Preferential.)]

	Cwt.	Cwt.	Cwt.	Cwt.	Cwt.	Cwt.	Cwt.	\$	\$	\$	\$	\$	\$
United Kingdom.....	.....	7,546	928	1,028	100	.....	.....	.....	28,348	3,991	4,510	800	
United States.....	.....	8,430	6,579	3,554	3,398	.....	.....	.....	38,110	30,347	23,607	30,228	
Total.....	.....	15,976	7,507	4,582	3,498	.....	.....	.....	66,458	34,338	28,117	31,028	
RECAPITULATION.													
British Empire.....	.....	7,546	928	1,028	100	.....	.....	.....	28,348	3,991	4,510	800	
Foreign Countries.....	.....	8,430	6,579	3,554	3,398	.....	.....	.....	38,110	30,347	23,607	30,228	

## CHAINS, COIL CHAINS AND LINKS, INCLUDING REPAIR LINKS AND CHAIN SHACKLES OF IRON OR STEEL, N.O.P. (Dutiable.)

	Cwt.	Cwt.	Cwt.	Cwt.	Cwt.	Cwt.	\$	\$	\$	\$	\$	\$	\$
United Kingdom.....	.....	7,783	1,528	1,893	413	.....	.....	.....	31,876	9,129	15,246	5,800	
Germany.....	.....	3	.....	.....	.....	.....	.....	.....	11	.....	.....	.....	
United States.....	.....	11,907	16,653	22,005	6,247	.....	.....	.....	43,837	64,463	102,020	60,915	
Total.....	.....	19,693	18,181	24,498	6,660	.....	.....	.....	75,724	73,592	117,266	66,715	
RECAPITULATION.													
British Empire.....	.....	7,783	1,528	1,893	413	.....	.....	.....	31,876	9,129	15,246	5,800	
Foreign Countries.....	.....	11,910	16,653	22,005	6,247	.....	.....	.....	43,848	64,463	102,020	60,915	

## CHAIN, MALLEABLE SPROCKET OR LINK BELTING, FOR THE MANUFACTURE OF AGRICULTURAL IMPLEMENTS. (Free.)

	\$	\$	\$	\$	\$	\$	\$	\$	\$	\$	\$	\$	\$
United Kingdom.....	3,509	1,069	110	774	.....	.....	.....	.....	.....	.....	.....	.....	.....
Germany.....	86	.....	.....	.....	.....	.....	.....	.....	.....	.....	.....	.....	.....
United States.....	292,917	78,650	118,580	162,557	252,516	.....	.....	.....	3,509	1,069	110	774	.....
Total.....	296,512	79,719	118,690	162,557	253,290	.....	.....	.....	293,003	78,650	118,580	162,557	252,516



## CHAINS, N.O.P. (Dutiable.)

[illegible]

CHAINS, ROLLED ROUND RODS IN THE COIL FOR THE MANUFACTURE OF. (Dutiable.)

[illegible]

CHAINS, RODS FOR THE MANUFACTURE OF, NOT LESS THAN  $\frac{5}{16}$  INCH IN DIAMETER. (Free.)

	Cwt.	Cwt.	Cwt.	Cwt.	Cwt.	\$	\$	\$	\$	\$
United Kingdom.....	10,327	933				14,548	1,041			
United States.....										
Total.....	10,327	933				14,548	1,041			
RECAPITULATION.										
British Empire.....	10,327	933								
Foreign Countries.....						14,548	1,041			

CHROME STEEL. (Dutiable.)

	Cwt.	Cwt.	Cwt.	Cwt.	Cwt.		\$	\$	\$	\$
United Kingdom.....	184					United Kingdom.....	\$ 910			\$
United States.....	5,407	1,980	3,190	872	1,676	United States.....	23,951	9,123	15,412	24,159
Total.....	5,591	1,980	3,196	872	1,676	Total.....	24,861	9,123	15,412	24,159
RECAPITULATION.										
British Empire.....	184					British Empire.....	910			
Foreign Countries.....	5,407	1,980	3,196	872	1,676	Foreign Countries.....	23,951	9,123	15,412	24,159



## SESSIONAL PAPER No. 10b

## CUTLERY—KNIVES AND FORKS OF STEEL, PLATED OR NOT, N.O.P. (Dutiable.)

United Kingdom.....	\$ 206,872	\$ 128,199	\$ 105,790	\$ 121,204	\$ 101,770	\$ 108	\$	\$	\$
Hong Kong.....	48	22	22	11	11				
Newfoundland.....									
Austria-Hungary.....	2,829	88	2	23		26			
Belgium.....	337	46				61,138			124,348
China.....	9								
France.....	1,928	705	394	65	3				
St. Pierre and Miquelon.....	1								
Germany.....	58,728	23,389	257						
Japan.....	2								
Total.....						332,016	188,832	165,912	227,555
RECAPITULATION.									
British Empire.....						206,920	128,221	105,814	101,78
Foreign Countries.....						125,096	60,611	60,098	125,804
Total.....									

## CUTLERY, N.O.P. (Dutiable.)

United Kingdom.....	\$ 335,283	\$ 208,113	\$ 112,624	\$ 123,212	\$ 91,898	\$ 372	\$ 80	\$	\$
British East Indies—									
India.....	45					519	135		19
Hong Kong.....	86	119	110	205	321	266	143		251
Newfoundland.....	60	20				182,240	160,949		6
Austria-Hungary.....	2,350	687							
Belgium.....	7,313	24							
China.....	17	36	18						
France.....	6,911	2,916	1,277	921	1,323	825,878	465,019	323,510	489,164
Germany.....	290,230	91,571	399						
Japan.....	86	61							
Total.....									
RECAPITULATION.									
British Empire.....						335,474	208,252	112,734	92,147
Foreign Countries.....						490,404	256,767	210,776	397,015
Total.....									

## ENGINES, BOILERS, ETC. (See also under "Machinery".)

## Boilers, Steam, and Parts of. (Dutiable.)

United Kingdom.....	\$ 111,828	\$ 35,429	\$ 32,538	\$ 54,757	\$ 14,857	\$	\$	\$	\$
Sweden.....					11,792				
United States.....	275,063	162,962	81,031	155,088	237,416	111,828	35,429	32,538	14,85
Total.....	384,911	198,411	113,569	210,445	264,065	273,053	162,982	81,031	249,208
RECAPITULATION.									
British Empire.....									
Foreign Countries.....									
Total.....									

## Boilers, n.o.p., and Parts of. (Dutiable.)

United Kingdom.....	\$ 53,394	\$ 5,782	\$ 19,684	\$ 97,710	\$ 30,073	\$	\$	\$	\$
Newfoundland.....				247	80				
United States.....	262,197	224,356	105,419	170,794	136,679	53,394	5,782	19,684	30,153
Total.....	315,591	230,138	125,103	268,751	166,832	262,197	224,356	105,419	136,679
RECAPITULATION.									
British Empire.....									
Foreign Countries.....									
Total.....									

No. 19—Imports for Consumption, by Articles and Countries, during Fiscal Years ended March 31, 1914-1918—*Con.*

Imported from—	1914	1915	1916	1917	1918	Imported from—	1914	1915	1916	1917	1918
<b>METALS AND MINERALS—Continued.</b>											
<b>IRON AND STEEL—Continued.</b>											
<b>ENGINES, BOILERS, ETC.—Concluded.</b>											
<b>Fire Engines, n.o.p. (Dutiable.)</b>											
United Kingdom.....	No. 1					United Kingdom.....	\$ 8,021				\$
United States.....	20	26	9	4	7	United States.....	70,292	99,405	37,714	7,560	12,250
Total.....	21	26	9	4	7	Total.....	78,313	99,405	37,714	7,560	12,250
<b>RECAPITULATION.</b>											
British Empire.....	1					British Empire.....	8,021				
Foreign Countries.....	20	26	9	4	7	Foreign Countries.....	70,292	99,405	37,714	7,560	12,250

Gasoline and Gas Engines. (Dutiable.)

United Kingdom.....	No. 520	No. 364	No. 205	No. 176	No. 16	United Kingdom.....	\$ 110,617	\$ 85,180	\$ 31,505	\$ 25,746	\$ 4,558
Newfoundland.....	1	7	6		5	Newfoundland.....	200	338	484		394
France.....		1				France.....					
Germany.....						Germany.....					
Sweden.....	9	4	1			Sweden.....	2,733	43,106	372		
United States.....	19,569	14,292	28,520	43,741	56,500	United States.....	2,456,507	1,873,486	3,376,285	4,788,804	6,600,653
Total.....	20,100	14,663	28,732	43,917	56,521	Total.....	2,570,138	2,002,685	3,408,649	4,814,550	6,605,635
<b>RECAPITULATION.</b>											
British Empire.....	521	371	211	176	21	British Empire.....	110,817	85,005	31,989	25,746	4,952
Foreign Countries.....	19,579	14,297	28,521	43,741	56,500	Foreign Countries.....	2,459,321	1,917,020	3,376,660	4,788,804	6,600,683

Locomotives for Railways. (Dutiable.)

United Kingdom.....	No. 3	No. 1	No. 2	No. 2	No. 2	United Kingdom.....	\$ 5,820	\$ 3,650	\$ 4,866	\$ 4,866	\$
United States.....	161	69	50	85	64	United States.....	615,468	158,777	190,617	912,380	324,635
Total.....	164	70	52	87	64	Total.....	621,288	162,427	195,483	917,246	324,635
<b>RECAPITULATION.</b>											
British Empire.....	3	1	2	2		British Empire.....	5,820	3,650	4,866	4,866	
Foreign Countries.....	161	69	50	85	64	Foreign Countries.....	615,468	158,777	190,617	912,380	324,635



## SESSIONAL PAPER No. 106

## Locomotive Parts. (Dutiable.)

	\$	\$	\$	\$	\$	\$	\$	\$	\$
United Kingdom.....	96,115	81,618	76,365	157,272	171,767	RECAPITULATION.			
United States.....						British Empire.....	96,115	81,618	76,365
Total.....	96,115	81,618	76,365	157,272	171,767	Foreign Countries.....			157,272
									171,767

## Motor Cars for Railways and Tramways. (Dutiable.)

	No.	No.	No.	No.	No.	No.	\$	\$	\$	\$	\$
United Kingdom.....	57	25	79	74	163	United Kingdom.....		71,976	50,404	27,014	15,943
United States.....						United States.....					32,536
Total.....	57	25	79	74	163	Total.....		71,976	50,404	27,014	48,479
RECAPITULATION.						RECAPITULATION.					
British Empire.....				1		British Empire.....					15,943
Foreign Countries.....	57	25	79	74	163	Foreign Countries.....		71,976	50,404	27,014	32,536
											491,990

## Steam Engines. (Dutiable.)

	No.	No.	No.	No.	No.	No.	\$	\$	\$	\$	\$
United Kingdom.....	21	25	103	121	166	United Kingdom.....		50,005	67,227	12,466	913
Italy.....	2					Italy.....		19,016			
Sweden.....	376	271	97	119	165	Sweden.....		522	170,117	94,933	339,390
United States.....						United States.....		386,444			
Total.....	401	296	103	121	166	Total.....		455,987	237,344	107,399	340,303
RECAPITULATION.						RECAPITULATION.					
British Empire.....	21	25	6	2	1	British Empire.....		50,005	67,227	12,466	913
Foreign Countries.....	380	271	97	119	165	Foreign Countries.....		405,982	170,117	94,933	339,390

## FERRO-MANGANESE, FERRO-SILICON, SPIEGELISEN. (Dutiable.)

	Ton.	Ton.	Ton.	Ton.	Ton.	Ton.	\$	\$	\$	\$	\$
United Kingdom.....	13,617					United Kingdom.....		508,287			
Newfoundland.....	75					Newfoundland.....		2,250			
Germany.....	11,051					Germany.....		255,977			
United States.....	3,812					United States.....		98,707			
Total.....	28,555					Total.....		865,221			
RECAPITULATION.						RECAPITULATION.					
British Empire.....	13,692					British Empire.....		510,537			
Foreign Countries.....	14,863					Foreign Countries.....		354,684			



## SESSIONAL PAPER No. 10b

## FERRO-SILICON CONTAINING NOT MORE THAN 15% SILICON. (Dutiable.)

	Cwt.	Cwt.	Cwt.	Cwt.	Cwt.	Cwt.	Cwt.	\$	\$	\$	\$	\$	\$
United Kingdom.....	.....	560	580	.....	.....	.....	.....	.....	.....	1,430	2,780	.....	.....
United States.....	.....	5,780	24,600	31,791	16,752	.....	.....	.....	.....	11,923	42,088	44,456	40,388
Total.....	.....	6,340	25,180	31,791	16,752	.....	.....	.....	.....	13,353	44,868	44,456	40,388
RECAPITULATION.													
British Empire.....	.....	560	.....	.....	.....	.....	.....	.....	.....	1,430	2,780	.....	.....
Foreign Countries.....	.....	5,780	24,600	31,791	16,752	.....	.....	.....	.....	11,923	42,088	44,456	40,388

## FIRE EXTINGUISHING MACHINES, INCLUDING SPRINKLERS FOR FIRE PROTECTION. (Dutiable.)

	\$	\$	\$	\$	\$	\$	\$	\$	\$	\$	\$	\$	\$
United Kingdom.....	248	356	.....	.....	.....	.....	.....	.....	.....	.....	.....	.....	.....
Newfoundland.....	.....	18	.....	.....	.....	.....	.....	.....	.....	.....	.....	.....	.....
France.....	63	.....	.....	.....	.....	.....	.....	.....	.....	.....	.....	.....	.....
Germany.....	3	.....	.....	.....	.....	.....	.....	.....	.....	.....	.....	.....	.....
Japan.....	.....	.....	60	.....	.....	.....	.....	.....	.....	.....	.....	.....	.....
Sweden.....	48	.....	.....	.....	.....	.....	.....	.....	.....	.....	.....	.....	.....
United States.....	114,416	101,531	93,149	119,046	106,055	.....	.....	.....	.....	374	93,149	119,106	106,055
Total.....	114,808	101,905	93,149	119,106	106,055	.....	.....	.....	.....	101,531	237,505	2,606	131,883
RECAPITULATION.													
British Empire.....	.....	.....	.....	.....	.....	.....	.....	.....	.....	248	.....	.....	.....
Foreign Countries.....	.....	.....	.....	.....	.....	.....	.....	.....	.....	114,560	93,149	119,106	106,055

## FLAT EYE-BAR BLANKS, NOT PUNCHED NOR DRILLED, FOR USE EXCLUSIVELY IN THE MANUFACTURE OF BRIDGES, OR OF STEEL STRUCTURAL WORK, OR IN CAR CONSTRUCTION. (Dutiable.)

	Ton.	Ton.	Ton.	Ton.	Ton.	Ton.	Ton.	\$	\$	\$	\$	\$	\$
United Kingdom.....	708	4,717	2,832	37	875	.....	.....	.....	.....	38,262	315,422	237,505	131,883
United States.....	.....	.....	.....	.....	.....	.....	.....	.....	.....	.....	.....	.....	.....
Total.....	708	4,717	2,832	37	875	.....	.....	.....	.....	38,262	315,422	237,505	131,883
RECAPITULATION.													
British Empire.....	.....	.....	.....	.....	.....	.....	.....	.....	.....	.....	.....	.....	.....
Foreign Countries.....	708	4,717	2,832	37	875	.....	.....	.....	.....	38,262	315,422	237,505	131,883

## FORGINGS OF IRON OR STEEL, OF WHATEVER SHAPE OR SIZE, OR IN WHATEVER STAGE OF MANUFACTURE, N.O.P., AND HAMMERED, DRAWN OR COLD ROLLED IRON OR STEEL BARS OR SHAPES, N.O.P. (Dutiable.)

	Lb.	Lb.	Lb.	Lb.	Lb.	Lb.	Lb.	\$	\$	\$	\$	\$	\$
United Kingdom.....	72,456	46,157	53,375	90,701	.....	.....	.....	.....	.....	5,221	3,400	1,960	9,832
Belgium.....	5,141	.....	.....	.....	.....	.....	.....	.....	.....	494	.....	.....	.....
Norway.....	.....	.....	700	2,750	.....	.....	.....	.....	.....	.....	.....	767	.....
Sweden.....	3,269,603	4,633,935	12,808,131	12,738,995	14,025,081	.....	.....	.....	.....	171,254	319,618	759,344	1,214,386
United States.....	.....	.....	.....	.....	.....	.....	.....	.....	.....	.....	.....	.....	.....
Total.....	3,287,200	4,680,092	12,862,206	12,832,446	14,025,081	.....	.....	.....	.....	176,969	323,018	761,339	1,214,386
RECAPITULATION.													
British Empire.....	72,456	46,157	53,375	90,701	.....	.....	.....	.....	.....	5,221	3,400	1,960	9,832
Foreign Countries.....	3,214,744	4,633,935	12,808,831	12,741,745	14,025,081	.....	.....	.....	.....	171,748	319,618	759,379	1,214,386

No. 19—Imports for Consumption, by Articles and Countries, during Fiscal Years ended March 31, 1914-1918—*Con.*

Imported from—	1914	1915	1916	1917	1918	Imported from—	1914	1915	1916	1917	1918
----------------	------	------	------	------	------	----------------	------	------	------	------	------

## METALS AND MINERALS—Continued.

## IRON AND STEEL—Continued.

## Gas Buys—ARTICLES FOR THE MANUFACTURE OF Gas Buys AND Gas Beacons FOR THE GOVERNMENT OF CANADA OR FOR EXPORT. (Free.)

	\$	\$	\$	\$	\$	RECAPITULATION.	\$	\$	\$	\$	\$
United Kingdom.....	2,299	6,690	4,119	5,747	741	British Empire.....	3,825	26,510	8,713	19,472	4,982
Sweden.....	1,526	19,525	4,594	13,725	4,241	Foreign Countries.....					
United States.....											
Total.....	3,825	26,510	8,713	19,472	4,982						

## GUNS, RIFLES, INCLUDING AIR GUNS AND AIR RIFLES (NOT BEING TOYS), MUSKETS, CANNONS, PISTOLS, REVOLVERS OR OTHER FIREARMS. (Dutiable.)

United Kingdom.....	115,026	126,554	21,717	21,527	16,994	United States.....	611,249	553,434	486,259	642,551	191,848
Hong Kong.....		18				Total.....	854,522	723,576	508,571	665,268	208,842
Austria-Hungary.....	218	37,685				RECAPITULATION.					
Belgium.....	86,755	1,360				British Empire.....	115,026	126,572	21,717	21,527	16,994
France.....	7,123	3,729	595	1,190		Foreign Countries.....	739,496	597,004	486,854	643,741	191,848
Germany.....	30,341	3,796									
Spain.....	3,871										
Turkey.....	39										

## GUNS AND RIFLES—MATERIALS OR PARTS IN THE ROUGH, UNFINISHED, AND SCREWS, NUTS, BANDS AND SPRINGS, ETC., TO BE USED IN RIFLES TO BE MANUFACTURED FOR THE GOVERNMENT OF CANADA. (Free.)

	\$	\$	\$	\$	\$	RECAPITULATION.	\$	\$	\$	\$	\$
United Kingdom.....	743	822	1,168	692,432	21,690	British Empire.....	743	822	1,168	692,432	21,690
Germany.....	8,651	9,792	687,868	692,432	21,690	Foreign Countries.....	54,487	340,855	687,868	692,432	21,690
United States.....	45,836	331,033									
Total.....	55,230	341,647	689,036	692,432	21,690						



HARDWARE, viz.: BUILDERS', CABINET MAKERS', UPHOLSTERERS', HARNESS-MAKERS', SADDLERS' AND CARRIAGE HARDWARE, INCLUDING CURRY COMBS, N.O.P. (Dutiable.)

HOOP, BAND, SCROLL OR STRIP, ROLLED, No. 14 GAUGE AND THINNER, AND ROLLED IRON OR STEEL SHEETS, IMPORTED BY MANUFACTURERS FOR USE IN THEIR OWN FACTORIES IN THE MANUFACTURE OF GALVANIZED IRON OR STEEL HOOP, BAND, SCROLL, STRIP OR SHEET. (Spec.)

HOOP, BAND, SCROLL OR STRIP OF IRON OR STEEL, ROLLED, NO. 14 GAUGE AND THINNER, GALVANIZED OR COATED WITH OTHER METAL OR NOT, N.O.P., INCLUDING DRAWN IRON OR STEEL OF THIS DESCRIPTION FOR THE MANUFACTURE OF MATS. [Dutiable. (Free under Preferential.)]

	Cwt.	Cwt.	Cwt.	Cwt.	Cwt.	Cwt.	\$	\$	\$	\$
United Kingdom.....	20,778	9,297	1,973	1,255	718	United Kingdom .....	42,684	21,075	7,084	3,170
Belgium.....	760	1,019	.....	.....	.....	Belgium.....	1,431	1,682	.....	.....
Germany.....	3,748	1,414	.....	1,746	.....	Germany.....	7,400	3,133	.....	.....
Sweden.....	29	.....	.....	.....	.....	Sweden.....	74	.....	.....	.....
United States.....	266,781	190,917	246,096	333,234	223,640	United States.....	618,736	406,712	575,573	1,181,933
Total.....	292,096	202,647	248,069	336,265	224,358	Total.....	670,576	432,351	582,657	1,185,103
<b>RECAPITULATION.</b>										
British Empire.....	20,778	9,297	1,973	1,255	718	British Empire.....	42,684	21,075	7,084	3,170
Foreign Countries.....	271,318	193,350	246,096	334,980	223,640	Foreign Countries.....	627,892	411,276	575,573	1,181,933

No. 19—IMPORTS for Consumption, by Articles and Countries, during Fiscal Years ended March 31, 1914-1918—*Con.*

Imported from—	1914	1915	1916	1917	1918	Imported from—	1914	1915	1916	1917	1918
METALS AND MINERALS—Continued.											
IRON AND STEEL—Continued.											
HOOP, BAND, SCROLL OR STRIP OF IRON OR STEEL, ROLLED, 12 INCHES OR LESS IN WIDTH, No. 13 GAUGE AND THICKER, N.O.P. (Dutiable.)											
United Kingdom.....	Cwt. 14,789	Cwt. 3,075	Cwt. 1,771	Cwt. 1,181	Cwt. .....	United Kingdom.....	\$ 31,385	\$ 6,674	\$ 4,822	\$ 4,026	\$ .....
Belgium.....	2,795	90	.....	.....	.....	Belgium.....	3,848	98	.....	.....	.....
Germany.....	1,389	71	.....	.....	.....	Germany.....	2,670	83	.....	.....	.....
United States.....	103,611	55,772	81,842	51,746	17,277	United States.....	173,462	89,417	147,100	148,475	73,963
Total.....	122,584	59,008	83,613	52,927	17,277	Total.....	211,365	96,272	151,982	152,501	73,963
RECAPITULATION.											
British Empire.....	14,789	3,075	1,771	1,181	.....	British Empire.....	31,385	6,674	4,822	4,026	.....
Foreign Countries.....	107,795	55,933	81,842	51,746	17,277	Foreign Countries.....	179,980	89,598	147,160	148,475	73,963
HOOP IRON OR STEEL, ROLLED, GALVANIZED, No. 12 AND 13 GAUGE. (Dutiable.)											
United Kingdom.....	Cwt. .....	Cwt. 703	Cwt. 1,085	Cwt. 2,488	Cwt. 2,24	United Kingdom.....	\$ .....	\$ 1,546	\$ 1,800	\$ 7,015	\$ 8,717
United States.....	.....	572	.....	.....	.....	United States.....	.....	1,507	1,800	7,015	8,717
Total.....	.....	1,275	1,085	2,488	2,244	Total.....	.....	3,053	1,800	7,015	8,717
RECAPITULATION.											
British Empire.....	.....	703	.....	2,488	2,244	British Empire.....	.....	1,546	1,800	7,015	8,717
Foreign Countries.....	.....	572	1,085	.....	.....	Foreign Countries.....	.....	1,507	1,800	7,015	8,717
HORSE, MULE AND OX SHOES. (Dutiable.)											
United Kingdom.....	\$ 109	\$ 2,467	\$ 122	\$ 5,337	\$ 7,879	United Kingdom.....	\$ .....	\$ 2,467	\$ 122	\$ 5,337	\$ 7,879
Germany.....	3,365	.....	24,244	27,528	55,193	Germany.....	109	27,452	24,244	27,528	55,193
United States.....	33,224	27,452	24,244	27,528	55,193	United States.....	36,589	.....	.....	.....	.....
Total.....	36,698	29,919	24,366	32,865	63,072	Total.....	.....	.....	.....	.....	.....



No. 19—Imports for Consumption, by Articles and Countries, during Fiscal Years ended March 31, 1914-1918—*Con.*

Imported from—	1914	1915	1916	1917	1918	Imported from—	1914	1915	1916	1917	1918
METALS AND MINERALS—Continued.											
IRON AND STEEL—Continued.											
MACHINERY.											
Adding Machines. (Dutiable.)											
United Kingdom.....	No. 2	No.	No.	No. 1	No.	United Kingdom.....	\$ 430	\$	\$	\$	\$
Germany.....	14	20	.....	2	.....	Germany.....	3,852	2,962	.....	350	.....
Switzerland.....	.....	.....	.....	.....	.....	Switzerland.....	.....	.....	316	310	.....
United States.....	2,138	1,113	642	1,779	1,499	United States.....	366,282	198,441	145,815	358,624	424
Total.....	2,154	1,133	643	1,782	1,501	Total.....	370,564	201,403	146,131	359,284	386,474
RECAPITULATION.											
British Empire.....	2	.....	.....	1	.....	RECAPITULATION.	430	.....	.....	350	.....
Foreign Countries.....	2,152	1,133	643	1,781	1,501	Foreign Countries.....	370,134	201,403	146,131	358,934	386,474
Beet Root Sugar Factories—Machinery and Structural Iron for. (Free.)											
United Kingdom.....	\$ 99	\$	\$	\$	\$	United Kingdom.....	\$	\$	\$	\$	\$
France.....	128	.....	.....	258	.....	France.....	.....	.....	.....	.....	.....
Germany.....	7,844	608	.....	414,571	15,854	Germany.....	.....	.....	.....	.....	.....
United States.....	12,719	2,075	39,679	414,829	15,854	United States.....	20,691	2,683	39,679	414,829	15,854
Total.....	20,790	2,683	39,679	414,829	15,854	Total.....	.....	.....	.....	.....	.....
Briquette-making Machines. (Free.)											
United Kingdom.....	\$ 3,471	\$ 1,615	\$	\$ 522	\$	United Kingdom.....	\$	\$	\$	\$	\$
Austria-Hungary.....	1,572	1,291	1,342	621	1,166	Austria-Hungary.....	.....	.....	.....	.....	.....
Germany.....	.....	.....	.....	.....	.....	Germany.....	.....	.....	.....	.....	.....
United States.....	5,043	2,906	1,342	1,143	1,166	United States.....	3,471	1,615	1,342	522	.....
Total.....	.....	.....	.....	.....	.....	Total.....	1,572	1,291	1,342	621	1,166
Carding, Spinning, Weaving or Braiding Machinery, or Machinery for Knitting Fibrous Material, of a Class or Kind Not Made in Canada. (Dutiable.)											
United Kingdom.....	\$ 643,144	\$ 129,012	\$ 48,695	\$ 194,157	\$ 113,319	United Kingdom.....	\$	\$	\$	\$	\$
Austria-Hungary.....	8,812	.....	.....	.....	.....	Austria-Hungary.....	.....	.....	.....	.....	.....
Belgium.....	1,300	97	.....	.....	.....	Belgium.....	.....	.....	.....	.....	.....
France.....	4,303	94	.....	347	.....	France.....	.....	.....	.....	.....	.....
Germany.....	30,583	25,904	.....	.....	.....	Germany.....	.....	.....	.....	.....	.....
Switzerland.....	2,227	2,700	565	375	2,075,137	Switzerland.....	.....	.....	.....	.....	.....
United States.....	1,156,809	326,294	979,009	1,438,820	.....	United States.....	643,144	129,012	48,695	194,157	113,319
Total.....	1,852,886	484,101	1,028,269	1,683,699	2,188,456	Total.....	1,209,742	355,089	979,574	1,489,542	2,075,137



## SESSIONAL PAPER No. 106

## Cement-making Machinery. (Dutiable.)

	\$	\$	\$	\$	\$	\$	\$	\$	\$	\$
United Kingdom.....	13,975	1,760	1,153							
Belgium.....	77									
Germany.....	93	1,358								
United States.....	181,907	42,067	24,321	58,343	14,484					
Total.....	196,052	45,185	25,474	58,343	14,484					

## Coal-handling Machinery. (Dutiable.)

	\$	\$	\$	\$	\$	\$	\$	\$	\$	\$
United Kingdom.....	11,479	5,282								
Germany.....	17									
United States.....	167,364	136,581	37,748	94,136	82,168					
Total.....	178,860	141,863	37,867	94,136	84,992					

## Concrete-mixing Machines. (Dutiable.)

	No.	No.	No.	No.	No.	\$	\$	\$	\$	\$
United Kingdom.....	12									
Newfoundland.....	1									
Germany.....	231	132	75	68	64	6,835	2,150			
United States.....						2,325				
Total.....	244	132	75	68	65	110,339	63,300	29,048	33,139	30,629
RECAPITULATION.						119,649	63,300	29,048	33,139	30,848
British Empire.....	13									
Foreign Countries.....	231	132	75	68	64	6,985	2,150			
Total.....						112,664	63,300	29,048	33,139	30,629

## Cordage, Twine or Linen Manufacturing Machinery, or Machinery for the Preparation of Flax Fibre, of a Class or Kind Not Made in Canada. (Free.)

	\$	\$	\$	\$	\$	\$	\$	\$	\$	\$
United Kingdom.....	9,392	6,183	1,547	5,669	614					
France.....		2,893								
United States.....	33,339	29,605	24,822	35,258	26,966	9,392	6,183	1,547	5,669	614
Total.....	42,731	38,684	26,369	40,927	27,580	33,339	32,501	24,822	35,258	26,966

## Cranes and Derricks. (Dutiable.)

	No.	No.	No.	No.	No.	\$	\$	\$	\$	\$
United Kingdom.....	23									
United States.....	309	116	93	166	113	35,020	26,507	771		
Total.....	332	126	95	166	114	782,187	338,235	275,625	450,572	22,062
RECAPITULATION.						817,207	364,742	276,396	450,572	597,628
British Empire.....	23									
Foreign Countries.....	309	116	93	166	113	35,020	26,507	771		
Total.....						782,187	338,235	275,625	450,572	22,062



## SESSIONAL PAPER No. 106

## Fanning Mills. (Dutiable.)

	No.	No.	No.	No.	No.	No.	\$	\$	\$	\$	\$
United Kingdom.....	1										
France.....	47	1					88	122		74	
Switzerland.....	824	779					1,446				
United States.....			2,236				14,877	16,858	34,201	37,906	66,964
Total.....	872	780	2,237				16,411	16,980	34,201	37,980	66,964
RECAPITULATION.											
British Empire.....	872										
Foreign Countries.....		780					16,411	16,980	34,201	37,980	66,964

## Fodder or Feed Cutters. (Dutiable.)

	No.	No.	No.	No.	No.	No.	\$	\$	\$	\$	\$
United Kingdom.....											
United States.....	1,937	725	1,115				18,153	10,833	39,209	49,436	69,715
Total.....	1,937	725	1,115				18,153	10,833	39,209	49,436	69,715
RECAPITULATION.											
British Empire.....	1,937										
Foreign Countries.....		725	1,115				18,153	10,833	39,209	49,436	69,715

## Gold Mining, Alluvial, Machinery and Appliances for, of a Class or Kind not Made in Canada, and Elevators and Machinery for Floating Dredges used in Gold Mining. (Free.)

	\$	\$	\$	\$	\$	\$	\$	\$	\$	\$	\$
United Kingdom.....											
British Oceania—Australia.....											
United States.....	225,085	182,388					225,085	267	47,672		487
Alaska.....		1,000						183,388	88,940	160,352	91,874
Total.....	225,085	183,655									
			100,352								
			92,361								

## Grain Crushers. (Dutiable.)

	No.	No.	No.	No.	No.	No.	\$	\$	\$	\$	\$
United Kingdom.....											
United States.....	22	369	198				407		459	1,620	
Total.....	442	369	200				6,166	6,928	6,044	2,170	11,902
RECAPITULATION.											
British Empire.....	22										
Foreign Countries.....	420	369	198				6,166	6,928	6,044	2,170	11,902

No. 19—Imports for Consumption, by Articles and Countries, during Fiscal Years ended March 31, 1914-1918—*Con.*

Imported from—	1914	1915	1916	1917	1918	Imported from—	1914	1915	1916	1917	1918
----------------	------	------	------	------	------	----------------	------	------	------	------	------

## METALS AND MINERALS—Continued.

## IRON AND STEEL—Continued.

## MACHINERY—Continued.

## Hay Presses. (Dutiable.)

United Kingdom.....	No.	No.	No.	No.	No.	United Kingdom.....	\$	\$	\$	\$	\$
United States.....	246	168	145	255	238	United States.....	48,326	29,278	38,043	66,162	59,083
Total.....	246	168	145	255	238	Total.....	48,326	29,278	38,043	66,162	59,083
RECAPITULATION.											
British Empire.....	246	168	145	255	238	British Empire.....	48,326	29,278	38,043	66,162	59,083
Foreign Countries.....						Foreign Countries.....					

## Horse-Powers for Farm Purposes. (Dutiable.)

United Kingdom.....	No.	No.	No.	No.	No.	United Kingdom.....	\$	\$	\$	\$	\$
United States.....	11	4		2	1	United States.....	255	116		90	10
Total.....	11	4		2	1	Total.....	255	116		90	10
British Empire.....						British Empire.....					
Foreign Countries.....	11	4		2	1	Foreign Countries.....	255	116		90	10

## Mining, Smelting and Reducing Machinery, for use Exclusively in Mining or Metallurgical Operations, n.o.p. (Free.)

United Kingdom.....	\$	\$	\$	\$	\$	United Kingdom.....	\$	\$	\$	\$	\$
British Oceania—	58,992	10,707	11,598	17,654	5,721	British Oceania—	58,992	10,707	11,598	18,433	5,721
Australia.....	1,517	6,598		779	5,655	Australia.....	943,192	454,808	595,983	823,804	801,174
Germany.....		703				Germany.....					
Switzerland.....	941,675	447,597	595,983	823,864	798,519	Switzerland.....					
United States.....						United States.....					
Total.....	1,002,184	465,515	607,531	842,297	809,895	Total.....					



Ore Crushers and Rock Crushers, Stamp Mills, Cornish and Belted Rolls, Rock Drills, Air Compressors, and Percussion Coal Cutters. (Dutiable.)

[illegible]

Paper and Pulp-mill Machinery. (Dutiable.)

[illegible]

Portable Machinery, n.o.p., and Parts of. (Dutiable.)

[illegible]

## Presses, Printing and Lithographic. (Dutiable.)

[illegible]

Printing Presses, Newspaper, of not Less Value by Retail than \$1,500 Each, of a Class or Kind not Made in Canada. (Free.)

No.	No. 4	No. 5	No.	No. 1	\$	\$	\$	\$	\$	\$
United Kingdom.....	1									
Switzerland.....	1									
United States.....	105	53	28	64	53	9,059	8,484	14,171		6,327
Total.....	107	57	33	64	54	408,821	334,584	145,015	324,241	213,887
RECAPITULATION.										
British Empire.....	1	4	5		1	9,059	8,484	14,171		6,327
Foreign Countries.....	106	53	28	64	53	472,228	334,584	145,015	324,241	213,887
Total.....						481,287	343,018	159,186	324,241	220,211

No. 19—IMPORTS for Consumption, by Articles and Countries, during Fiscal Years ended March 31, 1914-1918—*Con.*

Imported from—	1914	1915	1916	1917	1918	Imported from—	1914	1915	1916	1917	1918
----------------	------	------	------	------	------	----------------	------	------	------	------	------

METALS AND MINERALS—Continued.  
IRON AND STEEL—Continued.  
MACHINERY—Continued.

## Rolling Mill Machinery. (Dutiable.)

	\$	\$	\$	\$	\$		\$	\$	\$	\$	\$
United Kingdom.....	4,488	2,314	179,687	223,994	415,963	RECAPITULATION.					
United States.....	175,721	108,943	179,687	223,994	415,963	British Empire.....	4,488	2,314			
Total.....	180,209	111,257	179,687	223,994	415,963	Foreign Countries.....	175,721	108,943	179,687	223,994	415,963

Ruling, Folding, Binding, Embossing, Creusing or Cutting Machinery When for Use Exclusively by Printers, Bookbinders and by Manufacturers of Articles Made from Paper or Cardboard, Including Parts Thereof. (Dutiable.)

	\$	\$	\$	\$	\$		\$	\$	\$	\$	\$
United Kingdom.....	13,170	7,761	1,208	1,755	108	RECAPITULATION.					
Germany.....	8,461	4,771				British Empire.....	13,170	7,761	1,208	1,755	108
Switzerland.....	705					Foreign Countries.....	346,109	156,194	158,086	311,525	353,867
United States.....	336,853	151,423	158,086	311,525	353,867						
Total.....	359,279	163,955	159,294	313,280	353,975						

## Saw and Planing Mills, Portable. (Dutiable.)

	No.	No.	No.	No.	No.		\$	\$	\$	\$	\$
United Kingdom.....	1					United Kingdom.....	143				
United States.....	25	19	4	7	120	United States.....	7,436	4,797	3,334	3,270	21,260
Total.....	26	19	4	7	120	- Total.....	7,579	4,797	3,334	3,270	21,260
RECAPITULATION.											
British Empire.....	1					RECAPITULATION.					
Foreign Countries.....	25	19	4	7	120	British Empire.....	143				
						Foreign Countries.....	7,436	4,797	3,334	3,270	21,260

## Saw-Mill Machinery (Dutiable.)

	\$	\$	\$	\$	\$		\$	\$	\$	\$	\$
United Kingdom.....	2,488	2,349	268	1,913	192	RECAPITULATION.					
France.....						British Empire.....	2,488	2,349	268	1,913	
Sweden.....						Foreign Countries.....	228,825	137,148	133,763	186,897	226,889
United States.....	228,825	137,148	133,506	186,897	226,697						
Total.....	231,313	139,497	134,031	188,810	226,889						

## SESSIONAL PAPER No. 10b

## Sewing Machines. (Dutiable.)

United Kingdom.....	No.	No.	No.	No.	No.	No.	\$	\$	\$	\$	\$
Newfoundland.....	1,771	1,099	1,203	992	1,153	United Kingdom.....	26,204	16,686	20,140	16,799	26,000
France.....	1	1	6	1	1	France.....	25	25	66	3	
St. Pierre and Miquelon.....	174	75	14,788	16,041	13,943	St. Pierre and Miquelon.....	3,713	1,574	307,998	361,212	1,538
Germany.....	15,901	14,766	14,788	16,041	13,943	Germany.....	308,768	319,054	307,998	361,212	321,203
United States.....	17,846	15,942	15,997	17,034	15,137	United States.....	336,685	319,344	328,204	381,044	348,741
Total.....	17,846	15,942	15,997	17,034	15,137	Total.....	336,685	319,344	328,204	381,044	348,741
RECAPITULATION.						RECAPITULATION.					
British Empire.....	1,771	1,099	1,203	993	1,153	British Empire.....	26,204	16,686	20,140	16,802	26,000
Foreign Countries.....	16,075	14,843	14,794	16,041	13,984	Foreign Countries.....	310,481	302,653	308,064	364,242	322,741

## Sewing Machines, Parts of. (Dutiable.)

	\$	\$	\$	\$	\$	RECAPITULATION.	\$	\$	\$	\$
United Kingdom.....	8,746	2,584	14,750	21,293	8,894	British Empire.....	8,746	2,584	14,750	21,293
Germany.....	83	57	131	131	131	Foreign Countries.....	105,139	67,188	95,671	145,842
United States.....	105,036	67,131	95,671	145,842	229,528					
Total.....	113,885	69,772	110,421	167,135	238,422					

## Sewing Machine Attachments. (Free.)

	\$	\$	\$	\$	\$	\$	\$	\$	\$	\$	\$	\$	\$
United Kingdom.....	104	7	246										
Germany.....	88	90											
United States.....	38,209	26,353	25,417	39,874	60,774								

## Shovels, Steam and Electric. (Dutiable.)

United Kingdom.....	No.	No.	No.	No.	No.	United Kingdom.....	\$	\$	\$	\$
United States.....	86	21	24	14	21	United States.....	576,402	154,796	99,300	46,363
Total.....	86	21	24	14	21	Total.....	576,402	154,796	99,300	46,441
RECAPITULATION.										
British Empire.....	86	21	24	14	21	British Empire.....	576,402	154,796	99,300	78
Foreign Countries.....						Foreign Countries.....				46,363
										326,017

No. 19—Imports for Consumption, by Articles and Countries, during Fiscal Years ended March 31, 1914-1918—*Cont.*

Imported from—	1914	1915	1916	1917	1918	Imported from—	1914	1915	1916	1917	1918
----------------	------	------	------	------	------	----------------	------	------	------	------	------

## METALS AND MINERALS—Continued.

## IRON AND STEEL—Continued.

## MACHINERY—Continued.

## Threshing Machine Separators. (Dutiable.)

	No.	No.	No.	No.	No.	No.		\$	\$	\$	\$	\$
United Kingdom.....	.....	2	1	1	1	1	United Kingdom.....	.....	2,706	.....	.....	.....
France.....	.....	.....	.....	.....	.....	.....	France.....	.....	.....	87	.....	.....
Germany.....	.....	.....	.....	.....	.....	.....	Germany.....	40	.....	.....	.....	.....
United States.....	1,643	597	1,002	1,979	2,115	2,115	United States.....	926,791	302,495	624,554	1,284,715	1,552,843
Total.....	1,644	599	1,003	1,980	2,115	2,115	Total.....	926,791	305,201	624,641	1,285,393	1,552,843
RECAPITULATION.												
British Empire.....	.....	.....	.....	.....	.....	.....	British Empire.....	.....	2,706	.....	678	.....
Foreign Countries.....	1,644	597	1,003	1,979	2,115	2,115	Foreign Countries.....	926,791	302,495	624,641	1,284,715	1,552,843

## Threshing Machine Separators, Parts of, Including Wind Stackers, Baggers, Weighers and Self-feeders Thereof and Finished Parts Thereof for Repairs, When Imported Separately. (Dutiable.)

	\$	\$	\$	\$	\$	\$		\$	\$	\$	\$	\$
United Kingdom.....	.....	654	480	.....	.....	.....	United Kingdom.....	.....	.....	.....	.....	.....
United States.....	463,407	212,114	287,637	452,595	530,118	530,118	United States.....	.....	654	480	.....	.....
Total.....	463,407	212,768	288,117	452,595	530,118	530,118	Total.....	463,407	212,114	287,637	452,595	530,118

## Traction Engines for Farm Purposes, costing not more than \$1,400 in the Country of Production. (Free.)

	No.	No.	No.	No.	No.	No.		\$	\$	\$	\$	\$
United Kingdom.....	.....	.....	.....	.....	.....	.....	United Kingdom.....	.....	.....	.....	.....	.....
United States.....	.....	.....	.....	.....	.....	1,108	United States.....	.....	.....	.....	.....	1,010,269
Total.....	.....	.....	.....	.....	.....	1,108	Total.....	.....	.....	.....	.....	1,010,269
RECAPITULATION.												
British Empire.....	.....	.....	.....	.....	.....	.....	British Empire.....	.....	.....	.....	.....	.....
Foreign Countries.....	.....	.....	.....	.....	.....	1,108	Foreign Countries.....	.....	.....	.....	.....	1,010,269



## SESSIONAL PAPER No. 10b

Traction Engines, parts of, such as Automobile Traction Attachments for Farm Purposes. (Free.)

United Kingdom.....	\$	\$	\$	\$	\$	\$	\$	\$	\$
United States.....									
Total.....									77,195
British Empire.....									
Foreign Countries.....									77,195

Traction Ditching (Not Ploughs) for Tile Drainage on Farms, Valued by Retail at Not More Than \$3,000 Each. (Free.)

United Kingdom.....	No.	No.	No.	No.	No.	No.	\$	\$	\$
United States.....	142	31	31	31	19	21	61,655	78,768	80,116
Total.....	142	31	31	31	19	21	61,655	78,768	80,116
RECAPITULATION.									
British Empire.....	142	31					61,655	78,768	80,116
Foreign Countries.....					19	21			

Type-casting and Typesetting Machines, and Parts Thereof, Adapted for use in Printing Offices. (Dutiable to May 13, 1913, Free Thereafter.)

United Kingdom.....	\$	\$	\$	\$	\$	\$	\$	\$	\$
United States.....	6,159	237	299	283	50	50	6,159	237	283
Total.....	758,735	478,941	316,406	660,942	601,683	601,683	758,735	478,941	316,107
RECAPITULATION.									
British Empire.....	764,894	470,178	316,406	660,942	601,733	601,733	758,735	478,941	316,107
Foreign Countries.....									

Type-making Accessories for Printing Presses. (Dutiable.)

United Kingdom.....	\$	\$	\$	\$	\$	\$	\$	\$	\$
Germany.....	362				3				
United States.....	1,749				14,948	12,669	362	31,750	6,657
Total.....	23,986	31,750	6,657	6,657	14,951	12,669	25,735	31,750	6,657
RECAPITULATION.									
British Empire.....	26,097	31,750	6,657	6,657	14,951	12,669	362	31,750	6,657
Foreign Countries.....									

Typewriting Machines. (Dutiable.)

United Kingdom.....	No.	No.	No.	No.	No.	No.	\$	\$	\$
Newfoundland.....	43	35	5	3	2	2	1,279	1,510	116
United States.....	12,144	7,223	7,098	12,670	12,545	12,545	731,259	401,046	377,024
Total.....	12,196	7,269	7,109	12,674	12,549	12,549	732,538	402,556	377,140
RECAPITULATION.									
British Empire.....	52	46	11	4	4	4	1,660	1,600	258
Foreign Countries.....	12,144	7,223	7,098	12,670	12,545	12,545	731,259	401,046	377,024

No. 19—IMPORTS for Consumption, by Articles and Countries, during Fiscal Years ended March 31, 1914-1918—*Con.*

Imported from—	1914	1915	1916	1917	1918	Imported from—	1914	1915	1916	1917	1918
METALS AND MINERALS—Continued.											
IRON AND STEEL—Continued.											
MACHINERY—Concluded.											
Washing Machines, Domestic. (Dutiable.)											
United Kingdom.....	No. 56	No. 17	No. 42	No.	No.	United Kingdom.....	\$ 613	\$ 42	\$ 323	\$	\$ 15
United States.....	9,225	7,667	6,547	11,252	17,503	United States.....	83,122	62,665	71,750	159,377	330,752
Total.....	9,281	7,684	6,589	11,252	17,509	Total.....	83,735	62,707	72,073	159,377	330,767
RECAPITULATION.											
British Empire.....	56	17	42		1	British Empire.....	613	42	323		15
Foreign Countries.....	9,225	7,667	6,547	11,252	17,503	Foreign Countries.....	83,122	62,665	71,750	159,377	330,752
Well-digging Machinery and Apparatus of a Class or Kind not Made in Canada for Drilling for Water, Natural Gas or Oil and for Prospecting for Minerals, not Including Motive Power. (Free.)											
United Kingdom.....	\$	\$	\$	\$	\$	United Kingdom.....	\$	\$	\$	\$	\$
United States.....	27,129	214,379	7,095	2,895	5,307	United States.....					
Total.....	27,129	214,379	7,095	2,895	5,307	Total.....	27,129	214,379	7,095	2,895	5,307
Windmills and Complete Parts Thereof. (Dutiable.)											
United Kingdom.....	\$	\$	\$ 14	\$	\$	United Kingdom.....	\$	\$	\$	\$	\$
United States.....	48,930	45,653	45,921	52,056	81,706	United States.....					
Total.....	48,930	45,653	45,935	52,056	81,706	Total.....	48,930	45,653	45,921	52,056	81,706
Other Machinery, Composed Wholly or in Part of Iron or Steel n.o.p., and Iron or Steel Integral Parts of Machinery. (Dutiable.)											
United Kingdom.....	\$	\$	\$	\$	\$	United Kingdom.....	\$	\$	\$	\$	\$
British Oceania—	1,701,821	992,081	302,270	311,503	273,726	British Oceania—					
Australia.....	482	810		110		Australia.....	26	136	94	335	233
British West Indies.....			1,354			Netherlands.....		711			
Newfoundland.....	25	300		292		Spain.....		1,341			
Austria-Hungary.....	8,057	1,081				Sweden.....	6,438	62,395	1,192	759	5,945
Belgium.....	1,076	49				Switzerland.....	49,257	45,588	45,588	8,473	14,649,179
Cuba.....				35,000		United States.....	12,811,266	8,091,041	12,140,216	18,538,275	14,649,179
Denmark.....	2,056					Total.....	14,822,257	9,265,037	12,496,589	18,895,761	14,913,662
France.....	78,920	4,604	1,995		168						

## SESSIONAL PAPER No. 10b

TOTAL MACHINERY. (Dutiable and Free.)									
	\$	\$	\$	\$	\$	\$	\$	\$	\$
St. Pierre and Miquelon.....	162,806	109,570	248	50	14,411	RECAPITULATION.	1,702,328	993,191	311,905
Germany.....	21	933	3,597	964	.....	British Empire.....	13,119,929	8,271,866	18,583,856
Italy.....	.....	.....	.....	.....	.....	Foreign Countries.....	.....	.....	12,192,935
United Kingdom.....	2,785,282	1,316,688	632,958	656,773	588,091	Netherlands.....	.....	.....	.....
British Oceania—	.....	.....	.....	.....	.....	Norway.....	.....	.....	.....
Australia.....	482	810	1,384	889	487	Spain.....	6	711	440
British West Indies.....	656	393	142	620	40	Sweden.....	6,438	1,449	759
Newfoundland.....	16,869	1,081	.....	.....	.....	Switzerland.....	66,792	46,468	8,488
Austria-Hungary.....	14,519	146	.....	.....	.....	United States.....	25,956,955	14,865,276	33,154,462
Belgium.....	.....	.....	.....	.....	.....	Alaska.....	1,000	1,000	.....
France.....	.....	.....	.....	.....	.....	Total.....	29,191,616	16,422,225	33,859,689
Denmark.....	2,056	7,741	2,148	679	360	RECAPITULATION.	.....	.....	.....
St. Pierre and Miquelon.....	96,619	10	5	50	21,604	British Empire.....	2,786,420	1,317,891	658,282
Germany.....	248,114	158,727	248	1,274	.....	Foreign Countries.....	26,405,196	15,104,334	33,201,407
Italy.....	21	933	3,597	.....	233	.....	.....	.....	.....
Japan.....	26	136	94	335	.....	.....	.....	.....	.....
Total.....	89,585	31,688	12,554	25,651	26,726	.....	.....	.....	.....
RECAPITULATION.	.....	.....	.....	.....	.....	.....	.....	.....	.....
United Kingdom.....	68,230	24,283	.....	.....	.....	.....	.....	.....	.....
Germany.....	8,125	7,405	12,554	25,651	26,726	.....	.....	.....	.....
Sweden.....	13,230	.....	.....	.....	.....	.....	.....	.....	.....
United States.....	.....	.....	.....	.....	.....	.....	.....	.....	.....
Total.....	89,585	31,688	12,554	25,651	26,726	.....	.....	.....	.....
RECAPITULATION.	.....	.....	.....	.....	.....	.....	.....	.....	.....
British Empire.....	89,585	31,688	12,554	25,651	26,726	.....	.....	.....	.....
Foreign Countries.....	.....	.....	.....	.....	.....	.....	.....	.....	.....
Total.....	89,585	31,688	12,554	25,651	26,726	.....	.....	.....	.....

## NAIL RODS, ROLLED, UNDER HALF AN INCH IN DIAMETER OR WIDTH, FOR THE MANUFACTURE OF HORSESHOE NAILS. (Free.)

	Cwt.	Cwt.	Cwt.	Cwt.	Cwt.	\$	\$	\$	\$
United Kingdom.....	68,230	24,283	.....	.....	.....	72,495	.....	.....	.....
Germany.....	8,125	7,405	12,554	25,651	26,726	17,759	57,352	.....	.....
Sweden.....	13,230	.....	.....	.....	.....	32,319	14,745	25,659	62,958
United States.....	.....	.....	.....	.....	.....	.....	.....	.....	.....
Total.....	89,585	31,688	12,554	25,651	26,726	122,573	72,097	25,659	62,958
RECAPITULATION.	.....	.....	.....	.....	.....	.....	.....	.....	.....
British Empire.....	89,585	31,688	12,554	25,651	26,726	122,573	72,097	25,659	62,958
Foreign Countries.....	.....	.....	.....	.....	.....	.....	.....	.....	.....
Total.....	89,585	31,688	12,554	25,651	26,726	122,573	72,097	25,659	62,958

## NAILS, BRADS, SPIKES AND TACKS OF ALL KINDS, N.O.P. (Dutiable.)

	Lb.	Lb.	Lb.	Lb.	Lb.	\$	\$	\$	\$
United Kingdom.....	86,695	72,005	10,031	5,829	933	5,943	3,395	663	1,069
Newfoundland.....	100	105	.....	.....	.....	.....	35	.....	.....
Austria-Hungary.....	1,000	.....	.....	.....	.....	76	.....	.....	.....
Belgium.....	880	415	616	.....	.....	146	171	208	.....
France.....	36,911	9,055	.....	.....	.....	4,294	1,205	.....	.....
Germany.....	.....	.....	.....	.....	.....	.....	417	.....	.....
Japan.....	.....	.....	.....	.....	.....	.....	.....	.....	.....
Norway.....	519,929	439,541	273,748	396,366	304,759	32,721	27,164	26,516	50,953
United States.....	.....	.....	.....	.....	.....	.....	.....	.....	.....
Total.....	645,515	529,371	284,395	401,197	305,712	43,185	39,387	27,387	52,023
RECAPITULATION.	.....	.....	.....	.....	.....	.....	.....	.....	.....
British Empire.....	86,795	72,005	10,031	5,829	933	5,948	3,395	663	1,069
Foreign Countries.....	558,720	457,366	274,364	395,368	304,759	37,237	28,992	26,724	50,954
Total.....	645,515	529,371	284,395	401,197	305,712	43,185	39,387	27,387	52,023

No. 19—IMPORTS for Consumption, by Articles and Countries, during Fiscal Years ended March 31, 1914-1918—*Con.*

Imported from—	1914	1915	1916	1917	1918
United Kingdom.....	Cwt. 332	Cwt. 5	Cwt. 6	Cwt. 1	Cwt. 19
Newfoundland.....	3,535	4,684	878	458	12
United States.....	3,867	4,689	887	400	1,946
Total.....	332	5	9	2	57
RECAPITULATION.	3,535	4,684	878	458	1,946
British Empire.....	332	5	9	2	57
Foreign Countries.....	3,535	4,684	878	458	1,946

METALS AND MINERALS—Continued.

IRON AND STEEL—Continued.

NAILS AND SPIKES, CUT (ORDINARY BUILDERS'). (Dutiable.)

NAILS, SPIKES, COMPOSITION AND SHEATING NAILS. (Dutiable.)

Imported from—	1914	1915	1916	1917	1918
United Kingdom.....	Lb. 3,108	Lb. 3,016	Lb. 2,300	Lb. 17,835	Lb. 348
Newfoundland.....	398,565	131,782	124,525	11,379	11,509
United States.....	401,673	134,798	124,525	13,679	11,857
Total.....	3,108	3,016	2,300	17,835	348
RECAPITULATION.	398,565	131,782	124,525	11,379	11,509
British Empire.....	3,108	3,016	2,300	17,835	348
Foreign Countries.....	398,565	131,782	124,525	11,379	11,509

NAILS, WIRE, or ALL KINDS, N.O.P. (Dutiable.)

Imported from—	1914	1915	1916	1917	1918
United Kingdom.....	Cwt. 54	Cwt. 29	Cwt. 13	Cwt. 4	Cwt. 5
Newfoundland.....	27,071	18,000	10,612	86,872	189,950
United States.....	27,125	18,029	10,625	86,876	189,956
Total.....	54	29	13	4	6
RECAPITULATION.	27,071	18,000	10,612	86,872	189,950
British Empire.....	54	29	13	4	6
Foreign Countries.....	27,071	18,000	10,612	86,872	189,950



NUTS, RIVETS AND BOLTS, WITH OR WITHOUT THREADS, AND NUT, BOLT AND HINGE PLANKS, AND T AND STRAP HINGES OF ALL KINDS, N.O.P. (Datable.)

NUTS, RIVETS AND BOLTS WITH OR WITHOUT THREADS, NUT AND BOLT BLANKS. (Dutiable.)

	Cwt.	Cwt.	Cyt.	Cwt.	Cwt.	Cwt.	\$	\$	\$	\$	\$	\$
United Kingdom.....						608						2,975
United States.....						66,848						638,161
Total .....						67,456						641,136
<b>RECAPITULATION.</b>												
British Empire.....						608						2,975
Foreign Countries.....						66,848						638,161

No. 19—Imports for Consumption, by Articles and Countries, during Fiscal Years ended March 31, 1914-1918—*Con.*

Imported from —	1914	1915	1916	1917	1918	Imported from —	1914	1915	1916	1917	1918
METALS AND MINERALS —Continued.											
IRON AND STEEL—Continued.											
ONE, IRON. (Free to Feb. 12th, 1915. Dutiable thereafter.)											
United Kingdom.....	Ton. 500	Ton. 24	Ton. 811,513	Ton. 890,601	Ton. 502	United Kingdom.....	\$ 502	\$ 374,230	\$ 782,403	\$ 990,486	\$ 934,550
Newfoundland.....	886,204	374,230	811,513	890,601	886,204	Newfoundland.....	886,204	374,230	782,403	990,486	934,550
Norway.....	7,254	7,254	1,011,634	890,601	886,204	Norway.....	886,204	374,230	782,403	990,486	934,550
Persia.....	25	25	1,206,913	1,312,905	3,160,664	Persia.....	3,160,664	1,739,210	1,735,322	3,342,171	4,159,789
United States.....	1,105,413	674,215	784,458	1,312,905	3,160,664	United States.....	3,160,664	1,739,210	1,735,322	3,342,171	4,159,789
Total.....	1,972,207	1,055,724	1,595,995	2,203,506	4,027,460	Total.....	4,027,460	2,138,398	2,518,286	4,332,657	5,094,339
RECAPITULATION.											
British Empire.....	886,794	374,230	811,537	890,601	886,796	British Empire.....	886,796	374,230	782,964	990,486	934,550
Foreign Countries.....	1,105,413	681,404	784,458	1,306,913	3,160,664	Foreign Countries.....	3,160,664	1,764,168	1,735,322	3,342,171	4,159,789
Pig Iron. (Dutiable.)											
United Kingdom.....	Ton. 11	Ton. 342	Ton. 588	Ton. 342	Ton. 344,438	United Kingdom.....	\$ 344,438	\$ 105,842	\$ 9,695	\$ 6,202	\$ 605
China.....	342	342	420	420	342	China.....	342	420	420	8,487	8,487
United States.....	84,660	50,378	49,929	58,934	84,660	United States.....	2,328,503	620,147	726,150	1,306,244	2,875,418
Total.....	194,376	58,911	50,517	59,606	84,671	Total.....	2,672,941	725,989	735,845	1,321,023	2,876,026
RECAPITULATION.											
British Empire.....	22,100	8,533	588	342	344,438	British Empire.....	344,438	105,842	9,695	6,202	608
Foreign Countries.....	172,276	50,378	49,929	59,354	2,328,503	Foreign Countries.....	2,328,503	620,147	726,150	1,314,731	2,875,418
Pig Iron (CHARCOAL.) (Dutiable.)											
United Kingdom.....	Ton. 957	Ton. 25	Ton. 275	Ton. 692	Ton. 458	United Kingdom.....	\$ 12,904	\$ 275	\$ 5,433	\$ 15,858	\$ 14,749
United States.....	957	25	275	692	458	United States.....	12,904	275	5,433	15,858	14,749
Total.....	957	25	275	692	458	Total.....	12,904	275	5,433	15,858	14,749
RECAPITULATION.											
British Empire.....	957	25	275	692	458	British Empire.....	12,904	275	5,433	15,858	14,749
Foreign Countries.....						Foreign Countries.....					

### PIPE FITTINGS FOR IRON AND STEEL PIPE OF EVERY DESCRIPTION. (Dutiable.)

PIPE, IRON OR STEEL, NOT BUTT OR LAP WELDED, AND WIREBOUND WOODEN PIPE, NOT LESS THAN THIRTY INCHES INTERNAL DIAMETER, WHEN FOR USE EXCLUSIVELY IN ALLUVIAL GOLD MINING. (Dutiable.)

PIPE, WOODEN, WIRE-BOUND, N.O.P. (Dutiable.)

PLATES. BOILER. NOT LESS THAN 30 INCHES IN WIDTH AND NOT LESS THAN  $\frac{1}{4}$  INCH IN THICKNESS, FOR THE MANUFACTURE OF BOILERS. (FROG.)

	Cwt.	Cwt.	Cwt.	Cwt.	Cwt.	\$	\$	\$	\$
United Kingdom.....	10,599	2,231	81			19,479	3,484	188	
Belgium.....	865	34				43			
Germany.....	2,121	25				4,013	53		
United States.....	398,248	102,374	117,084	160,779	151,527	635,877	143,335	184,556	835,557
Total.....	411,833	104,664	117,165	160,779	151,527	690,510	146,915	184,724	835,557
<b>RECAPITULATION.</b>									
British Empire.....	10,509	2,231	81			19,479	3,484	188	
Foreign Countries.....	401,234	102,433	117,084	160,779	151,527	641,031	143,431	184,556	835,557

## No. 19—Imports for Consumption, by Articles and Countries, during Fiscal Years ended March 31, 1914-1918—Con.

Imported from—	1914	1915	1916	1917	1918	Imported from—	1914	1915	1916	1917	1918
METALS AND MINERALS—Continued.											
IRON AND STEEL—Continued.											
PLATES, ROLLED, NOT LESS THAN 30 INCHES IN WIDTH AND NOT LESS THAN $\frac{1}{4}$ INCH IN THICKNESS N.O.P. (Dutiable.)											
United Kingdom.....	Cwt. 25,143	Cwt. 11,717	Cwt. ....	Cwt. 627	Cwt. ....	United Kingdom.....	\$ 43,501	\$ 14,882	\$ .....	\$ 1,925	\$ .....
Belgium.....	16,590	1,553	.....	.....	.....	Belgium.....	22,562	1,604	.....	.....	.....
Germany.....	8,018	60	.....	.....	.....	Germany.....	10,711	67	.....	.....	.....
United States.....	1,046,956	431,299	547,128	477,058	257,662	United States.....	1,536,956	638,756	907,793	1,577,480	1,024,965
Total.....	1,096,647	444,629	547,128	477,655	257,662	Total.....	1,613,730	655,309	907,793	1,579,485	1,024,965
RECAPITULATION.											
British Empire.....	25,143	11,717	.....	627	.....	British Empire.....	43,501	14,882	.....	1,925	.....
Foreign Countries.....	1,071,504	432,912	547,128	477,058	257,662	Foreign Countries.....	1,570,229	640,427	907,793	1,577,480	1,024,965

PLATES OR SHEETS, STEEL, COLD ROLLED, WITH SHEARED EDGES, OVER 14 GAUGE, NOT LESS THAN  $1\frac{1}{2}$  IN. WIDE, FOR MANUFACTURE OF MOWER BARS, HINGES, TYREWRITERS AND SEWING MACHINES (Dutiable.)

United Kingdom.....	Cwt. 25	Cwt. ....	Cwt. ....	Cwt. ....	Cwt. ....	United Kingdom.....	\$ 62	\$ .....	\$ .....	\$ .....	\$ .....
United States.....	10,910	7,435	10,257	12,468	5,328	United States.....	21,520	16,432	25,407	46,971	27,491
Total.....	10,935	7,435	10,257	12,468	5,328	Total.....	21,582	16,432	25,407	46,971	27,491
RECAPITULATION.											
British Empire.....	25	.....	.....	.....	.....	British Empire.....	62	.....	.....	.....	.....
Foreign Countries.....	10,910	7,435	10,257	12,468	5,328	Foreign Countries.....	21,520	16,432	25,407	46,971	27,491

PLATES OR SHEETS, ROLLED, SHEARED OR UNSHEARED, AND SKELP IRON OR STEEL SHEARED OR ROLLED IN GROOVES, N.O.P. (Dutiable.)

United Kingdom.....	Cwt. 50,824	Cwt. 9,291	Cwt. 1,621	Cwt. 14	Cwt. ....	United Kingdom.....	\$ 92,445	\$ 14,095	\$ 6,255	\$ 66	\$ .....
Belgium.....	22,200	2,808	.....	.....	.....	Belgium.....	28,454	3,163	.....	.....	.....
Germany.....	10,125	707	.....	.....	.....	Germany.....	13,907	580	.....	.....	.....
Netherlands.....	155	.....	.....	167	.....	Netherlands.....	292	.....	.....	81	.....
United States.....	723,988	274,183	343,278	471,757	141,357	United States.....	1,131,427	407,197	558,518	1,531,831	590,659
Total.....	807,322	286,989	344,899	471,838	141,357	Total.....	1,269,405	425,315	564,803	1,531,978	590,659
RECAPITULATION.											
British Empire.....	50,824	9,291	1,621	14	.....	British Empire.....	92,445	14,095	6,255	66	.....
Foreign Countries.....	756,498	277,698	343,278	471,824	141,357	Foreign Countries.....	1,177,050	411,220	558,518	1,531,912	590,659



## SESSIONAL PAPER No. 10b

PLATE, STEEL, UNIVERSAL MILL OR ROLLED EDGE PLATES OVER 12 INCHES WIDE, FOR USE IN THE MANUFACTURE OF BRIDGES OR OF STRUCTURAL WORK OR IN CASE CONSTRUCTION: (Dutiable.)

	Cwt.	Cwt.	Cwt.	Cwt.	Cwt.	Cwt.	\$	\$	\$	\$
United Kingdom.....	61,029	4,708					94,870	5,387		
Belgium.....	38,251						54,356			
Germany.....	10,838						13,312			
Netherlands.....	2,482						3,362			
United States.....	1,042,047	439,671	500,704	430,072	263,502		1,406,622	641,575	1,409,191	1,121,225
Total.....	1,155,247	444,379	500,704	430,072	263,502		1,624,674	646,962	1,409,191	1,121,225
RECAPITULATION.										
British Empire.....	61,029	4,708					94,870	5,387		
Foreign Countries.....	1,094,218	439,671	500,704	430,072	263,502		1,539,795	641,575	1,409,191	1,121,225

PLOUGH PLATES OR SHARES OR MOULD BOARDS, LAND SIDES AND OTHER PLATES FOR AGRICULTURAL IMPLEMENTS, CUT TO SHAPE FROM ROLLED PLATES OF STEEL BUT NOT MOULDED, PUNCHED, POLISHED OR OTHERWISE MANUFACTURED. (Free.)

	Cwt.	Cwt.	Cwt.	Cwt.	Cwt.	Cwt.	\$	\$	\$	\$
United Kingdom.....	218						301			
Belgium.....	16						23			
France.....	77,622	50,681	88,004	119,858	138,348		227,194	135,425	241,762	518,388
United States.....										
Total.....	77,856	50,681	88,008	119,858	138,348		227,518	135,425	241,799	518,388
RECAPITULATION.										
British Empire.....										
Foreign Countries.....	77,856	50,681	88,004	119,858	138,348		227,518	135,425	241,762	518,388

PUMPS, HAND, N.O.F. (Dutiable.)

	No.	No. 239	No. 47	No. 4	No. 3	\$	\$	\$	\$	\$
United Kingdom.....	628					2,176	1,045		700	228
Austria-Hungary.....										
Belgium.....	110					222				
Germany.....	8,589	1,788				21,279	3,882			
Norway.....	25						116			
United States.....	17,556	16,961	26,506	26,299	33,640	88,560	98,840	133,047	169,757	238,296
Total.....	26,883	19,013	26,553	26,303	33,643	112,237	103,883	134,647	169,985	238,816
RECAPITULATION.										
British Empire.....	628	239	47	4	3	2,176	1,045	700	228	520
Foreign Countries.....	25,955	18,774	26,506	26,299	33,640	110,061	102,838	133,947	169,757	238,296

No. 19—Imports for Consumption, by Articles and Countries, during Fiscal Years ended March 31, 1914-1918—Con.

Imported from—	1914	1915	1916	1917	1918	Imported from—	1914	1915	1916	1917	1918
METALS AND MINERALS—Continued.											
IRON AND STEEL—Continued.											
PUMPS, POWER AND PARTS OF. (Dutiable.)											
United Kingdom.....	No. 112	No. 133	No. 58	No. 49	No. 23	United Kingdom.....	\$ 39,430	\$ 41,288	\$ 19,582	\$ 12,005	\$ 14,551
Newfoundland.....	.....	.....	.....	.....	1	Newfoundland.....	.....	.....	.....	.....	100
France.....	.....	.....	.....	21	.....	France.....	.....	.....	.....	718	.....
Germany.....	.....	.....	.....	.....	.....	Germany.....	.....	.....	.....	.....	.....
Sweden.....	1	2	.....	.....	.....	Sweden.....	93	7,925	.....	166	.....
Switzerland.....	2	3,041	.....	3	.....	Switzerland.....	306	56	.....	6,702	251
United States.....	2,012	.....	4,435	6,237	6,065	United States.....	304,405	440,606	618,198	934,918	724,453
Total.....	2,127	3,177	4,493	6,310	6,090	Total.....	344,324	480,875	637,780	954,599	739,355
RECAPITULATION.											
British Empire.....	112	133	58	49	24	British Empire.....	39,430	41,288	19,582	12,005	14,551
Foreign Countries.....	2,015	3,044	4,435	6,261	6,066	Foreign Countries.....	304,894	448,587	618,198	942,504	724,704

RAILS FOR RAILWAYS AND TRAMWAYS. (Dutiable.)

United Kingdom.....	Ton. 650	Ton. 148	Ton. ....	Ton. 3	Ton. 1	United Kingdom.....	\$ 18,655	\$ 4,337	\$ 122	\$ 32
Germany.....	85	.....	.....	.....	.....	Germany.....	2,280	.....	.....	.....
United States.....	178,321	27,555	10,747	14,277	15,671	United States.....	4,901,851	704,468	308,188	463,633
Total.....	179,056	27,703	10,747	14,280	15,672	Total.....	4,922,795	708,805	308,188	463,755
RECAPITULATION.						RECAPITULATION.				
British Empire.....	650	148	.....	3	1	British Empire.....	18,655	4,337	122	32
Foreign Countries.....	178,406	27,555	10,747	11,277	15,671	Foreign Countries.....	4,904,140	704,468	308,188	463,633
										637,740

RAILWAY FISH-PLATES. (Dutiable.)

United Kingdom.....	Ton. 27	Ton. 4	Ton. ....	Ton. 9	Ton. ....	United Kingdom.....	\$ 1,042	\$ 443	\$ 516	\$ .....	
Germany.....	3	.....	.....	.....	.....	Germany.....	78	.....	.....	.....	
United States.....	3,657	2,938	1,144	2,313	2,108	United States.....	155,840	112,853	49,611	108,171	
Total.....	3,687	2,942	1,144	2,322	2,108	Total.....	155,960	113,296	49,611	108,687	
RECAPITULATION.						RECAPITULATION.					
British Empire.....	27	4	.....	9	.....	British Empire.....	1,042	443	516	.....	
Foreign Countries.....	3,660	2,938	1,144	2,313	2,108	Foreign Countries.....	155,918	112,853	49,611	108,171	
										144,498	

## SESSIONAL PAPER No. 10b

## RAILWAY SPIKES. (Dutiable.)

	Cwt.	Cwt.	Cwt.	Cwt.	Cwt.		\$	\$	\$	\$
United Kingdom.....	81	129	100	17,118	17,118	United Kingdom.....	292	203	203	64,626
United States.....	93,039	54,671	16,138	12,610	12,610	United States.....	82,355	27,410	27,410	35,587
Total.....	93,120	54,800	16,238	12,610	12,610	Total.....	82,647	27,613	27,613	64,626
RECAPITULATION.						RECAPITULATION.				
British Empire.....	81	129	100	17,118	17,118	British Empire.....	292	203	203	64,626
Foreign Countries.....	93,039	54,671	16,138	12,610	12,610	Foreign Countries.....	82,355	27,410	27,410	35,587

## RAILWAY SWITCHES, FROGS, CROSSINGS AND INTERSECTIONS. (Dutiab.)

[illegible]

## RAILWAY TIE-PLATES. (Dutiable.)

	Ton.	Ton.	Ton.	Ton.	Ton.	\$	\$	\$	\$	\$	\$
United Kingdom.....	2,013	490	246	1,195	1,302	78,794	18,023	10,938	51,626	89,887	89,887
United States.....	2,013	490	246	1,195	1,302	78,794	18,023	10,938	51,626	89,887	89,887
Total.....	2,013	490	246	1,195	1,302	78,794	18,023	10,938	51,626	89,887	89,887
RECAPITULATION.											
British Empire.....	2,013	490	246	1,195	1,302	78,794	18,023	10,938	51,626	89,887	89,887
Foreign Countries.....	2,013	490	246	1,195	1,302	78,794	18,023	10,938	51,626	89,887	89,887
Total.....	2,013	490	246	1,195	1,302	78,794	18,023	10,938	51,626	89,887	89,887

## ROLLS OF CHILLED IRON OR STEEL. (Dutiable.)

	Cwt.	Cwt.	Cwt.	Cwt.	Cwt.	\$	\$	\$	\$
United Kingdom.....	777	200	2,468	1,426	2,066	2,134	745	6,689	8,213
United States.....	3,510	569	2,468	1,426	2,066	10,246	1,658	7,353	8,213
Total.....	4,287	769	2,468	1,426	2,066	12,380	2,403	7,353	8,213
RECAPITULATION.									
British Empire.....	777	200	2,468	1,426	2,066	2,134	745	6,689	8,213
Foreign Countries.....	3,510	569	2,468	1,426	2,066	10,246	1,658	7,353	8,213

No. 19—IMPORTS for Consumption, by Articles and Countries, during Fiscal Years ended March 31, 1914-1918—*Con.*

Imported from—	1914	1915	1916	1917	1918	Imported from—	1914	1915	1916	1917	1918
<p style="text-align: center;">METALS AND MINERALS—Continued. IRON AND STEEL—Continued.</p> <p style="text-align: center;">SAD OR SMOOTHING, HATERS' AND TAILORS' IRONS, NOT PLATED. (Dutiable.)</p>											
United Kingdom.....	\$ 49	\$ 141	\$ 40	\$	\$	RECAPITULATION.	\$	\$	\$	\$	\$
Germany.....	24	17				British Empire.....	49	141			
United States.....	7,067	3,450	4,310	7,097	3,659	Foreign Countries.....	7,091	3,467	40		
Total.....	7,140	3,608	4,350	7,097	3,659				4,310	7,097	3,659
<p style="text-align: center;">SAFES AND DOORS FOR SAFES AND VAULTS. (Dutiable.)</p>											
United Kingdom.....	\$ 4,531	\$ 145	\$ 27	\$	\$ 16	RECAPITULATION.	\$	\$	\$	\$	\$
Germany.....	73	73				British Empire.....	4,531	145			16
United States.....	167,397	105,746	59,492	43,767	45,873	Foreign Countries.....	167,470	165,746	59,492	43,767	45,873
Total.....	172,001	165,891	59,519	43,767	45,889						
<p style="text-align: center;">SCALES, BALANCES AND WEIGHING BEAMS AND STRENGTH-TESTING MACHINES. (Dutiable.)</p>											
United Kingdom.....	\$ 4,919	\$ 2,519	\$ 4,904	\$ 1,283	\$ 420	United States.....	\$ 144,454	\$ 86,148	\$ 79,708	\$ 139,941	\$ 198,715
Hong Kong.....	11	41	24	18	23	Total.....	152,624	90,487	85,448	141,992	199,158
Austria-Hungary.....	306	3		1		RECAPITULATION.					
China.....	3	188	317			British Empire.....	4,930	2,560	4,928	1,301	443
France.....	422	862				Foreign Countries.....	147,694	87,927	80,520	140,691	198,715
Germany.....	1,620			1							
Japan.....				748							
Netherlands.....	889	726	495								
<p style="text-align: center;">SCRAP-IRON AND SCRAP-STEEL, OLD AND FIT ONLY TO BE RE-MANUFACTURED, RECOVERED FROM ANY VESSEL WRECKED IN CANADIAN WATERS. (Free.)</p>											
United Kingdom.....	Cwt. 60	Cwt.	Cwt.	Cwt.	Cwt.	United Kingdom.....	\$	\$	\$	\$	\$
Newfoundland.....						Newfoundland.....	66				
Denmark.....			586			Denmark.....			341		



## SESSIONAL PAPER No. 106

United States.....	14	9,604	586	950	150	United States.....	10	2,100	350	330
Total.....	74	9,604	586	950	150	Total.....	76	2,100	350	330
RECAPITULATION.						RECAPITULATION.				
British Empire.....	60		586			British Empire.....	60			
Foreign Countries.....	14	9,604		950	150	Foreign Countries.....	10	2,100	350	330

SCLAP, CAST. (Dutiable.)

United Kingdom.....	Ton.	Ton.	Ton.	Ton.	Ton.	United Kingdom.....	\$	\$	\$	\$
British Guiana.....	768	177		3		British Guiana.....	9,213	2,083		15
British West Indies.....	30	38				British West Indies.....	166	558		
Newfoundland.....	16			3	4	Newfoundland.....	192			36
France—						France—				
St. Pierre and Miquelon.....	25			52		St. Pierre and Miquelon.....	306			260
United States.....	37,980	5,507	5,033	2,578	4,470	United States.....	481,500	60,940	58,305	39,800
Puerto Rico.....				42		Puerto Rico.....				392
Total.....	38,819	5,722	5,033	2,678	4,474	Total.....	491,377	63,581	58,305	40,503
RECAPITULATION.						RECAPITULATION.				
British Empire.....	814	215		6	4	British Empire.....	9,571	2,641		51
Foreign Countries.....	38,005	5,507	5,033	2,672	4,470	Foreign Countries.....	481,806	60,940	58,305	40,452

SCLAP, WROUGHT, BEING WASTE OR REFUSE, INCLUDING PUNCHINGS, CUTTINGS AND CLIPPINGS OF IRON OR STEEL PLATES OR SHEETS, HAVING BEEN IN ACTUAL USE; CHOP ENDS OF TIN PLATE BAUS, BLOOMS AND RAILS THE SAME NOT HAVING BEEN IN ACTUAL USE. (Dutiable.)

United Kingdom.....	Cwt.	Cwt.	Cwt.	Cwt.	Cwt.	United Kingdom.....	\$	\$	\$	\$
British Guiana.....	8,704	40		130		British Guiana.....	6,563	22		91
British West Indies.....	2,303	818				British West Indies.....	587	180		
Newfoundland.....	19,555	1,184				Newfoundland.....	7,824	890		
France—						France—				
St. Pierre and Miquelon.....	2,903	930		20		St. Pierre and Miquelon.....	1,350	270	10	728
Sweden.....				1,345		Sweden.....	595,222	140,707	59,889	241,103
United States.....	831,795	216,689	94,741	266,935	193,680	United States.....				229,780
Total.....	865,260	223,806	99,199	291,557	197,027	Total.....	611,546	143,222	61,529	254,662
RECAPITULATION.						RECAPITULATION.				
British Empire.....	30,562	6,187	3,093	22,802	3,317	British Empire.....	14,974	2,140	928	9,831
Foreign Countries.....	834,698	217,619	96,106	268,755	193,680	Foreign Countries.....	596,572	141,076	60,601	244,831



## SESSIONAL PAPER No. 10b

SHAFTING, ROUND, STEEL, IN BARS, NOT EXCEEDING 2½ INCHES IN DIAMETER. (Dutiable.)

	Cwt.	Cwt.	Cwt.	Cwt.	Cwt.	United Kingdom.....	\$	\$	\$	\$	\$
United Kingdom.....	869	908	37			Sweden.....	1,729	2,172	96		
Sweden.....	30					Switzerland.....	103	80			
Switzerland.....	20					United States.....	149,431	35,857	75,334	281,968	310,096
United States.....	82,924	19,614	29,581	71,634	70,003	Total.....	151,263	38,109	75,430	281,968	310,096
Total.....	83,823	20,542	29,618	71,634	70,003	RECAPITULATION.					
RECAPITULATION.						British Empire.....	1,729	2,172	96		
British Empire.....	869	908	37			Foreign Countries.....	149,534	35,937	75,334	281,968	310,096
Foreign Countries.....	82,954	19,634	29,581	71,634	70,003						

SHAFTING, STEEL, TURNED, COMPRESSED OR POLISHED. (Dutiable.)

	\$	\$	\$	\$	\$	United Kingdom.....	\$	\$	\$	\$	\$
United Kingdom.....	1,314	2,036	125	\$ 604		United States.....	16,851	11,798	43,977	604	
United States.....	16,851	12,610	11,798	43,977	74,139	Total.....	18,165	11,923	44,581	74,139	74,139
Total.....	18,165	14,646	11,923	44,581	74,139	RECAPITULATION.					
RECAPITULATION.						British Empire.....	1,314	2,036	125	604	
British Empire.....						Foreign Countries.....	16,851	12,610	43,977		
Foreign Countries.....											

SHEETS, CANADA PLATES, RUSSIA IRON, TIGNE PLATE AND ROLLED SHEETS OF IRON OR STEEL, COATED WITH ZINC, SPUTTER OR OTHER METAL OF ALL WIDTHS OR THICKNESSES, N.O.P. (Dutiable. (Free under Preferential.))

	Cwt.	Cwt.	Cwt.	Cwt.	Cwt.	United Kingdom.....	\$	\$	\$	\$	\$
United Kingdom.....	203,848	114,654	41,556	10,508		Germany.....	408,631	269,178	109,989	43,078	
Germany.....	12					Russia.....	20				
Russia.....	12					United States.....	66	443,899	524,330	852,130	891,744
United States.....	163,500	175,823	202,689	245,574	172,863	Total.....	480,254	713,077	634,319	895,203	891,744
Total.....	367,372	290,477	244,245	256,082	172,863	RECAPITULATION.	984,971				
RECAPITULATION.						British Empire.....	408,631	269,178	109,989	43,078	
British Empire.....	203,848	114,654	41,556	10,508		Foreign Countries.....	480,340	443,899	524,330	852,130	891,744
Foreign Countries.....	163,524	175,823	202,689	245,574	172,863						

SHEETS, CORRUGATED, GALVANIZED. (Dutiable.)

	Cwt.	Cwt.	Cwt.	Cwt.	Cwt.	United Kingdom.....	\$	\$	\$	\$	\$
United Kingdom.....	356	58				United States.....	1,143	177			
United States.....	2,289	1,082	1,558	5,028	526	Total.....	8,604	2,821	5,053	23,505	3,338
Total.....	2,645	1,140	1,558	5,028	526	RECAPITULATION.	9,747	2,998	5,053	23,505	3,338
RECAPITULATION.						British Empire.....	1,143	177			
British Empire.....	356	58				Foreign Countries.....	8,604	2,821	5,053	23,505	3,338
Foreign Countries.....	2,289	1,082	1,558	5,028	526						

No. 19—Imports for Consumption, by Articles and Countries, during Fiscal Years ended March 31, 1914-1918—*Con.*

Imported from—	1914	1915	1916	1917	1918	Imported from—	1914	1915	1916	1917	1918
METALS AND MINERALS—Continued.											
IRON AND STEEL—Continued.											
SHEETS, CORRUGATED, NOT GALVANIZED. (Dutiable.)											
United Kingdom.....	Cwt. 2,871	Cwt. 138	Cwt. 53	Cwt. 612	Cwt. 41	United Kingdom.....	\$ 6,623	\$ 484	\$ 171	\$ 2,304	\$ 371
United States.....	2,764	138	53	612	41	United States.....	6,785	484	171	2,304	371
Total.....	5,635	138	53	612	41	Total.....	13,408	484	171	2,304	371
RECAPITULATION.											
British Empire.....	2,871	138	53	612	41	British Empire.....	6,623	484	171	2,304	371
Foreign Countries.....	2,764	138	53	612	41	Foreign Countries.....	6,785	484	171	2,304	371
SHEETS, FLAT, GALVANIZED. [Dutiable. (Free under Preferential).]											
United Kingdom.....	Cwt. 675,186	Cwt. 403,704	Cwt. 130,831	Cwt. 9,090	Cwt. 227,557	United Kingdom.....	\$ 2,054,508	\$ 1,197,223	\$ 410,072	\$ 35,441	\$ 371
Belgium.....	126	110	347,260	205,498	227,557	Belgium.....	224	216	1,161,156	950,823	1,596,143
Germany.....	337,133	301,341	478,091	214,588	227,557	Germany.....	1,018,536	819,178	1,577,828	986,264	1,596,143
United States.....	1,012,445	705,155	403,704	9,090	227,557	United States.....	3,073,268	2,016,617	410,072	35,441	371
Total.....	675,186	403,704	130,831	9,090	227,557	Total.....	2,054,508	1,197,223	410,072	35,441	371
RECAPITULATION.											
British Empire.....	337,259	301,451	478,091	214,588	227,557	British Empire.....	1,018,700	819,394	1,577,828	986,264	1,596,143
Foreign Countries.....	1,012,445	705,155	403,704	9,090	227,557	Foreign Countries.....	2,054,508	1,197,223	410,072	35,441	371
SHEETS, ROLLED, POLISHED OR NOT, No. 14 GAUGE AND THINNER, N.O.P. [Dutiable. (Free under Preferential).]											
United Kingdom.....	Cwt. 323,774	Cwt. 145,864	Cwt. 29,717	Cwt. 25,832	Cwt. 418	United Kingdom.....	\$ 780,821	\$ 320,289	\$ 85,567	\$ 106,495	\$ 1,781
Belgium.....	6,599	1,572	930,189	1,105,570	1,233,139	Belgium.....	14,232	2,567	2,095,689	3,597,218	7,334,705
France.....	648	1,614	930,189	1,105,570	1,233,139	France.....	2,082	2,625	2,181,256	3,703,713	7,334,705
Germany.....	770,692	577,882	930,189	1,105,570	1,233,139	Germany.....	1,872,338	1,243,333	2,095,689	3,597,218	7,334,705
Netherlands.....	1,101,623	726,992	930,189	1,105,570	1,233,139	Netherlands.....	2,669,473	1,568,960	2,181,256	3,703,713	7,334,705
United States.....	323,774	145,864	29,717	25,832	418	United States.....	780,821	320,289	85,567	106,495	1,781
Total.....	777,849	581,128	930,189	1,105,570	1,233,139	Total.....	1,888,652	1,248,671	2,095,689	3,597,218	7,334,705
RECAPITULATION.											
British Empire.....	323,774	145,864	29,717	25,832	418	British Empire.....	780,821	320,289	85,567	106,495	1,781
Foreign Countries.....	777,849	581,128	930,189	1,105,570	1,233,139	Foreign Countries.....	1,888,652	1,248,671	2,095,689	3,597,218	7,334,705



Common Sundry Carriage 11 to 16 Gauge 21 to 18 Inches Wide for the Manufacture of Mower and Reaper Knives. (Free.)

CLIPPING OR VOUCHERS — ANSWERS BEING KNOWN MASTS, SHEETS OR PARTS THEREOF, AND CABLE CHAINS FOR. (FREE.)

	\$	\$	\$	\$	\$	\$	\$	\$	\$
United Kingdom.....	121,652	36,323	21,508	116,847	271,826			102,420	51,515
Hong Kong.....	285			13	30			224,884	97,310
Newfoundland.....									
Belgium.....	321	494	813						
France.....		8,978							
St. Pierre & Miquelon.....					84				
Norway.....	200			719				121,937	36,323
Spain.....			67					102,947	60,937
United States.....									
Total.....									
RECAPITULATION.									
British Empire.....								21,598	116,860
Foreign Countries.....								217,554	158,331
								239,152	275,191
								157,612	51,515
								429,585	271,856
								701,525	429,669

No. 19—Imports for Consumption, by Articles and Countries, during Fiscal Years ended March 31, 1914-1918—*Con.*

Imported from—	1914	1915	1916	1917	1918	Imported from—	1914	1915	1916	1917	1918
United Kingdom.....	\$ 180	\$ 530				RECAPITULATION: British Empire..... Foreign Countries.....	\$	\$	\$	\$	\$
Germany.....	42,886	10,437									
Norway.....	959										
Sweden.....	41	491		345			180	530		32	
Switzerland.....	165						84,770	37,673	33,363	34,135	41,303
United States.....	40,719	26,745	33,363	33,793	41,303						
Total.....	84,950	38,203	33,363	34,160	41,303						

## METALS AND MINERALS—Continued.

## IRON AND STEEL—Continued.

SKATES OF ALL KINDS, ROLLER OR OTHER, AND PARTS THEREOF. (Dutiable.)

SKELP, SHEARED OR ROLLED IN GROOVES, NOT OVER 4 $\frac{3}{4}$  INCHES WIDE, FOR THE MANUFACTURE OF ROLLED IRON TUBES NOT OVER 1 $\frac{1}{2}$  INCHES IN DIAMETER. (Free.)

	Cwt.	Cwt.	Cwt.	Cwt.	Cwt.	Cwt.	\$	\$	\$	\$	\$
United Kingdom.....	11,193	7,447	20,498	33,683	40,411	United Kingdom..... United States.....	14,805	9,988	27,139	84,265	147,239
United States.....	11,193	7,447	20,498	33,683	40,411		14,805	9,988	27,139	84,265	147,239
Total.....	22,386	14,894	40,996	67,366	80,822	Total.....					
RECAPITULATION.											
British Empire.....	11,193	7,447	20,498	33,683	40,411	British Empire..... Foreign Countries.....	14,805	9,988	27,139	84,265	147,239
Foreign Countries.....	11,193	7,447	20,498	33,683	40,411		14,805	9,988	27,139	84,265	147,239

SKELP, SHEARED OR ROLLED IN GROOVES, FOR THE MANUFACTURE OF WROUGHT IRON OR STEEL PIPE. (Dutiable.)

	Cwt.	Cwt.	Cwt.	Cwt.	Cwt.	Cwt.	\$	\$	\$	\$	
United Kingdom.....	11,867	558	1,855,782	1,904,802	1,324,881	United Kingdom..... Belgium..... United States.....	19,735	610	2,367,166	3,150,164	4,523,685
Belgium.....	2,008,856	1,855,782	1,904,802	1,904,802	1,324,881		2,727,174	2,103,595	2,367,166	3,150,164	4,523,685
United States.....	2,020,723	1,886,340	1,904,802	1,904,802	1,324,881		2,746,909	2,104,205	2,367,166	3,150,164	4,523,685
Total.....											
RECAPITULATION.											
British Empire.....	11,867	1,886,340	1,886,340	1,904,802	1,324,881	British Empire..... Foreign Countries.....	19,735	2,104,205	2,367,166	3,150,164	4,523,685
Foreign Countries.....	2,008,856						2,727,174				

## SESSIONAL PAPER No. 10b

## SPRINGS, STEEL, FOR THE MANUFACTURE OF SURGICAL TRUSSES. (Free.)

United Kingdom.....	Lb.	Lb.	Lb.	Lb.	Lb.	\$	\$	\$	\$	\$
United States.....	619	388	509	630	1,179	102	187	24	331	649
Total.....	619	388	549	630	1,179	102	187	255	331	649
RECAPITULATION.										
British Empire.....	619	388	40	630	1,179	102	187	24	331	649
Foreign Countries.....			509					234		

## SPRINGS, N.O.P., AND PARTS THEREOF, OF IRON OR STEEL, FOR RAILWAY, TRAMWAY OR OTHER VEHICLES. (Dutiable.)

United Kingdom.....	\$	\$	\$	\$	\$	\$	\$	\$	\$	\$
France.....	580	5,114	696	1,044	200					
Germany.....	80		12							
Netherlands.....	20									
United States.....	127,763	74,432	197,233	282,896	152,473	580	5,114	696	1,044	200
Total.....	128,458	79,546	197,941	283,940	152,673	127,878	74,432	197,245	282,896	152,473
RECAPITULATION.										
British Empire.....										
Foreign Countries.....										

## STEEL, ROLLED, FOR SAWS AND STRAW CUTTERS, NOT TEMPERED OR GROUND NOR FURTHER MANUFACTURED THAN CUT TO SHAPE, WITHOUT INDENTED EDGES. (Free.)

United Kingdom.....	Cwt.	Cwt.	Cwt.	Cwt.	Cwt.	\$	\$	\$	\$	\$
United States.....	2,436	818	2,096	2,149	2,245	15,921	7,590	22,026	26,412	36,352
Total.....	22,462	16,106	14,354	20,066	26,267	168,634	116,709	108,217	253,090	405,818
RECAPITULATION.										
British Empire.....	2,436	818	2,096	2,149	2,245	15,921	7,590	22,026	26,412	36,352
Foreign Countries.....	22,462	16,106	14,354	20,066	26,267	168,634	116,709	108,217	253,090	405,818

## STEEL OF NO. 12 GAUGE AND THINNER, BUT NOT THINNER THAN NO. 30 GAUGE, FOR THE MANUFACTURE OF BUCKLE CLASPS, BED-FASTS, FURNITURE CASTERS AND ICE CREEPERS. (Free.)

United Kingdom.....	Cwt.	Cwt.	Cwt.	Cwt.	Cwt.	\$	\$	\$	\$	\$
United States.....	3,231	1,551	2,484	2,276	2,709	8,820	4,351	6,666	11,692	17,424
Total.....	3,299	1,551	2,484	2,276	2,709	9,014	4,351	6,666	11,692	17,424
RECAPITULATION.										
British Empire.....	68					194				
Foreign Countries.....	3,231	1,551	2,484	2,276	2,709	8,820	4,351	6,666	11,692	17,424





## SESSIONAL PAPER No. 10b

STOVE URNS OF METAL, AND DOVETAILS, CHARLET AND HINGE TUBES OF TIN FOR USE IN THE MANUFACTURE OF STOVES. (Dutiable.)

	\$	\$	\$	\$	\$	\$	\$	\$	\$
United Kingdom.....	22,387	11,169	10,505	19,733	29,677	RECAPITULATION.			
United States.....						British Empire.....	22,387	10,505	19,733
Total.....	22,387	11,169	10,505	19,733	29,677	Foreign Countries.....	11,169		29,677

SURGICAL AND DENTAL INSTRUMENTS AND SURGICAL NEEDLES, SURGICAL OPERATING TABLES FOR USE IN HOSPITALS, X-RAY APPARATUS AND PARTS THEREOF, AND MICROSCOPES VALUED AT NOT LESS THAN \$50 EACH BY RETAIL. (Free.)

	\$	\$	\$	\$	\$	\$	\$	\$	\$
United Kingdom.....	48,672	30,032	23,959	12,559	11,645	United States.....			
Austria-Hungary.....	448	1,411					435,330	345,385	476,867
France.....	5,550	3,016	1,331	800	419	Total.....	533,273	393,341	490,719
Germany.....	42,981	13,018							
Italy.....	160					RECAPITULATION.			
Japan.....			108	493	4,994				
Netherlands.....		202				British Empire.....	48,672	30,032	12,559
Sweden.....	124					Foreign Countries.....	484,601	363,309	478,160
Switzerland.....	8	277							

T AND STRAP HINGES OF ALL KINDS, N.O.P., AND HINGE BLANKS. (Dutiable.)

	Cwt.	Cwt.	Cwt.	Cwt.	Cwt.	\$	\$	\$	\$
United Kingdom.....						United Kingdom.....			
United States.....					6,734				
Total.....					6,734	United States.....			
RECAPITULATION.									46,284
British Empire.....						Total.....			
Foreign Countries.....					6,734				46,284

TACKS, SHOES. (Dutiable.)

	Lb.	Lb.	Lb.	Lb.	Lb.	\$	\$	\$	\$
United Kingdom.....	21,642	6,643	1,153			United Kingdom.....			
Germany.....	970	355					1,084	85	
United States.....	12,324	27,639	44,128	7,756	1,513	Germany.....	41		
Total.....	34,236	34,637	45,281	7,756	1,513	United States.....	909	3,221	1,076
RECAPITULATION.						Total.....	2,034	3,306	282
British Empire.....	21,642	6,643	1,153			RECAPITULATION.			
Foreign Countries.....	12,594	27,994	44,128	7,756	1,513	British Empire.....	1,084	85	
						Foreign Countries.....	950	3,221	1,076

No. 19—Imports for Consumption, by Articles and Countries, during Fiscal Years ended March 31, 1914-1918—*Con.*

Imported from—	1914	1915	1916	1917	1918	Imported from—	1914	1915	1916	1917	1918
METALS AND MINERALS—Continued.											
IRON AND STEEL—Continued.											
TIRES, LOCOMOTIVE AND CAR WHEEL, OF STEEL, IN THE ROUGH. (Free.)											
United Kingdom.....	Cwt. 20,759	Cwt. 35,404	Cwt. 16,327	Cwt. 12,052	Cwt. 68,517	United Kingdom.....	\$ 68,517	\$ 106,638	\$ 56,006	\$ 60,473	\$ .....
Belgium.....	500	3,474	.....	.....	702	Belgium.....	348,059	77,218	.....	.....	.....
Germany.....	156,817	39,653	.....	.....	135,401	Germany.....	135,401	123,668	263,316	963,102	1,614,444
United States.....	40,471	44,506	67,288	189,585	196,704	United States.....	.....	.....	.....	.....	.....
Total.....	218,547	123,037	83,615	201,637	196,704	Total.....	552,739	314,429	319,322	1,023,575	1,614,444
RECAPITULATION.											
British Empire.....	20,759	35,404	16,327	12,052	68,517	British Empire.....	68,517	106,638	56,006	60,473	.....
Foreign Countries.....	197,788	87,633	67,288	189,585	484,222	Foreign Countries.....	484,222	207,991	263,316	963,102	1,614,444
TOOLS AND IMPLEMENTS.											
Adzes, Cleavers, Hatchets, Wedges, Sledges, Hammers, Crowbars, Cantdogs and Track Tools; Picks, Mattocks and Eyes or Poles for the same. (Dutiable.)											
United Kingdom.....	\$ 11,730	\$ 6,475	\$ 1,726	\$ 2,022	\$ 3,105	United Kingdom.....	\$ .....	\$ .....	\$ .....	\$ .....	\$ .....
Belgium.....	22	11	.....	.....	.....	Belgium.....	.....	.....	.....	.....	.....
China.....	2	.....	.....	.....	.....	China.....	.....	.....	.....	.....	.....
France.....	50	.....	.....	.....	.....	France.....	.....	.....	.....	.....	.....
Germany.....	2,708	89	.....	.....	.....	Germany.....	.....	.....	.....	.....	.....
Japan.....	3	.....	.....	.....	.....	Japan.....	.....	.....	.....	.....	.....
United States.....	63,433	31,263	22,667	46,635	50,054	United States.....	11,730	6,475	1,726	2,022	3,105
Total.....	77,948	37,838	24,393	48,659	53,159	Total.....	66,218	31,363	22,667	46,637	50,054
RECAPITULATION.											
British Empire.....	.....	.....	.....	.....	.....	British Empire.....	.....	.....	.....	.....	.....
Foreign Countries.....	.....	.....	.....	.....	.....	Foreign Countries.....	.....	.....	.....	.....	.....
Axes. (Dutiable.)											
United Kingdom.....	Dozen. 68	Dozen. 6	Dozen. 15	Dozen. 9	Dozen. 316	United Kingdom.....	\$ 316	\$ 31	\$ 95	\$ 37	\$ .....
France.....	.....	7	.....	.....	43	France.....	.....	43	.....	.....	.....
Japan.....	.....	.....	.....	.....	.....	Japan.....	.....	.....	.....	.....	.....
Sweden.....	.....	25	.....	.....	108	Sweden.....	.....	108	.....	.....	.....
United States.....	10,750	2,824	1,650	2,080	19,306	United States.....	61,541	19,306	8,682	14,248	10,681
Total.....	10,818	2,862	1,665	2,089	19,488	Total.....	61,857	19,488	8,777	14,285	10,685
RECAPITULATION.											
British Empire.....	.....	.....	.....	.....	.....	British Empire.....	316	31	95	37	.....
Foreign Countries.....	10,750	2,856	1,650	2,080	19,457	Foreign Countries.....	61,541	19,457	8,682	14,248	10,685

## SESSIONAL PAPER No. 10b

## Files and Rasps, n.o.p. (Dutiable.)

United Kingdom.....	\$ 41,240	\$ 17,700	\$ 18,580	\$ 13,176	\$ 3,168	United States.....	\$ 91,062	\$ 67,731	\$ 90,288	\$ 179,895	\$ 232,670
Austria-Hungary.....	9					Total.....	139,256	90,014	109,421	194,096	237,219
Belgium.....	14					RECAPITULATION.					
France.....	1,370	2,050	159	21	594	British Empire.....	41,240	17,700	18,580	13,176	3,168
Germany.....	4,842	2,310	4			Foreign Countries.....	98,016	72,314	90,841	180,920	234,051
Japan.....	2	4	42								
Sweden.....		219	348	1,004	787						
Switzerland.....	717										

## Saws. (Dutiable.)

United Kingdom.....	\$ 10,328	\$ 2,574	\$ 1,930	\$ 1,262	\$ 508	Switzerland.....	\$ 115,924	\$ 73,318	\$ 85,952	\$ 22	\$ 19
Newfoundland.....	4					United States.....	129,993	77,235	88,226	101,688	118,850
Belgium.....	98					Total.....					
France.....	617	299	87	102	297	RECAPITULATION.					
Germany.....	3,071	81				British Empire.....	10,332	2,574	1,930	1,262	508
Japan.....	3			19	21	Foreign Countries.....	119,661	74,661	86,296	103,141	119,137
Netherlands.....	20	4	237	1,310							
Sweden.....		959									

## Tools, Hand, of all Kinds, n.o.p. (Dutiable.)

United Kingdom.....	\$ 59,134	\$ 35,874	\$ 23,217	\$ 23,753	\$ 6,930	Netherlands.....	\$ 38	\$ 65	\$ 87	\$ 15	\$ 56
British East Indies—						Sweden.....	179	25	87	15	56
India.....	12					Switzerland.....	432	3	15	56	93
British West Indies.....						United States.....	756,420	484,288	547,228	917,471	1,018,420
Hong Kong.....	3		5	6	38	Total.....	876,167	536,709	570,768	941,843	1,026,248
Malta.....			10			RECAPITULATION.					
Austria-Hungary.....	40	3				British Empire.....	59,149	35,874	23,241	23,759	6,968
Belgium.....	2,314	386				Foreign Countries.....	817,018	500,835	547,527	918,084	1,019,280
France.....	1,131	440	2	59	164						
Germany.....	56,060	15,435									
Japan.....	384	190	195	498	553						

## TUBES FOR BOILERS, SEAMLESS, OF WROUGHT IRON OR STEEL, INCLUDING FLUES AND CORRUGATED TUBES FOR MARINE BOILERS. (Free.)

United Kingdom.....	\$ 117,654	\$ 52,088	\$ 5,625	\$ 8,525	\$ 7,981	British Empire.....	\$ 117,654	\$ 52,688	\$ 5,625	\$ 8,525	\$ 7,981
Belgium.....	278	4,414				Foreign Countries.....	769,045	304,304	358,518	1,110,697	1,434,243
Germany.....	289,409	19,815				RECAPITULATION.					
Netherlands.....	266	15				British Empire.....	117,654	52,688	5,625	8,525	7,981
Sweden.....	5,793					Foreign Countries.....	769,045	304,304	358,518	1,110,697	1,434,243
United States.....	473,299	280,060	358,518	1,110,697	1,484,243						
Total.....	886,699	356,992	364,143	1,119,222	1,492,224						

No. 19—Imports for Consumption, by Articles and Countries, during Fiscal Years ended March 31, 1914-1918—*Con.*

Imported from—	1914	1915	1916	1917	1918	Imported from—	1914	1915	1916	1917	1918
METALS AND MINERALS—Continued.											
IRON AND STEEL—Continued.											
TUBES, ROLLED, IRON OR STEEL, NOT JOINTED OR WELDED, NOT MORE THAN 1½ INCHES IN DIAMETER, N.O.P. (FEE.)											
United Kingdom.....	\$ 5,169	\$ 6,482	\$ 496	\$ 3,731	\$	RECAPITULATION.	\$	\$	\$	\$	\$
France.....	1,772	18				British Empire.....	5,169	6,482	496	3,731	
Germany.....	16,214	31,382	33,989	45,051	90,049	Foreign Countries.....	17,986	31,400	33,989	45,051	
United States.....											90,049
Total.....	23,155	37,882	34,485	48,782	90,019						
TUBING, BRASS COVERED, NOT OVER 2 INCHES IN DIAMETER, IN THE ROUGH, FOR THE MANUFACTURE OF TOWEL BARS, BATH TUB RAILS AND CLOTHES CARRIERS. (FEE.)											
United Kingdom.....	\$	\$ 38	\$	\$ 406	\$ 463	RECAPITULATION.	\$	\$	\$	\$	\$
United States.....	470	186				British Empire.....				406	
Total.....	470	224		406	463	Foreign Countries.....	470	186			463
TUBING, LACQUERED OR BRASS COVERED, NOT OVER 2 INCHES IN DIAMETER (3 INCHES AFTER JUNE 12, 1914) AND BRASS TRIMMINGS, FOR THE MANUFACTURE OF IRON OR BRASS BEDSTEADS. (FEE.)											
United Kingdom.....	\$ 38,133	\$ 14,295	\$ 493	\$ 1,042	\$	RECAPITULATION.	\$	\$	\$	\$	\$
Germany.....	62					British Empire.....	38,133	14,295	493	1,042	
United States.....	184,643	101,243	177,309	233,234	185,255	Foreign Countries.....	184,705	101,213	177,309	233,234	
Total.....	222,838	115,538	177,802	234,276	185,255						185,255
TUBING, LACQUERED OR BRASS COVERED, NOT OVER 2 INCHES IN DIAMETER, BRASS CASED RODS AND BRASS TRIMMINGS, FOR THE MANUFACTURE OF CARRIAGE RAILS. (FEE.)											
United Kingdom.....	\$	\$ 1,078	\$ 628	\$ 3,366	\$ 92	RECAPITULATION.	\$	\$	\$	\$	\$
United States.....	3,883	860	3,722	3,366	92	British Empire.....	969	1,078	628		
Total.....	4,862	1,938	4,350	3,366	92	Foreign Countries.....	3,883	860	3,722	3,366	92
TUBING, LACQUERED OR BRASS COVERED, FOR MANUFACTURE OF EXTENSION RODS FOR WINDOWS. (FEE.)											
United Kingdom.....	\$ 778	\$ 69	\$	\$	\$	RECAPITULATION.	\$	\$	\$	\$	\$
United States.....	3,850	3,810	6,476	6,235	3,933	British Empire.....	778	69			
Total.....	4,628	3,879	6,476	6,235	3,933	Foreign Countries.....	3,850	3,810	6,476	6,235	3,933



## SESSIONAL PAPER No. 10b

TUBING OR PIPE OF IRON OR STEEL, PLAIN OR GALVANIZED, RIVETED, CORRUGATED OR OTHERWISE SPECIALLY MANUFACTURED, INCLUDING LOCK JOINT PIPE, N.O.P. (Dutiable.)

	\$	\$	\$	\$	\$	\$	\$	\$	\$
United Kingdom.....	527,922	72,350	3,924	321	1,255				
British West Indies.....		610							
Belgium.....	12,188	398			398				
France.....		31							
Germany.....	237,404	59,411							
Netherlands.....	382								
United States.....	547,573	262,225	285,579	228,094	314,305				
Total.....	1,325,069	305,025	289,503	228,415	315,560				

RECAPITULATION.

British Empire..... 527,922  
 Foreign Countries..... 797,547

321  
 228,094

1,255  
 314,305

TUBING, ROLLED OR DRAWN SQUARE, FOR THE MANUFACTURE OF AGRICULTURAL IMPLEMENTS. [Dutiable. (Free under Preferential.)]

	\$	\$	\$	\$	\$	\$	\$	\$	\$
United Kingdom.....	5,866	2,785	365	8,958	7,962				
United States.....		2,785							
Total.....	5,866	2,785	365	8,958	7,962				

RECAPITULATION.

British Empire..... 5,866  
 Foreign Countries..... 365

2,785  
 8,958

TUBING, SEAMLESS STEEL, VALUED AT NOT LESS THAN 3½ CENTS PER POUND. [Dutiable. (Free under Preferential.)]

	Cwt.	Cwt.	Cwt.	Cwt.	Cwt.	Cwt.	Cwt.	Cwt.	Cwt.
United Kingdom.....	1,872	577	194	344	188				
Belgium.....	40								
Germany.....	2,085								
Sweden.....	153	159							
United States.....	10,523	3,852	10,254	15,879	16,145				
Total.....	14,673	4,588	10,448	16,223	16,333				
RECAPITULATION.									
British Empire.....	1,872	577	194	344	188				
Foreign Countries.....	12,801	4,011	10,254	15,879	16,145				

United Kingdom..... 17,326  
 Belgium..... 224  
 Germany..... 8,955  
 Sweden..... 831  
 United States..... 66,965

4,906  
 1,787  
 987  
 29,727  
 35,710

6,590  
 199,983  
 214,083

156,573  
 219,574

RECAPITULATION.

British Empire..... 17,326  
 Foreign Countries..... 76,975

4,906  
 30,714

1,787  
 75,597

6,590  
 149,983

214,083

TUBING, WROUGHT IRON OR STEEL, SEAMLESS, PLAIN OR GALVANIZED, THREADED AND COUPLED OR NOT, 4 INCHES OR LESS IN DIAMETER, N.O.P. (Dutiable.)

	\$	\$	\$	\$	\$	\$	\$	\$	\$
United Kingdom.....	85,983	8,892	1,926	1,780					
France.....	488	31							
Germany.....									
United States.....	288,541	135,308	115,937	368,521	934,925				
Total.....	375,012	144,231	117,913	370,301	934,925				

RECAPITULATION.

British Empire..... 85,983  
 Foreign Countries..... 289,029

8,892  
 135,339

1,780  
 368,521

934,925

TUBING, WROUGHT IRON OR STEEL, SEAMLESS, PLAIN OR GALVANIZED, THREADED AND COUPLED OR NOT, OVER 4 INCHES IN DIAMETER, N.O.P. (Dutiable.)

	\$	\$	\$	\$	\$	\$	\$	\$	\$
United Kingdom.....	3,797								
Germany.....	1,040								
United States.....	693,349								
Total.....	698,186								

RECAPITULATION.

British Empire..... 3,797  
 Foreign Countries..... 694,389



## SESSIONAL PAPER No. 106

## WIRE, BARBED FENCING. (Free.)

United Kingdom.....	Cwt.	470	Cwt.	15	Cwt.	389,342	Cwt.	452,418	Cwt.	318,897	United Kingdom.....	\$	1,065	\$	41	\$	1,381,125
United States.....		234,810		325,375		389,342		452,418		318,897	United States.....		503,201		627,162		1,543,376
Total.....		235,230		325,390		389,342		452,418		318,897	Total.....		504,266		627,203		1,543,376
RECAPITULATION.																	
British Empire.....		470		15		389,342		452,418		318,897	British Empire.....		1,065		41		1,381,125
Foreign Countries.....		234,810		325,375		389,342		452,418		318,897	Foreign Countries.....		503,201		627,162		1,543,376

WIRE, BESSEMER STEEL, SOFT DRAWN SPRING, OF NOS. 10, 12 AND 13 GAUGE, RESPECTIVELY, AND HOMO STEEL SPRING WIRE OF NOS. 11 AND 12 GAUGE, RESPECTIVELY, IMPORTED FOR THE MANUFACTURE OF WIRE MATTRESSES. (Free.)

United Kingdom.....	Cwt.	18,509	Cwt.	10,511	Cwt.	19,605	Cwt.	32,613	Cwt.	25,988	United Kingdom.....	\$	43,655	\$	25,338	\$	114,191
United States.....		18,509		10,511		19,605		32,613		25,988	United States.....		43,655		25,338		114,191
Total.....		18,509		10,511		19,605		32,613		25,988	Total.....		43,655		25,338		114,191
RECAPITULATION.																	
British Empire.....		18,509		10,511		19,605		32,613		25,988	British Empire.....		43,655		25,338		114,191
Foreign Countries.....		18,509		10,511		19,605		32,613		25,988	Foreign Countries.....		43,655		25,338		114,191

WIRE, BUCKTHORN STRIP FENCING, WOVEN WIRE FENCING AND WIRE FENCING OF IRON OR STEEL, N.O.P., NOT INCLUDING WOVEN WIRE OR NETTING MADE FROM WIRE SMALLER THAN No. 14 GAUGE, NOT INCLUDING FENCING OF WIRE LARGER THAN No. 9 GAUGE. (Dutiable.)

United Kingdom.....	Lb.	235,672	Lb.	384,074	Lb.	1,161,687	Lb.	1,822,433	Lb.	1,161,687	United Kingdom.....	\$	21,467	\$	2,951	\$	20,321
Germany.....		20		39,908		1,378,951		1,822,433		1,161,687	Germany.....		1,301		27,365		41,489
United States.....		1,161,687		1,378,951		1,378,951		1,822,433		1,161,687	United States.....		49,707		30,316		20,321
Total.....		1,397,379		1,822,433		1,822,433		1,822,433		1,161,687	Total.....		72,485		41,489		20,321
RECAPITULATION.																	
British Empire.....		235,672		384,074		1,161,687		1,822,433		1,161,687	British Empire.....		21,467		2,951		41,489
Foreign Countries.....		1,161,707		1,438,859		1,378,951		1,822,433		1,161,687	Foreign Countries.....		51,018		27,365		20,321





SESSIONAL PAPER No. 106

WIRE, STEEL, FLAT, OF NO. 16 GAUGE OR THINNER, FOR THE MANUFACTURE OF CHINOLINE OR CONSET WIRE AND DRESS STAYS. (Free.)

United Kingdom.....	Cwt.	1,303	Cwt.	9,143	Cwt.	4,479	United Kingdom.....	\$	4,224	\$	60,348
United States.....	6,613	6,237	9,173	4,479	United States.....	48,003	United States.....	84,093	84,093	60,348	
Total.....	7,916	6,237	9,173	4,479	Total.....	53,951	Total.....	84,093	84,093	60,348	
RECAPITULATION.											
British Empire.....	1,303	6,237	9,143	4,479	British Empire.....	4,224	British Empire.....	84,093	84,093	60,348	
Foreign Countries.....	6,613	6,237	9,173	4,479	Foreign Countries.....	48,003	Foreign Countries.....	84,118	84,118	60,348	

WIRE, STEEL, VALUED AT NOT LESS THAN 2½ CENTS PER POUND FOR THE MANUFACTURE OF ROPE. (Free.)

United Kingdom.....	Cwt.	65,164	Cwt.	11,229	Cwt.	18,134	Cwt.	24,552	United Kingdom.....	\$	253,263	\$	216,306	\$	45,255	\$	91,553	\$	177,738
Germany.....	216	216	18,134	24,552	Germany.....	1,411	1,411	1,411	1,411	1,411	1,411	1,411	1,411	1,411	1,411	1,411	1,411	1,411	1,411
United States.....	3,300	229	21,218	23,349	United States.....	13,333	13,333	13,333	13,333	13,333	13,333	13,333	1,891	1,891	1,891	1,891	1,891	1,891	1,891
Total.....	68,680	55,535	25,426	39,352	Total.....	267,737	267,737	267,737	267,737	267,737	267,737	267,737	218,197	218,197	218,197	218,197	218,197	218,197	218,197
RECAPITULATION.																			
British Empire.....	65,164	55,306	11,229	18,134	British Empire.....	253,263	253,263	253,263	253,263	253,263	253,263	253,263	216,306	216,306	216,306	216,306	216,306	216,306	216,306
Foreign Countries.....	3,516	229	14,197	21,218	Foreign Countries.....	14,474	14,474	14,474	14,474	14,474	14,474	14,474	1,891	1,891	1,891	1,891	1,891	1,891	1,891

WIRE,—SUBMARINE CABLE. (Free.)

United Kingdom.....	\$	100,378	\$	100,378	United Kingdom.....	\$	100,378	\$	100,378
United States.....	135	135	135	135	United States.....	135	United States.....	135	135
Total.....	100,513	100,513	100,513	100,513	Total.....	100,513	Total.....	100,513	100,513
RECAPITULATION.									
British Empire.....	100,378	100,378	100,378	100,378	British Empire.....	100,378	British Empire.....	100,378	100,378
Foreign Countries.....	135	135	135	135	Foreign Countries.....	135	Foreign Countries.....	135	135

WIRE CLOTH, OR WOVE WIRE AND NETTING OF IRON AND STEEL. (Dutiable.)

United Kingdom.....	Lb.	2,619,615	Lb.	1,728,624	Lb.	141,704	United Kingdom.....	\$	104,175	\$	872
Hong Kong.....	30						Hong Kong.....	2			
France.....	2,000					171	France.....	3,689			
Germany.....	10,786					585	Germany.....	125,614			
Japan.....							Japan.....	146,554			10
United States.....	2,306,570					129,351	United States.....	233,430			13
Total.....	4,938,971					271,811	Total.....	216,777			246,017
RECAPITULATION.											
British Empire.....	2,619,615					141,704	British Empire.....	17,077			791
Foreign Countries.....	2,319,356					130,107	Foreign Countries.....	146,554			246,030

No. 19—IMPORTS for Consumption, by Articles and Countries, during Fiscal Years ended March 31, 1914-1918—Con.

Imported from—	1914	1915	1916	1917	1918	Imported from—	1914	1915	1916	1917	1918
----------------	------	------	------	------	------	----------------	------	------	------	------	------

METALS AND MINERALS—Continued.  
IRON AND STEEL—Continued.

WIRE ROPE FOR RIGGING OF SHIPS AND VESSELS. (Free.)

United Kingdom.....	Cwt. 2,224	Cwt. 685	Cwt. 706	Cwt. 54	Cwt. 950	United Kingdom.....	\$ 11,799	\$ 3,787	\$ 6,702	\$ 629	\$ 10,546
United States.....	38	63	13	136	131	United States.....	429	565	189	2,357	2,566
Total.....	2,272	748	719	190	1,081	Total.....	12,228	4,352	6,891	2,986	13,112
RECAPITULATION.						RECAPITULATION.					
British Empire.....	2,224	685	706	54	950	British Empire.....	11,799	3,787	6,702	629	10,546
Foreign Countries.....	38	63	13	136	131	Foreign Countries.....	429	565	189	2,357	2,566

WIRE ROPE, STRANDED OR TWISTED WIRE, CLOTHES LINES, PICTURE OR OTHER TWISTED WIRE, AND WIRE CABLES, N.O.P. (Dutiable.)

United Kingdom.....	\$ 466,171	\$ 246,279	\$ 140,864	\$ 235,708	\$ 341,859	United States.....	\$ 111,036	\$ 125,550	\$ 136,383	\$ 188,556	\$ 328,400
British Oceania—						Alaska.....					100
Australia.....	3	3				Total.....	581,499	378,244	281,407	424,408	670,728
Newfoundland.....						RECAPITULATION.					
Denmark.....	484	4,390	40	114		British Empire.....	466,174	246,282	140,864	235,708	341,859
France.....	3,805	2,022	4,120		369	Foreign Countries.....	115,325	131,962	140,543	188,700	328,869
Germany.....											
Japan.....											

WIRE, FLAT STEEL AND STRIP STEEL, FOR THE MANUFACTURE OF BUCKTHORN AND PLAIN STRIP FENCING. (Free.)

United Kingdom.....	Cwt. 7	Cwt.	Cwt.	Cwt.	Cwt.	United Kingdom.....	\$ 39	\$	\$	\$	\$
United States.....						United States.....					
Total.....	7					Total.....	39				
RECAPITULATION.						RECAPITULATION.					
British Empire.....	7					British Empire.....					
Foreign Countries.....						Foreign Countries.....	39				

## SESSIONAL PAPER No. 10b

## WIRE, N.O.P. (Dutiable.)

United Kingdom.....	Lb.	Lb.	Lb.	Lb.	Lb.	Lb.	\$	\$	\$	\$	\$	\$
Hong Kong.....	694,921	226,760	54,546	25,833	13,247	16,768	8,840	2,749	1,975	1,313		
Belgium.....		10,813		20	20		260			1		
France.....	321	2,413	2,600			44	105					
Germany.....	1,476,000	1,507,516				33,660	29,584					
United States.....	8,283,084	5,125,516	5,912,546	8,195,762	11,736,025	243,871	131,395	176,225	339,392	557,865		
Total.....	10,454,326	6,873,018	5,969,692	8,221,615	11,749,292	294,343	170,184	179,130	341,368	559,180		
RECAPITULATION.												
British Empire.....	694,921	226,760	54,546	25,833	13,247	16,768	8,840	2,749	1,975	1,313		
Foreign Countries.....	9,759,405	6,646,258	5,915,146	8,195,762	11,736,025	277,575	161,344	176,381	339,392	557,865		
Total.....												

## WIRE BALE TIES. (Dutiable.)

United Kingdom.....	\$	\$	\$	\$	\$	\$	\$	\$	\$	\$	\$	\$
United States.....	7,316	8,656	3,607	6,709	11,832	7,316	8,656	3,607	6,709	11,832		
Total.....	7,316	8,656	3,607	6,709	11,832							

## WIRE SCREENS, DOORS AND WINDOWS. (Dutiable.)

United Kingdom.....	\$	\$	\$	\$	\$	\$	\$	\$	\$	\$	\$	\$
Hong Kong.....	5,751	1,185	19									
France.....	142	9										
Germany.....	104											
Japan.....	83	66										
United States.....	36,961	34,248	14,973	11,736	12,287	5,753	1,194	14,973	11,736	12,287		
Total.....	43,043	35,508	14,992	11,736	12,287	37,290	34,314					
RECAPITULATION.												
British Empire.....												
Foreign Countries.....												

## WIRE RODS, ROLLED, ROUND IN THE COIL NOT OVER 3/4 INCHES IN DIAMETER, FOR MAKING WIRE IN THE COIL. (Free to July 1, 1914. Dutiable thereafter.)

United Kingdom.....	Cwt.	Cwt.	Cwt.	Cwt.	Cwt.	Cwt.	\$	\$	\$	\$	\$	\$
Belgium.....	107,002	3,334					145,795	3,397				
France.....	21,964	65,403					27,170	67,677				
Germany.....	45,578	65,652					51,574	74,304				
Sweden.....	560						1,284					
United States.....	1,221,019	1,163,511	1,384,784	1,171,374	1,044,919	1,404,366	1,304,637	1,904,705	2,925,711	3,337,014		
Total.....	1,396,123	1,297,900	1,384,784	1,171,374	1,044,919	1,690,189	1,450,215	1,904,705	2,925,711	3,337,014		
RECAPITULATION.												
British Empire.....	107,002	3,334					145,795	3,397				
Foreign Countries.....	1,289,121	1,294,566	1,384,784	1,171,374	1,044,919	1,544,394	1,446,618	1,904,705	2,925,711	3,337,014		

## No. 19—Imports for Consumption, by Articles and Countries, during Fiscal Years ended March 31, 1914-1918—Con.

Imported from—	1914	1915	1916	1917	1918	Imported from—	1914	1915	1916	1917	1918
METALS AND MINERALS—Continued.											
IRON AND STEEL—Concluded.											
OTHER MANUFACTURES, ARTICLES OR WARES OF IRON OR STEEL, OR OF WHICH IRON OR STEEL (OR EITHER) ARE THE COMPONENT MATERIALS OF CHIEF VALUE, N.O.P. (Dutiable.)											
United Kingdom.....	\$ 915,089	\$ 617,562	\$ 221,574	\$ 261,171	\$ 188,943	Netherlands.....		\$ 933	\$ 712	\$	\$
Bermuda.....					1,040	Norway.....			91	63	25
British Oceania—						Peru.....				80	
Australia.....				6	6,971	Portugal.....					
British West Indies.....			4,530	2,300	2,424	Russia.....		5			
Hong Kong.....	196	358	4,172	235	559	Spain.....			601		
Newfoundland.....	133	36	593	290	213	Sweden.....		2,346	3,675	5,624	738
Anglo-Hungary.....	1,708	589				Switzerland.....		1,108	93	111	145
Belgium.....	39,423	3,375				Turkey.....		23			
Brazil.....	60	55		5		United States.....		6,395,253	5,346,884	8,666,620	10,249,548
China.....	95	145	81		7	Alaska.....		308			2
Denmark.....		145	35		106	Total.....		10,007,009	5,591,539	8,942,582	10,464,001
France.....	27,649	11,650	8,329	4,645	6,311	RECAPITULATION.					
St. Pierre and Miquelon.....	2	189	1	55	21	British Empire.....		915,438	227,169	264,002	200,120
Germany.....	148,751	82,621	2,961			Foreign Countries.....		9,091,571	5,364,370	8,678,580	10,263,881
Italy.....	21	1,100	27	4							
Japan.....	2,127	723	880	1,363	6,977						
Mexico.....					1						
TOTAL IRON AND STEEL. (Dutiable and Free.)											
United Kingdom.....	\$ 15,472,845	\$ 7,402,894	\$ 3,950,006	\$ 4,683,103	\$ 4,081,681	Italy.....		\$ 20,238	\$ 3,624	\$ 4	\$
Bermuda.....			29		1,040	Japan.....		2,931	1,796	24,476	54,766
British Africa, South.....	84					Mexico.....				1,601	1
British East Indies—						Netherlands.....		12,217	1,351		
India.....	72					Dutch East Indies.....			144		
British Guiana.....		738				Norway.....		1,159		2,386	733
Australia.....			264	915	7,458	Peru.....		25,529		80	25
New Zealand.....	487	813				Portugal.....					
British West Indies.....	197	1,450	6,500	2,300	2,424	Russia.....		5,509	3,039		
Hong Kong.....	809	970	631	1,097	1,432	Spain.....		3,877	942		
Malta.....			10			Sweden.....		123,503	67,086	56,477	45,130
Newfoundland.....	879,397	377,790	785,320	1,001,918	955,742	Switzerland.....		78,700	50,323	17,196	3,758
Austria-Hungary.....	52,363	10,510				Turkey.....		74			
Belgium.....	926,539	265,843	813	271	968	United States.....		98,759,142	71,459,771	119,754,365	154,113,633
Brazil.....	60					Alaska.....					102
Chile.....		3				Porto Rico.....				392	



## SESSIONAL PAPER No. 10b

China.....	213	96	99	8,503	7	Total.....	119,385,821	64,799,970	76,359,581	125,613,617	1159,309,323
Cuba.....	5,771	35	39	34,000	8,572						
Denmark.....	160,146	673	3,930	8,693	10,192	RECAPITULATION.					
France.....	2,550	55,091	22,928	1,093	105	British Empire.....	16,354,550	7,734,852	4,742,700	5,689,333	5,049,777
Germany.....	2,876,759	926,568	4,282	5,087	21,604	Foreign Countries.....	103,031,271	57,065,118	71,616,821	119,924,284	134,259,546

## LAMPS, SIDE LIGHTS AND HEAD LIGHTS, LANTERNS AND CHANDELIERS. (Dutiable.)

United Kingdom.....	\$ 114,521	\$ 114,034	\$ 38,582	\$ 43,723	\$ 21,195	Norway.....	\$	\$	\$	\$ 25	\$
Egypt and Sudan.....	29	60	41	150	143	Sweden.....	1,208	5,377	1,373	3,569	19,386
Hong Kong.....	180,050	73,110	2	1,125	3	Switzerland.....	1,623	276	122		
Newfoundland.....	25,432	4,291	801	1,125	49	Turkey.....	873,125	611,268	713,212	946,665	1,853,334
Austria-Hungary.....	15	21	26	40	2	United States.....					
Belgium.....	111	10,086	2,008	417	2,219	Total.....	1,511,287	1,026,273	919,636	1,385,432	2,596,275
China.....	7,502	43,232	679	63	77	RECAPITULATION.					
Egypt and Sudan.....	141,009	1,119	143	9,434	130	British Empire.....	114,550	114,094	38,717	43,873	21,341
France.....	3,204	2,253	10,677	380,221	567,554	Foreign Countries.....	1,396,737	912,179	880,919	1,341,559	2,574,934
Germany.....	2,964	161,048	151,631								
Italy.....	160,434										
Japan.....											
Netherlands.....											

## LAMP SPRINGS AND CLOCK SPRINGS. (Dutiable.)

United Kingdom.....	\$ 18	\$ 15	\$ 48	\$ 8	\$ 47	RECAPITULATION.	\$	\$	\$	\$	\$
France.....	5				18	British Empire.....	18	15	48	8	47
Germany.....	3					Foreign Countries.....	1,605	1,531	3,847	6,728	6,511
United States.....	1,597	1,581	3,847	6,728	6,493						
Total.....	1,623	1,596	3,895	6,736	6,558						

## LEAD.

## BARS AND SHEETS. (Dutiable.)

United Kingdom.....	Cwt. 13,568	Cwt. 6,024	Cwt. 910	Cwt. 322	Cwt.	United Kingdom.....	\$ 54,535	\$ 25,712	\$ 5,388	\$ 2,439	\$
British West Indies.....					65	British West Indies.....					258
Newfoundland.....					454	Newfoundland.....	360	8,751	66,363	87,727	3,169
France.....	72	1,857	9,000	9,607	8,949	United States.....	4,603				90,513
United States.....	771					Total.....	59,498	34,463	71,751	90,166	99,940
Total.....	14,411	7,881	10,519	9,929	9,468	RECAPITULATION.					
British Empire.....	13,568	6,024	910	322	519	British Empire.....	54,535	25,712	5,388	2,439	3,427
Foreign Countries.....	843	1,857	9,600	9,607	8,949	Foreign Countries.....	4,963	8,751	66,363	87,727	96,513

No. 19—Imports for Consumption, by Articles and Countries, during Fiscal Years ended March 31, 1914-1918—*Con.*

Imported from—	1914	1915	1916	1917	1918	Imported from—	1914	1915	1916	1917	1918
METALS AND MINERALS—Continued.											
LEAD—Concluded.											
NITRATE AND ACETATE OF LEAD, NOT GROUND. (Free.)											
United Kingdom.....	Lb. 331,160	Lb. 153,930	Lb. 41,053	Lb. 33,600	Lb. 25,760	United Kingdom.....	\$ 20,448	\$ 9,189	\$ 3,275	\$ 4,775	\$ 3,071
Belgium.....	25,076	12,241	.....	.....	.....	Belgium.....	4,382	716	.....	.....	.....
Germany.....	63,518	35,819	.....	.....	.....	Germany.....	3,412	2,079	.....	.....	.....
Netherlands.....	40	.....	.....	.....	.....	Netherlands.....	.....	.....	.....	.....	.....
United States.....	89,478	38,772	251,119	201,512	77,488	United States.....	5,850	3,147	27,676	26,720	11,193
Total.....	509,272	240,762	292,172	255,112	103,248	Total.....	31,097	15,131	30,951	31,495	14,264
RECAPITULATION.											
British Empire.....	331,160	153,930	41,053	33,600	25,760	British Empire.....	20,448	9,189	3,275	4,775	3,071
Foreign Countries.....	178,112	86,832	251,119	201,512	77,488	Foreign Countries.....	10,649	5,942	27,676	26,720	11,193
Old, Scrap, Pig and Block. (Dutiable.)											
United Kingdom.....	Cwt. 91,277	Cwt. 18,670	Cwt. 13,619	Cwt. 4,722	Cwt. 309	United Kingdom.....	\$ 378,171	\$ 76,750	\$ 74,130	\$ 34,609	\$ 900
British Guiana.....	37	.....	9	.....	.....	British Guiana.....	108	.....	19	.....	.....
British West Indies.....	941	.....	21	92	167	British West Indies.....	3,462	.....	24	130	646
Newfoundland.....	60	.....	.....	32	493	Newfoundland.....	118	.....	.....	19	2,860
France.....	.....	.....	.....	.....	.....	France.....	.....	.....	.....	.....	.....
St. Pierre and Miquelon.....	12	5	.....	.....	.....	St. Pierre and Miquelon.....	30	10	.....	.....	.....
United States.....	19,600	147,484	491,672	115,812	121,687	United States.....	82,953	554,994	2,445,187	770,891	1,011,712
Total.....	111,927	166,150	505,321	120,658	122,656	Total.....	464,842	631,754	2,519,360	805,649	1,016,058
RECAPITULATION.											
British Empire.....	92,315	18,670	13,619	4,846	909	British Empire.....	381,859	76,750	74,173	34,758	4,346
Foreign Countries.....	19,612	147,489	491,672	115,812	121,687	Foreign Countries.....	82,983	555,004	2,445,187	770,891	1,011,712
Pigs. (Dutiable.)											
United Kingdom.....	Lb. 367,160	Lb. 426,529	Lb. 16,958	Lb. 2,765	Lb. .....	United Kingdom.....	\$ 15,977	\$ 18,106	\$ 1,893	\$ 273	\$ .....
Netherlands.....	4,800	.....	.....	.....	.....	Netherlands.....	191	.....	.....	.....	.....
United States.....	82,291	125,811	141,109	274,667	281,822	United States.....	4,508	7,699	9,098	27,342	29,466
Total.....	454,251	552,340	158,067	277,432	281,822	Total.....	20,676	25,805	10,991	27,615	29,466
RECAPITULATION.											
British Empire.....	367,160	426,529	16,958	2,765	.....	British Empire.....	15,977	18,106	1,893	273	.....
Foreign Countries.....	87,091	125,811	141,109	274,667	281,822	Foreign Countries.....	4,699	7,699	9,098	27,342	29,466

TEA LEAD. (Free.)

OTHER MANUFACTURES OF LEAD. (Dutiable.)

TOTAL LEAD. (Dutiable and Free.)[illegible]

No. 19—Imports for Consumption, by Articles and Countries, during Fiscal Years ended March 31, 1914-1918—*Con.*

Imported from—	1914	1915	1916	1917	1918	1913	1914	1915	1916	1917	1918
METALS AND MINERALS—Continued.											
MEERSCHAUM, CRUDE OR RAW. (Free.)											
United Kingdom.....	Lb. 3	Lb. 45	Lb. 10	Lb. 10	Lb. 10	Lb. 10	United Kingdom.....	\$ 22	\$ 268	\$ 73	\$ 73
Austria-Hungary.....	17	14	10	10	10	10	Austria-Hungary.....	83	2	73	73
United States.....	20	59	10	10	10	10	United States.....	85	85	73	73
Total.....	39	118	30	30	30	30	Total.....	105	355	73	73
RECAPITULATION.											
British Empire.....	3	45	10	10	10	10	British Empire.....	22	268	73	73
Foreign Countries.....	17	14	10	10	10	10	Foreign Countries.....	83	87	73	73
METAL PARTS ADAPTED FOR THE MANUFACTURE OF COVERED BUTTONS. (Dutiable.)											
United Kingdom.....	\$ 16	\$ 41	\$ 107	\$ 107	\$ 107	\$ 107	United Kingdom.....	\$ 16	\$ 41	\$ 107	\$ 107
Austria-Hungary.....	147	88	57	57	57	57	Austria-Hungary.....	32,741	27,131	35,955	35,955
Germany.....	22,594	27,093	35,955	41,273	40,628	40,628	Germany.....	16	41	107	107
Netherlands.....	32,757	27,222	36,062	41,330	40,628	40,628	Netherlands.....	32,741	27,131	35,955	35,955
United States.....	32,757	27,222	36,062	41,330	40,628	40,628	United States.....	16	41	107	107
Total.....	16	41	107	107	107	107	Total.....	32,741	27,131	35,955	35,955
RECAPITULATION.											
British Empire.....	16	41	107	107	107	107	British Empire.....	16	41	107	107
Foreign Countries.....	147	88	57	57	57	57	Foreign Countries.....	32,741	27,131	35,955	35,955
METALLIC ELEMENTS AND TUNGSTIC ACID FOR THE MANUFACTURE OF METAL FILAMENTS FOR ELECTRIC LAMPS. (Free.)											
United Kingdom.....	\$ 28	\$ 678	\$ 194	\$ 8,944	\$ 124	\$ 124	United Kingdom.....	\$ 28	\$ 678	\$ 194	\$ 194
British West Indies.....	1,748	4,063	21	542	124	124	British West Indies.....	28	678	194	194
Austria-Hungary.....	1,748	4,063	21	542	124	124	Austria-Hungary.....	45,868	31,430	42,579	42,579
Germany.....	1,748	4,063	21	542	124	124	Germany.....	28	678	194	194
Italy.....	1,553	1,553	13,194	8,473	94,587	94,587	Italy.....	45,868	31,430	42,579	42,579
Sweden.....	44,120	25,793	29,385	73,176	94,587	94,587	Sweden.....	28	678	194	194
United States.....	44,120	25,793	29,385	73,176	94,587	94,587	United States.....	45,868	31,430	42,579	42,579
Total.....	45,896	32,108	42,773	91,135	94,711	94,711	Total.....	45,868	31,430	42,579	42,579
RECAPITULATION.											
British Empire.....	28	678	194	8,944	124	124	British Empire.....	28	678	194	194
Foreign Countries.....	1,748	4,063	21	542	124	124	Foreign Countries.....	45,868	31,430	42,579	42,579
NAILS AND TACKS, BRASS AND COPPER. (Dutiable.)											
United Kingdom.....	\$ 5,583	\$ 5,583	\$ 5,583	\$ 5,583	\$ 5,583	\$ 5,583	United Kingdom.....	\$ 5,583	\$ 5,583	\$ 5,583	\$ 5,583
United States.....	5,583	5,583	5,583	5,583	5,583	5,583	United States.....	5,583	5,583	5,583	5,583
Total.....	5,583	5,583	5,583	5,583	5,583	5,583	Total.....	5,583	5,583	5,583	5,583



## SESSIONAL PAPER No. 10b

NICKEL, NICKEL SILVER OR GERMAN SILVER, IN BARS AND RODS, AND ALSO IN STRIPS, SHEETS OR PLATES. (Free.)

United Kingdom.....	Lb.	85	Lb.	Lb.	Lb.	Lb.	\$	\$	\$	\$
United States.....	508,009	584,546	725,434	4,730	645,715	554,884	129,026	139,523	207,262	240,002
Total.....	512,163	584,631	725,434	650,445	554,884	554,884	130,431	139,640	207,262	240,002
RECAPITULATION.										
British Empire.....	4,154	85		4,730	645,715	554,884	1,405	117	2,482	
Foreign Countries.....	508,009	584,546	725,434				129,026	139,523	207,262	240,002

NICKEL, NICKEL SILVER AND GERMAN SILVER, IN INGOTS OR BLOCKS, N.O.P. (Free.)

United Kingdom.....	Lb.	20,000	Lb.	Lb.	Lb.	Lb.	\$	\$	\$	\$
United States.....	18,750	90,396	14,300	202,679	27,019	89,146	7,080	32,397	5,720	10,809
Total.....	38,750	90,396	60,052	369,839	116,165	89,146	13,912	32,397	22,304	53,609
RECAPITULATION.										
British Empire.....	20,000		14,300	202,679	27,019	89,146	7,080		5,720	10,809
Foreign Countries.....	18,750	90,396	45,752	167,160			6,832	32,397	16,584	42,800

NICKEL, GERMAN AND NEVADA SILVER, MANUFACTURES OF, NOT PLATED. (Dutiable.)

United Kingdom.....	\$	23,239	\$	18,752	\$	8,718	\$	7,007	\$	60,826	\$	64,126	\$	63,958	\$	151,742	\$	134,253
British Oceania—																		
New Zealand.....																		
Austria-Hungary.....	2,714	10		792						87,869	84,775			72,866		158,982		141,987
Belgium.....	32																	
China.....	372	32		237		4		233		23,239	18,762			8,718		7,007		7,679
France.....	636	838				186			25	64,630	66,013			64,148		151,973		134,278
Germany.....																		

NICKEL-PLATED WARE, N.O.P. (Dutiable.)

United Kingdom.....	\$	138,825	\$	80,154	\$	42,776	\$	47,479	\$	30,731	\$	24	\$		\$		\$	
British Oceania—																		
Australia.....																		
Hong Kong.....	5																	
Austria-Hungary.....	1,633	484				1			31	509		93		248		75		34
Belgium.....																		
China.....																		
France.....	8,674	4,601				2,200		1,634		2,770		1,233,805		776,046		716,418		1,186,011
Germany.....	31,544	12,510				57						1,415,261		874,935		761,851		1,226,711
Italy.....	132	6																
Japan.....	67	180				150		1,939		6,625								
Netherlands.....	192	929						62										
RECAPITULATION.																		
British Empire.....												138,830		80,159		42,777		31,271
Foreign Countries.....												1,276,431		794,776		719,074		1,195,440

No 19—Imports for Consumption, by Articles and Countries, during Fiscal Years ended March 31, 1914-1918—*Con.*

Imported from —	1914	1915	1916	1917	1918	Imported from —	1914	1915	1916	1917	1918
-----------------	------	------	------	------	------	-----------------	------	------	------	------	------

## METALS AND MINERALS—Continued.

## ORE, COBALT. (Free.)

United Kingdom.....	Cwt.	Cwt.	Cwt.	Cwt.	Cwt.	United Kingdom.....	\$	\$	\$	\$	\$
United States.....	420					United States.....	11,006				
Total.....	420					Total.....	11,006				
RECAPITULATION.											
British Empire.....						British Empire.....					
Foreign Countries.....	420					Foreign Countries.....	11,006				

## ORES, OTHER, N.O.P. (Free.)

United Kingdom.....	Cwt.	Cwt.	Cwt.	Cwt.	Cwt.	United Kingdom.....	\$	\$	\$	\$	\$
Spain.....	63	576				Spain.....	530	101			
United States.....	1,503,598	765,714	2,889,528	3,100,376	2,890,618	United States.....	971,284	469,578	1,976,160	2,416,067	2,763,157
Total.....	1,503,661	766,568	2,889,528	3,100,376	2,890,618	Total.....	971,814	469,945	1,976,160	2,416,067	2,763,157
RECAPITULATION.											
British Empire.....	63	576				British Empire.....	530	101			
Foreign Countries.....	1,503,598	765,992	2,889,528	3,100,376	2,890,618	Foreign Countries.....	971,284	469,844	1,976,160	2,416,067	2,763,157

## PATTERNS OF BRASS, IRON, STEEL OR OTHER METALS, NOT BEING MODELS. (Dutiable.)

United Kingdom.....	\$	\$	\$	\$	\$	United Kingdom.....	\$	\$	\$	\$	\$
United States.....	59	153				United States.....	59	153			
Total.....	20,876	14,631	10,759	21,925	24,474	Total.....	20,876	14,631	10,759	21,925	24,474
RECAPITULATION.											
British Empire.....						British Empire.....					
Foreign Countries.....	20,935	14,784	10,759	21,925	24,474	Foreign Countries.....	20,876	14,631	10,759	21,925	24,474







## RIVETS, BURRS AND WASHERS, BRASS AND COPPER. (Dutiable.)

[illegible]

SCREWS OF BRASS OR OTHER METAL EXCEPT IRON OR STEEL, N.O.P. (Dutiable.)

[illegible]

## SILEX OR CRYSTALLIZED QUARTZ. (Free.)

	Cwt.	Cwt. 6	Cwt.	Cwt. 5		\$	\$	\$	\$	\$ 7
United Kingdom.....	403		180		United Kingdom.....	1,431		12		340
Belgium.....	1,501		35,282		Belgium.....	1,025		5,966		14,786
United States.....	16,633	8,868	35,282	16,389	United States.....	10,175				18,344
Total.....	16,633	8,874	35,462	16,394	Total.....	10,373		5,968		14,793
RECAPITULATION.										
British Empire.....	403	6	180	5	British Empire.....	431		12		340
Foreign Countries.....	16,633	8,868	35,282	16,389	Foreign Countries.....	9,942		5,956		14,786

STEREOTYPES, ELECTROTYPES AND CELLULOIDS OF NEWSPAPER COLUMNS IN ANY LANGUAGE OTHER THAN FRENCH AND ENGLISH, AND OF BOOKS, AND BASES, AND MATRICES, AND COPPER SHELLS FOR THE SAME, WHETHER COMPOSED WHOLLY OR IN PART OF METAL OR CELLULOID. (Free.)

	Sq. in.	Sq. in.	Sq. in.	Sq. in.	Sq. in.	\$	\$	\$	\$
United Kingdom.....	8,775	630	967,708	24,332	845,405	208	26	492	376
United States.....	692,777	671,915	967,708	918,277	845,405	15,490	11,529	20,494	22,156
Total.....	701,552	672,545	988,510	978,344	869,737	15,698	11,555	20,986	22,532
RECAPITULATION.									
British Empire.....	8,775	630	20,802	60,067	24,332	208	26	492	376
Foreign Countries.....	692,777	671,915	967,708	918,277	845,405	15,490	11,529	20,494	22,156

No. 19—Imports for Consumption, by Articles and Countries, during Fiscal Years ended March 31, 1914-1918—*Con.*

Imported from—	1914	1915	1916	1917	1918	Imported from—	1914	1915	1916	1917	1918
<b>METALS AND MINERALS—Continued.</b>											
<b>STEREOTYPES, ELECTROTYPES AND CELLULOIDS FOR ALMANACS, CALENDARS, ILLUSTRATED PAMPHLETS, NEWSPAPER OR OTHER ADVERTISEMENTS, N.O.P., AND MATRICES OR COPPER SHELLS FOR SUCH STEREOTYPES, ELECTROTYPES AND CELLULOIDS. (Dutiable.)</b>											
United Kingdom.....	Sq. in. 34,885	Sq. in. 15,535	Sq. in. 13,261	Sq. in. 12,491	Sq. in. 14,488	United Kingdom.....	\$ 1,510	\$ 1,246	\$ 703	\$ 517	\$ 870
Belgium.....	912	56	32	32	32	Belgium.....	80	9	4	10	10
France.....	40	56	32	32	32	France.....	10	30	4	10	10
Germany.....	350	1,071	105	105	105	Germany.....	43	24	6	1	3
Italy.....	75	329	105	105	105	Italy.....	2	16	6	1	3
Japan.....	144	54	54	54	54	Japan.....	16	3	6	1	3
Sweden.....	1,300,150	1,626,292	1,599,450	1,377,100	1,193,531	Sweden.....	68,866	54,895	56,723	68,957	53,671
Switzerland.....	1,345,556	1,643,337	1,612,848	1,389,645	1,208,049	Switzerland.....	70,527	56,207	57,436	69,475	54,544
United States.....	1,345,556	1,643,337	1,612,848	1,389,645	1,208,049	United States.....	70,527	56,207	57,436	69,475	54,544
Total.....	1,345,556	1,643,337	1,612,848	1,389,645	1,208,049	Total.....	70,527	56,207	57,436	69,475	54,544
<b>RECAPITULATION.</b>											
British Empire.....	34,885	15,535	13,261	12,491	14,488	British Empire.....	1,510	1,246	703	517	870
Foreign Countries.....	1,310,671	1,627,802	1,599,587	1,377,154	1,193,561	Foreign Countries.....	69,017	54,961	56,733	68,958	53,674
<b>STEREOTYPES, ELECTROTYPES AND CELLULOIDS AND BASES FOR THE SAME COMPOSED WHOLLY OR PARTLY OF METAL OR CELLULOID, N.O.P., AND COPPER SHELLS FOR SUCH STEREOTYPES, ELECTROTYPES AND CELLULOIDS. (Dutiable.)</b>											
United Kingdom.....	Sq. in. 220	Sq. in. 5,547	Sq. in. 3,912	Sq. in. 3,912	Sq. in. 216,126	United Kingdom.....	\$ 4	\$ 159	\$ 159	\$ 341	\$ 14,292
France.....	714,350	322,854	239,030	272,267	216,126	France.....	53,872	8,512	6,946	12,020	14,292
United States.....	714,350	322,854	239,030	272,267	216,126	United States.....	53,872	8,512	6,946	12,020	14,292
Total.....	714,570	328,401	239,030	276,179	216,126	Total.....	53,876	8,671	6,946	12,361	14,292
<b>RECAPITULATION.</b>											
British Empire.....	220	5,547	3,912	3,912	216,126	British Empire.....	4	159	159	341	14,292
Foreign Countries.....	714,350	322,854	239,030	272,267	216,126	Foreign Countries.....	53,872	8,512	6,946	12,361	14,292
<b>STEREOTYPES, ELECTROTYPES AND CELLULOIDS SPECIFIED IN PRECEDING ITEM, MATRICES FOR. (Dutiable.)</b>											
United Kingdom.....	Sq. in. 700	Sq. in. 480	Sq. in. 843,512	Sq. in. 925,890	Sq. in. 770	United Kingdom.....	\$ 23	\$ 14,235	\$ 5,748	\$ 4,925	\$ 7,237
France.....	1,165,152	1,086,245	843,512	925,890	1,337,296	France.....	10,997	14,235	5,748	4,925	7,237
United States.....	1,165,152	1,086,245	843,512	925,890	1,337,296	United States.....	10,997	14,235	5,748	4,925	7,237
Total.....	1,165,852	1,086,725	843,512	925,890	1,338,066	Total.....	10,990	14,239	5,748	4,925	7,262
<b>RECAPITULATION.</b>											
British Empire.....	700	480	843,512	925,890	770	British Empire.....	23	4	4	4	25
Foreign Countries.....	1,165,152	1,086,245	843,512	925,890	1,337,296	Foreign Countries.....	10,997	14,235	5,748	4,925	7,237

## SESSIONAL PAPER No. 106

## SWEEPINGS, GOLD AND SILVER. (Free.)

	\$	\$	\$	\$	\$	\$	RECAPITULATION.	\$	\$	\$	\$
United Kingdom.....	46	50	206	2,480	3,446	3,969	British Empire.....	46	50	2,480	3,446
Newfoundland.....			3,240				Foreign Countries.....	9,058	3,600		3,964
United States.....	9,058	3,600		2,480	3,446						
Total.....	9,104	3,650		2,480	3,446						

## TAGGING METAL, PLAIN, JAPANNED OR COATED, IN COILS, NOT OVER 1½ INCHES WIDE, FOR THE MANUFACTURE OF SHOE AND CORSET LACES. (Free.)

	Cwt.	Cwt.	Cwt.	Cwt.	Cwt.	Cwt.	United Kingdom.....	\$	\$	\$	\$
United Kingdom.....	2	1	1	1	1	1	France.....	118	24	65	
France.....	5	5	119	380	264	177	Germany.....	50	20		
Germany.....	38						United States.....	404	1,503	7,815	5,310
United States.....							Total.....	638	1,553	7,880	5,310
Total.....	45	121	381		264	177					3,775
RECAPITULATION.											
British Empire.....		1					RECAPITULATION.				
Foreign Countries.....	45	120	381		264	177	British Empire.....	638	24	7,880	5,310
							Foreign Countries.....		1,529		
							Total.....				3,775

## TIN.

## BLOCKS, PIGS AND BARS. (Free.)

	Cwt.	Cwt.	Cwt.	Cwt.	Cwt.	Cwt.	United Kingdom.....	\$	\$	\$	\$
United Kingdom.....	17,524	12,173	24,653	30,759	33,334	728,619	British East Indies.....	402,594	879,016	1,246,771	1,836,429
British East Indies.....	7,619	1,876	121	112	2,230	338,193	Straits Settlements.....	65,589	4,207	4,222	97,493
Straits Settlements.....	405	892	346		618	15,709	Hong Kong.....	32,031	10,314		35,564
Hong Kong.....						133	Belgium.....				
Belgium.....	3					6,466	China.....				
China.....	163					4,806	Germany.....	3,922			
Germany.....	125	112				866,014	United States.....	498,684	274,064	203,787	141,558
United States.....	20,237	14,329	7,636	4,855	2,501		Alaska.....	980			
Alaska.....		20					Total.....	1,003,800	1,167,601	1,454,780	2,111,044
Total.....	46,076	29,402	32,756	35,726	38,683	1,959,940					
RECAPITULATION.							RECAPITULATION.				
British Empire.....	25,548	14,941	25,120	30,871	36,182	1,082,521	British Empire.....	500,214	893,537	1,250,933	1,969,486
Foreign Countries.....	20,528	14,461	7,636	4,855	2,501	877,419	Foreign Countries.....	503,586	274,064	203,787	141,558

No. 19—Imports for Consumption, by Articles and Countries, during Fiscal Years ended March 31, 1914-1918—*Con.*

Imported from—	1914	1915	1916	1917	1918	Imported from—	1914	1915	1916	1917	1918
METALS AND MINERALS—Continued.											
TIN—Concluded.											
PLATES AND SHEETS. (Free.)											
United Kingdom.....	Cwt. 204,017	Cwt. 136,935	Cwt. 38,700	Cwt. 17,862	Cwt. 12,321	United Kingdom.....	\$ 684,947	\$ 450,950	\$ 159,150	\$ 144,921	\$ 84,116
France.....	.....	.....	.....	.....	.....	France.....	.....	365	.....	.....	.....
Germany.....	50	848,107	981,499	1,178,366	1,270,796	Germany.....	156	2,580,909	3,256,156	6,334,732	9,853,542
United States.....	853,517	.....	.....	.....	.....	United States.....	.....	.....	.....	.....	.....
Total.....	1,037,584	985,103	1,020,199	1,196,228	1,283,117	Total.....	3,544,104	3,032,224	3,415,306	6,479,653	9,937,658
RECAPITULATION.											
British Empire.....	204,017	136,935	38,700	17,862	12,321	British Empire.....	684,947	450,950	159,150	144,921	84,116
Foreign Countries.....	853,567	848,163	981,499	1,178,366	1,270,796	Foreign Countries.....	2,859,217	2,581,274	3,256,156	6,334,732	9,853,542
TIN CRYSTALS. (Free.)											
United Kingdom.....	\$ 353	.....	.....	.....	.....	United Kingdom.....	\$ 7,158	.....	.....	.....	.....
Germany.....	6,805	7,856	12,797	9,419	13,397	Germany.....	.....	7,856	12,797	9,419	13,397
United States.....	.....	.....	.....	.....	.....	United States.....	.....	.....	.....	.....	.....
Total.....	7,158	7,856	12,797	9,419	13,397	Total.....	7,158	7,856	12,797	9,419	13,397
RECAPITULATION.											
British Empire.....	.....	.....	.....	.....	.....	British Empire.....	.....	.....	.....	.....	.....
Foreign Countries.....	.....	.....	.....	.....	.....	Foreign Countries.....	.....	.....	.....	.....	.....
TIN FOIL. (Free.)											
United Kingdom.....	Lb. 7,511	Lb. 9,154	Lb. 11,597	Lb. 4,326	Lb. 2,047	United Kingdom.....	\$ 3,238	\$ 3,181	\$ 3,402	\$ 3,550	\$ 1,181
Belgium.....	1,456	.....	.....	.....	.....	Belgium.....	557	.....	.....	.....	.....
France.....	.....	680	.....	100	.....	France.....	.....	84	.....	53	.....
Germany.....	29,886	4,398	.....	.....	.....	Germany.....	13,037	2,007	.....	.....	.....
Japan.....	.....	.....	30	.....	.....	Japan.....	.....	.....	16	.....	.....
Netherlands.....	7,280	720	400	.....	.....	Netherlands.....	3,557	364	315	.....	.....
Norway.....	2,240	.....	.....	.....	.....	Norway.....	1,056	.....	.....	.....	.....
United States.....	1,102,668	1,111,430	1,221,301	1,397,025	928,506	United States.....	165,475	149,632	197,760	303,265	246,491
Total.....	1,151,041	1,126,382	1,233,328	1,401,451	930,553	Total.....	186,920	155,208	201,493	306,868	247,672
RECAPITULATION.											
British Empire.....	7,511	9,154	11,597	4,326	2,047	British Empire.....	3,238	3,181	3,402	3,550	1,181
Foreign Countries.....	1,143,530	1,117,228	1,221,731	1,397,125	928,506	Foreign Countries.....	183,682	152,087	198,091	303,318	246,491





No. 19—Imports for Consumption, by Articles and Countries, during Fiscal Years ended March 31, 1914-1918—*Con.*

Imported from—	1914	1915	1916	1917	1918	Imported from—	1914	1915	1916	1917	1918
METALS AND MINERALS—Continued.											
TYPE METAL IN BLOCKS, BARS, PLATES AND SHEETS. (Dutiable.)											
United Kingdom.....	\$ 1,216	282	\$ 1,700	\$ 2,087	\$ 1,092	RECAPITULATION.					
Newfoundland.....				5		British Empire.....	1,216	282	1,700		1,092
United States.....	1,113	780	99	108	27	Foreign Countries.....	1,113	780	99	108	27
Total.....	2,329	1,062	1,799	2,200	1,119						
WIRE OF BRASS, ZINC, IRON OR STEEL, SCREWED OR TWISTED, OR FLATTENED AND CORRUGATED, FOR USE IN NAILING MACHINES, FOR THE MANUFACTURE OF BOOTS AND SHOES. (Free.)											
United Kingdom.....	Lb. 144,345	Lb. 116,894	Lb. 133,220	Lb. 181,716	Lb. 94,296	United Kingdom.....	\$ 50,872	\$ 40,721	\$ 53,078	\$ 59,771	\$ 31,819
United States.....						United States.....					
Total.....	144,345	116,894	133,220	181,716	94,496	Total.....	50,872	40,721	53,078	59,771	31,859
RECAPITULATION.											
British Empire.....					200	British Empire.....					40
Foreign Countries.....	144,345	116,894	133,220	181,716	94,296	Foreign Countries.....	50,872	40,721	53,078	59,771	31,819
WIRE ROPE, STRANDED OR TWISTED WIRE, CLOTHES LINES, PICTURE OR OTHER TWISTED WIRE, AND WIRE CABLES, N.O.P., EXCEPT IRON AND STEEL. (Dutiable.)											
United Kingdom.....	\$ 914		\$	\$	\$	RECAPITULATION.					
France.....	423					British Empire.....	914				
Germany.....	924					Foreign Countries.....	2,534		1,019		5,451
United States.....	1,187	727	1,019	9,664	5,431						
Total.....	3,448	727	1,019	9,664	5,431						
WIRE OF ALL KINDS EXCEPT IRON OR STEEL, N.O.P. (Dutiable.)											
United Kingdom.....	\$ 2,835	\$ 976	\$ 690	\$ 819	\$ 108	RECAPITULATION.					
Austria-Hungary.....	1,748					British Empire.....	2,835		690		108
France.....	148		215	71	85	Foreign Countries.....	31,463		62,910		94,682
Germany.....	1,969	2,441									
Sweden.....		697									
United States.....	27,603	31,712	62,695	109,091	94,597						
Total.....	34,303	35,826	63,600	109,981	94,790						

## SESSIONAL PAPER No. 10b

YELLOW METAL, IN BARS, BOLTS AND SHEETS FOR THE CONSTRUCTION OR REPAIR OF VESSELS. (Free.)

	Cwt.	Cwt.	Cwt.	Cwt.	Cwt.	Cwt.	\$	\$	\$	\$	\$
United Kingdom.....	397	259	36	.....	.....	.....	6,047	3,111	.....	1,163	.....
British West Indies.....	249	241	276	236	.....	.....	3,546	3,562	5,020	10,758	8,802
United States.....	646	500	245	236	.....	.....	9,593	6,373	5,028	11,921	8,802
Total.....	.....	.....	.....	.....	.....	.....	.....	.....	.....	.....	.....
RECAPITULATION.	.....	.....	.....	.....	.....	.....	.....	.....	.....	.....	.....
British Empire.....	397	259	36	.....	.....	.....	6,047	3,111	8	1,163	.....
Foreign Countries.....	249	241	276	236	.....	.....	3,546	3,562	5,020	10,758	8,802

## ZINC.

BLOCKS, PIGS, BARS, RODS, SHEETS, AND PLATES. (Free.)

	Cwt.	Cwt.	Cwt.	Cwt.	Cwt.	Cwt.	\$	\$	\$	\$	\$
United Kingdom.....	3,996	715	52	.....	.....	.....	24,468	4,432	707	.....	352
Newfoundland.....	.....	3	9	.....	.....	.....	.....	6	34	.....	.....
Belgium.....	19,900	6,920	.....	.....	.....	.....	111,716	36,616	.....	4	.....
France.....	.....	12	.....	.....	.....	.....	.....	120	.....	.....	.....
St. Pierre and Miquelon.....	.....	5,426	.....	.....	.....	.....	.....	28,714	.....	.....	58
Germany.....	11,565	.....	.....	.....	.....	.....	63,053	129,731	236,673	321,850	418,186
United States.....	10,313	17,164	13,056	21,905	27,021	.....	72,788	199,619	237,414	321,854	418,596
Total.....	45,774	30,240	13,117	21,905	27,053	.....	271,025	.....	.....	.....	.....
RECAPITULATION.	.....	.....	.....	.....	.....	.....	.....	.....	.....	.....	.....
British Empire.....	3,996	715	61	.....	.....	.....	24,468	4,438	741	4	352
Foreign Countries.....	41,778	29,522	13,056	21,905	27,032	.....	246,557	195,181	236,673	321,850	418,214

## SPELTER. (Free.)

	Cwt.	Cwt.	Cwt.	Cwt.	Cwt.	Cwt.	\$	\$	\$	\$	\$
United Kingdom.....	22,474	4,246	112	.....	.....	.....	110,717	20,157	2,433	.....	300
Belgium.....	18,243	14,478	.....	.....	.....	.....	89,671	72,043	.....	.....	.....
Germany.....	9,683	8,209	.....	.....	.....	.....	46,364	39,751	.....	.....	.....
Netherlands.....	3,360	560	.....	.....	.....	.....	15,260	2,688	.....	.....	.....
Norway.....	.....	.....	.....	.....	.....	.....	6,429	.....	.....	.....	.....
United States.....	62,712	101,636	143,233	137,954	163,577	.....	330,497	577,170	2,139,133	1,732,192	1,497,674
Total.....	117,372	129,119	143,345	137,954	163,617	.....	598,938	711,809	2,131,566	1,732,192	1,497,974
RECAPITULATION.	.....	.....	.....	.....	.....	.....	.....	.....	.....	.....	.....
British Empire.....	22,474	4,246	112	.....	.....	.....	110,717	20,157	2,433	.....	300
Foreign Countries.....	94,898	124,873	143,233	137,954	163,577	.....	488,221	691,652	2,139,133	1,732,192	1,497,674

No 19—Imports for Consumption, by Articles and Countries, during Fiscal Years ended March 31, 1914-1918—*Con.*

Imported from —	1914	1915	1916	1917	1918	Imported from —	1914	1915	1916	1917	1918
-----------------	------	------	------	------	------	-----------------	------	------	------	------	------

METALS AND MINERALS—Concluded.

ZINC—Concluded.

TUBING OF ZINC, SEAMLESS DRAWN. (Free.)

	Lb.	Lb.	Lb.	Lb.	Lb.		\$	\$	\$	\$	\$
United Kingdom.....						United Kingdom.....					
United States.....			100			United States.....				27	
Total.....			100			Total.....				27	
RECAPITULATION.											
British Empire.....						British Empire.....					
Foreign Countries.....			100			Foreign Countries.....				27	

OTHER MANUFACTURES OF ZINC. (Dutiable.)

	\$	\$	\$	\$	\$		\$	\$	\$	\$	\$
United Kingdom.....	2,157					United States.....	46,260	26,153	21,716	64,714	76,467
Austria-Hungary.....	81	2,356	130		311	Total.....	49,455	30,386	21,877	65,296	76,786
Belgium.....		1,819	31			RECAPITULATION.					
France.....	638	9				British Empire.....	2,157	2,356	130	582	311
Germany.....	319	49				Foreign Countries.....	47,298	28,030	21,747	64,714	76,475
Japan.....					8						

TOTAL ZINC. (Dutiable and Free.)

	\$	\$	\$	\$	\$		\$	\$	\$	\$	\$
United Kingdom.....	137,342					Norway.....	6,429				
Newfoundland.....		26,945	3,270		963	Russia.....	10				
Austria-Hungary.....	81	6	34		4	United States.....	449,545	733,064	2,387,549	2,118,756	1,992,327
Belgium.....	201,387	110,478	31			Total.....	919,418	941,814	2,390,884	2,119,342	1,993,356
France.....	638	129			58	RECAPITULATION.					
St. Pierre and Miquelon.....		68,514				British Empire.....	137,342	26,951	3,204	586	963
Germany.....	108,736				8	Foreign Countries.....	782,076	914,863	2,387,580	2,118,756	1,992,393
Japan.....											
Netherlands.....	15,290	2,688									

MINERAL AND BITUMINOUS SUBSTANCES, N.O.P. (Dutiable.)

	\$	\$	\$	\$	\$		\$	\$	\$	\$	\$
United Kingdom.....	21,478					Germany.....	8,005	2,842			
British East Indies—		11,063	9,913		20,326	Italy.....	219				203
India.....	606			790	242	Netherlands.....	316	233			



## SESSIONAL PAPER No. 106

Straits Settlements.....	1,217	495	928	318	14
Other.....			141,734	129,113	133,949
British Oceania—					367,866
Australia.....					695,101
Newfoundland.....	869	218			
Austria-Hungary.....	137		175,909	141,048	392,021
Belgium.....	289				716,100
Denmark.....	1,836				
Total.....					
RECAPITULATION.....					
British Empire.....			22,953	12,280	24,155
Foreign Countries.....			152,956	131,768	367,866

## RECAPITULATION—METALS AND MINERALS. (Dutiable and Free.)

United Kingdom.....	20,060,767	9,976,955	7,163,674	6,587,450	26,675	4,990	3,928	207	\$	621
Bermuda.....		866	2,266	2,537			21,839	67,356		218,394
British Africa, South.....	81							75		
British East Indies—										
India.....	1,357	1,266	999	242			195,889	389,095		1
Straits Settlements.....	393,223	65,589	4,207	97,493			224,950	162,177		578,620
Other.....	2,106	1,460	4,222				8,736	2,411		733
British Guiana.....	1,256	738					25,590	144		25
British Oceania—								509		
Australia.....	996	264	915	7,489				80		71
New Zealand.....	15	207					58	17		
British West Indies.....	4,545	1,450	6,732	4,961			5,538	163		
Egypt and Sudan.....							5,510	6,368		14
Hong Kong.....	17,170	33,511	11,365	38,493			128,223	81,916		67,132
Malta.....							81,118	50,806		4,302
Newfoundland.....	881,457	378,908	1,005,543	981,833			160	223		
Austria-Hungary.....	261,346	95,314	1,348	1,022			121,314,775	96,250,836		197,665,527
Belgium.....	1,184,616	389,766	891	908			67	2,288		102
Brazil.....							4			
China.....	6,831	180	8,547	7						
Cuba.....		35	38,000	8,572			50			
Denmark.....	5,820	2,674	3,003							
Egypt and Sudan.....	489	122								
Fiji.....	293,789	134,875	60,503	62,274						
St. Pierre and Miquelon.....	1,689	679	1,589	22,451						
Germany.....	3,566,293	1,195,550	5,289							
Greece.....	338									
Total.....							148,447,450	84,407,095	103,449,489	206,353,477
RECAPITULATION.....										
British Empire.....			21,308,426	10,460,837	6,788,986	8,186,058				7,720,510
Foreign Countries.....			127,139,024	73,946,258	96,660,503	157,000,892				198,632,967

## MODELS OF INVENTIONS AND OTHER IMPROVEMENTS IN THE ARTS. (Free.)

United Kingdom.....	4,334	6,289	504	1,941	35	44,062	27,738	26,509	32,661	\$	60,746
British Oceania—											
Australia.....					20	50,294	34,602	27,013	34,602		61,823
France.....	643	139									
Germany.....	1,245	10									
Netherlands.....	10										
Total.....											
RECAPITULATION.....											
British Empire.....						4,334	6,289	504	1,941		55
Foreign Countries.....						45,900	27,887	26,509	32,661		61,768

No. 19—Imports for Consumption, by Articles and Countries, during Fiscal Years ended March 31, 1914-1918—*Con.*

Imported from—	1914	1915	1916	1917	1918	Imported from—	1914	1915	1916	1917	1918
<b>MUSICAL INSTRUMENTS.</b>											
<b>BRASS BAND INSTRUMENTS AND BAGPIPES. (Dutiable.)</b>											
United Kingdom.....	\$ 29,656	\$ 21,293	\$ 62,501	\$ 75,452	\$ 21,555	Switzerland.....	\$ 48	\$ 97	\$ .....	\$ .....	\$ 584
Hong Kong.....	11,334	6,411	6	..	..	United States.....	21,800	22,874	30,980	46,887	25,965
Austria-Hungary.....	13	196	..	..	..	Total.....	83,938	59,650	105,908	138,922	55,055
Belgium.....	18,488	8,495	12,421	11,625	5,028						
France.....	2,557	205	..	4,877	1,953	<b>RECAPITULATION.</b>					
Germany.....	10	13	..	81	..	British Empire.....	29,656	21,293	62,507	75,452	21,525
Italy.....	..	28	..	..	..	Foreign Countries.....	54,282	38,357	43,401	63,470	33,530
Netherlands.....	..	38	..	..	..						

## ORGANS, CABINET. (Dutiable.)

United Kingdom.....	No. 1	No. 1	No. 1	No. 1	No. 1	United Kingdom.....	\$ 16	\$ 71	\$ .....	\$ .....	\$ .....
Hong Kong.....	3	..	1	1	..	Hong Kong.....	570	..	8	293	..
France.....	..	..	..	..	..	France.....	..	63	..	..	..
Italy.....	..	..	..	..	..	Italy.....	..	25	105	..	..
Japan.....	389	350	297	360	379	Japan.....	23,964	19,874	11,789	14,192	20,081
United States.....	..	..	..	..	..	United States.....	..	..	..	..	..
Total.....	393	353	285	361	379	Total.....	24,550	20,033	11,907	14,485	20,081
<b>RECAPITULATION.</b>											
British Empire.....	1	1	1	1	1	British Empire.....	16	71	5	..	..
Foreign Countries.....	392	352	284	361	379	Foreign Countries.....	24,534	19,962	11,902	14,485	20,081

## ORGANS, PIPE. (Dutiable.)

United Kingdom.....	No. 1	No. 1	No. 1	No. 1	No. 1	United Kingdom.....	\$ 3,427	\$ 1,003	\$ .....	\$ .....	\$ .....
Germany.....	5	2	2	2	9	Germany.....	11,648	1,400	8,297	557	25,107
United States.....	..	..	..	..	..	United States.....	..	1,400	9,300	557	25,107
Total.....	6	2	3	2	9	Total.....	15,075	1,400	9,300	557	25,107
<b>RECAPITULATION.</b>											
British Empire.....	1	1	1	1	1	British Empire.....	15,075	1,400	1,003	557	25,107
Foreign Countries.....	6	2	2	2	9	Foreign Countries.....	..	..	8,297	..	..

PHONOGRAPHS, GRAPHOPHONES, GRAMAPHONES AND FINISHED PARTS THEREOF, INCLUDING CYLINDERS AND RECORDS THEREFOR. (Datable.)

PIANO AND ORGAN PLAYERS, MECHANICAL. (Dutiable.)PIANOS. (Dutiable.)

No.	No.	No.	No.	No.	No.	\$	\$	\$	\$
208	81	7	1	United Kingdom.....	31,001	10,526	1,294	100	
1	2	2	2	Austria-Hungary.....	333	358			
3	3			Belgium.....	606	1,106			
30	9			Germany.....	9,433	3,020			
2,156	1,279	631	858	United States.....	380,647	219,508	141,525	153,729	232,051
2,398	1,374	638	859	Total.....	422,080	234,578	142,819	153,829	232,051
RECAPITULATION.									
208	81	7	1	British Empire.....	31,001	10,526	1,294	100	
2,190	1,203	631	858	Foreign Countries.....	391,079	224,052	141,525	153,729	232,051







No. 19—Imports for Consumption, by Articles and Countries, during Fiscal Years ended March 31, 1914-1918—*Con.*

Imported from—	1914	1915	1916	1917	1918	Imported from—	1914	1915	1916	1917	1918
United Kingdom.....	2,863	3,453	565	59	3,459	RECAPITULATION. British Empire..... Foreign Countries.....	2,863	3,453	565	59	3,459
Germany.....	798	386	.....	.....	58,286		48,617	29,201	26,914	96,454	58,286
United States.....	47,819	28,815	26,914	96,454	61,745		.....	.....	.....	.....	.....
Total.....	51,480	32,654	27,479	96,513	.....						

## LENSES, SILVERED, FOR AUTOMOBILE LAMPS. (Dutiable.)

United Kingdom.....	.....	.....	.....	.....	.....	RECAPITULATION. British Empire..... Foreign Countries.....	.....	.....	.....	.....	.....
United States.....	.....	2,986	265	459	566		.....	2,986	265	459	566
Total.....	.....	2,986	265	459	566		.....	.....	.....	.....	.....

PHILOSOPHICAL AND SCIENTIFIC APPARATUS AND PREPARATIONS, MAPS, PHOTOGRAPHIC REPRODUCTIONS, CASTS AS MODELS, ETCHINGS, LITHO  
GRAPHIC PRINTS OR CHARTS, FOR ANY INSTITUTION ESTABLISHED SOLELY FOR RELIGIOUS OR EDUCATIONAL PURPOSES, OR FOR THE  
ENCOURAGEMENT OF THE FINE ARTS OR FOR THE USE OF ANY SCHOOL AND NOT FOR SALE. (Free.)

United Kingdom.....	50,230	39,268	22,739	18,941	18,066	Norway..... Russia..... Sweden..... Switzerland..... Turkey..... United States..... Alaska.....	.....	.....	.....	827	.....
Bermuda.....	38	.....	.....	10	.....		10	357	378	.....	.....
British Oceania— Australia..... British West Indies.....	.....	56	.....	21	35		615	216	5	.....	302
Austria-Hungary.....	70	92	.....	6	4	Total..... RECAPITULATION. British Empire..... Foreign Countries.....	26	21	124,241	217,810	166,710
Belgium.....	3,998	551	.....	.....	.....		184,045	172,028	.....	.....	.....
China.....	20	.....	.....	.....	41		.....	25	.....	.....	.....
Denmark.....	.....	169	.....	82	.....		283,203	226,890	149,857	238,165	188,540
France.....	10,314	4,737	1,323	1,225	3,141		.....	.....	.....	.....	.....
Germany.....	32,280	8,721	.....	.....	.....		50,268	39,324	22,739	18,978	18,105
Italy.....	221	590	.....	.....	241		232,935	187,566	127,118	219,187	170,435
Japan.....	50	.....	20	.....	.....		.....	.....	.....	.....	.....
Netherlands.....	.....	59	324	70	.....		.....	.....	.....	.....	.....

SPECTACLES, EYE-GLASSES AND GROUND OR FINISHED SPECTACLE OR EYE-GLASS LENSES. (Dutiable.)

[illegible]

SPECTACLE AND EYE-GLASS FRAMES, AND METAL PARTS OF. (Dutiable.)

[illegible]

OTHER OPTICAL, PHILOSOPHICAL, PHOTOGRAPHIC AND MATHEMATICAL INSTRUMENTS. (Dutiable.)

[illegible]

## RECAPITULATION—OPTICAL, PHILOSOPHICAL, PHOTOGRAPHIC AND MATHEMATICAL INSTRUMENTS (Dutiable and Free.)

[illegible]

No. 19—Imports for Consumption, by Articles and Countries, during Fiscal Years ended March 31, 1914-1918—*Con.*

Imported from—	1914	1915	1916	1917	1918	Imported from—	1914	1915	1916	1917	1918
PACKAGES, USUAL OUTSIDE COVERINGS. (Dutiable.)											
United Kingdom.....	1,679,364	1,182,069	904,129	1,198,365	873,339	Japan.....	22,429	18,189	32,685	60,707	85,567
Bermuda.....	130	145	72	60	53	Mexico.....	196,773	130,137	103,948	72,434	31,449
British Africa, East.....	344	44	55	150	9	Netherlands.....	3,140	1,789	674	288	250
“ “ South.....						Dutch East Indies.....	3,140	1,789	674	288	75
British East Indies—						Norway.....	785	531	686	435	369
India.....	1,301	518	233	945	182	Persia.....	171	91	445	22	6
Straits Settlements.....	1,122	958	2,168	2,694	3,056	Portugal.....	26,548	26,712	21,898	20,834	14,704
Other.....	63	54	84	84	1,066	Sweden.....	7,631	3,146	625	726	474
British Guiana.....	4,655	4,302	4,416	3,018	7,402	Switzerland.....	3,459	2,588	1,978	2,457	1,765
British Oceania—						Turkey.....	676	715	20	12	8
Australia.....	7,545	6,265	1,242	1,418	3,728	United States.....	677,168	438,869	413,972	514,432	610,885
New Zealand.....	1,140	1,313	890	3,130	4,130	Alaska.....	62	13	2	2	3
British West Indies.....	2,558	1,505	2,264	2,356	13,829	Hawaii.....	73	26	7	10	3
Egypt and Sudan.....			11	9	34	Philippine Islands.....		1			
Hong Kong.....	21,138	21,998	15,926	20,427	25,655	Uruguay.....	8	18			
Malta.....					2	Venezuela.....					
Newfoundland.....	141	5	26	17	4	Total.....	3,144,972	2,123,533	1,620,884	2,007,870	1,756,308
Austria-Hungary.....	25,633	10,809	668	23	2	RECAPITULATION.					
Belgium.....	66,255	28,990	735	80		British Empire.....	1,719,563	1,219,176	931,576	1,234,394	932,436
Brazil.....	2					Foreign Countries.....	1,425,409	904,357	689,308	773,476	823,872
China.....	4,233	3,052	2,815	3,203	3,422						
Cuba.....	4,232	2,485	1,337	1,247	1,203						
Denmark.....	279	203	149	53	10						
Danish West Indies.....	67										
Egypt and Sudan.....	64	13									
France.....	211,308	155,605	97,529	85,259	64,933						
French Africa.....	12	168	64	20	3						
St. Pierre and Miquelon.....	80	103	98	47							
Germany.....	137,356	68,170	1,246	243	1,179						
Greece.....	546	226	213	150	5						
Italy.....	16,256	10,609	7,466	10,774	7,557						

## PAINTINGS.

PAINTINGS IN OIL OR WATER COLOURS, AND PASTELS, VALUED AT NOT LESS THAN \$20 EACH; PAINTINGS AND SCULPTURES BY ARTISTS DOMICILED IN CANADA BUT RESIDING TEMPORARILY ABROAD FOR PURPOSES OF STUDY. (Free.)

	\$	\$	\$	\$	\$		\$	\$	\$	\$	\$
United Kingdom.....	382,335	173,401	64,447	61,636	33,092	Spain.....	459				
British West Indies.....	308					Sweden.....	20,000				
Hong Kong.....	30					Switzerland.....	735	1,368	320	200	







## SESSIONAL PAPER No. 10b

## GOLD LIQUID PAINT. (Dutiable.)

	\$	\$	\$	\$	\$	\$	\$	\$	\$
United Kingdom.....	1,179	111	203	17	701	RECAPITULATION.			
France.....	56	4	33	22	.....	British Empire.....	1,179	17	701
Germany.....	1,698	915	.....	470	8,011	Foreign Countries.....	12,079	8,697	8,011
Sweden.....	10,325	7,881	8,664	7,465	.....				
United States.....	.....	.....	.....	.....	.....				
Total.....	13,258	8,911	8,900	7,974	8,712				

## LAMP BLACK, BONE BLACK, IVORY BLACK AND CARBON BLACK. (Free.)

	Lb.	Lb.	Lb.	Lb.	Lb.	\$	\$	\$	\$	\$	\$
United Kingdom.....	1,028,726	28,782	112,000	402	36	30,362	5,966	4,304	87	19	
Belgium.....	4,670	155	.....	851	.....	138	20	.....	138	.....	
France.....	600	6,710	.....	.....	.....	36	70	.....	.....	.....	
Germany.....	52,255	.....	250	.....	.....	890	.....	55	.....	.....	
Japan.....	.....	82,253	.....	.....	.....	.....	3,921	.....	.....	.....	
Netherlands.....	7,200	3,600	.....	.....	.....	180	93	.....	.....	.....	
Sweden.....	1,480,636	1,629,257	1,781,209	2,392,813	2,217,430	64,462	70,400	81,944	156,564	185,089	
United States.....	.....	.....	.....	.....	.....	.....	.....	.....	.....	.....	
Total.....	2,574,087	1,750,757	1,893,459	2,394,066	2,217,466	96,088	80,470	86,303	156,789	185,108	
RECAPITULATION.											
British Empire.....	1,028,726	28,782	112,000	402	36	30,362	5,966	4,304	87	19	
Foreign Countries.....	1,545,361	1,721,975	1,781,459	2,393,664	2,217,430	65,726	74,504	81,999	156,702	185,089	

## LEAD, RED, DRY, AND ORANGE MINERAL. [Dutiable (Free under Preferential).]

	Lb.	Lb.	Lb.	Lb.	Lb.	\$	\$	\$	\$	\$	\$
United Kingdom.....	1,457,446	680,092	174,699	376,957	2,110	54,444	27,975	11,675	34,795	255	
Belgium.....	29,601	4,480	.....	.....	.....	1,489	141	.....	.....	.....	
France.....	2,340	.....	22	.....	.....	78	.....	2	.....	.....	
Germany.....	325,830	18,748	.....	.....	.....	17,485	919	.....	.....	.....	
Netherlands.....	71,015	45,857	.....	.....	.....	3,071	1,641	.....	.....	.....	
United States.....	410,203	429,661	1,164,729	803,860	702,510	20,678	22,057	75,202	70,033	73,007	
Total.....	2,296,455	1,178,838	1,339,450	1,180,817	704,620	97,245	52,733	86,879	104,828	73,262	
RECAPITULATION.											
British Empire.....	1,457,446	680,092	174,699	376,957	2,110	54,444	27,975	11,675	34,795	255	
Foreign Countries.....	838,989	498,746	1,164,751	803,860	702,510	42,801	24,758	75,204	70,033	73,007	

No. 19—Imports for Consumption, by Articles and Countries, during Fiscal Years ended March 31, 1914-1918—*Con.*

Imported from—	1914	1915	1916	1917	1918	Imported from—	1914	1915	1916	1917	1918
PAINTS AND VARNISHES—Continued.											
PAINTS—Continued											
LEAD, WHITE DRY. (Dutiable.)											
United Kingdom.....	Lb. 602,071	Lb. 156,528	Lb. 15,226	Lb. 29,101	Lb. .....	United Kingdom.....	\$ 31,324	\$ 8,420	\$ 1,038	\$ 3,205	\$ .....
Gibraltar.....	400	.....	.....	100	.....	Gibraltar.....	17	.....	.....	9	.....
Newfoundland.....	.....	2,210	.....	.....	100	Newfoundland.....	.....	226	.....	.....	15
Germany.....	265,489	128,548	406,788	157,499	324,185	Germany.....	14,785	6,064	21,347	12,472	29,257
United States.....	.....	.....	.....	.....	.....	United States.....	.....	.....	.....	.....	.....
Total.....	867,960	287,286	422,014	186,700	324,285	Total.....	46,126	15,310	22,385	15,686	29,272
RECAPITULATION.											
British Empire.....	602,471	156,528	15,226	29,201	100	British Empire.....	31,341	8,420	1,038	3,214	15
Foreign Countries.....	265,489	130,758	406,788	157,499	324,185	Foreign Countries.....	14,785	6,890	21,347	12,472	29,257
LEAD, WHITE, GROUND IN OIL. (Dutiable.)											
United Kingdom.....	Lb. 885,561	Lb. 418,559	Lb. 56,017	Lb. 25,910	Lb. 2,216	United Kingdom.....	\$ 50,103	\$ 24,203	\$ 3,815	\$ 2,772	\$ 274
British West Indies.....	141,045	54,125	57,947	34,673	60,275	British West Indies.....	7,642	2,761	2,918	2,811	5,627
Newfoundland.....	.....	.....	.....	.....	.....	Newfoundland.....	.....	.....	.....	.....	.....
Germany.....	.....	.....	.....	.....	.....	Germany.....	.....	.....	.....	.....	.....
United States.....	.....	.....	.....	.....	.....	United States.....	.....	.....	.....	.....	.....
Total.....	1,026,606	472,684	113,964	60,583	62,491	Total.....	57,745	26,964	6,733	5,583	5,901
RECAPITULATION.											
British Empire.....	885,561	418,559	56,017	25,910	2,216	British Empire.....	50,103	24,203	3,815	2,772	274
Foreign Countries.....	141,045	54,125	57,947	34,673	60,275	Foreign Countries.....	7,642	2,761	2,918	2,811	5,627
LIQUID FILERS, ANTI-CORROSIVE AND ANTI-FOULING PAINTS, AND GROUND AND LIQUID PAINTS, N.O.P. (Dutiable.)											
United Kingdom.....	Lb. 1,572,867	Lb. 1,150,899	Lb. 645,375	Lb. 401,159	Lb. 330,899	United Kingdom.....	\$ 141,788	\$ 123,104	\$ 77,913	\$ 80,030	\$ 63,909
British West Indies.....	.....	.....	.....	2,404	.....	British West Indies.....	.....	.....	.....	422	.....
Newfoundland.....	.....	.....	.....	286	238	Newfoundland.....	.....	.....	.....	58	31
Austria-Hungary.....	.....	.....	.....	.....	.....	Austria-Hungary.....	.....	.....	.....	.....	.....
Belgium.....	8,608	100	231	.....	.....	Belgium.....	.....	25	.....	.....	.....
France.....	12,757	90	14,551	6,327	6,585	France.....	692	11	2,155	689	1,477
Germany.....	15,603	2,279	.....	.....	.....	Germany.....	1,924	619	.....	.....	.....
Japan.....	.....	5,567	.....	.....	.....	Japan.....	2,274	1,365	.....	.....	.....
Netherlands.....	6,179	11,758	7,360	6,821	682	Netherlands.....	.....	.....	2	1,545	291
Norway.....	3,890	1,700	8,260	15,651	.....	Norway.....	1,106	2,204	1,159	2,662	.....
							452	135	852	.....	.....



## SESSIONAL PAPER No. 10b

Switzerland.....	3,377,683	2,772,877	100	2,106,547	2,264,964	Switzerland.....	188,351	241,926	292,769
United States.....	4,997,587	3,945,270	2	2,782,449	2,757,672	United States.....	204,726	214,714	241,926
Total.....	1,572,867	1,150,899	150	645,606	403,909	Total.....	442,962	342,177	358,477
RECAPITULATION.	3,424,720	2,794,371	2,136,843	2,283,763	2,745,580	RECAPITULATION.	141,788	123,104	63,940
British Empire.....						British Empire.....	301,174	219,073	294,537
Foreign Countries.....						Foreign Countries.....			

## LITHARGE. (Free.)

United Kingdom.....	3,402	3,855	Cwt.	150	519	2	15,072	17,415	876	\$	\$
Germany.....	6,038	1,841	22,830	24,757	23,828	United Kingdom.....	30,935	8,640	136,854	4,611	31
United States.....	1,768	4,851	22,980	25,276	23,830	Germany.....	10,900	23,865	206,513	240,237	
Total.....	11,288	10,547	22,980	25,276	23,830	United States.....	57,207	49,920	137,730	211,124	240,268
RECAPITULATION.	3,402	3,855	150	519	2	RECAPITULATION.	15,072	17,415	876	4,611	31
British Empire.....	7,796	6,092	22,830	24,757	23,828	British Empire.....	41,535	32,505	136,854	206,513	240,268
Foreign Countries.....						Foreign Countries.....					

## OCHRES, OCHREY EARTH, SIENNAS AND UMBERS. (Dutiable.)

United Kingdom.....	789,755	458,176	Lb.	267,823	813,467	50,878	10,594	7,196	3,925	9,390	859
Belgium.....	2,451	243,561	458,878	440,243	564,970	France.....	5,000	1,790	3,112	5,837	7,802
Germany.....	66,887	56,658	47,990	26,220	40,424	Germany.....	1,251	785	760	821	1,048
Italy.....	77,689	61,688	41,000	2,631,007	3,424,546	Italy.....	1,516	1,092	813	38,454	51,753
Sweden.....	2,172,104	2,005,875	1,745,749	2,561,440	3,910,937	Sweden.....	25,048	17,895	19,272	51,525	61,462
United States.....	3,539,081	2,825,958	2,561,440	3,910,937	4,080,818	United States.....	43,456	28,758	27,882	6,300	859
Total.....	789,755	458,176	267,823	813,467	50,878	Total.....	10,594	7,196	3,925	9,390	859
RECAPITULATION.	2,740,326	2,367,782	2,293,617	3,097,470	4,029,940	RECAPITULATION.	32,862	21,562	23,957	45,135	60,603
British Empire.....						British Empire.....					
Foreign Countries.....						Foreign Countries.....					

## OXIDE OF COBALT, TIN AND COPPER, N.O.P.—COLOURS, METALLIC. (Free.)

United Kingdom.....	31,488	24,691	Lb.	6,835	500	476	12,876	7,046	5,339	271	261
Germany.....	25,397	10,319	147,196	284,323	142,515	Germany.....	10,631	3,450	51,263	107,692	74,298
United States.....	247,030	240,022	154,031	284,823	142,991	United States.....	59,539	54,069	56,602	107,692	74,298
Total.....	303,915	284,032	154,031	284,823	142,991	Total.....	83,046	65,165	56,602	107,692	74,559
RECAPITULATION.	31,488	24,691	6,835	500	476	RECAPITULATION.	12,876	7,046	5,339	271	261
British Empire.....	272,427	255,341	147,196	284,323	142,515	British Empire.....	70,170	57,519	51,263	107,692	74,298
Foreign Countries.....						Foreign Countries.....					

No. 19—Imports for Consumption, by Articles and Countries, during Fiscal Years ended March 31, 1914-1918—*Con.*

Imported from—	1914	1915	1916	1917	1918	Imported from—	1914	1915	1916	1917	1918
<p style="text-align: center;"><b>PAINTS AND VARNISHES—Continued.</b>  PAINTS—Continued.</p>											
<p style="text-align: center;">OXIDES, FINE PROOFS, ROUGH STUFFS, FILERS AND COLOURS, DRY, N.O.P. (Dutiable.)</p>											
United Kingdom.....	Lb.	Lb.	Lb.	Lb.	Lb.	United Kingdom.....	\$	\$	\$	\$	\$
Hong Kong.....	2,306,266	1,173,736	1,034,942	1,049,727	245,429	Hong Kong.....	83,456	60,741	96,945	106,537	31,424
Belgium.....	5,231	417	393	219	75	Belgium.....	1,274	104	57	95	29
France.....	20,764	35,284	1,026	11	135	France.....	1,199	4,315	28	4	22
Germany.....	200,102	12	1,680	8,627	7,834	Germany.....	16,543	280	812	5,356	5,400
Japan.....	10,672	680	115	.....	.....	Japan.....	4	1	69	.....	.....
Netherlands.....	.....	.....	.....	.....	.....	Netherlands.....	1,879	.....	199,519	237,128	306,117
Switzerland.....	8,087,790	5,501,378	4,134,434	4,437,640	4,729,898	Switzerland.....	196,166	171,749	297,430	349,120	342,992
United States.....	.....	.....	5,173,090	5,406,224	4,983,281	United States.....	300,526	237,190	96,945	106,537	31,424
Total.....	10,630,940	6,711,507	1,034,942	1,049,727	245,429	Total.....	83,461	176,449	200,455	242,583	311,568
<p style="text-align: center;">RECAPITULATION.</p>											
British Empire.....	2,306,291	1,173,736	1,034,942	1,049,727	245,429	British Empire.....	83,461	60,741	96,945	106,537	31,424
Foreign Countries.....	8,324,649	5,537,771	4,138,148	4,446,497	4,737,852	Foreign Countries.....	217,065	176,449	200,455	242,583	311,568
<p style="text-align: center;">PAINTS AND COLOURS GROUND IN SPIRITS, AND ALL SPIRIT VARNISHES AND LACQUERS. (Dutiable.)</p>											
United Kingdom.....	Gal.	Gal.	Gal.	Gal.	Gal.	United Kingdom.....	\$	\$	\$	\$	\$
France.....	1,504	677	431	1,012	119	France.....	3,134	947	626	1,829	455
United States.....	30	.....	3	2	2	United States.....	116	8,533	24	71	27,400
.....	3,532	3,225	3,647	6,140	6,706	.....	10,086	.....	9,897	20,592	27,400
Total.....	5,176	3,902	4,081	7,155	6,827	Total.....	13,336	9,480	10,547	22,492	27,985
<p style="text-align: center;">RECAPITULATION.</p>											
British Empire.....	1,504	677	431	1,012	119	British Empire.....	3,134	947	626	1,829	455
Foreign Countries.....	3,532	3,225	3,650	6,143	6,708	Foreign Countries.....	10,202	8,533	9,921	20,663	27,530
<p style="text-align: center;">PARIS GREEN, DRY. (Dutiable.)</p>											
United Kingdom.....	Lb.	Lb.	Lb.	Lb.	Lb.	United Kingdom.....	\$	\$	\$	\$	\$
Germany.....	1,014,036	323,525	88,412	78,643	5,152	Germany.....	182,915	47,772	12,091	19,969	2,216
Netherlands.....	2,000	7,500	.....	.....	.....	Netherlands.....	381	1,195	.....	.....	.....

## SESSIONAL PAPER No. 10b

United States.....	115,707	38,107	30,448	50,243	123,866	United States.....	17,938	5,841	4,721	12,945	47,999
Total.....	1,131,743	369,132	118,860	128,886	129,018	Total.....	201,234	54,808	16,812	32,914	50,215
RECAPITULATION.						RECAPITULATION.					
British Empire.....	1,014,036	323,525	88,412	78,643	5,152	British Empire.....	182,915	47,772	12,091	19,969	2,216
Foreign Countries.....	117,707	45,607	30,448	50,243	123,866	Foreign Countries.....	18,319	7,036	4,721	12,945	47,999

## PUTTY. (DUTIABLE.)

United Kingdom.....	Lb.	Lb.	Lb.	Lb.	Lb.	United Kingdom.....	\$	\$	\$	\$	\$
Austria-Hungary.....	77,832	50,184	11,876	31,711	6,037	Austria-Hungary.....	1,407	854	395	1,004	369
United States.....	1,250	387,355	365,878	695,514	406,857	United States.....	9,717	8,170	7,167	16,206	10,053
Total.....	447,310	437,539	377,754	727,225	412,894	Total.....	11,145	9,024	7,562	17,210	10,422
RECAPITULATION.						RECAPITULATION.					
British Empire.....	77,832	50,184	11,876	31,711	6,037	British Empire.....	1,407	854	395	1,004	369
Foreign Countries.....	448,560	387,355	365,878	695,514	406,857	Foreign Countries.....	9,738	8,170	7,167	16,206	10,053

## ULTRAMARINE BLUE, DRY OR IN PULP. (Free.)

United Kingdom.....	Lb.	Lb.	Lb.	Lb.	Lb.	United Kingdom.....	\$	\$	\$	\$	\$
Belgium.....	181,686	115,878	31,378	37,861	35,014	Belgium.....	10,525	7,218	3,441	7,426	6,174
France.....	12,926	4,800	4,800	.....	.....	France.....	237	234	.....	.....	.....
Germany.....	38,650	33,217	.....	.....	.....	Germany.....	2,257	1,996	.....	.....	.....
Netherlands.....	2,240	3,120	.....	11,000	.....	Netherlands.....	71	40	.....	1,681	.....
United States.....	195,649	194,220	412,494	349,631	350,319	United States.....	12,356	12,408	32,192	46,660	65,298
Total.....	435,951	351,235	444,372	398,492	385,333	Total.....	26,200	22,265	35,633	55,767	71,472
RECAPITULATION.						RECAPITULATION.					
British Empire.....	181,686	115,878	31,378	37,861	35,014	British Empire.....	10,525	7,218	3,441	7,426	6,174
Foreign Countries.....	254,265	235,357	412,494	360,631	350,319	Foreign Countries.....	15,675	15,047	32,192	48,341	65,298

## WHITING, GILDER'S WHITING AND PARIS WHITE. (Free.)

United Kingdom.....	Cwt.	Cwt.	Cwt.	Cwt.	Cwt.	United Kingdom.....	\$	\$	\$	\$	\$
Belgium.....	228,237	188,815	130,367	198,622	197,994	Belgium.....	76,668	65,099	46,117	87,887	108,602
France.....	2,702	815	.....	.....	.....	France.....	778	376	.....	.....	.....
St. Pierre and Miquelon.....	2,067	.....	6	.....	.....	St. Pierre and Miquelon.....	1,068	.....	3	.....	.....
Germany.....	440	440	.....	.....	.....	Germany.....	131	139	.....	.....	.....
Switzerland.....	900	.....	.....	.....	.....	Switzerland.....	282	.....	.....	.....	.....
United States.....	45,776	44,096	60,866	90,056	85,365	United States.....	24,066	21,885	34,809	60,851	80,351
Total.....	280,122	294,166	191,239	288,678	283,359	Total.....	102,993	87,499	80,929	148,738	188,953
RECAPITULATION.						RECAPITULATION.					
British Empire.....	228,237	188,815	130,367	198,622	197,994	British Empire.....	76,668	65,099	46,117	87,887	108,602
Foreign Countries.....	51,885	45,351	60,872	90,056	85,365	Foreign Countries.....	26,325	22,400	34,812	60,851	80,351

No. 19—IMPORTS for Consumption, by Articles and Countries, during Fiscal Years ended March 31, 1914-1918—*Con.*

Imported from—	1914	1915	1916	1917	1918	Imported from—	1914	1915	1916	1917	1918
----------------	------	------	------	------	------	----------------	------	------	------	------	------

PAINTS AND VARNISHES—Concluded.

PAINTS—Concluded.

ZINC WHITE. [Dutiable. (Free under Preferential.)]

	Lb.	Lb.	Lb.	Lb.	Lb.		\$	\$	\$	\$	\$
United Kingdom.....	2,897,037	1,436,873	813,380	688,655	2,080	United Kingdom.....	90,147	47,086	36,589	70,939	727
Newfoundland.....	1,874,807	605,751	50	6,350		Newfoundland.....	68,519	19,055	6	1,049	
Belgium.....	47,750					Belgium.....	2,066				
France.....	2,475,249	1,404,013				France.....	105,899	50,268			
Germany.....	717,452	494,730	287,130	640,676		Germany.....	27,775	17,414	14,700	62,811	
Netherlands.....				48,825		Netherlands.....				2,822	
Spain.....				13,224,071	15,375,674	Spain.....	208,452	286,417	775,272	1,202,158	1,234,534
United States.....	4,420,481	5,909,970	10,969,989			United States.....					
Total.....	12,441,776	9,852,337	12,070,549	14,608,607	15,377,754	Total.....	502,858	420,240	826,567	1,339,779	1,535,261
RECAPITULATION.											
British Empire.....	2,897,037	1,436,873	813,430	688,655	2,080	British Empire.....	90,147	47,086	36,585	70,939	727
Foreign Countries.....	9,544,739	8,415,464	11,257,119	13,919,952	15,375,674	Foreign Countries.....	412,711	373,154	789,972	1,268,840	1,234,534

VARNISH, LACQUERS, JAPANS, JAPAN DRYERS, LIQUID DRYERS AND OIL FINISH, N.O.P. (Dutiable.)

	Gal.	Gal.	Gal.	Gal.	Gal.		\$	\$	\$	\$	\$
United Kingdom.....	26,524	17,671	12,636	8,808	7,763	United Kingdom.....	47,890	37,880	28,660	20,431	18,159
Austria-Hungary.....		142				Austria-Hungary.....		16			
France.....	244		204	291	9	France.....	692	354	553	787	108
Germany.....	155	80				Germany.....	265	172			
United States.....	63,680	46,830	41,145	41,104	37,884	United States.....	118,479	86,942	87,408	55,839	73,982
Total.....	90,573	64,736	53,985	50,163	45,656	Total.....	167,326	125,364	116,621	107,037	92,249
RECAPITULATION.											
British Empire.....	26,524	17,671	12,636	8,808	7,763	British Empire.....	47,890	37,880	28,660	20,431	18,159
Foreign Countries.....	64,049	47,065	41,349	41,355	37,893	Foreign Countries.....	119,436	87,484	87,961	86,626	74,090







## SESSIONAL PAPER No. 10b

ALCOHOLIC PERFUMES AND PERFUMED SPIRITS, BAY RUM, COLOGNE AND LAVENDER WATERS, HAIR, TOOTH AND SKIN WASHES, AND OTHER TOIL PREPARATIONS IN BOTTLES, FLASKS OR OTHER PACKAGES CONTAINING MORE THAN 4 OUNCES EACH. (Dutiable.)

	Gal.	Gal.	Gal.	Gal.	Gal.	Gal.	\$	\$	\$	\$	\$	\$
United Kingdom.....	744	249	220	224	218	218	11,065	3,358	5,344	5,549	5,322	
British West Indies.....	165	35	44	25	44	44	269	59	60	45	77	
Hong Kong.....	31	.....	.....	18	16	16	363	.....	.....	38	80	
Belgium.....	.....	.....	.....	.....	.....	.....	.....	.....	.....	.....	.....	
China.....	.....	107	9	57	.....	.....	.....	153	12	107	.....	
Danish West Indies.....	7,438	4,286	2,649	3,231	2,672	2,672	96,892	57,042	45,247	62,069	54,963	
France.....	139	71	.....	.....	.....	.....	1,490	665	.....	.....	.....	
Germany.....	.....	3	12	.....	.....	.....	347	10	74	.....	72	
Japan.....	41	7	.....	.....	13	13	.....	54	.....	.....	.....	
Netherlands.....	.....	.....	768	547	813	813	22,628	20,551	15,313	14,778	18,920	
Switzerland.....	1,526	917	.....	.....	.....	.....	.....	.....	.....	.....	.....	
United States.....	.....	.....	3,702	4,102	.....	.....	133,054	81,838	66,053	82,586	79,450	
Total.....	10,084	5,675	.....	.....	.....	.....	.....	.....	.....	.....	.....	
RECAPITULATION.	.....	.....	.....	.....	.....	.....	.....	.....	.....	.....	.....	
British Empire.....	909	284	264	267	278	278	11,334	3,417	5,404	5,632	5,489	
Foreign Countries.....	9,175	5,391	3,438	3,835	3,528	3,528	121,720	78,421	60,649	76,954	73,961	

HAIR-OIL, TOOTH AND OTHER POWDERS AND WASHES, POMATUMS, PASTES, AND ALL OTHER PERFUMED PREPARATIONS, NON-ALCOHOLIC, N.O.P. USED FOR THE HAIR, MOUTH OR SKIN. (Dutiable.)

	\$	\$	\$	\$	\$	\$	\$	\$	\$	\$	\$	\$
United Kingdom.....	48,777	40,896	33,111	37,517	46,286	46,286	248	30	29	.....	.....	
British Oceania—	.....	.....	.....	.....	.....	.....	11	20	.....	.....	.....	
Australia.....	.....	105	.....	.....	.....	.....	4	.....	.....	.....	.....	
Hong Kong.....	60	344	155	307	624	624	406,811	345,585	343,067	391,986	358,990	
Austria-Hungary.....	491	214	.....	.....	.....	.....	.....	.....	.....	.....	.....	
Belgium.....	342	250	.....	.....	.....	.....	.....	.....	.....	.....	.....	
China.....	22	7	1	15	69	69	539,491	440,578	448,329	531,429	508,014	
France.....	71,445	50,877	69,772	99,341	97,712	97,712	48,837	41,345	33,266	37,824	48,910	
Germany.....	9,404	9,777	.....	.....	.....	.....	490,664	408,233	413,063	483,005	459,104	
Japan.....	1,876	1,467	2,190	2,263	2,333	2,333	.....	.....	.....	.....	.....	
Total.....	.....	.....	.....	.....	.....	.....	.....	.....	.....	.....	.....	
RECAPITULATION.	.....	.....	.....	.....	.....	.....	.....	.....	.....	.....	.....	
British Empire.....	.....	.....	.....	.....	.....	.....	.....	.....	.....	.....	.....	
Foreign Countries.....	.....	.....	.....	.....	.....	.....	.....	.....	.....	.....	.....	

POMADES, FRENCH OR FLOWER ODOURS, ETC., IMPORTED IN TINS OF NOT LESS THAN TEN POUNDS EACH. (Dutiable.)

	Lb.	Lb.	Lb.	Lb.	Lb.	Lb.	\$	\$	\$	\$	\$	\$
United Kingdom.....	.....	.....	.....	.....	.....	.....	.....	.....	.....	.....	.....	
France.....	160	250	400	450	350	350	346	472	584	646	533	
United States.....	.....	.....	163	500	271	271	.....	.....	230	718	488	
Total.....	160	250	563	950	621	621	346	472	814	1,364	1,021	
RECAPITULATION.	.....	.....	.....	.....	.....	.....	.....	.....	.....	.....	.....	
British Empire.....	.....	.....	.....	.....	.....	.....	.....	.....	.....	.....	.....	
Foreign Countries.....	160	250	563	950	621	621	346	472	814	1,364	1,021	

No. 19—Imports for Consumption, by Articles and Countries, during Fiscal Years ended March 31, 1914-1918—*Con.*

Imported from—	1914	1915	1916	1917	1918	Imported from—	1914	1915	1916	1917	1918
----------------	------	------	------	------	------	----------------	------	------	------	------	------

RECAPITULATION—PERFUMERY. (Dutiable.)											
United Kingdom.....	\$ 77,940	\$ 53,539	\$ 43,402	\$ 50,383	\$ 53,485	Netherlands.....	\$ 1,132	\$ 320	\$ 309	\$ 31	\$ 224
British Oceania—						Russia.....	52				
Australia.....	84	105		45	77	Sweden.....	11	73			
British West Indies.....	345	187	60	215	1,337	Switzerland.....	34	42	29		
Hong Kong.....	97	403	215	524		United States.....	405,567	335,102	379,914	433,735	406,952
Austria-Hungary.....	662	325				Total.....	783,835	593,837	553,572	669,901	638,811
Belgium.....	1,349	250			79	RECAPITULATION.					
China.....	22	7	8	16		British Empire.....	78,406	54,234	43,677	50,957	59,899
Danish West Indies.....		153	115	107		Foreign Countries.....	705,369	539,653	509,895	618,944	578,912
France.....	212,030	126,467	126,481	181,039	166,930						
Germany.....	22,576	15,302	151								
Italy.....	24		98								
Japan.....	1,910	1,612	2,790	4,016	4,727						

PHOTOGRAPHIC DRY PLATES. (Dutiable.)											
United Kingdom.....	\$ 44,139	\$ 41,830	\$ 20,579	\$ 12,708	\$ 5,553	RECAPITULATION.					
France.....	1,077	15				British Empire.....	44,139	41,830	20,579	12,708	5,558
Germany.....	887	238				Foreign Countries.....	18,225	13,762	13,137	14,719	20,105
United States.....	16,261	13,509	13,137	14,719	20,105						
Total.....	62,364	55,592	33,716	27,427	25,663						

PICTORIAL ILLUSTRATIONS OF INSECTS, OR SIMILAR STUDIES FOR COLLEGES AND SCHOOLS, SCIENTIFIC AND LITERARY SOCIETIES. (Free.)											
United Kingdom.....	\$	\$	\$	\$	\$	RECAPITULATION.					
United States.....						British Empire.....					
Total.....						Foreign Countries.....					

PICTURE AND PHOTOGRAPH FRAMES OF ANY MATERIAL. (Dutiable.)											
United Kingdom.....	\$	\$	\$	\$	\$	RECAPITULATION.					
United States.....						British Empire.....					
Total.....						Foreign Countries.....					

PICTURE AND PHOTOGRAPH FRAMES OF ANY MATERIAL. (Dutiable.)											
United Kingdom.....	\$ 30,821	\$ 21,448	\$ 12,965	\$ 16,082	\$ 9,100	Norway.....	\$ 62				
British East Indies—						Sweden.....	20				
India.....	3	9	55			Switzerland.....	13				



## SESSIONAL PAPER No. 10b

Hong Kong.....	206	88	4	23	United States.....	123,538	84,072	78,135	128,333	149,976
Austria-Hungary.....	555	24			Total.....	169,157	110,853	92,966	146,480	160,750
Belgium.....	14				RECAPITULATION.					
China.....	4				British Empire.....	31,030	21,545	13,024	16,082	9,213
France.....	5,119	1,518	36	133	Foreign Countries.....	138,127	89,308	79,942	130,398	151,537
Germany.....	4,900	1,505	44	14						
Italy.....	372	139	1,697	1,428						
Japan.....	3,535	1,912								
Netherlands.....	15	115								

## PLANTS AND TREES.

## APPLE TREES. (Dutiable.)

United Kingdom.....	No.	No.	No.	No.	United Kingdom.....	\$	\$	\$	\$	\$
Netherlands.....	1,909	491	306	333	Netherlands.....	266	101	77	70	133
United States.....	240,253	131,911	78,760	70,200	United States.....	26,969	14,768	9,888	7,336	7,044
Total.....	242,162	132,421	79,090	70,533	Total.....	27,235	14,871	9,966	7,410	7,777
RECAPITULATION.					RECAPITULATION.					
British Empire.....	1,909	491	306	333	British Empire.....	266	101	77	70	133
Foreign Countries.....	240,253	131,930	78,784	70,200	Foreign Countries.....	26,969	14,770	9,889	7,340	7,044

AZALEAS, RHODODENDRONS, POT GROWN LILACS, SEEDLING CARNATION STOCK, ROSE STOCK AND OTHER STOCK FOR GRAFTING, N.O.P., ARAUCARIA, BULBS, CORMS, TUBERS, RHIZOMES AND DORMANT ROOTS, N.O.P., AND ROOTED CARNATION CUTTINGS IN THEIR FIRST YEAR OF INTRODUCTION.

(Free.)

United Kingdom.....	\$	\$	\$	\$	Italy.....	\$	\$	\$	\$	\$
Bermuda.....	8,428	11,369	3,175	3,201	Japan.....	12,739	21,339	7,569	10,416	12,102
British East Indies—			1	106	Mexico.....	142,782	165,354	111,665	116,697	87,749
India.....					Netherlands.....	25	36,194	39,043	47,848	47,640
British Oceania—					United States.....	44,303	38	408		
Australia.....				4	Philippine Islands.....	473				
British West Indies.....				5,415	Venezuela.....	191				
Hong Kong.....	2,147	2,741	2,211	3,694	Total.....	319,667	285,539	196,131	209,509	180,873
Belgium.....	19,726	16,406	516	1,477	RECAPITULATION.					
Brazil.....	256	2,034	265	2,034	British Empire.....	10,575	14,110	5,387	10,715	8,729
China.....	1,034	1,568	557	2,497	Foreign Countries.....	309,092	271,429	190,744	198,794	181,144
Colombia.....	616			650						
Denmark.....										
France.....	14,674	12,408	19,482	3,451						
Germany.....	72,273	17,784	11,647	14,693						
Guatemala.....		46		30,376						

No. 19—Imports for Consumption, by Articles and Countries, during Fiscal Years ended March 31, 1914-1918—*Con.*

Imported from—	1914	1915	1916	1917	1918	1913	Imported from—	1914	1915	1916	1917	1918
<b>PLANTS AND TREES—Continued.</b>												
<b>CHERRY TREES. (Dutiable.)</b>												
United Kingdom.....	No.	No.	No.	No.	No.	No.	United Kingdom.....	\$	\$	\$	\$	\$
France.....	75	12	42	17	.....	.....	France.....	19	2	25	16	12
Germany.....	114	.....	.....	.....	100	.....	Germany.....	22	.....	.....	.....	.....
Japan.....	159,650	62,383	22,228	23,978	13,148	.....	Japan.....	20,373	12,264	6	3,363	1,898
United States.....	.....	.....	.....	.....	.....	.....	United States.....	.....	.....	5,015	.....	.....
Total.....	159,839	62,395	22,313	23,995	13,265	.....	Total.....	20,414	12,266	5,046	3,379	1,911
<b>RECAPITULATION.</b>												
British Empire.....	75	12	42	17	.....	.....	British Empire.....	19	2	25	16	.....
Foreign Countries.....	159,764	62,383	22,271	23,978	13,265	.....	Foreign Countries.....	20,395	12,264	5,021	3,363	1,911
<b>CURRENT BUSINES. (Dutiable.)</b>												
United Kingdom.....	No.	No.	No.	No.	No.	No.	United Kingdom.....	\$	\$	\$	\$	\$
France.....	904	30	138	.....	106	.....	France.....	72	1	9	.....	10
Netherlands.....	375	500	7,278	612	.....	.....	Netherlands.....	.....	13	.....	20	.....
United States.....	92,855	52,457	7,278	3,591	49,594	.....	United States.....	2,870	1,439	729	604	579
Total.....	93,759	53,362	7,416	24,203	49,700	.....	Total.....	2,942	1,471	738	624	589
<b>RECAPITULATION.</b>												
British Empire.....	904	30	138	.....	106	.....	British Empire.....	72	1	9	.....	10
Foreign Countries.....	92,855	53,332	7,278	24,203	49,594	.....	Foreign Countries.....	2,870	1,470	729	624	579
<b>CUT FLOWERS. (Dutiable.)</b>												
United Kingdom.....	\$	\$	\$	\$	\$	\$	United Kingdom.....	\$	\$	\$	\$	\$
Hong Kong.....	178	92	41	46	.....	.....	Hong Kong.....	.....	.....	.....	.....	.....
Belgium.....	3	17	28	1	.....	.....	Belgium.....	.....	.....	.....	.....	.....
France.....	1,366	569	105	1	56	.....	France.....	.....	.....	.....	.....	.....
St. Pierre and Miquelon.....	.....	.....	1	.....	.....	.....	St. Pierre and Miquelon.....	.....	.....	.....	.....	.....
Germany.....	573	466	.....	.....	.....	.....	Germany.....	.....	.....	.....	.....	.....
Netherlands.....	17	3	7	16	.....	.....	Netherlands.....	.....	.....	.....	.....	.....
United States.....	101,448	96,350	78,634	90,937	100,284	.....	United States.....	.....	.....	.....	.....	.....
Total.....	163,585	97,497	78,816	91,000	100,340	.....	Total.....	.....	.....	.....	.....	.....

## SESSIONAL PAPER No. 10b

## FRUIT PLANTS, N.O.P. (Dutiable).

	No.	No.	No.	No.	No.	No.	\$	\$	\$	\$	\$	\$
United Kingdom.....	10,364	240	2,900	100	United Kingdom.....	604	13	81	2	10		
France.....	2,822	241	2,900	160	France.....	70	22	1,636	2			
Netherlands.....	200	145,870	210,920	479,848	Netherlands.....	89	2,045	1,636	1,715	4,308		
United States.....	171,152	146,351	213,820	479,848	United States.....	6,340	2,080	1,717	1,719	4,318		
Total.....	184,538	146,351	213,820	479,848	Total.....	7,103	2,080	1,717	1,719	4,318		
RECAPITULATION.												
British Empire.....	10,364	240	2,900	100	British Empire.....	604	13	81	2	10		
Foreign Countries.....	174,174	146,111	210,920	479,848	Foreign Countries.....	6,499	2,067	1,636	1,717	4,308		

## GOOSEBERRY BUSHES. (Dutiable.)

	No.	No.	No.	No.	No.	\$	\$	\$	\$	\$	\$
United Kingdom.....	33,730	27,320	37,412	1,728	United Kingdom.....	1,652	934	1,968	1,210	81	
France.....	25	100	12,308	1,544	France.....	7	2	165	165		
Netherlands.....	40	41,143	12,308	38,170	Netherlands.....	4,340	2,172	1,018	782	917	
United States.....	86,158				United States.....						
Total.....	119,928	68,588	49,720	39,898	Total.....	5,999	3,115	2,986	2,157	998	
RECAPITULATION.											
British Empire.....	33,730	27,320	37,412	1,728	British Empire.....	1,652	934	1,968	1,210	81	
Foreign Countries.....	86,198	41,268	12,308	38,170	Foreign Countries.....	4,347	2,181	1,018	947	917	

## GRAPE VINES. (Dutiable.)

	No.	No.	No.	No.	No.	\$	\$	\$	\$	\$
United Kingdom.....	1,563	38	44	12	United Kingdom.....	189	31	48	93	50
France.....	120,974	30,464	8,629	16,836	France.....	3,304	2,279	655	314	400
United States.....	122,537	30,502	8,673	16,848	United States.....	3,493	2,374	703	407	450
Total.....	1,563	38	44	12	Total.....	189	31	48	93	50
RECAPITULATION.										
British Empire.....	120,974	30,464	8,629	16,836	British Empire.....	3,304	2,343	655	314	400
Foreign Countries.....					Foreign Countries.....					

## PALMS, FERNS, RUBBER PLANTS (FICUS), GLADIOLI, CANNAS, DAHLIAS AND PEONIES. (Dutiable.)

	\$	\$	\$	\$	\$	\$	\$	\$	\$	\$	\$
United Kingdom.....	6,951	1,509	646	1,304	1,134	Switzerland.....	70	58	21,963	29,723	
British West Indies.....	6	25	25	24	24	United States.....	21,439	13,579	30,393	33,021	
Hong Kong.....	8,909	8,695	1,604	163	112	Total.....	48,028	37,406	23,633		
Belgium.....	772	40	420	298		RECAPITULATION.					
France.....	1,331	315	21	86	25	British Empire.....	6,957	671	1,304	1,153	
Germany.....	653	315	7,280	6,579	2,002	Foreign Countries.....	41,071	22,962	29,089	51,863	
Netherlands.....	7,892	6,976									

No. 19—Imports for Consumption, by Articles and Countries, during Fiscal Years ended March 31, 1914-1915—*Con.*

Imported from—	1914	1915	1916	1917	1918	Imported from—	1914	1915	1916	1917	1918
PLANTS AND TREES—Continued.											
PEACH TREES AND JUNE BUDS. (Dutiable.)											
United Kingdom.....	No. 229	No. 15	No.	No. 10	No. 2	United Kingdom.....	\$ 84	\$ 13	\$	\$ 26	\$ 4
Japan.....	107,052	51,489	42,155	40,700	24,665	Japan.....	9,285	4,724	2,796	2,470	1,623
United States.....	107,281	51,504	42,155	40,710	21,672	United States.....	9,369	4,737	2,796	2,496	1,628
Total.....						Total.....					
RECAPITULATION.						RECAPITULATION.					
British Empire.....	229	15		10	2	British Empire.....	84	13		26	4
Foreign Countries.....	107,052	51,489	42,155	40,700	21,670	Foreign Countries.....	9,285	4,724	2,796	2,470	1,624
PEAR TREES. (Dutiable.)											
United Kingdom.....	No. 471	No. 32	No. 170	No. 103	No. 78	United Kingdom.....	\$ 78	\$ 154	\$ 26	\$ 76	\$ 42
Belgium.....	499				68	Belgium.....	68				
France.....	63,002	39	7,965	12,806	13,677	France.....	8,026	3,752	1,463	1,446	1,476
United States.....	63,972	23,645	7,997	12,976	13,780	United States.....	9,072	3,910	1,489	1,522	1,518
Total.....						Total.....					
RECAPITULATION.						RECAPITULATION.					
British Empire.....	471	32	170	103	78	British Empire.....	78	154	26	76	42
Foreign Countries.....	63,501	7,965	12,806	13,677	13,694	Foreign Countries.....	8,994	3,756	1,463	1,446	1,476
PLUM TREES. (Dutiable.)											
United Kingdom.....	No. 158	No. 71	No. 5	No.	No. 8	United Kingdom.....	\$ 17	\$ 24	\$ 4	\$	\$ 4
France.....	65,956	49,622	25,636	16,630	29,504	France.....	17,284	16,555	12,161	2,214	3,205
Netherlands.....	69,114	49,693	25,753	16,642	29,512	Netherlands.....	17,301	16,579	12,175	2,215	3,209
United States.....						United States.....					
Total.....						Total.....					
RECAPITULATION.						RECAPITULATION.					
British Empire.....	158	71	5		8	British Empire.....	17	24	4		4
Foreign Countries.....	65,956	49,622	25,748	16,642	29,504	Foreign Countries.....	17,284	16,555	12,171	2,215	3,205



ROSE BUSHES. (Dutiable.)

QUINCE TREES. (Dutiable.)

SEEDLING STOCK FOR GRAFTING, VIZ., PLUM, PEAR, PEACH AND OTHER FRUIT TREES. (Free.)

[illegible]



[illegible]

## DIAMOND DUST OR BORT AND BLACK DIAMONDS FOR BORERS. (Free)

DIAMONDS. UNSET. (Free.)[illegible]

No. 19.—Imports for Consumption, by Articles and Countries, during Fiscal Years ended March 31, 1914-1918—*Con.*

Imported from—	1914	1915	1916	1917	1918	Imported from—	1914	1915	1916	1917	1918
----------------	------	------	------	------	------	----------------	------	------	------	------	------

PRECIOUS STONES—Concluded.

PRECIOUS STONES AND IMITATIONS THEREOF, NOT MOUNTED OR SET, AND PEARLS AND IMITATIONS THEREOF, PIERCED, SPLIT, STRUNG OR NOT, BUT NOT SET OR MOUNTED. (Dutiable.)

	\$	\$	\$	\$	\$	\$	\$	\$	\$	\$	\$
United Kingdom.....	176,179	83,195	53,771	73,162	43,663	Greece.....				172	
British East Indies—						Italy.....	2,510	4,008	6,738	16,830	10,600
India.....	793		1,196			Japan.....	319	697		198	4,028
Straits Settlements.....						Netherlands.....	493	1,840			
Other.....				930		Switzerland.....	2,860	128	1,032		
British Oceania—						United States.....	45,393	39,542	50,254	93,518	66,433
New Zealand.....	35					Total.....	346,633	167,544	128,680	224,943	176,958
British West Indies.....		30				RECAPITULATION.					
Hong Kong.....		1	4	3	14	British Empire.....	172,007	83,226	54,971	74,095	43,682
Austria-Hungary.....	8,321	7,210				Foreign Countries.....	169,646	84,318	73,709	150,848	133,276
Belgium.....	957										
China.....	10										
France.....	73,255	23,087	15,506	39,676	51,038						
Germany.....	35,528	10,806									

RECAPITULATION—PRECIOUS STONES. (Dutiable and Free.)

	\$	\$	\$	\$	\$	\$	\$	\$	\$	\$	\$
United Kingdom.....	1,383,481	1,280,052	726,014	1,503,900	1,284,623	Germany.....					
British Africa, South.....		13,972	5,509			Greece.....	36,545	11,510		172	
British East Indies—						Italy.....	2,510	4,911	6,738	16,830	10,600
India.....	793		1,196			Japan.....	319	697	179	198	4,028
Straits Settlements.....				930		Netherlands.....	911,690	170,097	78,866		
Other.....						Switzerland.....	2,990	128	1,032		
British Oceania—						United States.....	117,113	96,178	84,990	155,051	1,168
New Zealand.....	35					Total.....	3,333,160	1,850,167	923,979	1,717,361	1,543,683
British West Indies.....		30				RECAPITULATION.					
Hong Kong.....		1	4	3	14	British Empire.....	1,384,309	1,294,055	733,323	1,504,833	1,284,637
Austria-Hungary.....	8,414	7,210				Foreign Countries.....	1,948,851	556,112	190,656	212,528	259,046
Belgium.....	667,326	194,242									
China.....	10										
France.....	201,934	71,139	18,851	39,823	52,252						



SESSIONAL PAPER No. 106

PRIZES:—MEDALS OF GOLD, SILVER OR COPPER AND OTHER METALLIC ARTICLES, ACTUALLY BESTOWED AS TROPHIES OR PRIZES  
AND RECEIVED AND ACCEPTED AS HONORARY DISTINCTIONS, AND CUPS OR OTHER METALLIC PRIZES WON IN BONA  
FIDE COMPETITIONS. (Free.)

	\$	\$	\$	\$	\$	\$	\$	\$	\$
United Kingdom.....	3,449	4,369	3,325	1,206	746				
British Africa, South.....	25								
Belgium.....	291	61	58	172					
France.....	10								
Germany.....	2								
Italy.....	7,084	5,196	4,114	3,371	5,433				
United States.....									
Total.....	10,861	9,626	7,497	4,751	6,179				
RECAPITULATION.									
British Empire.....						3,474	4,369	3,325	1,206
Foreign Countries.....						7,387	5,257	4,172	3,545
Total.....									746
									5,433

PULLEYS, BELT, OF ALL KINDS, FOR POWER TRANSMISSION. (Dutiable.)

	\$	\$	\$	\$	\$	\$	\$	\$	\$
United Kingdom.....	7,023	4,500	949	3,995	3,363				
Netherlands.....			211						
United States.....	98,008	49,970	82,150	172,499	192,842				
Total.....	105,031	54,470	83,310	176,494	196,205				
RECAPITULATION.									
British Empire.....						7,023	4,500	949	3,363
Foreign Countries.....						98,008	49,970	82,361	172,499
Total.....									192,842

QUILLS IN THEIR NATURAL STATE OR UNPLUMED. (Free.)

	\$	\$	\$	\$	\$	\$	\$	\$	\$
United Kingdom.....	193			33					
Sweden.....	588								
United States.....	1,652	557	361	502	228				
Total.....	2,433	557	361	535	228				
RECAPITULATION.									
British Empire.....						193			33
Foreign Countries.....						2,270			502
Total.....									228

RESIN, TAR, PITCH AND TURPENTINE.  
COAL AND PINE PITCH. (Free.)

	Gal.	Gal.	Gal.	Gal.	Gal.	Gal.	\$	\$	\$
United Kingdom.....	127,670	93,398	47,405				6,509	5,267	2,580
Newfoundland.....			20						4
United States.....	1,329,889	970,871	477,172				74,733	53,107	29,202
Alaska.....	20						7		
Total.....	1,457,579	1,064,269	524,597				81,249	53,374	31,786
RECAPITULATION.									
British Empire.....							6,509	5,267	2,584
Foreign Countries.....							74,740	53,107	29,202
Total.....									

No. 19—Imports for Consumption, by Articles and Countries, during Fiscal Years ended March 31, 1914-1918—*Con.*

Imported from—	1914	1915	1916	1917	1918	Imported from—	1914	1915	1916	1917	1918
----------------	------	------	------	------	------	----------------	------	------	------	------	------

RESIN, TAR, PITCH AND TURPENTINE—Continued.											
COAL AND PINE TAR, CRUDE, IN PACKAGES OF NOT LESS THAN 15 GALLONS. (Free.)											
	Gal.	Gal.	Gal.	Gal.	Gal.		\$	\$	\$	\$	\$
United Kingdom.....	18,684	14,264	23,835	.....	.....	United Kingdom.....	881	1,041	2,882	.....	.....
Newfoundland.....	18,125	.....	.....	.....	.....	Newfoundland.....	11	391	.....	.....	.....
Germany.....	2,236	.....	.....	.....	.....	Germany.....	611	122,683	118,223	.....	.....
Norway.....	2,250	.....	.....	.....	.....	Norway.....	112,309	.....	.....	.....	.....
United States.....	2,625,731	2,920,562	2,733,618	.....	.....	United States.....	113,812	124,065	121,105	.....	.....
Total.....	2,646,790	2,937,062	2,757,453	.....	.....	Total.....	892	1,041	2,882	.....	.....
RECAPITULATION.						RECAPITULATION.					
British Empire.....	18,809	14,264	23,835	.....	.....	British Empire.....	112,920	1,041	2,882	.....	.....
Foreign Countries.....	2,627,981	2,922,798	2,733,618	.....	.....	Foreign Countries.....	.....	.....	118,223	.....	.....

COAL TAR BASE OR SALT (PARANITRANILINE). (Free.)											
	Lb.	Lb.	Lb.	Lb.	Lb.		\$	\$	\$	\$	\$
United Kingdom.....	21,645	2,350	2,042	130,225	55,567	United Kingdom.....	3,081	587	1,656	218	.....
Germany.....	16,166	2,800	2,315	130,225	55,567	Germany.....	2,316	502	19,397	89,723	54,156
United States.....	.....	.....	.....	.....	.....	United States.....	.....	2,905	.....	.....	.....
Total.....	37,811	20,204	23,357	130,449	55,567	Total.....	5,397	3,094	21,053	89,941	54,156
RECAPITULATION.						RECAPITULATION.					
British Empire.....	.....	2,350	2,042	224	.....	British Empire.....	.....	587	1,656	218	.....
Foreign Countries.....	37,811	17,914	21,315	130,225	55,567	Foreign Countries.....	5,397	3,407	19,397	89,723	54,156

RESIN OR ROSIN, IN PACKAGES OF NOT LESS THAN 100 LBS. (Free.)											
	Cwt.	Cwt.	Cwt.	Cwt.	Cwt.		\$	\$	\$	\$	\$
United Kingdom.....	10,603	11,373	7,021	3	.....	United Kingdom.....	30,428	27,848	26,178	16	.....
France.....	74	10	.....	.....	.....	France.....	254	28	.....	.....	.....
Germany.....	1	.....	.....	.....	.....	Germany.....	15	15	.....	.....	.....
United States.....	268,670	240,557	263,605	302,734	303,729	United States.....	541,329	416,710	435,227	659,212	702,431
Total.....	279,357	251,941	270,626	302,737	303,729	Total.....	572,062	444,001	481,405	659,228	702,431
RECAPITULATION.						RECAPITULATION.					
British Empire.....	10,603	11,373	7,021	3	.....	British Empire.....	30,428	27,848	26,178	16	.....
Foreign Countries.....	268,754	240,568	263,605	302,734	303,729	Foreign Countries.....	541,634	416,753	456,227	659,212	702,431



No. 19—Imports for Consumption, by Articles and Countries, during Fiscal Years ended March 31, 1914-1918—*Con.*

Imported from—	1914	1915	1916	1917	1918	Imported from—	1914	1915	1916	1917	1918
RECAPITULATION—RESIN, TAR, PITCH AND TURPENTINE.											
United Kingdom.....	\$ 62,457	\$ 35,325	\$ 33,310	\$ 1,844	\$ 742	Alaska.....					
Newfoundland.....	11		4	20	12	Total.....	1,252,403	1,092,133	1,099,387	1,361,731	1,423,108
France.....	254	28				RECAPITULATION.					
Germany.....	3,132	908				British Empire.....	62,408	35,325	33,314	1,864	754
Norway.....	611		99			Foreign Countries.....	1,180,935	1,056,808	1,066,073	1,359,867	1,422,354
Russia.....	509										
United States.....	1,185,422	1,055,872	1,065,974	1,359,867	1,422,354						
						RIFLES AND CARTRIDGES FOR HOME GUARD. (Free.)					
						United Kingdom.....	\$	\$	\$	\$	\$
						United States.....					
						Total.....					
						RECAPITULATION.					
						British Empire.....					
						Foreign Countries.....		67,942			
						Total.....					
						SCIENTIFIC APPARATUS, GLASSWARE AND OTHER, FOR LABORATORY WORK, APPARATUS FOR STERILIZING, ALL FOR USE IN PUBLIC HOSPITALS. (Free.)					
United Kingdom.....	\$ 1,816	\$ 2,738	\$ 200	\$ 812	\$ 100	United Kingdom.....	\$	\$	\$	\$	\$
France.....			11	309		France.....					
Germany.....	863					Japan.....					
Japan.....				59		United States.....		2,738	200	812	190
United States.....	7,125	15,586	22,686	14,942	19,176	Foreign Countries.....		15,586	22,687	15,310	19,176
Total.....	9,804	18,324	22,897	16,122	19,366						
						SEEDS.					
						ANISE, ANISE-STAR, CARAWAY, CORIANDER, CUMMIN, FENUGREEK AND FENNEL. (Free.)					
United Kingdom.....	Lb. 33,712	Lb. 10,217	Lb. 17,113	Lb. 23,169	Lb. 7,845	United Kingdom.....	\$ 2,020	\$ 1,219	\$ 1,173	\$ 1,446	\$ 1,122
Hong Kong.....				25	50	Hong Kong.....					9
Austria-Hungary.....	1,102					Austria-Hungary.....	85				
Denmark.....						Denmark.....					
France.....	43,153	29,425	37,442	23,030	10,037	France.....	1,439	1,362	1,913	1,311	1
Germany.....	14,562	2,334			4,351	French Africa.....					
Morocco.....	3,603	880				Germany.....	505	353			492
Netherlands.....	21,626	37,959	3,472			Morocco.....	162	89			
						Netherlands.....	1,432	2,298	262		



## SESSIONAL PAPER No. 10b

United States.....	143, 136	144, 159	130, 531	150, 914	186, 275	United States.....	10, 040	11, 176	10, 669	16, 174	35, 692
Total.....	260, 894	224, 904	188, 558	197, 138	208, 560	Total.....	15, 683	16, 497	14, 017	18, 998	38, 528
RECAPITULATION.						RECAPITULATION.					
British Empire.....	33, 712	10, 217	17, 113	23, 194	7, 895	British Empire.....	2, 020	1, 219	1, 173	1, 453	1, 131
Foreign Countries.....	227, 182	214, 747	171, 445	173, 944	200, 665	Foreign Countries.....	13, 663	15, 278	12, 844	17, 485	37, 397

## ANNATTO. (Free.)

United Kingdom.....	Lb.	Lb.	Lb.	Lb.	Lb.	United Kingdom.....	\$	\$	\$	\$	\$
British West Indies.....	80		1,000	50	17,600	British West Indies.....	6	75	8	350	3,028
United States.....					20,017	United States.....					
Total.....	80		1,000	50	37,617	Total.....	6	75	8	3,378	
RECAPITULATION.						RECAPITULATION.					
British Empire.....					17,600	British Empire.....		75			350
Foreign Countries.....	80		1,000	50	20,017	Foreign Countries.....	6			8	3,028

## BEANS (SEED) FROM UNITED KINGDOM. (Free.)

United Kingdom.....	Lb.	Lb.	Lb.	Lb.	Lb.	United Kingdom.....	\$	\$	\$	\$	\$
Total.....	26, 655	17, 993	26, 693	22, 999	7, 349	Total.....	1, 707	1, 513	2, 548	2, 129	1, 938
RECAPITULATION.						RECAPITULATION.					
British Empire.....	26, 655	17, 993	26, 693	22, 999	7, 349	British Empire.....	1, 707	1, 513	2, 548	2, 129	1, 938
Foreign Countries.....						Foreign Countries.....					

## BEET AND MANGOLD. (Free.)

United Kingdom.....	Lb.	Lb.	Lb.	Lb.	Lb.	United Kingdom.....	\$	\$	\$	\$	\$
Denmark.....	256, 197	210, 843	93, 498	89, 836	53, 290	Denmark.....	21, 318	15, 209	8, 171	11, 322	12, 566
France.....	19, 690	3, 897	11, 552	100	895	France.....	1, 867	895	1, 330	33	
Germany.....	432, 721	316, 636	103, 138	39, 721	59, 327	Germany.....	36, 890	22, 752	7, 778	6, 431	18, 967
Japan.....	446, 023	852				Japan.....	34, 785	78			
Netherlands.....	23, 324	101, 830	13, 647		15	Netherlands.....	4, 040	15	5		
Sweden.....	85, 043	419, 746	414, 943	762, 020	47, 791	Sweden.....	24	7, 332	984		
United States.....						United States.....	11, 119	44, 121	55, 925	145, 576	16, 472
Total.....	1, 285, 198	1, 056, 060	636, 797	891, 677	160, 408	Total.....	110, 043	90, 413	74, 193	103, 362	48, 005
RECAPITULATION.						RECAPITULATION.					
British Empire.....	256, 197	210, 843	93, 498	89, 836	53, 290	British Empire.....	21, 318	15, 209	8, 171	11, 322	12, 566
Foreign Countries.....	1, 029, 001	845, 217	543, 299	801, 841	107, 118	Foreign Countries.....	88, 725	75, 204	66, 022	152, 040	35, 439

No. 19—Imports for Consumption, by Articles and Countries, during Fiscal Years ended March 31, 1914-1918—*Con.*

Imported from—	1914	1915	1916	1917	1918	Imported from—	1914	1915	1916	1917	1918
SEEDS—Continued.											
CARROT. (Free.)											
United Kingdom.....	Lb. 21,989	Lb. 4,636	Lb. 5,651	Lb. 5,137	Lb. 1,761	United Kingdom.....	\$ 4,515	\$ 1,074	\$ 1,677	\$ 1,880	\$ 1,170
Denmark.....	110	326	1,394	.....	.....	Denmark.....	4,47	187	427	.....	.....
France.....	32,966	10,613	9,478	6,194	3,431	France.....	4,687	2,784	2,846	2,567	1,316
Germany.....	187	213	.....	.....	.....	Germany.....	55	89	.....	.....	.....
Netherlands.....	.....	156	.....	.....	.....	Netherlands.....	.....	49	.....	.....	.....
Sweden.....	10	.....	.....	.....	.....	Sweden.....	5	.....	.....	.....	.....
United States.....	10,867	19,147	16,890	28,559	41,979	United States.....	2,685	5,398	5,161	9,168	16,470
Total.....	66,129	35,091	33,413	39,870	47,171	Total.....	11,994	9,581	10,111	13,615	18,856
RECAPITULATION.											
British Empire.....	21,989	4,636	5,651	5,137	1,761	British Empire.....	4,515	1,074	1,677	1,880	1,170
Foreign Countries.....	44,140	30,455	27,762	34,733	45,410	Foreign Countries.....	7,479	8,507	8,434	11,735	17,786
GLOVER AND TIMOTHY. (Dutiable.)											
United Kingdom.....	\$ 26,397	\$ 153,486	\$ 159,511	\$ 10,372	\$ .....	Switzerland.....	\$ 20	\$ .....	\$ .....	\$ .....	\$ .....
British Oceania—	.....	.....	.....	.....	.....	United States.....	1,010,514	1,459,087	1,872,467	1,140,644	1,192,871
Australia.....	.....	.....	10	.....	.....	Total.....	1,039,387	1,614,029	2,044,021	1,152,325	1,193,080
New Zealand.....	109	788	.....	1,362	209	RECAPITULATION.					
Hong Kong.....	21	.....	.....	7	.....	British Empire.....	26,506	154,274	159,521	11,681	209
Argentina Republic.....	14	132	.....	.....	.....	Foreign Countries.....	1,012,881	1,459,755	1,884,500	1,140,644	1,192,871
France.....	2,069	436	11,187	.....	.....	FLAXSEED. (Dutiable.)					
Germany.....	.....	232	714	.....	.....	United Kingdom.....	\$ 50	\$ .....	\$ .....	\$ .....	\$ .....
Japan.....	243	.....	.....	.....	.....	Argentina Republic.....	341	.....	30,579	.....	.....
Netherlands.....	.....	.....	.....	.....	.....	Belgium.....	.....	.....	335	355	456
FLAXSEED. (Dutiable.)						Japan.....	.....	.....	878	4,400	.....
United Kingdom.....	Bush. 39	Bush. 24,661	Bush. 272	Bush. 180	Bush. 257	Netherlands.....	179	.....	.....	.....	.....
Argentina Republic.....	134	.....	193	670	.....	Russia.....	.....	13	.....	.....	.....
Belgium.....	.....	.....	9	.....	.....	United States.....	2,336	353	65,149	427	22,293
Japan.....	98	.....	52,430	155	4,381	Total.....	2,906	366	96,941	5,182	22,749
Netherlands.....	.....	212	77,556	1,005	4,638	RECAPITULATION.					
Russia.....	1,006	221	.....	.....	.....	British Empire.....	50	.....	.....	.....	.....
United States.....	.....	.....	.....	.....	.....	Foreign Countries.....	2,856	366	96,941	5,182	22,749
Total.....	1,277	221	77,556	1,005	4,638	RECAPITULATION.					
RECAPITULATION.						British Empire.....	50	.....	.....	.....	.....
British Empire.....	39	.....	.....	.....	.....	Foreign Countries.....	2,856	366	96,941	5,182	22,749
Foreign Countries.....	1,238	221	77,556	1,005	4,638	RECAPITULATION.					
RECAPITULATION.						British Empire.....	50	.....	.....	.....	.....
Foreign Countries.....	1,238	221	77,556	1,005	4,638	Foreign Countries.....	2,856	366	96,941	5,182	22,749

[illegible]

GARDEN, FIELD AND OTHER SEEDS FOR AGRICULTURAL OR OTHER PURPOSES, N.O.P., SUNFLOWER, CANARY, HEMP AND MILLET SEEDS, WHEN IN PACKAGES WEIGHING OVER ONE POUND EACH. (Dutiable.)

[illegible]

GARDEN AND FIELD SEEDS NOT SPECIFIED AS FREE, VALUED AT NOT LESS THAN \$5 PER POUND, IN PACKAGES OF NOT LESS THAN ONE OZ. EACH. (Datable)

[illegible]

MUSHROOM SPAWN. (Free.)

[illegible]

No. 19—IMPORTS for Consumption, by Articles and Countries, during Fiscal Years ended March 31, 1914-1918—*Con.*

Imported from—	1914	1915	1916	1917	1918	Imported from—	1914	1915	1916	1917	1918
----------------	------	------	------	------	------	----------------	------	------	------	------	------

SEEDS—Concluded.											
MUSTARD SEED. (Free.)											
United Kingdom.....	Lb.	Lb.	Lb.	Lb.	Lb.	United Kingdom.....	\$	\$	\$	\$	\$
Hong Kong.....	13,687	40,248	7,135	3,172	61	Hong Kong.....	713	2,209	558	400	8
Austria-Hungary.....	45,327	1,190			264	Austria-Hungary.....	1,785	74			119
France.....	65,990					France.....	1,884				
Germany.....		7		4		Germany.....		1			
Japan.....		12,100				Japan.....		706			
Netherlands.....	62,094	153,536	39,938	305,328	245,191	Netherlands.....	2,192	7,095	3,708	2	
United States.....						United States.....					13,883
Total.....	187,098	207,081	47,073	308,504	245,516	Total.....	6,574	10,145	4,266	13,456	14,010
RECAPITULATION.						RECAPITULATION.					
British Empire.....	13,687	40,248	7,135	3,172	325	British Empire.....	713	2,209	558	400	127
Foreign Countries.....	173,411	166,833	39,938	305,332	245,191	Foreign Countries.....	5,861	7,936	3,708	13,056	13,883

PEASE (SEED) FROM UNITED KINGDOM. (Free.)											
United Kingdom.....	Lb.	Lb.	Lb.	Lb.	Lb.	United Kingdom.....	\$	\$	\$	\$	\$
Total.....	85,291	53,714	90,703	39,841	2,929	Total.....	5,467	4,707	5,959	3,358	490
RECAPITULATION.						RECAPITULATION.					
British Empire.....	85,291	53,714	90,703	39,841	2,929	British Empire.....	5,467	4,707	5,959	3,358	490
Foreign Countries.....						Foreign Countries.....					

RAPE SEED (SOWING). (Free.)											
United Kingdom.....	Lb.	Lb.	Lb.	Lb.	Lb.	United Kingdom.....	\$	\$	\$	\$	\$
British Oceania—	6,124	96,443	27,424	19,814	5,236	British Oceania—	369	5,825	1,484	1,491	533
Australia.....		3	55,000			Australia.....		3	2,883		
France.....	25,857					France.....	1,038				
Germany.....	231,665	3,937	159	82,117	177	Germany.....		106	19	4,186	29
Netherlands.....		114,636				Netherlands.....	8,758	5,686			
Spain.....	128,954	171,813	381,967	223,074	144,545	Spain.....		11,374	22,439	20	
United States.....						United States.....	5,591				13,584
Total.....	392,630	386,332	464,550	325,229	149,958	Total.....	15,756	22,994	26,830	19,513	14,146
RECAPITULATION.						RECAPITULATION.					
British Empire.....	6,124	96,446	27,424	19,814	5,236	British Empire.....	369	5,828	1,484	1,491	533
Foreign Countries.....	386,506	290,386	437,126	305,415	144,722	Foreign Countries.....	15,387	17,166	25,346	18,022	13,613



## RECAPITULATION—SEEDS. (Dutiable and Free.)

## RECAPITULATION—SEEDS. (Dutiable and Free.)

### SETTLERS' EFFECTS. (Free.)

### SETTLERS' EFFECTS. (Free.)

[illegible]

No. 19—IMPORTS for Consumption, by Articles and Countries, during Fiscal Years ended March 31, 1914-1918—*Con.*

Imported from—	1914	1915	1916	1917	1918	Imported from—	1914	1915	1916	1917	1918
SETTLERS' EFFECTS. (Free )—Concluded.											
Japan.....	\$ 7,032	\$ 5,955	\$ 620	\$ 4,732	\$ 1,005	Turkey.....	\$ 78	\$ 1,000	\$ 3,442,574	\$ 4,584,713	\$ 6,116,555
Mexico.....	4,800	17,680	100	2,400	1,500	United States.....	9,238,698	5,213,211	206	672	25
Netherlands.....	4,856	25	200	450	105	Alaska.....	4,470	490	1,700	5	
Norway.....	150					Hawaii.....	3,080				
Persia.....					500	Philippine Islands.....					
Portu.....		175				Total.....	14,348,441	7,804,092	3,908,980	5,085,240	6,367,291
Roumania.....	750	185	100	200		RECAPITULATION.					
Russia.....	2,449	585	75	30		British Empire.....	4,571,825	2,487,426	409,343	482,897	235,567
Serbia.....	250	140	40	5		Foreign Countries.....	9,776,616	5,376,666	3,499,643	4,602,343	6,131,724
Sweden.....	3,658	2,550	480	5,025							
Switzerland.....											
SHELLS, RUSSIAN, MATERIALS FOR. (Free.)											
United Kingdom.....	\$	\$	\$	\$ 252,718	\$	RECAPITULATION.	\$	\$	\$	\$	\$
United States.....			352,510	3,463,295		British Empire.....			352,510	252,718	
Total.....			352,510	3,716,013		Foreign Countries.....				3,463,295	
SIGNS OF ANY MATERIAL OTHER THAN PAPER, FRAMED OR NOT, LETTERS OR NUMERALS OF ANY MATERIAL OTHER THAN PAPER. (Dutiable.)											
United Kingdom.....	\$ 30,636	\$ 25,309	\$ 13,077	\$ 5,684	\$ 4,204	Spain.....	\$	\$ 1	\$	\$	\$
Hong Kong.....	93	26	3	13	13	Switzerland.....	11	435	60		
Austria-Hungary.....						United States.....	138,195	84,949	71,786	90,577	108,884
China.....	5	18		2	12	Total.....	172,007	113,874	85,781	90,403	113,114
France.....	482	108	52	70		RECAPITULATION.					
Germany.....	2,554	2,881	101	30	1	British Empire.....	30,642	25,425	13,080	5,697	4,217
Italy.....	5	47	102	27		Foreign Countries.....	141,365	88,449	72,101	90,700	108,897
Japan.....	18	7									
Netherlands.....	1	3									
Norway.....	1										
SOYA BEANS AND SOYA BEAN CAKE, FOR USE IN THE MANUFACTURE OF CATTLE FOOD AND OF FERTILIZERS. (Free.)											
United Kingdom.....	Cwt.	Cwt.	Cwt.	Cwt.	Cwt.	United Kingdom.....	\$	\$	\$	\$	\$
China.....	1,104					China.....	1,289				
Japan.....	1,075	2,206	2,074	8,460	12,574	Japan.....	1,155	2,930	3,080	10,537	20,674
United States.....	2,569			862		United States.....	3,510			1,449	
Total.....	4,748	2,206	2,074	9,322	12,574	Total.....	5,954	2,930	3,080	11,986	20,674
RECAPITULATION.						RECAPITULATION.					
British Empire.....				9,322		British Empire.....					
Foreign Countries.....	4,748	2,206	2,074		12,574	Foreign Countries.....	5,954	2,930	3,080	11,986	20,674

## SESSIONAL PAPER No. 10b

## SPECIMENS, MODELS AND WALL DIAGRAMS FOR ILLUSTRATION OF NATURAL HISTORY FOR UNIVERSITIES AND PUBLIC MUSEUMS. (Free.)

	\$	\$	\$	\$	\$	\$	\$	\$	\$
United Kingdom.....	65	852	245						
British Africa, South.....			400						
Newfoundland.....	134								
France.....	36								
Germany.....	6,679	6,232	962						
United States.....				1,542					
Alaska.....				20					
Total.....	6,919	7,084	1,207	2,071	1,562				

## SPONGES OF MARINE PRODUCTION. (Dutiable.)

	\$	\$	\$	\$	\$	\$	\$	\$	\$
United Kingdom.....	14,248	7,622	8,157	10,115	9,438				
British West Indies.....	1,250	1,520	3,678	9,074	16,034				
Cuba.....	689	566							
France.....	806	370	287	2	8				
Germany.....		4							
Greece.....	838	310	2,002	580	13				
Japan.....	104		23	3	2				
Russia.....		13							
Total.....									

## SPURS AND STILTS, FOR USE IN THE MANUFACTURE OF EARTHENWARE. (Free.)

	\$	\$	\$	\$	\$	\$	\$	\$	\$
United Kingdom.....	281	288	5	271	383				
United States.....			212						
Total.....	281	288	217	271	383				

## STARCH, INCLUDING CORN STARCH, POTATO STARCH, POTATO FLOUR AND ALL PREPARATIONS HAVING THE QUALITIES OF STARCH. (Dutiable.)

	Lb.	Lb.	Lb.	Lb.	Lb.	Lb.	\$	\$	\$	\$	\$	\$
United Kingdom.....	598,459	554,887	203,647	161,884	13,155							
British East Indies—												
Straits Settlements.....	1,450	1,440										
British West Indies.....	96,323	80,370	64,198	70,562	55,629							
Hong Kong.....	14											
Newfoundland.....	24,370	30,677	5,514									
Belgium.....	12,578	146	365	78	98							
China.....	80,688	300	838	2,575								
France.....	10,402	77,969										
Germany.....	106,832	9,628	10,182	8,632	58,838							
Netherlands.....	1,816,822	65,014	27,876	9,802								
United States.....		2,084,068	2,693,711	2,578,105	3,532,410							
Hawaii.....			48									
Total.....	2,748,354	2,916,417	3,006,379	2,831,638	3,660,130							
RECAPITULATION.												
British Empire.....	690,246	647,955	287,845	232,446	68,784							
Foreign Countries.....	2,058,108	2,268,462	2,738,534	2,599,192	3,591,346							

## RECAPITULATION.

	\$	\$	\$	\$	\$	\$	\$	\$	\$
United Kingdom.....	20,439	25,077	13,462						
British East Indies—									
Straits Settlements.....	67	487	95						
British West Indies.....	2,682	2,839	2,081						
Hong Kong.....	2								
Newfoundland.....	907	965	202						
Belgium.....	236	7	35						
China.....	32	18							
France.....	2,086	1,748							
Germany.....	8,675	891	1,038						
Japan.....	2,952	1,531	1,336						
Netherlands.....	68,952	73,004	98,348						
United States.....									
Hawaii.....			16						
Total.....	104,690	106,740	107,437						
RECAPITULATION.									
British Empire.....	29,190	28,498	15,543						
Foreign Countries.....	75,500	78,242	91,894						





## SESSIONAL PAPER No. 10b

## TOTAL MARBLE. (Dutiable.)

United Kingdom.....	\$ 8,799	\$ 13,150	\$ 3,187	\$ 3,158	\$ 2,355	United States.....	\$ 462,719	\$ 339,978	\$ 144,594	\$ 164,875	\$ 192,139
Hong Kong.....	3					Alaska.....		4,568			
Belgium.....	3,442	3,404				Total.....	551,329	407,553	148,662	179,956	195,904
France.....	1,900	328	11	110	87	RECAPITULATION.					
Germany.....	423	70			1,323	British Empire.....	8,802	13,150	3,187	3,158	2,355
Italy.....	54,031	45,406	869	11,813		Foreign Countries.....	552,527	394,403	145,475	176,798	193,549
Japan.....			1								
Sweden.....		649									
Switzerland.....	3										
Turkey.....	9										
Total.....											

## SLATE.

## MANTLES. (Dutiable.)

United Kingdom.....	\$	\$	\$	\$	\$	RECAPITULATION.	\$	\$	\$	\$	\$
United States.....		598				British Empire.....					
Total.....		598				Foreign Countries.....		598			

## ROOFING SLATES. (Dutiable.)

United Kingdom.....	Square.	Square.	Square.	Square.	Square.	United Kingdom.....	\$ 8,795	\$ 10,153	\$ 463	\$ 410	\$
Belgium.....	1,845	1,506	114	70		Belgium.....	118	266			
United States.....	19,816	14,830	7,093	4,258	3,716	United States.....	87,792	70,793	32,240	20,045	19,903
Total.....	21,702	16,394	7,207	4,328	3,716	Total.....	96,705	81,212	32,703	20,455	19,903
RECAPITULATION.						RECAPITULATION.					
British Empire.....	1,845	1,506	114	70		British Empire.....	8,795	10,153	463	410	
Foreign Countries.....	19,856	14,888	7,093	4,258	3,716	Foreign Countries.....	87,910	71,059	32,240	20,045	19,903

## SCHOOL WRITING SLATES. (Dutiable.)

United Kingdom.....	\$ 19	\$ 569	\$	\$ 54	\$ 35	United Kingdom.....	\$	\$	\$	\$	\$
Belgium.....	87	9				Belgium.....					
France.....	1,328	886	58		32	France.....					
Germany.....	8			261	134	Germany.....					
Japan.....	16	17				Japan.....					
Netherlands.....	51,722	50,673	37,950	35,926	37,909	Netherlands.....					
United States.....						United States.....					
Total.....	53,180	52,160	38,008	36,241	38,110	Total.....					
RECAPITULATION.						RECAPITULATION.					
British Empire.....						British Empire.....	19	569		54	35
Foreign Countries.....						Foreign Countries.....	53,161	51,591	38,008	36,187	38,075

No. 19—Imports for Consumption, by Articles and Countries, during Fiscal Years ended March 31, 1914-1918—*Con.*

Imported from—	1914	1915	1916	1917	1913	Imported from—	1914	1915	1916	1917	1918
STONE, MARBLE AND SLATE—Continued.											
SLATE—Concluded.											
SLATE PENCILS. (Dutiable.)											
United Kingdom.....	\$ 25	\$ 20	\$	\$ 26	\$ 3	RECAPITULATION. British Empire..... Foreign Countries.....	\$	\$	\$	\$	\$
Austria-Hungary.....	6	212									
Belgium.....	13	8			12						
France.....	65										
Germany.....	4,727	2,001					25	20		26	
Netherlands.....	25						9,293	5,087	6,213	10,060	8,955
United States.....	4,470	2,861	6,265	10,060	8,943						
Total.....	9,318	5,107	6,213	10,086	8,958						
OTHER SLATE AND MANUFACTURES OF. (Dutiable.)											
United Kingdom.....	\$ 8,318	\$ 4,531	\$ 120	\$ 351	\$ 282	RECAPITULATION. British Empire..... Foreign Countries.....	\$	\$	\$	\$	\$
France.....	24										
Germany.....	22	228									
Japan.....					1						
Portugal.....							8,313	4,531	120	351	282
United States.....	67,852	44,244	28,833	29,221	35,619		68,517	44,472	28,833	29,221	35,020
Total.....	76,835	49,003	28,953	29,572	35,902						
TOTAL SLATE. (Dutiable.)											
United Kingdom.....	\$ 17,157	\$ 15,273	\$ 583	\$ 841	\$ 320	United States.....	\$ 211,836	\$ 169,169	\$ 105,228	\$ 95,252	\$ 102,374
Austria-Hungary.....	6										
Belgium.....	118	487				Total.....	236,038	188,080	105,877	96,354	102,873
France.....	176	19	66		44	RECAPITULATION. British Empire..... Foreign Countries.....					
Germany.....	6,077	3,115									
Japan.....	8										
Netherlands.....	41	17	261		135		17,157	15,273	583	841	320
Portugal.....	619						218,881	172,807	105,294	95,513	102,553

## SESSIONAL PAPER No. 10b

## STONE.

BURISTONES IN BLOCKS, ROUGH OR UNMANUFACTURED, NOT BOUND UP OR PREPARED FOR BINDING INTO MILL-STONES. (Free.)

	No.	No.	No.	No.	No.	No.	\$	\$	\$	\$	\$	\$
United Kingdom.....												
France.....	1,166	2	172	651	641		1,638		230	1,033	1,197	
Japan.....	8	2	3	9			130	14	20	66		
United States.....												
Total.....	1,174	4	175	660	641		1,768	30	300	1,099	1,197	
RECAPITULATION.												
British Empire.....												
Foreign Countries.....	1,174	4	175	660	641		1,768	30	300	1,099	1,197	

## CHALK, PREPARED. (Dutiable.)

	\$	\$	\$	\$	\$	\$	\$	\$	\$	\$	\$	\$
United Kingdom.....	1,013	1,105	857	748	1,018							
Austria-Hungary.....	1,118	256										
France.....	561	556	424	262	365							
Germany.....	1,686	1,016										
Japan.....			1				1,013	1,105	857	748	1,018	
Netherlands.....	185	231					45,969	38,736	43,793	52,505	69,920	
United States.....	42,419	36,677	43,368	52,333	69,555							
Total.....	46,982	39,841	44,650	53,343	70,938							

## CHALK, CHINA OR CORNWALL STONE, CLIFF STONE, AND FELDSPAR, FLUORSFAR, MAGNESITE, GROUND OR UNGROUND. (Free.)

	\$	\$	\$	\$	\$	\$	\$	\$	\$	\$	\$	\$
United Kingdom.....	21,322	16,324	36,006	42,037	72,888		1,199	2,024				
Newfoundland.....	30	25			10,148		149,963	87,341	88,768	116,934	202,383	
Austria-Hungary.....	174											
Belgium.....	323	137										
France.....	77						176,010	107,238	124,774	158,971	285,419	
St. Pierre and Miquelon.....												
Germany.....	1,337	1,187										
Italy.....	150											
Netherlands.....	653						21,352	18,349	36,006	42,037	82,036	
Norway.....	706						194,658	90,889	88,768	116,934	202,383	
Total.....												

## FLAGSTONE, GRANITE, ROUGH, SAND STONE, AND ALL BUILDING STONE, NOT HAMMERED, SAWN OR CHISELED. (Dutiable.)

	\$	\$	\$	\$	\$	\$	\$	\$	\$	\$	\$	\$
United Kingdom.....	4,465	761										
France.....	1	327										
Italy.....	828											
United States.....	91,962	73,858	47,303	79,250	106,133		4,465	761	47,303	79,250	106,133	
Total.....	98,582	74,619	47,303	79,250	106,133							

No. 19—Imports for Consumption, by Articles and Countries, during Fiscal Years ended March 31, 1914-1918—*Con.*

Imported from—	1914	1915	1916	1917	1918	Imported from—	1914	1915	1916	1917	1918
<p style="text-align: center;"><b>STONE, MARBLE AND SLATE—Continued.</b></p> <p style="text-align: center;">STONE—Continued.</p> <p style="text-align: center;">FLAGSTONE, ALL OTHER BUILDING STONE, SAWN OR DRESSED. (Dutiable.)</p>											
United Kingdom.....	\$ 2,919					RECAPITULATION.	\$	\$	\$	\$	\$
Italy.....	955					British Empire.....		2,919			
United States.....	465,509					Foreign Countries.....		466,464			
Total.....	469,383										
<p style="text-align: center;">FLAGSTONE AND BUILDING STONE, EXCEPT MARBLE OR GRANITE, SAWN ON NOT MORE THAN TWO SIDES. (Dutiable.)</p>											
United Kingdom.....	\$	\$ 1,197	\$ 118	\$ 239	\$ 159	RECAPITULATION.	\$	\$	\$	\$	\$
United States.....		169,515	51,138	36,597	57,223	British Empire.....		1,197	118	239	159
Total.....		170,712	51,256	36,836	57,382	Foreign Countries.....		169,515	51,138	36,597	57,223
<p style="text-align: center;">BUILDING STONE OTHER THAN MARBLE OR GRANITE, SAWN ON MORE THAN TWO AND NOT MORE THAN FOUR SIDES. (Dutiable.)</p>											
United Kingdom.....	Cwt.	Cwt.	Cwt.	Cwt.	Cwt.	United Kingdom.....	\$	\$	\$	\$	\$
United States.....		11,571	2,541	464	4,700	United States.....		3,549	748	149	2,271
Total.....		11,571	2,541	464	4,700	Total.....		3,549	748	149	2,271
RECAPITULATION.						RECAPITULATION.					
British Empire.....						British Empire.....					
Foreign Countries.....						Foreign Countries.....		3,549	748	149	2,271
<p style="text-align: center;">BUILDING STONE OTHER THAN MARBLE OR GRANITE, PLANED, TURNED, CUT OR FURTHER MANUFACTURED THAN SAWN ON FOUR SIDES. (Dutiable.)</p>											
United Kingdom.....	Cwt.	Cwt.	Cwt.	Cwt.	Cwt.	United Kingdom.....	\$	\$	\$	\$	\$
United States.....		18,163	6,331	882	956	United States.....		19,965	4,115	1,338	987
Total.....		18,163	6,331	882	956	Total.....		19,965	4,115	1,338	987
RECAPITULATION.						RECAPITULATION.					
British Empire.....						British Empire.....					
Foreign Countries.....						Foreign Countries.....		19,965	4,115	1,338	987



## SESSIONAL PAPER No. 10b

## FLINT AND GROUND FLINT STONE. (Free.)

	Cwt.	Cwt.	Cwt.	Cwt.	Cwt.	Cwt.	Cwt.	\$	\$	\$	\$
United Kingdom.....	257	22	87	36	176	22	84	176	22	84	29
Belgium.....	47,952	643	1,624	6,514	14,321	904	4,210	14,321	904	4,210	1,935
Denmark.....	473	670	1,025	4,786	333	479	503	333	479	503	2,497
France.....	4	1,143	67,938	90,645	45,405	53,299	40,318	45,405	53,299	40,318	72,587
Germany.....	82,746	88,686	71,817	101,981	60,329	54,704	43,060	60,329	54,704	43,060	74,522
Sweden.....	131,432	90,021	71,817	101,981	60,329	54,704	43,060	60,329	54,704	43,060	74,522
United States.....	131,432	90,021	71,817	101,981	60,329	54,704	43,060	60,329	54,704	43,060	74,522
Total.....	131,432	90,021	71,817	101,981	60,329	54,704	43,060	60,329	54,704	43,060	74,522
RECAPITULATION.											
British Empire.....	257	22	87	36	176	22	84	176	22	84	29
Foreign Countries.....	131,175	89,999	71,730	101,945	60,153	54,682	42,976	60,153	54,682	42,976	74,522

## GANNISTER. (Free.)

	Cwt.	Cwt.	Cwt.	Cwt.	Cwt.	Cwt.	Cwt.	\$	\$	\$	\$
United Kingdom.....	5,382	943	3,641	3,102	1,141	232	708	1,141	232	708	459
United States.....	1,447	698	5,644	64,252	545	209	2,172	545	209	2,172	28,644
Total.....	6,829	1,641	9,285	67,354	1,686	441	2,880	1,686	441	2,880	29,103
RECAPITULATION.											
British Empire.....	5,382	943	3,641	3,102	1,141	232	708	1,141	232	708	459
Foreign Countries.....	1,447	698	5,644	64,252	545	209	2,172	545	209	2,172	28,644

## GRANITE, SAWN ONLY (Dutiable.)

	\$	\$	\$	\$	\$	\$	\$	\$	\$	\$	\$
United Kingdom.....	699	764	262	378	699	764	262	699	764	262	101
United States.....	10,868	3,076	2,712	4,877	10,868	3,076	4,877	10,868	3,076	4,877	2,921
Total.....	11,567	3,840	2,974	5,255	21,736	6,150	7,143	21,736	6,150	7,143	3,021
RECAPITULATION.											
British Empire.....	699	764	262	378	699	764	262	699	764	262	101
Foreign Countries.....	10,868	3,076	2,712	4,877	10,868	3,076	4,877	10,868	3,076	4,877	2,921

## GRANITE MANUFACTURES OF, N.O.P. (Dutiable.)

	\$	\$	\$	\$	\$	\$	\$	\$	\$	\$	\$
United Kingdom.....	172,367	175,955	118,563	80,734	172,367	175,955	118,563	172,367	175,955	118,563	58,633
France.....	11	1,300	9,587	9,587	13,740	15,518	15,518	13,740	15,518	15,518	19,673
Germany.....	3	1,785	9,587	9,587	13,740	15,518	15,518	13,740	15,518	15,518	19,673
Italy.....	13,737	15,518	9,587	9,587	13,740	15,518	15,518	13,740	15,518	15,518	19,673
United States.....	186,107	194,569	128,150	90,243	172,367	175,955	118,563	172,367	175,955	118,563	58,633
Total.....	186,107	194,569	128,150	90,243	172,367	175,955	118,563	172,367	175,955	118,563	58,633
RECAPITULATION.											
British Empire.....	172,367	175,955	118,563	80,734	172,367	175,955	118,563	172,367	175,955	118,563	58,633
Foreign Countries.....	13,737	15,518	9,587	9,587	13,740	15,518	15,518	13,740	15,518	15,518	19,673

No. 19—Imports for Consumption, by Articles and Countries, during Fiscal Years ended March 31, 1914-1918—*Con.*

Imported from —	1914	1915	1916	1917	1918	Imported from —	1914	1915	1916	1917	1918
STONE, MARBLE AND SLATE—Continued.											
STONE—Continued.											
GRAVEL AND SAND. (Free.)											
United Kingdom.....	Ton	Ton	Ton	Ton	Ton	United Kingdom.....	\$	\$	\$	\$	\$
Hong Kong.....	5,227	2,949	16	31	20	Hong Kong.....	6,340	6,757	76	79	94
Belgium.....	4,765	4,000				Belgium.....	2,023	5,560		4	
France.....	21				7	France.....	210				
Germany.....	9,550	2,650				Germany.....	20,626	4,514			67
Japan.....	11	22	39	19	25	Japan.....	33	85	154	81	137
United States.....	403,938	248,441	208,873	242,109	320,407	United States.....	390,488	199,017	126,081	192,779	315,402
Total.....	423,512	258,062	208,928	242,159	320,439	Total.....	419,720	215,933	127,211	192,943	315,700
RECAPITULATION.											
British Empire.....	5,227	2,949	16	31	20	British Empire.....	6,340	6,757	76	83	94
Foreign Countries.....	418,285	255,113	208,912	242,128	320,439	Foreign Countries.....	413,380	209,176	127,135	192,860	315,606

GRINDSTONES, NOT MOUNTED, AND NOT LESS THAN 36 INCHES IN DIAMETER. (Dutiable.)

	\$	\$	\$	\$	\$		\$	\$	\$	\$	\$
United Kingdom.....	27,805	22,112	28,319	38,902	29,866	United Kingdom.....	27,805	22,112	28,319	38,902	29,866
Germany.....	1,063					Germany.....	78,634	56,317	41,310	69,140	141,628
United States.....	77,571	56,317	41,310	69,140	114,628	United States.....					
Total.....	106,439	78,429	69,629	108,042	174,494	Total.....					
RECAPITULATION.											
British Empire.....						British Empire.....					
Foreign Countries.....						Foreign Countries.....					

GRINDSTONES, N.O.P. (Dutiable.)

	\$	\$	\$	\$	\$		\$	\$	\$	\$	\$
United Kingdom.....	2,163	970	1,110	211	646	United Kingdom.....	19,851	14,986	12,043	17,551	18,917
Hong Kong.....		3	1			Hong Kong.....					
Newfoundland.....					2	Newfoundland.....					
Austria-Hungary.....	500					Austria-Hungary.....					
France.....	30					France.....					
Germany.....	80					Germany.....					
Japan.....		3		6	5	Japan.....					
Sweden.....	46					Sweden.....					
Total.....						Total.....					
RECAPITULATION.											
British Empire.....						British Empire.....	2,163	973	1,111	241	648
Foreign Countries.....						Foreign Countries.....	20,507	14,989	12,043	17,557	18,922

## SESSIONAL PAPER No. 10b

## GYPSUM, CRUDE. (Vice.)

Ton.	Ton.	Ton.	Ton.	Ton.	Ton.	\$	\$	\$	\$	\$
United Kingdom.....	15	9	2	.....	United Kingdom.....	123	80	.....	91	.....
China.....	.....	.....	.....	.....	China.....	.....	.....	.....	6	.....
Japan.....	3,574	3,308	3,019	.....	Japan.....	17,206	14,818	8,197	14,236	4
United States.....	.....	.....	.....	35	United States.....	.....	.....	.....	.....	550
Total.....	3,589	3,317	3,021	35	Total.....	17,329	14,898	8,197	14,327	550
RECAPITULATION.					RECAPITULATION.					
British Empire.....	15	9	2	.....	British Empire.....	123	80	.....	91	.....
Foreign Countries.....	3,574	3,308	3,019	35	Foreign Countries.....	17,206	14,818	8,197	14,236	550

## GYPSUM OR PLASTER OF PARIS, GROUND, NOT CALCINED. (Dutiable.)

Cwt.	Cwt.	Cwt.	Cwt.	Cwt.	Cwt.	\$	\$	\$	\$	\$
United Kingdom.....	4,230	1,649	959	286	United Kingdom.....	3,190	1,486	987	489	880
Hong Kong.....	.....	5	9	.....	Hong Kong.....	.....	3	4	.....	.....
United States.....	21,519	3,317	2,832	6,961	United States.....	5,137	1,811	1,979	4,452	2,142
Total.....	25,749	4,971	3,809	7,247	Total.....	8,327	3,300	2,970	4,941	3,022
RECAPITULATION.					RECAPITULATION.					
British Empire.....	4,230	1,654	968	286	British Empire.....	3,190	1,489	991	489	880
Foreign Countries.....	21,519	3,317	2,832	6,961	Foreign Countries.....	5,137	1,811	1,979	4,452	2,142

## GYPSUM OR PLASTER OF PARIS, CALCINED, AND PREPARED WALL PLASTER. (Dutiable.)

Cwt.	Cwt.	Cwt.	Cwt.	Cwt.	Cwt.	\$	\$	\$	\$	\$
United Kingdom.....	919	217	182	96	United Kingdom.....	290	134	96	149	62
Hong Kong.....	.....	2	20	11	Hong Kong.....	.....	1	16	18	7
France.....	1,441	.....	.....	.....	France.....	1,043	.....	.....	.....	.....
Germany.....	330,095	126,122	44,978	78,129	Germany.....	138,570	400	14,206	27,745	26,720
United States.....	.....	.....	.....	.....	United States.....	.....	41,677	.....	.....	.....
Total.....	332,457	127,141	45,180	78,236	Total.....	139,904	45,302	14,318	27,912	26,780
RECAPITULATION.					RECAPITULATION.					
British Empire.....	921	219	202	107	British Empire.....	291	135	112	167	69
Foreign Countries.....	331,536	126,922	44,978	78,129	Foreign Countries.....	139,613	45,167	14,206	27,745	26,720

## LITHOGRAPHIC STONES, NOT ENGRAVED. (Dutiable.)

\$	\$	\$	\$	\$	\$	\$	\$	\$	\$	\$
United Kingdom.....	94	100	.....	.....	United Kingdom.....	94	100	.....	.....	.....
France.....	117	.....	.....	.....	France.....	.....	.....	.....	.....	.....
Germany.....	7,123	2,914	1,605	3,135	Germany.....	7,212	2,914	1,605	3,135	2,905
United States.....	.....	.....	.....	.....	United States.....	.....	.....	.....	.....	.....
Total.....	7,336	3,014	1,605	3,135	Total.....	7,212	2,914	1,605	3,135	2,905
RECAPITULATION.					RECAPITULATION.					
British Empire.....	94	100	.....	.....	British Empire.....	94	100	.....	.....	.....
Foreign Countries.....	7,242	2,914	1,605	3,135	Foreign Countries.....	7,212	2,914	1,605	3,135	2,905

No. 19—Imports for Consumption, by Articles and Countries, during Fiscal Years ended March 31, 1914-1918—*Con.*

Imported from—	1914	1915	1916	1917	1918	Imported from—	1914	1915	1916	1917	1918
STONE, MARBLE AND SLATE—Concluded.											
STONE—Concluded.											
PAYING BLOCKS (Dutiable.)											
United Kingdom.....	\$	\$	\$	\$	\$	RECAPITULATION.	\$	\$	\$	\$	\$
United States.....	52,321	4,428	584			British Empire.....					
Total.....	52,321	4,428	584			Foreign Countries.....	52,321	4,428	584		
REFUSE STONE, NOT SAWN, HAMMERED OR CHISELED, NOR FIT FOR FLAGSTONES, BUILDING STONE OR PAVING. (Free.)											
United Kingdom.....	Ton.	Ton.	Ton.	Ton.	Ton.	United Kingdom.....	\$	\$	\$	\$	\$
Newfoundland.....	138,085	116,732	40	83,778	137,030	Newfoundland.....	90,980	75,686	31	47,656	89,351
Sweden.....	222,451	12			365,237	Sweden.....	101,940	35	100,996	127,041	171,438
United States.....	222,451	272,774	283,478	293,289		United States.....	192,920	135,955	101,031	174,897	260,789
Total.....	360,536	389,518	283,538	377,067	502,267	Total.....		211,676			
RECAPITULATION.											
British Empire.....	138,085	116,732	60	83,778	137,030	British Empire.....	90,980	75,686	35	47,656	89,351
Foreign Countries.....	222,451	272,786	283,478	293,289	365,237	Foreign Countries.....	101,940	135,990	100,996	127,041	171,438
TALC, GROUND, BOILED OR PRECIPITATED, NOT FOR TOILET USE. (Free.)											
United Kingdom.....	Cwt.	Cwt.	Cwt.	Cwt.	Cwt.	United Kingdom.....	\$.	\$	\$	\$	\$
Austria-Hungary.....	3,857	1,612				Austria-Hungary.....	6,372	2,638			
Italy.....	67					Italy.....	86	116			
United States.....	6,433	6,563	2,509			United States.....	5,097	3,802	1,476		
Total.....	10,357	8,275	2,509			Total.....	11,555	6,546	1,476		
RECAPITULATION.											
British Empire.....	3,857	1,612				British Empire.....	6,372	2,638			
Foreign Countries.....	6,500	6,663	2,509			Foreign Countries.....	5,183	3,918	1,476		



(OTHER STONE. (Dutiable.)

[illegible]

## TOTAL STONE. (Dutiable and Free.)

[illegible]

## RECAPITULATION—STONE, MARBLE AND SLATE. (Dutiable and Free.)

[illegible]

No. 19—Imports for Consumption, by Articles and Countries, during Fiscal Years ended March 31, 1914-1918—*Con.*

Imported from —	1914	1915	1916	1917	1918	Imported from —	1914	1915	1916	1917	1918
STRAW. (Dutiable.)											
United Kingdom.....	Ton. 1	Ton. 198	Ton. 93	Ton. 22	Ton. 269	United Kingdom.....	\$ 15	\$	\$	\$	\$
United States.....	311	198	93	22	269	United States.....	3,342	2,955	1,187	317	4,028
Total.....	312	198	93	22	200	Total.....	3,357	2,955	1,187	317	4,028
RECAPITULATION.											
British Empire.....	1					British Empire.....	15				
Foreign Countries.....	311	198	93	22	200	Foreign Countries.....	3,342	2,955	1,187	317	4,028
STRAW PULP. (Dutiable.)											
United Kingdom.....	\$	\$	\$	\$	\$	RECAPITULATION.	\$	\$	\$	\$	\$
Netherlands.....	711					British Empire.....					
United States.....	732					Foreign Countries.....	1,443				
Total.....	1,443										
TAPE LINES OF ANY MATERIAL. (Dutiable.)											
United Kingdom.....	\$ 5,165	\$ 4,018	\$ 1,779	\$ 2,089	\$ 1,283	RECAPITULATION.	\$	\$	\$	\$	\$
Belgium.....	5,142	111	32		7						
France.....	51	234									
Germany.....	308		7	25	5						
Japan.....		3,778	2,321	2,778	2,450						
United States.....	5,685					British Empire.....	5,165	4,018	1,779	2,089	1,283
Total.....	11,351	8,141	4,139	4,892	3,745	Foreign Countries.....	6,186	4,123	2,360	2,803	2,462
TEASELS. (Free.)											
United Kingdom.....	\$ 305	\$ 5	\$ 213	\$ 196	\$ 288	RECAPITULATION.	\$	\$	\$	\$	\$
France.....		202									
United States.....	747	457	577	224	1,640		305	5	213	196	288
Total.....	1,052	664	790	420	1,928	British Empire.....	747	659	577	224	1,640

## SESSIONAL PAPER No. 10b

## TEXTILES.

	\$	\$	\$	\$	\$	\$	\$	\$	\$
United Kingdom.....	20,089	12,598	14,900	3,323	RECAPITULATION.				
United States.....	162,636	154,488	175,448	238,655	British Empire.....	20,089	12,598	14,900	5,323
Total.....	182,725	167,086	190,348	243,408	Foreign Countries.....	162,636	154,488	175,448	238,085

## TEXTILES.

## BAGS WHICH CONTAINED CEMENT. (Dutiable.)

	\$	\$	\$	\$	\$	\$	\$	\$	\$
United Kingdom.....					RECAPITULATION.				
Belgium.....	30	100	40		British Empire.....	62,478	15,123	40	1,262
France.....	62,448	15,023	6,341	17,063	Foreign Countries.....			6,341	17,063
United States.....									
Total.....	62,478	15,123	6,381	17,063					

## CARPETS. (See also under "Flax" and "Wool".)

## CARPETING, RUGS, MATS AND MATTING OF STRAW. (Dutiable.)

	\$	\$	\$	\$	\$	\$	\$	\$	\$
United Kingdom.....	705	231	54	525	RECAPITULATION.				
British East Indies—					British Empire.....	2,127	1,756	581	2,383
India.....	716	187			Foreign Countries.....	64,064	50,753	61,986	116,914
British West Indies.....	17	2							
Hong Kong.....	689	1,336	527	719					
Belgium.....	180	630	808	677					
China.....	1,504	754							
France.....	198	50							
Germany.....	487	154							
Japan.....	44,168	35,908	40,971	31,500					
Netherlands.....		648							

## COCOA CARPETING, MATS, RUGS AND MATTING. (Dutiable.)

	\$	\$	\$	\$	\$	\$	\$	\$	\$
United Kingdom.....	12,711	6,001	3,211	977	RECAPITULATION.				
British East Indies—					British Empire.....	19,547	7,827	3,826	2,619
India.....	6,822	1,823	551	1,023	Foreign Countries.....	13,233	6,192	1,464	1,759
British West Indies.....									
Hong Kong.....	14	3	64	57					
Belgium.....	8,615	3,614		6					
China.....	316	6							
France.....									
Italy.....	13								





## SESSIONAL PAPER No. 10b

CLOTH, COATED OR SIZED, FOR MANUFACTURE OF SENSITIZED, BLUE OR BLACK PRINT CLOTH. (Dutiable.)

	\$	\$	\$	\$	\$	\$	\$	\$	\$
United Kingdom.....	3,471	2,757	1,860	771	1,832	RECAPITULATION.			
United States.....	7,980	3,703	1,661	3,879	7,186	British Empire.....	3,471	2,757	1,832
Total.....	11,451	6,460	3,521	4,650	9,018	Foreign Countries.....	7,980	3,703	1,661

## COIR AND COIR YARN. (Free.)

	Lb.	Lb.	Lb.	Lb.	Lb.	Lb.	\$	\$	\$
United Kingdom.....	199,457	56,452	63,184	119,616	105,810	United Kingdom.....	12,955	3,626	5,734
British East Indies—						British East Indies—			
India.....	251,755	125,600	432,688	431,510	324,692	India.....	10,853	5,903	14,403
Germany.....	82,320					Germany.....	4,842		7,257
United States.....	70,294	101,920	193,575	102,746	67,914	United States.....	3,956	3,704	5,732
Total.....	603,826	283,972	679,447	653,872	498,446	Total.....	32,646	13,233	24,942
RECAPITULATION.						RECAPITULATION.			
British Empire.....	451,212	182,052	485,872	551,126	430,532	British Empire.....	23,848	9,529	17,685
Foreign Countries.....	152,614	101,920	193,575	102,746	67,914	Foreign Countries.....	8,798	3,704	7,257

## CORDAGE, ROPE AND TWINE.

## BINDER TWINE. (Free.)

	Lb.	Lb.	Lb.	Lb.	Lb.	Lb.	\$	\$	\$
United Kingdom.....	1,120	1,009,800	2,485,373	455,550		United Kingdom.....	136	86,823	216,918
British Oceania—						British Oceania—			
Australia.....	195	27,557,140	32,371,795	65,463,081	49,511,980	Australia.....	19	2,651,451	2,770,140
United States.....	36,756,592					United States.....	3,779,434	2,651,451	6,831,220
Total.....	36,757,907	28,577,030	34,857,168	65,919,631	49,511,980	Total.....	3,779,589	2,738,274	6,890,269
RECAPITULATION.						RECAPITULATION.			
British Empire.....	1,315	1,009,800	2,485,373	455,550		British Empire.....	155	86,823	216,918
Foreign Countries.....	36,756,592	27,557,140	32,371,795	65,463,081	49,511,980	Foreign Countries.....	3,779,434	2,651,451	6,831,220

## BINDER TWINE, ARTICLES FOR THE MANUFACTURE OF. (Free.)

	\$	\$	\$	\$	\$	\$	\$	\$	\$
United Kingdom.....	518	1,387	209			RECAPITULATION.			
United States.....	12,354	131,271	112,958	6,216		British Empire.....	518	1,387	209
Total.....	12,872	132,658	113,167	6,216		Foreign Countries.....	12,354	131,271	112,958

No. 19—Imports for Consumption, by Articles and Countries, during Fiscal Years ended March 31, 1914-1918—*Con.*

Imported from—	1914	1915	1916	1917	1918	Imported from—	1914	1915	1916	1917	1918
<b>TEXTILES—Continued.</b>											
<b>CORDAGE, ROPE AND TWINE—Concluded.</b>											
<b>CORDAGE, COTTON OF ALL KINDS. (Dutiable.)</b>											
United Kingdom.....	Lb.	Lb.	Lb.	Lb.	Lb.	United Kingdom.....	\$	\$	\$	\$	\$
Hong Kong.....	149,014	177,121	76,694	64,116	79,868	Hong Kong.....	23,186	21,388	13,426	16,455	23,055
Germany.....	702	60	800	.....	.....	Germany.....	155	59	148	.....	.....
Italy.....	2,171	.....	.....	.....	.....	Italy.....	249	.....	.....	.....	.....
Japan.....	89,716	74,470	152,965	193,878	118,332	Japan.....	17,468	12,892	21,203	44,543	745
United States.....	.....	.....	.....	.....	.....	United States.....	.....	.....	.....	.....	55,604
Total.....	241,603	251,651	230,459	258,028	233,914	Total.....	41,058	34,339	34,777	61,000	79,401
<b>RECAPITULATION.</b>											
British Empire.....	149,014	177,121	77,494	64,146	79,868	British Empire.....	23,186	21,388	13,574	16,455	23,055
Foreign Countries.....	92,589	74,530	152,965	193,882	154,076	Foreign Countries.....	17,872	12,951	21,203	44,545	56,349
<b>CORDAGE AND TWINES OF ALL KINDS, N.O.P. (Dutiable.)</b>											
United Kingdom.....	Lb.	Lb.	Lb.	Lb.	Lb.	United Kingdom.....	\$	\$	\$	\$	\$
British East Indies—	3,025,255	2,732,419	1,341,312	2,502,073	1,841,241	British East Indies—	333,536	277,679	140,792	317,650	296,447
India.....	1,875	.....	.....	896	.....	India.....	72	.....	171	35	.....
British West Indies.....	5,313	886	2,418	1,594	335	British West Indies.....	696	89	363	120	43
Hong Kong.....	.....	.....	3,110	300	500	Hong Kong.....	.....	.....	.....	42	20
Newfoundland.....	16,844	2,562	.....	.....	.....	Newfoundland.....	2,417	680	.....	.....	.....
Austria-Hungary.....	100	.....	.....	.....	.....	Austria-Hungary.....	22	.....	.....	.....	.....
Belgium.....	367	.....	.....	.....	.....	Belgium.....	26	.....	.....	.....	.....
China.....	895	685	2,416	.....	.....	China.....	122	264	358	.....	.....
France.....	5,000	206	.....	.....	.....	France.....	775	135	.....	.....	.....
Germany.....	8,855	.....	.....	.....	.....	Germany.....	1,257	.....	.....	.....	.....
Italy.....	4,615	222	7,766	16,150	22,920	Italy.....	1,257	29	1,077	3,272	3,804
Japan.....	6,655	12,879	15,068	14,300	.....	Japan.....	1,656	1,065	2,671	4,141	.....
Norway.....	620	.....	.....	.....	.....	Norway.....	74	.....	.....	.....	.....
Sweden.....	.....	.....	.....	.....	.....	Sweden.....	.....	.....	.....	.....	.....

[illegible][illegible][illegible][illegible]





## SESSIONAL PAPER No. 10b

## CLOTHING—SHAWLS. (Dutiable.)

United Kingdom.....	\$ 2,410	\$ 2,301	\$ 978	\$ 8,955	\$ 22,621	United States.....	\$ 414	\$ 58	\$ 328	\$ 493
Hong Kong.....	98					Total.....	6,008	4,229	1,306	8,955
Austria-Hungary.....	99	362				RECAPITULATION.				
Germany.....	2,104	757				British Empire.....	2,508	2,301	978	22,621
Russia.....	883	744				Foreign Countries.....	3,500	1,928	328	493
Switzerland.....		7								

## CLOTHING—SUITS. (Dutiable.)

United Kingdom.....	Dozen, 31,506	Dozen, 16,313	Dozen, 8,514	Dozen, 6,500	Dozen, 6,860	United Kingdom.....	\$ 170,981	\$ 94,555	\$ 46,770	\$ 42,695	\$ 381,089
British East Indies—						India.....					
Hong Kong.....	19	5	2			Hong Kong.....	121	31	15		
Austria-Hungary.....	1,719	643	14			Austria-Hungary.....	12,071	4,718	102		33
China.....						China.....					34
France.....	114	80	90			France.....	862	470	301	11	
Germany.....	116	171				Germany.....	486	637			
Japan.....	108	106	138			Japan.....	838	565	932	1,707	7,966
Portugal.....						Portugal.....				4	
Switzerland.....						Switzerland.....		11	16		
United States.....	84,611	67,013	70,887			United States.....	444,092	341,568	309,406	401,206	361,746
Total.....	118,193	84,332	79,676	86,879	67,857	Total.....	629,471	442,555	357,802	445,623	408,868
RECAPITULATION.						RECAPITULATION.					
British Empire.....	31,525	16,318	8,525	6,500	6,866	British Empire.....	171,102	94,586	46,845	42,695	39,122
Foreign Countries.....	86,668	68,014	71,151	80,379	60,991	Foreign Countries.....	458,369	347,969	310,957	402,928	369,746

## CLOTHING—SOCKS AND STOCKINGS. (Dutiable.)

United Kingdom.....	Doz. pr. 380,327	Doz. pr. 201,846	Doz. pr. 98,735	Doz. pr. 118,394	Doz. pr. 84,762	United Kingdom.....	\$ 497,879	\$ 256,360	\$ 158,764	\$ 266,901	\$ 201,600
Hong Kong.....	149	56	69	174	225	Hong Kong.....	208	47	48	132	213
Newfoundland.....				14		Newfoundland.....				6	
Austria-Hungary.....						Austria-Hungary.....	19	318			
Belgium.....	18	147				Belgium.....	1,584	840			
China.....	1,312	729				China.....	11	35	3	6	
France.....	30	50	10	7		France.....	2,067	916	160	46	92
Germany.....	1,592	830	88	15	26	Germany.....	399,697	101,670	698		
Italy.....	292,207	76,705	514			Italy.....	55				
Japan.....	22					Japan.....	218	1,208	2,088	2,547	4,241
Switzerland.....	212	1,634	2,987	3,155	3,702	Switzerland.....	246	700	10		
United States.....	170	627	25	1,151,681	824,727	United States.....	168,718	276,916	638,497	1,419,273	1,416,308
Total.....	831,537	528,738	683,369	1,273,440	913,442	Total.....	1,070,702	639,010	800,268	1,688,911	1,622,454
RECAPITULATION.						RECAPITULATION.					
British Empire.....	380,476	201,902	98,804	118,582	84,987	British Empire.....	498,087	256,407	158,812	267,039	201,813
Foreign Countries.....	451,061	326,836	584,565	1,154,858	828,455	Foreign Countries.....	572,615	382,603	641,456	1,421,872	1,420,641

No. 19—Imports for Consumption, by Articles and Countries, during Fiscal Years ended March 31, 1914-1918—*Con.*

Imported from—	1914	1915	1916	1917	1918	Imported from—	1914	1915	1916	1917	1918
TEXTILES—Continued.											
COTTON—Continued.											
CLOTHING—UNDERSHIRTS AND DRAWERS. (Dutiable.)											
United Kingdom.....	\$ 28,170	\$ 15,087	\$ 8,134	\$ 10,324	\$ 19,891	United States.....	\$ 75,684	\$ 64,122	\$ 101,755	\$ 286,312	\$ 555,488
Hong Kong.....	20	.....	.....	18	.....	Total.....	113,659	86,651	113,154	300,941	621,863
Belgium.....	165	.....	.....	.....	254	RECAPITULATION.					
China.....	7	4,416	212	212	.....	British Empire.....	28,190	15,087	8,134	10,342	19,891
France.....	5,166	1,011	1,248	1,146	42,481	Foreign Countries.....	85,469	71,564	105,020	290,599	601,372
Germany.....	1,962	111	1,799	2,929	3,749						
Japan.....	1,30	.....	.....	.....	.....						
Switzerland.....	2,455	1,904	.....	.....	.....						
CLOTHING, N.O.P. (Dutiable.)											
United Kingdom.....	\$ 886,610	\$ 567,012	\$ 354,817	\$ 363,120	\$ 260,412	Portugal.....	\$ 1,140	\$ 344	\$ 261	\$ 937	\$ 123
British East Indies—	.....	.....	.....	.....	.....	Azores and Madeira.....	43	40	335	117	.....
India.....	38	.....	45	51	.....	Russia.....	.....	13	.....	.....	.....
British Oceania—	.....	.....	.....	.....	.....	Spain.....	.....	2	.....	15	50
Australia.....	.....	40	.....	34	.....	Sweden.....	38	.....	121	.....	.....
British West Indies	.....	337	164	332	545	Switzerland.....	5,166	3,311	4,759	2,551	2,318
Hong Kong.....	612	28	.....	.....	.....	Turkey.....	335	.....	.....	.....	.....
Malta.....	.....	5,625	.....	.....	.....	United States.....	1,850,695	1,521,821	1,316,494	1,986,562	1,802,132
Austria-Hungary.....	6,032	1,650	172	100	153	Hawaii.....	.....	.....	.....	.....	4
Belgium.....	6,351	.....	41,050	32,200	29,750	Total.....	2,949,986	2,182,376	1,736,625	2,429,695	2,153,440
China.....	442	193	.....	.....	.....	RECAPITULATION.					
France.....	113,529	46,606	.....	.....	.....	British Empire.....	887,290	567,417	355,026	362,537	200,457
French Africa.....	.....	150	.....	.....	.....	Foreign Countries.....	2,062,696	1,614,959	1,381,599	2,067,158	1,892,483
Germany.....	64,139	19,518	.....	585	14						
Italy.....	357	.....	.....	.....	.....						
Japan.....	12,076	15,243	18,407	44,090	57,639						
Netherlands.....	2,553	443	.....	.....	.....						
EMBROIDERIES, WHITE AND CREAM-COLOURED. (Dutiable.)											
United Kingdom.....	\$ 257,133	\$ 193,537	\$ 165,345	\$ 179,445	\$ 117,276	Azores and Madeira.....	\$ 1,541	\$ 269	\$ 7	\$ 764	\$ 7
British East Indies—	.....	.....	.....	.....	.....	Spain.....	711,478	457,400	566,562	609,679	405,266
Straits Settlements.....	.....	.....	.....	.....	18	Switzerland.....	25	.....	.....	.....	.....
Austria-Hungary.....	16,804	1,322	.....	.....	.....	Turkey.....	42,248	145,277	214,486	227,020	194,677
Belgium.....	7,805	506	.....	.....	.....	United States.....	.....	.....	.....	.....	.....
China.....	11	.....	.....	.....	.....	Total.....	1,143,703	827,829	963,360	1,033,404	714,025
France.....	75,738	20,488	14,857	15,666	26,525						
Germany.....	28,723	5,867	.....	212	.....						

## SESSIONAL PAPER No. 106

	644	286	32	614	148				
Italy.....	1,529	63			85	RECAPITULATION.			
Netherlands.....	182	2,814	2,008			British Empire.....	257,133	165,345	117,294
Portugal.....	52			4		Foreign Countries.....	886,570	798,015	626,731

FABRICS—BELTING OF ALL KINDS EXCEPT LEATHER OR RUBBER. (Dutiable.)

	\$	\$	\$	\$	\$	\$	\$	\$	\$
United Kingdom.....	286,877	156,028	139,830	251,672	191,463	RECAPITULATION.			
Belgium.....		143	852			British Empire.....	286,877	139,830	191,463
Denmark.....		451				Foreign Countries.....	191,511	109,814	235,938
France.....	6,406	2,177	602	119	233,938				
Germany.....	183,043	89,113	108,360	219,947					
United States.....				471,738	125,101				
Total.....	478,388	247,912	249,644						

FABRICS—ROBINNET (WHITE COTTON) PLAIN, IN THE WEB. (Dutiable.)

	Yd.	Yd.	Yd.	Yd.	Yd.	\$	\$	\$	\$
United Kingdom.....	639,389	330,150	310,083	308,362	113,063	United Kingdom.....	66,500	39,057	23,371
France.....	7,596	675			272	France.....	1,015	231	124
United States.....	3,961	1,762	602	3,321	8,880	United States.....	575	226	2,385
Total.....	650,946	332,527	310,685	311,683	122,215	Total.....	68,090	39,534	25,880
RECAPITULATION.									
British Empire.....	639,389	330,150	310,083	308,362	113,063	RECAPITULATION.	66,500	39,057	23,371
Foreign Countries.....	11,557	2,437	602	3,321	9,152	British Empire.....	1,390	477	2,361
						Foreign Countries.....		188	361

FABRICS—BOOKBINDERS CLOTH. (Free.)

	\$	\$	\$	\$	\$	\$	\$	\$	\$
United Kingdom.....	61,166	71,031	49,013	83,420	61,728	RECAPITULATION.			
Austria-Hungary.....	595	321				British Empire.....	61,166	49,013	61,728
Germany.....	2,925	1,443				Foreign Countries.....	42,604	42,635	98,008
United States.....	39,084	29,540	42,535	88,628	98,008				
Total.....	103,770	102,335	91,548	172,048	159,736				

No. 19—Imports for Consumption, by Articles and Countries, during Fiscal Years ended March 31, 1914-1918—*Con.*

Imported from—	1914	1915	1916	1917	1918	Imported from—	1914	1915	1916	1917	1918
----------------	------	------	------	------	------	----------------	------	------	------	------	------

TEXTILES—Continued.											
COTTON—Continued.											
FABRICS—DUCK, COTTON OR LINEN, SEAMLESS, IN CIRCULAR FORM, FOR THE MANUFACTURE OF HOSE PIPE. (Free.)											
	\$	\$	\$	\$	\$		\$	\$	\$	\$	\$
United Kingdom.....		2,790	2,483		125	RECAPITULATION.					
United States.....	78,782	71,635	57,244	90,017	75,470	British Empire.....		2,700	2,483		125
Total.....	78,782	74,425	59,727	90,017	75,595	Foreign Countries.....	78,782	71,635	57,244	90,017	75,470

FABRICS—DUCK, GREY OR WHITE, N.O.P., WEIGHING OVER 8 OZ. PER SQUARE YARD. (Dutiable.)											
	Yd.	Yd.	Yd.	Yd.	Yd.		Yd.	Yd.	Yd.	Yd.	\$
United Kingdom.....	1,565,322	838,211	236,341	703,531	684,265	United Kingdom.....		333,047	188,459	48,416	\$
Hong Kong.....			60			Hong Kong.....			12	11	
Newfoundland.....						Newfoundland.....			1,274		
Austria-Hungary.....		2,817				Austria-Hungary.....			212		
Belgium.....		696				Belgium.....		117			
France.....	256				516	France.....		278			237
Germany.....	884					Germany.....			83		
Norway.....			550			Norway.....			490,299		
United States.....	1,988,683	1,158,956	1,338,737	2,521,452	2,408,722	United States.....		576,444	300,473	1,118,031	1,951,677
Total.....	3,555,145	2,000,791	1,595,708	3,224,983	3,183,503	Total.....		900,886	580,430	1,324,390	2,306,399

FABRICS—GREY, UNBLEACHED. (Dutiable.)											
	Yd.	Yd.	Yd.	Yd.	Yd.		Yd.	Yd.	Yd.	Yd.	\$
United Kingdom.....	23,907,033	7,422,952	5,065,452	4,704,722	8,377,260	United Kingdom.....		1,250,754	465,620	290,896	\$
Austria-Hungary.....	109					Austria-Hungary.....		27			643,521
Belgium.....	1,100	3,505				Belgium.....		155	1,280		
France.....	507					France.....		212			
Germany.....	6,710	3,222				Germany.....		1,223	441		
Italy.....					368	Italy.....					168
Japan.....					4,410	Japan.....					236
Netherlands.....	1,377					Netherlands.....		182			



## SESSIONAL PAPER No. 106

Switzerland.....	30	1,812,757	4,348,222	8,070,800	7,865,778	Switzerland.....	4	116,721	316,431	738,569	1,041,172
United States.....						United States.....		201,945			
Total.....		26,942,693	9,413,674	12,840,300	16,243,038	Total.....		584,219	607,327	1,075,197	1,684,693
RECAPITULATION.						RECAPITULATION.					
British Empire.....		23,907,033	5,065,452	4,704,732	8,377,260	British Empire.....		465,620	200,896	336,224	643,521
Foreign Countries.....		3,035,660	4,348,222	8,075,578	7,865,778	Foreign Countries.....		118,599	316,431	738,973	1,041,172
United Kingdom.....		Y.d. 1,880,389	Y.d. 1,014,699	Y.d. 419,171	Y.d. 172,635	United Kingdom.....		\$ 193,580	\$ 124,117	\$ 61,335	\$ 34,223
France.....		4,151	1,771	717		France.....		2,265	1,336	347	
Germany.....		151	240			Germany.....		689	196		
United States.....		438,957	498,522	735,666	264,696	United States.....		28,479	52,565	84,713	62,836
Total.....		2,323,048	1,515,232	1,155,584	437,331	Total.....		223,399	178,214	146,395	97,049
RECAPITULATION.						RECAPITULATION.					
British Empire.....		1,880,389	1,014,699	419,171	172,635	British Empire.....		193,580	124,117	61,335	34,223
Foreign Countries.....		443,259	500,533	736,413	264,696	Foreign Countries.....		29,819	54,097	85,060	62,836
United Kingdom.....		Y.d. 53,514,578	Y.d. 30,075,361	Y.d. 35,420,078	Y.d. 27,440,189	United Kingdom.....		\$ 4,749,667	\$ 3,165,693	\$ 4,870,393	\$ 4,839,833
British East Indies—						British East Indies—					
India.....						India.....					
Strait Settlements.....		163				Strait Settlements.....		100			
Other.....		933	137	605	606	Other.....		91	11	56	215
Hong Kong.....		7,310				Hong Kong.....		905			
Austria-Hungary.....		48,890	162			Austria-Hungary.....		5,265	158		
Belgium.....		124				Belgium.....					
China.....		20				China.....					
Egypt and Sudan.....		359,647	42,895	26,137	38,895	Egypt and Sudan.....		2	10,260	4,169	7,265
France.....		511,281	1,406			France.....		90,886	47,424	489	
Germany.....		2,323	52,337	138,803	78,987	Germany.....		2,754	13,817	56,243	37,191
Italy.....		132,680	98,571	170,972	221,805	Italy.....		10,685	8,528	16,158	34,723
Japan.....		6,189	1,835	1,207		Japan.....		888	809	428	
Netherlands.....		2,400				Netherlands.....		317			
Russia.....		19,556	14,189	2,138	1,892	Russia.....		5,312	2,582	496	888
Switzerland.....		150				Switzerland.....		27			
Turkey.....		14,496,992	32,224,686	50,227,519	33,704,550	Turkey.....		1,580,386	3,180,101	6,259,186	5,880,954
United States.....						United States.....					
Total.....		69,103,236	62,511,579	85,937,459	63,488,984	Total.....		5,299,899	6,391,448	11,207,129	10,801,069
RECAPITULATION.						RECAPITULATION.					
British Empire.....		53,515,674	30,075,498	35,420,683	27,440,855	British Empire.....		4,749,874	3,165,704	4,870,449	4,840,048
Foreign Countries.....		15,587,562	32,436,081	50,566,776	36,046,129	Foreign Countries.....		1,830,191	3,225,744	6,336,680	5,961,021

No. 19—Imports for Consumption, by Articles and Countries, during Fiscal Years ended March 31, 1914-1918—*Con.*

Imported from—	1914	1915	1916	1917	1918	Imported from—	1914	1915	1916	1917	1918
<p>TEXTILES—Continued. COTTON—Continued.</p>											
<p>FABRICS—TOWELLING IN THE WEB. (Dutiable.)</p>											
United Kingdom.....	Yd.	Yd.	Yd.	Yd.	Yd.	United Kingdom.....	\$	\$	\$	\$	\$
Austria-Hungary.....	2,995,678	3,156,244	4,100,437	5,857,432	2,826,665	Austria-Hungary.....	225,588	219,177	274,157	461,717	251,518
China.....	.....	665	150	.....	.....	China.....	.....	58	10	.....	.....
Germany.....	5,158	.....	34,658	2,345	4,463	Germany.....	377	.....	2,854	143	199
Japan.....	80	4,191	.....	.....	.....	Japan.....	10	191	.....	.....	.....
Netherlands.....	92	.....	.....	.....	.....	Netherlands.....	11	.....	.....	.....	.....
Russia.....	1,195	96	.....	.....	.....	Russia.....	96	9	.....	.....	.....
United States.....	22,088	24,549	388,021	530,567	350,965	United States.....	1,874	3,002	26,292	39,550	32,036
Total.....	3,024,201	3,185,745	4,523,266	6,390,374	3,182,003	Total.....	227,956	222,437	303,313	501,410	283,753
<p>RECAPITULATION.</p>											
British Empire.....	2,995,678	3,156,244	4,100,437	5,857,432	2,826,665	British Empire.....	225,588	219,177	274,157	461,717	251,518
Foreign Countries.....	28,613	29,501	422,829	532,942	355,428	Foreign Countries.....	2,368	3,360	29,156	39,693	32,235
<p>FABRICS—UNCOLOURED, BLEACHED, VIZ., SCURMS AND WINDOW SHIRMS, CAMBRIC CLOTHS, MUSLIN APRON CHECKS, BRILLIANTS, CORDS, PIQUES, DIAPERS, LENOS; SWISS JACONET AND CAMBRIC MUSLINS, AND PLAIN, STRIPED OR CHECKED LAWNS. (Dutiable.)</p>											
United Kingdom.....	Yd.	Yd.	Yd.	Yd.	Yd.	United Kingdom.....	\$	\$	\$	\$	\$
Belgium.....	828,199	747,790	570,732	328,050	1,550,906	Belgium.....	39,432	22,506	17,783	11,848	56,921
France.....	2,006	.....	.....	.....	.....	France.....	273	.....	.....	.....	.....
Japan.....	1,500	150	.....	.....	.....	Japan.....	263	31	.....	.....	.....
Netherlands.....	329	.....	155	162	.....	Netherlands.....	37	.....	.....	.....	.....
Switzerland.....	2,317	329	.....	.....	.....	Switzerland.....	232	84	24	41	.....
United States.....	179,551	118,823	65,187	243,848	29,676	United States.....	9,536	5,632	3,962	11,026	3,187
Total.....	1,016,473	867,083	636,074	572,060	1,580,582	Total.....	49,772	28,553	21,769	28,915	60,108
<p>RECAPITULATION.</p>											
British Empire.....	828,199	747,790	570,732	328,050	1,550,906	British Empire.....	39,432	22,506	17,783	11,848	56,921
Foreign Countries.....	188,274	119,293	65,342	244,010	29,676	Foreign Countries.....	10,340	5,747	3,986	14,067	3,187

## SESSIONAL PAPER No. 10b

## FABRICS—VELVETS, VELVETEENS, AND PLUSH, N.O.F. (Dutiable.)

	Yd.	Yd.	Yd.	Yd.	Yd.	\$	\$	\$	\$
United Kingdom.....	3,030,588	3,007,734	3,480,896	5,899,046	3,770,738	United Kingdom.....	794,413	1,040,858	2,225,505
Austria-Hungary.....	874	1,429	700	332,454	276,081	Austria-Hungary.....	331	314	166,764
Belgium.....	10,020	5,500	309,789	63	7,189	Belgium.....	2,881	149,999	26
France.....	278,210	247,570	1,115	303	702	France.....	110,489	334	84
Germany.....	92,626	68,749	1,103	4,137	353,888	Germany.....	28,053	260	513,344
Italy.....	240	45	303	583,929	4,438,898	Italy.....	22	487	2,907,701
Japan.....	5,763	1,494	731	6,819,629	3,770,738	Japan.....	605	1,040,858	2,225,505
Switzerland.....	177,663	142,133	369,352	920,583	668,160	Switzerland.....	42,761	360,367	682,406
United States.....						United States.....			
Total.....	3,595,984	3,474,654	4,162,886	18,730,456	17,215,148	Total.....	979,963	1,401,225	3,998,444
RECAPITULATION.									
British Empire.....	3,030,588	3,007,734	3,480,896	5,899,046	3,770,738	British Empire.....	794,413	1,040,858	2,225,505
Foreign Countries.....	565,396	466,920	681,990	920,583	668,160	Foreign Countries.....	185,550	360,367	682,406

## FABRICS—WHITE OR BLEACHED. (Dutiable.)

	Yd.	Yd.	Yd.	Yd.	Yd.		Yd.	Yd.	Yd.	Yd.	\$	\$
United Kingdom.....	31,194,200	23,961,673	18,763,014	18,730,456	17,215,148	United Kingdom.....	1,913,199	1,475,962	1,837,358	1,913,199	1,837,358	1,913,199
British East Indies—						British East Indies—						
India.....	40,597					India.....	34					
Straits Settlements.....						Straits Settlements.....	109					
Hong Kong.....		1,100		220	219	Hong Kong.....	61					
Austria-Hungary.....	447	1,500				Austria-Hungary.....	162					
Belgium.....	3,047	688				Belgium.....	112					
France.....	100,858	45,336	29,729	14,348	8,105	France.....	9,613	2,482	2,164	843	2,164	843
Germany.....	68,056	45,370				Germany.....	4,880					
Italy.....			20			Italy.....		8				
Japan.....	32,278	56,077	49,142	26,174	40,388	Japan.....	4,901	4,462	2,248	4,999	2,248	4,999
Netherlands.....	17,216	148	2,096	598		Netherlands.....	15	289	66	7,539	66	7,539
Switzerland.....	68,571	101,208	43,818	25,009	33,052	Switzerland.....	18,376	9,166	5,472	1,904,319	5,472	1,904,319
United States.....	8,406,231	7,471,140	11,999,083	23,134,986	15,206,891	United States.....	657,583	967,307	2,131,116	3,831,078	2,131,116	3,831,078
Total.....	39,930,501	31,684,330	30,886,907	41,931,791	32,504,003	Total.....	2,622,792	2,459,676	3,998,444	3,831,078	3,998,444	3,831,078
RECAPITULATION.												
British Empire.....	31,234,797	23,962,773	18,763,014	18,730,456	17,215,147	British Empire.....	1,927,089	1,475,962	1,837,378	1,913,342	1,837,378	1,913,342
Foreign Countries.....	8,695,704	7,721,557	12,123,893	23,201,115	15,288,856	Foreign Countries.....	695,642	983,714	2,161,066	1,917,736	2,161,066	1,917,736

No. 19—Imports for Consumption, by Articles and Countries, during Fiscal Years ended March 31, 1914-1918—*Con.*

Imported from—	1914	1915	1916	1917	1918	Imported from—	1914	1915	1916	1917	1918
TEXTILES—Continued.											
COTTON—Continued.											
HANDKERCHIEFS. (Dutiable.)											
United Kingdom.....	\$ 586,014	\$ 416,384	\$ 544,228	\$ 913,485	\$ 683,865	Portugal.....	\$ 129	\$ 51	\$ 425	\$ 489	\$ 2,307
British West Indies.....	113	3	87	113	25	Azores and Madeira.....	9	4	16	114	42
Hong Kong.....	286	286	286	9	9	Spain.....	39,430	46,866	52,589	65,633	83,065
Malta.....	6	30	84	94	3	Switzerland.....	392	3	21,004	60,918	70,772
Austria-Hungary.....	38	83	84	11,778	2,427	Turkey.....	6,111	11,049	625,902	1,059,240	826,650
Belgium.....	153	1,783	2,544	610	1,113	United States.....	586,127	416,673	544,315	913,607	663,890
China.....	9,021	1,783	2,544	5,875	3,055	Total.....	66,489	64,810	81,587	145,633	162,700
France.....	2,051	572	1,113	610	1,113	RECAPITULATION.					
Germany.....	9,140	2,607	4,836	5,875	3,055	British Empire.....					
Italy.....	113	1,753	4,836	5,875	3,055	Foreign Countries.....					
Japan.....	9,140	2,607	4,836	5,875	3,055						
Netherlands.....	1,753	1,753	4,836	5,875	3,055						
LACE—WHITE AND CREAM-COLOURED. (Dutiable.)											
United Kingdom.....	\$ 832,110	\$ 602,521	\$ 638,636	\$ 924,617	\$ 631,478	Japan.....	\$ 132	\$ 639	\$ 52	\$ 1,974	\$ 9,728
British East Indies—						Netherlands.....	1,175	391	928	6	6
India.....	74	2,361	192	110	4	Portugal.....	277	50,707	11,847	19	11
Straits Settlements.....	62	2,361	192	4	4	Switzerland.....	52,409	761	11,847	144,006	163,975
Other.....	62	2,361	192	4	4	Turkey.....	761	250	55,749	83,412	97,611
British Oceania—						United States.....	52,771	38,796	55,749	83,412	97,611
Australia.....	102	10	79	56		Total.....	1,144,225	818,419	830,973	1,200,639	962,301
Malta.....	10	10	79	56		RECAPITULATION.					
Austria-Hungary.....	2,737	230	419	6,065	8,377	British Empire.....	832,348	602,531	638,907	921,787	651,482
Belgium.....	10,445	2,361	1,313	43,035	30,064	Foreign Countries.....	311,877	155,888	192,066	278,852	310,822
China.....	821	364	18,061	43,035	30,064						
France.....	85,379	27,008	18,061	43,035	30,064						
Germany.....	105,721	33,756	174	395	1,116						
Italy.....	364	151	595	395	1,116						
LAMPWICK. (Dutiable.)											
United Kingdom.....	\$ 8,717	\$ 5,310	\$ 3,421	\$ 5,630	\$ 5,068	British Empire.....	\$ 8,717	\$ 5,310	\$ 3,421	\$ 5,630	\$ 5,068
Austria-Hungary.....	3	2	421	212		Foreign Countries.....	21,145	29,429	23,098	44,006	32,755
Belgium.....	370	220	421	212		RECAPITULATION.					
France.....	47	9	421	212		British Empire.....					
Germany.....	95	9	421	212		Foreign Countries.....					
Netherlands.....	20,630	20,198	23,277	43,854	32,755						
United States.....	29,862	25,739	27,119	49,696	37,823						
Total.....	29,862	25,739	27,119	49,696	37,823						



## RAW COTTON OR COTTON WOOL, NOT DYED. (Free.)

	Ib.	Ib.	Ib.	Ib.	Ib.	\$	\$	\$	\$	\$	\$
United Kingdom.....		1,016	1,073	46,346							
China.....			44,055	169,183				183		176	3,640
United States.....	76,993,026	73,031,437	96,022,778	87,547,882	88,012,230		9,752,437	6,533,448	4,020	92,899	3,925
Total.....	76,993,026	73,032,453	96,067,906	87,763,411	88,037,441		9,752,437	6,533,631	10,250,609	13,070,003	20,745,849
RECAPITULATION.											
British Empire.....	76,993,026	73,031,437	1,073	46,346							
Foreign Countries.....			96,066,833	87,717,065	88,037,141		9,752,437	6,533,448	10,254,719	13,092,902	20,719,774
Total.....									176	3,640	
RECAPITULATION.											
British Empire.....								183			
Foreign Countries.....							9,752,437	6,533,448			
Total.....							9,752,437	6,533,631	10,254,805	13,096,542	20,719,774

SHEETS, BED QUILTS, PILLOW CASES AND DAMASK IN THE PIECE, INCLUDING UNCOLOURED TABLE CLOTHS OR NAPKINS. (Datable.)

[illegible]

## Tape, dyed or coloured. (Dutiable.)

[illegible]

No. 19—Imports for Consumption, by Articles and Countries, during Fiscal Years ended March 31, 1914-1918—*Con.*

Imported from—	1914	1915	1916	1917	1918	Imported from—	1914	1915	1916	1917	1918
TEXTILES—Continued.											
COTTON—Continued.											
TAPE, NOT DYED OR COLOURED. (Dutiable.)											
United Kingdom.....	\$ 32,999	\$ 15,118	\$ 2,508	\$ 8,533	\$ 6,431	RECAPITULATION. British Empire..... Foreign Countries.....	\$	\$	\$	\$	\$
Austria-Hungary.....	143										
Belgium.....	21										
France.....	265										
Germany.....	447	947		32							
Sweden.....		122									
Switzerland.....	1,294										
United States.....	24,163	8,003	16,134	34,612	21,698		32,999	15,118	2,508	8,533	6,431
Total.....	59,333	24,190	18,642	42,997	27,529		26,334	9,072	16,134	34,644	21,098
TAFE, NOT OVER 1½ INCHES IN WIDTH (Dutiable.)											
United Kingdom.....	\$	\$ 12,602	\$ 51,307	\$ 66,074	\$ 53,399	RECAPITULATION. British Empire..... Foreign Countries.....	\$	\$	\$	\$	\$
France.....	142,729	131	182	57							
Germany.....	154	410									
Japan.....	3,954	16	27	172	260						
United States.....	1,965	6,679	48,429	129,551	120,265						
Total.....		19,838	99,945	195,854	173,924						
THREAD—CROCHET AND KNITTING (Dutiable.)											
United Kingdom.....	Lb.	Lb.	Lb.	Lb.	Lb.	RECAPITULATION. British Empire..... Foreign Countries.....	\$	\$	\$	\$	\$
Belgium.....	142,729	69,283	45,666	197,318	218,369						
France.....	154										
Germany.....	3,954	10,055	330	470	35						
Japan.....	1,965	736			223						
United States.....	88,332	85,319	101,250	166,331	149,111						
Total.....	297,134	165,393	147,846	364,119	367,733						
RECAPITULATION.											
British Empire.....	142,709	69,283	45,666	197,318	218,369	Foreign Countries.....	\$ 52,442	\$ 29,158	\$ 34,291	\$ 213,071	\$ 284,726
Foreign Countries.....	94,425	96,110	102,180	166,801	149,369		50	4,662	741	295	20
							1,352	503			
							30,738	33,994	40,225	76,514	89,628
							86,399	68,317	75,257	289,880	374,431
							52,442	29,158	34,291	213,071	284,726
							33,957	39,159	40,966	76,809	89,705

## SESSIONAL PAPER No. 106

THREAD—SEWING, IN HANKS (Dutiable.)

United Kingdom.....	Lb. 447,150	Lb. 352,960	Lb. 427,786	Lb. 735,927	Lb. 513,025	United Kingdom.....	\$ 243,586	\$ 183,508	\$ 213,361	\$ 467,918	\$ 502,350
France.....	1,421	325	145	145	145	France.....	374	163	163	48	48
Germany.....	1,646	133,382	237,177	253,536	307,486	Germany.....	773	64,815	111,122	166,071	266,446
United States.....	100,716	486,667	664,963	989,608	820,511	United States.....	50,902	248,486	324,483	634,037	768,796
Total.....	550,933					Total.....	295,635				
RECAPITULATION.											
British Empire.....	447,150	352,960	427,786	735,927	513,025	British Empire.....	243,586	183,508	213,361	467,918	502,350
Foreign Countries.....	103,783	133,707	237,177	253,681	307,486	Foreign Countries.....	52,049	64,978	111,122	166,119	266,446

THREAD—SEWING, ON SPOOLS (Dutiable.)

	\$	\$	\$	\$	\$	\$	\$	\$	\$	\$	\$
United Kingdom.....	144,829	115,509	209,815	291,248	238,323	United States.....	132,629	96,005	137,301	281,236	233,731
Hong Kong.....	3		8		11	Total.....	310,806	216,002	340,777	575,688	493,115
Austria-Hungary.....	5,190	2,005				RECAPITULATION					
Belgium.....	2,951	1,252	2,652	3,109	1,002	British Empire.....	144,829	115,509	209,823	291,248	233,731
France.....	2,077	1,161	1	95	45	Foreign Countries.....	165,777	100,493	139,954	284,440	254,781
Germany.....	11	59									
Japan.....	7										
Switzerland.....											

THREAD, N. O. P. (Dutiable.)

	Lb.	Lb.	Lb.	Lb.	Lb.	Lb.	\$	\$	\$	\$	\$
United Kingdom.....	102,115	102,879	33,029	69,728	17,331	United Kingdom.....	68,194	72,001	22,215	45,685	14,193
Hong Kong.....	13	10			25	Hong Kong.....	3	2			9
Belgium.....	279	4,147	4,617	1,280	318	Belgium.....	77	1,326	2,240	787	134
France.....	1,707	13,485				France.....	404	9,337			
Germany.....	49,619					Germany.....	25,248				
Japan.....	8			173	40	Japan.....	2			86	21
Switzerland.....	762	842				Switzerland.....	555	615			
United States.....	83,918	95,606	97,982	126,946	95,718	United States.....	57,204	53,961	50,572	83,899	74,287
Total.....	238,421	216,969	135,638	198,127	113,462	Total.....	151,777	137,242	75,027	130,457	88,644
RECAPITULATION.											
British Empire.....	102,128	102,889	33,039	69,728	17,356	British Empire.....	68,197	72,003	22,215	45,685	14,202
Foreign Countries.....	136,293	114,080	102,599	128,399	96,106	Foreign Countries.....	83,580	65,239	52,812	84,772	74,442

No. 19—Imports for Consumption, by Articles and Countries, during Fiscal Years ended March 31, 1914-1918—*Con.*

Imported from—	1914	1915	1916	1917	1918	Imported from—	1914	1915	1916	1917	1918
TEXTILES—Continued.											
COTTON—Continued.											
TOWELS (Dutiable.)											
United Kingdom.....	\$ 417,090	\$ 327,072	\$ 257,697	\$ 357,344	\$ 251,365	Portugal.....	\$ 104	\$ 18	\$ 653	\$ 16	\$ 99
British East Indies—						Azores and Madeira.....				32	74
India.....		9				Spain.....		24		300	7
Hong Kong.....	14	66			2	Switzerland.....	437		37		
Austria-Hungary.....	170					United States.....	21,344	29,837	139,047	324,075	148,416
Belgium.....	499					Total.....	448,587	359,054	398,872	711,639	439,348
China.....		4		4		RECAPITULATION.					
France.....	1,020	66				British Empire.....	417,090	327,095	257,697	357,344	294,367
Germany.....	7,558	1,668			217	Foreign Countries.....	31,388	31,359	141,175	354,295	181,981
Italy.....		276	1,438		33,163						
Japan.....	356			29,868							
WAPES (Dutiable.)											
United Kingdom.....	\$ 4,762	\$ 793	\$ 456	\$ 471	\$ 10,251	RECAPITULATION.	\$	\$	\$	\$	\$
Germany.....	31					British Empire.....	4,762	793	456		
United States.....	5,954	3,475	3,214	4,791	10,251	Foreign Countries.....	5,985	3,475	3,214	4,791	10,251
Total.....	10,747	4,268	3,670	4,791	10,251						
YARN—KNITTING, HOSIERY OR OTHER COTTON YARN, DYED OR NOT. (Dutiable.)											
United Kingdom.....	Lb. 631,355	Lb. 262,593	Lb. 154,717	Lb. 411,078	Lb. 393,020	United Kingdom.....	\$ 133,882	\$ 68,368	\$ 47,659	\$ 153,470	\$ 248,792
France.....	7,417	30,925	8,415	2,870	410	France.....	4,051	14,312	4,200	1,649	261
Germany.....	2,408	1,307				Germany.....	1,553	746			
Japan.....					18	Japan.....					13
Switzerland.....	1,884	3,778	33			Switzerland.....	974	4,349	38		
United States.....	465,061	553,137	961,834	1,709,536	1,157,973	United States.....	112,381	112,686	267,222	579,096	710,361
Total.....	1,108,125	851,740	1,124,999	2,123,481	1,851,421	Total.....	252,844	200,461	319,119	734,215	959,430
RECAPITULATION.						RECAPITULATION.					
British Empire.....	Lb. 631,355	Lb. 262,593	Lb. 154,717	Lb. 411,078	Lb. 393,020	British Empire.....	\$ 133,882	\$ 68,368	\$ 47,659	\$ 153,470	\$ 248,792
Foreign Countries.....	476,770	589,147	970,282	1,712,406	1,458,401	Foreign Countries.....	118,962	132,093	271,460	580,745	710,638





No. 19—Imports for Consumption, by Articles and Countries, during Fiscal Years ended March 31, 1914-1918—*Con.*

Imported from—	1914	1915	1916	1917	1918	Imported from—	1914	1915	1916	1917	1918
TEXTILES—Continued.											
TOTAL COTTON. (Dutiable and Free.)											
United Kingdom.....	\$ 17,465,554	\$ 12,572,657	\$ 10,725,550	\$ 17,050,396	\$ 16,391,457	Germany.....	\$ 896,428	\$ 293,756	\$ 2,424	\$ 331	\$ 47,256
British East Indies—						Italy.....	3,172	4,664	16,154	62,111	322,154
India.....	6,079	9	252	194	31	Japan.....	83,328	72,199	77,479	169,036	663
Straits Settlements.....					53	Netherlands.....	4,883	6,480	4,034		
Other.....	162			4		Norway.....	182		111		
British Oceania—						Portugal.....	5,196	5,635	8,182	22,189	27,993
Australia.....	206	44	79	34		Russia.....	4,700	1,023	1,028	5,046	4,882
British West Indies.....						Azores and Madeira.....	1,296	766			
Egypt and Sudan.....	3,195	1,699	66	5		Russia.....	24		2,369	870	412
Hong Kong.....	102	38	618	1,531	4,598	Spain.....	124		757,200	835,268	672,261
Malta.....				65		Switzerland.....	301				
Newfoundland.....		12		41		Turkey.....	1,638		20,607,706	32,663,289	41,162,900
Argentina Republic.....	1,952	18,362	102			United States.....	17,596,284	13,487,310	20,607,706		4
Austria-Hungary.....	47,654	25,486	1,084			Hawaii.....					
Belgium.....	66,740	1,484	5,796	30,549	12,818	Total.....	37,001,310	27,398,613	32,469,698	51,138,939	58,922,808
China.....	3,182		852			RECAPITULATION.					
Denmark.....	7					British Empire.....	17,475,298	12,574,459	10,724,565	17,052,270	16,396,139
Egypt and Sudan.....	573,821	314,149	260,610	297,317	275,980	Foreign Countries.....	20,126,012	14,824,154	21,745,133	34,086,669	42,526,669
France.....		150	2								
French Africa.....											
St. Pierre and Miquelon.....											
GRAPES, BLACK MOURNING. (Dutiable.)											
United Kingdom.....	\$ 8,803	\$ 7,435	\$ 9,668	\$ 7,656	\$ 5,130	RECAPITULATION.					
China.....	3					British Empire.....	8,803	7,435	9,668	7,666	5,130
France.....	2,331	601	1,285	865	1,656	Foreign Countries.....	2,809	999	1,852	1,378	1,920
Japan.....		73	567	513	294						
United States.....	475	325									
Total.....	11,612	8,434	11,520	9,014	7,059						
CURTAINS AND SILKS, WHEN MADE UP, TRIMMED OR UNTRIMMED. (Dutiable.)											
United Kingdom.....	\$ 429,441	\$ 283,067	\$ 219,535	\$ 263,086	\$ 202,831	Japan.....	\$ 229	\$ 29	\$ 359	\$ 3,357	\$ 6,114
British East Indies—						Netherlands.....		56			
India.....	20					Portugal.....					30
Hong Kong.....	17				7	Switzerland.....	29,534	19,642	11,472	13,458	5,756

## SESSIONAL PAPER No. 10b

[illegible]

EMBROIDERIES, N.O.P. (Dutiable.)

[illegible]

FELT, ADHESIVE, FOR SHEATHING VESSELS. (Free.)

	\$	\$	\$	\$	\$	\$	\$	\$	\$	\$
United Kingdom.....	2,232	1,409	.....	43	.....	.....	.....	.....	.....	281
United States.....	.....	.....	40	.....	.....	.....	.....	.....	.....	675
Total.....	2,232	1,409	40	43	.....	.....	.....	.....	.....	956
<b>RECAPITULATION.</b>										
British Empire.....	2,232	1,409	.....	.....	.....	.....	.....	.....	.....	281
Foreign Countries.....	.....	.....	40	43	.....	.....	.....	.....	.....	675

FLAX, HEMP AND JUTE.

## BAGS OR SACKS OF HEMP, LINEN OR JUTE. (Dutiable.)

[illegible]

No. 19—Imports for Consumption, by Articles and Countries, during Fiscal Years ended March 31, 1914-1918—*Con.*

Imported from—	1914	1915	1916	1917	1918	Imported from—	1914	1915	1916	1917	1918
----------------	------	------	------	------	------	----------------	------	------	------	------	------

TEXTILES—Continued.											
FLAX, HEMP AND JUTE—Continued.											
CARPETING, RUGS, MATTING, AND MATS OF HEMP OR JUTE. (Dutiable.)											
United Kingdom.....	\$ 40,835	\$ 32,797	\$ 17,212	\$ 22,121	\$ 36,045	Netherlands.....	\$ 710	\$ 10	\$	\$	\$
British East Indies—						Spain.....	9,423	3,405	5,361	19,009	18,658
India.....					15	United States.....					
Hong Kong.....		30	15	10		Total.....	63,392	40,903	29,056	53,551	61,459
Austria-Hungary.....	2,060	1,176				RECAPITULATION.					
Belgium.....	647	198		52		British Empire.....	49,836	32,827	17,227	22,131	36,000
China.....	2,669	80				Foreign Countries.....	22,556	8,136	11,829	31,420	25,459
France.....	2,691	545									
Germany.....	6,452	3,090	6,380	12,359	7,371						
Japan.....											

CARPET LININGS AND STAIR PADS. (Dutiable.)											
United Kingdom.....	\$ 467	\$ 552	\$ 71	\$ 49	\$		\$	\$	\$	\$	\$
United States.....	2,425	1,736	1,324	1,380	906	RECAPITULATION.					
Total.....	2,892	2,288	1,395	1,429	906	British Empire.....	467	552	71	49	
						Foreign Countries.....	2,425	1,736	1,324	1,380	906

CLOTHING—BLOUSES AND SHIRTWAISTS OF LINEN. (Dutiable.)											
United Kingdom.....	\$ 21	\$ 172	\$	\$	\$ 18		\$	\$	\$	\$	\$
France.....					15						
United States.....	1,230	259	128	78	140	RECAPITULATION.					
Total.....	1,251	431	128	78	173	British Empire.....	21	172			18
						Foreign Countries.....	1,230	259		78	155

CLOTHING—SHIRTS OF LINEN. (Dutiable.)											
United Kingdom.....	Dozen. 34	Dozen. 48	Dozen. 19	Dozen. 87	Dozen. 27		\$ 400	\$ 655	\$ 211	\$ 905	\$ 825
France.....						United Kingdom.....					
United States.....	115	10	1	2	1	France.....	1,150	173	39	21	75
Total.....	149	58	20	89	28	United States.....					
RECAPITULATION.						Total.....	1,550	828	250	929	900
British Empire.....	34	48	19	87	27	RECAPITULATION.					
Foreign Countries.....	115	10	1	2	1	British Empire.....	400	655	211	905	825
						Foreign Countries.....	1,150	173	39	21	75



DAMASK OF LINEN, UNCOLOURED, IN THE PIECE, STAIR LINEN, DIAPER, DOYLIES, TRAY CLOTHS, UNCOLOURED, TABLE CLOTHS OR NAPKINS OF LINEN, QUILTS, COUNTERPANES, PILLOW CASES OF LINEN, AND SHEETS, (Durable.)

EMBROIDERIES AND LACE OF LINEN, WHITE OR ('REAM-COLOURED, (Dufiable.)

	\$	\$	\$	\$	l \$	\$	\$	\$	\$	\$	\$	\$
United Kingdom.....	2,620	1,818	2,690	4,777	2,415							
China.....				26								410
France.....	823		14	809	142							
Germany.....	15	61										
Spain.....					19							
Netherlands.....	709		709									
Switzerland.....	404		87	21								
United States.....								1,593	448	122	258	
Total.....								5,515	2,327	3,622	5,891	2,986
RECAPITULATION.												
British Empire.....								2,620	1,818	2,690	4,777	2,415
Foreign Countries.....								2,895	509	2,332	1,114	571

No. 19—Imports for Consumption, by Articles and Countries, during Fiscal Years ended March 31, 1914-1918—*Con.*

Imported from—	1911	1915	1916	1917	1918	Imported from—	1914	1915	1916	1917	1918
<b>TEXTILES—Continued.</b>											
<b>FLAX, HEMP AND JUTE—Continued.</b>											
<b>FABRICS—BROWN OR BLEACHED. (Dutiable.)</b>											
United Kingdom.....	Yd.	Yd.	Yd.	Yd.	Yd.	United Kingdom.....	\$	\$	\$	\$	\$
Newfoundland.....	859,806	857,203	550,391	561,326	364,278	Newfoundland.....	114,380	115,214	106,272	134,556	92,133
Belgium.....	47,672	71	5			Belgium.....	6,275	107	1		
France.....	16,881	10	549	150		France.....	2,954	8	65	30	
Germany.....	16,810	1,225				Germany.....	2,965	534			
Japan.....	139					Japan.....	23				
United States.....	40,645	20,554	11,462	20,963	137,715	United States.....	4,176	2,249	1,902	2,794	15,453
Total.....	965,953	879,763	562,407	582,439	501,993	Total.....	128,073	118,112	108,240	137,380	107,586
<b>RECAPITULATION.</b>											
British Empire.....	859,806	857,203	550,396	561,326	364,278	British Empire.....	114,380	115,214	106,273	134,556	92,133
Foreign Countries.....	106,147	22,560	12,011	21,113	137,715	Foreign Countries.....	13,693	2,898	1,967	2,824	15,453
<b>FABRICS—CANVAS FOR SHIPS' SAILS. (Dutiable.)</b>											
United Kingdom.....	\$	\$	\$	\$	\$	United Kingdom.....	\$	\$	\$	\$	\$
Newfoundland.....	19,722	5,561	1,061	3,208	188	Newfoundland.....	19,722	5,561	1,067	3,208	188
Germany.....	653		6			Germany.....	1,504	1,066		1,660	478
United States.....	911	1,066		1,660	478	United States.....					
Total.....	21,286	6,627	1,067	4,868	666	Total.....					
<b>FABRICS—JUTE CANVAS, UNCOLOURED. (Free.)</b>											
United Kingdom.....	Yd.	Yd.	Yd.	Yd.	Yd.	United Kingdom.....	\$	\$	\$	\$	\$
British East Indies—	14,992,779					British East Indies—	1,288,284				
India.....	13,436,281					India.....	736,685				
Belgium.....	71,529					Belgium.....	8,669				
France.....	37,240					France.....	4,283				

## SESSIONAL PAPER No. 106

Germany.....	89,700	.....	.....	.....	.....	5,216	.....	.....	.....
Italy.....	10,160	.....	.....	.....	.....	722	.....	.....	.....
United States.....	882,728	.....	.....	.....	.....	48,844	.....	.....	.....
Total.....	29,510,507	.....	.....	.....	.....	2,092,703	.....	.....	.....
RECAPITULATION.									
British Empire.....	28,419,060	.....	.....	.....	.....	2,024,969	.....	.....	.....
Foreign Countries.....	1,091,447	.....	.....	.....	.....	67,734	.....	.....	.....

FABRICS—JUTE CLOTH AS TAKEN FROM THE LOOM, NOT COLOURED, CHOPPED, PRESSED, MANGLED, CALENDERED, NOR IN ANY WAY FINISHED. (Free.)

United Kingdom.....	Yd.	Yd.	Yd.	Yd.	Yd.	\$	\$	\$	\$
British East Indies—	9,806,972	.....	.....	.....	.....	718,798	.....	.....	.....
India.....	4,052,988	.....	.....	.....	.....	1,859,793	.....	.....	.....
Germany.....	4,783	.....	.....	.....	.....	352	.....	.....	.....
Italy.....	43,718	.....	.....	.....	.....	3,117	.....	.....	.....
United States.....	2,789,784	.....	.....	.....	.....	164,433	.....	.....	.....
Total.....	46,697,347	.....	.....	.....	.....	2,746,493	.....	.....	.....
RECAPITULATION.									
British Empire.....	43,859,060	.....	.....	.....	.....	2,578,501	.....	.....	.....
Foreign Countries.....	2,838,287	.....	.....	.....	.....	167,992	.....	.....	.....

FABRICS—JUTE CLOTH OR JUTE CANVAS AS TAKEN FROM THE LOOM, NOT COLOURED, CHOPPED, MANGLED, PRESSED, CALENDERED, NOR FINISHED IN ANY WAY. (Free.)

United Kingdom.....	Yd.	Yd.	Yd.	Yd.	Yd.	Yd.	\$	\$	\$
British East Indies—	7,368,698	.....	.....	.....	.....	.....	610,440	228,507	489,212
India.....	14,639,560	.....	.....	.....	.....	.....	724,116	88,159	85,638
Germany.....	1,782	.....	.....	.....	.....	.....	115	.....	67,941
United States.....	1,825,421	.....	.....	.....	.....	.....	96,365	114,000	29,533
Total.....	23,835,461	.....	.....	.....	.....	.....	1,431,036	430,756	604,383
RECAPITULATION.									
British Empire.....	22,008,258	.....	.....	.....	.....	.....	1,334,556	316,756	574,850
Foreign Countries.....	1,827,203	.....	.....	.....	.....	.....	96,480	114,000	29,533

No. 19—Imports for Consumption, by Articles and Countries, during Fiscal Years ended March 31, 1914-1918—*Con.*

Imported from—	1914	1915	1916	1917	1918	Imported from—	1914	1915	1916	1917	1918
<p style="text-align: center;"><b>TEXTILES—Continued.</b>  <b>FLAX HEMP AND JUTE—Continued.</b></p>											
<p style="text-align: center;">FABRICS—JUTE CLOTH, UNCOLOURED, NOT FURTHER FINISHED THAN CROPPED, BLEACHED, MANGLED, OR CALENDERED. (Dutiable.)</p>											
	Yd.	Yd.	Yd.	Yd.	Yd.		\$	\$	\$	\$	\$
United Kingdom.....	85,487					United Kingdom.....	6,212				
Germany.....	1,894					Germany.....	894				
United States.....	59,017					United States.....	4,754				
Total.....	146,398					Total.....	11,790				
<p style="text-align: center;">RECAPITULATION.</p>											
British Empire.....	85,487					British Empire.....	6,212				
Foreign Countries.....	60,911					Foreign Countries.....	5,578				
<p style="text-align: center;">FABRICS—JUTE CLOTH OR JUTE CANVAS, UNCOLOURED, NOT FURTHER FINISHED THAN CROPPED, BLEACHED, MANGLED OR CALENDERED. (Dutiable.)</p>											
	Yd.	Yd.	Yd.	Yd.	Yd.		\$	\$	\$	\$	\$
United Kingdom.....		8,335,282	7,299,360	8,651,613	11,171,671	United Kingdom.....		515,291	855,283		1,703,233
British East Indies—						British East Indies—					
India.....		19,297,371	42,912,591	53,110,505	59,516,809	India.....		662,511	2,255,219		3,894,042
Hong Kong.....					2,000	Hong Kong.....				96	100
Belgium.....		15,293				Belgium.....		2,125			
Germany.....		228				Germany.....		121			
Japan.....				27		Japan.....				3	
United States.....		8,372,100	14,187,865	5,111,956	9,894,352	United States.....		450,746	993,242	415,626	1,185,068
Total.....		36,023,274	64,399,816	71,877,931	80,494,832	Total.....		1,630,794	4,103,744	5,270,354	6,782,443
<p style="text-align: center;">RECAPITULATION.</p>											
British Empire.....		27,635,653	50,211,951	63,702,918	70,690,480	British Empire.....		1,177,802	3,110,502	4,851,735	5,591,375
Foreign Countries.....		8,387,621	14,187,865	5,115,013	9,804,352	Foreign Countries.....		452,992	993,242	415,629	1,185,068
<p style="text-align: center;">FABRICS—PRINTED, DYED OR COLOURED, OF FLAX, N.O.F. (Dutiable.)</p>											
	Yd.	Yd.	Yd.	Yd.	Yd.		\$	\$	\$	\$	\$
United Kingdom.....	283,351		114,499	97,868	35,928	United Kingdom.....	39,765	45,801	14,594	14,727	10,329
Belgium.....		308,189				Belgium.....		753			
France.....	780	2,231		108		France.....	213	38		135	



## SESSIONAL PAPER No. 10b

Germany.....	1,198	293					284	103		
Switzerland.....	23	31,584	22,070	6,769	23,866		2,654	3,262	3,791	4,021
United States.....	10,220									
Total.....	301,549	342,450	136,569	104,745	59,794		42,916	49,966	18,385	14,350
RECAPITULATION.										
British Empire.....	283,351	308,189	114,449	97,868	55,928		39,765	45,801	14,594	10,329
Foreign Countries.....	18,198	34,261	22,070	6,777	23,866		3,151	4,165	3,791	4,021

FABRICS—TAILORS' HOLLANDS OF LINEN AND TOWELLING IN THE WEB. (Dutiable.)

United Kingdom.....	2,403,833	3,037,858	2,379,837	1,867,492	891,820		200,227	225,463	215,422	203,914	118,033
Belgium.....	4,259	420					559	84			
France.....	1,400	732					58				
Germany.....	1,480		36				181	136			
Japan.....									4		
Russia.....	2,248						192				
United States.....	4,313	30,059	90,607	78,951	102,719		494	2,815	6,348	7,904	14,735
Total.....	2,416,513	3,069,069	2,470,480	1,946,443	994,539		201,711	228,498	221,774	211,818	132,768
RECAPITULATION.											
British Empire.....	2,403,833	3,037,858	2,379,837	1,867,492	891,820		200,227	225,463	215,422	203,914	118,033
Foreign Countries.....	12,680	31,211	90,643	78,951	102,719		1,484	3,035	6,352	7,904	14,735

FABRICS—UNBLEACHED, OF FLAX. (Dutiable.)

United Kingdom.....	4,023,444	3,157,742	2,549,214	3,100,277	2,156,314		394,536	292,304	285,539	457,761	387,404
Belgium.....	5,646	48					1,758	7			
China.....				30						10	
France.....	3,300	387					289	75			
Germany.....	7,098	6,619					1,666	899			
Netherlands.....	180						20				
United States.....	229,171	535,216	265,551	265,857	81,950		25,529	37,771	19,705	22,197	11,034
Total.....	4,268,859	3,700,012	2,814,765	3,366,164	2,238,264		420,798	331,056	305,244	479,968	398,498
RECAPITULATION.											
British Empire.....	4,023,444	3,157,742	2,549,214	3,100,277	2,156,314		394,536	292,304	285,539	457,761	387,404
Foreign Countries.....	245,395	542,270	265,551	265,887	81,950		29,262	38,752	19,705	22,207	11,034



## SESSIONAL PAPER No. 10b

Italy.....	1,170	256	416	330	338	7,643	1,565	4,318	4,674	6,703
Japan.....	2,031		150			13,965		2,646		
Mexico.....	546	704				3,435	6,159			
Russia.....	42,498	46,460	38,332	10,480	6,708	351,336	259,826	292,051	106,928	111,034
United States.....		600	1,363				3,878	11,268		
Philippine Islands.....										
Total.....	55,572	55,370	50,914	15,846	45,177	448,970	318,914	401,516	165,745	723,916
RECAPITULATION.										
British Empire.....	8,524	6,449	10,653	5,036	38,131	63,731	42,165	91,233	54,143	603,179
Foreign Countries.....	47,048	48,921	40,261	10,810	7,016	385,249	276,749	310,283	111,602	120,737

## HORSE CLOTHING OF JUTE, SHAPED OR OTHERWISE MANUFACTURED. (Dutiable.)

United Kingdom.....	\$ 2,265	\$ 403	\$ 1,196	\$ 431	\$ 627	\$	\$	\$	\$	\$
United States.....	774	749	405							
Total.....	3,039	1,152	1,601	431	627	2,265	403	1,196	431	627
RECAPITULATION.										
British Empire.....										
Foreign Countries.....										

## JUTE BUTTS AND JUTE. (Free.)

United Kingdom.....	Cwt. 247	Cwt. 525	Cwt. 2,083	Cwt. 5,967	Cwt. 825	\$ 2,209	\$ 4,807	\$ 12,568	\$ 49,866	\$ 11,669
British East Indies—										
India.....	398					3,407				
United States.....	3,380	314	316	102	34	28,525	1,929	1,848	1,160	214
Total.....	4,225	839	2,399	5,769	859	34,231	6,736	14,416	51,026	11,883
RECAPITULATION.										
British Empire.....	645	525	2,083	5,667	825	5,706	4,807	12,568	49,866	11,669
Foreign Countries.....	3,580	314	316	102	34	28,525	1,929	1,848	1,160	214

## SAIL TWINE FOR BOATS' AND SHIPS' SAILS. (Dutiable.)

United Kingdom.....	Lb. 10,186	Lb. 4,752	Lb. 4,177	Lb. 310	Lb. 2,305	\$ 1,831	\$ 1,287	\$ 857	\$ 157	\$ 612
Newfoundland.....								67		
Austria-Hungary.....	50		150			11				
France.....										
United States.....	726	647	432	1,575	835	153	153	157	803	586
Total.....	10,962	5,399	4,939	1,885	3,140	1,995	1,440	1,086	960	1,198
RECAPITULATION.										
British Empire.....	10,186	4,752	4,348	310	2,305	1,831	1,287	924	157	612
Foreign Countries.....	776	647	582	1,575	835	164	153	162	803	586





## SESSIONAL PAPER No. 10b

YARN—JUTE OR HEMP, PLAIN, DYED OR COLOURED, WHEN IMPORTED BY MANUFACTURERS FOR WEAVING PURPOSES, FOR INSULATING WIRE OR FOR THE MANUFACTURE OF HAMMOCKS OR TWINES.  
(Free.)

	Lb.	Lb.	Lb.	Lb.	Lb.	Lb.	\$	\$	\$	\$	\$
United Kingdom.....	2,218,692	1,732,700	1,021,759	1,714,553	1,270,017	United Kingdom.....	229,789	161,167	102,940	193,696	182,809
British East Indies— India.....						British East Indies— India.....			1,881		
British Oceania— New Zealand.....						British Oceania— New Zealand.....					
Belgium.....	46,566					Belgium.....		2,605			
Italy.....	41,420					Italy.....		3,948			
Mexico.....	99,027					Mexico.....		11,613			
United States.....	399,875					United States.....		16,108			
Total.....	2,717,594	2,172,095	3,015,453	4,854,701	3,587,456	Total.....	283,736	205,126	307,998	660,596	555,194
RECAPITULATION.											
British Empire.....	2,218,692	1,779,266	1,055,954	1,714,553	1,270,017	British Empire.....	229,789	163,772	104,821	193,696	182,809
Foreign Countries.....	498,902	392,829	1,959,499	3,140,148	2,317,409	Foreign Countries.....	53,947	41,354	203,177	466,900	372,385

YARN—LINEN, FOR THE MANUFACTURE OF TOWELS, DAMASK, OR SEAMLESS LINEN FIRE-HOSE DUCK. (Free.)

	Lb.	Lb.	Lb.	Lb.	Lb.	Lb.	\$	\$	\$	\$	\$
United Kingdom.....	92,165	332,059	221,183	241,853	331,281	United Kingdom.....	19,728	96,092	78,843	112,473	176,381
Italy.....		5,788	22,445			Italy.....		1,352	3,863		
United States.....	13,981	15,546	38,922	78,813	6,070	United States.....	2,907	6,043	13,493	28,060	2,600
Total.....	106,146	353,393	282,550	320,666	337,351	Total.....	22,635	103,487	96,199	140,533	179,071
RECAPITULATION.											
British Empire.....	92,165	332,059	221,183	241,853	331,281	British Empire.....	19,728	96,092	78,843	112,473	176,381
Foreign Countries.....	13,981	21,334	61,367	78,813	6,070	Foreign Countries.....	2,907	7,395	17,356	28,060	2,690

OTHER MANUFACTURES OF HEMP OR FLAX, OR OF WHICH HEMP OR FLAX IS THE COMPONENT MATERIAL OF CHIEF VALUE, N. O. P. (Dutiable.)

	\$	\$	\$	\$	\$	\$	\$	\$	\$	\$	\$
United Kingdom.....	23,412	19,296	12,750	16,118	16,899	Azores and Madeira.....					
British West Indies.....						Spain.....					
Hong Kong.....	165		7			Switzerland.....					
Newfoundland.....						Turkey.....					
Austria-Hungary.....	695	231			120	United States.....					
Belgium.....	43					Total.....					
China.....	9					RECAPITULATION.					
France.....	279	45	6	250		British Empire.....					
Germany.....	933	933				Foreign Countries.....					
Japan.....	2,307	530	1,579	270	645	Total.....					
Portugal.....	219	39	1,626	674	294	RECAPITULATION.					
						British Empire.....					
						Foreign Countries.....					





No. 19—Imports for Consumption, by Articles and Countries, during Fiscal Years ended March 31, 1914-1918—Con.

Imported from—	1914	1915	1916	1917	1918	Imported from—	1914	1915	1916	1917	1918
<b>TEXTILES—Continued.</b> <b>GRASSES AND FIBRES—Continued.</b> <b>FIBRE, VEGETABLE, N.O.P. (Free.)</b>											
United Kingdom.....	Cwt. 1,315	Cwt. 754	Cwt. 806	Cwt. 902	Cwt. 1,310	United Kingdom.....	\$ 13,062	\$ 7,691	\$ 11,138	\$ 13,275	\$ 18,981
British East Indies—						British East Indies—					
India.....	22				275	India.....	54				3,372
British West Indies.....					41	British West Indies.....	3				141
Hong Kong.....	62	141				Hong Kong.....	703	1,377			2
China.....						Belgium.....					
France.....	11	9				China.....					
Germany.....	125					France.....	114	89			
Japan.....			281	53	483	Germany.....	415				
Mexico.....	40	3	129	12		Japan.....			4,448	528	1,390
Netherlands.....	223	114	112	3	5	Mexico.....	552	33	1,432	300	300
Dutch East Indies.....	112					Netherlands.....	3,658	1,774	2,068	36	58
United States.....	5,540	7,107	11,958	7,877	8,370	Dutch East Indies.....	1,363				
Total.....	7,450	8,128	13,286	8,847	10,519	United States.....	50,263	79,418	149,415	109,904	144,466
						Total.....	70,187	90,332	168,501	124,043	168,410
<b>RECAPITULATION.</b> <b>British Empire.....</b> <b>Foreign Countries.....</b>											
British Empire.....	1,337	754	806	902	1,659	RECAPITULATION.	13,119	7,691	11,138	13,275	22,494
Foreign Countries.....	6,113	7,374	12,480	7,945	8,860	British Empire.....	57,068	82,691	157,363	110,768	145,916
						Foreign Countries.....					
<b>GRASS, MANILLA. (Free.)</b>											
United Kingdom.....	Cwt. 9,956	Cwt. 4,534	Cwt. 6,773	Cwt. 7,261	Cwt. 509	United Kingdom.....	\$ 71,882	\$ 24,947	\$ 62,127	\$ 68,712	\$ 6,808
British Africa, East.....	579				1,160	British Africa, East.....	3,765	13,052			16,533
British Africa, South.....		261				British Africa, South.....		1,580			
British Oceania.....						British Oceania.....					
New Zealand.....						New Zealand.....					
British West Indies.....					12,252	British West Indies.....			83		147,389
Germany.....	110	654	20			Germany.....	855	3,761			
German Africa.....	6,288	17,436				German Africa.....	42,840	113,305			
Mexico.....	23,827	11,400	5,707	8,888		Mexico.....	156,948	51,981	38,385	61,501	
Netherlands.....		362				Netherlands.....		3,317			
United States.....	148,250	246,839	369,733	307,292	477,818	United States.....	1,108,141	1,671,608	2,553,221	2,854,119	7,452,941
Total.....	180,010	283,660	382,233	323,441	491,739	Total.....	1,384,031	1,883,551	2,653,816	2,987,332	7,623,671
<b>RECAPITULATION.</b> <b>British Empire.....</b> <b>Foreign Countries.....</b>											
British Empire.....	10,535	6,769	6,703	7,261	13,921	RECAPITULATION.	75,947	39,579	62,210	68,712	170,730
Foreign Countries.....	178,475	276,891	375,440	316,180	477,818	British Empire.....	1,308,384	1,843,972	2,591,606	2,918,620	7,452,941
						Foreign Countries.....					





No. 19—Imports for Consumption, by Articles and Countries, during Fiscal Years ended March 31, 1914-1918—*Con.*

Imported from—	1914	1915	1916	1917	1918	Imported from—	1914	1915	1916	1917	1918
----------------	------	------	------	------	------	----------------	------	------	------	------	------

TEXTILES—Continued.											
TOTAL GRASSES AND FIBRES. (Dutiable and Free.)											
United Kingdom.....	\$ 93,686	\$ 40,842	\$ 76,521	\$ 84,721	\$ 27,612	German Africa.....	\$ 42,840	\$ 113,305	\$	\$	\$
British Area, East.....	3,765	18,652			16,553	Italy.....	1,255	1,478	6,097	2,675	2,468
British Area, South.....		1,580				Japan.....	157,812	52,014	39,817	64,801	37,424
British East Indies—					3,372	Mexico.....	12,532	9,422	6,869	6,728	3,880
India.....	54					Netherlands.....	1,363	3,317			
British Oceania—						Dutch East Indies.....					
New Zealand.....					147,289	Switzerland.....					24
British West Indies.....	3		117		1,580	United States.....	1,375,698	1,898,104	2,880,867	3,413,325	8,039,041
Hong Kong.....	677	1,307	415	1,332	801	Total.....	1,099,391	2,146,994	3,012,615	3,574,631	8,281,342
Newfoundland.....			10								
Austria-Hungary.....		1,348				RECAPITULATION.					
Belgium.....	2,072	2,355			73	British Empire.....	98,185	56,281	77,063	80,053	197,087
China.....	365	121	713	87	596	Foreign Countries.....	1,601,206	2,090,713	2,935,552	3,488,578	8,084,255
Ecuador.....					773						
France.....	1,890	1,198	756	738							
Germany.....	7,370	8,090	433								

HAIR.											
BRAIDS, CHAINS OR CORDS. (Dutiable.)											
United Kingdom.....	\$ 385	\$ 34	\$ 63	\$	\$	RECAPITULATION.					
France.....		103				British Empire.....	385	34	63		
Germany.....		56				Foreign Countries.....	714	606	1,077	115	111
United States.....	675	447	1,077	115	111						
Total.....	1,099	640	1,140	115	111						

CLOTH OF ALL KINDS. (Dutiable.)											
United Kingdom.....	\$ 50,407	\$ 35,741	\$ 22,232	\$ 23,821	\$ 12,231	RECAPITULATION.					
France.....	694					British Empire.....	50,407	35,741	22,232	23,821	12,231
Germany.....	383	60			19,050	Foreign Countries.....	3,105	1,586	10,470	11,378	19,050
United States.....	2,028	1,526	10,470	11,378							
Total.....	53,512	37,327	32,702	35,199	31,281						

## SESSIONAL PAPER No. 10b

## CURLED OR DYED HAIR, N.O.P. (Dutiable.)

	\$	\$	\$	\$	\$	\$	\$	\$	\$
United Kingdom.....	6,300	4,717	1,719	1,591	422				
France.....	719	22	13	50	18				
Germany.....	405	81							
Japan.....	44	20	15	33	16				422
Russia.....	8								28,553
United States.....	50,209	24,361	17,477	36,235	28,519				
Total.....	57,685	29,201	19,224	37,909	28,975				

## RECAPITULATION.

British Empire.....  
Foreign Countries.....

## HAIR, CLEANED OR UNCLEANED BUT NOT CURLED, DYED, OR OTHERWISE MANUFACTURED. (Free.)

	\$	\$	\$	\$	\$	\$	\$	\$	\$
United Kingdom.....	9,104	5,746	2,055	3,352	3,916				
British West Indies.....					76				
Newfoundland.....	239	2,057							
China.....			1,560	1,184					
France.....	139	2,437	33						
Germany.....	5,079	316							
Russia.....	167								
Total.....									

## RECAPITULATION.

United States.....  
Total.....  
British Empire.....  
Foreign Countries.....

## HORSE HAIR, NOT FURTHER MANUFACTURED THAN SIMPLY CLEANED AND DIPPED OR DYED. (Free.)

	Lb.	Lb.	Lb.	Lb.	Lb.	\$	\$	\$	\$
United Kingdom.....	31,470	15,984	1,155	20,246	518	26,865	17,323	1,351	15,133
British Oceania—									
Australia.....	31	929		3,158		19	755		2,178
France.....	2,331					565			
Germany.....	92,426	50,488	150,606	170,691	79,999	74,691	41,544	98,790	120,509
United States.....									
Total.....	126,258	67,401	151,761	194,095	80,517	102,140	59,622	100,141	137,820
RECAPITULATION.									
British Empire.....	31,470	16,913	1,155	23,404	518	26,865	18,078	1,351	17,311
Foreign Countries.....	94,788	50,488	150,606	170,691	79,999	75,275	41,544	98,790	120,509

## OTHER MANUFACTURES OF HAIR. (Dutiable.)

	\$	\$	\$	\$	\$	\$	\$	\$	\$
United Kingdom.....	14,081	11,405	4,623	5,003	3,289	27,921	17,717	11,280	17,556
Hong Kong.....				2	67				
Austria-Hungary.....	297	483				50,919	33,538	24,193	25,352
Belgium.....	474								
China.....			849	1,522	3,235				
France.....	5,858	3,244	7,358	1,220	3,586	14,081	11,405	4,623	5,005
Germany.....	2,213	665				36,838	22,133	19,570	20,347
Japan.....	58	24	83	49	47				
Total.....									

## RECAPITULATION.

British Empire.....  
Foreign Countries.....

## No. 19—Imports for Consumption, by Articles and Countries, during Fiscal Years ended March 31, 1914-1918—Con.

Imported from—	1914	1915	1916	1917	1918	Imported from—	1914	1915	1916	1917	1918
----------------	------	------	------	------	------	----------------	------	------	------	------	------

TEXTILES—Continued.											
HAIR—Concluded.											
TOTAL HAIR. (Datable and Free.)											
	\$	\$	\$	\$	\$		\$	\$	\$	\$	\$
United Kingdom.....	107,142	74,966	32,043	48,900	21,169	Japan.....	102	44	98	82	63
British Oceania—						Russia.....	132				
Australia.....		755		2,178	76	United States.....	249,990	147,467	171,327	230,634	210,621
British West Indies.....				2	67	Total.....	374,540	232,756	213,281	285,772	238,835
Hong Kong.....	930	2,057				RECAPITULATION.					
Newfoundland.....	297	483				British Empire.....	107,381	77,778	32,043	51,080	21,312
Austria-Hungary.....	474					Foreign Countries.....	267,168	154,978	181,238	234,692	217,523
Belgium.....			2,409	2,706	3,235						
China.....	7,499	5,806	7,404	1,270	3,094						
France.....	8,684	1,178									
Germany.....											

KNITTED GOODS OF EVERY DESCRIPTION, N. O. P. (Datable.)											
	\$	\$	\$	\$	\$		\$	\$	\$	\$	\$
United Kingdom.....	138,262	78,477	39,415	41,578	81,790	Switzerland.....	2,102	912	2,556	4,229	4,137
Hong Kong.....		28			16	United States.....	29,567	32,959	45,708	94,069	112,113
Belgium.....	1	1,377				Total.....	180,540	122,967	88,040	140,747	230,296
France.....	500	418	355		49	RECAPITULATION.					
Germany.....	9,535	6,824				British Empire.....	138,262	78,505	39,415	41,578	81,806
Italy.....		1,667	6	871	2,191	Foreign Countries.....	42,278	44,462	48,625	99,169	148,490
Japan.....	113	89									
Netherlands.....	460	216									

OIL CLOTH, ENAMELLED, CARRIAGE, FLOOR, SHELF, AND TABLE OILCLOTH, CORK MATTING OR CARPET, AND LINOLEUM. (Datable.)											
	Sq. yd.	Sq. yd.	Sq. yd.	Sq. yd.	Sq. yd.		\$	\$	\$	\$	\$
United Kingdom.....	3,957,377	2,309,662	1,180,612	1,298,186	985,574	United Kingdom.....	1,386,797	766,083	426,623	646,498	605,692
Belgium.....	418	2,899			410	Belgium.....	310	410			
France.....		501			71	France.....		71			
Germany.....	3,561	215				Germany.....	1,257	219			
Japan.....					110	Japan.....					62
Netherlands.....	1,346					Netherlands.....	2,246				
Sweden.....			2,980			Sweden.....			233		



## SESSIONAL PAPER No. 10b

United States.....	642,801	506,373	494,704	883,391	1,933,177	110,198	181,725	115,974	284,736	748,191
Total.....	4,605,503	2,819,620	1,678,296	2,181,557	2,919,861	876,981	1,572,335	542,830	931,234	1,353,855
RECAPITULATION.										
British Empire.....	3,957,377	2,309,662	1,180,612	1,298,166	986,574	766,083	1,386,797	426,023	646,438	605,602
Foreign Countries.....	648,126	509,958	497,684	883,391	1,933,287	110,898	185,538	116,207	284,736	748,253

## OILED SILK AND CLOTH, AND TAPE AND OTHER TEXTILE, INDIA-RUBBERED, FLOCKED OR COATED, N.O.P. (Dutiable.)

United Kingdom.....	437,235	189,089	146,466	161,879	109,994	816	290,869	385,799	884,322	999,966
British Oceania--				44	20	31	290,869	385,799	884,322	999,966
Australia.....	10									
Newfoundland.....	1,926	1,604	70							
Austria-Hungary.....	3,631	602								
Belgium.....	691	237	370	343	1,049	742,043	415,839	532,905	1,046,588	1,111,031
France.....	694	736								
Germany.....	6,587									
Japan.....	35				2					
Total.....	12,928	10,733	19,898	25,349	38,909	4,812	8,116	52	25,349	38,909
RECAPITULATION.										
United Kingdom.....	4,812	4,111	52							
France.....	4,184	1,050								
Germany.....	3,932	5,237	19,846	25,349	38,909	4,812	8,116	52	25,349	38,909
United States.....										
Total.....	12,928	10,733	19,898	25,349	38,909	4,812	8,116	52	25,349	38,909

## RIBBONS, UNDYED, FOR THE MANUFACTURE OF TYPEWRITER RIBBONS. (Dutiable.)

United Kingdom.....	631,518	665,946	601,994	930,016	536,242	512,504	664,833	411,351	486,910	272,585
Hong Kong.....	17				19	160,565	175,867	222,587	367,270	646,424
Austria-Hungary.....	355	45								
Belgium.....	9,471	982								
Canada.....	46									
France.....	453,431	292,339	191,601	109,090	65,243	1,897,109	1,751,124	1,427,759	1,913,317	1,521,786
Germany.....	19,100	9,935								
Italy.....	165				993					
Japan.....	7	74		31	310					
Netherlands.....		1,103								
Total.....	12,928	10,733	19,898	25,349	38,909	4,812	8,116	52	25,349	38,909
RECAPITULATION.										
United Kingdom.....	4,812	4,111	52							
France.....	4,184	1,050								
Germany.....	3,932	5,237	19,846	25,349	38,909	4,812	8,116	52	25,349	38,909
United States.....										
Total.....	12,928	10,733	19,898	25,349	38,909	4,812	8,116	52	25,349	38,909

## RIBBONS OF ALL KINDS AND MATERIALS, N.O.P. (Dutiable.)

United Kingdom.....	631,518	665,946	601,994	930,016	536,242	512,504	664,833	411,351	486,910	272,585
Hong Kong.....	17				19	160,565	175,867	222,587	367,270	646,424
Austria-Hungary.....	355	45								
Belgium.....	9,471	982								
Canada.....	46									
France.....	453,431	292,339	191,601	109,090	65,243	1,897,109	1,751,124	1,427,759	1,913,317	1,521,786
Germany.....	19,100	9,935								
Italy.....	165				993					
Japan.....	7	74		31	310					
Netherlands.....		1,103								
Total.....	12,928	10,733	19,898	25,349	38,909	4,812	8,116	52	25,349	38,909
RECAPITULATION.										
United Kingdom.....	4,812	4,111	52							
France.....	4,184	1,050								
Germany.....	3,932	5,237	19,846	25,349	38,909	4,812	8,116	52	25,349	38,909
United States.....										
Total.....	12,928	10,733	19,898	25,349	38,909	4,812	8,116	52	25,349	38,909

## SAILS FOR BOATS AND SHIPS. (Dutiable.)

United Kingdom.....	2,885	3,134	577	672	55	2,885	3,134	577	672	55
Newfoundland.....										
Norway.....			600	20						
United States.....	3,194	1,773	2,896	4,177	2,565	3,194	1,773	3,496	4,197	2,565
Total.....	6,079	4,907	4,073	4,869	2,620	2,885	3,134	577	672	55
RECAPITULATION.										
United Kingdom.....	2,885	3,134	577	672	55	2,885	3,134	577	672	55
Norway.....										
United States.....	3,194	1,773	2,896	4,177	2,565	3,194	1,773	3,496	4,197	2,565
Total.....	6,079	4,907	4,073	4,869	2,620	2,885	3,134	577	672	55



## SESSIONAL PAPER No. 10b

CLOTHING—SOCKS AND STOCKINGS. (Dutiable.)

	Doz. pr.	Doz. pr.	Doz. pr.	Doz. pr.	Doz. pr.	\$	\$	\$	\$
United Kingdom.....	6,753	4,552	3,203	739		27,492	11,439	11,279	8,318
British East Indies— Straits Settlements.....				1					6
Hong Kong.....	8	32		9			193	26	8
Austria-Hungary.....	909					44			
France.....	1,255	931	556	125		315			
Germany.....	20,653	15,350	219	370		5,705	2,377	1,691	768
Japan.....	1,380	527		275		45,933	29,462		
Switzerland.....	11	116				7,615	2,800	1,219	1,705
United States.....	55,534	77,381	66,751	94,428	81,894	108	879		
Total.....	85,827	98,219	70,439	97,307	85,967	211,733	265,393	324,339	380,340
RECAPITULATION.						298,945	318,394	338,741	391,225
British Empire.....	6,761	4,584	3,203	741		27,536	11,439	11,305	8,362
Foreign Countries.....	79,066	93,635	67,236	85,226		271,409	291,657	327,436	382,863

CLOTHING—UNDERSHIRTS AND DRAWERS. (Dutiable.)

[illegible]

## CLOTHING, N.O.P. (Dutiable.)

[illegible]

No. 19—Imports for Consumption, by Articles and Countries, during Fiscal Years ended March 31, 1914-1918—*Con.*

Imported from—	1914	1915	1916	1917	1918	Imported from—	1914	1915	1916	1917	1918
----------------	------	------	------	------	------	----------------	------	------	------	------	------

TEXTILES—Continued.											
SILK—Continued.											
COCOONS AND WASTE. (Free.)											
	\$	\$	\$	\$	\$	RECAPITULATION.	\$	\$	\$	\$	\$
United Kingdom.....	370	23	1,090	4,539	5,045	British Empire.....					
United States.....	370	23	1,090	4,539	5,045	Foreign Countries.....	370	23	1,090	4,539	5,045
Total.....											

FABRICS—BOLTING CLOTH, NOT MADE UP. (Free.)											
	\$	\$	\$	\$	\$	RECAPITULATION.	\$	\$	\$	\$	\$
United Kingdom.....	70			66		British Empire.....					
Austria-Hungary.....	2,154		1,016			Foreign Countries.....	24,718	21,440	31,573	39,316	55,819
France.....	291										
Germany.....	15										
Italy.....	464		1,109	915	2,038						
Switzerland.....		438		376	1,372						
United States.....	21,794	20,504	29,217	38,025	52,439						
Total.....	24,788	21,440	31,573	39,382	55,849						

FABRICS FOR THE MANUFACTURE OF NECKTIES. (Dutiable.)											
	\$	\$	\$	\$	\$	RECAPITULATION.	\$	\$	\$	\$	\$
United Kingdom.....	40,807	48,704	48,473	126,205	82,552	Switzerland.....	89,178	142,915	98,910	211,818	211,622
Austria-Hungary.....	10,579	3,406				United States.....	54,517	120,335	236,447	187,346	361,273
Belgium.....	195					Total.....	249,283	370,331	396,448	549,964	683,195
China.....	18			354	12						
France.....	5,578	4,267	2,213	309	7,148						
Germany.....	48,018	47,573				RECAPITULATION.					
Italy.....		3,041	8,035	23,672	19,490	British Empire.....	40,807	48,794	48,473	126,205	82,552
Japan.....	393		2,370		1,008	Foreign Countries.....	208,476	321,537	347,975	423,699	600,643

FABRICS—VELVETS AND PLUSH, N. O. P. (Dutiable.)											
	Yard.	Yard.	Yard.	Yard.	Yard.	RECAPITULATION.	\$	\$	\$	\$	\$
United Kingdom.....	476,512	364,460	118,493	129,173	73,734	United Kingdom.....	410,554	304,637	116,725	177,832	163,538
Austria-Hungary.....	15	294				Austria-Hungary.....	21	4,073			
Belgium.....	10,094	3,532				Belgium.....	10,237	47,416	13,307	7,950	3,429
France.....	142,130	55,979	23,910	7,064	3,151	France.....	125,199	21,741			
Germany.....	51,032	31,412				Germany.....	31,396	399	637	1,267	11
Italy.....	595	375	270	570	9	Italy.....	893				



## SESSIONAL PAPER No. 10b

Japan.....	64	2	200	36	33	8	399	47
Netherlands.....	517		123		916			
Switzerland.....	832		59,819	1,674	27,861	60	1,237	
United States.....	25,254	18,955	41,822	54,818		59,572	76,433	126,209
Total.....	706,745	475,009	202,812	180,303	637,506	393,651	204,769	296,234
RECAPITULATION.								
British Empire.....	476,512	331,460	118,493	124,173	410,534	304,637	116,725	163,538
Foreign Countries.....	230,233	110,549	84,319	51,130	197,012	92,024	86,907	132,693

## FABRICS, N.O.P. (Dutiable.)

United Kingdom.....	\$	2,192,195	\$	1,635,550	\$	1,491,310	\$	3,375,515	\$	1,605,452	\$	43,544	\$	37,562	\$	23,501	\$	26,877	\$	19,282
British East Indies—																				
India.....	78							70		90		158,238		249,447		853,272		1,741,544		3,099,876
Straits Settlements.....								1,175		1,998		1,771,687		1,917,679		1,478,798		1,890,938		1,655,073
Hong Kong.....	2,926											276,907		387,460		1,163,843		1,615,585		3,669,297
Austria-Hungary.....	214,008																			
Belgium.....	845																			
China.....	99,422																			
Denmark.....																				
France.....	1,357,321																			
Germany.....	74,093																			
Total.....												6,101,524		5,320,343		6,201,333		10,114,539		10,723,208
RECAPITULATION.																				
British Empire.....												2,195,199		1,636,603		1,496,837		3,376,750		1,637,510
Foreign Countries.....												3,996,325		3,683,740		4,704,596		6,737,783		9,115,698

## HANDKERCHES. (Dutiable.)

United Kingdom.....	\$	33,259	\$	28,571	\$	17,268	\$	48,539	\$	37,614	\$	2,928	\$	439	\$	72	\$	63	\$	
British East Indies—																				
Straits Settlements.....												2,771		457		1,235		2,321		2,636
Hong Kong.....	1,211							2,506		3,999		317								
Malta.....								36												
Belgium.....	15																			
China.....	1,098																			
France.....	905																			
Italy.....	1																			
Japan.....	77,755																			
Portugal—																				
Azores and Madeira.....																				
Total.....												118,260		74,073		51,630		133,397		112,696
RECAPITULATION.																				
British Empire.....												34,470		30,413		17,970		51,081		41,629
Foreign Countries.....												83,790		43,660		33,660		82,316		71,067

## SEWING AND EMBROIDERY SILK; SILK TWIST, AND SILK FLOSS. (Dutiable.)

United Kingdom.....	\$	42,529	\$	46,647	\$	53,663	\$	71,316	\$	87,141	\$	98,714	\$	103,980	\$	212,559	\$		\$	
British East Indies—																				
India.....	34																			
Hong Kong.....	28																			
France.....	110																			
Germany.....	347																			
Italy.....																				
Japan.....	7																			
Switzerland.....																				
Total.....												141,779		118,402		159,702		283,959		306,588
RECAPITULATION.																				
British Empire.....												42,601		46,666		53,702		71,360		87,155
Foreign Countries.....												99,178		71,736		106,000		212,599		219,433

No. 19—Imports for Consumption, by Articles and Countries, during Fiscal Years ended March 31, 1914-1918—*Con.*

Imported from—	1914	1915	1916	1917	1918	Imported from—	1914	1915	1916	1917	1918

## TEXTILES—Continued.

## SILK—Concluded.

## SILK IN THE GUM OR SPUN, FOR THE MANUFACTURE OF RIBBONS AND SHOE-LACES. (Dutiable.)

	\$	\$	\$	\$	\$	RECAPITULATION.	\$	\$	\$	\$	\$
United Kingdom.....	499	1,522	1,733	340	1,055	British Empire.....					
United States.....	499	1,522	1,733	340	1,055	Foreign Countries.....	499	1,522	1,733	340	1,055
Total.....											

## SILK, IN THE GUM, OR SPUN, FOR THE MANUFACTURE OF WOVEN LABELS AND SPUN SILK FOR THE MANUFACTURE OF SILK THREAD FOR USE IN THE MANUFACTURE OF SUCH ARTICLES. (Free.)

	Lb.	Lb.	Lb.	Lb.	Lb.	United Kingdom.....	\$	\$	\$	\$	\$
United Kingdom.....	4,477	10,783	10,414	9,178	15,331	United Kingdom.....	9,537	22,192	23,016	22,655	49,575
France.....	103	441	567	22,818	1,352	France.....	340				5,725
Germany.....	18,210	25,542	21,055	31,996	12,355	Germany.....		858			
Italy.....						Italy.....		1,260			
Switzerland.....						Switzerland.....		94,926	72,727	93,850	69,453
United States.....						United States.....					
Total.....	22,790	37,333	31,469	31,996	29,041	Total.....	78,066	119,236	95,743	116,505	124,753
RECAPITULATION.						RECAPITULATION.					
British Empire.....	4,477	10,783	10,414	9,178	15,334	British Empire.....	9,537	22,192	23,016	22,655	49,575
Foreign Countries.....	18,313	26,550	21,055	22,818	13,707	Foreign Countries.....	68,529	97,044	72,727	93,850	75,178

## SILK, RAW AS REELED FROM THE COCOON, NOT BEING DOUBLED, TWISTED OR ADVANCED IN MANUFACTURE IN ANY WAY. (Free.)

	Lb.	Lb.	Lb.	Lb.	Lb.	United Kingdom.....	\$	\$	\$	\$	\$
United Kingdom.....	3,472	11,604	275	138,765	153,952	United Kingdom.....	10,116	34,816	905		
Japan.....	9,265	107	80,470	138,765	153,952	Japan.....	33,665	279,173	282,126	633,535	31,039
Switzerland.....						Switzerland.....	291,604				875,125
United States.....	88,932	94,458	80,745	138,765	153,952	United States.....	335,385	314,480	283,091	633,535	909,164
Total.....	101,669	94,458	80,745	138,765	153,952	Total.....	335,385	314,480	283,091	633,535	909,164
RECAPITULATION.						RECAPITULATION.					
British Empire.....	3,472	94,458	80,745	138,765	153,952	British Empire.....	10,116	314,480	283,091	633,535	909,164
Foreign Countries.....	98,197					Foreign Countries.....	325,269				

## SESSIONAL PAPER No. 106

SILK, SPUN, NOT COLOURED, N.O.P., SILK IN THE GUM NOT MORE ADVANCED THAN SINGLE; TRAM OR THROWN ORGANZINE, NOT COLOURED. (Dutiable.)

United Kingdom.....	Lb. 34,507	Lb. 1,568	Lb. 902	Lb. 20	Lb. ....	United Kingdom.....	\$ 60,547	\$ 2,043	\$ 1,137	\$ 92	\$ .....
China.....	1,071	51	.....	.....	.....	China.....	2,442	107	.....	.....	.....
France.....	220	557	.....	.....	.....	France.....	2,448	1,278	.....	.....	.....
Italy.....	828	1,417	2,433	359	2,530	Italy.....	2,872	2,938	6,536	1,942	15,083
United States.....	.....	.....	.....	.....	.....	United States.....	.....	.....	.....	.....	.....
Total.....	36,626	3,593	3,335	379	2,530	Total.....	66,309	6,383	7,693	2,034	15,083
RECAPITULATION.						RECAPITULATION.					
British Empire.....	34,507	1,568	902	20	.....	British Empire.....	60,547	2,043	1,137	92	.....
Foreign Countries.....	2,119	2,025	2,433	359	2,530	Foreign Countries.....	5,762	4,340	6,536	1,942	15,083

OTHER SILK AND MANUFACTURES OF N.O.P., OR OF WHICH SILK IS THE COMPONENT PART OF CHIEF VALUE, N.O.P. (Dutiable.)

United Kingdom.....	\$ 137,646	\$ 91,404	\$ 47,777	\$ 49,782	\$ 42,661	Switzerland.....	\$ 956	\$ 416	\$ 90	\$ 770	\$ 554
British West Indies.....	578	288	277	219	436	United States.....	80,836	56,195	72,074	82,412	116,810
Hong Kong.....	224	105	.....	.....	.....	Total.....	369,684	234,928	155,118	168,192	218,585
Austria-Hungary.....	162	167	.....	.....	.....	RECAPITULATION.					
Belgium.....	123	613	270	408	390	British Empire.....	138,524	91,692	48,063	50,001	43,097
China.....	1,203	57,564	8,628	7,440	9,125	Foreign Countries.....	231,160	143,236	107,055	118,191	175,488
France.....	118,028	2,335	30	.....	.....						
Germany.....	4,164	2,439	110	.....	.....						
Italy.....	1,038	.....	.....	.....	.....						
Japan.....	21,539	25,172	25,844	27,161	48,600						

TOTAL SILK. (Dutiable and Free.)

United Kingdom.....	\$ 3,509,384	\$ 2,562,157	\$ 1,959,269	\$ 4,020,639	\$ 2,172,034	Italy.....	\$ 40,215	\$ 45,313	\$ 25,741	\$ 52,731	\$ 41,411
British East Indies—	113	.....	.....	70	.....	Japan.....	410,881	413,699	1,037,399	2,016,001	3,395,729
India.....	.....	.....	.....	.....	118	Netherlands.....	916	.....	.....	.....	.....
Straits Settlements.....	.....	.....	.....	.....	.....	Portugal.....	.....	.....	65	.....	.....
British Oceania—	50	.....	.....	.....	.....	Switzerland.....	1,870,635	2,065,769	1,681,773	2,068,488	1,280,269
Australia.....	5,463	4,456	9	4,348	.....	Turkey.....	771	1,695,188	2,892,732	4,055,539	6,734,976
British West Indies.....	131	.....	3,761	36	7,137	United States.....	1,545,086	.....	.....	.....	.....
Hong Kong.....	131	.....	.....	.....	.....	Total.....	9,689,305	8,139,359	8,707,551	13,757,193	11,043,206
Malta.....	.....	.....	.....	.....	.....	RECAPITULATION.					
Austria-Hungary.....	228,982	106,825	.....	232,322	319,074	British Empire.....	3,515,141	2,568,613	1,963,039	4,025,003	2,179,289
Belgium.....	12,477	4,651	.....	1,306,019	992,131	Foreign Countries.....	6,174,164	5,572,746	6,744,512	9,732,100	12,763,917
China.....	102,806	56,274	161,066	.....	.....						
Denmark.....	.....	.....	.....	.....	.....						
Egypt and Sudan.....	.....	150	.....	.....	.....						
France.....	1,698,027	1,015,916	965,706	.....	.....						
Germany.....	254,302	168,716	30	.....	.....						

No. 19—Imports for Consumption, by Articles and Countries, during Fiscal Years ended March 31, 1914-1918—*Con.*

Imported from —	1914	1915	1916	1917	1918	Imports from —	1914	1915	1916	1917	1918
-----------------	------	------	------	------	------	----------------	------	------	------	------	------

TEXTILES—Continued.

STOCKINETTES FOR THE MANUFACTURE OF RUBBER BOOTS AND SHOES. (Datable.)

	\$	\$	\$	\$	\$	RECAPITULATION.	\$	\$	\$	\$	\$
United Kingdom.....	26,801	21,945	5,069	1,989	1,209	British Empire.....	26,801	21,945	5,069	1,989	1,209
United States.....	43,670	54,714	98,236	150,926	266,638	Foreign Countries.....	43,670	54,714	98,236	150,926	266,638
Total.....	70,474	76,659	103,305	152,915	267,847						

WASTE OR SHODDY FROM COTTON, WOOLEN, OR OTHER FABRICS OR FROM YARN OR THREAD MACHINED, GARNETTED, OR PREPARED.

FOR USE. (Datable.)

	Lb.	Lb.	Lb.	Lb.	Lb.		\$	\$	\$	\$	\$
United Kingdom.....	3,121,580	1,954,453	1,043,426	1,403,736	472,439	United Kingdom.....	222,552	110,432	95,186	187,117	123,512
Hong Kong.....	400					Hong Kong.....	8				
France.....	332,384	138,596	460			France.....	18,848	6,303	23		
Germany.....	54,000	23,521	23			Germany.....	3,394	1,284			
Japan.....	3,778,846	2,412,574	2,205,448	2,170,120	1,891,463	Japan.....	22	163,712	190,057	246,841	244,861
United States.....						United States.....					
Total.....	7,233,610	4,559,923	3,272,858	3,573,856	2,366,902	Total.....	465,438	283,850	286,530	433,961	368,373
RECAPITULATION.						RECAPITULATION.					
British Empire.....	3,121,980	1,954,453	1,043,426	1,403,736	472,439	British Empire.....	222,560	110,432	95,186	187,117	123,512
Foreign Countries.....	4,111,630	2,605,470	2,229,432	2,170,120	1,891,463	Foreign Countries.....	243,878	178,418	191,344	246,844	244,861

WEBBING, ELASTIC, OVER ONE INCH WIDE. (Datable.)

	\$	\$	\$	\$	\$		\$	\$	\$	\$	\$
United Kingdom.....	31,922	18,519	13,962	12,123	7,122	United Kingdom.....	31,922	18,519	13,962	12,123	7,122
France.....	1,833	911	330	90		France.....	172,241	144,285	186,399	241,938	184,338
Germany.....	3,799	556				Germany.....					
United States.....	166,609	142,818	186,069	284,898	184,338	United States.....					
Total.....	204,163	162,801	200,361	297,111	191,460	Total.....					





No. 19—Imports for Consumption, by Articles and Countries, during Fiscal Years ended March 31, 1914-1918—*Con.*

Imported from—	1914	1915	1916	1917	1918	Imported from—	1914	1915	1916	1917	1918
<b>TEXTILES—Continued.</b>											
<b>WOOL.—Continued.</b>											
<b>CARPETS, MATS AND RUGS.</b>											
<b>Axinster, including Abusson, Savonnerie and Moquette. (Dutiable.)</b>											
United Kingdom.....	Yard.	Yard.	Yard.	Yard.	Yard.	United Kingdom.....	\$	\$	\$	\$	\$
Austria-Hungary.....	185,780	134,505	50,659	59,193	.....	Austria-Hungary.....	226,661	139,494	59,320	82,667	.....
Belgium.....	378	133	.....	.....	133	Belgium.....	639	59	.....	.....	.....
France.....	348	85	.....	.....	.....	France.....	350	124	.....	.....	.....
Germany.....	3,283	385	.....	.....	.....	Germany.....	4,739	307	.....	.....	.....
Netherlands.....	221	.....	.....	.....	.....	Netherlands.....	328	.....	.....	.....	.....
Switzerland.....	.....	13	.....	.....	.....	Switzerland.....	.....	25	.....	.....	.....
United States.....	2,075	584	104	1,949	.....	United States.....	2,148	1,013	241	2,908	.....
Total.....	192,420	135,705	50,763	61,142	.....	Total.....	235,518	141,022	59,561	85,635	.....
<b>RECAPITULATION.</b>											
British Empire.....	185,780	134,505	50,659	59,193	.....	British Empire.....	226,661	139,494	59,320	82,667	.....
Foreign Countries.....	6,640	1,200	104	1,949	.....	Foreign Countries.....	8,857	1,528	241	2,908	.....

Axminster, all kinds, in the Roll (Dutiable.)

United Kingdom.....	Yard.	Yard.	Yard.	Yard.	Yard.	United Kingdom.....	\$	\$	\$	\$	\$
Austria-Hungary.....	.....	.....	.....	.....	28,713	Austria-Hungary.....	.....	.....	.....	.....	47,585
Belgium.....	.....	.....	.....	.....	.....	Belgium.....	.....	.....	.....	.....	.....
Egypt and Sudan.....	.....	.....	.....	.....	.....	Egypt and Sudan.....	.....	.....	.....	.....	.....
France.....	.....	.....	.....	.....	.....	France.....	.....	.....	.....	.....	.....
Germany.....	.....	.....	.....	.....	.....	Germany.....	.....	.....	.....	.....	.....
Netherlands.....	.....	.....	.....	.....	.....	Netherlands.....	.....	.....	.....	.....	.....
Switzerland.....	.....	.....	.....	.....	.....	Switzerland.....	.....	.....	.....	.....	.....
United States.....	.....	.....	.....	.....	496	United States.....	.....	.....	.....	.....	1,864
Total.....	.....	.....	.....	.....	29,209	Total.....	.....	.....	.....	.....	49,449
<b>RECAPITULATION.</b>											
British Empire.....	.....	.....	.....	.....	28,713	British Empire.....	.....	.....	.....	.....	47,585
Foreign Countries.....	.....	.....	.....	.....	496	Foreign Countries.....	.....	.....	.....	.....	1,864



No. 19—Imports for Consumption, by Articles and Countries, during Fiscal Years ended March 31, 1914-1918—Con.

Imported from	1914	1915	1916	1917	1918	Imported from —	1914	1915	1916	1917	1918
TEXTILES—Continued											
WOOL—Continued.											
CARPETS, MATS AND RUGS—Continued.											
Brussels and Wilton, all kinds, in Squares. (Datiabie.)											
United Kingdom.....	No.	No.	No.	No.	No.	United Kingdom.....	\$	\$	\$	\$	\$
Austria-Hungary.....					8,760	Austria-Hungary.....					166,812
Belgium.....						Belgium.....					
France.....						France.....					
Germany.....						Germany.....					
Turkey.....					584	Turkey.....					14,391
United States.....						United States.....					
Total.....					9,344	Total.....					181,233
RECAPITULATION.											
British Empire.....					8,760	British Empire.....					166,812
Foreign Countries.....					584	Foreign Countries.....					14,391

Ingrain, 2 and 3-Ply, all Wool or Union. (Datiabie.)

United Kingdom.....	Yard.	Yard.	Yard.	Yard.	Yard.	United Kingdom.....	\$	\$	\$	\$	\$
Austria-Hungary.....	35,882	19,195	20,701	6,374		Austria-Hungary.....	35,663	14,821	16,899	5,018	
Belgium.....	40					Belgium.....	144				
France.....	418					France.....	423				
Germany.....	112	281				Germany.....	36	256			
United States.....	639	2,131				United States.....	1,328	2,481	232	449	
Total.....	782	338	262	186		Total.....	920	190			
RECAPITULATION.											
British Empire.....	37,903	22,245	20,963	6,560		British Empire.....	38,514	17,718	17,131	5,467	
Foreign Countries.....						Foreign Countries.....					
RECAPITULATION.											
British Empire.....	35,882	19,495	20,701	6,374		British Empire.....	35,663	14,821	16,899	5,018	
Foreign Countries.....	2,021	2,750	262	186		Foreign Countries.....	2,851	2,897	232	449	



## SESSIONAL PAPER No. 10b

Ingain, 2 and 3-Ply, all Wool or Union, or Paper Fibre, all kinds, in the Roll. (Dutiable.)

United Kingdom.....	Yard.	Yard.	Yard.	Yard.	\$	\$	\$	\$	\$
Total.....	1,310								1,780
RECAPITULATION.									
British Empire.....	1,310								1,780
Foreign Countries.....									1,780

Ingain, 2 and 3-Ply, all Wool or Union, or Paper Fibre, all kinds, in Squares. (Dutiable.)

United Kingdom.....	No.	No.	No.	No.	\$	\$	\$	\$	\$
United States.....	95								1,180
Total.....	344								2,584
RECAPITULATION.									
British Empire.....	439								3,764
Foreign Countries.....									
									1,180
									2,584

Mats and Rugs, including Hearth Sizes, 30 sq. ft. and Smaller, Wool, n.o.p. (Dutiable.)

United Kingdom.....	\$	\$	\$	\$	\$	\$	\$	\$	\$
British East Indies—	785,206	343,947	357,205	304,066	276	1,203	4,065	6,010	
India.....	603	41	1,194	16	37	8,830	3,668		
British Oceania—									
New Zealand.....				1,087	12	1,463			
Egypt and Sudan.....			973		943				
Hong Kong.....	85	22	30		27,882	9,050			
Newfoundland.....	1				59,592	30,114	46,043	55,602	
Austria-Hungary.....	5,248	387							
Belgium.....	1,268	435							
Denmark.....	3,340	786							
Egypt and Sudan.....	20,811	1,540	854	190					
France.....		329							
German Empire.....	30,669	4,224		48					
Germany.....									
Total.....					946,114	398,495	414,032	407,049	
RECAPITULATION.									
British Empire.....	785,985				347,010	359,402	305,169		
Foreign Countries.....	100,129				51,485	51,630	101,880		

No. 19—Imports for Consumption, by Articles and Countries, during Fiscal Years ended March 31, 1914-1918—*Con.*

Imported from—	1914	1915	1916	1917	1918	Imported from—	1914	1915	1916	1917	1918
<p style="text-align: center;"><b>TEXTILES—Continued.</b>  <b>WOOL—Continued.</b>  <b>CARPETS, MATS AND RUGS—Continued.</b>  <b>Mats and Hearth Rugs, up to 3 feet x 6 feet, and Runners. (Dutiable.)</b></p>											
United Kingdom.....						RECAPITULATION.					
British East Indies—											
India.....					128,357						
China.....					185						
France.....					194						
Japan.....					280	British Empire.....					128,512
United States.....					15,144	Foreign Countries.....					116,838
Total.....					101,226						
					245,380						
<p style="text-align: center;"><b>Tapestry, including Drum Printed or Machine Printed, and Velvet. (Dutiable.)</b></p>											
United Kingdom.....						RECAPITULATION.					
British East Indies—											
India.....	761,554	387,361	239,847	224,073		United Kingdom.....	422,188	201,450	131,964	147,363	
Straits Settlements.....						British East Indies—					
Other.....				25		India.....					
Austria-Hungary.....	928					Straits Settlements.....				26	
Belgium.....	1,579					Other.....					
France.....	1,558	204				Austria-Hungary.....	1,058				
German Empire.....						Belgium.....	1,404				
Italy.....	6,010	1,625				France.....	1,364				
Japan.....	200					German Empire.....	7,152	68			
Turkey.....	19					Italy.....	203	1,019			
United States.....	8,109	1,578	2,214	4,705		Japan.....	137				
Total.....	779,957	390,788	242,061	228,803		Turkey.....	5,835	947	1,540	5,002	
						United States.....					
						Total.....	439,341	203,515	133,510	152,391	
RECAPITULATION.						RECAPITULATION.					
British Empire.....	761,554	387,361	239,847	224,098		British Empire.....	422,188	201,450	131,964	147,389	
Foreign Countries.....	18,403	3,427	2,214	4,705		Foreign Countries.....	17,153	2,065	1,540	5,002	

	Yard.	Yard.	Yard.	Yard.	Yard.	
United Kingdom.....					94,175	
British East Indies—						
India.....						
Straits Settlements.....						
Other.....						
Austria-Hungary.....						
Belgium.....						
France.....						
French Africa.....						
Germany.....						
Italy.....					33	50
Japan.....						
Netherlands.....						
Persia.....						
Turkey.....						
United States.....					6,484	6,914
<b>Total</b> .....					100,692	69,247
<b>RECAPITULATION.</b>						
British Empire.....					94,175	62,303
Foreign Countries.....					6,517	6,944

Tapestry and Velvets, all kinds, in Squares. (Dutiable.)

[illegible]

No. 19—Imports for Consumption, by Articles and Countries, during Fiscal Years ended March 31, 1914-1918—*Con.*

Imported from—	1911	1915	1916	1917	1918	Imported from—	1914	1915	1916	1917	1918
TEXTILES—Continued.											
WOOL—Continued.											
CARPETS, MATS AND RUGS—Continued.											
Whole, including Tufted, Hand Made or Oriental, Turkish, Persian, Japanese, Indian or Smyrna. (Dutiable.)											
	Sq. yd.	Sq. yd.	Sq. yd.	Sq. yd.	Sq. yd.		\$	\$	\$	\$	\$
United Kingdom.....	325,157	260,267	315,697	511,097	.....	United Kingdom.....	363,617	272,179	302,085	531,910	.....
British East Indies—	.....	.....	.....	.....	.....	British East Indies—	.....	.....	.....	.....	.....
India.....	557	00	271	326	.....	India.....	2,161	251	513	2,257	.....
Straits Settlements.....	.....	.....	.....	.....	.....	Straits Settlements.....	.....	.....	.....	.....	.....
Other.....	.....	12	.....	.....	.....	Other.....	.....	61	.....	.....	.....
British West Indies.....	133	.....	.....	.....	.....	British West Indies.....	501	.....	.....	.....	.....
Austria-Hungary.....	924	1,840	.....	.....	.....	Austria-Hungary.....	2,760	1,358	.....	.....	.....
Belgium.....	.....	3,912	.....	.....	.....	Belgium.....	.....	3,533	.....	.....	.....
China.....	581	.....	.....	.....	.....	China.....	254	22	.....	.....	.....
Egypt and Sudan.....	170	250	.....	.....	.....	Egypt and Sudan.....	859	297	.....	.....	.....
France.....	955	1,142	.....	724	.....	France.....	2,942	2,412	.....	963	.....
Germany.....	18,204	2,296	855	.....	.....	Germany.....	20,812	2,525	965	.....	.....
Italy.....	.....	.....	414	.....	.....	Italy.....	.....	.....	2,489	.....	.....
Japan.....	.....	65	.....	.....	.....	Japan.....	.....	228	.....	.....	.....
Persia.....	520	2,607	.....	.....	.....	Persia.....	1,658	4,544	.....	.....	.....
Turkey.....	29,983	6,340	.....	.....	.....	Turkey.....	51,721	21,984	.....	.....	.....
United States.....	1,016	1,953	12,743	35,140	.....	United States.....	2,940	5,420	19,728	52,537	.....
Total.....	378,539	280,780	329,980	547,287	.....	Total.....	450,225	314,814	325,780	610,672	.....
RECAPITULATION.											
British Empire.....	325,847	260,320	315,968	511,422	.....	British Empire.....	366,279	272,491	302,598	557,167	.....
Foreign Countries.....	52,692	20,441	14,012	35,864	.....	Foreign Countries.....	83,946	42,323	23,182	53,505	.....

Oriental and Hand-Woven Squares, all kinds. (Dutiable.)

	No.	No.	No.	No.	No.		\$	\$	\$	\$	\$
United Kingdom.....	.....	.....	.....	.....	.....	United Kingdom.....	.....	.....	.....	.....	.....
British East Indies—	.....	.....	.....	.....	.....	British East Indies—	.....	.....	.....	.....	.....
India.....	1,356	.....	.....	.....	.....	India.....	.....	.....	.....	.....	30,963
Straits Settlements.....	27	.....	.....	.....	.....	Straits Settlements.....	.....	.....	.....	.....	4,970
Other.....	.....	.....	.....	.....	.....	Other.....	.....	.....	.....	.....	.....



## SESSIONAL PAPER No. 10b

Japan	29	1,383	249
United States	558	567	42,516
Total	1,950		78,698
RECAPITULATION.			
British Empire	1,383		37,933
Foreign Countries	567		42,765

CLOTHING—K NITTED GOODS, N.O.P. (Dutiable.)

[illegible]

CLOTHING—(O)UTSIDE GARMENTS FOR WOMEN AND CHILDREN. (Datable.)

	\$	\$	\$	\$	\$	\$	\$	\$	\$	\$
United Kingdom.....	224,911	191,561	161,617	181,237	137,832	Netherlands .....	9	419		
British East Indies—						Spain .....			1,413	
India .....	40					Sri Lanka .....	103	241		218
Hong Kong .....		445		14	135	Switzerland .....	255,057	349,528	705,305	1,299,615
Newfoundland .....		243				United States .....				
Australia .....	378					Total .....	589,788	563,674	868,330	1,347,818
Belgium .....	312					RECAPITULATION.				
Austria-Hungary .....	7,623	2,827				British Empire .....	224,951	192,009	161,617	137,065
France .....	101,299	23,407	1,391	1,470	50	Foreign Countries .....	364,837	376,665	706,713	1,154,832
Germany .....										
Japan .....	56		17	16						

CLOTHING—SHAWLS. (Dutiable.)

[illegible]

No. 19—Imports for Consumption, by Articles and Countries, during Fiscal Years ended March 31, 1914-1918—*Con.*

Imported from—	1914	1915	1916	1917	1918	Imported from—	1914	1915	1916	1917	1918
<b>TEXTILES—Continued.</b>											
<b>WOOL—Continued.</b>											
<b>Clothing—Shirts. (Durable.)</b>											
	Dozen.	Dozen.	Dozen.	Dozen.	Dozen.		\$	\$	\$	\$	\$
United Kingdom.....	5,491	2,926	1,450	994	984	United Kingdom.....	58,586	27,550	15,422	12,631	15,768
France.....	.....	6	.....	.....	.....	France.....	.....	157	.....	.....	.....
St. Pierre and Miquelon.....	.....	.....	.....	.....	.....	St. Pierre and Miquelon.....	.....	.....	1	.....	.....
Germany.....	41	.....	.....	.....	.....	Germany.....	216	48	.....	.....	.....
Japan.....	17	4	.....	.....	.....	Japan.....	218	.....	.....	.....	.....
Switzerland.....	15	.....	.....	.....	.....	Switzerland.....	109	.....	.....	.....	.....
United States.....	1,469	620	191	405	209	United States.....	11,466	4,921	1,667	4,207	2,991
Total.....	7,039	3,556	1,641	1,399	1,193	Total.....	70,595	32,676	17,090	16,838	18,759
<b>RECAPITULATION.</b>											
British Empire.....	5,494	2,926	1,450	994	984	British Empire.....	58,586	27,550	15,422	12,631	15,768
Foreign Countries.....	1,545	630	191	405	209	Foreign Countries.....	12,009	5,126	1,668	4,207	2,991
<b>Clothing—Socks and Stockings. (Durable.)</b>											
	Doz. pr.	Doz. pr.	Doz. pr.	Doz. pr.	Doz. pr.		\$	\$	\$	\$	\$
United Kingdom.....	898,181	615,270	302,179	392,027	249,602	United Kingdom.....	1,696,891	1,170,615	740,687	1,031,362	794,505
British Oceania—	.....	.....	.....	.....	.....	British Oceania—	.....	.....	.....	.....	.....
New Zealand.....	45	3	.....	60	.....	New Zealand.....	120	15	.....	38	.....
Hong Kong.....	.....	.....	.....	.....	.....	Hong Kong.....	.....	.....	.....	.....	.....
Newfoundland.....	.....	.....	.....	.....	.....	Newfoundland.....	.....	.....	.....	.....	.....
Austria-Hungary.....	426	67	.....	.....	.....	Austria-Hungary.....	521	272	.....	.....	.....
Belgium.....	.....	201	.....	.....	.....	Belgium.....	.....	240	.....	.....	.....
China.....	3,482	665	243	33	1	China.....	5,437	1,073	546	.....	2
France.....	29,500	9,428	.....	.....	59	France.....	55,493	16,286	.....	111	294
Germany.....	4	3	.....	.....	.....	Germany.....	7	2	.....	.....	.....
Italy.....	6	.....	.....	55	51	Italy.....	5	9	3	171	128
Japan.....	.....	49	2	.....	.....	Japan.....	.....	161	.....	.....	.....
Netherlands.....	.....	.....	.....	.....	.....	Netherlands.....	.....	.....	.....	.....	.....
Sweden.....	178	80	13	.....	.....	Sweden.....	391	202	.....	14	.....
Switzerland.....	33,889	21,898	123,518	174,882	45,825	Switzerland.....	70,800	46,903	225,777	327,530	118,801
United States.....	.....	.....	.....	.....	.....	United States.....	.....	.....	967,048	1,359,229	913,613
Total.....	965,711	677,668	485,955	567,050	295,538	Total.....	1,829,668	1,235,782	967,048	1,359,229	913,613
<b>RECAPITULATION.</b>											
British Empire.....	898,226	615,273	302,179	392,087	249,602	British Empire.....	1,697,011	1,170,631	740,687	1,031,430	794,505
Foreign Countries.....	67,485	32,395	123,776	174,972	45,936	Foreign Countries.....	132,657	65,151	226,361	327,829	119,138

CLOTHING—UNDERSHIRTS AND DRAWERS. (Dutiable.)

[illegible]

CLOTHING. N.O.P. (Dutiable.)

[illegible]

FABRICS—CASSIMERES, CLOTHS AND DOESKINS. (Dutiable.)

[illegible]

No. 19—IMPORTS for Consumption, by Articles and Countries, during Fiscal Years ended March 31, 1914-1918—*Con.*

Imported from—	1914	1915	1916	1917	1918	Imported from—	1914	1915	1916	1917	1918
TEXTILES—Continued.											
WOOL—Continued.											
FABRICS—COATINGS AND OVERCOATINGS. (Dutiable.)											
United Kingdom.....	Yard. 1,478,578	Yard. 1,197,229	Yard. 972,543	Yard. 1,383,701	Yard. 585,221	United Kingdom.....	\$ 1,256,329	\$ 976,629	\$ 855,006	\$ 1,524,680	\$ 895,293
Austria-Hungary.....	3,751	2,489	.....	.....	.....	Austria-Hungary.....	2,370	2,413	.....	.....	.....
Belgium.....	21,570	5,494	.....	.....	.....	Belgium.....	13,428	5,790	.....	558	.....
France.....	13,579	7,747	.....	389	.....	France.....	9,094	10,917	.....	.....	.....
Germany.....	24,179	11,960	.....	.....	.....	Germany.....	17,824	7,775	1,418	.....	.....
Netherlands.....	10,359	9,642	879	.....	.....	Netherlands.....	8,937	.....	.....	.....	.....
Switzerland.....	.....	.....	109,393	.....	.....	Switzerland.....	.....	13,090	90,423	110,381	126,291
United States.....	13,089	16,136	.....	102,851	72,960	United States.....	8,730	.....	.....	.....	.....
Total.....	1,564,828	1,250,697	1,082,815	1,486,932	658,181	Total.....	1,317,421	1,019,014	946,882	1,625,598	1,021,554
RECAPITULATION.											
British Empire.....	1,478,578	1,197,229	972,543	1,383,701	585,221	British Empire.....	1,256,329	976,629	855,006	1,524,680	895,293
Foreign Countries.....	86,250	53,468	110,272	103,231	72,960	Foreign Countries.....	61,592	42,385	91,876	110,909	126,261
FABRICS—DRESS GOODS FOR WOMEN AND CHILDREN, COAT LININGS, ITALIAN CLOTHES, ALPACAS, ORGANS, CASHMERS, HERRINGTON, SERGES, BUNTINGS, NUN'S CLOTH, BENGALINES, WHIP CORDS, TWEELS, PLAIN OR JACQUARDS OF SIMILAR FABRICS, NOT EXCEEDING IN WEIGHT 6 oz. TO THE SQUARE YARD, GRAY OR UNFINISHED, TO BE DYED OR FINISHED IN CANADA. (Dutiable.)											
United Kingdom.....	Sq. Yd. 603,425	Sq. Yd. 1,226,209	Sq. Yd. 2,215,156	Sq. Yd. 3,340,191	Sq. Yd. 1,947,651	United Kingdom.....	\$ 190,492	\$ 324,080	\$ 800,643	\$ 1,853,969	\$ 1,186,968
Austria-Hungary.....	.....	4,691	.....	.....	.....	Austria-Hungary.....	.....	1,317	.....	.....	.....
Belgium.....	.....	4,313	103	.....	.....	Belgium.....	3,586	1,802	.....	.....	.....
France.....	10,092	4,313	.....	68,340	3,414	France.....	899	928	19,219	38,152	4,665
United States.....	2,002	1,979	31,586	.....	.....	United States.....	.....	323,127	819,931	1,892,121	1,191,633
Total.....	616,419	1,237,132	2,246,815	3,408,521	1,951,555	Total.....	194,938	.....	.....	.....	.....
RECAPITULATION.											
British Empire.....	603,425	1,226,209	2,215,156	3,340,191	1,947,651	British Empire.....	190,492	324,080	800,643	1,853,969	1,186,968
Foreign Countries.....	12,994	10,923	31,659	68,340	3,914	Foreign Countries.....	4,476	4,047	19,288	38,152	4,665
FABRICS—FET CLOTH, N.O.P. (Dutiable.)											
United Kingdom.....	Yard. 15,676	Yard. 11,796	Yard. 7,089	Yard. 12,454	Yard. 18,429	United Kingdom.....	\$ 17,465	\$ 11,776	\$ 11,711	\$ 26,653	\$ 38,213
Austria-Hungary.....	.....	.....	.....	.....	.....	Austria-Hungary.....	.....	.....	.....	.....	.....
Belgium.....	1,322	2,371	.....	.....	.....	Belgium.....	2,180	3,869	.....	.....	.....
France.....	2,322	.....	.....	.....	.....	France.....	7,904	7,904	2,163	880	1,657
Germany.....	15,043	11,381	4,640	931	928	Germany.....	15,858	7,904	2,163	880	1,657
Netherlands.....	982	.....	.....	.....	.....	Netherlands.....	966	428	.....	.....	.....



## SESSIONAL PAPER No. 106

United States.....	42,399	28,648	33,431	42,827	45,607	United States.....	22,273	23,142	39,405	69,558	78,044
Total.....	77,749	55,372	45,101	56,212	64,964	Total.....	58,869	50,579	53,279	96,791	117,314
RECAPITULATION.						RECAPITULATION.					
British Empire.....	15,476	11,796	7,030	12,454	18,429	British Empire.....	17,163	14,776	11,711	26,653	38,213
Foreign Countries.....	62,073	43,576	38,071	43,758	46,535	Foreign Countries.....	41,706	35,803	41,568	70,138	79,101

## FABRICS—FLANNELS, PLAIN, NOT FANCY. (Dutiable.)

United Kingdom.....	Yard.	803,972	Yard.	824,221	Yard.	601,664	Yard.	929,790	Yard.	586,672	United Kingdom.....	\$	130,868	\$	131,882	\$	122,184	\$	224,239	\$	105,168
Belgium.....	4,701										Belgium.....	1,135									
France.....	87,243					2,699		252			France.....	19,483			7,078		971		95		
Germany.....	2,796					333					Germany.....	1,095			79						
Japan.....	393					74		644		90	Japan.....	81					29		173		30
Switzerland.....	11,601										Switzerland.....	2,829			527,556		86,950		53,185		26,736
United States.....	910,706					315,035		199,394		98,623	United States.....	155,491			666,595		210,140		277,692		191,944
Total.....											Total.....										
RECAPITULATION.											RECAPITULATION.										
British Empire.....	803,972					601,664		929,790		586,672	British Empire.....	130,868			131,882		122,184		224,239		105,168
Foreign Countries.....	106,734					317,808		200,290		98,613	Foreign Countries.....	24,623			534,743		87,956		53,453		26,776

## FABRICS OF WOOL, OR OF COTTON AND WOOL, COMMONLY DESCRIBED AND SOLD AS LUSTRES, MOHAIRS, ALPACA AND ITALIAN LININGS. (Dutiable.)

United Kingdom.....	Yard.	3,724,400	Yard.	2,679,239	Yard.	2,830,769	Yard.	2,757,766	Yard.	2,389,798	United Kingdom.....	\$	1,157,978	\$	795,384	\$	765,869	\$	1,031,670	\$	1,148,263
Austria-Hungary.....	607										Austria-Hungary.....	96			78						
Belgium.....	4,469					25					Belgium.....	1,645			1,922		6				
France.....	440					78					France.....	348			308		33				
Germany.....	8,824					135		18			Germany.....	2,241			1,736		69		12		
Netherlands.....						41,415		29,359		76,996	Netherlands.....						12,651		13,891		34,996
United States.....	3,738,740					2,872,422		2,787,143		2,466,794	United States.....	1,162,308			799,428		765,618		1,045,483		1,183,259
Total.....											Total.....										
RECAPITULATION.											RECAPITULATION.										
British Empire.....	3,724,400					2,830,769		2,757,766		2,389,798	British Empire.....	1,157,978			795,384		765,869		1,031,670		1,148,263
Foreign Countries.....	14,340					41,653		29,377		76,996	Foreign Countries.....	4,330			4,044		12,749		13,813		34,996

## FABRICS—PRUNELLA CLOTH. (Free.)

United Kingdom.....	\$	21,212	\$	42,997	\$	10,730	\$	13,914	\$	20,073	United Kingdom.....	\$	21,212	\$	42,997	\$	10,730	\$	13,914	\$	20,073
Germany.....	313										Germany.....	313									
United States.....											United States.....										
Total.....											Total.....										

No. 19—Imports for Consumption, by Articles and Countries, during Fiscal Years ended March 31, 1914-1918—*Con.*

Imported from —	1914	1915	1916	1917	1918	Imported from —	1914	1915	1916	1917	1918
TEXTILES—Continued.											
WOOL—Continued.											
FABRICS—TWILDS. (Dutiable.)											
United Kingdom.....	Yard.	Yard.	Yard.	Yard.	Yard.	United Kingdom.....	\$	\$	\$	\$	\$
Austria-Hungary.....	2,069,694	1,601,413	1,509,810	2,716,879	1,480,115	Austria-Hungary.....	1,243,943	831,449	891,354	2,003,810	1,297,701
Belgium.....	167	20				Belgium.....	71	188			
France.....	12,953	8,985			161	France.....	6,753	2,712			71
Germany.....	36,182	18,082	389	354		Germany.....	17,587	9,532	294	359	
Italy.....	196					Italy.....	65				
Japan.....				200		Japan.....				46	
Netherlands.....	2,140	10,813	5,200	578		Netherlands.....	1,419	4,648	3,754	454	
Switzerland.....				177,776		Switzerland.....		169,424	55,947	137,546	178,210
United States.....	14,304	100,428	153,081	177,776	169,151	United States.....	4,917				
Total.....	2,135,706	1,739,971	1,668,489	2,895,787	1,649,430	Total.....	1,274,755	1,017,980	951,349	2,142,215	1,475,982
RECAPITULATION.											
British Empire.....	2,069,694	1,601,413	1,509,810	2,716,879	1,480,115	British Empire.....	1,243,943	831,449	891,354	2,003,810	1,297,701
Foreign Countries.....	66,012	138,558	158,679	178,908	169,315	Foreign Countries.....	30,812	186,531	59,995	138,405	178,281
FELT, PRESSED, OF ALL KINDS, NOT FILLED OR COVERED BY OR WITH ANY WOVEN FABRIC. (Dutiable.)											
United Kingdom.....	Lb.	Lb.	Lb.	Lb.	Lb.	United Kingdom.....	\$	\$	\$	\$	\$
Austria-Hungary.....	577,363	360,519	112,856	151,757	57,339	Austria-Hungary.....	174,427	145,904	46,325	43,047	49,114
Belgium.....	179,650	38,965				Belgium.....	50,530	9,466			
France.....	5,905	80				France.....	2,022	42		263	32
Germany.....	167,516	50,600		272	72	Germany.....	66,535	20,429			
Sweden.....	2,600					Sweden.....	1,515				
United States.....	830,362	698,220	656,411	1,418,386	1,678,228	United States.....	110,026	120,643	121,662	259,574	325,527
Total.....	1,763,396	1,058,393	769,267	1,570,415	1,735,639	Total.....	405,055	296,484	167,987	302,884	371,673
RECAPITULATION.											
British Empire.....	577,363	360,519	112,856	151,757	57,339	British Empire.....	174,427	145,904	46,325	43,047	49,114
Foreign Countries.....	1,186,033	697,874	656,411	1,418,658	1,678,300	Foreign Countries.....	230,628	150,580	121,662	259,537	322,559

## SESSIONAL PAPER No. 106

NOILS, BEING THE SHORT WOOL WHICH FALLS FROM THE COMBS IN WORSTED FACTORIES, AND WORSTED TOPS, N.O.F. (Free.)

	\$	\$	\$	\$	\$	\$	\$	\$	\$	\$
United Kingdom.....	914,017	1,033,504	2,334,887	2,464,616	3,882,410	RECAPITULATION.				
Belgium.....	7,031	1,005	.....	.....	.....	British Empire.....				
United States.....	151,018	278,376	253,062	523,561	536,444	Foreign Countries.....				
Total.....	1,072,066	1,312,885	2,587,949	2,988,177	4,418,854	914,017	1,033,504	2,334,887	2,464,616	3,882,410
						138,049	279,381	253,062	523,561	536,444

## RAILWAY RUGS. (Dutiable.)

	\$	\$	\$	\$	\$	\$	\$	\$	\$	\$
United Kingdom.....	70,330	44,479	29,550	55,295	53,189	United States.....				
British Oceania— New Zealand.....	256	.....	559	.....	.....	Total.....				
Austria-Hungary.....	764	.....	.....	.....	.....	74,142	46,098	32,548	58,174	75,459
Belgium.....	.....	493	.....	.....	.....	RECAPITULATION.				
France.....	1,287	245	.....	.....	.....	British Empire.....				
Germany.....	606	354	.....	.....	.....	Foreign Countries.....				
Italy.....	.....	.....	.....	.....	.....	70,586	44,479	30,169	55,295	53,189
						3,556	1,619	2,439	2,879	22,270

WOOL, VIZ.: LEICESTER, COTSWOLD, LINCOLNSHIRE, SOUTH DOWN COMBING WOOLS, OR WOOLS KNOWN AS LUSTRE WOOLS, AND OTHER LIKE COMBING WOOLS SUCH AS ARE GROWN IN CANADA. (Dutiable.)

	Lb.	Lb.	Lb.	Lb.	Lb.	Lb.	\$	\$	\$	\$	\$
United Kingdom.....	.....	.....	.....	.....	.....	2,707	United Kingdom.....				
British Oceania— Australia.....	.....	.....	.....	1,764	.....	.....	British Oceania— Australia.....				
Newfoundland.....	.....	.....	.....	39	351	.....	Newfoundland.....				
United States.....	.....	1,506	1,375	1,375	32	.....	United States.....				
Total.....	.....	1,506	1,375	1,803	3,090	.....	.....	444	597	377	1,255
RECAPITULATION.											
British Empire.....	.....	.....	.....	1,803	3,058	.....	RECAPITULATION.				
Foreign Countries.....	.....	1,506	1,375	.....	32	.....	British Empire.....				
							.....	444	597	377	1,239
											16

WORSTED TOPS, MADE FROM SUCH WOOLS AS ARE MENTIONED IN THE PRECEDING ITEM. (Dutiable.)

	\$	\$	\$	\$	\$	\$	\$	\$	\$	\$
United Kingdom.....	1,928	.....	.....	.....	609	RECAPITULATION.				
United States.....	.....	.....	.....	.....	4,496	British Empire.....				
Total.....	1,928	.....	420	420	5,105	Foreign Countries.....				
						1,928	.....	420	.....	609
										4,496

No. 19—IMPORTS for Consumption, by Articles and Countries, during Fiscal Years ended March 31, 1914-1918—*Con.*

Imported from —	1914	1915	1916	1917	1918	1919
United Kingdom.....	3,429,650	3,795,798	9,192,059	5,459,791	2,007,731	1,008,679
British Africa, South.....	256,114	95,569	34,710	102,454	890,329	491,089
British East Indies—						
India.....	13,146	71,266	.....	60,938	.....	18,306
British Oceania—						
Australia.....	339,642	215,400	653,774	659,071	3,036,800	251,306
New Zealand.....	871,515	1,186,536	3,858,009	1,074,059	3,071,302	634,357
British West Indies.....	.....	.....	.....	4,543	862	780
Newfoundland.....	.....	65	.....	.....	186	131
Argentina Republic.....	81,589	17,670	1,754,345	988,952	.....	143
Belgium.....	15,031	.....	.....	.....	2,960	322,891
Chile.....	.....	.....	83,600	.....	.....	.....
Denmark.....	.....	.....	.....	3,759	21,598	.....
France.....	688,204	264,582	44,162	242,640	92,803	176
Germany.....	147,812	21,435	.....	31,754	4,556	.....
Italy.....	84,385	32,010	.....	15,170	4,992	8,865
Netherlands.....	4,190	.....	.....	909	.....	.....
Russia.....	30,406	15,200	.....	5,791	2,979	.....
United States.....	776,350	7,460,638	5,357,199	5,041,437	2,094,627	1,646,397
Uruguay.....	.....	19,717	162,371	.....	5,324	.....
Total.....	7,252,119	13,193,986	21,140,729	14,581,159	3,717,039	6,167,345
RECAPITULATION.						
British Empire.....	5,410,067	5,362,744	13,739,152	8,530,866	4,929,899	4,530,948
Foreign Countries.....	1,842,052	7,831,242	7,401,577	6,050,293	3,069,385	2,792,391
.....	.....	.....	.....	.....	1,378,005	1,646,397
.....	.....	.....	.....	.....	494,084	.....

\* TEXTILES—Continued.

WOOL—Continued.

WOOL AND THE HAIR OF THE CAMEL, ALPACA, GOAT, AND OTHER LIKE ANIMALS, NOT FURTHER PREPARED THAN WASHED, N O P. (Free.)

Imported from —	1914	1915	1916	1917	1918	1919
United Kingdom.....	1,014,157	1,108,157	3,393,914	2,490,973	1,008,679	.....
British Africa, South.....	38,855	15,100	6,451	26,864	491,089	.....
British East Indies—						
India.....	1,534	14,648	.....	18,306	.....	.....
British Oceania—						
Australia.....	96,473	52,284	236,304	251,306	1,574,664	.....
New Zealand.....	236,986	316,340	1,293,230	634,357	1,446,242	.....
British West Indies.....	.....	.....	.....	780	131	.....
Newfoundland.....	.....	16	.....	.....	143	.....
Argentina Republic.....	20,010	5,213	600,250	322,891	.....	.....
Belgium.....	2,960	.....	.....	.....	.....	.....
Chile.....	.....	.....	21,598	.....	.....	.....
Denmark.....	3,759	.....	.....	176	.....	.....
France.....	242,640	92,803	20,577	.....	.....	.....
Germany.....	31,754	4,556	.....	.....	.....	.....
Italy.....	15,170	4,992	.....	8,865	.....	.....
Netherlands.....	909	.....	.....	.....	.....	.....
Russia.....	5,791	2,979	.....	.....	.....	.....
United States.....	171,001	2,094,627	2,373,292	2,400,459	1,646,397	.....
Uruguay.....	.....	5,324	53,668	.....	.....	.....
Total.....	1,872,089	3,717,039	7,999,284	6,224,967	6,167,345	.....
RECAPITULATION.						
British Empire.....	1,378,005	1,506,545	4,929,899	3,432,576	4,530,948	.....
Foreign Countries.....	494,084	2,210,494	3,069,385	2,792,391	1,646,397	.....

WOOL WASTE, IN THE WHITE, GARNETTED, FOR THE MANUFACTURE OF WOOLEN GOODS. (Free.)

Imported from —	1914	1915	1916	1917	1918	1919
United Kingdom.....	3,429,650	3,795,798	9,192,059	5,459,791	2,007,731	1,008,679
British Africa, South.....	256,114	95,569	34,710	102,454	890,329	491,089
British East Indies—						
India.....	13,146	71,266	.....	60,938	.....	18,306
British Oceania—						
Australia.....	339,642	215,400	653,774	659,071	3,036,800	251,306
New Zealand.....	871,515	1,186,536	3,858,009	1,074,059	3,071,302	634,357
British West Indies.....	.....	.....	.....	4,543	862	780
Newfoundland.....	.....	65	.....	.....	186	131
Argentina Republic.....	81,589	17,670	1,754,345	988,952	.....	143
Belgium.....	15,031	.....	.....	.....	2,960	322,891
Chile.....	.....	.....	83,600	.....	.....	.....
Denmark.....	.....	.....	.....	3,759	21,598	.....
France.....	688,204	264,582	44,162	242,640	92,803	176
Germany.....	147,812	21,435	.....	31,754	4,556	.....
Italy.....	84,385	32,010	.....	15,170	4,992	8,865
Netherlands.....	4,190	.....	.....	909	.....	.....
Russia.....	30,406	15,200	.....	5,791	2,979	.....
United States.....	776,350	7,460,638	5,357,199	5,041,437	2,094,627	1,646,397
Uruguay.....	.....	19,717	162,371	.....	5,324	.....
Total.....	7,252,119	13,193,986	21,140,729	14,581,159	3,717,039	6,167,345
RECAPITULATION.						
British Empire.....	5,410,067	5,362,744	13,739,152	8,530,866	4,929,899	4,530,948
Foreign Countries.....	1,842,052	7,831,242	7,401,577	6,050,293	3,069,385	2,792,391

WOOL WASTE, IN THE WHITE, GARNETTED, FOR THE MANUFACTURE OF WOOLEN GOODS. (Free.)

Imported from —	1914	1915	1916	1917	1918	1919
United Kingdom.....	3,429,650	3,795,798	9,192,059	5,459,791	2,007,731	1,008,679
British Africa, South.....	256,114	95,569	34,710	102,454	890,329	491,089
British East Indies—						
India.....	13,146	71,266	.....	60,938	.....	18,306
British Oceania—						
Australia.....	339,642	215,400	653,774	659,071	3,036,800	251,306
New Zealand.....	871,515	1,186,536	3,858,009	1,074,059	3,071,302	634,357
British West Indies.....	.....	.....	.....	4,543	862	780
Newfoundland.....	.....	65	.....	.....	186	131
Argentina Republic.....	81,589	17,670	1,754,345	988,952	.....	143
Belgium.....	15,031	.....	.....	.....	2,960	322,891
Chile.....	.....	.....	83,600	.....	.....	.....
Denmark.....	.....	.....	.....	3,759	21,598	.....
France.....	688,204	264,582	44,162	242,640	92,803	176
Germany.....	147,812	21,435	.....	31,754	4,556	.....
Italy.....	84,385	32,010	.....	15,170	4,992	8,865
Netherlands.....	4,190	.....	.....	909	.....	.....
Russia.....	30,406	15,200	.....	5,791	2,979	.....
United States.....	776,350	7,460,638	5,357,199	5,041,437	2,094,627	1,646,397
Uruguay.....	.....	19,717	162,371	.....	5,324	.....
Total.....	7,252,119	13,193,986	21,140,729	14,581,159	3,717,039	6,167,345
RECAPITULATION.						
British Empire.....	5,410,067	5,362,744	13,739,152	8,530,866	4,929,899	4,530,948
Foreign Countries.....	1,842,052	7,831,242	7,401,577	6,050,293	3,069,385	2,792,391



## SESSIONAL PAPER No. 10b

## YARN, MOHAIR. (Free.)

United Kingdom.....	Lb.	2,750	Lb.	5,556	Lb.	3,671	Lb.	2,455	Lb.	1,333	\$	1,942	\$	3,316	\$	2,680	\$	1,914	\$	1,970
Germany.....		100		88		1,073		7,398		1,055		86		183		1,002		5,598		1,365
United States.....				228																
Total.....		2,850		5,872		4,744		9,853		2,388		2,028		3,572		3,682		7,512		3,335
RECAPITULATION.																				
British Empire.....		2,750		5,556		3,671		2,455		1,333		1,942		3,316		2,680		1,914		1,970
Foreign Countries.....		100		316		1,073		7,398		1,055		86		256		1,002		5,598		1,365

## YARN SPUN FROM THE HAIR OF THE ALPACA. (Free.)

United Kingdom.....	Lb.	690	Lb.	6,416	Lb.	24	Lb.	10,377	Lb.	233	\$	228	\$	50	\$	7,128	\$	18,314
United States.....				233				444								268		1,050
Total.....		690				24		10,821				228		20		7,396		19,424
RECAPITULATION.																		
British Empire.....		690				24		10,377						20		7,128		18,314
Foreign Countries.....								444				228				268		1,050

## YARN, WOOL OR WORSTED, GENAPPED, DYED AND FINISHED, FOR THE MANUFACTURE OF BRAIDS, CORDS, TASSELS AND FRINGES. (Free.)

United Kingdom.....	Lb.	17,659	Lb.	16,986	Lb.	16,968	Lb.	11,572	Lb.	1,135	\$	9,574	\$	8,331	\$	11,575	\$	10,635	\$	1,630
France.....		110		191		4,802		1,716		119		492		172		2,932		1,585		126
United States.....		74										90								
Total.....		20,165		17,177		21,770		13,288		1,254		11,037		8,503		14,537		12,220		1,756
RECAPITULATION.																				
British Empire.....		17,659		16,986		16,968		11,572		1,135		9,574		8,331		11,575		10,635		1,630
Foreign Countries.....		2,506		191		4,802		1,716		119		1,463		172		2,932		1,585		126

## YARNS, COMPOSED WHOLLY OR IN PART OF WOOL, WORSTED, THE HAIR OF THE GOAT OR LIKE ANIMAL, N.O.P., COSTING THIRTY CENTS PER POUND OR OVER, WHEN IMPORTED ON THE COF, CONE OR TUBE, OR IN THE HANK, FOR THE MANUFACTURE OF WOOLEN GOODS. (Dutiable.)

United Kingdom.....	Lb.	3,937,786	Lb.	1,834,010	Lb.	1,501,922	Lb.	2,652,701	Lb.	1,642,859	\$	2,223,493	\$	1,151,536	\$	1,084,083	\$	2,287,782	\$	1,971,984
Belgium.....		7,146		4,908								5,073		2,963						
France.....		38,753		23,616								23,754		14,377						
Germany.....		24,948		141								20,997		45						
United States.....		21,646		45,896		600,176		783,069		428,955		10,288		29,536		550,376		894,756		738,709
Total.....		4,030,279		1,908,661		2,102,098		3,435,770		2,071,814		2,284,205		1,198,457		1,634,459		3,182,538		2,710,693
RECAPITULATION.																				
British Empire.....		3,937,786		1,834,010		1,501,922		2,652,701		1,642,859		2,223,493		1,151,536		1,084,083		2,287,782		1,971,984
Foreign Countries.....		92,493		74,651		600,176		783,069		428,955		60,712		46,921				894,756		738,709

No. 19—Imports for Consumption, by Articles and Countries, during Fiscal Years ended March 31, 1914-1918—*Con.*

Imported from—	1914	1915	1916	1917	1918	Imported from—	1914	1915	1916	1917	1918
----------------	------	------	------	------	------	----------------	------	------	------	------	------

TEXTILES—Continued.											
WOOL—Concluded.											
YARNS, WOOLEN AND WORSTED, N.O.P. (Dutiable.)											
	Lb.	Lb.	Lb.	Lb.	Lb.		\$	\$	\$	\$	\$
United Kingdom.....	407,671	355,135	328,212	547,771	373,623	United Kingdom.....	222,424	219,346	287,642	608,157	505,243
Denmark.....	9	0	0	0	0	Denmark.....	8	8	0	0	0
France.....	4,497	1,889	723	1,301	151	France.....	4,285	2,761	1,236	2,053	933
Germany.....	58,985	27,143	0	4	20	Germany.....	36,649	16,443	7	5	28
Japan.....	12	4	0	0	0	Japan.....	11	2	0	0	0
Netherlands.....	0	0	0	0	0	Netherlands.....	0	0	0	0	0
Switzerland.....	0	181	0	0	0	Switzerland.....	153	133	0	0	0
United States.....	4,300	19,207	28,641	26,790	30,579	United States.....	3,758	10,334	20,352	25,352	44,753
Total.....	475,474	403,559	357,582	575,866	404,373	Total.....	267,135	249,039	306,237	635,567	550,957
RECAPITULATION.						RECAPITULATION.					
British Empire.....	407,671	355,135	328,212	547,771	373,623	British Empire.....	222,424	219,346	287,642	608,157	505,243
Foreign Countries.....	67,803	48,424	29,370	28,095	30,750	Foreign Countries.....	44,711	29,693	21,595	27,410	45,714

OTHER FABRICS AND MANUFACTURES, N.O.P. (Dutiable.)											
	\$	\$	\$	\$	\$		\$	\$	\$	\$	\$
United Kingdom.....	8,742,437	5,886,908	5,898,960	9,330,631	5,685,631	Japan.....	163	472	979	1,962	1,457
British East Indies—						Netherlands.....	16,370	25,762	2,508	87	0
British West Indies.....	0	0	33	87	0	Russia.....	990	0	0	0	0
Hong Kong.....	0	0	27	0	0	Spain.....	0	1,620	0	0	1,115
Australia.....	6,993	1,362	7	8	0	Sweden.....	5,920	7,392	2,269	666	0
Austria-Hungary.....	81,494	26,689	4,882	1,056	0	Switzerland.....	197,271	515,211	1,945,152	2,824,025	1,733,732
Belgium.....	0	0	0	100	0	United States.....	10,115,541	6,965,040	7,908,429	12,171,340	7,438,471
China.....	0	0	0	0	0	Total.....	8,742,437	5,886,924	5,899,027	9,330,726	5,685,631
Denmark.....	826,604	392,561	51,535	21,252	16,316	RECAPITULATION.	1,373,104	1,078,116	2,009,402	2,850,614	1,732,840
France.....	0	2	505	1,088	50	British Empire.....	8,742,437	5,886,924	5,899,027	9,330,726	5,685,631
St. Pierre and Miquelon.....	235,841	107,045	1,269	378	170	Foreign Countries.....	1,373,104	1,078,116	2,009,402	2,850,614	1,732,840
Germany.....	0	0	0	0	0	Total.....	10,115,541	6,965,040	7,908,429	12,171,340	7,438,471
Greece.....	1,457	0	303	0	0	RECAPITULATION.					
Italy.....	0	0	0	0	0	British Empire.....	8,742,437	5,886,924	5,899,027	9,330,726	5,685,631

TOTAL WOOL. (Dutiable and Free.)											
	\$	\$	\$	\$	\$		\$	\$	\$	\$	\$
United Kingdom.....	26,178,209	18,274,599	20,551,252	30,505,618	22,945,222	Germany.....	998,087	306,657	2,223	1,495	50
British Africa, South.....	38,855	15,100	6,451	26,864	491,089	Greece.....	58	58	1,269	9,243	200
British East Indies—						Italy.....	21,963	5,335	2,792	8,629	21,458
India.....	4,338	15,022	1,740	20,666	5,155	Japan.....	1,778	3,989	5,376	0	0

[illegible]

# YARN OF LINEN OR COTTON FOR THE MANUFACTURE OF MEASURING TAPE LINES. (Dutiable.)

	Lb.	Lb.	Lb.	Lb.	\$	\$	\$	\$
United Kingdom.....	2,640				1,407			
United States .....	3,253	1,611	1,441	4,447	1,175	390	334	2,049
Total.....	5,893	1,611	1,441	4,447	2,582	390	334	1,911
<b>RECAPITULATION.</b>								
British Empire.....	2,640				1,407			
Foreign Countries.....	3,253	1,611	1,441	4,447	1,175	390	334	2,049
<b>RECAPITULATION.</b>								
United Kingdom.....								
United States .....								
Total.....				3,768				
<b>RECAPITULATION.</b>								
British Empire.....								
Foreign Countries.....				3,768				

YARN, THREAD AND FILAMENTS OF ARTIFICIAL AND IMITATION SILK, PRODUCED FROM A FORM OF CELLULOSE, OBTAINED BY CHEMICAL PROCESSES FROM COTTON OR WOOL, FOR THE MANUFACTURE OF KNITTED, WOVEN OR BRAIDED FABRICS. (Free.)

	Lb.	Lb.	Lb.	Lb.	Lb.	£	£	£	£	£
United Kingdom.....	55,028	37,661	101,911	206,376	87,527	76,940	49,032	152,780	427,430	216,356
Belgium.....	40,355	36,248		100		52,237	46,603			
France.....	60	1,315			1,003	97	1,603		404	
Germany.....	10,555	1,045				13,624	1,546			
Italy.....			25,763	1,600				41,116		
Netherlands.....		143		1,250			202		4,041	
Switzerland.....				1,657					1,740	
United States.....	23,954	51,736	55,004	65,890	72,563	36,561	90,653	125,851	207,172	259,143
Total.....	129,932	128,148	183,278	276,873	160,090	179,459	190,289	319,717	645,094	476,099
RECAPITULATION.										
British Empire.....	55,028	37,661	101,911	206,376	87,527	76,940	49,032	152,780	427,430	216,356
Foreign Countries.....	74,954	90,487	81,367	70,497	72,563	102,519	140,607	166,937	217,664	259,143

No. 19—IMPORTS for Consumption, by Articles and Countries, during Fiscal Years ended March 31, 1914-1918—*Con.*

Imported from —	1914	1915	1916	1917	1918	Imported from —	1914	1915	1916	1917	1918
United Kingdom.....	56,408,337	39,914,425	38,880,372	59,575,252	43,376,242	Germany.....	2,339,381	837,516	6,854	2,914	\$ 50
British Africa, East.....	3,765	13,052	6,451	26,864	507,622	German Africa.....	51,710	113,305			256
" " South.....	38,855	16,680				Greece.....	58		1,369		256
British East Indies—						Italy.....	106,100	74,221	140,925	256,003	129,817
India.....	2,752,457	1,502,842	2,423,521	3,854,670	4,012,410	Japan.....	607,438	557,130	1,180,106	2,273,033	3,898,729
Strata Settlements.....	94				202	Mexico.....	171,777	52,014	39,817	71,133	
Other.....	102	61	30		12	Netherlands.....	55,874	63,931	19,719	10,850	3,880
British Guinea.....						Dutch East Indies.....	1,363	3,323			
British Oceania—						Norway.....	1,855	1,065	3,382	4,161	
Australia.....	96,542	53,043	236,383	264,072	1,574,664	Persia.....	10,488	6,007	3,668		32,411
New Zealand.....	234,613	336,588	1,308,272	660,465	2,134,534	Portugal.....	17,452	10,316	20,210	45,676	10,368
British West Indies.....	3,284	215	395	827	1,931	Azores and Madeira.....	4,527	1,358	3,940	19,991	8,433
Egypt and Sudan.....			1,039	5		Russia.....	23,522	16,639		7,112	2,183
Hong Kong.....	12,181	9,492	5,963	9,892	20,452	Spain.....	505	24	4,765		
Malta.....	475	38		114	87	Sweden.....	1,589	1,783	233		
Newfoundland.....	281	2,589	126	187	589	Switzerland.....	3,324,907	3,390,197	2,835,719	3,446,290	2,252,711
Argentina Republic.....	21,962	5,213	600,250	322,891		Turkey.....	82,456	32,937			
Austria-Hungary.....	373,710	153,845	248			United States.....	29,159,058	27,362,123	40,689,947	62,519,710	79,810,187
Belgium.....	319,291	152,319	5,987	1,055		Hawaii.....		5			4
Chile.....			21,598			Philippine Islands.....		3,878	11,268		
China.....	108,680	58,733	170,839	266,659	336,440	Uruguay.....		5,324	53,668		
Cuba.....	36					Total.....	100,562,444	76,992,351	90,274,629	135,440,824	144,513,469
Denmark.....	5,627	5	852			RECAPITULATION.					
Ecuador.....					596	British Empire.....	59,551,246	41,849,025	42,862,512	64,392,378	56,628,745
Egypt and Sudan.....	4,233	1,233				Foreign Countries.....	41,011,198	35,143,336	47,412,117	21,048,446	87,884,724
France.....	4,217,679	2,238,360	1,546,850	1,786,847	1,398,669						
French Africa.....		510	3								
St. Pierre and Miquelon.....		2									

TOBACCO.  
UNMANUFACTURED. (Free.)

	Lb.	Lb.	Lb.	Lb.	Lb.		\$	\$	\$	\$	\$
United Kingdom.....	97,806	124,419	95,937	43,087	6,280	United Kingdom.....	29,641	30,226	27,040	20,476	4,895
British Africa, South.....	7,936					British Africa, South.....	1,382				
British West Indies.....						British West Indies.....			427		
Belgium.....	7,897	31,351	2,280			Belgium.....	1,144	5,097			
Bulgaria.....	597					Bulgaria.....	91				
China.....	696				9	China.....	122				1
Cuba.....	894,168	542,487	620,498	738,293	981,697	Cuba.....	414,623	214,134	211,543	330,226	484,814
Germany.....	839,201	521,878	90,540	8,631		Germany.....	187,421	144,027	44,681	1,627	3
Mexico.....	33,099			2,081	12	Mexico.....	107,953		78,893	80,261	139,627
Netherlands.....	197,592	220,544	200,668	118,476	83,129	Netherlands.....		98,411			



## SESSIONAL PAPER No. 106

Turkey.....	4,012	17,155,278	19,806,720	16,792,089	16,750,827	Turkey.....	1,040	4,236,593	4,262,023	4,596,255	6,005,608
United States.....	15,515,446	17,598,449	18,595,957	20,834,672	17,702,637	United States.....	4,353,184	4,718,488	4,624,607	5,029,355	6,634,918
Total.....	17,598,449	18,595,957	20,834,672	17,702,637	17,824,917	Total.....	5,109,641	4,718,488	4,624,607	5,029,355	6,634,918
RECAPITULATION.											
British Empire.....	105,742	124,419	98,246	43,087	6,250	British Empire.....	31,033	30,226	27,467	20,476	4,895
Foreign Countries.....	17,492,707	18,471,538	20,736,426	17,659,556	17,818,667	Foreign Countries.....	5,078,608	4,688,262	4,597,140	5,008,879	6,630,033

## MANUFACTURED.

CIGARETTES. (Dutiable.)

United Kingdom.....	Lb.	Lb.	Lb.	Lb.	Lb.	United Kingdom.....	\$	\$	\$	\$	\$
British West Indies.....	58,670	33,406	25,377	16,811	20,494	British West Indies.....	132,118	77,301	66,257	51,001	68,636
Egypt and Sudan.....	1	77	62	3,566	1,049	Egypt and Sudan.....	2	79	35	8,974	4,219
Hong Kong.....	17	7	1,593			Hong Kong.....	37	13	4,151		
Malta.....	697	359	196	113	18	Malta.....	1,149	585	364	180	40
Austria-Hungary.....	25					Austria-Hungary.....	23				
Belgium.....	94	33				Belgium.....	319	112			
Cuba.....	1,067	590	368	47	169	Cuba.....	4,398	1,727	1,200	65	250
Egypt and Sudan.....	15,418	7,105				Egypt and Sudan.....	37,882	17,147			
France.....	541	624	26	13		France.....	670	787	36	18	
French Africa.....		168				French Africa.....		120			
St. Pierre and Miquelon.....						St. Pierre and Miquelon.....					122
Germany.....	53	54				Germany.....	140	162			
Mexico.....	157	55	11	29	33	Mexico.....	78	32	6	17	19
Netherlands.....	5					Netherlands.....	10				
Russia.....	121	46	38	40	30	Russia.....	142	68	46	35	28
Switzerland.....		12				Switzerland.....		26			
Turkey.....	48	96	38			Turkey.....	260	157	223		
United States.....	2,977	1,707	2,513	1,779	1,165	United States.....	10,860	5,484	6,751	5,870	3,461
Philippine Islands.....	44					Philippine Islands.....	9				
Total.....	79,875	44,339	30,222	22,398	23,698	Total.....	188,097	103,800	79,069	67,060	76,805
RECAPITULATION.											
British Empire.....	59,325	33,849	27,228	20,490	22,161	British Empire.....	133,306	77,978	70,807	61,055	72,925
Foreign Countries.....	20,550	19,490	2,994	1,908	1,537	Foreign Countries.....	54,791	25,822	8,262	6,005	3,880

## CIGARS. (Dutiable.)

United Kingdom.....	Lb.	Lb.	Lb.	Lb.	Lb.	United Kingdom.....	\$	\$	\$	\$	\$
British East Indies.....	1,297	1,207	594	506	401	British East Indies.....	4,522	3,662	1,772	1,896	1,566
India.....	128	36	27	80	43	India.....	54			298	15
British West Indies.....	976	436	223	239	173	British West Indies.....	4,228	1,476	649	785	583
Hong Kong.....	255	326	5	112		Hong Kong.....	633	857	6	256	
Malta.....		26				Malta.....		59			45
Austria-Hungary.....	44					Austria-Hungary.....	59				
Belgium.....	276	6				Belgium.....	730	4			
China.....	28	51	169	27		China.....	107	55	751	194	
Cuba.....	138,992	87,188	48,610	45,329	34,199	Cuba.....	601,026	369,712	213,564	211,111	166,644



## SESSIONAL PAPER No. 10b

## SNUFF. (Dutiable.)

	Lb.	Lb.	Lb.	Lb.	Lb.	Lb.	\$	\$	\$	\$	\$
United Kingdom.....	1,527	1,232	1,326	1,562	1,421	United Kingdom.....	1,220	1,051	839	1,159	1,894
Austria-Hungary.....	8					Austria-Hungary.....	9				
France.....	1,651	1,430	1,375	2,366	1,321	France.....	669	574	544	557	556
Italy.....	204	102	204	102	204	Italy.....	108	33	107	54	108
Netherlands.....						Netherlands.....					
Roumania.....	308	110				Roumania.....	53	30			
United States.....	5,077	3,407	4,398	3,697	3,403	United States.....	1,889	1,204	1,875	1,555	1,565
Total.....	8,775	6,281	7,303	7,727	6,349	Total.....	3,931	2,902	3,365	3,725	4,123
RECAPITULATION.						RECAPITULATION.					
British Empire.....	1,527	1,232	1,326	1,562	1,421	British Empire.....	1,230	1,051	839	1,159	1,894
Foreign Countries.....	7,248	5,049	5,977	6,165	4,928	Foreign Countries.....	2,721	1,851	2,526	2,566	2,229

## OTHER MANUFACTURED TOBACCO. (Dutiable.)

	Lb.	Lb.	Lb.	Lb.	Lb.		\$	\$	\$	\$	\$
United Kingdom.....	73,962	47,350	69,483	40,021	64,334	United Kingdom.....	63,607	41,778	74,299	52,315	106,823
Hong Kong.....	120	135	209		53	Hong Kong.....	53	40	62		
Cuba.....		330				Cuba.....		139			
France.....						France.....					
Netherlands.....		20				Netherlands.....		3			
Roumania.....						Roumania.....					
United States.....	154,788	79,506	62,596	66,043	63,539	United States.....	74,381	43,948	33,247	31,427	28,283
Total.....	228,870	127,341	132,288	106,064	127,873	Total.....	138,041	85,908	107,608	83,742	135,106
RECAPITULATION.						RECAPITULATION.					
British Empire.....	73,962	47,485	69,692	40,021	64,334	British Empire.....	63,607	41,818	74,361	52,315	106,823
Foreign Countries.....	154,908	79,856	62,596	66,043	63,539	Foreign Countries.....	74,434	44,090	33,247	31,427	28,283

## RECAPITULATION—TOBACCO. (Dutiable and Free.)

	Lb.	Lb.	Lb.	Lb.	Lb.		\$	\$	\$	\$	\$
United Kingdom.....	701,166	482,270	537,329	374,908	366,920	United Kingdom.....	787,356	465,174	699,938	602,923	750,299
British Africa, South.....	7,496	500	155	297	100	British Africa, South.....	1,382	251	82	143	49
British East Indies—						British East Indies—					
India.....	128	36	97			India.....	54	8	8	298	15
British West Indies.....	977	507	2,584	929	173	British West Indies.....	1,111	1,565	1,111	785	583
Egypt and Sudan.....			1,593	3,563		Egypt and Sudan.....		4,151	4,151	8,974	4,249
Hong Kong.....	14,616	15,563	19,220	18,107	18,114	Hong Kong.....	3,337	5,493	4,857	3,794	6,538
Malta.....	747	510	296	113	36	Malta.....	1,221	712	440	180	85
Newfoundland.....	50					Newfoundland.....	30				
Austria-Hungary.....	2,610	1,086				Austria-Hungary.....	1,392	654			
Belgium.....	8,296	31,390				Belgium.....	2,103	5,213			
Bulgaria.....	15,597					Bulgaria.....	91				
China.....	15,457	12,869	13,904	11,434	7,966	China.....	3,861	3,696	4,416	3,348	2,528
Cuba.....	1,035,029	630,786	678,478	783,714	1,019,173	Cuba.....	1,020,452	585,802	426,307	541,430	651,776

No. 19—Imports for Consumption, by Articles and Countries, during Fiscal Years ended March 31, 1914-1918—*Con.*

Imported from—	1914	1915	1916	1917	1918	Imported from—	1914	1915	1916	1917	1918
RECAPITULATION—TOBACCO—Concluded.											
Egypt and Sudan.....	Lb.	Lb.	Lb.	Lb.	Lb.	Egypt and Sudan.....	\$	\$	\$	\$	\$
France.....	17,268	7,105	1,841	3,699	1,651	France.....	40,426	17,147	809	1,771	780
French Africa.....	5,871	3,830	1,841	3,699	1,651	French Africa.....	4,389	2,340	.....	.....	.....
St. Pierre and Miquelon.....	168	168	337	147	559	St. Pierre and Miquelon.....	197,348	126	151	65	96
Germany.....	853,295	528,358	99,540	8,631	204	Germany.....	114	147,694	44,681	1,627	105
Italy.....	207	102	204	102	170	Italy.....	1,200	53	907	54	.....
Japan.....	342	249	11	2,169	194	Japan.....	13,948	830	.....	.....	60
Mexico.....	33,653	242	11	2,169	194	Mexico.....	108,089	518	6	554	83
Netherlands.....	197,675	221,041	201,024	118,499	83,129	Netherlands.....	720	99,120	79,702	80,306	139,627
Roumania.....	1,229	826	38	40	30	Roumania.....	858	993	46	35	25
Russia.....	949	839	14	38	31	Russia.....	1,300	31	.....	.....	.....
Switzerland.....	.....	14	38	38	31	Switzerland.....	4,700,772	353	223	.....	.....
Turkey.....	4,060	196	20,140,142	17,174,106	17,204,428	Turkey.....	4,438	4,460,495	4,481,841	4,815,462	6,318,511
United States.....	16,026,399	17,507,796	20,140,142	17,174,106	17,204,428	United States.....	30	2,133	1,013	789	182
Hawaii.....	9	2,008	876	803	187	Hawaii.....	22	.....	3	.....	.....
Philippine Islands.....	4,402	.....	1	.....	.....	Philippine Islands.....	.....	.....	.....	.....	.....
Porto Rico.....	8	.....	.....	.....	.....	Porto Rico.....	.....	.....	.....	.....	.....
Total.....	18,933,346	19,448,705	21,697,638	18,495,854	18,708,726	Total.....	6,893,218	5,801,378	5,752,862	6,002,538	7,875,796
RECAPITULATION.											
British Empire.....	725,620	499,386	561,204	392,570	387,035	British Empire.....	797,620	473,193	710,587	617,097	761,818
Foreign Countries.....	18,207,726	18,949,319	21,136,434	18,103,284	18,321,691	Foreign Countries.....	6,101,598	5,328,185	5,042,275	5,475,441	7,113,978
TOBACCO PIPES OF ALL KINDS, PIPE MOUNTS, CIGAR AND CIGARETTE HOLDERS, AND CASES FOR SAME, SMOKERS' SETS AND CASES THEREFOR AND TOBACCO POUCHES. (Durable.)											
United Kingdom.....	\$	\$	\$	\$	\$	Japan.....	\$	\$	\$	\$	\$
British Africa, South.....	394,741	205,892	127,661	225,708	218,037	British Africa, South.....	576	411	360	1,585	3,111
British Oceania.....	28	.....	.....	.....	.....	British Oceania.....	64	431	.....	.....	.....
Australia.....	83	.....	.....	238	206	Australia.....	203	81	92	.....	.....
Hong Kong.....	77	93	57	6	1	Hong Kong.....	65,667	44,107	116,480	486,116	458,717
Austria-Hungary.....	170,989	53,448	88	6	1	Austria-Hungary.....	869,802	400,079	307,877	891,971	831,801
Belgium.....	903	1,045	31	11	1	Belgium.....	.....	.....	.....	.....	.....
China.....	185	86	.....	.....	.....	China.....	.....	.....	.....	.....	.....
Cuba.....	4,983	80,559	29,554	88,307	121,699	Cuba.....	.....	.....	.....	.....	.....
France.....	199,209	9,404	3,554	.....	.....	France.....	.....	.....	.....	.....	.....
Germany.....	22,703	4,322	.....	.....	.....	Germany.....	.....	.....	.....	.....	.....
Italy.....	9,391	.....	.....	.....	.....	Italy.....	.....	.....	.....	.....	.....
RECAPITULATION.											
British Empire.....	725,620	499,386	561,204	392,570	387,035	British Empire.....	394,929	205,985	127,718	225,946	248,243
Foreign Countries.....	18,207,726	18,949,319	21,136,434	18,103,284	18,321,691	Foreign Countries.....	474,873	194,091	180,159	576,025	583,561



SESSIONAL PAPER No. 10b

## TORTOISE AND OTHER SHELLS, UNMANUFACTURED. (Free.)

	\$	\$	\$	\$	\$	\$	\$	\$	\$	\$
United Kingdom.....	30									
British West Indies.....		10								
France.....		120		176		31				
Germany.....	40					11				
United States.....	18,970		12,425	12,949	21,163	19,557		30	86	31
Total.....	19,040	12,514	13,079	21,339	21,339	19,599		19,010	12,428	19,565

## TRUNKS, VALISES, HAT-BOXES, CARPET BAGS AND TOOL BAGS. (Dutiable.)

	\$	\$	\$	\$	\$	\$	\$	\$	\$	\$
United Kingdom.....	31,757	16,833	7,246	7,821	4,743			2,371	1,502	1,798
British West Indies.....					7					
Hong Kong.....	39	16	48		16					
Newfoundland.....	15									
Austria-Hungary.....	67	31						13	47,317	55,129
Belgium.....	1	5						113,590	30,706	40,002
China.....										
Cuba.....		5			3			149,870	39,847	64,852
France.....	631	77	35	100						
Germany.....	1,379	185						31,811	7,294	7,821
Italy.....	7							118,059	32,553	57,051
Total.....										
Japan.....										
Netherlands.....										
Sweden.....										
United States.....										
Total.....										
RECAPITULATION.										
British Empire.....										
Foreign Countries.....										
Total.....										

## TRUSSES, SURGICAL, FESSARIES AND SUSPENSORY BANDAGES. (Dutiable.)

	\$	\$	\$	\$	\$	\$	\$	\$	\$	\$
United Kingdom.....	12,517	5,928	3,631	4,145	2,453					
France.....	12,985	532	669	1,150	263					
Germany.....	429	108								
Switzerland.....			84							
United States.....	49,321	37,615	38,282	56,077	52,777			12,517	5,928	2,453
Total.....	63,252	44,183	42,766	60,372	55,493			50,735	38,255	53,040

## TURTLES. (Free.)

	\$	\$	\$	\$	\$	\$	\$	\$	\$	\$
United Kingdom.....										
Hong Kong.....	10	3			40					
Newfoundland.....					6					
United States.....	2,935	2,647	2,790	2,842	2,842			10	2,647	46
Total.....	2,945	2,650	2,790	2,842	2,888			2,935	2,790	2,842

No. 19—Imports for Consumption, by Articles and Countries, during Fiscal Years ended March 31, 1914-1918—*Con.*

Imported from—	1914	1915	1916	1917	1918	Imported from—	1914	1915	1916	1917	1918
TYPEWRITERS, TYPE TABLETS WITH MOVABLE FIGURES, AND MUSICAL INSTRUMENTS, WHEN IMPORTED BY AND FOR USE OF SCHOOLS FOR THE BLIND. (Free.)											
United Kingdom.....	\$ 36	\$ 12				RECAPITULATION, British Empire..... Foreign Countries.....	\$	\$	\$	\$	\$
United States.....	83	28	64	30	425		36	12			
Total.....	119	40	64	30	425		83	28	64	30	425

## VEHICLES AND VESSELS.

## VEHICLES.

## AUTOMOBILES AND MOTOR VEHICLES OF ALL KINDS. (Dutiable.)

United Kingdom.....	No. 399	No. 299	No. 29	No.	No.	RECAPITULATION.	\$	\$	\$	\$	\$
Belgium.....	25	18					621,979	252,898	25,502		
France.....	5,864	5,158	8,026				63,310	43,724			
United States.....							6,528,086	4,591,182	5,065,827		
Total.....	6,288	5,476	8,055				7,213,375	4,888,704	5,080,329		
RECAPITULATION.							RECAPITULATION.				
British Empire.....	399	299	29			RECAPITULATION.	\$	\$	\$	\$	\$
Foreign Countries.....	5,889	5,177	8,026				621,979	252,898	25,502		
							6,591,396	4,635,806	5,065,827		

## AUTOMOBILES—FREIGHT. (Dutiable.)

United Kingdom.....	No.	No.	No.	No.	No.	RECAPITULATION.	\$	\$	\$	\$	
United States.....					904		United Kingdom.....				423,824
Total.....				327	964		United States.....				1,275,179
RECAPITULATION.							Total.....				423,824
British Empire.....						RECAPITULATION.	\$	\$	\$	\$	
Foreign Countries.....				327	904		British Empire.....				423,824
							Foreign Countries.....				1,275,179



No. 19—Imports for Consumption, by Articles and Countries, during Fiscal Years ended March 31, 1914-1918—*Con.*

Imported from—	1914	1915	1916	1917	1918	Imported from—	1914	1915	1916	1917	1918
United Kingdom .....	\$ 14,018	\$ 24,209	\$ 26,245	\$ 32,365	\$ 19,942	RECAPITULATION. British Empire .....	\$	\$	\$	\$	\$
Germany .....	145	.....	.....	.....	180		.....	.....	.....	.....	.....
Japan .....	.....	.....	22	.....	.....		.....	.....	.....	.....	.....
United States .....	26,833	17,288	90,122	202,560	141,437		14,018	24,209	26,245	32,365	19,942
Total .....	40,996	41,497	116,389	234,925	161,559	Foreign Countries .....	26,978	17,288	90,144	202,560	141,617

BUGGIES, CARRIAGES, PLEASURE CARS, AND VEHICLES. (Dutiable.)

United Kingdom .....	No. 22	No. 8	No. 1	No. ....	No. ....	RECAPITULATION. British Empire .....	\$	\$	\$	\$	\$	
United States .....	1,561	861	533	763	961		United Kingdom .....	1,732	281	33	.....	.....
Total .....	1,583	869	534	763	961		British West Indies .....	99,558	43,895	26,921	30,680	44,347
.....	.....	.....	.....	.....	.....		United States .....	101,290	44,176	26,954	30,680	44,347
RECAPITULATION.						.....	.....	.....	.....	.....	.....	
British Empire .....	22	8	1	.....	.....	Foreign Countries .....	1,732	281	33	.....	.....	
Foreign Countries .....	1,561	861	533	763	961	.....	99,558	43,895	26,921	30,680	44,347	

BUGGIES, CARRIAGES, AND VEHICLES, N O P, PARTS OF, INCLUDING PARTS OF CUTTERS, CHILDREN'S CARRIAGES, AND SLEDS. (Dutiable.)

	\$	\$	\$	\$	\$	\$	\$	\$	\$	\$
United Kingdom.....	1,214	243	146	24	73	RECAPITULATION. British Empire..... Foreign Countries.....				
France.....	35,578	23,009	22,609	28,134	28,099					
United States.....	35,574	23,252	22,755	28,158	28,172		1,214	243	146	24
Total.....	37,406	23,252	22,755	28,158	28,172		36,252	23,009	22,609	28,134
										28,099



SESSIONAL PAPER No. 106

## CARS, RAILWAY, BOX AND FLAT. (Dutiable.)

United Kingdom.....	No.	No.	No.	No.	No.	No.	\$	\$	\$	\$
United States.....	4,596	120	37	136	279	3,972,846	58,697	18,278	65,404	156,129
Total.....	4,596	120	37	136	279	3,972,846	58,697	18,278	65,404	156,129
RECAPITULATION.										
British Empire.....	4,596	120	37	136	279	3,972,846	58,697	18,278	65,404	156,129
Foreign Countries.....										

## CARS, RAILWAY, PASSENGER. (Dutiable.)

United Kingdom.....	No.	No.	No.	No.	No.	No.	\$	\$	\$	\$
United States.....	208	34	15	24	30	2,067,291	237,149	91,208	294,655	81,762
Total.....	208	34	15	24	30	2,067,291	237,149	91,208	294,655	81,762
RECAPITULATION.										
British Empire.....	208	34	15	24	30	2,067,291	237,149	91,208	294,655	81,762
Foreign Countries.....										

## CARS, RAILWAY, TRAM OR HORSE. (Dutiable.)

United Kingdom.....	No.	No.	No.	No.	No.	No.	\$	\$	\$	\$
United States.....	17					36,710				
Total.....	17					36,710				
RECAPITULATION.										
British Empire.....	17					36,710				
Foreign Countries.....										

## CARS, N.O.P. (Dutiable.)

United Kingdom.....	No.	No.	No.	No.	No.	No.	\$	\$	\$	\$
Newfoundland.....	50	212	6			3,709	6,875	238		
Germany.....	1					60				
United States.....	4,112	1,914	939	963	927	830,313	256,505	129,142	284,869	735,546
Total.....	4,171	2,126	945	963	927	854,367	263,380	129,380	284,869	735,546
RECAPITULATION.										
British Empire.....	51	212	6			3,769	6,875	238		
Foreign Countries.....	4,120	1,914	939	963	927	830,598	256,505	129,142	284,869	735,546

No. 19—Imports for Consumption, by Articles and Countries, during Fiscal Years ended March 31, 1914-1918—*Con.*

Imported from—	1914	1915	1916	1917	1918	Imported from—	1914	1915	1916	1917	1918
United Kingdom.....	18,945	3,032	3,315	8,844	.....	RECAPITULATION. British Empire..... Foreign Countries.....	18,945	3,032	3,315	8,844	.....
Belgium.....	2,035	3,202	.....	.....	.....		2,035	3,202	.....	.....	.....
Germany.....	6,163	2,475	.....	795,740	671,906		6,163	2,475	224,690	795,740	671,906
United States.....	416,925	85,797	224,690	.....	.....		416,925	85,797	224,690	.....	.....
Total.....	441,071	94,506	228,005	804,584	671,906		441,071	94,506	228,005	804,584	671,906

## VEHICLES AND VESSELS—Continued.

## VEHICLES—Continued.

## CARS, RAILWAY, PARTS OF. (Dutiable.)

## CHILDREN'S CARRIAGES AND SEEDS. (Dutiable.)

United Kingdom.....	8,483	6,406	3,469	1,398	402	RECAPITULATION. British Empire..... Foreign Countries.....	8,483	6,406	3,469	1,398	402
France.....	38	.....	.....	.....	.....		38	.....	.....	.....	.....
Germany.....	62	9	.....	.....	.....		62	9	.....	.....	.....
Japan.....	22	4	300,999	333,200	425,222		22	4	300,999	333,200	425,222
United States.....	402,544	305,886	.....	.....	.....		402,544	305,886	.....	.....	.....
Total.....	411,149	312,305	304,470	334,598	425,624		411,149	312,305	304,470	334,598	425,624

## CUTTERS. (Dutiable.)

United Kingdom.....	No.	No.	No.	No.	No.	United Kingdom..... United States.....	\$	\$	\$	\$	\$
United States.....	7	36	4	12	9		242	708	112	251	233
Total.....	7	36	4	12	9	Total.....	242	708	112	251	233
RECAPITULATION.						RECAPITULATION.					
British Empire.....	7	36	4	12	9	British Empire.....	242	708	112	251	233
Foreign Countries.....	.....	.....	.....	.....	.....	Foreign Countries.....	.....	.....	.....	.....	.....

SESSIONAL PAPER No. 10b

## FARM WAGONS. (Dutiable.)

United Kingdom.....	No.	No.	No.	No.	No.	No.	\$	\$	\$	\$	\$
United States.....	6,800	2,061	2,778	5,198	6,227	6,227	273,053	66,069	60,029	121,701	217,912
Total.....	6,800	2,061	2,778	5,198	6,227	6,227	273,053	66,069	60,029	121,701	217,912
RECAPITULATION.											
British Empire.....	6,800	2,061	2,778	5,198	6,227	6,227	273,053	66,069	60,029	121,701	217,912
Foreign Countries.....	6,800	2,061	2,778	5,198	6,227	6,227	273,053	66,069	60,029	121,701	217,912

## FREIGHT WAGONS AND DRAYS. (Dutiable.)

United Kingdom.....	No.	No.	No.	No.	No.	No.	\$	\$	\$	\$	\$
United States.....	1,919	964	82	361	164	164	141,415	79,891	2,373	29,011	15,266
Total.....	1,920	965	157	361	164	164	141,589	80,021	9,298	29,011	15,266
RECAPITULATION.											
British Empire.....	1,919	964	82	361	164	164	141,415	79,891	2,373	29,011	15,266
Foreign Countries.....	1,919	964	82	361	164	164	141,415	79,891	2,373	29,011	15,266

## FARM AND FREIGHT WAGONS, DRAYS AND SLEIGHS, PARTS OF. (Dutiable.)

United Kingdom.....	\$	\$	\$	\$	\$	\$	\$	\$	\$	\$	\$
United States.....	1,823	375	147	450	71,775	71,775	1,823	375	147	450	71,775
Total.....	113,112	40,240	97,660	44,016	71,775	71,775	113,112	40,240	97,660	44,016	71,775
RECAPITULATION.											
British Empire.....	1,823	375	147	450	71,775	71,775	1,823	375	147	450	71,775
Foreign Countries.....	113,112	40,240	97,660	44,016	71,775	71,775	113,112	40,240	97,660	44,016	71,775

## SCRAPERS, RAILWAY AND ROAD. (Dutiable.)

United Kingdom.....	\$	\$	\$	\$	\$	\$	\$	\$	\$	\$	\$
United States.....	198	34,877	9,378	23,062	101,817	101,817	198	34,877	9,378	23,062	101,817
Total.....	115,028	34,877	9,387	23,062	101,817	101,817	114,830	34,877	9,378	23,062	101,817
RECAPITULATION.											
British Empire.....	198	34,877	9,378	23,062	101,817	101,817	198	34,877	9,378	23,062	101,817
Foreign Countries.....	114,830	34,877	9,387	23,062	101,817	101,817	114,830	34,877	9,378	23,062	101,817

## SLEIGHS. (Dutiable.)

United Kingdom.....	No.	No.	No.	No.	No.	No.	\$	\$	\$	\$	\$
United States.....	457	97	234	620	616	616	8,042	2,238	6,203	11,731	17,650
Total.....	457	97	234	620	616	616	8,042	2,238	6,203	11,731	17,650
RECAPITULATION.											
British Empire.....	457	97	234	620	616	616	8,042	2,238	6,203	11,731	17,650
Foreign Countries.....	457	97	234	620	616	616	8,042	2,238	6,203	11,731	17,650

No. 19—Imports for Consumption, by Articles and Countries, during Fiscal Years ended March 31, 1914-1918—*Con.*

Imported from—	1914	1915	1916	1917	1918	1914	1915	1916	1917	1918
VEHICLES AND VESSELS—Continued.										
VEHICLES—Concluded.										
WHEELBARROWS, TRUCKS, AND HAND-CARTS. (Dutiable.)										
United Kingdom.....	No. 763	No. 121	No. 6	No. 72	No. 1	United Kingdom.....	\$ 14,892	\$ 102	\$ 377	\$ 122
Germany.....	2	8,985	5,220	7,805	14,641	Germany.....	12	34,870	75,065	129,614
United States.....	21,679	8,985	5,220	7,805	14,641	United States.....	119,844	49,037	75,442	129,736
Total.....	22,444	9,106	5,226	7,877	14,642	Total.....	134,748	34,972	75,442	129,736
RECAPITULATION.										
British Empire.....	No. 763	No. 121	No. 6	No. 72	No. 1	British Empire.....	\$ 14,892	\$ 102	\$ 377	\$ 122
Foreign Countries.....	21,681	8,985	5,220	7,805	14,641	Foreign Countries.....	119,856	34,870	75,065	129,614
TOTAL VEHICLES. (Dutiable.)										
United Kingdom.....	\$ 849,628	\$ 396,656	\$ 130,167	\$ 102,477	\$ 40,180	Switzerland.....	\$ 75	\$ 10,739,092	\$ 18,144,048	\$ 22,467,747
British West Indies.....	60	24			55	United States.....	19,166,892	8,075,358	18,144,048	22,467,747
Newfoundland.....	2,045	4,204				Hawaii.....	20,097,851	8,523,415	18,247,335	22,508,227
Belgium.....	68,498	44,593	14			Total.....	10,869,297	130,167	102,447	40,235
France.....	6,797	2,576				RECAPITULATION.	849,688	396,680	130,167	40,235
Germany.....	3,834	4	24		180	British Empire.....	19,248,163	8,126,735	18,144,848	22,467,992
Italy.....	22				65	Foreign Countries.....		10,739,130	18,144,848	22,467,992
Japan.....						Total.....				
Mexico.....						Foreign Countries.....				
VESSELS. (See also "Boats.")										
BOATS, OPEN, PLEASURE, SAIL BOATS, SKIFFS AND CANOES. (Dutiable.)										
United Kingdom.....	No. 28	No. 35	No. 2	No. 4	No. 30	United Kingdom.....	\$ 4,386	\$ 133	\$ 1,000	\$ 2,320
Hong Kong.....	1	1	2	3		Hong Kong.....	29	80	41	
Newfoundland.....	3		9			Newfoundland.....	215	168		
France.....						France.....				
St. Pierre and Miquelon.....					2	St. Pierre and Miquelon.....				137
Norway.....	862	766	413	398	213	Norway.....	31,038	20,271	15,965	9,275
United States.....					245	United States.....	35,659	20,652	16,956	11,732
Total.....	894	802	426	316	245	Total.....	66,705	40,552	32,961	24,042
RECAPITULATION.										
British Empire.....	No. 32	No. 36	No. 13	No. 7	No. 30	British Empire.....	\$ 4,621	\$ 381	\$ 1,041	\$ 2,320
Foreign Countries.....	862	766	413	399	215	Foreign Countries.....	31,038	20,271	15,915	9,412



SHIPS AND OTHER VESSELS BUILT IN ANY FOREIGN COUNTRY, IF BRITISH REGISTERED SINCE SEPTEMBER 1, 1902, ON APPLICATION FOR LICENSE TO ENGAGE IN THE CANADIAN COASTING TRADE. (Dutiable.)

VESSELS, DREDGES, SCOWS, YACHTS, BOATS, AND OTHER WATER-BORNE CRAFT, BUILT OUTSIDE OF CANADA, FOR USE IN CANADIAN WATERS (NOT INCLUDING VESSELS ENGAGED IN THE COASTING TRADE, NOR VESSELS IN TRANSIT BETWEEN CANADA AND ANY PLACE OUTSIDE THEREOF). N O P (Dutiable)

VESSELS AND SHIPS, REPAIRS ON. (Dutiable.)

	\$	\$	\$	\$	\$	\$	\$	\$	\$	\$
United Kingdom.....	.....	.....	.....	.....	.....	.....	.....	.....	.....	.....
Netherlands.....	.....	.....	.....	.....	.....	.....	.....	.....	.....	.....
United States.....	42,512	85,770	78,278	155,466	46,696	.....	.....	.....	.....	.....
Total.....	42,512	85,770	89,437	155,466	46,696	.....	.....	.....	.....	.....
						RECAPITULATION.				
						British Empire.....	42,512	85,770	89,437	155,466
						Foreign Countries.....	.....	.....	.....	46,696

No. 19—Imports for Consumption, by Articles and Countries, during Fiscal Years ended March 31, 1914-1918—*Con.*

Imported from—	1914	1915	1916	1917	1918	Imported from—	1914	1915	1916	1917	1918
VEHICLES AND VESSELS—Concluded.											
VESSELS—Concluded.											
VESSELS—MATERIALS EX-WAREHOUSED FOR THE CONSTRUCTION OF. (Dutiable.)											
United Kingdom.....	\$	\$	\$	\$	\$	RECAPITULATION.	\$	\$	\$	\$	\$
British Oceania—											
Australia.....				1,465	1,466						
Chile.....				12	307						
Sweden.....				16,020	20,378	British Empire.....				1,085	1,773
United States.....				140,368	1,043,691	Foreign Countries.....				156,400	1,664,269
Total.....				157,485	1,666,042						
TOTAL VESSELS. (Dutiable.)											
United Kingdom.....	\$ 5,902	\$ 4,117	\$ 1,203	\$ 3,496	\$ 3,996	Sweden.....	\$	\$	\$	\$	\$
British Oceania—						United States.....					
Australia.....						Alaska.....					
Hong Kong.....	170	75	80	41	307	Total.....	1,126,774	772,621	294,985	603,301	2,202,740
Newfoundland.....	1,065	40,233	168			RECAPITULATION.					
Belgium.....						British Empire.....	7,137	4,192	1,451	3,537	4,303
Chile.....						Foreign Countries.....	1,119,637	768,429	293,534	599,764	2,198,437
France—											
St. Pierre and Miquelon.....					237						
Japan.....	898										
Netherlands.....			11,159								
Norway.....	450		19,231	10							
RECAPITULATION—VEHICLES AND VESSELS. (Dutiable.)											
United Kingdom.....	\$ 855,530	\$ 400,773	\$ 131,370	\$ 105,973	\$ 44,176	Norway.....	\$	\$	\$	\$	\$
British Oceania—						Sweden.....					
Australia.....						Switzerland.....					
British West Indies.....		24	80	41	307	United States.....	75		19,231	16,020	20,378
Hong Kong.....	170	75	168		55	Alaska.....	30,278,681	8,797,554	11,002,236	18,727,270	24,645,369
Newfoundland.....	1,125	50,437				Hawaii.....	6,500			500	500
Belgium.....	2,045					Total.....	21,224,625	9,296,036	11,164,282	18,850,626	24,710,967
Chile.....						RECAPITULATION.					
France.....	68,498	44,593	14		237	British Empire.....	856,825	400,872	131,618	106,014	44,538
St. Pierre and Miquelon.....						Foreign Countries.....	20,367,800	8,895,164	11,032,664	18,744,612	24,666,429
Germany.....	6,797	2,576									
Italy.....	3,884		24		180						
Japan.....	920	4			65						
Mexico.....											
Netherlands.....			11,159								

## SESSIONAL PAPER No. 106

## WASTE—RAGS OF COTTON, JUTE, HEMP AND WOOL; PAPER WASTE CLIPPINGS, AND WASTE OF ALL KINDS, N.O.P., EXCEPT METALLIC, BROKEN GLASS OR GLASS CULLET. (Free.)

	Cwt.	Cwt.	Cwt.	Cwt.	Cwt.	Cwt.	\$	\$	\$	\$	\$
United Kingdom.....	175,568	97,440	68,724	42,178	13,294	United Kingdom.....	257,120	141,791	92,360	129,888	68,815
Newfoundland.....	577	7	2	2	192	Newfoundland.....	1,276	6	5	4	959
Belgium.....	323	856				Belgium.....	1,122	3,043			
China.....				544		China.....				3,121	
Denmark.....	23		15			Denmark.....	294	2,319	30		
France.....	3,053	675				France.....	10,415				
St. Pierre and Miquelon.....	397		11			St. Pierre and Miquelon.....	156	16,627	144		
Germany.....	3,767	3,656				Germany.....	11,057				
Italy.....	6,245					Italy.....	10,222	6,243			
Japan.....				600	52	Japan.....				3,290	407
Netherlands.....	1,929	2,105				Netherlands.....	6,393				
Portugal.....	5,966	8,311	25,161	7,872	8,908	Portugal.....	9,373	16,128	33,395	20,242	31,938
Spain.....	13,159	6,146		2,233		Spain.....	21,801	9,208		3,939	6,509
United States.....	505,875	421,726	416,559	726,633	478,909	United States.....	1,094,229	1,049,104	1,207,326	1,815,513	1,513,348
Total.....	716,882	540,922	510,472	780,062	505,643	Total.....	1,423,458	1,244,469	1,333,260	1,975,997	1,626,976
RECAPITULATION.											
British Empire.....	176,145	97,447	68,726	42,180	13,486	British Empire.....	258,396	141,797	92,365	129,892	69,774
Foreign Countries.....	540,737	443,475	441,746	737,882	492,157	Foreign Countries.....	1,165,062	1,102,672	1,240,895	1,846,105	1,557,202

## WHALEBONE, UNMANUFACTURED. (Free.)

	Lb.	Lb.	Lb.	Lb.	Lb.	Lb.	\$	\$	\$	\$	\$	\$
United Kingdom.....		152	319	734		United Kingdom.....		171	216	542		
United States.....				16	370	United States.....				21	328	
Total.....		152	319	750	370	Total.....		171	216	563	328	
RECAPITULATION.												
British Empire.....		152	319	734		British Empire.....		171	216	542		
Foreign Countries.....				16	370	Foreign Countries.....				21	328	

## WHIPS OF ALL KINDS, INCLUDING THONGS AND LASHES. (Dutiable.)

	\$	\$	\$	\$	\$	\$	\$	\$	\$	\$	\$	\$
United Kingdom.....	4,510	4,277	4,105	4,747	1,728	United Kingdom.....	4,510	4,282	4,105	4,747	1,728	
British Oceania — Australia.....		5				British Oceania — Australia.....						
Austria-Hungary.....	79	7				Austria-Hungary.....						
France.....	17	9	62	225	3	France.....						
Germany.....	90	3				Germany.....						
Japan.....					6	Japan.....						
United States.....	21,314	21,502	16,364	14,474	20,395	United States.....	21,500	21,521	16,426	14,699	20,404	
Total.....	26,010	25,803	20,531	19,446	22,132	Total.....						

No. 19—Imports for Consumption, by Articles and Countries, during Fiscal Years ended March 31, 1914-1918—*Con.*

Imported from—	1914	1915	1916	1917	1918	Imported from—	1914	1915	1916	1917	1918
WHIPS, MATERIALS FOR, VIZ.:—SQUARE OR ROUND REEDS AND RAWHIDE CENTRES, TEXTILE LEATHER OR RUBBER HEADS, THUMBS AND TIPS, AND STEEL, IRON OR NICKEL CAPS FOR WHIP ENDS. (Free.)											
United Kingdom.....	\$ 181	\$	\$	\$	\$	RECAPITULATION.	\$	\$	\$	\$	\$
United States.....	40,011	25,281	17,127	25,129	8,919	British Empire.....	181				
Total.....	40,192	25,281	17,127	25,129	8,919	Foreign Countries.....	40,011	25,281	17,127	25,129	8,919
WINDOW CORNICES AND CORNICE POLES OF ALL KINDS. (Dutiable.)											
United Kingdom.....	\$	\$	\$	\$	\$	RECAPITULATION.	\$	\$	\$	\$	\$
United States.....	2,267	272		277		British Empire.....	2,267	272		277	
Total.....	7,270	5,290	4,921	17,409	15,244	Foreign Countries.....	7,270	5,290	4,921	17,409	15,244
WINDOW SHADE OR BLIND ROLLERS. (Dutiable.)											
United Kingdom.....	\$	\$	\$	\$	\$	RECAPITULATION.	\$	\$	\$	\$	\$
Japan.....	8,901	732	1,659	1,699	237	British Empire.....	8,901	732	1,659	1,699	237
United States.....	19,143	11,687	11,115	11,296	8,691	Foreign Countries.....	19,143	11,687	11,115	11,296	8,691
Total.....	28,044	12,419	12,774	12,995	8,839						
WOOD.											
UNMANUFACTURED.											
BAMBOO-REED NOT FURTHER MANUFACTURED THAN CUT INTO LENGTHS FOR WALKING STICKS OR CANES, OR FOR STICKS FOR UMBRELLAS, PARASOLS OR SUNSHADES, AND BAMBOOS, UNMANUFACTURED. (Free.)											
United Kingdom.....	\$	\$	\$	\$	\$	RECAPITULATION.	\$	\$	\$	\$	\$
Hong Kong.....	479	121	124	876	173	British Empire.....	439	129	141	806	186
China.....	2	5	17	20	13	Foreign Countries.....	9,093	3,202	15,291	17,805	32,118
Japan.....	2,284	1,208	5,388	5,235	4,813						
Netherlands.....	808										
United States.....	5,999	1,989	9,813	12,570	27,305						
Total.....	9,582	3,331	15,342	18,701	32,304						



SESSIONAL PAPER No. 10b

## BARK. (Free.)

	Cord.	Cord.	Cord.	Cord.	Cord.	\$	\$	\$	\$	\$
United Kingdom.....	340	152	32			2,330	968	189		
United States.....						2,330	968	189		
Total.....	340	152	32							
RECAPITULATION.										
British Empire.....	340		32			2,330	968	189		
Foreign Countries.....										

## CANE AND RATANS, NOT MANUFACTURED, AND NOT FURTHER MANUFACTURED THAN SPLIT, WHEN FOR USE IN CANADIAN MANUFACTURES. (Free.)

	\$	\$	\$	\$	\$	\$	\$	\$	\$	\$
United Kingdom.....	2,343	2,582	314	1,507	1,495	65,205	40,931	125	89,675	114,712
British East Indies—										
Straits Settlements.....		421	890	6,255	4,000					
British West Indies.....			20	236						
Hong Kong.....		4	1,540	3		68,551	50,101	92,376	125,555	107,631
China.....				167						
France.....										
Germany.....	913	38		2,642	19	2,343	3,003	1,161	8,011	5,965
Japan.....						66,208	47,098	91,215	117,524	101,636

## CANE, REED OR RATAN, NOT FURTHER MANUFACTURED THAN SPLIT, N.O.P. (Dutiable.)

	\$	\$	\$	\$	\$	\$	\$	\$	\$	\$
United Kingdom.....	14	252	122	221	13					
British East Indies—										
India.....	7			13						
Hong Kong.....	1,846	3,458	2,500	1,174	1,651	1,867	3,710	2,622	1,408	1,664
China.....	144	2	11	551		5,110	5,134		8,938	10,939
Japan.....	1									
United States.....	4,965	5,132	4,163	8,377	10,359					
Total.....	6,977	8,844	6,826	10,336	12,603					

## CORK WOOD, UNMANUFACTURED. (Free.)

	\$	\$	\$	\$	\$	\$	\$	\$	\$	\$
United Kingdom.....	858	539	1,272		111					
France.....	620	1,159	1,186	501						
Portugal.....	11,645	3,049	4,090	2,049	3,213					
Spain.....	393	4,258								
United States.....	20,696	12,247	18,341	14,530	14,192	858	539	1,272	111	
Total.....	34,212	21,252	24,899	17,080	17,516	33,354	20,713	23,617	17,080	17,405



## SESSIONAL PAPER No. 106

## HICKORY BILLETS. (Free.)

	\$	\$	\$	\$	\$	\$	\$	\$	\$
United Kingdom.....	69,995	34,904	52,244	44,032	48,673	RECAPITULATION.			
United States.....	69,995	34,914	52,244	44,032	48,673	British Empire.....	10		
Total.....						Foreign Countries.....	31,904	52,244	48,673

## HUB, LAST, WAGON, OAR AND CLIN BLOCKS, AND ALL LIKE BLOCKS OF STICKS, ROUGH HEWN OR SAWN ONLY, AND SCALE BOARD FOR CHEESE BOXES. (Free.)

	\$	\$	\$	\$	\$	\$	\$	\$	\$
United Kingdom.....	67	24		15		RECAPITULATION.			
Newfoundland.....	13					British Empire.....	80		15
Belgium.....	16					Foreign Countries.....	74,909	67,808	42,107
France.....	74,893	67,808	38,863	42,167	53,823				53,823
United States.....	74,989	67,892	38,871	42,182	53,823				
Total.....									

## LOUS AND ROUND UNMANUFACTURED TIMBER. (Free.)

	\$	\$	\$	\$	\$	\$	\$	\$	\$
United Kingdom.....	16,425	717				RECAPITULATION.			
British Africa, West.....	13,200					British Empire.....	31,616	10,892	
British Guiana.....	1,338	2,149				Foreign Countries.....	648,200	475,061	508,417
British Oceania—									
Australia.....	633	7,069							
British West Indies.....		957							
Newfoundland.....		14							
United States.....	648,200	475,061	325,953	598,417	564,540				564,540
Total.....	679,816	485,953	325,907	598,417	564,540				

## LEATHER AND TIMBER, PLANKS AND BOARDS, WHEN NOT OTHERWISE MANUFACTURED THAN ROUGH SAWN OR SPLIT OR CROSCOTTED, VULCANIZED, OR TREATED BY ANY OTHER PRESERVING PROCESS.

## African Teak, Amaranth, Black Heart, Ebony, Boxwood, Cocoboral, Dogwood, Lignum Vitae, Persimmon, Red Cedar and Satin Wood. (Free.)

	\$	\$	\$	\$	\$	\$	\$	\$	\$
United Kingdom.....	914	639	522	1,787	152	Germany.....	26		
Bermuda.....	10					Japan.....	132		
British Africa, East.....		2,092				Spain.....	2,980	211	54
British Africa, West.....	88					United States.....	777	693	3,765
British East Indies—						Porto Rico.....	26,235	16,732	33,166
India.....	418	607			364	Total.....	31,188	21,518	40,691
British Guiana.....						RECAPITULATION.			
British Oceania—						British Empire.....	1,602	3,752	3,765
Australia.....	152		639	1,513	167	Foreign Countries.....	29,586	17,766	36,925
British West Indies.....	30	23	28	359	554				
Hong Kong.....		381	477	97					
Belgium.....		16							
China.....	613								

No. 19—Imports for Consumption, by Articles and Countries, during Fiscal Years ended March 31, 1914-1918—*Con.*

Imported from—	1914	1915	1916	1917	1918	Imported from—	1914	1915	1916	1917	1918
<p style="text-align: center;"><b>WOOD—Continued.</b></p> <p style="text-align: center;"><b>UNMANUFACTURED—Continued.</b></p> <p style="text-align: center;">LUMBER AND TIMBER, PLANKS AND BOARDS, ETC.—Continued.</p> <p style="text-align: center;">Cherry, Chestnut, Gumwood, Hickory and Whitewood. (Free.)</p>											
United Kingdom.....	M. ft.	M. ft.	M. ft.	M. ft.	M. ft.	United Kingdom.....	\$	\$	\$	\$	\$
British Oceania—						British Oceania—					
Australia.....	565	37	4	16	67	Australia.....	30,511	2,036	248	764	3,369
New Zealand.....	1	1				New Zealand.....	207	246		514	
Japan.....	22,661	13,619	10,224	17,034	29,613	Japan.....	774,658	480,430	351,537	568,976	1,020,423
United States.....						United States.....					
Total.....	23,226	13,663	10,234	17,059	29,680	Total.....	805,169	462,729	352,031	570,254	1,023,792
RECAPITULATION.						RECAPITULATION.					
British Empire.....	565	38	4	16	67	British Empire.....	30,511	2,072	248	764	3,369
Foreign Countries.....	22,661	13,625	10,230	17,043	29,613	Foreign Countries.....	774,658	480,637	351,783	569,490	1,020,423
<p style="text-align: center;">Clapboards, Pine and Spruce. (Free.)</p>											
United Kingdom.....	M. ft.	M. ft.	M. ft.	M. ft.	M. ft.	United Kingdom.....	\$	\$	\$	\$	\$
United States.....	7	49	12	28	8	United States.....	108	698	127	315	183
Total.....	7	49	12	28	8	Total.....	108	698	127	315	183
RECAPITULATION.						RECAPITULATION.					
British Empire.....						British Empire.....					
Foreign Countries.....	7	49	12	28	8	Foreign Countries.....	108	698	127	315	183
<p style="text-align: center;">Latiss. (Free.)</p>											
United Kingdom.....	M.	M.	M.	M.	M.	United Kingdom.....	\$	\$	\$	\$	\$
Newfoundland.....	7	20,291	2,713	5,142	3,457	Newfoundland.....	14				
United States.....	34,909	20,291	2,713	5,142	3,457	United States.....	82,308	46,853	6,522	12,108	9,853
Alaska.....	100					Alaska.....	210				
Total.....	35,016	20,291	2,713	5,142	3,457	Total.....	82,522	46,853	6,522	12,108	9,853
RECAPITULATION.						RECAPITULATION.					
British Empire.....	7					British Empire.....	14				
Foreign Countries.....	35,009	20,291	2,713	5,142	3,457	Foreign Countries.....	82,518	46,853	6,522	12,108	9,853



## SESSIONAL PAPER No. 106

## Mahogany. (Free.)

	Feet.	Feet.	Feet.	Feet.	Feet.	Feet.	Feet.	\$	\$	\$	\$	\$	\$
United Kingdom.....	407,611	62,336	3,804	24,196	1,540	47,344	8,043	486	3,474	276			
British Africa, West.....	79,257					8,340							
British East Indies—													
India.....	3,054												
British West Indies.....					30								
Cuba.....	2,333,522	240	563,164	1,468,374	754,571	282,487	16	64,145	196,618	107,583			
United States.....	3,090	1,320,648				277							
Philippine Islands.....													
Total.....	2,827,134	1,383,224	566,968	1,492,570	756,141	338,820	152,769	64,631	200,092	107,866			
RECAPITULATION.													
British Empire.....	489,922	62,336	3,804	24,196	1,570	56,056	8,043	486	3,474	283			
Foreign Countries.....	2,337,212	1,320,888	563,164	1,468,374	754,571	282,764	144,726	64,145	196,618	107,583			

## Oak. (Free.)

	M. ft.	M. ft.	M. ft.	M. ft.	M. ft.	M. ft.	M. ft.	\$	\$	\$	\$	\$	\$
United Kingdom.....	34	375	343	149		6,074	18,101	10,547	3,307				
Japan.....	542	34,079	25,771	34,484	46,772	24,977	1,419,823	972,994	1,312,091	1,976,446			
United States.....	62,272					2,629,788							
Total.....	62,848	34,454	26,114	34,633	46,772	2,660,839	1,437,924	983,541	1,315,398	1,976,446			
RECAPITULATION.													
British Empire.....	34	34,454	26,114	34,633	46,772	6,074	1,437,924	983,541	1,315,398	1,976,446			
Foreign Countries.....	62,814					2,654,765							

## Pickets. (Free.)

	\$	\$	\$	\$	\$	\$	\$	\$	\$	\$	\$	\$	\$
United Kingdom.....													
United States.....	621	8,267	1,145	344	7,399								
Total.....	621	8,267	1,145	344	7,399	621	8,267	1,145	344	7,399			
RECAPITULATION.													
British Empire.....													
Foreign Countries.....													

## Pitch Pine. (Free.)

	M. ft.	M. ft.	M. ft.	M. ft.	M. ft.	M. ft.	M. ft.	\$	\$	\$	\$	\$	\$
United Kingdom.....													
United States.....	135,348	95,182	43,298	30,579	51,766	2,912,363	1,608,788	722,358	644,812	1,206			
Total.....	135,348	95,182	43,298	30,579	51,815	2,912,363	1,608,788	722,358	644,812	1,396,213			
RECAPITULATION.													
British Empire.....					49								
Foreign Countries.....	135,348	95,182	43,298	30,579	51,766	2,912,363	1,608,788	722,358	644,812	1,395,007			



	Feet.	Feet.	Feet.	Feet.	Feet.	\$	\$	\$	\$
United Kingdom.....	805								
United States.....		40,881				37			1,011
Total.....	805	40,881				37			1,011
<b>RECAPITULATION.</b>									
British Empire.....									
Foreign Countries.....	805	40,881				37			1,011
Total.....	805	40,881				37			1,011
United Kingdom.....									
United States.....		26,536							796
Total.....		26,536							796
<b>RECAPITULATION.</b>									
British Empire.....									
Foreign Countries.....		26,536							796
Total.....		26,536							796

## WALNUT. (Free.)

[illegible]

WHITE ASH. (Free.)

	Feet.	Feet.	Feet.	Feet.		\$	\$	\$	\$
United Kingdom.....					United Kingdom.....				
Japan.....	13,116				Japan.....	456			
United States.....	2,416,879	1,357,144	633,871	798,412	United States.....	119,552	70,770	30,770	58,944
Total.....	2,416,879	1,370,260	633,871	798,412	Total.....	119,552	71,443	30,770	58,944
<b>REGATULATION.</b>					<b>REGATULATION.</b>				
British Empire.....					British Empire.....				
Foreign Countries.....	2,416,879	1,370,260	633,871	798,412	Foreign Countries.....	119,552	71,443	30,770	58,944

LUMBER--PLANKS, BOARDS AND OTHER, SAWN, SPLIT OR CUT, AND DRESSED ON ONE SIDE ONLY, BUT NOT FURTHER MANUFACTURED. (Free.)

	M. ft.	50	M. ft.	M. ft.	M. ft.	M. ft.	M. ft.	M. ft.	£	\$	£	\$
United Kingdom.....												
British Oceania—												
Australia.....	222		3	4	19						254	1,345
Newfoundland.....				2	9				3,703	93	57	102
China.....						8						65
Denmark.....					2							100
Japan.....	238,406		135,369	60,557							197	
United States.....	10		3		60,820				4,433,245	2,322,232	1,006,822	1,996,432
Alaska.....									250	43		
Total.....	238,688		135,375	60,568	60,850	73,769			4,428,341	2,322,368	1,007,330	1,996,597
RECAPITULATION.												
British Empire.....	272		3	6	28				4,846	93	311	1,417
Foreign Countries.....	238,416		135,372	60,562	60,822	73,767			4,423,495	2,322,275	1,007,019	1,996,552

No. 19—Imports for Consumption, by Articles and Countries, during Fiscal Years ended March 31, 1914-1918—*Con.*

Imported from—	1914	1915	1916	1917	1918	Imported from—	1914	1915	1916	1917	1918
<p style="text-align: center;"><b>WOOD—Continued.</b>  <b>UNMANUFACTURED—Continued.</b>  <b>LUMBER—PLANES, BOARDS, DEALS, SAWED, PLANED OR DRESSED ON ONE OR BOTH SIDES, WHEN THE EDGES THEREOF ARE JOINTED, TONGUED AND GROOVED. (Dutiable.)</b></p>											
United Kingdom.....	M. ft.	M. ft.	M. ft.	M. ft.	M. ft.	United Kingdom.....	\$	\$	\$	\$	\$
Japan.....	109	138				Japan.....	7,468	4,685	46		
United States.....	24	22,371	9,799	8,783	8,805	United States.....	1,156	325,967	181,190	172,070	161,599
Total.....	28,425	22,509	9,800	8,783	8,805	Total.....	598,126	330,652	181,236	172,070	161,599
RECAPITULATION.											
British Empire.....	109	138				British Empire.....	7,468	4,685	46		
Foreign Countries.....	28,256	22,371	9,799	8,783	8,805	Foreign Countries.....	590,282	325,967	181,190	172,070	161,599
LUMBER—SHINGLES. (Free.)											
United Kingdom.....	M.	M.	M.	M.	M.	United Kingdom.....	\$	\$	\$	\$	\$
United States.....	53,113	16,232	5,719	2,762	3,658	United States.....	102,622	28,707	8,682		10,165
Alaska.....	758	374				Alaska.....	1,544	787		5,161	
Total.....	53,871	16,606	5,719	2,762	3,658	Total.....	104,166	29,494	8,682	5,161	10,165
RECAPITULATION.											
British Empire.....	53,871	16,606	5,719	2,762	3,658	British Empire.....	104,166	29,494	8,682	5,161	10,165
Foreign Countries.....						Foreign Countries.....					
LUMBER—STAVES OF OAK, SAWN, SPLIT OR CUT, NOT FURTHER MANUFACTURED THAN LISTED OR JOINTED. (Free.)											
United Kingdom.....	M.	M.	M.	M.	M.	United Kingdom.....	\$	\$	\$	\$	\$
United States.....	5,567	3,177	1,200	4,312	5,220	United States.....	181,624	122,727	34,173	136,821	174,646
Total.....	5,567	3,177	1,200	4,312	5,220	Total.....	181,624	122,727	34,173	136,821	174,646
RECAPITULATION.											
British Empire.....	5,567	3,177	1,200	4,312	5,220	British Empire.....	181,624	122,727	34,173	136,821	174,646
Foreign Countries.....						Foreign Countries.....					
POLES, HOPE. (Free.)											
United Kingdom.....	\$	\$	\$	\$	\$	United Kingdom.....	\$	\$	\$	\$	\$
United States.....				194		United States.....					
Total.....				194		Total.....					194



## SESSIONAL PAPER No. 10b

## SAWDUST OF WOOD OF ALL KINDS. (Free.)

United Kingdom.....	\$ 1,024	\$ 25	\$ .....	\$ .....	\$ .....	\$ .....	\$ .....	\$ .....	\$ .....
France.....	37								
Germany.....	1,221								
United States.....	12,522	6,060	11,155	12,811	18,727				
Total.....	14,804	6,085	11,155	12,811	18,727				
RECAPITULATION.									
British Empire.....						1,024	25		
Foreign Countries.....						13,780	6,060	11,155	12,811
Total.....									18,727

## SPOKES, HICKORY AND OAK, NOT FURTHER MANUFACTURED THAN ROUGH TURNED, AND NOT TENONED, MITRED OR SIZED. (Free.)

United Kingdom.....	\$ 231,328	\$ 185,414	\$ 128,639	\$ 147,789	\$ 183,680	\$ .....	\$ .....	\$ .....	\$ .....
United States.....									
Total.....	231,328	185,414	128,639	147,789	183,680				
RECAPITULATION.									
British Empire.....									
Foreign Countries.....						231,328	185,414	128,639	147,789
Total.....									183,680

## TIMBER, HEWN OR SAWN, SQUARED OR SIDED OR CROSCOTED. (Free.)

United Kingdom.....	\$ 419	\$ 435	\$ 385	\$ .....	\$ .....	\$ .....	\$ .....	\$ .....	\$ .....
British Oceania—									
Australia.....	750	124	1,494		307				
Newfoundland.....	250		10						
United States.....	521,825	543,924	72,014	92,889	192,188				
Total.....	523,244	544,483	73,903	92,889	192,495				
RECAPITULATION.									
British Empire.....						1,419	559	1,889	307
Foreign Countries.....						521,825	543,924	72,014	192,188
Total.....									

## TREENAILS. (Free.)

United Kingdom.....	M. 17	M. 2	M. .....	M. 102	M. 90	M. .....	\$ 1,190	\$ 104	\$ 7,550	\$ 10,661
United States.....										
Total.....	17	2		102	90		1,190	104	7,550	10,661
RECAPITULATION.										
British Empire.....										
Foreign Countries.....							1,190	104	7,550	10,661
Total.....										

VENEERS OF OAK, ROSEWOOD, MAHOGANY, SPANISH CEDAR AND WALNUT, NOT OVER  $\frac{3}{32}$  OF AN INCH IN THICKNESS. (Dutiable.)

United Kingdom.....	\$ 80	\$ 43	\$ 209	\$ 45	\$ .....	\$ .....	\$ .....	\$ .....	\$ .....	\$ .....
Germany.....	22									
United States.....	227,650	148,044	160,171	218,694	224,096					
Total.....	227,752	148,087	160,380	218,739	224,096					
RECAPITULATION.										
British Empire.....										
Foreign Countries.....						80	43	209	45	
Total.....						227,672	148,044	160,171	218,694	224,096

## No. 19—Imports for Consumption, by Articles and Countries, during Fiscal Years ended March 31, 1914-1918—Con.

Imported from—	1914	1915	1916	1917	1918	1914	1915	1916	1917	1918
						Imported from—				
WOOD—Continued.										
UNMANUFACTURED—Concluded.										
VENIERS OF WOOD, N.O.P., NOT OVER $\frac{3}{16}$ OF AN INCH IN THICKNESS. (Dutiable.)										
United Kingdom.....	\$ 26	\$	\$	\$	\$	RECAPITULATION.	\$	\$	\$	\$
United States.....	56,847	31,679	21,485	48,230	64,314	British Empire.....	26			
Total.....	56,873	31,679	21,485	48,230	64,314	Foreign Countries.....	56,847	21,485	48,230	64,314
WILLOWS OR OSIERS, UNMANUFACTURED. (Free.)										
United Kingdom.....	\$ 3,839	\$ 6,692	\$ 8,206	\$ 5,359	\$ 4,650	Total.....	\$ 11,468	\$ 8,100	\$ 9,058	\$ 6,879
Belgium.....	10					RECAPITULATION.				
France.....	5,848	840				British Empire.....	3,839	6,692	8,206	4,650
Germany.....	427	191		31		Foreign Countries.....	7,629	1,498	5,359	56
Japan.....		30	7							
Netherlands.....		434	845	1,489	56					
United States.....	1,344									
WOOD FOR FUEL. (Free.)										
United Kingdom.....	Cord.	Cord.	Cord.	Cord.	Cord.	United Kingdom.....	\$	\$	\$	\$
British Africa, East.....				36		Newfoundland.....				56
United States.....	29,072	23,145	18,890	37,463	20,241	United States.....	89,936	63,856	45,724	115,832
Total.....	29,072	23,145	18,890	37,463	20,241	Total.....	89,936	63,856	45,724	115,888
RECAPITULATION.						RECAPITULATION.				
British Empire.....				36		British Empire.....				56
Foreign Countries.....	29,072	23,145	18,890	37,463	20,241	Foreign Countries.....	89,936	63,856	45,724	115,832
TOTAL WOOD, UNMANUFACTURED. (Dutiable and Free.)										
United Kingdom.....	\$ 88,779	\$ 24,817	\$ 12,218	\$ 13,284	\$ 8,576	Germany.....	\$ 2,609	\$ 191	\$	\$
Bermuda.....		10				Japan.....	28,550	20,456	12,334	4,832
British Africa, East.....		2,092				Mexico.....	500			
" ".....						Netherlands.....	808	155		
British East Indies.....	21,628					Portugal.....	11,645	3,049	2,049	4,553
India.....				13		Spain.....	2,580	777	3,705	7,597
Straits Settlements.....	707	421	820	6,265	4,000		393	4,258		2,056

SESSIONAL PAPER No. 10b

British Guiana.....	1,338	2,756	10	364	United States.....	16,823,623	9,728,839	5,417,389	7,165,222	10,047,565
British Oceania—					Alaska.....	2,004	830			
Australia.....	32,066	9,229	3,622	3,843	Philippine Islands.....	277				126
New Zealand.....	30	980	359	561	Porto Rico.....					
British West Indies.....	1,856	3,971	1,530	1,664	Total.....	17,030,813	9,805,000	5,460,105	7,209,242	10,085,902
Hong Kong.....	3,980	93	81	65	RECAPITULATION.					
Newfoundland.....	26	16		100	British Empire.....	150,474	44,405	18,803	25,241	19,073
Belgium.....	759	9	1,540	3	Foreign Countries.....	16,880,339	9,760,595	5,441,302	7,184,001	10,066,829
China.....		16	20							
Cuba.....			668							
Denmark.....		1,194								
France.....	6,505	1,999								

## MANUFACTURED.

BARRELS CONTAINING PETROLEUM OR ITS PRODUCTS, OR ANY MIXTURE OF WHICH PETROLEUM FORMS A PART, WHEN SUCH CONTENTS ARE CHARGEABLE WITH SPECIFIC DUTY. (Dutiable.)

	No.	No.	No.	No.	No.	\$	\$	\$	\$	\$
United Kingdom.....	504	426	470	219	United Kingdom.....	504	432	470	44	219
Newfoundland.....	11			1	Newfoundland.....	11			1	
France—					France—					
St. Pierre and Miquelon.....	135			10	St. Pierre and Miquelon.....	135			10	
Germany.....					Germany.....					
Russia.....		6	22,872	18,748	Russia.....		6			
United States.....	40,034	27,925		16,524	United States.....	40,182	27,364	22,914	19,258	18,188
Total.....	40,684	28,357	23,342	18,803	Total.....	40,832	27,802	23,384	19,313	18,407
RECAPITULATION.					RECAPITULATION.					
British Empire.....	515	426	470	219	British Empire.....	515	432	470	45	219
Foreign Countries.....	40,169	27,931	22,872	18,758	Foreign Countries.....	40,317	27,370	22,914	19,268	18,188

BARRELS, EMPTY. (Dutiable.)

	No.	No.	No.	No.	No.	\$	\$	\$	\$	\$
United Kingdom.....	1,690	321	280	12	United Kingdom.....	989	388	185	7	1,551
British West Indies.....	42	421		12	British West Indies.....	102	253		15	726
Newfoundland.....	102	3,502	3,536	529	Newfoundland.....	102	2,023	2,020	341	330
China.....				330	China.....					
France.....	1	606	282	553	France.....	1	362	169	543	195
St. Pierre and Miquelon.....	543				St. Pierre and Miquelon.....	326				
Germany.....	70				Germany.....	65				
Italy.....		2			Italy.....		8			
Netherlands.....	91				Netherlands.....	91				
United States.....	61,331	41,690	41,380	56,042	United States.....	69,891	32,512	29,459	43,976	155,902
Total.....	63,828	46,542	45,478	57,436	Total.....	71,465	35,546	31,833	44,867	138,719
RECAPITULATION.					RECAPITULATION.					
British Empire.....	1,792	4,244	3,816	541	British Empire.....	1,091	2,664	2,205	348	2,292
Foreign Countries.....	62,036	42,298	41,662	56,895	Foreign Countries.....	70,374	32,882	29,628	44,519	136,427

No. 19—IMPORTS for Consumption, by Articles and Countries, during Fiscal Years ended March 31, 1914-1918—*Con.*

Imported from—	1914	1915	1916	1917	1918	Imported from—	1914	1915	1916	1917	1918
----------------	------	------	------	------	------	----------------	------	------	------	------	------

## WOOD—Continued.

## MANUFACTURED—Continued.

BARRELS AND PACKAGES OF CANADIAN MANUFACTURE WHICH HAVE BEEN EXPORTED FILLED WITH CANADIAN PRODUCTS WHEN RETURNED, OR EXPORTED EMPTY AND RETURNED FILLED WITH FOREIGN PRODUCTS. (Free.)

	\$	\$	\$	\$	\$	United States.....	\$	\$	\$	\$	\$
United Kingdom.....	10,823	22,702	4,161	190,000	300	.....	163,607	181,803	124,405	33,728	13,274
Bermuda.....	15	18	7	.....	518	Total.....	174,661	213,225	129,392	223,831	14,477
British West Indies.....	.....	.....	.....	.....	.....	RECAPITULATION.	.....	.....	.....	.....	.....
Hong Kong.....	181	8,360	777	103	385	.....	.....	.....	.....	.....	.....
Newfoundland.....	.....	.....	5	.....	.....	British Empire.....	11,019	31,080	4,945	190,103	1,203
China.....	35	342	8	.....	.....	Foreign Countries.....	163,642	182,145	124,447	33,728	13,274
France.....	.....	.....	29	.....	.....	.....	.....	.....	.....	.....	.....
St. Pierre and Miquelon.....	.....	.....	.....	.....	.....	.....	.....	.....	.....	.....	.....
Japan.....	.....	.....	.....	.....	.....	.....	.....	.....	.....	.....	.....

## CASKETS AND COFFINS AND METAL PARTS THEREOF. (Dutiable.)

	\$	\$	\$	\$	\$	RECAPITULATION.	\$	\$	\$	\$	\$
United Kingdom.....	23	.....	52,518	81,193	71,114	.....	23	.....	52,518	81,193	71,114
United States.....	59,214	48,924	.....	.....	.....	British Empire.....	59,214	48,924	.....	.....	.....
Total.....	59,237	48,924	52,518	81,193	71,114	Foreign Countries.....	.....	.....	.....	.....	.....

## CORKS, MANUFACTURED FROM CORK WOOD, OVER THREE-FOURTHS OF AN INCH IN DIAMETER, MEASURED AT THE LARGER END. (Dutiable.)

	Lb.	Lb.	Lb.	Lb.	Lb.	United Kingdom.....	\$	\$	\$	\$	\$
United Kingdom.....	59,211	23,547	14,409	21,455	22,923	.....	31,308	17,174	12,834	19,547	23,101
Austria-Hungary.....	424	.....	.....	.....	.....	Austria-Hungary.....	159	.....	.....	.....	.....
France.....	2,679	227	149	50	30	France.....	539	159	42	14	3
St. Pierre and Miquelon.....	10	.....	.....	.....	.....	St. Pierre and Miquelon.....	2	.....	.....	.....	.....
Germany.....	2,294	897	.....	.....	.....	Germany.....	292	101	.....	.....	.....
Japan.....	.....	.....	.....	.....	.....	Japan.....	.....	.....	.....	.....	49
Portugal.....	135,017	84,411	83,541	89,061	169,722	Portugal.....	41,613	23,863	19,206	17,941	41,510
Spain.....	104,269	43,064	38,659	49,866	68,303	Spain.....	38,052	14,597	10,967	13,944	19,176
United States.....	37,928	51,326	27,269	63,882	37,019	United States.....	16,433	24,649	13,826	34,108	26,658
Total.....	341,832	208,472	164,027	224,314	297,119	Total.....	128,403	80,543	56,875	85,524	110,507
RECAPITULATION.	.....	.....	.....	.....	.....	RECAPITULATION.	.....	.....	.....	.....	.....
British Empire.....	59,211	23,547	14,409	21,455	22,923	British Empire.....	31,308	17,174	12,834	19,547	23,101
Foreign Countries.....	232,621	184,925	149,618	202,859	274,196	Foreign Countries.....	97,095	63,369	44,041	65,977	87,406



## SESSIONAL PAPER No. 10b

CORKS, MANUFACTURED FROM CORKWOOD, THREE-FOURTHS OF AN INCH AND LESS IN DIAMETER, MEASURED AT THE LARGER END. (Dutiable.)

	Lb.	Lb.	Lb.	Lb.	Lb.	Lb.	£	£	£	£	£
United Kingdom.....	4,069	1,566	649	262							
Newfoundland.....			388								281
France.....	593	90	28								
Portugal.....	25,136	26,173	30,115	49,275							
Spain.....	16,607	10,649	2,506	20,435							15,266
Switzerland.....	8										7,557
United States.....	11,380	14,754	12,939	25,956							11,590
Total.....	57,793	53,241	43,994	66,958	82,476						34,694
RECAPITULATION.											
British Empire.....	4,069	1,566	677	262							281
Foreign Countries.....	53,724	51,675	42,417	66,570	82,214						31,413

CORK SLABS, BOARDS, PLANKS AND TILES PRODUCED FROM CORK WASTE OR GRANULATED OR GROUND CORK. (Dutiable.)

[illegible]

CORKWOOD OR CORK BARK, MANUFACTURES OF, N.O.P., INCLUDING STRIPS, SHIVES, SHELLS AND WASHERS OF CORK. (Dutiable.)

[illegible]

CURTAIN STRETCHERS. (Dutiable.)

[illegible]

No. 19—IMPORTS for Consumption, by Articles and Countries, during Fiscal Years ended March 31, 1914-1918—*Con.*

Imported from—	1914	1915	1916	1917	1918	Imported from—	1914	1915	1916	1917	1918
WOOD—Continued.											
MANUFACTURED—Continued.											
Doors. (Dutiable.)											
United Kingdom.....	\$ 6,531	\$ 295	\$	\$	\$	RECAPITULATION.	\$	\$	\$	\$	\$
United States.....	476,193	235,944	81,720	81,720	111,204	British Empire.....	6,531	295			
Total.....	482,724	236,239	43,897	43,897	111,204	Foreign Countries.....	476,193	235,944	43,897	81,720	111,204
FISHING RODS. (Dutiable.)											
United Kingdom.....	\$ 9,978	\$ 7,228	\$ 2,934	\$ 3,761	\$ 3,074	RECAPITULATION.	\$	\$	\$	\$	\$
Newfoundland.....	15				59	British Empire.....	9,993	7,228	2,934	3,761	3,074
Japan.....	3	2	18	155	30,478	Foreign Countries.....	23,390	22,390	13,303	16,922	30,537
United States.....	23,387	22,388	13,285	16,767							
Total.....	33,383	29,618	16,237	20,633	33,611						
FURNITURE—HOUSE, OFFICE, CABINET OR STORE FURNITURE OF WOOD, IRON OR OTHER MATERIAL, IN PARTS OR FINISHED. (Dutiable.)											
United Kingdom.....	\$ 266,787	\$ 109,391	\$ 32,170	\$ 37,484	\$ 28,926	Mexico.....	\$	\$	\$	\$	\$
British East Indies—						Netherlands.....	627	119	227	2	25
India.....	119	34	4			Norway.....		27	93	1	
Straits Settlements.....						Portugal.....		70			
Other.....						Azores and Madeira.....	25				
British Guiana.....	43					Russia.....	256	146			
Australia.....						Spain.....	48	21			
British West Indies.....	289	249		2	18	Switzerland.....	61	121			
Egypt and Sudan.....				89	16	Turkey.....	638	197			
Hong Kong.....	41,041	31,577	23,964	9,528	4,248	United States.....	2,660,671	1,313,492	699,859	941,220	1,121,241
Newfoundland.....	14		15		20	Hawaii.....			15		
Austria-Hungary.....	22,220	11,470				Philippine Islands.....	128	18			
Belgium.....	1,933	210				Total.....	3,049,874	1,506,736	778,387	1,019,336	1,162,874
China.....	799	1,445	649	1,036	7						
Cuba.....	243					RECAPITULATION.					
Egypt and Sudan.....	280	566				British Empire.....	308,293	141,251	56,243	47,103	33,229
France.....	27,635	23,163	11,292	11,113	250	Foreign Countries.....	2,741,581	1,365,505	722,144	972,233	1,129,645
Germany.....	6,827	3,139									
Italy.....	7,833	3,847	550	2,300	495						
Japan.....	11,929	7,424	9,449	10,883	7,696						



No. 19—Imports for Consumption, by Articles and Countries, during Fiscal Years ended March 31, 1914-1918—Con.

Imported from—	1914	1915	1916	1917	1918	Imported from—	1914	1915	1916	1917	1918
WOOD—Continued.											
MANUFACTURED—Continued.											
MOULDINGS, PLAIN, GILDED OR OTHERWISE FURTHER MANUFACTURED. (Dutiable.)											
United Kingdom.....	\$ 1,022	\$ .....	\$ 3	\$ 184	\$ 15	RECAPITULATION. British Empire..... Foreign Countries.....	\$ .....	\$ .....	\$ .....	\$ .....	\$ .....
British Oceania—	10	176	.....	.....	.....		.....	.....	.....	.....	.....
New Zealand.....	269	679	.....	.....	.....		.....	.....	.....	.....	.....
Germany.....	154,427	71,890	34,230	38,062	41,805		1,032	72,745	3	184	15
Netherlands.....	.....	.....	.....	.....	.....		154,696	.....	34,230	38,062	41,805
United States.....	.....	.....	.....	.....	.....	RECAPITULATION. British Empire..... Foreign Countries.....	.....	.....	.....	.....	.....
Total.....	155,728	72,745	34,233	38,246	41,820		.....	.....	.....	.....	.....
RAKES, HAY. (Dutiable.)											
United Kingdom.....	No. ....	No. ....	No. ....	No. ....	No. ....	RECAPITULATION. British Empire..... Foreign Countries.....	\$ .....	\$ .....	\$ .....	\$ .....	\$ .....
United States.....	3,653	685	1,021	72	288		555	240	176	18	74
Total.....	3,653	691	1,021	72	288		555	242	176	18	74
RECAPITULATION.	.....	.....	.....	.....	.....		.....	.....	.....	.....	.....
British Empire.....	.....	.....	.....	.....	.....		.....	.....	.....	.....	.....
Foreign Countries.....	3,653	685	1,021	72	288		555	240	176	18	74
REFRIGERATORS. (Dutiable.)											
United Kingdom.....	No. ....	No. ....	No. ....	No. ....	No. ....	RECAPITULATION. British Empire..... Foreign Countries.....	\$ .....	\$ .....	\$ .....	\$ .....	\$ .....
United States.....	1,628	1,396	945	971	1,758		21	35	224	224	19,051
Total.....	1,629	1,399	946	971	1,758		55,277	31,137	13,672	13,618	19,051
RECAPITULATION.	.....	.....	.....	.....	.....		.....	.....	.....	.....	.....
British Empire.....	1,628	1,396	945	971	1,758		21	35	224	224	19,051
Foreign Countries.....	.....	.....	.....	.....	.....		55,256	31,102	13,448	13,618	19,051
SADDLE TREES AND STIRRUPS OF WOOD (MEXICAN). (Free.)											
United Kingdom.....	\$ 459	\$ .....	\$ .....	\$ .....	\$ .....	RECAPITULATION. British Empire..... Foreign Countries.....	\$ .....	\$ .....	\$ .....	\$ .....	\$ .....
United States.....	7,744	12,997	8,868	16,341	26,291		459	.....	.....	.....	.....
Total.....	8,203	12,997	8,808	16,341	26,291		7,744	12,997	8,868	16,341	26,291
RECAPITULATION.	.....	.....	.....	.....	.....		.....	.....	.....	.....	.....
British Empire.....	.....	.....	.....	.....	.....		.....	.....	.....	.....	.....
Foreign Countries.....	8,203	12,997	8,808	16,341	26,291		.....	.....	.....	.....	.....



SESSIONAL PAPER No. 106

## SHOW CASES AND METAL PARTS THEREOF. (Dutiable.)

	\$	\$	\$	\$	\$	\$	\$	\$	\$	\$
United Kingdom.....	12,286	3,996	1,782	1,803	1,247					
Austria-Hungary.....	360									
France.....	68									
Germany.....	166	33								
Japan.....	47									
Switzerland.....		18								
United States.....	50,289	16,318	9,489	10,438	13,576					
Total.....	63,216	20,365	11,271	12,241	14,823					

## RECAPITULATION.

British Empire.....	12,286	3,996	1,782	1,803	1,247
Foreign Countries.....	50,930	16,369	9,489	10,438	13,576

## UMBRELLA, PARASOL AND SUNSHADE STICKS OR HANDLES, N. O. F. (Dutiable.)

	\$	\$	\$	\$	\$	\$	\$	\$	\$	\$
United Kingdom.....	4,884	3,276	817	901	240					
British West Indies.....	39	10								
Belgium.....		14								
France.....	22	902	129							
Germany.....	2,554									
Japan.....	5	14	3	16	277					
United States.....	10,053	6,652	12,403	60,577	33,081					
Total.....	17,557	10,868	13,352	61,494	33,598					

## RECAPITULATION.

British Empire.....	4,884	3,276	817	901	240
Foreign Countries.....	12,673	7,582	12,535	60,593	33,358

## WALKING STICKS AND CANES OF ALL KINDS. (Dutiable.)

	\$	\$	\$	\$	\$	\$	\$	\$	\$	\$
United Kingdom.....	12,290	15,015	20,609	24,723	2,970					
British West Indies.....	15	7	33	11	29					
Hong Kong.....					1					
Austria-Hungary.....	116	230								
China.....	1									
France.....	149	35		3						
Germany.....	189	141								
Japan.....	246	329	3,662	1,493	675					
Total.....	11,031	11,407	18,260	26,740	5,472					

## RECAPITULATION.

United States.....	11,031	11,407	18,260	26,740	5,472
Foreign Countries.....	24,037	27,164	42,564	52,970	10,117

## WINDOW SASH. (Dutiable.)

	\$	\$	\$	\$	\$	\$	\$	\$	\$	\$
United Kingdom.....	71,239	26,543	5,670	15,698	29,523					
United States.....										
Total.....	71,239	26,543	5,670	15,698	29,523					

## RECAPITULATION.

British Empire.....	71,239	26,543	5,670	15,698	29,523
Foreign Countries.....					

No. 19—Imports for Consumption, by Articles and Countries, during Fiscal Years ended March 31, 1914-1918—*Con.*

Imported from—	1914	1915	1916	1917	1918	Imported from—	1914	1915	1916	1917	1918
<p style="text-align: center;"><b>WOOD—Continued.</b>  <b>MANUFACTURED—Concluded.</b>  <b>WOODENWARE—CHURNS, N. O. P., WASHBOARD, POUNDERS AND ROLLING PINS. (Dutiable.)</b></p>											
United Kingdom.....	\$ 299	\$ 319	\$ 11	\$ 31	\$	RECAPITULATION. British Empire..... Foreign Countries.....	\$	\$	\$	\$	\$
Belgium.....	15	15	16	16	311		999	319			
France.....	856	397					19,277	20,790	11	31	
Germany.....				1					16,192	23,918	
Japan.....											
Norway.....		56	127								
Sweden.....		20,321	16,049	23,917	29,844						30,155
United States.....	18,421										
Total.....	19,576	21,109	16,203	23,949	30,155						
<p style="text-align: center;"><b>WOODEN PAILS AND TUBS. (Dutiable.)</b></p>											
United Kingdom.....	\$ 10	\$ 66	\$ 94	\$	\$	RECAPITULATION. British Empire..... Foreign Countries.....	\$	\$	\$	\$	\$
Austria-Hungary.....	10	6									
Hong Kong.....	3			2	14		23	72	94	2	
Newfoundland.....	142	112	123	4			24,364	22,735	8,995	21,482	
Japan.....	24,222	24,623	8,872	21,478	21,562						
United States.....											
Total.....	24,387	22,807	9,089	21,484	21,576						
<p style="text-align: center;"><b>WOOD PULP. (Dutiable.)</b></p>											
United Kingdom.....	\$ 5,171	\$ 620	\$ 745	\$	\$	RECAPITULATION. British Empire..... Foreign Countries.....	\$	\$	\$	\$	\$
Austria-Hungary.....		786									
Germany.....	3,856										
Norway.....	38,598	24,043									
Sweden.....	39,033	179,829	59,430				5,171	620	745		
Switzerland.....	1,006	5,285					316,299	479,861	406,004	651,311	475,394
United States.....	233,806	269,918	346,574	651,311	475,394						
Total.....	321,470	480,481	406,749	651,311	475,394						

[illegible]

## TOTAL WOOD, MANUFACTURED. (Dutiable and Free.)

[illegible]





ALL OTHER ARTICLES OF MERCHANDISE IMPORTED. (Dutiable.)

[illegible]

ALL OTHER ARTICLES OF MERCHANDISE IMPORTED. (Free.)

[illegible]

**COIN AND BULLION.**

## COINS, BRITISH AND CANADIAN, AND FOREIGN GOLD COINS. (Free.)

	\$	\$	\$	\$	\$	\$	\$°	\$	\$	\$	\$
United Kingdom.....	267	2,612	2,006,025	20,348							
Bermuda.....			465								
British Oceania—											
Australia.....			2,360,333								
New Zealand....			973,333								
British West Indies			794	590							
Hong Kong.....	500										
Newfoundland..	828	2,360	1,169								
United States ..	13,649,197	117,050,052	26,195,399	8,632,425							
Total.....							13,659,492	117,055,024	32,137,908	8,653,363	
RECAPITULATION.											
British Empire...							1,505	4,972	5,942,119	20,938	
Foreign Countries.....							13,657,897	117,050,052	26,195,789	8,632,425	

No. 19—IMPORTS for Consumption, by Articles and Countries, during Fiscal Years ended March 31, 1914-1918—*Con.*

Imported from—	1914	1915	1916	1917	1918	Imported from—	1914	1915	1916	1917	1918
COIN AND BULLION—Concluded.											
GOLD BULLION IN BARS, BLOCKS, INGOTS, DROPS, SHEETS OR PLATES, UNMANUFACTURED. (Free.)											
United Kingdom.....	\$ 203	\$ 7	\$ 98,409	\$ 14,646,131		RECAPITULATION. British Empire..... Foreign Countries.....	\$	\$	\$	\$	\$
France.....			85	122							
United States.....	834,756	14,424,816	1,617,772	3,686,432			203	7	98,409	14,646,131	
Alaska.....	4,000	3,549	22,053				838,756	14,428,365	1,639,910	3,687,054	
Total.....	838,959	14,428,372	1,738,319	18,333,185							
SILVER BULLION IN BARS, BLOCKS, INGOTS, DROPS, SHEETS OR PLATES, UNMANUFACTURED. (Free.)											
United Kingdom.....	\$ 44	\$ 43		\$ 151		RECAPITULATION. British Empire..... Foreign Countries.....	\$	\$	\$	\$	\$
Bermuda.....				465							
Newfoundland.....				850							
United States.....	736,810	509,553	383,975	1,093,106			44	43	383,975	1,466	
Total.....	736,854	509,596	383,975	1,094,572			736,810	509,553	383,975	1,093,106	
RECAPITULATION—COIN AND BULLION. (Free.)											
United Kingdom.....	\$ 514	\$ 2,662	\$ 2,704,434	\$ 14,666,630		Alaska..... Hawaii.....	\$	\$	\$	\$	\$
Bermuda.....			465	465			12,700	3,549	22,053		
British Oceania— Australia.....						Total.....	15,235,305	131,992,992	34,260,202	28,081,120	
New Zealand.....			2,360,333	590		RECAPITULATION. British Empire..... Foreign Countries.....					
British West Indies.....			973,333	590							
Hong Kong.....	500		794				1,842	5,022	6,040,328	14,668,535	
Newfoundland.....	828	2,360	1,169	850			15,233,463	131,987,970	28,219,674	13,412,585	
France.....			28,197,146	622							
United States.....	15,220,763	31,984,421		13,411,963							

Note.—For Total Imports for Consumption, by Countries, see page 30.

STATEMENT No. 19 A

IMPORTS FOR CONSUMPTION  
UNDER BRITISH PREFERENTIAL TARIFF  
DURING THE FISCAL YEAR ENDED MARCH 31,  
1918.

## No. 19 A—Imports for Consumption under British Preferential Tariff, during the Fiscal Year ended March 31, 1918.

Classification.	Unit of Quantity.	FROM UNITED KINGDOM		FROM OTHER COUNTRIES.		TOTAL IMPORTS UNDER PREFERENTIAL TARIFF.	
		Quantity.	Value.	Country.	Quantity.	Value.	
Abrazives—			\$			\$	
Emery and carborundum wheels and manufactures of emery or carborundum.			1,312			1,312	
Sandpaper, glass, flint and emery paper or emery cloth.			11,321			11,321	
Animals, living—							
Animals, living—							
Sheep, n.o.p.	No.	255	3,825		255	3,825	
Other animals, n.o.p.			2,734			2,734	
Apparel—							
Hats, of all kinds, n.o.p., except silk.			3,803			3,803	
Boots, shoes, slippers and insoles of all kinds, except rubber and leather			102,808			102,808	
Braces or suspenders and finished parts of			2,434			2,434	
Buttons—							
Button blanks of animal shell, in the rough.			15			15	
Buttons, all kinds, covered or not, n.o.p., including recognition buttons, and collar and cuff buttons			15,034			15,034	
Buttons of vegetable ivory	Gross	297	244		297	244	
Shoe buttons, n.o.p.			1			1	
Collars of cotton or linen, xylonite, xylonite or celluloid.	Dozen	15,458	17,573		15,458	17,573	
Corsets of all kinds.			6,295			6,295	
Cuffs of cotton, linen, xylonite, xylonite or celluloid.	Pair	144	23		144	23	
Gloves and mitts of all kinds			553,207			553,207	
Hats, caps, bonnets and materials for—							
Hat, cap and bonnet shapes, and hat and bonnet crowns			1,249			1,249	
Hats, caps, etc., of straw, grass, chip or other material, n.o.p.			358,330	British West Indies	29	358,359	
Hats of beaver, silk or felt.			307,564			307,564	
Laces, boot, shoe, shirt and stay of any material.			11,935			11,935	
Regalia and badges.			7,863			7,863	
Umbrellas, parasols and sunshades, of all kinds and materials.			7,032			7,032	
Ashes, pot and pearl, in packages of less than 25 pounds.	Lb.		860			860	
Billards and other game tables or boards.			707			707	
Baskets of all kinds, n.o.p.			3,800	British West Indies.	250	4,050	
Baths, bath-tubs, basins, closets, lavatories, urnals, sinks and laundry-tubs of any material.			118,780			118,780	
Bells and gongs, n.o.p.			646			646	
Beverages and Spirits—							
Ginger ale.							
Lime juice, crude only (Free).			11,571			11,571	
Lime juice and other fruit syrups and fruit juices, n.o.p.	Gal.			British West Indies	37,743	11,460	
Mineral and aerated waters, n.o.p.	"	19,515	25,526	British West Indies	703	26,229	
Billiard tables.			10,214	British West Indies.	24	10,238	
Blackings and polishes—	No.	1	407		1	407	
Blacking, shoe and shoemakers' ink, shoe, harness and leather dressing, n.o.p.							
Polish or composition, knife and other, n.o.p.			61,164			61,164	
Blueing, laundry.			65,050			65,050	
			51,526			51,526	



## SESSIONAL PAPER No. 10b

Books, Ink, Paper and Stationery— Books and Printed Matter	Lb.	497	103	497	103
Advertising chromos, chromotypes, photographs or like work produced by any process other than hand painting or drawing, and having any text, or advertising matter printed, lithographed or etched thereon, or attached thereto, or other similar artistic work, lithographed, printed or stamped on paper or cardboard, for business or advertising purposes, n.o.p.					
Advertising pamphlets, including show cards, illustrated advertising periodicals, price books, catalogues and price lists, advertising calendars and almanacs; patent medicine or other advertising circulars, fly sheets or pamphlets.					
Bank notes, bonds, bills of exchange, cheques, promissory notes, drafts and all similar work unsigned and cards or other commercial blank forms printed or lithographed or printed from steel or copper or other plates, and other printed matter, n.o.p.					
Charts and maps, n.o.p.					
Labels for cigar boxes, fruits, vegetables, meats, fish, confectionery and other goods and wares; also shipping, price or other tags, tickets or labels; and railroad or other tickets whether lithographed or printed or partly printed, n.o.p.					
Newspapers or supplemental editions or parts thereof partly printed and intended to be completed and published in Canada.					
Novels or works of fiction, or literature of a similar character, unbound or paper bound, or in sheets, not including Christmas annuals or publications commonly known as juvenile or toy books.					
Posters, advertising bills and folders.	Lb.	244	12,973	244	12,973
Printed music, bound or in sheets, and music for mechanical players			39		39
Other books, printed, periodicals and pamphlets, or parts thereof, n.o.p.			32,934		32,934
			307,229		307,229
Total Books and Printed Matter.			439,851		439,851
Ink, printing.			16,556		16,556
Ink, writing.			19,608		19,608
Paper and manufactures of— Albumenized and other papers and films, chemically prepared, for photographers' use.			13,686		13,686
Bags or sacks, printed or not.			60,290		60,290
Card board, not pasted or coated.			1,650		1,650
Cards for playing.	Pack	195,068	25,588	195,068	25,588
Envelopes.	M	3,354	8,927	3,354	8,927
Felt board.	Roll	67,449	14,479	67,449	14,479
Hangings of wall paper, including borders.			87		87
Leather board, leatheroid and manufactures of, n.o.p.			9		9
Pads not printed, papier maculé ware, n.o.p.			20		20
Patterns, boot and shoe, manufactures of paper.			17,633		17,633
Printing paper, n.o.p.	Lb.	136,780	23,110	136,780	23,110
Ruled and bordered coated papers, boxed papers and paperettes.			3,080		3,080
Straw board not pasted or coated.	"	91,837	7,081	91,837	7,081
Wrapping papers.		51,661	193,244	51,661	193,244
Other manufactures of paper.			135,333		135,333
Other kinds of paper, n.o.p.			504,237		504,237
Total Paper and Manufactures of.					

No. 19 A—IMPORTS for Consumption under British Preferential Tariff, during the Fiscal Year ended March 31, 1918—*Con.*

Classification.	Unit of Quantity.	FROM UNITED KINGDOM.		FROM OTHER COUNTRIES.		TOTAL IMPORTS UNDER PREFERENTIAL TARIFF.	
		Quantity.	Value. \$	Country.	Quantity.	Quantity.	Value. \$
Books, Ink, Paper and Stationery— <i>Con.</i>							
Pencils, lead			14,367				14,367
Pens, penholders and rulers of all kinds			58,742				58,742
Recapitulation—Books, Ink, Paper, Stationery, etc.			1,053,361				1,053,361
Bricks, Clays and Tiles—							
Bricks, bath			2,220				2,220
Bricks, building	M	20	292		20		292
Bricks, fire, n.o.p.			15,456				15,456
Bricks, paving	M	219	3,208		219		3,208
Building blocks, partition hollow and fire-proof building tile			310				310
Drain pipes, sewer pipes and earthenware fittings therefor, chimney linings or vents, chimney tops and inverted blocks, glazed or unglazed.			292				292
Manufactures of clay, n.o.p.			15,162				15,162
Recapitulation—Bricks, Clays and Tiles			16,634				16,634
British gun, dry sizing cream and enamel sizing.			53,574				53,574*
Brooms and whisks							
Brushes of all kinds	Lb.	15,821	677		15,821		677
Celluloid, moulded into sizes for handles of knives and forks, not bored or otherwise manufactured, but moulded celluloid balls and cylinders coated with tin-foil or not, but not finished or further manufactured, and celluloid lamp shade blanks and comb blanks.			809				809
Celluloid, manufactures of, n.o.p.			51,915				51,915
Cement, n.o.p., and manufactures of, n.o.p.							
Clocks and Watches—							
Clocks, clock and watch keys, clock movements and clock cases.			18				18
Watches			12,627				12,627
Watch cases and parts thereof, finished or unfinished			109				109
Watch actions and movements and parts thereof, finished or unfinished, including winding bars and sleeves.							
Recapitulation—Clocks and Watches.			1,401				1,401
Coal, Coke and Charcoal—			915				915
Charcoal			316				316
Coal, bituminous slack, such as will pass through a 3 inch screen.			82				82
Coal, bituminous, round, and run of the mine, and coal, n.o.p.							
Combs	Ton	6,812	128		6,812		128
Curling stones and handles therefor (Free)	"	1,993	9,190		1,993		9,190
Drugs, Dyes, Chemicals and Medicines—		31	4,477		31		4,477
			53,608				53,608
			504				504

	Ga	91	96
Acids—acetic and pyroglicous, in excess of strength of proof.	Lb.	12	17
Acid phosphate, n.o.p., not exceeding proof strength.....	"	80,562	13,728
Acid other n.o.p.	"	40,988	142,048
Alum, in bulk, ground or unground but not calcined (Free).	"	1,262,935	40,968
Aluminum sulphate of, or alum cake (Free)	"	4,620	1,620
Aniline dyes, in packages of less than 1 pound in weight,	"	4,220	266
Chloride of lime and hypochlorite of lime in pkgs. of not less than 25 lb.	"	41,400	2,478
Chloride of lime and hypochlorite of lime in pkgs. less than 25 lb.	"	8,400	588
Cocaine	Ounce	28	482
Dextrine, dry.....	Lb.	1,500	1,500
Gelatine and isinglass.....	"	275,961	20,454
Glycerine n.o.p.	"	25	22
Gums—Camphor.....	"	7,878	6,278
Gums—Other n.o.p.	"	54	143
Liquid preparations, non-alcoholic, for disinfecting, dipping or spraying, n.o.p.	Ounce	21,458	10,544
Magnesia.....	Lb.	473	473
Medicinal, chemical and pharmaceutical preparations, including proprie- tary preparations (dry).....	Ounce	300,763 107,675	300,763 107,675
Morphine.....	Pound	204	1,682
Potash, caustic, in packages less than 25 pounds each.....	Lb.	3,600	3,600
Salts, glauher.....	"	19	19
Soda, bicarbonate of.....	"	7,254	7,254
Sodium hyposulphite.....	"	2,643,625	2,643,625
Sulphur ether chloroform and solutions of peroxide of hydrogen. Surgical dressings antiseptic such as absorbent cotton wool lint, Lamb's wool, jute gauzes and oakum, prepared for use as surgical dressings plain or medicated.....	"	216	216
Vaseline and all similar preparations of petroleum, for toilet, medicinal or other purposes.....	"	5,875	5,875
Other drugs, dyes and chemicals, etc.....	"	57,206	57,206
Recapitulation—Drugs, Dyes, Chemicals and Medicines.....	"	1,148 305,700	1,148 305,700
Earthenware and Chinaware— Brown or coloured earthen and stoneware, and Rookingham ware.. China and porcelain ware, n.o.p. C.C. or cream-coloured ware, decorated, printed, or sponged, and all earthenware, c.p. Demi-china, chimes or crocks.....	"	31,879 11,911	31,879 11,911
Table-ware of china, porcelain, white granite or ironstone-ware Tiles or blocks of earthenware or stone prepared for mosaic flooring Earthenware tiles, f.p.p.....	"	118,859 1,465,124 4,348	118,859 1,465,124 4,348
Manufactures of earthenware, n.o.p.....	"	37,897 24,434	37,897 24,434
Recapitulation—Earthenware and Chinaware.....	"	1,696,396	1,696,396
Elastic, round or flat, including garter elastic.....	"	87,156	87,156
Electric Apparatus— Batteries jars of glass and articles of hard rubber imported by manufac- turers for use only in their own factories in the manufacture of electric storage batteries.....	"	567	567
Carbonous electric light, and carbon points, of all kinds, n.o.p. Electric motors, generators and dynamos.....	"	17 19,694	17 19,694

9 GEORGE V, A. 1919

No. 19 A—Imports for Consumption under British Preferential Tariff, during the Fiscal Year ended March 31, 1918—*Con.*

Classification.	Unit of Quantity.	FROM UNITED KINGDOM		FROM OTHER COUNTRIES.		TOTAL IMPORTS UNDER PREFERENTIAL TARIFF.	
		Quantity.	Value.	Country.	Quantity.	Value.	Quantity.
Electric Apparatus— <i>Con.</i>			\$			\$	
Electric apparatus, n.o.p.; insulators of all kinds and sockets, etc., and electric galvanic batteries; telegraph and telephone instruments.			91,373			91,373	
Recapitulation—Electric Apparatus.			111,651			111,651	
Explosives—							
Fireworks, firecrackers and torpedoes, all kinds.			268			268	
Explosive materials.			103,814			103,814	
Gun, rifle and pistol cartridges, or other ammunition, n.o.p.			15,376			15,376	
Gun wads, percussion caps, primers and cartridge cases.			5,204			5,204	
Recapitulation—Explosives.			124,002			124,002	
Fancy Goods—							
Alabaster, spar, amber, terra cotta, or composition ornaments.			882			882	
Bead ornaments.			1,514			1,514	
Boxes, fancy, ornamental cases and writing desks, etc.			46,438			46,438	
Braids, cords, fringes, tassels, n.o.p.			18,226			18,226	
Cases for jewelry, watches, silverware, platedware and cutlery.			7,635			7,635	
Fans.			7,973	British West Indies.	11	984	
Feathers, fancy, undressed.			2,008	British South Africa.	7,681	9,589	
Feathers, ostrich and vulture, dressed.			6,000			6,000	
Feathers, fancy, n.o.p. and manufactures of feathers, n.o.p.			17,764			17,764	
Feathers, fruits, grains, leaves and flowers, artificial, suitable for ornamenting hats.			24,439			24,439	
Ivory or bone dice, draughts, chessmen, etc.			5			5	
Lace, n.o.p., lace collars and all manufactures of lace; nets and nettings of cotton, linen, silk or other material, n.o.p.			422,319	British India.	975	423,437	
Statues and statuettes of any material.			212	British West Indies.	143	212	
Tinsel thread and linsel wire, for the manufacture of braids, cords, tassels, ribbons or trimmings.			152			152	
Toilet and manœuvre soles.			1,215			1,215	
Toys and dolls of all kinds.			62,237			62,237	
Recapitulation—Fancy Goods.			612,019	British India.	975	620,729	
				British South Africa.	7,681	474	
				British West Indies.	154	982	
Feathers, bed and other, undressed, n.o.p.			474			474	
Fertilizers, compounded or manufactured.			982			982	
Fisheries—Articles for the use of—							
Trawls, trawling spoons, fly books, sinkers, swivels and sportsman's fishing bait, and fish hooks, n.o.p.			19,766			19,766	
Foodstuffs—							
Baking powders.	Lb.						



## SESSIONAL PAPER No. 10b

Breadstuffs—Grain— Beans, n.o.p.....	Rush.				British India. New Zealand.	13,393 1,885	44,031 4,588	13,393 1,885	44,031 4,588
Pease, n.o.p.....	"								
Breadstuffs—Grain Products— Cattle food, containing molasses.	Lb.	35		804				35	804
Oatmeal and rolled oats.	"			3					3
Breadstuffs—Other— Arrowroot.....	"	4,938		572	British West Indies. Straits Settlements.	360,691 1,155	32,189 110	360,691 1,155	32,189 110
Barley, pot, pearl, rolled, roasted or ground.	"	45,813		8,567				566,784	32,871
Biscuits, not sweetened.	"	2,870		628				45,813	8,567
Biscuits, sweetened.	"	4,553		1,058				2,870	628
Cereal foods, prepared, in packages not exceeding 25 lbs. weight each.	"	15,024		2,684				4,553	1,058
Rice, cleaned.	"				British India. British West Indies. Straits Settlements.	403,200 100 1,060,929	6,570 5 27,782	15,024	2,684
Rice and sago flour, cassava flour and rice meal.	"	48		4				1,464,229	34,357
Sago and tapioca.	"	1,404		171				893,368	16,401
Other breadstuffs, n.o.p.....	"			43	Straits Settlements.	3,194,452	150,461	3,194,452	150,461
Total Breadstuffs.....				14,534	British India. British West Indies. New Zealand. Straits Settlements.		50,601 32,194 4,588 194,750		296,667
Cocoa and Chocolate— Cocoa beans not roasted, crushed or ground (Free).....	Lb.	60,848		12,183	British West Africa. Br. East Indies, Other. British West Indies.	168,000 182,004 5,113,011	14,182 25,417 574,807	5,523,863	626,589
Cocoa butter.....	"	1,514,690		392,708	British West Indies.	33,600	12,441	1,514,690	405,149
Cocoa paste or liquor, chocolate paste or liquor, not sweetened, in blocks or cakes.	"	6		1				6	1
Cocoa paste or liquor, chocolate paste or liquor, sweetened, in blocks or cakes, not less than two pounds in weight.	"	120		33				120	33
Cocoa or chocolate, preparations of, in powdered form.	"	17,328		5,490				17,328	5,490
Other preparations of cocoa or chocolate, n.o.p., and confectionery coated with or containing chocolate.	"	5,533		1,636				5,533	1,636
Total Cocoa and Chocolate.....	"			412,051	British West Africa. Br. East Indies, Other. Br. West Indies.		14,182 25,417 587,248		1,038,898
Cocoanuts and Preparations of— Cocoanuts, imported from the place of growth by vessel direct to a Canadian port (Free).....	No.				British Guiana.....	299,055	7,885		
Cocoanuts, n.o.p.....	"				British West Indies.	2,429,506	86,565	2,728,561	94,450
Cocoonut, desiccated, sweetened or not.....	Lb.	6,452		821	British West Indies. Br. East Indies, Other....	320,010 1,114,792	10,910 67,272	320,010 1,121,244	10,910 68,093
Coffee and Chicory— Coffee, green, imported direct from the country of growth and produced or purchased in bond in the United Kingdom.	Lb.	5,925		638					221,481
Coffee, extract of, n.o.p., or substitute therefor of all kinds.	"	2,583		1,032				2,003,392	221,481
Coffee, roasted or ground, and all imitations thereof and substitutes therefor, including acorn nuts, n.o.p.....	"	100		22	British West Indies.	1,997,467	220,843	2,003,392	221,481
Total Coffee and Chicory.....	"	8,608		1,692	British West Indies.		7	2,006,100	222,542

9 GEORGE V, A. 1919

No. 19 A—IMPORTS for Consumption under British Preferential Tariff, during the Fiscal Year ended March 31, 1918—*Con.*

Classification.	Unit of Quantity.	FROM UNITED KINGDOM.		FROM OTHER COUNTRIES.		TOTAL IMPORTS UNDER PREFERENTIAL TARIFF.	
		Quantity.	Value.	Country.	Quantity.	Value.	Quantity.
			\$			\$	\$
<b>Foodstuffs—<i>Con.</i></b>							
<b>Fish—</b>							
Anchovies, sardines, sprats and other fish, packed in oil or otherwise, in tin boxes weighing—							
Over 8 but not over 12 oz. each.....	Box	600	48			600	48
Eight ounces or less.....	"	28,300	1,538			28,300	1,538
Herrings, pickled or salted.....	Lb.	37,008	3,050			37,008	3,050
Other fish, preserved in oil.....			20			20	20
Other fish, prepared or preserved, n.o.p.....			3,294				3,294
<b>Total Fish</b> .....			7,950				7,950
<b>Fruits and Nuts—</b>							
<b>Fruits, Dried—</b>							
Prunes and plums, unpitted.....	Lb.	350	19			350	19
Other dried fruits.....	"	3,618	110			3,618	110
<b>Fruits, Green—</b>							
Other green fruits, n.o.p.....			21	British West Indies.....		395	416
Fruits preserved or canned—							
Fruits in air-tight cans or other air-tight packages.....	Lb.	51,200	3,211	British West Indies.....	337,532	26,367	388,732
Ginger, preserved.....	"	90	58			90	58
Jellies, jams and preserves, n.o.p., and condensed mince meat.....	"	51,842	5,239	British West Indies.....	1,198	200	53,040
<b>Nuts—</b>							
Almonds, shelled.....	Lb.	20	20			20	20
Pecans, not shelled and shelled peanuts, n.o.p.....							
Other nuts, not shelled.....	Lb.	6,955	939			6,955	939
Other nuts, shelled.....							
<b>Total Fruits and Nuts</b> .....			9,617	British West Indies.....		26,962	36,579
<b>Honey, in the comb or otherwise, and imitations thereof.....</b>							
<b>Hops.....</b>	Lb.	17,099	8,146	British West Indies.....	17,471	2,318	2,318
<b>Milk and cream—</b>							
Milk food and other similar preparations.....			43,889			43,889	43,889
Mustard, ground.....	Lb.	523,534	189,033			523,534	189,033
Mustard, French liquid.....			98			98	98
<b>Pickles, Sauces and Catsups</b>							
Olives in brine, not bottled.....	Gal	342	197			342	197
Pickles in bottles, jars or similar vessels.....	"	1,452	2,631			1,452	2,631
Sauces and catsups, in bottles.....	"	68,196	112,099	British India.....	9	29	112,125



No. 19 A—Imports for Consumption under British Preferential Tariff, during the Fiscal Year ended March 31, 1918—*Con.*

Classification.	Unit of Quantity.	FROM UNITED KINGDOM.		FROM OTHER COUNTRIES.		TOTAL IMPORTS UNDER PREFERENTIAL TARIFF.	
		Quantity.	Value.	Country.	Quantity.	Value.	Value.
<i>Foodstuffs—Concluded</i>							
Vinegar, of any strength not exceeding strength of proof.....	Gal.	69,544	\$ 21,050			\$ 21,050	
Recapitulation Foodstuffs.....			977,211	Bermuda.....			
				British Africa, West.....		9,860	
				British India.....		15,480	
				Straits Settlements.....		67,747	
				Br. East Indies, Other.....		310,579	
				British Guiana.....		92,689	
				British West Indies.....		6,680,122	
				Fiji.....		10,024,100	
				New Zealand.....		1,150,964	
						112,901	19,450,752
Foundry facings of all kinds.....			959				959
Furs, Hides and Leather—							
Furs—							
Fur skins wholly or partially dressed, n.o.p.....			2,852				2,852
Capes, hats, muffs, tippets, capes, coats and cloaks of fur and other manufactures of fur, n.o.p.....			89,687				89,687
Leather, unmanufactured—							
Belting leather of all kinds.....			26,796				26,796
Calf, kid or goat, lamb and sheep skins, tanned, waxed or glazed.....			758				758
Calf, kid or goat, lamb and sheep skins, dressed, waxed or glazed.....			44,025				44,025
Glove leathers, tanned or dressed, coloured or uncoloured, imported by glove manufacturers for use exclusively in their own factories in the manufacture of gloves.....							
Japanned, patent or enamelled leather and Morocco leather, and leather in imitation of Morocco leather.....			1,629				1,629
Skins for Morocco leather, tanned but not further manufactured.....			503				503
Sole leather.....			19				19
Upper leather, not dressed, waxed or glazed.....			7,820	British West Indies.....	29		7,849
Upper leather, including dongola, cordovan, kangaroo, alligator and all leather, dressed, waxed or glazed, or further finished than tanned, n.o.p., and chamois skins.....			18			18	
Other leather, dressed, waxed or glazed or further finished than tanned, n.o.p.....			50,735				50,735
Other leather and skins, n.o.p.....			16,692				16,692
Leather, manufactured—			6,568				6,568
Boots and shoes, pegged or wiro fastened, with unstitched soles, close edged.....			1,603				1,603
Boots and shoes, slippers and insoles of leather, n.o.p.....			145,888				145,888
Harness and saddlery, including horse boots.....			9,290				9,290
Leather belting.....			4,628				4,628
All other manufactures of leather and raw hide, n.o.p.....			50,824				50,824
Total Leather.....			367,796	British West Indies.....	29		367,825
Recapitulation—Furs, Hides and Leather.....			460,335	British West Indies.....			460,364



## SESSIONAL PAPER No. 106

Glass and Glassware—		Sq. Ft.		British West Indies		56		7,980	
Balls and cut, pressed or moulded, crystal glass tableware, blown glass tableware, and other cut glass ware.....								9,321	7,980
Carboys or demijohns, bottles, decanters, flasks, jars and phials.....								2,963	9,427
Common and colored glass n.o.p.....								11,034	2,963
Glass in sheets and bent plate glass n.o.p.....								392	11,034
Lamp chimneys, glass shades and globes.....								7,081	392
Ornamental window glass, n.o.p.....								3,805	7,081
Painted or vitrified, chipped, figured, enmelled and obscured white glass.....								9,400	3,805
Plain coloured, opaque, stained or tinted, or muffled glass in sheets.....								4,823	9,400
Plate glass, not bevelled, in sheets or panes, not exceeding 7 sq. ft. each, n.o.p.....	Sq. Ft.							16,403	4,823
Plate glass, not bevelled, in sheets or panes exceeding 7 sq. ft. each, and not exceeding 25 sq. ft. each, n.o.p.....	"							18,492	16,403
Plate glass, n.o.p.....	"							51,225	18,492
Silvered glass, bevelled or not, framed or not framed.....	"							26,283	51,225
Stained or ornamental glass windows.....								1,987	26,283
Articles of glass, not plate or sheet, designed to be cut or mounted, and manufactures of glass, n.o.p.....								18,897	1,987
Recapitulation—Glass and Glassware.....								129,351	18,897
Glue—								4,559	129,407
Glue, liquid.....								316,368	4,559
Glue, powdered or sheet.....	Lb.							1,137	316,368
Mucilage and adhesive paste.....								7,092	1,137
Grease, Oil, Soap and Wax—								15,233	7,092
Candles, paraffine wax.....	Lb.							3,031	15,233
Candles, all other.....	"							2,905	3,031
Grease, axle.....								1,876	2,905
Oils—Fish—								79	1,876
Cod-liver oil.....	Gal.							35	79
Whale and spermaceti.....	"							63	35
Oils—Mineral—								1,349	1,349
Illuminating oils composed wholly or in part of the products of petroleum, coal, shale or lignite, costing more than 30 cents per gallon.....	"							2,936	1,349
Products of petroleum, n.o.p.....	"							17,447	2,936
Oils—Other than Fish and Mineral—								1,498	17,447
Animal oil, lard.....	"							12,171	1,498
Animal oil, n.o.p.....	"							135	12,171
Essential oils, peppermint.....	Lb.							35,277	135
Essential oils, n.o.p.....	"							6,408	35,277
Lubricating oils, n.o.p.....	Gal.							39,604	6,408
Vegetable Oils—								2,398	39,604
Castor.....	"							306,074	2,398
Cocconut oil, n.o.p.....	"							2,737	306,074
Flaxseed or linseed oil, raw or boiled.....	Lb.							3,455	2,737
Olive oil, n.o.p.....	Gal.							4,925	3,455
Vegetable oil, not otherwise provided for.....	"							147,732	4,925
All other oils, not elsewhere specified.....								100	147,732
Total Oils.....								31,017	100
Soap—								10	31,017
Castile.....	Lb.							2,656	10
Common or laundry.....	"								2,656



[illegible]

9 GEORGE V, A. 1919

No. 19 A—IMPORTS for Consumption under British Preferential Tariff, during the Fiscal Year ended March 31, 1918—*Con.*

Classification.	Unit of Quantity.	FROM UNITED KINGDOM.		FROM OTHER COUNTRIES.		TOTAL IMPORTS UNDER PREFERENTIAL TARIFF.	
		Quantity.	Value.	Country.	Quantity.	Value.	Quantity.
<b>Metals and Minerals—Continued.</b>			\$			\$	
<b>Iron and Steel—Continued.</b>							
Bayonets, swords, fencing foils and masks			5,133			5,133	
Billets of iron or steel, weighing not less than 60 lbs. per lineal yard		119	942			942	119
Bridles or parts thereof, iron or steel structural work, collars, slaps, or sections, drilled, punched, or in any further state of manufacture than as rolled or cast, n.o.p.							
Bulls and hinges, n.o.p.			731			731	
Castings, n.o.p.			188			188	
Chains, coil chain and links, including repair links and chain shackles of iron or steel, n.o.p.			8,091			8,091	
Chains, n.o.p.							
Cutlery—Pen-knives, jack-knives, and pocket knives of all kinds.	Cwt.	410	5,724			5,724	410
Cutlery—Knives and forks of steel, plated or not, n.o.p.			9,032			9,032	
Cutlery, n.o.p.			33,483			33,483	
Engines, boilers, etc. (see also "Machinery")—			101,058			101,058	
Boilers, steam, and parts of			90,271			90,271	
Boilers, n.o.p., and parts of	No.	15	14,857			14,857	15
Gasoline and gas engines	"	1	30,073			30,073	1
Steam engines			4,546			4,546	
Ferro-manganese and spiegeleisen, containing not more than 15 per cent manganese, and other ferro alloys, n.o.p.			913			913	
Guns, rifles, including air guns and air rifles (not being toys), muskets, cannons, pistols, revolvers or other firearms.	Cwt.	2,677	31,366			31,366	2,677
Hardware, viz.—Builders', cabinetmakers', upholsters', harness-makers', saddlers', and carriage hardware, including curry-combs, n.o.p.			16,640			16,640	
Hoop, band, scroll or strip, No. 14 gauge and thinner, galvanized or coated with other metal or not, n.o.p., including drawn iron or steel of this description for the manufacture of mats. (Free)			22,988			22,988	
Horse, mule and ox shoes.							
Locks of all kinds.							
<b>Machinery—</b>							
Coal-handling machinery							
Concrete mixing machines.	No.	718	1,781			1,781	718
Cranes and derricks	"		7,879			7,879	
Engines, portable, with boilers in combination, and traction engines for farm purposes.	"		2,367			2,367	
Ore crushers and rock crushers, stamp mills, Cornish and belted rolls, rock drills, air compressors and percussion coal cutters.							
Paper and pulp mill machinery.			2,524			2,524	
Presses, printing and lithographic.			219			219	
Ruling, folding, binding, embossing, creasing or cutting machinery when for use by printers, bookbinders and by manufacturers of articles made from paper or cardboard, including parts thereof.			22,062			22,062	
Sewing machines.			1,154			1,154	
Sewing machine parts.	No.	1,152	21,571			21,571	1,152
Typewriting machines.	No.	2	100,555			100,555	2
			879			879	
			108			108	
			25,920			25,920	
			8,889			8,889	
			27			27	



## SESSIONAL PAPER No. 10b

		1	15	1	15	1	15
Washing machines, domestic							
Other machinery composed wholly or in part of iron or steel, n.o.p., and iron or steel integral parts of			266,633		266,633		
Total Machinery			450,856		450,856		
Nails, brads, spikes and tacks of all kinds, n.o.p.	l.b.	953	186	953	186		
Nails and spikes, cut (ordinary builders)	Cwt.	1	19	1	19		
Nails, wire, of all kinds, n.o.p.	"	5	73	5	73		
Needles, of any material or kind, n.o.p.			59,492		59,492		
Nuts, rivets and bolts, with or without threads; nut and bolt blanks	Cwt.	608	2,975	608	2,975		
Pig iron	Ton	11	608	11	608		
Pipe, cast iron, of every description	Cwt.	5,377	7,976	5,377	7,976		
Pipe—Fittings for iron or steel pipe of every description			5,096		5,096		
Pumps, hand, n.o.p.	No.	3	520	3	520		
Pumps, power, and parts		22	32	22	32		
Rails for railways and tramways	Ton	1	14,210	1	14,210		
Sales, and doors for sales and vaults			16		16		
Scales, balances, weighing beams and strength testing machines of all kinds			420		420		
Screws, commonly called 'wood screws' of iron, brass or other metals			147		147		
Screws, lag or coach, plated or not; machine or other screws, n.o.p.			31		31		
Sheets, rolled, polished or not, No. 14 gauge and thinner, n.o.p. (Free)	Cwt.	418	1,781	418	1,781		
Springs, n.o.p., and parts thereof, of iron or steel, for railway, tramway or other vehicles			200		200		
Stoves of all kinds, for coal, wood, oil, spirits or gas			297		297		
Tools and implements—							
Adzes, cleavers, hatchets, wedges, sledges, hammers, crowbars, cantdogs and truck tools; picks, mattocks and eyes or poles for the same							
Files and rasps, n.o.p.							
Saws							
Tools, hand, of all kinds, n.o.p.							
Tubing or pipe, plain or galvanized, riveted, corrugated or otherwise specially manufactured, including lock joint pipe, n.o.p.							
Tubing, seamless steel, valued at not less than 3½ cents per lb. (Free)							
Tubing, wrought or seamless, plain or galvanized, threaded and coupled or not, over 4 inches, but not over 10 inches in diameter, n.o.p.	Cwt.	188	1,255	188	1,255		
Ware—Agate, granite or enamelled iron or steel ware			5,491		5,491		
Ware—Iron or steel hollow-ware, plain black or coated, n.o.p., and nickel and aluminum kitchen or household hollow-ware, n.o.p.			4,615		4,615		
Wire, crucible cast steel, valued at not less than 6 cents per lb. (Free)			1,949		1,949		
Wire, single or several, covered with cotton, linen, silk, rubber or other material, including cable so covered	l.b.	32,567	4,620	32,567	4,620		
Wirecloth and woven wire or netting of iron or steel			12,703		12,703		
Wire, rope, stranded or twisted wire, clothes lines, picture or other twisted wire, and wire cables, n.o.p.			1,260		1,260		
Wire, n.o.p.			791		791		
Other manufactures of iron or steel	l.b.	13,247	336,205	13,247	336,205		
			41,313		41,313		
			184,170		184,170		
Total Iron and Steel			2,474,777		2,474,777		
Lamps, side lights and head lights, lanterns, chandeliers							
Lamp springs and clock springs			20,691		20,691		
			47		47		

9 GEORGE V, A. 1919

No. 19 A—Imports for Consumption under British Preferential Tariff, during the Fiscal Year ended March 31, 1918—*Con.*

Classification.	Unit of Quantity.	FROM UNITED KINGDOM.		Country.	FROM OTHER COUNTRIES.		TOTAL IMPORTS UNDER PREFERENTIAL TARIFF.	
		Quantity.	Value. \$		Quantity.	Value. \$	Quantity.	Value. \$
Metals and Minerals—Continued.								
Lead—								
Bars and sheet.....	Cwt.	300	875	British West Indies.....	65	258	65	258
Old scrap, pig and block.....	"			British West Indies.....	46	188	346	1,063
Other manufactures of lead.....			25,602					25,602
Total Lead.....			26,477	British West Indies.....		446		26,923
Nickel, German and Nevada silver, manufactures of, not plated.....			7,290					7,290
Nickel-plated ware, n.o.p.....			30,374					30,374
Phosphor tin and phosphor bronze, in blocks, bars, plates, sheets and wire.....			288					288
Pins, n.o.p.....			42,962					42,962
Plumbago, ground, and manufactures of, n.o.p.....			3,449					3,449
Plumbago, not ground or further manufactured.....			11,950					11,950
Stereotypes, electrotypes and celluloids for almanacs, calendars, illustrated pamphlets, newspaper or other advertisements, n.o.p., and matrices or copper shells for such stereotypes, electrotypes and celluloids.....								
Tinware, japanned or not, and all manufactures of tin, n.o.p.....	Sq m	14,288	864				14,288	864
Type for printing, including chases, quoins and slugs of all kinds.....			24,914					24,914
Type metal in blocks, bars, plates and sheets.....			3,249					3,249
Wire of all kinds except iron or steel, n.o.p.....			1,092					1,092
Zinc manufactures.....			108					108
Mineral and bituminous substances, n.o.p.....			311					311
			20,333					20,333
Recapitulation—Metals and Minerals.....			2,937,103	British West Indies.....		446		2,937,549
Musical Instruments—								
Brass band instruments and bag pipes.....			21,086					21,086
Organ parts.....			109					109
Phonographs, gramophones, gramophones and finished parts thereof, including cylinders and records therefor.....			10,268					10,268
Piano parts.....			30					30
Other instruments, n.o.p.....			2,593					2,593
Recapitulation—Musical Instruments.....			34,086					34,086
Optical, Philosophical, Photographic and Mathematical Instruments—								
Spectacles, eye-glasses and ground or finished spectacle or eye-glass lenses.....			893					893
Spectacle frames, eye-glass frames, and metal parts of.....			10					10
Other optical, philosophical, photographic and mathematical instruments, n.o.p.....			32,851					32,851

## SESSIONAL PAPER No. 106

Recapitulation—Optical, Philosophical, Photographic and Mathematical Instruments.....					33, 754					33, 754
Packages, usual outside coverings.....					860, 051	British India..... Straits Settlements..... British East Indies, other..... British Guiana..... British West Indies..... New Zealand.....	182..... 2, 836..... 1, 026..... 7, 331..... 13, 719..... 4, 129.....			
Paintings— Paintings in oil or watercolours and pastels, when valued at less than \$20 each.....	No.	259			1, 146			259		1, 146
Photographs, chromos, chromotypes, artotypes, oleographs, paintings, drawings, pictures, engravings or prints, decalcomania transfers of all kinds, or proofs therefrom, and similar works of art, n.o.p.; blueprints and building plans.....					97, 262					97, 262
Paints and Varnishes— Gold liquid paint.....	lb.				701					701
Lead, red, dry, and orange mineral. (Free)	"	2, 110			255			2, 110		255
Lead, white, ground in oil.....	"	2, 216			274			2, 216		274
Liquid fillers, anti-corrosive and anti-fouling paints, and ground and liquid paints, n.o.p.....	"	322, 339			62, 381			322, 339		62, 381
Ochres, ochrey carbas, sienas and umbers.....	"	13, 842			28, 478			13, 842		28, 478
Oxides, fire proofs, rough stuffs, fillers and colours, dry, n.o.p.....	"	240, 534			28, 984			240, 534		28, 984
Paris green, dry.....	"	5, 152			2, 216			5, 152		2, 216
Putty.....	"	6, 037			369			6, 037		369
Zinc white. (Free).....	"	2, 080			727			2, 080		727
Varnish, lacquers, japans, japan driers, liquid driers and oil finish, n.o.p.	Gal.	7, 663			17, 705			7, 663		17, 705
Recapitulation—Paints and Varnish.....					114, 090					114, 090
Parcels of small value, by express.....					560					560
Parcels and packages by post, n.o.p.....					119, 500					119, 500
Petunary, non-alcoholic—Hair oil, tooth and other powders and washes, pomadums, pastes and all other perfumed preparations, n.o.p., used for the hair, mouth or skin.....					38, 142					38, 142
Photographic dry plates.....					5, 527					5, 527
Picture and photograph frames of any material.....					9, 184					9, 184
Plants and trees— Apples trees.....	No.	379			132			379		132
Fruit plants, n.o.p.....	"	100			10			100		10
Groeserry bushes.....	"	1, 660			75			1, 660		75
Maple trees.....	"	12			50			12		50
Palis ferns, rubber plants (ficus), gladioli, cannas, dahlias and paeonies.....	No.	1, 095			1, 095					1, 095
Pear trees.....	"	101			38			101		38
Rose bushes.....	"	67, 260			7, 278			67, 260		7, 278
Trees, plants and shrubs known as nursery stock, n.o.p.....					464					464
Recapitulation—Plants and Trees.....					9, 142					9, 142

9 GEORGE V, A. 1919

No. 19 A—Imports for Consumption under British Preferential Tariff, during the Fiscal Year ended March 31, 1918—*Con.*

Classification.	Unit of Quantity.	FROM UNITED KINGDOM.		FROM OTHER COUNTRIES.		TOTAL IMPORTS UNDER PREFERENTIAL TARIFF.	
		Quantity.	Value.	Country.	Quantity.	Value.	Quantity.
Plates engraved on wood, steel or other metal, and transfers taken from the same, engravers' plates, of steel or other metal, polished for engraving thereon.....			\$			\$	
Pocket-books, portfolios, purses, reticules, satchels, card cases, fly books and musical instrument cases.....			4,583				4,583
Precious stones and imitations thereof, not mounted or set, and pearls and imitations thereof, pierced, split, strung or not, but not set or mounted.			14,706	British West Indies.	27		14,733
Pulleys, belt, of all kinds for power transmission.....			31,288				31,288
			3,363				3,363
<b>Seeds—</b>							
Clover and timothy.....				New Zealand.		190	190
Garden, field and other seeds for agricultural or other purposes, n.o.p., sunflower, canary, hemp and millet seed, when in packages weighing one pound each or less.....			7,675				7,675
Garden, field and other seeds for agricultural or other purposes, n.o.p., sunflower, canary, hemp and millet seed, when in packages weighing one pound each.....			8,616	New Zealand.		1,098	9,714
Garden and field seeds not specified as free, valued at not less than \$5 per pound, in packages of not less than one ounce each.....			900				960
— Recapitulation—Seeds.....			17,251	New Zealand.		1,288	18,539
Signs of any material other than paper, framed or not; letters or numerals of any material other than paper.....			3,918				3,918
Sponges of marine production.....			6,070	British West Indies.		15,490	21,660
Starch, including corn starch, potato starch, and all preparations having the qualities of starch.....	Lb.	13,011	1,094				13,011
<b>Stone, Marble and Slate—</b>							
Marble—							
Marble, sawn or sand-rubbed, not polished.....			27				27
Other manufactures of marble.....			2,004				2,004
<b>Slate—</b>							
School writing slates.....			35				35
Other slate and manufactures of.....			26				26
<b>Stone—</b>							
Chalk, prepared.....			883				883
Flagstone and building stone, except marble or granite, sawn on not more than two sides.....			159				159
Granite, sawn only.....			101				101
Granite, manufactures of, n.o.p.....			58,549				58,549
Grindstones, not mounted, and not less than 36 inches in diameter.....			28,316				28,316
Grindstones, n.o.p.....			646				646
Gypsum or plaster of Paris, ground, not calcined.....	Cwt.	662	880				662



## SESSIONAL PAPER No. 10b

	Cwt.	61	62	61	62
Gypsum or plaster of Paris, calcined, and prepared wall plaster.			1,660		
Other stone.			93,348		1,660
Recapitulation—Stone, Marble and Slate.					93,348
Tape lines of any material.			1,283		1,283
Textiles—					
Carpets—(see also "Flax" and "Wool"):					
Carpeting, rugs, mats and matting, of straw			1,144		1,144
Cocoa carpeting, mats, rugs and matting.			556	British India.	1,991
Mats, door or carriage, other than metal, n.o.p.			352		352
Other carpets, n.o.p.		253	221		221
Church vestments of any material.			1,674		1,674
Cloth, coated or sized, for manufacture of sensitized blue or black print cloth.			1,832		1,832
Cordage, ropes and twines.					
Cordage, cotton, of all kinds.	Lb.	79,145	22,913	79,145	22,913
Cordage and rope of all kinds, n.o.p.	"	1,834,577	295,002	1,834,577	295,002
Twines, manufactures of, viz: hammocks and lawn tennis nets, sportsman's fish nets and other articles, n.o.p.			16,871	British Guiana.	16,883
Cotton—					
Bags, seamless.			13		13
Bags made up by the use of the needle, n.o.p.			20,566		20,566
Batts, batting and sheet wadding.	Lb.	220	65	220	65
Clothing—					
Blouses and shirtwaists.			3,728		3,728
Shirts.			22,262		22,262
Shirts.	Dozen	6,831	38,902	6,831	38,902
Socks and stockings.	Doz. pr.	83,481	199,540	83,481	199,540
Undershirts and drawers.			19,540		19,540
Clothing, n.o.p.			245,134		245,134
Embroideries, white and cream-coloured.			11,333		11,333
Fabrics—					
Betting of all kinds except rubber and leather.			181,140		181,140
Bobinet (white cotton) plain, in the web.	Yd.	112,851	23,314	112,851	23,314
Duck, gray or white, n.o.p., weighing over 8 oz. per square yard.	"	681,981	352,677	681,981	352,677
Grey, unbleached.	"	8,366,427	642,420	8,366,427	642,420
Jeans, cantilles, and sateens for the manufacture of corsets and dress stays.	"	172,635	34,223	172,635	34,223
Printed, dyed or coloured, n.o.p.	"	27,081,727	4,743,079	27,081,727	4,743,079
Towelling in the web.	"	2,815,472	50,489	2,815,472	50,489
Uncoloured cotton fabrics, bleached, viz:—Serius and window serims, cambric cloths, muslin apron checks, brilliants, cords piques, dimers, lenos, Swiss jaconet and cambric muslins, and plain, striped or checked lawns.	"	1,538,906	56,565	1,538,906	56,565
Velvets, velveteens and plush, n.o.p.	"	3,686,021	1,800,507	3,686,021	1,800,507
White or bleached.	"	17,109,997	1,900,136	17,109,997	1,900,136
Handkerchiefs.			647,407		647,407
Lace, white and cream-coloured.			544,584		544,584
Lampwick.			4,987		4,987
Sheets, bed quilts, pillow cases and damask of cotton in the piece, including uncoloured table cloths or napkins of cotton.			821,672		821,672
Tape, dyed or coloured.			4,170		4,170
Tape, not dyed or coloured.			6,431		6,431
Tape, not over 1½ inches in width.			50,287		50,287
Thread, crochet and knitting.	Lb.	517,839	284,269	517,839	284,269

9 GEORGE V. A. 1919

No. 19 A—Imports for Consumption under British Preferential Tariff, during the Fiscal Year ended March 31, 1918—*Con.*

Classification.	Unit of Quantity.	FROM UNITED KINGDOM		FROM OTHER COUNTRIES.		TOTAL IMPORTS UNDER PREFERENTIAL TARIFF.	
		Quantity.	Value. \$	Country.	Quantity.	Value. \$	Quantity.
<b>Textiles—Continued.</b>							
<b>Cotton—Concluded.</b>							
Thread, sewing, in hanks.....	Lb.	505,770	491,460			505,770	491,460
Thread, sewing, on spools.....			237,788				237,788
Thread, n.o.p.....	Lb.	17,229	14,099			17,229	14,099
Towels.....			232,600				232,600
Yarn, knitting, hosiery or other, dyed or not.....	Lb.	237,253	165,597			237,253	165,597
Other manufactures of cotton or of which cotton is component material of chief value, n.o.p.....			155,982				155,982
Total Cotton.....			14,226,816				14,226,816
<b>Crapes, black mourning.</b>							
Curtains and shams, made up, trimmed or untrimmed.....			4,606				4,606
Embroideries, n.o.p.....			192,410				192,410
			4,614				4,614
<b>Flax, Hemp and Jute—</b>							
Bags or sacks of linen, hemp or jute.....			75,392	British India.	15,315		90,707
Carpeting, rugs, matting and mats of hemp or jute.....			34,841				34,841
Clothing—							
Blouses and shirtwaists.....			18				18
Shirts of linen.....	Dozen	25	745			25	745
Other linen clothing, n.o.p.....			1,521				1,521
Damask of linen, uncoloured, in the piece, stair linen, diaper, doylies, tray cloths, uncoloured table cloths or napkins of linen, quilts, counterpanes, pillow cases of linen and sheets.....			451,039				451,039
Embroideries and lace of linen, white or cream-coloured.....			345				345
<b>Fabrics—</b>							
Brown or bleached.....	Yd.	356,357	90,473			356,357	90,473
Jute cloth, or jute canvas, uncoloured, not further finished than cropped, bleached, mangled or calendered.....	"	10,908,035	1,674,955	British India.	50,645,632	3,069,314	4,744,289
Printed, dyed or coloured fabrics of flax, n.o.p.....	"	35,928	10,329				10,329
Tailors' bolands of linen and towelling in the web.....	"	890,520	117,877				117,877
Unbleached fabrics.....	"	2,145,600	386,230			2,148,000	386,230
Handkerchiefs.....			206,554				206,554
Tape of linen not over 1½ inches in width.....			3,250				3,250
Tapestry of jute.....			296				296
Thread of linen, n.o.p.....	Lb.	173,936	210,787			173,936	210,787
Towels.....			96,501				96,501
Other manufactures of hemp or flax, or of which hemp or flax is the component material of chief value, n.o.p.....			16,105				16,105
Other manufactures of jute.....			151,941				151,941
Total Flax, Hemp and Jute.....			3,528,999	British India.		3,084,629	6,613,628

## SESSIONAL PAPER No. 10b

Grasses and Fibres— Fibre, kartavert, indurated fibre, vulcanized fibre and like material and manufactures of, n.o.p.	Straw manufactures, n.o.p.	British West Indies.	726	1,380	726	1,380	726	1,380	726	1,380
Hair—										
Cloth of all kinds.			12,097							
Curled or dyed hair, n.o.p.			422							
Other manufactures of hair.			1,337							
Knitted goods of every description, n.o.p.			78,285							
Oil cloth, enamelled carriage, floor, shelf and table oil cloth, cork matting or carpet and linoleum.			605,188							
Oiled silk, oiled cloth, and tape or other textile, India-rubbered, flocked or coated, n.o.p.			109,291							
Ribbons of all kinds and materials.			15,139							
Silk—										
Clothing—										
Blouses and shirtwaists.			1,161							
Shawls.			1,129							
Shirts.			605							
Dozen			24							
Socks and stockings.			8,123							
Undershirts and drawers.			185							
Clothing, n.o.p.			84,120							
Fabrics—										
Fabrics for the manufacture of neckties.			38,953							
Velvet and plush, n.o.p.			152,974							
Fabrics, n.o.p.			202,773							
Handkerchiefs.			35,396							
Sewing and embroidery silk, silk twist, and silk floss.			85,650							
Other silk and manufactures of, n.o.p., or of which silk is the component part of chief value, n.o.p.			36,962							
Total Silk.			648,031							
Stockinettes for the manufacture of rubber boots and shoes.										
Waste or shoddy from cotton, woollen or other fabrics or from yarn or thread, machined, garnetted or prepared for use.										
Webbing, elastic, over one inch wide.										
Window shades, cut to size or hemmed or mounted on rollers, n.o.p., and window-shade cloth in the piece.										
Wool—										
Blankets composed wholly of pure wool.										
Carpets—										
Administer all kinds in the roll.										
Brussels and wilton, all kinds, in the roll.										
Brussels and wilton, all kinds, in squares.										
Ingram, 2 and 3 ply, all wool or union, or paper fibre, in the roll.										
Ingram, 2 and 3 ply, all wool or union, or paper fibre, all kinds in squares.										
Mats and hearth rugs, up to 3 ft. x 6 ft. and runners.										
Oriental and hand woven squares, all kinds.										
Tapestry and velvets, in the roll.										
Tapestry and velvet, all kinds, in squares.										

9 GEORGE V, A. 1919

No. 19 A—IMPORTS for Consumption under British Preferential Tariff, during the Fiscal Year ended March 31, 1918—*Con.*

Classification.	Unit of Quantity.	FROM UNITED KINGDOM.		FROM OTHER COUNTRIES.		TOTAL IMPORTS UNDER PREFERENTIAL TARIFF.	
		Quantity.	Value. \$	Country.	Quantity.	Value. \$	Quantity.
Textiles— <i>Concluded.</i>							
Wool— <i>Concluded.</i>							
Clothing—							
Knitted goods, n.o.p.			416,497				416,497
Outside garments for women and children.			135,095				135,095
Shawls.....			99,166				99,166
Shirts.....	Dozen	940				940	
Socks and stockings.....	Doz. pr.	248,601	791,241			248,601	791,241
Undershirts and drawers.....			100,239				100,239
Clothing, n.o.p.			414,190				414,190
Fabrics—							
Casimeres, cloths and doekins.....	Yd.	1,253,658	1,767,896			1,253,658	1,767,896
Coatings and overcoatings.....	"	582,543	389,973			582,543	389,973
Dress goods, coat linings, Italian cloths, alpaca, cash- meres, henrietias, serges, bunnings, nun's cloth, bengalines, whip cords, twills, plains or jacquards of similar fabrics, not exceed- ing in weight six ounces to the square yard, grey or unfinished, to be dyed or finished in Canada.....	Sq. yd.	1,947,651	1,186,968			1,947,651	1,186,968
Felt cloth, n.o.p.	"	18,324	37,843			18,324	37,843
Flannels, plain, not fancy.....	"	584,670	104,830			584,670	104,830
Fabrics of wool, or of cotton and wool, commonly described and labeled as flannels, mohairs, alpaca and Italian linings.....	"	2,385,056	1,145,752			2,385,056	1,145,752
Felt goods.....	"	1,477,340	1,294,640			1,477,340	1,294,640
Felt, pressed, of all kinds, not filled or covered by or with any woven fabric.....	lb.	56,949	48,865			56,949	48,865
Railway rugs.....			52,901				52,901
Wool, viz.—Leicester, Cotswold, Lincolnshire, South Down combing wools, or wools known as lustre wools and other like combing wools, such as are grown in Canada.....	lb.	2,707	1,008			2,707	1,008
Worsted tops made from such wools as are mentioned in the pre- ceding item.....			609				609
Yarns, composed wholly or in part of wool, worsted, the hair of the goat or like animal, n.o.p., costing thirty cents per pound or over, on the cop, cone, or tube, or in the hank, for the manufacture of woollen goods.....	lb.	1,638,342	1,963,126			1,638,342	1,963,126
Yarns, woollen and worsted, n.o.p.	"	371,316	601,739			371,316	601,739
Other fabrics and manufactures of wool, n.o.p.			5,613,885				5,613,885
Total Wool.....			17,502,677	British India.....			17,502,766
Recapitulation—Textiles.....			37,435,214	British India.....			
				British Guiana.....			
				Straits Settlements.....			
				British West Indies.....			
							40,522,765
Tobacco pipes of all kinds, pipe mounts, cigar and cigarette cases, cigar and cigarette holders and cases for the same, smokers' sets and cases therefor, and tobacco pouches.....			173,020				173,020

Tobacco pipes of all kinds, pipe mounts, cigar and cigarette cases, cigar and cigarette holders and cases for the same, smokers' sets and cases therefor, and tobacco pouches.....





No. 19 A—Imports for Consumption under British Preferential Tariff, during the Fiscal Year ended March 31, 1918—*Con.*

## RECAPITULATION.

	FISCAL YEAR ENDED MARCH 31, 1917.		FISCAL YEAR ENDED MARCH 31, 1918.	
	Dutiable.	Free.	Dutiable.	Free.
	\$	\$	\$	\$
Imports into Canada under British Preferential Tariff—				
From United Kingdom.....	65,256,505	1,737,036	50,004,839	1,032,680
Bermuda.....			9,869	
From United States.....	81,318	10,925	68,298	25,417
British East Indies, Other.....	7,043,068	3,977	6,688,517	7,948
British Guiana.....	3,607,904		3,155,067	
British India.....	16,680		7,581	
British South Africa.....			1,298	14,182
British West Africa.....	11,591,021	2,846,337	7,432,694	2,642,125
British West Indies.....	831,890		1,530,694	
British West Indies.....	102,596		208,844	
British West Indies.....	261,663		313,521	
New Zealand.....				
Straits Settlements.....	88,792,703	4,098,275	69,701,282	3,722,352
Total.....				
		92,890,978		73,423,634

STATEMENT No. 19 B.

IMPORTS FOR CONSUMPTION

UNDER FRENCH TREATY TARIFF

DURING THE FISCAL YEAR ENDED MARCH 31,

1918.





## SESSIONAL PAPER No. 10b

One-half pint each or less Over one quart each.	Dosen. Gal.	4 28	19 172	586 29	906 221				590 57	925 393
Recapitulation—Beverages and Spirits.....			31,880		135,322	Australia..... Italy..... Portugal..... St. Pierre & Miquelon..... Spain..... Switzerland.....	146 8,054 3,429 73 70,250 129			
Books, Ink, Paper and Stationery— Books and printed matter— Books, viz.: Novels or works of fiction, or literature, or a similar character, unbound or paper bound, or in sheets, in the French language, but not to include Christmas Annals, or publications commonly known as juvenile or toy books.....					6,047					6,047
Books, printed, periodicals and pamphlets, or parts thereof, in the French language, n.o.p.; not to include blank account books, copy books or books to be written or drawn upon.....					80,998					80,998
Ink, printing.....					90	Japan.....	186			29
Ink, writing.....					250	Japan.....	8,743			436
Pencils, lead.....			82		42	Japan.....	8,743			8,743
Pens, penholders, and rulers of all kinds.....			234		10	Japan.....	3,241			3,455
Recapitulation—Books, Ink, Paper, and Stationery.....			317		87,376	Japan.....	12,175			99,868
Brushes of all kinds.....			570		37,345	Hong Kong..... Japan..... Switzerland.....	11 178,902 7			216,835
Clocks and Watches— Clocks, time recorders, clock and watch keys, clock movements and clock cases.....			184		141	Japan..... Switzerland.....	5,819 34			6,168
Watches.....			12,667		190	Japan..... Switzerland.....	73 34,280			47,219
Recapitulation—Clocks and Watches.....			12,851		331	Japan..... Switzerland.....	5,892 34,313			53,387
Combs.....			696		120	Japan..... Hong Kong.....	3,401 9			4,226
Drugs, Dyes, Chemicals and Medicines— Gelatine and isinglass.....	Lb.	2,000	910			Japan..... Switzerland.....	14,842 4,740	21,582		8,312
Medicinal, chemical and pharmaceutical preparations including proprietary preparations (all other) non-alcoholic.....					56,626	Australia.....	1,398			83,674
Surgical dressings, antiseptic, such as absorbent cotton, cotton wool lint, lamb's wool, tow, jute, gauzes, and eukum, prepared for use as surgical dressings, plain or medicated.....			25,650							
Recapitulation—Drugs, Dyes, Chemicals, and Medicines.....			96		36	Japan.....	50			182
			26,656		56,662	Australia..... Japan..... Switzerland.....	1,398 5,801 1,651			92,168

9 GEORGE V, A. 1919

No. 19 B—Imports for Consumption under French Treaty Tariff, during the Fiscal Year ended March 31, 1918—*Con.*

Classification.	Unit of Quantity.	FROM UNITED KINGDOM.		FROM FRANCE.		FROM OTHER COUNTRIES.		TOTAL IMPORTS UNDER FRENCH TREATY.	
		Quantity.	Value.	Quantity.	Value.	Country.	Quantity.	Value.	Quantity.
Elastic, round or flat, including garter elastic.....			\$			Japan.....		\$	89
Electric Apparatus— Electric motors, generators and dynamos.....									810
Electric apparatus, n.o.p., insulators of all kinds and sockets, etc., and electric galvanic batteries, telegraph and telephone instruments.....	810								
					4,058	Japan.....		8,880	
						Sweden.....		237	13,175
Recapitulation—Electric Apparatus.....			810		4,058	Japan.....		8,880	
						Sweden.....		237	13,985
ancy Goods— Alabaster, spar, amber, terra cotta or composition ornaments.....	414				1,005	Japan.....		445	1,804
Bead ornaments.....	1,077				3,350				4,427
Bosses, fancy, ornamental cases and writing desks etc.	673				2,779	Hong Kong.....		6	
						Japan.....		11,802	
						Switzerland.....		101	15,361
Braids, cords, fringes, tassels, n.o.p.....	4,637				10,843	Japan.....		5,301	20,935
						Switzerland.....		154	
Cases for jewellery, watches, silverware, plated-ware and cutlery.....						Japan.....		107	167
Fans.....						Japan.....		1,708	1,708
Feathers, fancy, undressed.....						Japan.....		576	576
Lace, n.o.p., lace collars and all manufactures of lace; nets and nettings of cotton, linen, silk, or other material, n.o.p.....	35,423				57,641	Japan.....		15,736	
						Malta.....		430	
Statues and statuettes of any material.....	144				4,368	Switzerland.....		10,200	119,330
						Italy.....		2,781	
Toilet and manicure sets.....	13					Japan.....		251	7,544
Toys and dolls of all kinds.....	1,673				3,708	Japan.....		3	28
								188,147	193,528
Recapitulation—Fancy Goods.....			44,054		83,600	Hong Kong.....		6	
						Italy.....		2,781	
						Japan.....		224,138	
						Malta.....		430	
						Switzerland.....		10,455	365,408

## SESSIONAL PAPER No. 10b

Foodstuffs— Breadstuffs— Macaroni and vermicelli.....	Lb.	30	1				Hong Kong.....	296	23,611	1,379
Fish— Anchovies, sardines, sprats and other fish, packed in oil or otherwise, in tin boxes weighing— Over 12 but not over 20 ounces each..... Over 8 but not over 12 ounces each.....	Box. “ “						Japan..... Japan..... Japan..... Norway..... Japan..... Norway..... Spain..... Spain..... Japan..... Spain.....	1,032 9 85 384 31,675 44 406,973 155,441 40,491 3 547,035	96 1,023 406,973 155,441 40,491 3 547,035	9 85 40,272 43,138 165,073 70
Fruits and Nuts— Nuts—Almonds shelled..... Other nuts shelled.....	Lb. “	10,834 24,128	2,133 7,333	1,215 441,642	514 141,022		Spain..... Spain.....	16,715		
Mustard, French liquid..... Pickles and Sauces— Pickles in bottles, jars or similar vessels.....	Gal. “ “			301	422		Hong Kong..... Japan..... Japan..... Japan..... Japan..... Japan..... Japan..... Japan.....	35 227 1,438 228 4 332 891	682 3,044 229 a 891	684 1,438 228 a 332
Provisions— Canned meats and game..... Extracts of meats and fluid beef, not medicated, and soups of all kinds.....	Lb. “ “			1,712	1,183		Australia..... Hong Kong..... Japan..... Japan..... Switzerland.....	17,003 93 2,045 454 27	92,319	20,324 481
Vegetables— Tomatoes and cooked corn in cans or other air- tight packages.....	Lb.						Spain.....	3	65	3
Vegetables and baked beans in cans or other air- tight packages, n.o.p.....	“	24,372	2,739	6,339	1,483		Belgium..... Hong Kong..... Italy..... Japan..... Spain..... Japan.....	553 77 509 27,159 2,342 695	247,449 2,970	34,062 798
Vinegar of any strength not exceeding strength of proof	Gal.			138	103		Japan.....			
Recapitulation—Foodstuffs.....			19,635		146,537		Australia..... Belgium..... Hong Kong..... Italy..... Japan..... Norway..... Spain..... Switzerland.....	17,003 553 501 309 34,069 31,751 59,595 27		308,680
Furs, Hides and Leather— Boots and shoes, slippers and insoles of leather, n.o.p.			43		1,040		Japan..... Switzerland.....	13,124 252		14,489

No. 19 B—Imports for Consumption under French Treaty Tariff, during the Fiscal Year ended March 31, 1918—*Con.*

Classification.	Unit of Quantity.	FROM UNITED KINGDOM.		FROM FRANCE.		FROM OTHER COUNTRIES.		TOTAL IMPORTS UNDER FRENCH TREATY.	
		Quantity.	Value.	Quantity.	Value.	Country.	Quantity.	Value.	Value.
Glass and Glassware— Silvered glass, bevelled or not, framed or not framed Other articles of glass, not plate or sheet, designed to be cut or mounted, and manufactures of glass n.o.p.			\$		\$			\$	
		22			16,338	Japan.....		2,187	18,547
		482			6,312	Japan.....		28,100	
						Switzerland.....		1,495	36,380
Recapitulation—Glass and Glassware.....		504			22,650	Japan.....		30,287	
						Switzerland.....		1,495	54,936
Glue— Glue, liquid..... Mucilage and adhesive paste.....			81			Japan.....			81
Recapitulation—Glue.....		81				Japan.....			1
									82
Grease, Oil, Soap and Wax— Oils, olive, n.o.p.....	Gal.	603	1,208	6,730	17,131	Spain.....	5,887	8,003	26,342
Soap— Castile.....	Lb.			20,765	1,906				1,906
Recapitulation—Grease, Oil, Soap and Wax.....			1,208		19,037	Spain.....		8,003	28,248
Gutta-Percha— Other manufactures of India-rubber and gutta-percha n.o.p., and rubber cement..... Jewellery.....			20		1,396	Japan.....		9,333	10,755
			3,796		5,329	Japan.....		2,607	
						Switzerland.....		720	12,452
Magic lanterns and slides therefor and moving picture machines.....		36			238				274
Metals— Aluminum, manufactures of..... Brass— Manufactures of brass n.o.p.....			85		4,422				4,507
			48		3,392	Japan.....		3,402	
						Switzerland.....		130	6,972
Buckles and clasps of iron, steel, brass or copper, all kinds, n.o.p. (not being jewellery).....		12							12
Copper— Manufactures of copper, n.o.p.....						Hong Kong.....		6	269
						Japan.....		263	
Gold and Silver— Electro-plated ware and gilt ware, n.o.p..... Gold, silver and Dutch or schlag metal leaf.....		446			4,167	Japan.....		15	4,628
						122 Japan.....		185	307



## SESSIONAL PAPER No. 10b

Sterling or other silverware, n.o.p.					79	79
Manufactures of gold and silver n.o.p.						738
Iron and steel—						
Chains, n.o.p.	264			Japan.....	474	760
Cutlery—Pen-knives, jack-knives and pocket-knives of all kinds.				Japan.....	538	23,195
Cutlery—Knives and forks of steel, plated or not, n.o.p.	31			Japan.....		1,456
Cutlery, n.o.p.	60			Japan.....	1,209	10,579
				Norway.....	19	6
				Switzerland.....	6	11,873
Hardware, viz.—Builders' cabinetmakers' upholstery, harnessmakers' saddlers' and carriage hardware, including curry-combs, n.o.p.—				Japan.....	36	36
Locks of all kinds.				Japan.....	269	330
Needles of any material or kind, n.o.p.	4			Japan.....	30	306
Tools and implements—						
Files and rasps, n.o.p.				Switzerland.....	787	1,106
Saws.....				Japan.....	17	333
				Switzerland.....	19	503
Tools, hand, of all kinds, n.o.p.				Japan.....	93	750
Manufactures, articles or wares of iron or steel, or of which iron or steel (or either) are the component materials of chief value, n.o.p.	1,113			Switzerland.....		
				Denmark.....	106	
				Japan.....	6,231	
Manufactures of lead, n.o.p.				Switzerland.....	25	11,398
	549			Japan.....	912	
				Netherlands.....	5,034	
Nickel-plated ware, n.o.p.	215			Spain.....	1	7,008
Pins.....				Japan.....	6,244	9,257
				Switzerland.....	34	
				Hong Kong.....	1	65
				Japan.....	36	
Recapitulation—Metals.....	2,827					
				Denmark.....	106	
				Hong Kong.....	7	
				Netherlands.....	5,034	
				Norway.....	19	
				Japan.....	54,454	
				Spain.....	1	
				Switzerland.....	1,094	85,954
Musical instruments—						
Brass band instruments and bag pipes.				Italy.....	1,914	6,956
Phonographs, graphophones, gramophones and finished parts thereof, including cylinders and records therefor.....	82			Switzerland.....	584	
	357			Japan.....	1,676	
				Switzerland.....	3,182	21,464
Pianos, parts of.....	7,434			Italy.....	1,038	1,867
Other musical instruments.....				Japan.....	37,904	
				Switzerland.....	4,386	59,098
Recapitulation—Musical Instruments.....	7,873					
				Italy.....	2,462	
				Japan.....	39,580	
				Switzerland.....	8,152	89,385









STATEMENT No. 20

EXPORTS OF CANADIAN PRODUCE

BY ARTICLES AND COUNTRIES

DURING FISCAL YEARS ENDING MARCH 31,

1914 to 1918

No. 20—Exports of Canadian Produce, by Articles and Countries, during Fiscal Years ended March 31, 1914-1918.

Exported to—	1914	1915	1916	1917	1918	Exported to—	1914	1915	1916	1917	1918	
ABRASIVES, ARTIFICIAL.												
United Kingdom.....	\$	\$	\$	\$	\$	RECAPITULATION. British Empire..... Foreign Countries.....	\$	\$	\$	\$	\$	
British Oceania—					1,028							
Australia.....					34							
United States.....					1,638,244							1,002
Total.....					1,639,306							1,638,244
ANIMALS, LIVING.												
CATTLE, ONE YEAR OLD OR LESS.												
United Kingdom.....	No.	No.	No.	No.	No.	RECAPITULATION. British Empire..... Foreign Countries.....	\$	\$	\$	\$	\$	
Bermuda.....	5	2	3	3	3		United Kingdom.....	70	25	90	85	100
British West Indies.....	1						British West Indies.....	10				
Newfoundland.....	53		3	3	74		Newfoundland.....	827			103	526
France.....	38	32	40	29	38		France.....	124	124	139	212	406
St. Pierre and Miquelon.....	20,685	34,048	56,409	59,136	45,205		St. Pierre and Miquelon.....	251,047	415,889	626,721	924,002	686,762
United States.....							United States.....					
Total.....	20,782	34,082	56,455	59,171	45,320		Total.....	252,078	416,033	627,005	924,402	687,794
RECAPITULATION.												
British Empire.....	59	2	6	6	77		British Empire.....	907	25	145	188	626
Foreign Countries.....	20,723	34,080	56,440	59,165	45,243		Foreign Countries.....	251,171	416,013	626,560	924,214	687,168

CATTLE, OVER ONE YEAR OLD.

United Kingdom.....	No.	No.	No.	No.	No.	RECAPITULATION.					
Bermuda.....	9,778	189	1,752	65	45		United Kingdom.....				
British Africa, South.....	13	149	221	65	45		Bermuda.....				
British Oceania—							British Africa, South.....				
Fiji.....					1		British Oceania—				
New Zealand.....	5						Fiji.....				
British West Indies.....	2						New Zealand.....				
Newfoundland.....	2,658	1,736	1,386	1,569	1,788		British West Indies.....				
France.....	494	332	10,034	240	147		Newfoundland.....				
St. Pierre and Miquelon.....			337				France.....				
							St. Pierre and Miquelon.....				

## SESSIONAL PAPER No. 106

United States.....	155,761	149,604	170,775	104,979	144,021	United States.....	6,792,039	8,736,700	10,523,073	6,824,905	13,301,396
Alaska.....				156	34	Alaska.....	200			17,588	5,278
Total.....	198,947	151,321	185,105	107,011	146,036	Total.....	7,654,716	8,851,406	11,998,755	6,959,440	13,449,150
RECAPITULATION.											
British Empire.....	12,691	1,885	3,359	1,636	1,834	British Empire.....	842,321	101,492	196,232	102,617	128,870
Foreign Countries.....	186,265	149,936	181,746	105,375	144,202	Foreign Countries.....	6,812,395	8,750,004	11,802,523	6,856,793	13,320,280

## HORSES, ONE YEAR OLD OR LESS.

United Kingdom.....	No.	No.	No.	No.	No.	United Kingdom.....	\$	\$	\$	\$	\$
United States.....	82	16	7	4	11	United States.....	4,067	1,272	495	290	1,095
Total.....	82	16	7	4	11	Total.....	4,067	1,272	495	290	1,095
RECAPITULATION.											
British Empire.....						British Empire.....					
Foreign Countries.....	82	16	7	4	11	Foreign Countries.....	4,067	1,272	495	290	1,095

## HORSES, OVER ONE YEAR OLD.

United Kingdom.....	No.	No.	No.	No.	No.	United Kingdom.....	\$	\$	\$	\$	\$
Bermuda.....	34	7,736	21,833	9,499	9,002	Bermuda.....	8,670	1,382,345	3,899,822	1,898,820	1,789,650
Egypt and Sudan.....	12	7	18	18	22	Egypt and Sudan.....	1,475	1,300	2,900	4,400	3,250
Newfoundland.....	194	114	175	295	365	Newfoundland.....	27,983	14,708	29,280	51,192	54,750
Cuba.....			2		208	Cuba.....					25,925
France.....		19	1,888	9,448	1,257	France.....		1,900	265,800	1,417,385	196,560
St. Pierre and Miquelon.....				2	3	St. Pierre and Miquelon.....			900	4,710	634
Mexico.....	3,245	3	1	23	3	Mexico.....	741,311	438,682	498,608	1,008,259	1,004,252
United States.....	1	2,513	2,857	5,988	5,595	United States.....	125	1,580	4,380		1,225
Alaska.....		6	37		5	Alaska.....					
Total.....	3,456	10,398	26,811	25,273	16,457	Total.....	779,564	1,841,095	4,700,191	4,384,916	3,076,250
RECAPITULATION.											
British Empire.....	240	7,857	22,026	9,812	9,597	British Empire.....	38,128	1,398,353	3,932,002	1,954,412	1,873,579
Foreign Countries.....	3,246	2,541	4,785	15,461	6,860	Foreign Countries.....	741,436	442,742	708,189	2,430,504	1,202,671

## POULTRY.

United Kingdom.....	\$	\$	\$	\$	\$	United Kingdom.....	\$	\$	\$	\$	\$
Bermuda.....	758	20	406	15		Bermuda.....	139	338	259	427	156
British Oceania.....	50	10	14	15		British Oceania.....	129,571	334,319	284,145	387,210	302,343
Australia.....	40	435	257	150		Australia.....			9	5	43
Fiji.....		16				Fiji.....					
New Zealand.....			50			New Zealand.....					
British West Indies.....	68	28	9	20		British West Indies.....					
Hong Kong.....						Hong Kong.....					
Newfoundland.....	1,772	288	250	193		Newfoundland.....					
China.....						China.....					
France.....			13,320			France.....					
Total.....						Total.....	132,398	335,454	298,719	388,035	302,804
RECAPITULATION.											
British Empire.....						British Empire.....	2,088	797	986	393	182
Foreign Countries.....						Foreign Countries.....	129,710	334,657	297,733	387,642	302,622





## SESSIONAL PAPER No. 106

Total.....	28,207	243,311	9,025	1,501	15,647	Total.....	449,430	3,117,005	70,710	32,570	383,736
RECAPITULATION.						RECAPITULATION.					
British Empire.....	408	186	331	273	680	British Empire.....	2,503	1,079	1,628	1,085	3,572
Foreign Countries.....	27,799	243,125	9,594	1,228	14,964	Foreign Countries.....	443,927	3,115,926	69,082	31,485	380,164

## OTHER ANIMALS.

United Kingdom.....	\$ 1,427	\$ 10,740	\$ 295	\$ 5,400	\$ 50	United States.....	\$ 49,412	\$ 65,855	\$ 103,530	\$ 97,237	\$ 87,707
Bermuda.....	5				20	Alaska.....	60	40	213	90	265
British Oceania—						Hawaii.....				50	
Australia.....		30	140	480	5	Total.....	57,337	82,020	104,478	104,374	100,397
British West Indies.....		50			205	RECAPITULATION.					
Hong Kong.....		305		17	5	British Empire.....	7,865	11,125	435	5,897	280
Newfoundland.....	6,433				12,140	Foreign Countries.....	49,472	70,895	104,043	98,977	100,117
Cuba.....											
Japan.....		5,000	300	1,550							
Norway.....											

## RECAPITULATION—ANIMALS, LIVING.

United Kingdom.....	\$ 712,602	\$ 1,393,105	\$ 4,005,643	\$ 1,904,235	\$ 1,789,700	St. Pierre and Miquelon ..	\$ 24,087	\$ 16,589	\$ 17,742	\$ 17,661	\$ 12,719
Bermuda.....	12,685	11,081	24,834	10,805	7,284	Japan.....					12,140
British Africa, South.....	1,350	202				Mexico.....					
British Guiana.....						Norway.....		5,000	200	1,710	
British Oceania—						United States.....	8,518,102	13,387,158	12,686,911	9,792,340	17,466,696
Australia.....	40	465	397	630	200	Alaska.....	385	1,630	4,928	17,683	6,798
Fiji.....		16				Hawaii.....				50	43
New Zealand.....	8,650					Total.....	9,455,083	14,930,992	18,394,118	13,280,966	19,707,242
British West Indies.....	508	28	287	180	160	RECAPITULATION.					
Egypt and Sudan.....		50			54,750	British Empire.....	912,509	1,518,115	4,138,307	2,068,687	2,012,231
Hong Kong.....					15	Foreign Countries.....	8,542,574	13,412,877	14,255,811	11,221,279	17,695,011
Newfoundland.....	176,614	113,168	107,096	152,837	160,113						
China.....					50						
Cuba.....			1,000		5						
France.....		1,900	1,544,730	1,417,285	196,560						

APPAREL.  
BUTTONS.

United Kingdom.....	\$ 80	\$ 5	\$ 27	\$ 3,972	\$ 6,670	Germany.....	\$ 75	\$ 339	\$ 257	\$ 499	\$ 4,448
British Oceania—						United States.....	746				
Australia.....			834	13,697	6,515	Total.....	1,144	394	7,079	18,540	19,003
New Zealand.....		50	150	277	1,370	RECAPITULATION.					
Newfoundland.....						British Empire.....	80	55	6,807	17,946	14,555
Austria-Hungary.....	43					Foreign Countries.....	1,064	339	272	594	4,448
Belgium.....	200										
Cuba.....			15								
France.....											
St. Pierre and Miquelon.....				20							

No. 20—Exports of Canadian Produce, by Articles and Countries, during Fiscal Years ended March 31, 1914-1918—*Con.*

Exported to—	1914	1915	1916	1917	1918	Exported to—	1914	1915	1916	1917	1918
United Kingdom.....	99,019	6,288,694	8,171,865	4,989,090	2,164,181	St. Pierre and Miquelon...					
Bermuda.....	111	512	1,665	1,320	6,480	Germany.....		\$ 715	\$ 5,988	\$ 10,335	\$ 14,634
British Africa, South.....	321	2,669	4,590	9,082		Italy.....		1,426	563	499	98
British East Indies—			14			Netherlands.....		35	524,834	782,962	11,282
India.....	673		93	31		Denmark.....		32	359	171	644
Straits Settlements.....				66		Sweden.....			200		
British Guiana.....				785		Switzerland.....			421	79	
British Oceania—						Turkey.....			67		
Australia.....	20	9	491			United States.....					
Argentina.....	90,698	119,821	143,004	285,695	282,984	Canada.....		\$ 355			
Chile.....			130	100	114,340	Norway.....		286	1,427	4,154	12,739
New Zealand.....	35,657	41,362	94,156	103,236	8,922	Peru.....		27	70	326	6,910
British West Indies.....	1,685	6,857	7,369	10,313		Russia.....			2,991	339	288
Hong Kong.....	258	57		38		San Domingo.....			693	404	
Malta.....						Spain.....					
Newfoundland.....	36,721	29,080	35,923	46,617	77,424	Sweden.....				45	
Argentine Republic.....	2,847	655	5,357	992	1,320	Switzerland.....					
Austria-Hungary.....	12,308	905				Turkey.....					
Belgium.....			8,840		41,503	United States.....		190,752	60,165	92,420	5,867,286
Brazil.....	300	422,677			1,245	Canada.....		742	1,152	35	
Chile.....	490	562	300	5,711	1,988	Hawaii.....		3,986	10	15	
China.....			108	297	2,783	Uruguay.....			411	64	
Colombia.....	90		1,576	3	760	Venezuela.....			820	615	
Denmark.....			33	2,495		Total.....		7,341,388	9,148,878	6,356,750	9,702,207
Danish West Indies.....	99					RECAPITULATION.					
Greenland, Iceland, etc.....					207	British Empire.....		6,489,063	8,450,300	5,447,210	2,655,044
France.....	4,550	303,509	66,800	6,224	1,084,496	Foreign Countries.....		885,325	689,578	909,540	7,047,163
French Guiana.....					130						

## HATS AND CAPS.

	\$	\$ 917	\$ 118,791	\$ 205,295	\$ 133,106		\$	\$	\$	\$	\$
United Kingdom.....	1,270					Greece.....					
Bermuda.....	38					Italy.....		3			
British Africa, South.....						Japan.....		21			
British Honduras.....		72				Norway.....		21		14	
British Oceania—				45		United States.....			3,264	3,209	78,894
Australia.....		55		100		Alaska.....		1,947			40
British West Indies.....		20									
Hong Kong.....		8				Total.....		16,293	134,912	226,597	244,750
Newfoundland.....	16,476	12,904	12,504	17,825	19,841						

## SESSIONAL PAPER No. 106

RECAPITULATION—APPAREL									
	\$	\$	\$	\$	\$	\$	\$	\$	\$
Austria-Hungary.....	55								
Belgium.....	20								
China.....	8								
Cuba.....	215								
France.....		57							
St. Pierre and Miquelon.....		236							
United Kingdom.....	100,369	6,289,616	8,290,083	5,191,355	2,297,287				
Bermuda.....	149	512	1,665	1,520	537				
British Africa, South.....	321	2,741	4,590	9,682	6,480				
British East Indies—									
India.....	673		93	31	489				
Straits Settlements.....				66					
British Guiana.....	20	9	491	785	357				
British Honduras.....				45					
British Oceania—									
Australia.....	90,098	119,876	143,838	289,068	288,954				
Fiji.....				100	30				
New Zealand.....	35,657	41,362	90,952	116,933	129,855				
British West Indies.....	1,655	6,870	7,369	10,419	8,922				
Hong Kong.....	238	65		38					
Malta.....	5								
Newfoundland.....	53,197	42,043	48,637	64,749	98,635				
Argentine Republic.....	2,847	655	5,357	992	1,320				
Austria-Hungary.....	12,411	260							
Belgium.....	1,149	422,677	8,840		41,293				
Brazil.....					345				
Chile.....	360		300	5,711	1,988				
China.....	597	742	108	297	2,783				
Colombia.....	99		1,576	3	760				
Cuba.....			105	2,570					
Denmark.....	25								
Danish West Indies.....	99								
Greenland, Iceland, etc.....									
France.....	4,774	303,509	66,890	6,224	1,097,263				
French Guiana.....					130				
Germany.....									
Greece.....									
Italy.....									
Japan.....									
Netherlands.....									
Norway.....									
Portugal.....									
Russia.....									
Spain.....									
Sweden.....									
Switzerland.....									
Turkey.....									
United States.....									
Alaska.....									
Hawaii.....									
Uruguay.....									
Venezuela.....									
Total.....									
RECAPITULATION.....									
British Empire.....									
Foreign Countries.....									

## ASHES, POT AND PEARL.

	Barrel.	Barrel.	Barrel.	Barrel.	Barrel.	Barrel.	\$	\$	\$
United Kingdom.....									
France.....	403	436	308	135	179				
St. Pierre and Miquelon.....	16	15							
United States.....	15	1	173		1				
Total.....	434	453	481	135	180				
RECAPITULATION.....									
British Empire.....	403	436	308	135	179				
Foreign Countries.....	31	17	173		1				

No. 20—Exports of Canadian Produce, by Articles and Countries, during Fiscal Years ended March 31, 1914-1918—*Con.*

Exported to—	1914	1915	1916	1917	1918	Exported to—	1914	1915	1916	1917	1918
ASHES, OTHER.											
United Kingdom.....	\$	\$	\$	\$	\$	RECAPITULATION.	\$	\$	\$	\$	\$
United States.....	29,644	34,350	43,549	31,583	49,473	British Empire.....					
Total.....	29,644	34,350	43,549	31,583	49,473	Foreign Countries.....	29,644	34,350	43,549	31,583	49,473
BALSAM.											
United Kingdom.....	\$	\$	\$	\$	\$	RECAPITULATION.	\$	\$	\$	\$	\$
Newfoundland.....	4,536	2,878	7,386	2,054	5,331	British Empire.....					
France.....	15	58	122		100	Foreign Countries.....	4,536	2,893	7,386	2,054	5,331
Germany.....	400	477		3,545	3,857		18,081	21,061	4,868	3,545	3,857
United States.....	17,591	20,526	4,746		9,288						
Total.....	22,617	23,954	12,254	5,599							
BEVERAGES, SPIRITS, ETC.											
ALE AND BEER.											
United Kingdom.....	Gal.	Gal.	Gal.	Gal.	Gal.	United Kingdom.....	\$	\$	\$	\$	\$
Bermuda.....	53	36	1,200	72,755	95,687	Bermuda.....					
British East Indies—						British East Indies—					
India.....				30	4,109	India.....					
Straits Settlements.....					206	Straits Settlements.....					
British Guiana.....			300	1,560		British Guiana.....					
British Oceania—						British Oceania—					
Australia.....		31	24			Australia.....					
Fiji.....			90	2,076	1,713	Fiji.....					
New Zealand.....			700	6		New Zealand.....					
British West Indies.....	393	1,999	494	19,283	20,266	British West Indies.....					
Hong Kong.....			2,713	11,418	29,944	Hong Kong.....					
Newfoundland.....	81	3,824	2,283	4,668	28,841	Newfoundland.....					
China.....	19	6	2,732	7,441	9,065	China.....					
France—						France—					
St. Pierre and Miquelon.....				60	250	St. Pierre and Miquelon.....					
Germany.....	110					Germany.....					
Japan.....			6			Japan.....					
United States.....	9,631	4,951	2,297	2,456	761	United States.....					
Total.....	10,287	11,215	12,839	121,763	187,842	Total.....					
RECAPITULATION.											
British Empire.....	527	6,258	7,804	111,706	177,766	British Empire.....					
Foreign Countries.....	9,760	4,957	5,035	9,957	10,076	Foreign Countries.....					



	Gal.	Gal.	Gal.	Gal.	Gal.	\$	\$	\$	\$
United Kingdom.....	150,683	39,257	85,362	118	United Kingdom.....	19,580	15,169	7,423	\$
Bermuda.....				118	Bermuda.....				30
British Guiana.....	250	359	29		British Guiana.....	125	6	114	56
British West Indies.....	100	30	30	32	British West Indies.....	22	7	213	40
Newfoundland.....		885			Newfoundland.....				
France—					France.....				
St. Pierre and Miquelon....	40		40	32	St. Pierre and Miquelon....	10	5		8
United States.....			3,275	46	United States.....		528		67
Total.....	151,073		88,736	78	Total.....	19,737	15,715	7,750	1,163
RECAPITULATION.					RECAPITULATION.				
British Empire.....	151,033	40,501	85,421	32	British Empire.....	19,727	15,182	7,750	1,088
Foreign Countries.....	40		3,315	46	Foreign Countries.....	10	533	28	75

MINERAL WATER, NATURAL, NOT IN BOTTLES.

	Gal.	Gal.	Gal.	Gal.	Gal.		\$	\$	\$	\$
United Kingdom.....	1,673	800	.....	.....	.....	United Kingdom.....	589	40	.....	.....
Bermuda.....	84	181	.....	.....	.....	Bermuda.....	21	42	.....	.....
United States.....	1,757	981	147	234	60	United States.....	610	39	23	14
Total.....						Total.....				
RECAPITULATION.						RECAPITULATION.				
British Empire.....	1,673	800	.....	.....	.....	British Empire.....	589	40	.....	.....
Foreign Countries.....	84	181	147	234	60	Foreign Countries.....	21	42	23	14

MINERAL AND AERATED WATERS, IN BOTTLES.

[illegible]

No. 20—EXPORTS of Canadian Produce, by Articles and Countries, during Fiscal Years ended March 31, 1914-1918—*Con.*

Exported to—	1914	1915	1916	1917	1918	Exported to—	1914	1915	1916	1917	1918
BEVERAGES, SPIRITS, ETC.—Continued.											
SPIRITS AND WINES.											
SPIRITS—BRANDY.											
United Kingdom.....	Gal.	Gal.	Gal.	Gal.	Gal.	United Kingdom.....	\$	\$	\$	\$	\$
United States.....	3	3				United States.....	28				
Total.....	3	3				Total.....	28				
RECAPITULATION.											
British Empire.....						British Empire.....					
Foreign Countries.....	3					Foreign Countries.....	28				
SPIRITS—GIN.											
United Kingdom.....	Gal.	Gal.	Gal.	Gal.	Gal.	United Kingdom.....	\$	\$	\$	\$	\$
British West Indies.....	538					British West Indies.....	562				
Newfoundland.....	3	90				Newfoundland.....	2				
France.....			6			France.....				15	
United States.....	2,550	43	909	892	2,822	United States.....	1,943	61	769	991	8,199
Alaska.....		14			21	Alaska.....		19			85
Total.....	3,091	147	909	898	2,843	Total.....	2,507	133	769	1,006	8,284
RECAPITULATION.											
British Empire.....	541	90				British Empire.....	564				
Foreign Countries.....	2,550	57	909	898	2,843	Foreign Countries.....	1,943	80	769	1,006	8,284
SPIRITS—WHISKEY.											
United Kingdom.....	Gal.	Gal.	Gal.	Gal.	Gal.	United Kingdom.....	\$	\$	\$	\$	\$
Bermuda.....	10,329	7,385	243,578	719,870	2,806	Bermuda.....	29,719	22,142	205,697	813,432	10,517
British Africa, East.....	427	313	119	293	953	British Africa, East.....	580	238	807	525	1,007
British Africa, South.....	231	79	266	423	1,459	British Africa, South.....	713	2,445	1,354	1,330	4,446
British East Indies—	541	798	442	572	702	British East Indies—	1,842			1,730	2,138
India.....				15	70	India.....				48	214
Straits Settlements.....	155	155		772	2,033	Straits Settlements.....	476	476		2,068	6,179
British Guiana.....					341	British Guiana.....				600	
British Honduras.....		15			461	British Honduras.....		48		1,713	5,279
British Oceania—	1,830	1,166	1,167	420	1,483	British Oceania—	5,900	3,792	2,980	1,193	1,713
Australia.....	3,598	1,672	1,635	7,024	123,461	Australia.....	11,991	5,208	4,989	22,821	246,685
New Zealand.....	1,100	1,246	774	3,409	65,281	New Zealand.....	3,557	3,762	2,290	9,901	133,833
British West Indies.....	1,781	1,016	1,763	3,547	7,747	British West Indies.....	5,619	3,234	5,374	10,595	23,103

## SESSIONAL PAPER No. 106

Egypt and Sudan.....	6,214	3,129	1,478	4,749	8,338	21,847
Gibraltar.....	47	1,102	195	594	4,011	143
Hong Kong.....	16	13	28	16	42	5,332
Malta.....	4,142	73	2,752	7,800	10,262	48
Newfoundland.....	1,491	1,211	673	8	10,351	10,351
Argentina Republic.....	1,321	966	678	1,665		
Austria-Hungary.....	12,191	8,925	2,652	7,800		
Bolivia.....	3,017	862	844	8		
Brazil.....	634	576	55	1,822	3,914	5,100
Chile.....	805	3,937	2,561	1,690	2,801	3,448
China.....	2,492	604	2,387	7,935	26,318	41,911
Colombia.....	110	1,074	543	8,511	26,318	41,911
Costa Rica.....	1,225	444	1,781	8,511	2,812	9,169
Cuba.....	45	148	1,005	1,179	1,179	1,179
Denmark.....	6,015	5,676	4,903	7,956	12,014	2,617
Danish West Indies.....	133	3,980	2,529	7,956	7,992	8,258
Ecuador.....	1,939	221	16	7,193	1,402	393
Egypt and Sudan.....	1,252	1,237	853	1,712	3,034	3,827
France.....	640	1,698	2,277	5,700	1,425	157
St. Pierre and Miquelon.....	45	444	1,781	2,140		
Germany.....	148	148	1,005	2,140		
Greece.....	5,676	4,903	2,529	21,947	475	20,092
Guatemala.....	133	3,980	2,529	21,947	17,967	548
Haiti.....	1,939	221	16	5,077	12,311	6,573
Honduras.....	1,252	1,237	853	309	618	2,577
Italy.....	640	1,698	2,277	713	47	1,927
Japan.....	1,252	1,237	853	713	47	1,927
Korea.....	1,252	1,237	853	713	47	1,927
Mexico.....	1,252	1,237	853	713	47	1,927
Netherlands.....	1,252	1,237	853	713	47	1,927
Dutch East Indies.....	1,252	1,237	853	713	47	1,927
Guiana.....	1,252	1,237	853	713	47	1,927
West Indies.....	1,252	1,237	853	713	47	1,927
Nicaragua.....	1,252	1,237	853	713	47	1,927
Norway.....	1,252	1,237	853	713	47	1,927
Panama.....	1,252	1,237	853	713	47	1,927
Paraguay.....	1,252	1,237	853	713	47	1,927
Peru.....	1,252	1,237	853	713	47	1,927
Portugal.....	1,252	1,237	853	713	47	1,927
Portuguese Africa.....	1,252	1,237	853	713	47	1,927
Russia.....	1,252	1,237	853	713	47	1,927
Salvador.....	1,252	1,237	853	713	47	1,927
San Domingo.....	1,252	1,237	853	713	47	1,927
Spain.....	1,252	1,237	853	713	47	1,927
Sweden.....	1,252	1,237	853	713	47	1,927
Switzerland.....	1,252	1,237	853	713	47	1,927
Turkey.....	1,252	1,237	853	713	47	1,927
United States.....	1,252	1,237	853	713	47	1,927
Alaska.....	1,252	1,237	853	713	47	1,927
Hawaii.....	1,252	1,237	853	713	47	1,927
Philippine Islands.....	1,252	1,237	853	713	47	1,927
Porto Rico.....	1,252	1,237	853	713	47	1,927
Uruguay.....	1,252	1,237	853	713	47	1,927
Venezuela.....	1,252	1,237	853	713	47	1,927
Total.....	588,236	1,108,819	540,352	1,153,796	2,012,133	1,695,001

## No. 20—Exports of Canadian Produce, by Articles and Countries, during Fiscal Years ended March 31, 1914-1918—Con.

Exported to—	1914	1915	1916	1917	1918	Exported to—	1914	1915	1916	1917	1918
BEVERAGE, SPIRITS, ETC.—Continued.											
SPIRITS AND WINES—Continued.											
SPIRITS—WHISKEY—Concluded.											
RECAPITULATION.	Gal.	Gal.	Gal.	Gal.	Gal.	RECAPITULATION.	\$	\$	\$	\$	\$
British Empire.....	20,597	14,396	251,416	741,279	215,071	British Empire.....	61,783	43,659	310,124	876,534	463,104
Foreign Countries.....	316,760	268,471	288,906	367,540	373,165	Foreign Countries.....	976,582	817,273	834,672	1,135,599	1,231,897
SPIRITS—WOOD ALCOHOL.											
RECAPITULATION.	Gal.	Gal.	Gal.	Gal.	Gal.	RECAPITULATION.	\$	\$	\$	\$	\$
United Kingdom.....	155,524	125,405	255,076	210,312	182,663	United Kingdom.....	77,330	74,828	148,843	149,000	136,261
British Africa, South.....					393	British Africa, South.....					600
British Oceania—						British Oceania—					
Australia.....	2,300	5,663	560	621	140	Australia.....	703	4,095	374	515	140
New Zealand.....	38	116	103	6,728	6,352	New Zealand.....	25	77	3,377	6,347	6,810
Newfoundland.....				20	141	Newfoundland.....			84	17	186
Denmark—					10	Denmark, Greenland, Ice-					25
Greenland, Iceland, etc.....						land, etc.....					
France.....	265,230	144,123	108,852	213,901	148,196	France.....	160,760	91,475	71,468	201,792	173,961
Netherlands.....	34,665	221,831	37,079	68,485	112,801	Netherlands.....	18,051	58,508	5,832	53,017	172,851
United States.....		3,200				United States.....		2,240			
Uruguay.....						Uruguay.....					
Total.....	457,757	500,338	406,730	500,067	450,696	Total.....	256,809	231,283	229,978	411,288	490,837
OTHER SPIRITS, N.O.P.											
RECAPITULATION.	Gal.	Gal.	Gal.	Gal.	Gal.	RECAPITULATION.	\$	\$	\$	\$	\$
British Empire.....	157,862	131,184	200,799	217,681	180,689	British Empire.....	78,058	79,000	152,678	156,479	143,997
Foreign Countries.....	299,895	369,154	145,931	282,386	261,007	Foreign Countries.....	178,811	132,283	77,300	254,809	346,840
United Kingdom.....			2,290	3,000		United Kingdom.....			2,510	3,000	
British Oceania—						British Oceania—					
New Zealand.....				2,012	2,892	New Zealand.....				4,810	10,250
British West Indies.....		29		132	132	British West Indies.....		20			215
Hong Kong.....		4		42	2	Hong Kong.....		40			10
Newfoundland.....			52,314	99,726		Newfoundland.....			32,175	66,085	
France.....	438	949		163	118,235	France.....	787	1,478		469	288,213
United States.....						United States.....			34,085		
Total.....	438	982	54,604	105,543	122,261	Total.....	787	1,538	74,405		298,688
RECAPITULATION.											
British Empire.....			2,290	5,054	4,026	British Empire.....		60	2,510	7,851	10,475
Foreign Countries.....	438	949	52,314	99,889	118,235	Foreign Countries.....	787	1,478	32,175	66,554	288,213



## SESSIONAL PAPER No. 106

## TOTAL SPIRITS.

	Gal.	Gal.	Gal.	Gal.	Gal.	Gal.	Gal.	\$	\$	\$	\$	\$
United Kingdom.....	106,391	132,790	500,944	933,182	185,489	107,611	96,970	447,050	966,032	146,778		
Bermuda.....	427	313	119	293	953	580	641	274	525	1,007		
British Africa, East.....	231	79	266	423	1,459	713	238	807	1,330	4,446		
"    South.....	541	798	442	572	1,095	1,842	2,445	1,354	1,730	2,738		
"    West.....			15	15	70				48	214		
British East Indies—												
India.....	155	155		772	2,033	476	476		2,068	6,179		
Straits Settlements.....					341					600		
British Guiana.....		15			461					1,713		
British Honduras.....	1,830	1,166	1,167	420	1,483	5,900	3,792	2,980	1,193	5,279		
British Oceania—												
Australia.....	3,598	1,672	2,196	8,245	123,601	11,991	5,208	5,363	23,336	246,836		
New Zealand.....	3,460	6,909	5,834	12,749	78,525	4,260	7,857	5,607	21,058	150,893		
British West Indies.....	1,781	1,135	1,763	3,549	7,879	5,619	3,307	5,374	10,995	23,318		
Egypt and Sudan.....			1,478	3,129	6,214			4,749	8,838	21,847		
Gibraltar.....					47					143		
Hong Kong.....	331	548	195	1,192	1,999	946	1,665	594	4,011	5,362		
Malta.....					16					48		
Newfoundland.....	255	123	131	75	141		125	100	100	186		
Argentina Republic.....	3,437	2,671	2,752	3,742	4,142	9,375	7,800	7,955	10,262	10,351		
Austria-Hungary.....	250					498						
Bolivia.....			673	1,211	1,491	1,822	1,690	2,163	3,914	5,109		
Brazil.....	1,051	527	678	966	1,321	3,393	2,801	2,266	2,801	3,448		
Chile.....	2,563	1,831	2,652	8,935	12,191	7,796	6,090	8,511	26,318	41,911		
China.....	317	468	844	802	3,017	1,006	1,427	2,526	2,812	9,169		
Colombia.....	106	51	55	576	684	344	163	177	1,179	1,170		
Costa Rica.....	5,163	2,748	2,961	3,937	805	16,579	8,667	7,966	12,014	2,617		
Cuba.....	1,155	1,054	2,387	2,492	2,398	3,793	3,462	7,193	7,692	8,258		
Denmark.....				694						393		
Danish West Indies.....	224				110							
Greenland, Iceland, etc.....					10					35		
Ecuador.....	304	467	543	1,074	1,225	985	1,502	1,712	3,034	3,827		
Egypt and Sudan.....	2,500	2,933				7,827	9,352					
France.....	266,341	145,159	162,947	314,077	148,196	164,289	94,800	109,343	269,317	173,904		
St. Pierre and Miquelon.....					45					137		
Germany.....	1,982	1,005				4,192	2,140					
Greece.....				148						475		
Guatemala.....	9,000	6,228	4,903	5,676	6,015	28,776	21,947	15,724	17,967	20,092		
Hayti.....	17			164	133	58				348		
Honduras.....	870	1,497	2,529	3,980	1,939	2,820	5,077	7,751	12,311	6,573		
Italy.....	297	292				950						
Japan.....	220	123	127	221	1,252	713	309	362	618	2,577		
Korea.....			16					47				
Mexico.....	2,584	2,277	883	1,237	640	8,337	7,323	2,982	4,624	1,927		
Netherlands.....	34,665			698		18,051			1,915			
Dutch East Indies.....				66						14		
"    Guiana.....	30	30	30	15	258	96	96	96	148	824		
"    West Indies.....												
Nicaragua.....	102	102	148	481	1,608	328	328	476	1,555	5,603		
Norway.....	206	225	231	878	2,251	663	729	720	2,340	4,622		
Panama.....				165								
Paraguay.....	4,661	3,301	3,452	714	335	13,221	10,812	12,443	2,235	1,191		
Peru.....				18						23		
Portugal.....	576	364	443	1,753	1,570	1,860	1,166	1,413	5,149	5,011		
Portuguese Africa.....		15			255		48			779		

No. 20—Exports of Canadian Produce, by Articles and Countries, during Fiscal Years ended March 31, 1914-1918—*Con.*

Exported to—	1914	1915	1916	1917	1918	Exported to—	1914	1915	1916	1917	1918
<b>BEVERAGES, SPIRITS, ETC.—Continued.</b>											
<b>SPIRITS AND WINES—Continued.</b>											
<b>TOTAL SPIRITS—Concluded.</b>											
Russia.....	Gal.	Gal.	Gal.	Gal.	Gal.	Russia.....	\$	\$	\$	\$	\$
Salvador.....	516	458	1,099	1,235	2,512	Salvador.....	1,636	1,463	3,427	3,907	8,385
San Domingo.....			7	7	174	San Domingo.....			24	24	502
Spain.....	147	288	148	330	298	Spain.....	315	636	702	238	1,025
Sweden.....					106	Sweden.....			318	618	368
Switzerland.....						Switzerland.....					
Turkey.....	276,141	457,361	294,756	390,118	551,719	Turkey.....	883,773	709,171	738,967	1,048,373	1,527,239
United States.....	40	51	43	118	24	United States.....	186	200	200	500	102
Alaska.....	1,150	1,550	1,483	1,556	300	Alaska.....	3,783	4,991	4,754	4,989	951
Hawaii.....	2,100	1,678	1,264	1,779	5,441	Hawaii.....	6,866	5,351	4,087	5,700	17,488
Philippine Islands.....	59					Philippine Islands.....	190				
Porto Rico.....			24	277	419	Porto Rico.....		2,308	90	701	1,175
Uruguay.....	319	213	389	280	2,366	Uruguay.....	1,021	683	1,255	907	7,968
Venezuela.....						Venezuela.....					
Total.....	798,643	784,337	1,002,595	1,715,327	1,104,036	Total.....	1,298,528	1,093,914	1,419,228	2,498,832	2,492,810
<b>RECAPITULATION.</b>											
British Empire.....	179,000	145,703	514,535	961,614	408,786	British Empire.....	140,405	122,772	474,312	1,040,864	617,576
Foreign Countries.....	619,643	638,634	488,060	750,713	755,250	Foreign Countries.....	1,158,123	971,142	944,916	1,457,968	1,875,234
<b>WINES.</b>											
United Kingdom.....	Gal.	Gal.	Gal.	Gal.	Gal.	United Kingdom.....	\$	\$	\$	\$	\$
Bermuda.....	429	568	206	500	96	Bermuda.....	529	392	346	530	125
British Guiana.....		7	10	6	399	British Guiana.....		8	51	17	779
British Honduras.....		120	239	146	408	British Honduras.....		60	263	160	451
British Oceania.....						British Oceania.....					
British Zealand.....					50	British Zealand.....					110
British West Indies.....	918	613	1,728	11,232	2,207	British West Indies.....	647	488	1,528	15,080	1,804
Newfoundland.....	126	150	106	72	112	Newfoundland.....	137	158	122	91	213
Danmark.....						Danmark.....					
Danish West Indies.....		80				Danish West Indies.....		38			
France.....						France.....					
St. Pierre and Miquelon.....		183			91	St. Pierre and Miquelon.....					173
Mexico.....						Mexico.....		159			
United States.....	5,512	1,038	861	671	405	United States.....	3,095	1,995	2,706	2,511	1,718
Total.....	6,985	2,779	3,249	12,627	3,768	Total.....	4,408	3,298	5,016	18,389	5,373
<b>RECAPITULATION.</b>											
British Empire.....	1,473	1,458	2,388	11,956	3,272	British Empire.....	1,313	1,106	2,310	15,878	3,482
Foreign Countries.....	5,512	1,321	861	671	496	Foreign Countries.....	3,090	2,192	2,706	2,511	1,891

TOTAL SPIRITS AND WINES.

[illegible]



9 GEORGE V, A. 1919

No. 20—Exports of Canadian Produce, by Articles and Countries, during Fiscal Years ended March 31, 1914-1918—*Con.*

Exported to—	1914	1915	1916	1917	1918	Exported to—	1914	1915	1916	1917	1918
BEVERAGES, SPIRITS, ETC.—Continued.											
TOTAL SPIRITS AND WINES—Concluded.											
Russia.....	Gal.	Gal.	Gal.	Gal.	Gal.	Russia.....	\$	\$	\$	\$	\$
Salvador.....	516	458	1,099	1,235	2,512	Salvador.....	1,636	1,463	3,427	3,907	8,385
San Domingo.....	174	7	7	7	174	San Domingo.....			24	24	502
Spain.....	298	288	148	74	298	Spain.....	315	636	318	238	1,025
Sweden.....	147	288	148	330	106	Sweden.....				702	368
Switzerland.....				194		Switzerland.....				618	
Turkey.....	281,653	145	295,617	390,789	552,124	Turkey.....	846,868	475	741,673	1,050,584	1,528,957
United States.....	458,419	458	295,617	390,789	552,124	United States.....	771,166	771,166	1,050,584	1,050,584	1,528,957
Alaska.....	40	51	43	118	24	Alaska.....	175	186	500	500	102
Hawaii.....	1,139	1,550	1,483	1,256	300	Hawaii.....	4,991	4,784	4,784	4,989	951
Philippine Islands.....	2,109	1,678	1,264	1,779	5,441	Philippine Islands.....	6,866	5,351	4,087	5,700	17,488
Porto Rico.....	59					Porto Rico.....	190				
Uruguay.....		3,222	24	277	419	Uruguay.....		2,308	90	701	1,175
Venezuela.....	319	213	389	280	2,366	Venezuela.....		683	1,255	907	7,968
Total.....	805,628	787,116	1,005,844	1,727,954	1,167,804	Total.....	1,302,936	1,097,212	1,424,244	2,517,221	2,498,183
RECAPITULATION.											
British Empire.....	180,473	147,161	516,923	976,570	412,058	British Empire.....	141,718	123,878	476,622	1,056,742	621,058
Foreign Countries.....	625,155	639,955	488,921	751,384	755,756	Foreign Countries.....	1,161,218	973,334	947,622	1,460,479	1,877,125

## RECAPITULATION—BEVERAGES, SPIRITS, ETC.

United Kingdom.....	\$	\$	\$	\$	\$	Guatemala.....	\$	\$	\$	\$	\$
Bermuda.....	127,750	112,717	454,819	960,582	146,928	Hayti.....	28,776	21,947	15,724	17,967	20,092
British Africa, East.....	1,189	1,146	705	26,256	39,017	Honduras.....	53	53	7,751	548	433
British Africa, South.....	713	2,288	927	1,350	4,446	Italy.....	2,820	5,077	7,751	12,311	6,573
British East Indies—	1,842	2,445	1,354	1,730	2,738	Japan.....	713	950	337	618	2,387
India.....				48	214	Korea.....					
India Settlements.....	476	476		2,088	9,612	Mexico.....	8,337	7,452	2,982	4,624	1,927
British China.....					2,612	Netherlands.....	18,051			1,515	
British Oceania—	5,900	3,792	2,960	1,193	5,279	Dutch East Indies.....	96	96	96	171	824
Australia.....						Dutch West Indies.....	663	328	476	1,555	5,003
New Zealand.....	11,991	5,235	5,235	23,336	246,825	Nicaragua.....		729	720	2,590	4,022
British West Indies.....	4,250	8,856	5,945	21,081	151,098	Norway.....	15,221	10,812	12,443	2,255	1,191
Egypt and Sudan.....	6,774	3,993	7,268	32,524	27,091	Paraguay.....		1,106	1,413	5,149	5,011
Gibraltar.....			4,749	8,838	21,847	Peru.....	1,800				
Hong Kong.....	946	1,665	1,954	12,756	32,575	Portugal.....		48			
Malta.....					32,575	Portuguese Africa.....					
Newfoundland.....	664	2,138	2,273	3,675	32,376	Russia.....					
						Salvador.....	1,636	1,463	3,427	3,907	8,385



## SESSIONAL PAPER No. 106

Argentine Republic.....	9,575	7,800	7,935	10,262	10,351	San Domingo.....	24	502
Austria-Hungary.....	408					Spain.....	238	1,025
Bolivia.....	1,822					Sweden.....	702	368
Brazil.....	3,393	1,690	2,286	3,914	5,109	Switzerland.....	618	
Chile.....	7,796	6,090	8,511	26,318	41,911	Turkey.....		
China.....	1,027	1,433	5,813	8,799	17,377	United States.....	745,205	1,530,629
Colombia.....	344	163	177	1,179	1,174	Alaska.....	175	102
Costa Rica.....	16,579	8,667	7,956	12,014	2,617	Hawaii.....	4,754	951
Cuba.....	3,793	3,462	7,193	7,992	8,258	Philippine Islands.....	4,087	17,488
Denmark.....				1,402		Porto Rico.....	90	1,175
Danish West Indies.....	725	38			393	Uruguay.....	2,308	7,968
Greenland, Iceland, etc.....					25	Venezuela.....	1,021	
Ecuador.....	985	1,502	1,712	3,634	3,827	Total.....	1,119,215	2,626,835
Egypt and Sudan.....	7,827	9,352			178,485	RECAPITULATION.....		
France.....	164,289	94,800	109,343	269,317	509	British Empire.....	488,755	735,116
St. Pierre and Miquelon.....	5		68			Foreign Countries.....	954,446	1,891,719
Germany.....	4,280	2,140		475				
Greece.....								

## BONES.

United Kingdom.....	Cwt.	Cwt.	Cwt.	Cwt.	Cwt.	United Kingdom.....	\$	\$	\$	\$	\$
Japan.....	171					Japan.....	500				
Norway.....		270	215	1,457	2,039	Norway.....		752	571	4,636	8,479
United States.....	65,012	71,060	74,244	84,359	98,482	United States.....	94,086	93,448	89,820	120,100	130,052
Total.....	65,183	72,790	74,459	85,876	100,521	Total.....	94,586	95,665	90,391	124,796	198,531
RECAPITULATION.....						RECAPITULATION.....					
British Empire.....	171					British Empire.....	500				
Foreign Countries.....	65,012	72,790	74,459	85,876	100,521	Foreign Countries.....	94,086	95,665	90,391	124,796	198,531

## BOOKS, PAPER, STATIONERY, ETC.

## BOOKS, PAMPHLETS, MAPS, ETC.

United Kingdom.....	\$	\$	\$	\$	\$	Argentine Republic.....	\$	\$	\$	\$	\$
Bermuda.....	208,247	133,971	73,267	54,774	35,655	Austria-Hungary.....	767	151	25	164	374
British Africa, East.....	1,237	629	611	789	575	Belgium.....	255	70			
" " South.....	1,366	1,285	385	985	1,220	Brazil.....	3,425	426			
" " West.....	45					Chile.....	20	30	6	5	132
British East Indies—						China.....	1,317	1,221	761	492	1,380
India.....	3,885	851	3,111	774	2,438	Colombia.....	47	49	72	43	202
Straits Settlements.....	521	408	252	290	395	Costa Rica.....	1,708	9,450	1,327	962	6,531
Other.....		45				Cuba.....	28				
British Guiana.....	2,391	132	276	377	1,016	Denmark.....			35		
British Honduras.....	7	66	13	22		Danish West Indies.....					63
British Oceania—						Greenland, Iceland, etc.....					
Australia.....	4,067	8,065	6,260	2,043	2,316	Egypt and Sudan.....	50				
Fiji.....		18	69	44	860	France.....	2,809	2,260	252	1,339	1,839
New Zealand.....	387	1,102	870	2,948	1,963	St. Pierre and Miquelon.....		36	3	142	50
British West Indies.....	6,489	4,761	5,434	5,574	7,679	Germany.....	1,993	233			
Hong Kong.....	53	16	129	375	1,087	German Africa.....					
Newfoundland.....	18,480	15,178	8,983	9,144	17,198	Guatemala.....	182		52	150	300



## SESSIONAL PAPER No. 10b

## FELT AND ROOFING PAPER.

	Roll.	Roll.	Roll.	Roll.	\$	\$	\$	\$	\$
United Kingdom.....	368	8,715							\$ 28,297
British Africa, South.....									472
British Guiana.....									78
British Oceania—									
Australia.....									4,535
New Zealand.....	9								31,270
British West Indies.....	40,081	42,594							52,765
Belgium.....	155								
Colombia.....									
France.....		2,000							42
St. Pierre and Miquelon.....									39,885
Italy.....									223
United States.....	8,688	25,484							32,942
Porto Rico.....									146,972
Total.....	49,301	78,793							337,341
RECAPITULATION.									
British Empire.....	40,458	51,309							117,417
Foreign Countries.....	8,843	27,484							219,924

## PAPER BOARD.

	\$	\$	\$	\$	\$	\$	\$	\$	\$
United Kingdom.....									\$ 12
British Africa, South.....									1,298,563
British East Indies—									
India.....									
British Oceania—									
Australia.....									1,826,118
New Zealand.....									
Fiji.....									
British Empire.....									492,959
Foreign Countries.....									1,333,159

## PRINTING PAPER.

	Cwt.	Cwt.	Cwt.	Cwt.	\$	\$	\$	\$	\$
United Kingdom.....	59,603	89,252	104,448	55,914	122,207				\$ 86,463
Bermuda.....	216,516	185,420	124,465	147,705	436,544				1,699
British Africa, South.....									328,391
British East Indies—									
India.....	1,640	6,871	2,095	754	5,621				3,979
British Guiana.....	208	369	758	1,659	375				1,634
British Honduras.....	57	29			103				
British Oceania—									
Australia.....	240,148	388,014	469,961	528,190	454,183				1,835,207
Fiji.....									1,497
New Zealand.....	209,601	255,493	221,121	282,484	427,206				638,158
British West Indies.....	1,522	2,750	3,044	4,498	2,875				9,671
Newfoundland.....	62		66	215	175				420

No. 20—Exports of Canadian Produce, by Articles and Countries, during Fiscal Years ended March 31, 1914-1918—*Con.*

Exported to—	1914	1915	1916	1917	1918	Exported to—	1914	1915	1916	1917	1918
BOOKS, PAPER, STATIONERY, ETC.—Continued.											
PAPER, ETC.—Continued.											
PRINTING PAPER—Concluded.											
	Cwt.	Cwt.	Cwt.	Cwt.	Cwt.		\$	\$	\$	\$	\$
Argentine Republic.....	2,846	6,760	87,113	64,636	43,696	Argentine Republic.....	5,434	13,221	160,354	129,788	112,871
Bolivia.....	1,983	4,448	21,404	112	19,437	Bolivia.....	3,878	8,404	40,407	39,605	52,042
Brazil.....	2,676	926	3,597	5,963	9,225	Brazil.....	5,068	1,693	15,440	19,785	24,549
Chile.....	252	252	190	190	5,795	Chile.....	4,502	13,439	11,910	25,419	7,421
China.....	2,362	6,913	6,227	10,278	2,339	China.....	5,432	3,026	5,044	1,199	1,192
Colombia.....	2,884	1,650	2,840	505	403	Colombia.....	34,280	37,460	16,505	28,835	33,885
Costa Rica.....	18,528	19,794	8,881	13,031	12,749	Costa Rica.....	34,280	37,460	16,505	28,835	33,885
Cuba.....	95	215	1,191	1,140	296	Cuba.....	171	455	2,118	2,849	1,043
Ecuador.....	3,311	2,284	2,046	1,130	1,522	Ecuador.....	6,646	4,457	3,887	2,148	2,148
Guatemala.....	127	127	531	393	1,094	Guatemala.....	724	2,441	45,267	11,505	5,036
Honduras.....	381	1,307	24,431	4,355	1,858	Honduras.....	724	2,441	45,267	11,505	5,036
Italy.....	27	42	42	21	157	Italy.....	76	51	73	591	953
Mexico.....	41	42	42	21	157	Mexico.....	76	51	73	591	953
Netherlands—	27	42	42	21	157	Netherlands—	76	51	73	591	953
Dutch East Indies.....	41	42	42	21	157	Dutch East Indies.....	76	51	73	591	953
Dutch Guiana.....	2,774	4,826	4,496	3,735	7,670	Dutch Guiana.....	5,264	9,163	8,550	7,216	17,412
“ West Indies.....	368	5,441	3,631	6,780	10,098	“ West Indies.....	688	10,386	6,877	15,457	32,185
Nicaragua.....	1,369	415	203	331	300	Nicaragua.....	2,542	752	367	825	1,047
Panama.....	5,061,248	6,289,530	8,154,028	9,632,422	10,981,503	Panama.....	9,818,539	12,120,982	15,839,780	20,973,548	30,741,564
Peru.....	23	5,278	2,322	2,914	748	Peru.....	41	10,549	4,169	5,880	1,888
Portugal—	3,120	2,579	1,794	6,553	3,570	Portugal—	6,162	5,209	3,408	12,602	8,893
Portuguese Africa.....	3,169	699	12,850	7,160	1,892	Portuguese Africa.....	31,842	19,731	23,129	16,814	6,213
Salvador.....	1,369	415	203	331	300	Salvador.....	11,386,845	14,091,662	17,974,292	23,594,134	33,978,347
San Domingo.....	5,061,248	6,289,530	8,154,028	9,632,422	10,981,503	San Domingo.....	2,542	752	367	825	1,047
United States.....	23	5,278	2,322	2,914	748	United States.....	9,818,539	12,120,982	15,839,780	20,973,548	30,741,564
Alaska.....	3,120	2,579	1,794	6,553	3,570	Alaska.....	41	10,549	4,169	5,880	1,888
Hawaii.....	3,169	699	12,850	7,160	1,892	Hawaii.....	6,162	5,209	3,408	12,602	8,893
Philippine Islands.....	14,954	10,202	12,850	7,160	1,892	Philippine Islands.....	31,842	19,731	23,129	16,814	6,213
Porto Rico.....	5,851,579	7,292,047	9,264,080	10,806,197	12,101,865	Porto Rico.....	11,386,845	14,091,662	17,974,292	23,594,134	33,978,347
Uruguay.....	729,447	928,302	925,972	1,022,136	998,827	Uruguay.....	1,449,289	1,822,177	1,794,123	2,291,463	2,907,347
Venezuela.....	5,122,132	6,363,745	8,354,108	9,784,061	11,103,038	Venezuela.....	9,937,556	12,269,485	10,180,169	21,302,671	31,071,000
Total.....	729,447	928,302	925,972	1,022,136	998,827	Total.....	1,449,289	1,822,177	1,794,123	2,291,463	2,907,347
RECAPITULATION.....	5,122,132	6,363,745	8,354,108	9,784,061	11,103,038	RECAPITULATION.....	9,937,556	12,269,485	10,180,169	21,302,671	31,071,000
British Empire.....	729,447	928,302	925,972	1,022,136	998,827	British Empire.....	1,449,289	1,822,177	1,794,123	2,291,463	2,907,347
Foreign Countries.....	5,122,132	6,363,745	8,354,108	9,784,061	11,103,038	Foreign Countries.....	9,937,556	12,269,485	10,180,169	21,302,671	31,071,000



## SESSIONAL PAPER No. 10b

## WALL PAPER.

	Roll.	Roll.	Roll.	Roll.	Roll.	\$	\$	\$	\$	\$
United Kingdom.....	1,000		5,300	3,790						180
Bermuda.....										2
British Africa, South.....	10,950	8,253	10,241	16,595	25,006	922	720	766	1,367	2,352
British Guiana.....	737		150	9,550	24,980	66	2,111	874	1,995	1,530
British Oceania—										464
Australia.....	87,919	119,142	94,327	297,328	239,514	7,499	10,049	7,822	22,586	26,918
New Zealand.....	187,335	203,612	228,138	294,836	139,248	18,919	19,702	22,455	31,218	16,134
British West Indies.....	170	3,130	1,140	12,863	29,545	57	83	365	630	1,911
Newfoundland.....	163,336	363,272	187,040	316,860	513,402	10,650	14,130	6,961	19,532	31,760
Argentine Republic.....	7,554	2,856	150,440	104,776	16,617	598	191	9,865	6,109	1,269
Bolivia.....	3,992			4,428		440			339	
Chile.....	21,324		30,854	111,492	343,606	2,001		2,462	6,758	22,267
Colombia.....					1,752					195
France—										
St. Pierre and Miquelon.....					5,182				18	607
Germany.....	11,138			140		857				
Italy.....				24,712					2,496	
Mexico.....	51,128					2,497				
Netherlands—										
Dutch Guiana.....				498					23	
Panama.....		45,230	4,362				3,810	312		
Paraguay.....				990					53	
Peru.....		7,208	6,418	29,558	37,102		634	310	1,308	2,986
United States.....	3,850	24,936	12,867	31,671	15,422	622	2,486	1,231	3,265	2,080
Uruguay.....			4,946	1,968	5,650			612	209	506
Total.....	550,433	783,895	764,243	1,187,588	1,405,326	45,328	53,916	54,050	98,372	113,695
RECAPITULATION.										
British Empire.....	451,447	703,665	554,356	881,485	974,995	38,313	46,795	39,258	77,794	83,785
Foreign Countries.....	98,986	80,230	209,887	306,103	430,331	7,015	7,121	14,792	20,578	29,910

## WRAPPING PAPER.

	Lb.	Lb.	Lb.	Lb.	Lb.	\$	\$	\$	\$	\$
United Kingdom.....	37,269	102,260	3,039,200	11,462,400	6,118,900	1,053	2,792	91,638	432,669	232,861
Bermuda.....	24,008	33,074	11,600	26,600	7,900	829	1,193	412	987	611
British Africa, South.....	56,060	176,000	665,900	3,526,300	2,938,700	1,120	5,280	18,574	144,816	221,644
British East Indies—										
India.....				36,300					1,261	178
Straits Settlements.....				6,300					197	
Other.....	1,558	3,570	8,300	17,600	2,200				132	
British Oceania—										
Australia.....	509,694	3,813,694	3,705,990	2,446,000	6,649,400	105	110	282	1,219	119
Fiji.....										
New Zealand.....	273,838	60,000	3,600	594,100	3,100	17,221	112,232	111,542	80,083	309,673
British West Indies.....	43,529	83,636	306,400	425,700	720,000	10,834	1,804	9,329	17,725	297
Hong Kong.....						1,633	3,014	4,079	16,554	42,305
Newfoundland.....										
Argentine Republic.....	101,378	54,739	73,200	73,200	2,200	3,917	2,462	2,431	4,820	176
Brazil.....			40,800	15,400	2,900			2,117	841	236
China.....				4,100	4,700				130	375





No. 20—Exports of Canadian Produce, by Articles and Countries, during Fiscal Years ended March 31, 1914-1918—*Con.*

Exported to—	1914	1915	1916	1917	1918	Exported to—	1914	1915	1916	1917	1918
United Kingdom.....	\$ 12,326	\$ 15,262	\$ 17,570	\$ 8,450	\$ 5,458	Germany.....	\$ 4,852	\$ 500	\$	\$	\$
Bermuda.....	202	149	1,189	3,043	3,081	Italy.....	221	624	1,032	1,807	1,875
British Africa, South.....		149	287			Japan.....		545			
British East Indies—						Mexico.....		55			
India.....		361		1,448	325	Netherlands—					12
Straits Settlements.....		10		225		Peru.....			51		713
British Honduras.....	2,371	800	1,064	1,224	2,107	Russia.....	57				
British Oceania—	691	618	345	714	652	San Domingo.....	434	1,157	983	3,410	3,671
Australia.....	1,958	1,646	2,014	4,274	27,239	Sweden.....				202	
New Zealand.....				271	165	Switzerland.....		1,547	3,252	1,080	1,139
British West Indies.....	27	3,652	4,114	11,777	14,949	United States.....	2,618	14,786	11,974	16,713	17,199
Honduras.....	6,065	3,764	6,367	7,419	10,530	Alaska.....	13,476	48	6	10	4
Hong Kong.....	3		67	192	113	Porto Rico.....		860	1,002	852	765
Netherlands.....	5,809	10,583	8,834	25,014	21,034	Uruguay.....	1,171			64	
Norfolk Island.....	1,116	323	436			Venezuela.....				1,798	1,468
Argentina Republic.....	105					Total.....	67,211	63,780	74,570	108,546	128,843
Austria-Hungary.....	36			180							
Belgium.....	447			2,634	658	RECAPITULATION.					
Brazil.....	431		726	286	196	British Empire.....	29,512	36,994	41,851	65,008	85,982
China.....	11		1,337	739	550	Foreign Countries.....	37,699	26,786	32,728	43,538	42,861
Colombia.....			11,477	13,602	12,621						
Costa Rica.....	11,360	5,540	11,477		2,168						
Cuba.....	1,311		44		122						
France.....				81							
St. Pierre and Miquelon.....		12									

## RECAPITULATION—BOOKS, PAPER, STATIONERY, ETC.

	\$	\$	\$	\$	\$		\$	\$	\$	\$	\$
United Kingdom.....	732,787	744,803	1,003,627	1,102,235	780,709	Guatemala.....	6,828	4,457	1,017	4,244	300
Bermuda.....	6,039	3,331	4,063	7,011	7,853	Honduras.....		234	8	973	72
British Africa, East.....			4			Italy.....	132	89	25,153	5,797	66,737
" South.....	443,089	375,069	293,431	537,320	654,244	Japan.....	1,721	1,595	45,467	12,698	32,025
" West.....		45				Mexico.....	3,942	2,738		11,505	16,553
British East Indies—						Netherlands.....	168			15	953
India.....	9,506	13,884	7,537	5,210	16,520	Dutch East Indies.....		126	61	614	720
Straits Settlements.....	521	418	232	712	573	Dutch Guiana.....		76	73	38	12
Other.....	61	45	230	132		Dutch West Indies.....	76				



## SESSIONAL PAPER No. 10b

British Guiana.....	6,044	4,867	3,976	8,653	6,020	Nicaragua.....	11	5	20	791	89
British Honduras.....	801	738	358	735	632	Norway.....	5,305	12,973	8,925	7,311	17,563
British Oceania—						Paraguay.....	723	11,020	7,273	17,061	35,884
Australia.....	500,483	878,830	995,255	1,224,968	2,245,494	Portugal—					
Fiji.....	18	295	495,653	746,967	3,893	Russia.....	418		46	825	5
New Zealand.....	459,540	536,859	24,327	43,529	77,154	Salvador.....	2,651	752	387	2,142	1,047
British West Indies.....	20,170	18,388	16	617	48,701	San Domingo.....	879	1,157	1,522	3,482	4,470
Hong Kong.....	99	16	196	617	1,503	Serbia.....	10				
Newfoundland.....	91,907	98,098	64,551	116,109	163,796	Siam.....	25	15	250	100	16,792
Argentina Republic.....	7,955	13,025	173,371	136,461	120,834	Spain.....	333			202	
Austria-Hungary.....	380	106		624		Sweden.....	2,672		3,271	1,181	1,159
Belgium.....	5,803	562		4,626	52,278	Switzerland.....	10,818,922	13,140,548	17,121,322	22,332,478	32,939,309
Bolivia.....	4,440		40,407	22,203	42,184	United States.....	467	4,139	123	1,731	2,416
Brazil.....	4,345	8,494	8,907	22,203	7,812	Alaska.....	105	6	62	90	3
China.....	7,074	1,723	1,870	18,839	1,944	Hawaii.....	6,597	10,954	233	98	291
Colombia.....	1,322	2,698	11,982	25,747	1,981	Philippine Islands.....	7,498	6,072	5,344	6,844	2,694
Costa Rica.....	4,517	3,075	6,408	1,981	53,057	Porto Rico.....	1,122	4,02	13,320	12,305	
Cuba.....	5,479	52,450	29,310	43,390		Uruguay.....	19,731		23,446	21,288	8,590
Denmark.....	28		35		63	Venezuela.....	31,842				
Danish West Indies.....						Total.....	13,259,492	16,003,525	20,439,285	26,551,753	38,365,157
Greenland and Iceland.....					1,048	RECAPITULATION.....					
Ecuador.....	171	455	2,118	2,849	93,721	British Empire.....	2,271,056	2,675,412	2,893,735	3,796,137	4,717,692
Egypt and Sudan.....	50				1,538	Foreign Countries.....	10,988,436	13,328,113	17,545,550	22,755,616	33,647,445
France.....	4,281	9,565	18,969	12,233							
St. Pierre and Miquelon.....	73	205	258	665							
Germany.....	7,822	943									
German Africa.....	20										
Greece.....			3,887	2,148							

## BRICKS, CLAYS AND TILES.

## BRICKS.

United Kingdom.....	M.	M.	M.	M.	M.	United Kingdom.....	\$	\$	\$	\$	\$
Bermuda.....	1		17			Bermuda.....	5				
Newfoundland.....	15		86	18		Newfoundland.....	277	478	309	165	
United States.....	1,032	51	971	2,057	4,313	United States.....	8,172	11,542	7,301	16,539	39,291
Alaska.....		1,431			8	Alaska.....					80
Total.....	1,048	1,482	1,074	2,075	4,351	Total.....	8,454	12,020	8,506	16,704	39,371
RECAPITULATION.....						RECAPITULATION.....					
British Empire.....	16	51	103	18		British Empire.....	282	478	1,205	165	
Foreign Countries.....	1,032	1,431	971	2,057	4,351	Foreign Countries.....	8,172	11,542	7,301	16,539	39,371





No. 20—Exports of Canadian Produce, by Articles and Countries, during Fiscal Years ended March 31, 1914-1918—*Con.*

Exported to—	1914	1915	1916	1917	1918	Exported to—	1914	1915	1916	1917	1918
COAL, COKE, ETC.											
CHARCOAL.											
	\$	\$	\$	\$	\$		\$	\$	\$	\$	\$
United Kingdom.....		1,887	9			RECAPITULATION.					
Newfoundland.....		1,991	25,458	50,277	14,060	British Empire.....		1,887	9		
United States.....	3,073					Foreign Countries.....	3,073	1,991	25,458	50,277	14,060
Total.....	3,073	3,878	25,467	50,277	14,060						
CINDERS.											
	\$	\$	\$	\$	\$		\$	\$	\$	\$	\$
United Kingdom.....		885	5,178	1,784	9,262	RECAPITULATION.					
United States.....	607					British Empire.....		885	5,178	1,784	9,262
Total.....	607	885	5,178	1,784	9,262	Foreign Countries.....	607				
COAL.											
	Ton.	Ton.	Ton.	Ton.	Ton.		\$	\$	\$	\$	\$
United Kingdom.....	18,549	28,663	61,077	122,963	146,760	United Kingdom.....	61,604	96,834	210,845	650,234	937,884
Bermuda.....	150					Bermuda.....	600				
British Africa, South.....	4,935	2,693	15,894	6,395	1,687	British Africa, South.....	13,863	8,092	48,397	27,151	11,801
British East Indies—						British East Indies—					
India.....						India.....					
Straits Settlements.....						Straits Settlements.....					
Other.....	5,851	1,468	4,997	15,566	15,451	Other.....	23,351	4,404	28,812	100,590	144,950
British Guiana.....						British Guiana.....					
British Oceania—						British Oceania—					
Australia.....	26,127	32,840	31,208	10,842	18,178	Australia.....	91,992	125,313	115,732	43,453	82,560
New Zealand.....				2,877	174	New Zealand.....				11,508	957
British West Indies.....				6,046	3,474	British West Indies.....		1,365	9,170	37,567	30,836
Egypt and Sudan.....	616	401	1,559	552		Egypt and Sudan.....	3,343			3,312	3,312
Gibraltar.....				13,772		Gibraltar.....		1,974	3,301	55,828	
Hong Kong.....		657	857			Hong Kong.....					12,558
Newfoundland.....	220,156	169,560	258,578	237,499	228,661	Newfoundland.....	647,989	510,962	775,962	905,576	1,093,807



## SESSIONAL PAPER No. 10b

Argentine Republic.....	5,341	1,149				Argentine Republic.....	18,094	3,447			
Belgium.....	721	401				Belgium.....	2,163	1,504			
Brazil.....		1,053				Brazil.....		3,159			
Chile.....	342	1,614			1,501	Chile.....				6,905	
China.....	4,770	486	2,131		5,287	China.....	1,539	5,994	8,203		9,535
Cuba.....		163	370		827	Cuba.....	19,253	1,461	1,113		
Denmark.....						Denmark.....		611		7,646	5,319
Dutch West Indies.....						Dutch West Indies.....					90
Greenland, Iceland, etc.....						Greenland, Iceland, etc.....					1,050
France.....	57	4,459	21,042		62,999	France.....	265	13,932	69,500	272,770	68,251
French West Indies.....					180	French West Indies.....				900	
St. Pierre and Miquelon.....	6,744	12,028	12,957		4,774	St. Pierre and Miquelon.....	20,439	36,495	39,192	18,770	36,951
Germany.....	296					Germany.....	1,036				
Greece.....			305			Greece.....				4,644	
Italy.....	653		4,843		2,011	Italy.....		2,099			
Japan.....	10,308		8,245		15,558	Japan.....	32,626		15,597	8,045	
Mexico.....	451		3,131		2,252	Mexico.....		1,579	32,570	62,300	106,960
Netherlands.....	2,489		168			Netherlands.....	8,067	276	9,393		
Norway.....						Norway.....		2,662	630	17,923	152,590
Panama.....	1,091					Panama.....		3,891			8,133
Portugal.....	407					Portugal.....					
Russia.....						Russia.....	1,322	2,678	62,687	24,885	47,672
San Domingo.....						San Domingo.....				6,456	13,175
Spain.....						Spain.....		911			
Sweden.....						Sweden.....					6,755
United States.....	1,166,908	1,150,234	1,460,552		1,302,125	United States.....	2,653,206	3,360,887	4,297,035	4,176,123	5,276,770
Alaska.....	24,053	59,374	65,845		73,991	Alaska.....	102,383	243,231	295,169	346,940	388,559
Hawaii.....			481			Hawaii.....		26,262	1,804		246,877
Philippine Islands.....						Philippine Islands.....		5,257			
Porto Rico.....			672			Porto Rico.....			2,016		
Total.....	1,498,820	1,512,487	1,971,124		1,899,185	Total.....	3,703,765	4,456,258	6,032,765	6,817,084	8,684,038
RECAPITULATION.						RECAPITULATION.					
British Empire.....	276,384	236,282	374,170		416,512	British Empire.....	842,742	748,944	1,192,219	1,844,219	2,315,353
Foreign Countries.....	1,222,436	1,276,205	1,596,954		1,482,673	Foreign Countries.....	2,861,023	3,717,314	4,840,546	4,972,815	6,368,685

## COKE.

United Kingdom.....	Ton.	Ton.	Ton.	Ton.	Ton.	United Kingdom.....	\$	\$	\$	\$	\$
British West Indies.....						British West Indies.....					12
Newfoundland.....	14	52,874	20	15	37	Newfoundland.....	65	100	100	75	201
United States.....	73,285	52,874	43,770	38,883	25,976	United States.....	332,620	240,818	196,114	179,932	165,555
Total.....	73,299	52,874	43,790	38,900	26,013	Total.....	332,635	240,818	196,214	180,019	165,756
RECAPITULATION.						RECAPITULATION.					
British Empire.....	14	52,874	20	17	37	British Empire.....	65		100	87	201
Foreign Countries.....	73,285	52,874	43,770	38,883	25,976	Foreign Countries.....	332,620	240,818	196,114	179,932	165,555

No. 20—Exports of Canadian Produce, by Articles and Countries, during Fiscal Years ended March 31, 1914-1918—*Con.*

Exported to—	1914	1915	1916	1917	1918	Exported to—	1914	1915	1916	1917	1918
United Kingdom.....	\$ 61,604	\$ 96,834	\$ 210,854	\$ 650,231	\$ 937,884	St. Pierre and Miquelon...	\$ 20,469	\$ 36,495	\$ 39,192	\$ 18,770	\$ 36,951
Bermuda.....	15,863	8,092	48,397	27,151	11,801	Germany.....	1,036	.....	.....	.....	.....
British Africa, South.....	.....	.....	.....	.....	.....	Italy.....	.....	2,099	914	4,644	.....
British East Indies—	.....	.....	.....	.....	.....	Japan.....	.....	1,579	15,597	8,048	.....
India.....	.....	.....	.....	.....	.....	Mexico.....	.....	2,662	32,570	62,300	106,960
Other.....	.....	.....	.....	.....	.....	Netherlands.....	8,067	1,579	9,393	17,923	152,590
British Guiana.....	23,351	4,404	28,812	100,590	144,950	Norway.....	.....	3,891	630	.....	8,133
British Oceania—	.....	.....	.....	.....	.....	Portugal.....	1,322	2,678	.....	.....	.....
Australia.....	91,992	125,313	115,732	43,453	82,560	Russia.....	.....	911	62,687	24,885	47,672
British West Indies.....	3,343	1,365	9,170	11,508	37,312	San Domingo.....	.....	345	.....	6,456	13,175
Egypt and Sudan.....	.....	.....	.....	.....	.....	Spain.....	.....	3,604,581	4,522,785	4,408,116	6,755
Gibraltar.....	.....	1,974	3,301	56,828	12,558	Sweden.....	2,989,506	243,231	295,169	346,940	5,465,647
Hong Kong.....	.....	.....	.....	.....	.....	United States.....	102,383	26,262	1,804	.....	388,559
Newfoundland.....	648,054	512,840	776,062	905,651	1,094,008	Alaska.....	.....	5,257	.....	.....	246,877
Argentine Republic.....	18,694	3,447	.....	.....	.....	Hawaii.....	.....	.....	.....	.....	.....
Belgium.....	2,163	1,504	.....	.....	.....	Philippine Islands.....	.....	.....	.....	.....	.....
Brazil.....	.....	3,189	.....	.....	.....	Porto Rico.....	.....	.....	2,016	.....	.....
Chile.....	.....	.....	.....	6,905	.....	Total.....	4,040,130	4,711,839	6,250,624	7,049,114	8,873,116
Cuba.....	1,539	5,994	8,203	18,505	9,533	RECAPITULATION.	.....	.....	.....	.....	.....
Denmark.....	19,253	1,461	1,113	7,646	5,510	British Empire.....	842,807	750,831	1,192,328	1,844,306	2,315,554
Danish West Indies.....	.....	611	.....	.....	.....	Foreign Countries.....	3,197,323	3,961,008	5,067,296	5,204,808	6,557,562
Greenland, Iceland, etc.....	.....	.....	4,723	.....	1,030						
France.....	.....	13,932	69,500	272,770	68,251						
French Africa.....	205	.....	.....	900	.....						
French West Indies.....	.....	.....	.....	.....	.....						

CONTRACTORS' OUTPUTS.

	\$	\$	\$	\$	\$		\$	\$	\$	\$	\$
United Kingdom.....	856	.....	.....	.....	32	RECAPITULATION.	.....	.....	.....	.....	.....
Bermuda.....	.....	.....	.....	.....	.....	British Empire.....	856	15,904	10,957	645	32
British Oceania—	.....	.....	.....	.....	.....	Foreign Countries.....	39,273	170,927	92,567	104,648	239,376
New Zealand.....	.....	.....	2,224	645	.....						
Newfoundland.....	.....	15,904	8,733	.....	.....						
United States.....	39,273	107,191	89,985	101,953	236,871						
Alaska.....	.....	3,736	2,582	2,695	12,501						
Total.....	40,129	186,831	103,524	105,293	239,408						

## SESSIONAL PAPER No. 106

DRUGS, DYES, CHEMICALS AND MEDICINES.  
ACETATE OF LIME.

	Lb.	Lb.	Lb.	Lb.	Lb.	\$	\$	\$	\$	\$
United Kingdom.....	5,719,895	5,554,400	7,667,068	3,615,000	United Kingdom.....	120,075	130,519	116,079	311,419	143,140
British Oceania—					British Oceania—					
Australia.....	286,000				Australia.....	8,580				
Belgium.....	3,129,678		491,087		Belgium.....	70,321	9,041			
Germany.....	406,400		376,139		Germany.....	6,279	5,606			
Japan.....			180,000		Japan.....			3,000		
Netherlands.....	3,740,889		605,867		Netherlands.....	81,957	13,289			
Spain.....			216,800		Spain.....		4,218			
United States.....	1,426,606		988,500		United States.....	20,269	111,136	16,877		21,353
Total.....	14,709,568	6,933,700	15,139,007	9,538,300	Total.....	310,481	260,591	140,174	311,419	164,493
RECAPITULATION.					RECAPITULATION.					
British Empire.....	6,005,895	5,554,400	7,667,068	3,615,000	British Empire.....	128,655	130,519	116,079	311,419	143,140
Foreign Countries.....	8,703,673	1,379,300	7,471,939	1,033,600	Foreign Countries.....	187,826	139,072	24,095		21,353

## ACID, SULPHURIC.

	Lb.	Lb.	Lb.	Lb.	Lb.	\$	\$	\$	\$	\$
United Kingdom.....		9,276,900		1,642,000	United Kingdom.....			134,826	52,002	
Bermuda.....				100	Bermuda.....					4
British West Indies.....					British West Indies.....					84
Newfoundland.....		200		6,900	Newfoundland.....			13		157
France—					France—					
St. Pierre and Miquelon.....	850	4,200	290	200	St. Pierre and Miquelon.....	56	27	33	7	11
United States.....	6,244,236	6,763,300	6,409,545	5,645,400	United States.....	37,357	41,308	59,154	7,396	301,893
Total.....	6,245,086	16,044,600	6,409,835	2,150,200	Total.....	37,413	41,335	194,026	59,489	302,065
RECAPITULATION.					RECAPITULATION.					
British Empire.....	6,245,086	9,277,100		7,000	British Empire.....			134,839	52,086	161
Foreign Countries.....		6,767,500	6,409,835	25,645,600	Foreign Countries.....	37,413	41,335	59,187	7,401	301,904

## AMMONIUM SULPHATE.

	Cwt.	Cwt.	Cwt.	Cwt.	Cwt.	\$	\$	\$	\$	\$
United Kingdom.....					United Kingdom.....					4,144
British Guiana.....					British Guiana.....					103,090
British West Indies.....					British West Indies.....					296,355
France—					France—					
French West Indies.....					French West Indies.....					14,000
United States.....					United States.....					282,321
Hawaii.....					Hawaii.....					242,748
Total.....					Total.....					903,458
RECAPITULATION.					RECAPITULATION.					
British Empire.....					British Empire.....					264,180
Foreign Countries.....					Foreign Countries.....					539,269

No. 20—Exports of Canadian Produce, by Articles and Countries, during Fiscal Years ended March 31, 1914-1918—*Con.*

Exported to—	1914	1915	1916	1917	1918	Exported to—	1914	1915	1916	1917	1918
DRUGS, DYES, CHEMICALS AND MEDICINES—Continued.											
CALCIUM CARBIDE.											
United Kingdom.....						United Kingdom.....					
British Africa, South.....						British Africa, South.....					
British Africa, West.....						British Africa, West.....					
British East Indies—						British East Indies—					
India.....						India.....					
British Guiana.....						British Guiana.....					
British Oceania—						British Oceania—					
Australia.....						Australia.....					
New Zealand.....						New Zealand.....					
British West Indies.....						British West Indies.....					
Newfoundland.....						Newfoundland.....					
Argentine Republic.....						Argentine Republic.....					
Bolivia.....						Bolivia.....					
Brazil.....						Brazil.....					
Chile.....						Chile.....					
China.....						China.....					
Colombia.....						Colombia.....					
Cuba.....						Cuba.....					
Denmark.....						Denmark.....					
Greenland, Iceland, etc.....						Greenland, Iceland, etc.....					
Ecuador.....						Ecuador.....					
France.....						France.....					
Greece.....						Greece.....					
Haiti.....						Haiti.....					
Honduras.....						Honduras.....					
Mexico.....						Mexico.....					
Netherlands.....						Netherlands.....					
Dutch East Indies.....						Dutch East Indies.....					
Panama.....						Panama.....					
Peru.....						Peru.....					
Portugal.....						Portugal.....					
Portuguese Africa.....						Portuguese Africa.....					
San Domingo.....						San Domingo.....					
Spain.....						Spain.....					
United States.....						United States.....					
Uruguay.....						Uruguay.....					
Venezuela.....						Venezuela.....					
Total.....						Total.....					
RECAPITULATION						RECAPITULATION					
British Empire.....						British Empire.....					
Foreign Countries.....						Foreign Countries.....					



## SESSIONAL PAPER No. 10b

## CASEIN.

United Kingdom.....	Lb.	Lb.	Lb.	Lb.	Lb.	Lb.	\$	\$	\$	\$
United States.....	270,486	230,045	50,564	50,588	16,200	United Kingdom.....	11,071	13,923	3,282	5,196
Total.....	270,486	230,045	50,564	50,588	16,200	United States.....	11,071	13,923	3,282	5,196
RECAPITULATION.						Total.....	11,071	13,923	3,282	5,196
British Empire.....	270,486	230,045	50,564	50,588	16,200	RECAPITULATION.				
Foreign Countries.....	270,486	230,045	50,564	50,588	16,200	British Empire.....	11,071	13,923	3,282	5,196
						Foreign Countries.....	11,071	13,923	3,282	5,196

## COBALT OXIDES AND COBALT SALTS.

United Kingdom.....	Lb.	Lb.	Lb.	Lb.	Lb.	\$	\$	\$	\$
France.....	185,571	11,265	314,249	520,615	185,571	United Kingdom.....	11,265	16,705	270,204
Japan.....	9,590	314,249	520,615	185,571	335,044	France.....	11,265	16,705	16,705
United States.....	520,615	185,571	335,044	520,615	185,571	Japan.....	9,590	12,701	12,701
Total.....	520,615	185,571	335,044	520,615	185,571	United States.....	9,590	12,701	12,701
RECAPITULATION.						Total.....	9,590	12,701	12,701
British Empire.....	520,615	185,571	335,044	520,615	185,571	RECAPITULATION.			
Foreign Countries.....	520,615	185,571	335,044	520,615	185,571	British Empire.....	520,615	185,571	185,571
						Foreign Countries.....	520,615	185,571	185,571

## CYANAMID.

United Kingdom.....	Cwt.	Cwt.	Cwt.	Cwt.	Cwt.	\$	\$	\$	\$
United States.....	927,749	927,749	927,749	927,749	927,749	United Kingdom.....	927,749	2,349,991	2,349,991
Total.....	927,749	927,749	927,749	927,749	927,749	United States.....	927,749	2,349,991	2,349,991
RECAPITULATION.						Total.....	927,749	2,349,991	2,349,991
British Empire.....	927,749	927,749	927,749	927,749	927,749	RECAPITULATION.			
Foreign Countries.....	927,749	927,749	927,749	927,749	927,749	British Empire.....	927,749	2,349,991	2,349,991
						Foreign Countries.....	927,749	2,349,991	2,349,991

## DYE STUFFS.

United Kingdom.....	\$	\$	\$	\$	\$	\$	\$	\$	\$
Newfoundland.....	3,954	3,125	4,100	4,178	11,638	United Kingdom.....	3,125	4,178	16,692
St. Pierre and Miquelon.....	4,664	4,664	4,664	4,664	17,351	St. Pierre and Miquelon.....	4,664	4,100	4,178
Russia.....	2,629	21,609	17,351	2,211	17,218	Russia.....	2,629	22,624	17,218
United States.....	6,583	24,734	26,724	6,399	33,910	United States.....	6,583	22,624	17,218
Total.....	6,583	24,734	26,724	6,399	33,910	Total.....	6,583	22,624	17,218
RECAPITULATION.						RECAPITULATION.			
British Empire.....	6,583	24,734	26,724	6,399	33,910	British Empire.....	6,583	22,624	17,218
Foreign Countries.....	6,583	24,734	26,724	6,399	33,910	Foreign Countries.....	6,583	22,624	17,218

No. 20—Exports of Canadian Produce, by Articles and Countries, during Fiscal Years ended March 31, 1914-1918—*Con.*

Exported to—	1914	1915	1916	1917	1918	1913	Exported to—	1914	1915	1916	1917	1918
--------------	------	------	------	------	------	------	--------------	------	------	------	------	------

## DRUGS, DYES, CHEMICALS AND MEDICINES—Continued.

## EXTRACT OF HEMLOCK BARK.

	Barrel.	Barrel.	Barrel.	Barrel.	Barrel.		\$	\$	\$	\$	\$
United Kingdom.....	1,267	2,371	4,840	.....	.....	United Kingdom.....	15,170	28,512	58,170	41,700	17,526
British Africa, South.....	55	55	60	.....	.....	British Africa, South.....	.....	660	720	.....	.....
Newfoundland.....	361	61	586	.....	.....	Newfoundland.....	4,332	732	6,787	7,102	2,160
France.....	330	55	.....	.....	.....	France.....	3,960	660	.....	.....	.....
United States.....	11	8	.....	.....	.....	United States.....	309	248	.....	300	.....
Total.....	4,969	2,550	5,486	.....	.....	Total.....	23,771	30,812	65,077	49,102	19,686
RECAPITULATION.						RECAPITULATION.					
British Empire.....	1,628	2,487	5,486	.....	.....	British Empire.....	19,502	29,904	65,077	48,802	19,686
Foreign Countries.....	341	63	.....	.....	.....	Foreign Countries.....	4,269	908	.....	300	.....

## GUM, CHICLE.

	Lb.	Lb.	Lb.	Lb.	Lb.		\$	\$	\$	\$	\$
United Kingdom.....	10,000	40,000	10,000	9,031	United Kingdom.....		4,750	20,000	0,000	5,419	
British Oceania—					British Oceania—						
Australia.....	5,823	64,020	2,250	50,644	Australia.....		8,278	42,216	1,704	34,145	
United States.....	1,882,049	1,719,429	4,072,570	2,680,871	United States.....		913,776	954,887	2,346,383	1,777,109	
Total .....	1,597,872	1,824,049	4,084,820	2,740,546	Total .....		921,884	1,017,103	2,355,987	1,816,673	
RECAPITULATION.											
British Empire.....	15,823	104,020	12,250	59,675	British Empire.....		8,028	62,216	7,704	39,564	
Foreign Countries.....	1,882,049	1,719,429	4,072,570	2,680,871	Foreign Countries.....		813,776	954,887	2,346,283	1,777,109	

## SESSIONAL PAPER No. 106

## LYE.

	\$	\$	\$	\$	\$	\$	\$	\$
United Kingdom.....								
British Oceania—								
New Zealand.....								
Newfoundland.....								
France—								
St. Pierre and Miquelon.....								
United States.....								
Total.....								

10b—46

## PHOSPHORUS.

	Lb.	Lb.	Lb.	Lb.	Lb.	Lb.	\$	\$	\$	\$	\$
United Kingdom.....	629,390	558,050	604,100	880,070	1,106,600	1,142,900	88,521	84,458	81,599	134,948	193,655
China.....					19,800						3,465
Japan.....					16,500						2,887
United States.....											
Total.....	629,390	558,050	604,100	880,070	1,142,900	1,142,900	88,521	84,458	81,599	134,948	200,007
RECAPITULATION.											
British Empire.....	629,390	558,050	604,100	880,070	1,106,600	1,106,600	88,521	84,458	81,599	134,948	193,655
Foreign Countries.....					36,300						6,352

## SENEGA ROOT.

	Lb.	Lb.	Lb.	Lb.	Lb.	Lb.	\$	\$	\$	\$	\$
United Kingdom.....	40,153	4,540	4,600		2,883		24,354	2,510	1,284		2,306
British Oceania—											
Australia.....	2,075	2,107	2,320		860		1,289	1,054	746		400
New Zealand.....			780						250		
Germany.....	44,355	14,150					26,807	8,205			
Japan.....	10,161	11,829	11,308		9,200			2,373	3,932		5,948
United States.....	308,295	348,217	491,481		204,003		187,031	157,177	148,231		132,579
Total.....	405,039	373,843	510,489	184,295	216,951		245,870	171,319	154,443	90,915	141,233
RECAPITULATION.											
British Empire.....	42,228	6,647	7,700		3,748		25,643	3,564	2,280		2,706
Foreign Countries.....	362,811	367,196	502,789	184,295	213,203		220,227	167,755	152,163	90,915	138,527





## RECAPITULATION—DRUGS, DYES, CHEMICALS AND MEDICINES.

EARTHENWARE.

[illegible]



## SESSIONAL PAPER No. 106

## EXPLOSIVES AND FULMINATES, N.O.P.

	\$	\$	\$	\$	\$	\$	\$	\$	\$	\$
United Kingdom.....	7,900	51,543	6,570,075	30,815,956	25,077,440	Italy.....				
British Africa, East.....	68					Japan.....		8,048	1,046,050	308,050
British East Indies.....	68					Korea.....		25,992	276,220	512,292
India.....						Mexico.....		1,960	106,820	
British Oceania—						Peru.....			100,330	9,330
Australia.....			65,592			Panama.....			168,561	
Hong Kong.....				26,746		Russia.....			61,527	10,800
Newfoundland.....	93,630	44,440	122,631	185,322	180,592	United States.....		158,293	232,713	8,065,629
Argentina Republic.....				29,969		Alaska.....		110		
Belgium.....	54					Hawaii.....			9,620	
Bolivia.....				90,928	84,903	Total.....	228,312	265,578	7,080,926	34,997,155
Brazil.....				363,534	38,467	RECAPITULATION.				
Chile.....	30,100		15,120	61,000	14,875	British Empire.....	101,666	95,983	31,038,224	25,864,032
China.....			19,662	20,497		Foreign Countries.....	126,646	169,595	9,879,632	9,133,123
Colombia.....										
Denmark.....										
Greenland, Iceland, etc.....			291		2,975					
France.....		1,184		467	86,802					
St. Pierre and Miquelon.....				23						

## RECAPITULATION—EXPLOSIVES.

	\$	\$	\$	\$	\$	\$	\$	\$	\$	\$
United Kingdom.....	15,332	167,557	79,641,637	268,964,256	261,125,855	France.....				111,795,269
Bermuda.....	68			180		St. Pierre and Miquelon.....			467	
British Africa, East.....		150		320	3,423	Italy.....		1,184	23	308,050
British East Indies.....						Japan.....		8,048	1,046,050	512,292
British East Indies—						Korea.....			276,220	
British Honduras.....	833	913	1,148	2,355		Mexico.....		1,960	106,820	
British Oceania—					5,000	Panama.....				
Australia.....	64			128		Peru.....			168,561	9,330
New Zealand.....		810	65,592	684	1,450	Russia.....			100,330	
British West Indies.....			161	26,746	5,376	United States.....		3,962	61,527	10,800
Hong Kong.....				163,316		Alaska.....		256,011	9,449,496	11,629,036
Newfoundland.....	93,995	45,839	133,826	20,969	187,304	Hawaii.....		110	7	
Argentina Republic.....				242,000		Total.....	241,665	486,715	50,985,510	386,340,293
Belgium.....	54			600,000		RECAPITULATION.				
Bolivia.....				84,903		British Empire.....	110,292	215,269	79,848,356	260,193,028
Brazil.....	446			363,534	38,467	Foreign Countries.....	131,373	271,446	1,137,164	125,011,855
Chile.....	30,100		15,120	61,000	14,875					
Colombia.....			19,662	20,497						
Cuba.....										
Denmark.....	187	171								
Greenland, Iceland, etc.....					8,863					





## SESSIONAL PAPER No. 10b

FOODSTUFFS.  
BAKING POWDERS.

	Lb.	Lb.	Lb.	Lb.	Lb.	Lb.	\$	\$	\$	\$	\$
United Kingdom.....											
Bermuda.....		100									
British Africa, South.....			22								7
British West Indies.....	72										11
Newfoundland.....	82,652	84,672	118,318	208,155	352,928		17	13,076	12,770	23,404	38,368
France—											
St. Pierre and Miquelon.....		75	149	143	580			17	23	25	93
United States.....			750						60		
Total.....	82,724	84,777	119,239	208,498	354,188		15,386	13,096	12,858	23,537	38,605
RECAPITULATION.											
British Empire.....	82,724	84,702	118,340	208,355	353,608		15,386	13,079	12,775	23,512	38,513
Foreign Countries.....		75	899	143	580			17	83	25	93

BREADSTUFFS.  
GRAIN.  
Barley.

	Bush.	Bush.	Bush.	Bush.	Bush.	Bush.	\$	\$	\$	\$	\$
United Kingdom.....	10,905,712	4,388,577	4,915,517	9,056,299	5,753,243		5,514,016	2,520,084	3,229,986	7,299,093	6,821,540
Bermuda.....	21	14	76	27	8		33	77	63	54	23
British Africa, South.....			20				37,229	71	29	39	
British West Indies.....	94,825	81	13	10	2			2	17	6	
Newfoundland.....											
Belgium.....	35,025	126,815					18,812	71,755			
France—											
St. Pierre and Miquelon.....					9						39
Germany.....	134,222	180,387					79,324	107,399			
Mexico.....	32,370						2,755				
Netherlands.....	243,543	514,670	646,174	124,523			133,290	350,570	319,403	123,654	
United States.....	1,384,851	366,101	366,373	500,536	1,093,530		709,092	203,118	225,843	376,965	1,380,922
Total.....	13,032,369	5,576,646	5,928,373	9,681,327	6,846,790		6,513,557	3,262,025	3,775,341	7,799,811	8,202,524
RECAPITULATION.											
British Empire.....	11,000,558	4,388,673	4,915,696	9,056,268	5,753,251		5,551,980	2,520,174	3,230,095	7,299,192	6,821,563
Foreign Countries.....	2,031,811	1,187,973	1,012,747	625,059	1,093,539		902,277	741,851	545,246	500,619	1,380,961

No. 20—Exports of Canadian Produce, by Articles and Countries, during Fiscal Years ended March 31, 191-1918—*Con.*

Exported to—	1914	1915	1916	1917	1918	Exported to—	1914	1915	1916	1917	1918
FOODSTUFFS—Continued.											
BREADSTUFFS—Continued.											
Beans.											
	Bush.	Bush.	Bush.	Bush.	Bush.		\$	\$	\$	\$	\$
United Kingdom.....	396	530	510	17	60	United Kingdom.....	782	1,030	1,072	150	270
Bermuda.....		188	245	97	53	Bermuda.....		523	654	473	433
British Oceania—						British Oceania—					
New Zealand.....	62	68	62	8	4	New Zealand.....	155	159	216	36	29
British West Indies.....	343	1,130	1,749	395	110	British West Indies.....	694	2,581	6,603	1,997	892
Newfoundland.....		11,272	3			Newfoundland.....		27,943		6	
Belgium.....	750	800	408			Belgium.....	2,012	2,560	1,015		
Cuba.....						Cuba.....					
Denmark.....	13	11	22	16		Denmark.....	28	32	53	45	
Danish West Indies.....						Danish West Indies.....					
Greenland, Iceland, etc.....	993	1,466	6	6	5	Greenland, Iceland, etc.....					
France.....	19	38	58	150	48	France.....	1,988	3,812		48	2,377
St. Pierre and Miquelon.....		632	3,350			St. Pierre and Miquelon.....	39	95	196	530	398
Netherlands.....	8,737	12,826	3,853	9,456	13,522	Netherlands.....	23,011	2,000	10,650		
United States.....					1	United States.....		32,773	14,013	50,581	101,092
Alaska.....						Alaska.....					9
Total.....	11,377	28,661	10,439	10,148	14,103	Total.....	28,850	73,508	34,472	53,866	105,570
RECAPITULATION.											
British Empire.....	865	1,916	2,566	517	227	British Empire.....	1,772	4,293	8,545	2,656	1,626
Foreign Countries.....	10,512	26,745	7,873	9,631	13,876	Foreign Countries.....	27,078	69,215	25,927	51,210	103,944
Buckwheat.											
	Bush.	Bush.	Bush.	Bush.	Bush.		\$	\$	\$	\$	\$
United Kingdom.....	16,093	225,309	83,739	10,012		United Kingdom.....	9,653	176,845	63,395	12,634	
Newfoundland.....	12,929		190			Newfoundland.....	6,939		220		
Belgium.....						Belgium.....					
Denmark.....		2,509	1,000			Denmark.....		1,975	1,000		
France.....	9					France.....	5				
St. Pierre and Miquelon.....	5,004		83,269	25,623		St. Pierre and Miquelon.....	2,797				
Germany.....	138,707	115,531	321,380	162,933	162,121	Germany.....			66,108	21,779	
Netherlands.....						Netherlands.....	100,959	93,696	250,692	171,626	216,488
United States.....						United States.....					
Total.....	172,802	343,349	439,578	198,598	162,124	Total.....	120,353	272,516	383,415	206,039	216,488

## SESSIONAL PAPER No. 10b

RECAPITULATION.				RECAPITULATION.				RECAPITULATION.			
British Empire.....	16,093	225,309	83,029	10,042	162,124	9,553	176,845	65,615	12,634	193,405	216,488
Foreign Countries.....	156,709	118,040	405,649	188,556		110,700	95,671	317,800			
Corn.											
RECAPITULATION.				RECAPITULATION.				RECAPITULATION.			
United Kingdom.....	Bush.	Bush.	Bush.	Bush.	Bush.	\$	\$	\$	\$	\$	\$
Bermuda.....	17,421	139,511	1,828,974	93,200		13,937	106,848			1,549,752	186,400
British West Indies.....	13	5,640	33	36		13	3,541			6	93
Newfoundland.....	104	3,376	12	13		92	1,911			12	27
France.....	1,810	1,041	805	1,101	1,134	1,558	1,186	747		1,536	1,589
St. Pierre and Miquelon.....	370	512	2,822	2,508	1,821		91,162				
United States.....	11,095	69,068	30,810	24,314	5,331	362	497	2,514		3,295	4,260
Total.....	30,813	376,653	33,943	1,856,942	101,535	7,580	50,945	27,639		23,160	7,982
Oats.											
RECAPITULATION.				RECAPITULATION.				RECAPITULATION.			
British Empire.....	Bush.	Bush.	Bush.	Bush.	Bush.	\$	\$	\$	\$	\$	\$
Foreign Countries.....	19,348	149,568	811	1,830,120	94,383	15,600	113,486	753		1,551,342	188,109
	11,465	227,095	33,132	26,822	7,152	7,942	142,604	30,153		26,455	12,242
Wheat.											
RECAPITULATION.				RECAPITULATION.				RECAPITULATION.			
United Kingdom.....	Bush.	Bush.	Bush.	Bush.	Bush.	\$	\$	\$	\$	\$	\$
Bermuda.....	13,903,389	8,537,236	17,597,470	52,307,798	32,157,164	5,644,951	4,067,540	8,606,102		26,510,014	22,218,209
British West Indies.....	118,077	93,783	42,715	110,653	86,777	53,178	44,570	21,645		67,493	69,963
British Guiana.....	653					53,546					
British Oceania—	20,106	38,113	106,079	107,210	90,032	10,087	22,456	59,735		67,018	72,813
Australia.....	29										
New Zealand.....	739,239	369,905	8,315	8,315		19					
British West Indies.....	364,134	416,168	338,894	319,315	335,086	316,908	209,214	207,713		181,206	271,608
Newfoundland.....	297,031	110,261	336,282	419,455	293,203	169,639	221,299	195,939		264,689	259,350
Cuba.....	452,734	203,889	6,965,037	8,177,788	14,303,704	109,933	51,295				
France.....	125	4,072,653	2,906	1,328	1,540	182,965	95,695	4,907,108		4,529,729	9,838,045
French West Indies.....	2,222	2,116	3,764	1,616,593	569,042	24					
St. Pierre and Miquelon.....	290					1,051	931	1,146		872,040	398,329
Italy.....	113,516	61,605	8,125	1,786				1,543			
Japan.....	18,928,221	3,825,549	1,364,479	3,298,380	7,041,104	130					
Netherlands.....	834	1,225				47,022	25,534	3,189			
United States.....	86,036	35,634				6,802,403	1,536,465	632,748		1,420,153	4,513,946
Alaska.....						784	981			202	467
Philippine Islands.....						40,397	18,717				
Total.....	34,996,664	17,768,166	26,816,322	66,368,832	54,877,882	13,379,849	8,961,126	14,637,849		33,918,479	37,644,293
Rice.											
RECAPITULATION.				RECAPITULATION.				RECAPITULATION.			
British Empire.....	Bush.	Bush.	Bush.	Bush.	Bush.	\$	\$	\$	\$	\$	\$
Foreign Countries.....	15,145,598	9,455,294	18,471,440	53,272,746	32,962,264	6,195,109	4,565,098	9,001,134		27,094,864	22,892,033
	19,851,066	8,312,932	8,344,882	13,096,086	21,915,618	7,184,740	4,396,028	5,546,715		6,823,615	14,752,260

No. 20—Exports of Canadian Produce, by Articles and Countries, during Fiscal Years ended March 31, 1914-1918—*Con.*

Exported to—	1914	1915	1916	1917	1918	Exported to—	1914	1915	1916	1917	1918
<b>FOODSTUFFS—Continued.</b>											
<b>BREADSTUFFS—Continued.</b>											
<b>GRAIN—Continued.</b>											
<b>Pease, Whole.</b>											
United Kingdom.....	Bush. 12, 187	Bush. 25, 587	Bush. 30, 233	Bush. 18, 894	Bush. 27, 625	United Kingdom.....	\$ 27, 538	\$ 66, 013	\$ 105, 741	\$ 74, 903	\$ 133, 911
Bermuda.....	17	4	135	35	51	Bermuda.....	38	12	373	101	262
British Africa, South.....	125	100	736	43	.....	British Africa, South.....	187	250	1, 490	95	.....
British Oceania—						British Oceania—					
New Zealand.....	10	.....	.....	.....	.....	New Zealand.....	15	.....	.....	.....	.....
British West Indies.....	4, 967	4, 470	1, 436	5	4	British West Indies.....	7, 140	9, 463	2, 711	18	29
Newfoundland.....	1, 063	7, 646	9, 220	8, 349	3, 166	Newfoundland.....	1, 819	17, 187	20, 125	22, 206	13, 232
Belgium.....	.....	480	.....	1, 452	.....	Belgium.....	.....	720	.....	4, 240	.....
Cuba.....	.....	.....	70	.....	.....	Cuba.....	.....	.....	266	.....	.....
Denmark.....	.....	1, 000	.....	.....	.....	Denmark.....	.....	1, 700	.....	.....	.....
Danish West Indies.....	14	.....	.....	.....	.....	Danish West Indies.....	.....	33	.....	.....	.....
France.....	20, 538	8, 796	20, 670	20, 592	20, 318	France.....	41, 463	19, 089	67, 965	56, 618	76, 298
St. Pierre and Miquelon.....	28	33	38	15	14	St. Pierre and Miquelon.....	54	73	116	52	233
Netherlands.....	.....	.....	14	.....	.....	Netherlands.....	.....	.....	35	.....	.....
Peru.....	.....	.....	.....	.....	5	Peru.....	.....	.....	.....	43	.....
United States.....	82, 424	213, 224	104, 147	112, 408	56, 236	United States.....	162, 020	417, 331	249, 024	296, 575	256, 046
Total.....	121, 359	261, 354	166, 639	161, 798	107, 502	Total.....	240, 274	532, 171	448, 446	454, 808	480, 054
<b>RECAPITULATION.</b>											
British Empire.....	18, 369	37, 807	41, 760	27, 331	30, 849	British Empire.....	36, 737	93, 225	130, 440	97, 323	147, 434
Foreign Countries.....	102, 990	223, 547	124, 939	134, 467	76, 653	Foreign Countries.....	203, 537	438, 946	318, 006	357, 485	332, 620
<b>Pease, Split.</b>											
United Kingdom.....	Bush. 644	Bush. 18	Bush. 144	Bush. 170	Bush. 1	United Kingdom.....	\$ 1, 486	\$ 47	\$ 471	\$ 500	\$ 612
Bermuda.....	1	.....	.....	.....	.....	Bermuda.....	3	1, 445	677	3, 207	34
British Africa, South.....	250	700	566	170	105	British Africa, South.....	300	29, 734	9, 011	15, 151	18, 566
British Guiana.....	3, 291	11, 624	3, 115	904	.....	British Guiana.....	4, 889	30, 837	4, 572	90	.....
British West Indies.....	5, 437	13, 066	4, 933	55	6	British West Indies.....	7, 782	5, 620	.....	.....	.....
Newfoundland.....	56	2, 061	1, 902	1, 953	2, 618	Newfoundland.....	110	.....	.....	.....	.....
Belgium.....	.....	.....	.....	35	.....	Belgium.....	.....	.....	.....	.....	.....
Denmark.....	.....	.....	.....	.....	.....	Denmark.....	.....	.....	.....	.....	.....
Danish West Indies.....	11	.....	.....	.....	.....	Danish West Indies.....	21	.....	.....	.....	.....
France.....	22	252	10	12	14	France.....	48	421	30	37	89
St. Pierre and Miquelon.....	18	.....	.....	.....	.....	St. Pierre and Miquelon.....	25	40	.....	.....	.....
Panama.....	11, 647	13, 885	11, 525	37, 966	26, 868	Panama.....	8, 327	39, 433	34, 556	141, 287	133, 995
United States.....	.....	.....	.....	.....	.....	United States.....	.....	.....	.....	.....	.....
Total.....	21, 371	41, 624	21, 895	41, 117	29, 611	Total.....	22, 971	107, 677	64, 471	151, 398	153, 296



## SESSIONAL PAPER No. 10b

RECAPITULATION.				RECAPITULATION.			
British Empire.....	9,679	27,409	10,360	British Empire.....	2,729	67,733	29,885
Foreign Countries.....	11,692	14,155	11,355	Foreign Countries.....	26,882	39,944	34,586
Rye.				Rye.			
Bush	Bush	Bush	Bush	Bush	Bush	Bush	Bush
United Kingdom.....	95,413	87,282	153,883	United Kingdom.....	64,393	93,291	136,017
Newfoundland.....	45	12,747	35,123	Newfoundland.....	22	11,796	31,477
Denmark.....	1,087	10,197	1,087	Denmark.....	82	8,397	25,387
France.....	7,141	146,055	426,437	France.....	7,313	138,855	362,654
Netherlands.....	16,978	263,422	644,720	Netherlands.....	11,473	259,622	556,017
Norway.....				Norway.....			
United States.....				United States.....			
Total.....	112,436	87,282	153,883	Total.....	75,788	259,622	556,017
RECAPITULATION.				RECAPITULATION.			
British Empire.....	95,458	87,282	153,883	British Empire.....	64,415	93,291	136,017
Foreign Countries.....	16,978	176,140	490,837	Foreign Countries.....	11,473	166,331	420,000
Wheat.				Wheat.			
Bush	Bush	Bush	Bush	Bush	Bush	Bush	Bush
United Kingdom.....	108,574,397	64,301,202	140,414,411	United Kingdom.....	106,696,231	66,363,044	153,708,244
Bermuda.....	249	17	174,966	Bermuda.....	18	18	18
British Africa, South.....	162,079	160,902	174,966	British Africa, South.....	157,917	161,683	195,556
British Oceania—				British Oceania—			
Australia.....	20	6	97,491	Australia.....	20	10	172,181
New Zealand.....	406,812	6	25	New Zealand.....	6	574,254	38
British West Indies.....	10,581	5		British West Indies.....	7,476	167,626	6
Gibraltar.....	167,628	350	2,065,541	Gibraltar.....	6	167,626	2,752,726
Hong Kong.....	36	982		Hong Kong.....	500	21	895
Newfoundland.....	183	36		Newfoundland.....	157	25,902	48
Austria-Hungary.....	1,658,861	128,270	174,694	Austria-Hungary.....	7	426,902	247,328
Belgium.....	984,520	40,000	203,675	Belgium.....	1,623,653	965,570	184,862
Cuba.....	5,783	40,000		Cuba.....	4,106	40,000	16,102,529
Denmark.....	435,773	838,521	2,499,046	Denmark.....	418,531	900,123	3,335,225
France.....	366,974	197,913	4,645,180	France.....	284,801	351,765	80
French Africa.....	39,470	5,000	8,155,519	French Africa.....	37,870	205,460	5,655,505
St. Pierre and Miquelon.....	516,404	245,118	18,668	St. Pierre and Miquelon.....	469,346	4,853	15
Germany.....	1,202,118	81,122	110,000	Germany.....	1,126,408	237,068	990,452
Greece.....	1,050	64	132,024	Greece.....	23,520	176,000	1,275,120
Italy.....	176,000	209,125	432,902	Italy.....	142	132,100	102,604
Japan.....	4,092,026	8,365,331	18,200,283	Japan.....	798	176,000	176,000
Netherlands.....	7,522,027	4,092,026	18,200,283	Netherlands.....	6,891,624	4,223,505	8,842,441
Portugal.....				Portugal.....	117,719,217	74,293,548	244,394,586
Russia.....				Russia.....	117,719,217	74,293,548	244,394,586
Spain.....				Spain.....	106,862,049	67,287,162	196,450,072
Switzerland.....				Switzerland.....	10,857,168	7,026,386	18,810,131
United States.....				United States.....			
Total.....	120,426,579	157,745,469	189,643,846	Total.....	117,719,217	74,293,548	244,394,586
RECAPITULATION.				RECAPITULATION.			
British Empire.....	108,747,509	65,036,956	140,687,875	British Empire.....	106,862,049	67,287,162	196,450,072
Foreign Countries.....	11,679,070	6,876,429	17,057,594	Foreign Countries.....	10,857,168	7,026,386	18,810,131

No. 20—Exports of Canadian Produce, by Articles and Countries, during Fiscal Years ended March 31, 1914-1918—Con.

Exported to—	1914	1915	1916	1917	1918	Exported to—	1914	1915	1916	1917	1918
FOODSTUFFS—Continued.											
BREADSTUFFS—Continued.											
GRAIN—Concluded.											
Other Grain.											
United Kingdom.....	Bush.	Bush.	Bush.	Bush.	Bush.	United Kingdom.....	\$	\$	\$	\$	\$
Bermuda.....	10					Bermuda.....	7				
United States.....	3,600					United States.....	4,753				
Philippine Islands.....						Philippine Islands.....					
Total.....	3,610					Total.....	4,760				
RECAPITULATION.											
British Empire.....	10					British Empire.....	7				
Foreign Countries.....	3,600					Foreign Countries.....	4,753				
TOTAL GRAIN.											
United Kingdom.....	Bush.	Bush.	Bush.	Bush.	Bush.	United Kingdom.....	\$	\$	\$	\$	\$
Bermuda.....	133,525,256	77,705,234	163,195,763	215,891,791	161,769,981	Bermuda.....	117,972,205	73,394,695	165,862,557	229,366,798	333,819,578
British Africa, South.....	118,784	99,664	43,315	110,875	86,928	British Africa, South.....	54,304	48,738	26,206	68,196	70,776
British Guiana.....	163,107	161,702	175,968	218	90,137	British Guiana.....	158,750	163,378	198,123	68,595	73,425
British Oceania.....	23,397	49,737	109,194	108,114		British Oceania.....	14,976	52,240	68,749	70,225	
Australia.....	20	35	97,491			Australia.....	20	29	172,181		
New Zealand.....	72	406,812	35	8,315		New Zealand.....	170	574,254	38	4,464	
British West Indies.....	855,217	390,971	395,351	319,425	335,113	British West Indies.....	376,748	251,061	225,826	181,593	271,727
Gibraltar.....		167,626		2,065,544		Gibraltar.....		107,626		2,752,726	
Hong Kong.....		167,350				Hong Kong.....		500			
Newfoundland.....	367,634	428,083	351,143	431,257	300,251	Newfoundland.....	173,990	247,896	220,118	296,400	293,677
Austria-Hungary.....	3	128,270	174,694	205,165	1,517,408	Austria-Hungary.....	7	136,902	184,862	251,664	4,031,368
Belgium.....	1,973,846	1,233,348	478		1,517,408	Belgium.....	1,759,337	98,255	1,281		
Cuba.....	459,267	204,689	35,123	61,116	1,072	Cuba.....	1,180,083	55,471	31,477	79,646	1,565
Denmark.....	24	56,256	22			Denmark.....	49	65	53	45	
Danish West Indies.....						Danish West Indies.....					
Greenland, Iceland, etc.....						Greenland, Iceland, etc.....					
France.....	457,361	5,078,951	9,486,840	18,818,855	15,375,154	France.....	462,003	3,680,794	8,311,780	20,688,924	12,655,800
French Africa.....	16					French Africa.....	24				
French West Indies.....	125					French West Indies.....	34				
St. Pierre and Miquelon.....	430,851	2,951	5,334	4,013	3,551	St. Pierre and Miquelon.....	1,559	2,017	4,002	4,690	6,572
Germany.....	2,670	547,361				Germany.....	366,922	459,164			
Greece.....						Greece.....					
Italy.....	39,470		197,913	6,421,823	786,227	Italy.....	37,870		205,460		
Japan.....	516,694		4,648,944			Japan.....	469,476		4,879,905		
Mexico.....	32,370	5,000	15			Mexico.....	21,755	4,853		6,527,545	941,294

## SESSIONAL PAPER No. 10b

Netherlands.....	1,580,977	832,222	1,584,841	1,244,528	684,289	Netherlands.....	1,306,724	893,143	1,494,224	1,431,848	1,670,371
Norway.....	7,141	7,141	18			Norway.....	25	40			
Panama.....	12		18,668	81,122	5	Panama.....			23,520	102,604	43
Peru.....				110,000		Portugal.....				176,000	
Portugal.....						Russia.....	798				
Russia.....	1,050	176,000	64			Spain.....		142			
Switzerland.....			132,054	432,902		Switzerland.....		132,100	132,100	649,353	
United States.....	28,304,687	8,853,965	209,125	22,782,750	32,459,456	United States.....	14,716,489	6,736,171	217,567	26,696,654	61,156,409
Alaska.....	334	1,223	10,994,517	22,782,750	784	Alaska.....	783	13,116,976	10,640,210	202	476
Philippine Islands.....	89,636	33,634	571	211	229	Philippine Islands.....	45,150	18,717	981		
Total.....	168,929,380	96,573,270	191,857,438	269,098,024	213,409,806	Total.....	138,129,261	88,018,283	192,827,362	289,850,196	415,013,269
RECAPITULATION.						RECAPITULATION.					
British Empire.....	135,053,487	79,410,214	164,368,250	218,935,509	162,582,410	British Empire.....	118,751,172	74,901,307	108,769,798	233,241,006	334,529,183
Foreign Countries.....	33,875,893	17,163,056	27,489,188	50,162,515	50,827,396	Foreign Countries.....	19,378,089	13,116,976	26,057,564	56,609,190	80,484,086

Bran.

United Kingdom.....	Cwt.	Cwt.	Cwt.	Cwt.	Cwt.	United Kingdom.....	\$	\$	\$	\$	\$
Bermuda.....	28,717	77,986				Bermuda.....	23,355	53,042	76,040	80,308	35,330
British Africa, South.....	26,161	26,077				British Africa, South.....	29,216	32,203	30,724	40,893	45,362
British Guiana.....	2,290					British Guiana.....	2,056				
British Oceania—	683	159				British Oceania—	838	229	209	552	1,282
Fiji.....						Fiji.....					
New Zealand.....	40					New Zealand.....			11,787	2,305	
British West Indies.....	12,352	24,860				British West Indies.....	108				
Newfoundland.....	34,998	31,132				Newfoundland.....	12,532	34,001	37,109	67,813	47,807
Austria-Hungary.....	500					Austria-Hungary.....	39,214	41,994	35,038	48,271	59,806
Belgium.....	23,680					Belgium.....	735				
Cuba.....	1,400	26				Cuba.....	24,380				
Denmark.....	7,691	559				Denmark.....	1,216	65			
France.....	450	400				France.....	8,423	509			
St. Pierre and Miquelon.....	137					St. Pierre and Miquelon.....	410	410	3,706	5,033	9,495
Germany.....	79,684	1,232				Germany.....	622	170	452	434	647
Netherlands.....	51,021	4,148				Netherlands.....	78,748	1,117			
Norway.....	111					Norway.....	54,713	3,859		1,696	
Russia.....	275					Russia.....	138				
Sweden.....	1,018					Sweden.....	270				
United States.....	1,806,242	871,358				United States.....	1,280				
Alaska.....	45					Alaska.....	1,569,595	778,626	1,602,153	1,555,644	5,194,829
Philippine Islands.....	400					Philippine Islands.....	500	73		486	72
Porto Rico.....		15				Porto Rico.....		33			
Total.....	2,077,713	1,038,134				Total.....	1,789,939	946,331	1,787,398	1,812,135	5,394,130
RECAPITULATION.						RECAPITULATION.					
British Empire.....	105,241	160,214				British Empire.....	109,319	161,469	180,997	248,842	189,087
Foreign Countries.....	1,872,472	877,920				Foreign Countries.....	1,680,620	784,862	1,606,401	1,563,293	5,205,043



No. 20—Exports of Canadian Produce, by Articles and Countries, during Fiscal Years ended March 31, 1914-1918—*Con.*

Exported to—	1914	1915	1916	1917	1918	Exported to—	1914	1915	1916	1917	1918
<b>FOODSTUFFS—Continued.</b> <b>BREADSTUFFS—Continued.</b> <b>GRAIN PRODUCTS.</b> <b>Cornmeal or Indian Meal.</b>											
United Kingdom.....	Barrel.	Barrel.	Barrel.	Barrel.	Barrel.	United Kingdom.....	\$	\$	\$	\$	\$
Bermuda.....	430	48	4,725	3,587	2,400	Bermuda.....	28	226	8	29,210	27,996
British Africa, South.....	20	1	78	78	78	British Africa, South.....	36	36	36	5	5
British Guiana.....	10	2	36	36	36	British Guiana.....	453	20	5,786	7,797	569
British West Indies.....	228	6	1,703	729	10,746	British West Indies.....	3	1,395	1,514	1,103	1,374
Newfoundland.....	2,902	1,503	238	169	405	Newfoundland.....	400	25	735	179	443
Belgium.....	1	1	35	5	400	Belgium.....	14,639	9,549	8,043	38,298	36,603
France.....	142	373	272	62	405	France.....	13,744	8,136	5,704	37,016	34,731
St. Pierre and Miquelon.....	200	6	273	236	895	St. Pierre and Miquelon.....	895	1,423	2,240	1,282	1,872
United States.....	3,939	2,560	6,704	4,618	14,639	United States.....	14,639	9,549	8,043	38,298	36,603
Alaska.....	3,597	2,180	6,431	4,382	13,744	Alaska.....	13,744	8,136	5,704	37,016	34,731
Total.....	3,597	2,180	6,431	4,382	13,744	Total.....	13,744	8,136	5,704	37,016	34,731
RECAPITULATION.	342	679	273	236	895	RECAPITULATION.	895	1,423	2,240	1,282	1,872
British Empire.....	3,597	2,180	6,431	4,382	13,744	British Empire.....	13,744	8,136	5,704	37,016	34,731
Foreign Countries.....	342	679	273	236	895	Foreign Countries.....	895	1,423	2,240	1,282	1,872

<b>FOODSTUFFS—Continued.</b> <b>BREADSTUFFS—Continued.</b> <b>GRAIN PRODUCTS.</b> <b>Cornmeal or Indian Meal.</b>											
United Kingdom.....	Bush.	Bush.	Bush.	Bush.	Bush.	United Kingdom.....	\$	\$	\$	\$	\$
British Africa, South.....	6	8	4,940	50,001	6	British Africa, South.....	8	2,605	1,732	4,940	50,001
British West Indies.....	4,331	2,881	2,578	1,140	4,250	British West Indies.....	8	2,605	1,732	2,748	1,620
Newfoundland.....	11,865	7,954	11,865	117,784	4,250	Newfoundland.....	54,038	11,865	7,954	11,865	263,805
Argentine Republic.....	40,531	37	40,531	6,897	4,250	Argentine Republic.....	46	70,286	11,292	70,286	10,618
Brazil.....	19,073	1,000	19,073	1,000	4,250	Brazil.....	19,073	19,073	19,073	19,073	944
Cuba.....	88,460	63,568	88,460	176,150	4,256	Cuba.....	122,780	122,780	122,780	326,988	326,988
Japan.....	51,141	1,653	51,141	125,009	4,256	Japan.....	1,740	2,605	1,740	7,688	51,621
Switzerland.....	80,942	61,913	80,942	125,009	4,256	Switzerland.....	62,038	1,536	62,038	115,092	275,367
United States.....	4,337	2,881	4,337	125,009	4,256	United States.....	1,536	2,605	1,536	7,688	51,621
Total.....	4,337	2,881	4,337	125,009	4,256	Total.....	1,536	2,605	1,536	7,688	51,621
RECAPITULATION.	4,337	2,881	4,337	125,009	4,256	RECAPITULATION.	1,536	2,605	1,536	7,688	51,621
British Empire.....	4,337	2,881	4,337	125,009	4,256	British Empire.....	1,536	2,605	1,536	7,688	51,621
Foreign Countries.....	4,337	2,881	4,337	125,009	4,256	Foreign Countries.....	1,536	2,605	1,536	7,688	51,621



## SESSIONAL PAPER No. 10b

## Oatmeal.

	Barrel.	Barrel.	Barrel.	Barrel.	Barrel.		\$	\$	\$	\$	\$
United Kingdom.....	108,138	57,505	82,012	86,104	151,337	United Kingdom.....	473,220	275,786	416,825	505,800	1,229,607
Bermuda.....		12	36			Bermuda.....		56	142		
British Africa, South.....		425	250			British Africa, South.....			1,625		
British East Indies—						British East Indies—		2,060			
India.....					4,020	India.....					40,200
British Guiana.....	85	20				British Guiana.....	340	100			
British West Indies.....	2	75		1	2	British West Indies.....	9	232		3	21
Hong Kong.....					40	Hong Kong.....					320
Newfoundland.....	765	442	5	210	406	Newfoundland.....	3,557	2,290	30	1,357	3,806
Austria-Hungary.....						Austria-Hungary.....		1,314			
Belgium.....		370		1		Belgium.....				3	
Denmark.....	220					Denmark.....	928				
Greenland, Iceland, etc.....					2	Greenland, Iceland, etc.....					10
France.....	1	2	1	3,916	106,891	France.....	5	19	4	24,274	801,771
St. Pierre and Miquelon.....	15				1	St. Pierre and Miquelon.....	106			8	12
Germany.....						Germany.....					
Italy.....					4,520	Italy.....					
Netherlands.....	238					Netherlands.....	1,190				
Norway.....	28					Norway.....	149				
Russia.....		233				Russia.....		939			
Spain—						Spain—					
Canary Islands.....		211				Canary Islands.....					
United States.....	2,035	1,025	10,609	668	14,113	United States.....		1,120		3,783	105,447
Alaska.....					1	Alaska.....		3,928	52,672		10
Total.....	111,527	60,320	92,913	90,902	281,333	Total.....	488,589	287,844	471,298	535,318	2,220,666
RECAPITULATION.											
British Empire.....	108,990	58,479	82,303	86,315	155,805	British Empire.....	477,126	280,524	418,622	507,250	1,273,954
Foreign Countries.....	2,537	1,841	10,610	4,587	125,528	Foreign Countries.....	11,463	7,320	52,676	28,068	946,712

## Rye Flour.

	Barrel.	Barrel.	Barrel.	Barrel.	Barrel.	\$	\$	\$	\$	\$	\$
United Kingdom.....						United Kingdom.....					
Denmark.....						Denmark.....					44
Greenland, Iceland, etc.....					3	Greenland, Iceland, etc.....					28,466
United States.....					2,481	United States.....					
Total.....					2,484	Total.....					28,510
RECAPITULATION.						RECAPITULATION.					
British Empire.....						British Empire.....					28,510
Foreign Countries.....					2,484	Foreign Countries.....					



## SESSIONAL PAPER No. 10b

Hayti.....	2,320	291	50	311	42,471	10,674	1,367	264	1,816	.....
Honduras.....	48	48	2,660	291	2,660	1,128	200	12,329	1,576,636	438,201
Italy.....	280	7,495	218	300	2,910	104,910	27,762	905	1,700	.....
Japan.....	27,032	14	.....	.....	.....	1,500	63	.....	.....	.....
Liberia.....	342	100	.....	.....	.....	.....	450	.....	.....	.....
Mexico.....	.....	.....	2,609	.....	.....	.....	.....	13,810	.....	.....
Montenegro.....	90,043	86,351	34,056	3,538	53,012	391,932	406,342	194,628	22,825	607,831
Netherlands.....	.....	.....	.....	606	.....	.....	.....	.....	3,487	.....
Dutch East Indies.....	4,005	42	943	20	300	16,690	249	4,833	102	2,464
Dutch Guiana.....	235	1,200	935	1,625	75	1,164	5,772	5,058	9,883	870
Dutch West Indies.....	169,233	188,066	78,410	130,796	10,270	742,010	808,941	428,319	890,466	93,926
Norway.....	8,071	2,125	250	.....	.....	34,170	16,273	1,625	.....	.....
Panama.....	150	.....	.....	.....	.....	.....	.....	.....	.....	.....
Peru.....	.....	.....	.....	.....	.....	863	.....	.....	.....	.....
Portugal—	.....	.....	.....	.....	.....	.....	.....	.....	.....	.....
Portuguese Africa.....	11,510	13,718	6,248	477	.....	57,015	70,155	37,207	3,462	.....
Russia.....	28,564	5,689	.....	.....	.....	126,525	26,356	.....	.....	.....
San Domingo.....	7,021	600	445	2,646	2,844	30,916	2,559	2,331	17,201	24,977
Spain.....	50	.....	.....	.....	.....	250	.....	.....	.....	.....
Canary Islands.....	490	3,311	490	.....	.....	2,080	15,420	.....	.....	.....
Sweden.....	1,836	4,849	.....	.....	.....	7,763	21,312	.....	.....	.....
Turkey.....	114,706	350	.....	.....	.....	455,485	1,630	.....	.....	.....
United States.....	19,436	52,429	251,220	184,841	518,632	85,745	282,967	1,259,898	1,267,933	5,602,387
Alaska.....	22	25	25	.....	65	204	136	350	.....	1,612
Porto Rico.....	20,745	50	11,374	29,553	9,085	.....	29,233	56,885	193,522	75,321
Venezuela.....	.....	6,861	.....	.....	.....	.....	.....	.....	.....	.....
Total.....	4,832,183	4,852,337	6,400,214	7,425,723	9,931,148	20,551,079	24,610,946	35,767,044	47,473,474	95,896,492
RECAPITULATION.										
British Empire.....	4,115,172	4,375,979	4,985,977	5,017,230	7,484,825	17,524,780	21,956,636	28,145,932	32,691,918	72,393,968
Foreign Countries.....	717,011	576,358	1,414,237	2,408,493	2,446,323	3,026,299	2,654,310	7,621,112	14,781,556	23,502,524

Other Meal. n.o.p.

United Kingdom.....	Barrel.	Barrel.	Barrel.	Barrel.	Barrel.	\$ 150	\$	\$	\$	\$
Bermuda.....	30	27	243	1,750	.....	66	88	1,322	10,170	.....
British Guiana.....	22	5	.....	.....	.....	23	165	.....	.....	.....
British West Indies.....	.....	34	34	2	6	218	967	142	11	58
Newfoundland.....	56	265	.....	.....	.....	.....	.....	.....	.....	.....
France—	.....	11	.....	.....	.....	4	36	.....	.....	55
St. Pierre and Miquelon.....	1,933	90	133	182	412	7,096	337	672	912	4,088
United States.....	2,042	432	460	1,934	425	7,534	1,616	2,136	11,093	4,801
Total.....	.....	.....	.....	.....	.....	.....	.....	.....	.....	.....
RECAPITULATION.										
British Empire.....	108	331	327	1,752	6	434	1,243	1,464	10,181	58
Foreign Countries.....	1,934	101	133	182	419	7,100	373	672	912	4,743





## SESSIONAL PAPER No. 10b

British Oceania—				British Oceania—			
Australia.....	10	86	101	Australia.....	10	380	477
New Zealand.....	53	90	478	New Zealand.....	53	962	532
British West Indies.....	934	961	14,715	British West Indies.....	934	9,646	38,173
Hong Kong.....	382	257	206	Hong Kong.....	382	4,887	7,993
Newfoundland.....	65	137	206	Newfoundland.....	65	4,887	7,993
Belgium.....	782	782	477	Belgium.....	782	112	477
China.....	11	20	140	China.....	11	140	532
Cuba.....	26	72	106	Cuba.....	26	470	532
France.....	1	30	2,106	France.....	1	1,064	857
St. Pierre and Miquelon.....	22	170	2,106	St. Pierre and Miquelon.....	22	7,227	141
Netherlands.....	30	1,443	826	Netherlands.....	30	2,035	1,163
Dutch Guiana.....	6	236	1,163	Dutch Guiana.....	6	2,859	11,948
Panama.....	2	370	181	Panama.....	2	349	408
Russia.....	332	25	530,440	Russia.....	332	51,098	530,440
United States.....	7	3,032	481,034	United States.....	7	40,553	481,034
Alaska.....	364	1,207	55,406	Alaska.....	364	11,145	55,406
Total.....	2,029	1,825	31,062	Total.....	2,029	31,062	481,034
RECAPITULATION.				RECAPITULATION.			
British Empire.....	1,665	4,114	481,034	British Empire.....	1,665	40,553	481,034
Foreign Countries.....	364	1,944	55,406	Foreign Countries.....	364	11,145	55,406

## Cereal Foods, Prepared.

United Kingdom.....				United Kingdom.....			
Bermuda.....	1,408,413	1,474,907	915,709	Bermuda.....	1,408,413	1,474,907	915,709
British Africa, South.....	3,352	24,617	2,332	British Africa, South.....	3,352	24,617	2,332
British Africa, West.....	74,630	114,061	40,115	British Africa, West.....	74,630	114,061	40,115
British East Indies—				British East Indies—			
British Guiana.....	6,510	3,559	3,183	British Guiana.....	6,510	3,183	3,183
British Oceania—				British Oceania—			
Australia.....	43,937	42,824	21,457	Australia.....	43,937	21,457	21,457
Piji.....	3,150	6,743	3,047	Piji.....	3,150	3,047	3,047
New Zealand.....	45,385	24,144	26,700	New Zealand.....	45,385	26,700	26,700
Other.....	86	53	34	Other.....	86	34	34
British West Indies.....	37,275	23,820	15,059	British West Indies.....	37,275	15,059	15,059
Hong Kong.....	22	11,545	806	Hong Kong.....	22	806	806
Newfoundland.....	1,528	22,992	406	Newfoundland.....	1,528	406	406
Argentina Republic.....	22	11,545	806	Argentina Republic.....	22	806	806
Austria-Hungary.....	336	15	192	Austria-Hungary.....	336	15	192
Belgium.....	164,320	71,252	38	Belgium.....	164,320	71,252	38
Chile.....	6,229	27,287	119,090	Chile.....	6,229	27,287	119,090
China.....	212	1,235	16,446	China.....	212	1,235	16,446
Cuba.....	9,015	6,054	164	Cuba.....	9,015	164	164
Denmark.....	120	146	176	Denmark.....	120	176	176
Ecuador.....	117	130	130	Ecuador.....	117	130	130
Greenland, Iceland, etc.....	7,727	393	393	Greenland, Iceland, etc.....	7,727	393	393
France.....	1,002,759	1,566,421	79,039	France.....	1,002,759	1,566,421	79,039
St. Pierre and Miquelon.....	493,622	493,622	493,622	St. Pierre and Miquelon.....	493,622	493,622	493,622
Germany.....				Germany.....			
German Africa.....				German Africa.....			
Total.....	2,166,330	1,970,402	1,950,706	Total.....	2,166,330	1,970,402	1,950,706
RECAPITULATION.				RECAPITULATION.			
British Empire.....	1,622,738	1,714,983	1,907,331	British Empire.....	1,622,738	1,907,331	1,907,331
Foreign Countries.....	543,592	255,419	43,375	Foreign Countries.....	543,592	43,375	43,375

No. 20—Exports of Canadian Produce, by Articles and Countries, during Fiscal Years ended March 31, 1914-1918—*Con.*

Exported to—	1914	1915	1916	1917	1918	Exported to—	1914	1915	1916	1917	1918
FOODSTUFFS—Continued.											
BREADSTUFFS—Concluded.											
BREADSTUFFS, OTHER THAN GRAIN AND GRAIN PRODUCTS—Concluded.											
Rice.											
United Kingdom.....	Lb.	Lb.	Lb.	Lb.	Lb.	United Kingdom.....	\$	\$	\$	\$	\$
Bermuda.....	3,040	200	3,040	360	605,320	Bermuda.....	121	9	121	30	38,578
Newfoundland.....	1,050	31,500	1,050	31,500	63,720	Newfoundland.....	44	44	44	1,075	1,141
Belgium.....	92,000		92,000		2,683,640	Belgium.....	1,720		1,720	3,330	
Cuba.....	198,000		198,000		2,309,040	Cuba.....	6,582		6,582	164,891	
Denmark.....						Denmark.....				90,490	
Greenland, Iceland, etc.....					896	Greenland, Iceland, etc.....					72
France.....	1,972		1,972		24,400	France.....	42		42	1,875	
St. Pierre and Miquelon.....	4,256		4,256		424	St. Pierre and Miquelon.....	133		133	32	
Netherlands.....	100	1,915,108	100	1,915,108	2,277,180	Netherlands.....	3		3	110,629	
United States.....					1,000	United States.....				34,560	
Alaska.....						Alaska.....				75	
Total.....	100	2,207,680	100	2,207,680	5,670,896	Total.....	3		3	226,475	320,623
RECAPITULATION.											
British Empire.....	100	2,207,680	100	2,207,680	4,987,510	British Empire.....	174		174	1,105	43,049
Foreign Countries.....						Foreign Countries.....	3		3	125,050	277,574
Rice Meal.											
United Kingdom.....	Lb.	Lb.	Lb.	Lb.	Lb.	United Kingdom.....	\$	\$	\$	\$	\$
Newfoundland.....	946,400		946,400		661,470	Newfoundland.....	7,817		7,817	11,306	21,553
United States.....	1,667,400		1,667,400		2,473,040	United States.....	38,059		38,059	9,035	78,813
Total.....	2,613,800		2,613,800		3,374,510	Total.....	45,876		45,876	141,764	109,401
RECAPITULATION.											
British Empire.....	946,400		946,400		901,470	British Empire.....	7,817		7,817	11,306	30,588
Foreign Countries.....	1,667,400		1,667,400		2,473,040	Foreign Countries.....	38,059		38,059	130,458	78,813
TOTAL BREADSTUFFS, OTHER THAN GRAIN AND GRAIN PRODUCTS.											
United Kingdom.....	\$	\$	\$	\$	\$	United Kingdom.....	\$	\$	\$	\$	\$
Bermuda.....	1,416,230	1,479,337	1,700,686	1,434,215	1,418,781	Bermuda.....	393		393		
British Africa, South.....	8,309	29,577	25,976	21,559	13,482	British Africa, South.....	120		120		
British Africa, West.....	74,630	114,061	76,077	40,902	1,471	British Africa, West.....	11		11		
British East Indies—		255				British East Indies—	170,307		170,307		
Straits Settlements.....	7,979		5,571	10,636	9,300	Straits Settlements.....	57		57		
British Oceania.....						British Oceania.....	61,122		61,122		
Australia.....	43,937	42,824	31,566	21,451	26,801	Australia.....	73		73		
Niue.....			95	34		Niue.....					
New Zealand.....	3,150	6,743	2,029	3,320	1,900	New Zealand.....	67,516		67,516		
Other.....						Other.....	660		660		
British West Indies.....	31,950	28,286	22,406	55,086	19,487	British West Indies.....					

## SESSIONAL PAPER No. 106

Hong Kong.....	86	53	40	20	222	Siam.....	180	.....	.....
Newfoundland.....	38,231	26,143	23,552	22,547	69,583	Spain.....	130	.....	.....
Argentine Republic.....	22	.....	.....	.....	.....	Sweden.....	2,920	26,560	.....
Austria-Hungary.....	1,528	.....	.....	.....	.....	Switzerland.....	2,476	.....	.....
Belgium.....	22,992	19,657	.....	.....	.....	United States.....	65,171	212,760	228,030
Bolivia.....	336	.....	.....	.....	.....	Alaska.....	108	382	408
China.....	164,320	77,834	15	304	883	Philippine Islands.....	.....	349	54
Cuba.....	6,229	27,287	114,858	90,630	165,423	Porto Rico.....	.....	576	.....
Denmark.....	212	.....	.....	.....	110	Venezuela.....	.....	.....	1,012
Greenland, Iceland, etc.....	.....	.....	.....	.....	.....	Total.....	2,228,436	2,190,594	2,333,806
Ecuador.....	9,022	6,084	1,235	16,446	159,138	RECAPITULATION.	.....	.....	.....
France.....	230	.....	723	.....	2,401	British Empire.....	1,644,502	1,948,058	1,600,894
St. Pierre and Miquelon.....	263	453	1,290	1,021	.....	Foreign Countries.....	583,934	355,748	339,064
Germany.....	7,727	130	.....	.....	.....	Total.....	.....	.....	.....

United Kingdom.....	131,474,403	91,104,573	189,919,609	257,942,191	399,047,131	German Africa.....	.....	.....	.....
Bermuda.....	180,045	154,421	162,748	247,102	308,132	Greece.....	82,124	205,460	.....
British Africa, East.....	21,367	7,684	3,807	6,662	2,386	Haiti.....	1,367	264	1,816
“ “ South.....	1,399,205	1,850,834	1,589,805	808,155	219,545	Honduras.....	.....	.....	.....
“ “ West.....	29,481	13,552	9,330	1,800	1,381	Italy.....	39,090	101	4,892,234
British East Indies—	.....	.....	.....	.....	.....	Japan.....	574,397	32,615	8,104,181
India.....	.....	.....	.....	.....	40,200	Liberia.....	1,500	63	13,007
Straits Settlements.....	.....	.....	.....	.....	3	Mexico.....	21,755	450	.....
British Guiana.....	357,682	449,684	744,648	1,005,063	1,008,618	Montenegro.....	.....	13,819	.....
British Oceania—	.....	.....	.....	.....	.....	Netherlands.....	1,894,866	1,082,287	1,456,369
Australia.....	44,147	43,562	213,527	21,451	26,801	Dutch East Indies.....	16,747	249	3,529
Fiji.....	4,118	12,948	66,304	25,805	465	“ “ “ “.....	1,164	.....	4,833
New Zealand.....	3,496	602,681	135,448	7,784	1,300	“ “ “ “ West Indies.....	803,419	5,829	6,749
Other.....	.....	.....	.....	.....	34	Norway.....	862,040	829,799	9,883
British West Indies.....	2,519,316	2,654,924	2,350,169	2,622,064	4,476,292	Panama.....	34,195	1,625	890,466
Egypt and Sudan.....	38,004	208,329	99,502	2,752,736	.....	Peru.....	863	23,520	102,604
Gibraltar.....	586,161	218,251	121,154	47,436	542	Portugal.....	71	73	176,000
Hong Kong.....	100,423	17,804	33,108	2,732,736	.....	Portuguese Africa.....	57,015	70,155	37,207
Malta.....	1,707,485	1,704,304	2,007,326	2,869,712	4,540,236	Russia.....	195,109	29,337	142
Newfoundland.....	22	3,368	7,954	.....	.....	San Domingo.....	31,576	2,559	2,331
Argentine Republic.....	79,264	141,385	249,198	.....	.....	Siam.....	380	176,283	180
Austria-Hungary.....	1,811,209	1,269,763	249,198	266,134	4,083,792	Spain.....	380	16,540	380
Belgium.....	5,300	2,851	.....	11,866	.....	Canary Islands.....	2,080	16,540	.....
Brazil.....	103,856	10,722	233	304	883	Sweden.....	11,963	47,872	.....
Chile.....	370,313	185,225	170,177	182,083	429,228	Switzerland.....	2,476	217,567	668,426
Colombia.....	497,700	333,701	31,477	79,646	1,565	Turkey.....	455,435	1,630	.....
Cuba.....	1,949	2,501	81	7,287	.....	United States.....	16,393,581	7,966,350	73,668,808
Denmark.....	16,497	3,622	10,245	.....	.....	Alaska.....	1,096	1,374	1,096
Danish West Indies.....	54,287	17,016	.....	.....	.....	Philippine Islands.....	45,650	18,717	54
Greenland, Iceland, etc.....	477,339	4,099,486	13,795,711	31,439,291	30,140,914	Porto Rico.....	.....	841	.....
Egypt and Sudan.....	5,928	345	.....	.....	300	Venezuela.....	93,237	29,233	56,885
France.....	13,431	10,175	39,147	22,347	68,310	Total.....	163,243,733	116,069,304	233,260,865
“ “ “ “.....	19,681	10,066	17,517	29,942	49,994	RECAPITULATION.	.....	.....	.....
Guiana.....	570,011	475,457	.....	.....	550	British Empire.....	138,525,333	99,043,501	268,353,795
“ “ “ “ West Indies.....	.....	.....	.....	.....	.....	Foreign Countries.....	24,718,400	17,025,803	73,438,457
St. Pierre and Miquelon.....	.....	.....	.....	.....	.....	Total.....	.....	.....	.....
Germany.....	.....	.....	.....	.....	.....	.....	.....	.....	.....

TOTAL BREADSTUFFS.



No. 20—Exports of Canadian Produce, by Articles and Countries, during Fiscal Years ended March 31, 1914-1918—*Con.*

Exported to—	1914	1915	1916	1917	1918	Exported to—	1914	1915	1916	1917	1918
--------------	------	------	------	------	------	--------------	------	------	------	------	------

FOODSTUFFS—Continued.											
COFFEE.											
	Lb.	Lb.	Lb.	Lb.	Lb.		Lb.	Lb.	Lb.	Lb.	\$
United Kingdom.....	9,454	6,000	4,000	2,050	150	United Kingdom.....	2,231	1,440	1,000	515	\$
Bermuda.....	140	70	770	100	10	Bermuda.....	38	12	365	28	17
British West Indies.....					10,000	British West Indies.....					2,000
Newfoundland.....	2,562	5,876	5,911	9,037	11,907	Newfoundland.....	707	1,614	1,521	2,025	2,546
Belgium.....		5,050				Belgium.....		1,010			
Denmark.....						Denmark.....					
Greenland, Iceland, etc.....					300	Greenland, Iceland, etc.....					60
France.....	1,299		518	30	2,992	France.....	199		94	10	733
St. Pierre and Miquelon.....	53,478	90,401	366	184	726	St. Pierre and Miquelon.....	8,342	17,041	106	45	158
United States.....				72,691	1,101	United States.....				9,263	355
Total.....	66,933	107,397	11,565	84,102	27,176	Total.....	11,517	21,117	3,086	11,889	5,869
RECAPITULATION.						RECAPITULATION.					
British Empire.....	12,156	11,046	10,681	11,197	22,057	British Empire.....	2,976	3,006	2,886	2,571	4,563
Foreign Countries.....	54,777	95,451	884	72,905	5,119	Foreign Countries.....	8,541	18,051	200	9,318	1,306

FISH.											
BAIT—CLAMS.											
	Barrel.	Barrel.	Barrel.	Barrel.	Barrel.		Barrel.	Barrel.	Barrel.	Barrel.	\$
United Kingdom.....	18	250				United Kingdom.....	112	1,750			\$
Bermuda.....	1					Bermuda.....	3				
Newfoundland.....		2		1		Newfoundland.....		16			7
France.....						France.....					
St. Pierre and Miquelon.....	49,186	36	10	85	5	St. Pierre and Miquelon.....		226	60	570	36
United States.....		28,860	7,970	7,633	8,014	United States.....	103,789	65,282	17,426	14,471	17,455
Total.....	49,205	29,148	7,980	7,719	8,049	Total.....	103,904	67,274	17,486	15,048	17,491
RECAPITULATION.						RECAPITULATION.					
British Empire.....	19	252		1		British Empire.....	115	1,766		7	
Foreign Countries.....	49,186	28,896	7,980	7,718	8,049	Foreign Countries.....	103,789	65,508	17,486	15,041	17,491

BAIT—FISH.											
	Barrel.	Barrel.	Barrel.	Barrel.	Barrel.		Barrel.	Barrel.	Barrel.	Barrel.	\$
United Kingdom.....						United Kingdom.....					\$
Newfoundland.....						Newfoundland.....					
United States.....	36,663	200	1,787	2,053	1,140	United States.....	36,663	425	1,787	3,357	1,741
Total.....	36,663	234	1,845	2,053	3,727	Total.....	36,663	459	1,845	3,357	7,935
RECAPITULATION.						RECAPITULATION.					
British Empire.....		200	1,787		1,140	British Empire.....		425	1,787		1,741
Foreign Countries.....	36,663	34	58	2,053	2,587	Foreign Countries.....	36,663	34	58	3,357	6,194



## SESSIONAL PAPER No. 10b

CODFISH, HADDOCK, LING AND POLLOCK, DRY-SALTED.

Cwt.	Cwt.	Cwt.	Cwt.	Cwt.	Cwt.	\$	\$	\$	\$	\$	\$
United Kingdom.....	25,073	12,411	33,716	5,145	1,494	United Kingdom.....	92,511	54,134	171,965	33,146	15,684
Bermuda.....	3,690	3,057	4,073	4,354	3,716	Bermuda.....	24,542	21,152	28,428	27,524	35,713
British Africa, South.....	6	21				British Africa, South.....	42	133			
British Guiana.....	16,217	10,239	31,970	28,001	22,474	British Guiana.....	89,107	53,547	178,381	190,648	184,513
British Honduras.....	163	12				British Honduras.....	1,213	91			
British Oceania—						British Oceania—					
Australia.....	135,377	103,493	114,776	108,955	69,562	Australia.....	829,755	674,807	757,914	780,456	618,674
British West Indies.....	120	92				British West Indies.....	345	150			
Hong Kong.....						Hong Kong.....					
Malta.....						Malta.....					
Newfoundland.....	9,254	5,826	9,476		9	Newfoundland.....	45,605	29,138	46,443		66
Argentina Republic.....	1,724					Argentina Republic.....	10,060				
Austria-Hungary.....						Austria-Hungary.....					
Belgium.....	96,527	303				Belgium.....		1,338			
Brazil.....	1,901	66,798	126,304	81,197	42,953	Brazil.....	691,313	457,494	945,568	680,024	457,776
Colombia.....	1,568	1,225				Colombia.....	10,406	4,524	10,180	16	
Costa Rica.....	3,293	1,581	1,225	1,878	892	Costa Rica.....	10,954	23,149	13,554	7,895	
Cuba.....	75,887	72,050	90,355	121,232	150,470	Cuba.....	470,230	502,724	622,763	1,064,592	1,717,019
Denmark.....						Denmark.....					
Danish West Indies.....	560	443	377	705	22	Danish West Indies.....	3,913	3,583	3,043	5,711	150
Ecuador.....	4	80				Ecuador.....	30	570			
France.....			630	15		France.....			3,852	288	
French Guiana.....		45	29	25	13	French Guiana.....			135	179	144
St. Pierre and Miquelon.....	1		7,601	6,806	5,354	St. Pierre and Miquelon.....		300	44,555	47,058	46,608
Guatemala.....	160	90		70	2	Guatemala.....	1,260	4			10
Haiti.....	3,503					Haiti.....	21,955	710		550	
Honduras.....	61,192	52,055	58,056	48,488	4,721	Honduras.....	303,220	346,595	354,815	383,282	47,080
Italy.....						Italy.....					
Japan.....						Japan.....					
Netherlands.....			16			Netherlands.....			83		
Dutch Guiana.....	5,713	6,995	7,210	7,557	7,217	Dutch Guiana.....	25,562	35,145	36,859	47,097	53,602
West Indies.....	170			3		West Indies.....				18	
Nicaragua.....		8	9			Nicaragua.....	80	55	66	45	
Panama.....	18,993	9,216	14,189	8,066	2,926	Panama.....	133,703	64,814	103,969	67,230	30,400
Portugal.....	7,065	2,919	6,568	1,258		Portugal.....	52,246	20,242	43,207	13,651	
Azores and Madeira.....			100	240		Azores and Madeira.....			825	1,920	
San Domingo.....	3,815		351			San Domingo.....	21,169		2,116		
Spain.....	468		736			Spain.....	3,872		3,574		
United States.....	198,833	244,334	263,472	285,880	389,778	United States.....	1,131,347	1,357,079	1,440,573	1,807,887	3,171,973
Alaska.....						Alaska.....					
Hawaii.....	2,592	1,629	443	1		Hawaii.....	15,784	11,223	3,210	12	
Porto Rico.....	76,093	63,820	90,856	85,995	70,424	Porto Rico.....	511,652	428,046	602,774	662,223	695,616
Uruguay.....		19	5			Uruguay.....		185	45		
Venezuela.....	222	10	200			Venezuela.....	1,576	80	1,310		
Total.....	746,482	659,903	864,573	793,921	772,027	Total.....	4,564,731	4,121,962	5,418,039	5,827,439	7,088,983
RECAPITULATION.											
British Empire.....	189,780	135,179	194,108	146,464	97,255	British Empire.....	1,082,775	833,152	1,183,496	1,031,873	854,650
Foreign Countries.....	556,702	524,724	670,465	647,457	674,772	Foreign Countries.....	3,481,956	3,288,810	4,234,543	4,795,566	6,234,333

No. 20—Exports of Canadian Produce, by Articles and Countries, during Fiscal Years ended March 31, 1914-1918—*Con.*

Exported to—	1914	1915	1916	1917	1918	Exported to—	1914	1915	1916	1917	1918
<b>FOODSTUFFS—Continued.</b>											
<b>FISH—Continued.</b>											
<b>CODFISH, HADDOCK, LING AND POLLOCK, FRESH.</b>											
United Kingdom.....	Lb.	Lb.	Lb.	Lb.	Lb.	United Kingdom.....	\$	\$	\$	\$	\$
Bermuda.....	300	1,543,300	5,093,400	300	5,093,400	Bermuda.....	15	15	15	15	15
British Guiana.....	200	200	200	200	200	British Guiana.....	14	14	14	14	14
British Oceania—						British Oceania—					
Australia.....	200	200	2,000	200	2,000	Australia.....	11	11	11	11	11
British West Indies.....	200	200	300	200	300	British West Indies.....	11	11	11	11	11
Hong Kong.....	200	200	500	200	500	Hong Kong.....	115	115	115	115	115
Newfoundland.....	2,052,064	3,402,657	2,574,900	2,574,900	2,574,900	Newfoundland.....	108,762	108,762	108,762	108,762	108,762
United States.....	2,052,064	3,402,657	2,574,900	2,574,900	2,574,900	United States.....	66,149	66,149	66,149	66,149	66,149
Alaska.....	2,052,064	3,402,657	2,574,900	2,574,900	2,574,900	Alaska.....	11	11	11	11	11
Total.....	2,052,064	3,402,657	2,574,900	2,574,900	2,574,900	Total.....	66,149	66,149	66,149	66,149	66,149
<b>RECAPITULATION.</b>											
British Empire.....	500	1,543,800	5,123,600	500	5,123,600	British Empire.....	20	20	20	20	20
Foreign Countries.....	2,052,064	3,402,657	2,574,900	2,574,900	2,574,900	Foreign Countries.....	110,984	110,984	110,984	110,984	110,984
<b>CODFISH, HADDOCK, LING AND POLLOCK, PICKLED.</b>											
United Kingdom.....	Cwt.	Cwt.	Cwt.	Cwt.	Cwt.	United Kingdom.....	\$	\$	\$	\$	\$
British Guiana.....	8	264	10	264	10	British Guiana.....	24	24	24	24	24
British West Indies.....	6,117	34,386	32,382	34,386	32,382	British West Indies.....	23,141	23,141	23,141	23,141	23,141
Cuba.....	6,117	34,386	32,382	34,386	32,382	Cuba.....	23,141	23,141	23,141	23,141	23,141
United States.....	6,117	34,386	32,382	34,386	32,382	United States.....	23,141	23,141	23,141	23,141	23,141
Total.....	6,125	34,386	32,382	34,386	32,382	Total.....	23,165	23,165	23,165	23,165	23,165
<b>RECAPITULATION.</b>											
British Empire.....	8	264	10	264	10	British Empire.....	24	24	24	24	24
Foreign Countries.....	6,117	34,386	32,382	34,386	32,382	Foreign Countries.....	23,141	23,141	23,141	23,141	23,141
<b>CODFISH, HADDOCK, LING AND POLLOCK, SMOKED.</b>											
United Kingdom.....	Lb.	Lb.	Lb.	Lb.	Lb.	United Kingdom.....	\$	\$	\$	\$	\$
Bermuda.....	127,296	107,524	30,100	127,296	30,100	Bermuda.....	7,019	7,019	7,019	7,019	7,019
British Guiana.....	9,368	17,696	4,700	9,368	4,700	British Guiana.....	690	690	690	690	690
British Oceania—						British Oceania—					
Australia.....	125	1,365	24,800	125	24,800	Australia.....	8	8	8	8	8
Fiji.....	1,365	1,365	2,200	1,365	2,200	Fiji.....	149	149	149	149	149
New Zealand.....	5,000	5,000	2,200	5,000	2,200	New Zealand.....	155	155	155	155	155
British West Indies.....	1,600	1,600	1,600	1,600	1,600	British West Indies.....	431	431	431	431	431
Hong Kong.....	300	300	2,000	300	2,000	Hong Kong.....	270	270	270	270	270
Newfoundland.....	13,310	13,310	4,500	13,310	4,500	Newfoundland.....	642	642	642	642	642
Total.....	127,296	107,524	30,100	127,296	30,100	Total.....	1,275	1,275	1,275	1,275	1,275
<b>RECAPITULATION.</b>											
British Empire.....	8	264	10	264	10	British Empire.....	660	660	660	660	660
Foreign Countries.....	6,117	34,386	32,382	34,386	32,382	Foreign Countries.....	152,337	152,337	152,337	152,337	152,337

[illegible]

CODFISH, HADDOCK, LING AND POLLOCK—TONGUES AND SOUNDS.

	Lb.	Lb.	Lb.	Lb.	Lb.		\$	\$	\$	\$	\$
United Kingdom.....						United Kingdom.....					
Bermuda.....	1,250	600	70	400		Bermuda.....	85	45	4	21	
British West Indies.....	180	310	150	600		British West Indies.....	15	16	11	10	
Cuba.....				18,600		Cuba.....				1,919	
United States.....	197,105	137,723	235,789	243,011	198,500	United States.....	34,772	30,725	49,750	39,714	
Total.....	198,335	138,723	236,009	243,011	217,600	Total.....	34,872	30,786	49,765	41,664	
RECAPITULATION.						RECAPITULATION.					
British Empire.....	1,430	1,000	220	500		British Empire.....	100	61	15	31	
Foreign Countries.....	197,105	137,723	235,789	243,011	217,100	Foreign Countries.....	34,772	30,725	49,750	41,633	

CODFISH, HADDOCK, LING AND POLLOCK, WET-SALTED.

	Cwt.	Cwt.	Cwt.	Cwt.	Cwt.	Cwt.	Cwt.	Cwt.	Cwt.	\$	\$	\$	\$	\$	\$
United Kingdom.....	14,360	7,028	10	United Kingdom.....	34,000	24,400	80	United Kingdom.....	34,000	24,400	80	United Kingdom.....	34,000	24,400	80
Newfoundland.....	2,018	1,048	4,306	Newfoundland.....	10,074	4,821	31,894	Newfoundland.....	10,074	4,821	31,894	Newfoundland.....	10,074	4,821	31,894
Mexico.....	4,362	9	8,364	Mexico.....	29,086	59	23,760	Mexico.....	29,086	59	23,760	Mexico.....	29,086	59	23,760
Spain.....	9	12	9	Spain.....	185,290	48		Spain.....	185,290	48		Spain.....	185,290	48	
United States.....	10,711	85,935	107,108	United States.....	43,111	290,312	374,343	United States.....	43,111	290,312	374,343	United States.....	43,111	290,312	374,343
Alaska.....	48,295	1	197,501	Alaska.....	53,185	5	978,490	Alaska.....	53,185	5	978,490	Alaska.....	53,185	5	978,490
Total.....	12,729	94,633	115,472	Total.....	53,185	310,645	1,002,330	Total.....	53,185	310,645	1,002,330	Total.....	53,185	310,645	1,002,330
RECAPITULATION.				RECAPITULATION.				RECAPITULATION.				RECAPITULATION.			
British Empire.....	2,018	8,676	4,316	British Empire.....	10,074	29,221	31,894	British Empire.....	10,074	29,221	31,894	British Empire.....	10,074	29,221	31,894
Foreign Countries.....	10,711	85,957	107,108	Foreign Countries.....	43,111	29,424	374,343	Foreign Countries.....	43,111	29,424	374,343	Foreign Countries.....	43,111	29,424	374,343

ELS.

[illegible]

No. 20—Exports of Canadian Produce, by Articles and Countries, during Fiscal Years ended March 31, 1914-1918—*Con.*

Exported to—	1914	1915	1916	1917	1918	Exported to—	1914	1915	1916	1917	1918
<b>FOODSTUFFS—Continued.</b>											
<b>FISH—Continued.</b>											
<b>HALIBUT, FRESH.</b>											
United Kingdom.....	Lb. 326,410	Lb. 194,000	Lb. 1,627,700	Lb. 877,500	Lb. 5,055,300	United Kingdom.....	\$ 18,802	\$ 14,300	\$ 147,326	\$ 91,359	\$ 351,231
British Guiana.....	44					British Guiana.....	4				
British Oceania—						British Oceania—					
Australia.....			500	1,500	2,700	Australia.....			34		406
Fiji.....					300	Fiji.....				100	48
New Zealand.....			2,000		1,300	New Zealand.....			107		
Newfoundland.....			10,400			Newfoundland.....	545	449	1,033		195
France—	5,359	4,489				France—					
St. Pierre and Miquelon.....	100	150				St. Pierre and Miquelon.....	7	15			
Japan.....	120					Japan.....					
United States.....	4,278,312	7,071,875	5,859,100	3,607,600	2,205,100	United States.....	262,939	437,148	398,450	340,182	276,372
Alaska.....				900		Alaska.....				70	
Total.....	4,610,345	7,270,514	7,499,700	4,487,500	7,267,700	Total.....	282,304	451,912	546,950	440,801	628,252
<b>RECAPITULATION.</b>											
British Empire.....	331,813	198,489	1,640,600	879,000	5,059,690	British Empire.....	19,351	14,749	148,500	91,549	351,880
Foreign Countries.....	4,278,532	7,072,025	5,859,100	3,608,500	2,208,100	Foreign Countries.....	262,953	437,163	398,450	340,252	276,372
<b>HALIBUT, PICKLED.</b>											
United Kingdom.....	Barrel. 4	Barrel. 163	Barrel. 213	Barrel. 45	Barrel. 19	United Kingdom.....	\$ 20	\$ 2,296	\$ 2,742	\$ 725	\$ 725
United States.....	1					United States.....	4				
Total.....	5	163	213	45		Total.....	24	2,296	2,742	725	
<b>RECAPITULATION.</b>											
British Empire.....	4					British Empire.....	20				
Foreign Countries.....	1	163	213	45		Foreign Countries.....	4	2,296	2,742	725	
<b>HERRINGS, CANNED.</b>											
United Kingdom.....	Lb. 59,046	Lb. 46,500	Lb. 72,222	Lb. 13,161	Lb. 19,049	United Kingdom.....	\$ 8,941	\$ 6,000	\$ 1,857	\$ 1,328	\$ 1,040
Bermuda.....	190	9,168	18,693			Bermuda.....	19	929			3,183
British East Indies.....						British East Indies—					
Straits Settlements.....						Straits Settlements.....					
British Oceania—						British Oceania—					
Australia.....		593,804	1,457,500	1,701,808	1,701,808	Australia.....			59,489	184,069	296,867
Fiji.....		2,900	41,240	25,000	25,000	Fiji.....			183	3,190	2,899
New Zealand.....		217,366	499,124	450,307	450,307	New Zealand.....		80	22,655	43,919	50,185
Other.....		9,600	50,400			Other.....			369	3,675	4,168
British West Indies.....		73,846	88,762		133,254	British West Indies.....		9	7,167	9,001	17,698
China.....					285	China.....					37



## SESSIONAL PAPER No. 10b

France.....	550,000	.....	35,000	France.....	43,800	.....	3,500
French Oceania.....	20	.....	3,600	St. Pierre and Miquelon.....	3	.....	438
St. Pierre and Miquelon.....	.....	.....	180	Netherlands—	.....	.....	47
Netherlands—	.....	.....	800	Dutch East Indies.....	.....	.....	.....
Dutch East Indies.....	.....	.....	3,500	Guiana.....	.....	.....	150
Guiana.....	.....	.....	750	United States.....	.....	.....	3,446
United States.....	.....	.....	72,964	Porto Rico.....	.....	.....	.....
Porto Rico.....	.....	.....	500	Total.....	.....	.....	.....
Total.....	619,934	1,038,923	2,352,929	2,448,773	53,358	103,512	293,960
RECAPITULATION.							
British Empire.....	190	69,509	962,709	2,380,298	19	97,711	286,342
Foreign Countries.....	32,450	550,425	74,214	68,475	1,815	5,801	7,618

## HERRINGS, FRESH OR FROZEN.

United Kingdom.....	Lb.	Lb.	Lb.	United Kingdom.....	\$	\$	\$
Bermuda.....	200	.....	5,000	Bermuda.....	10	.....	86
British Oceania—	.....	.....	.....	British Oceania—	.....	.....	.....
Australia.....	250	700	50,000	Australia.....	15	26	1,750
British West Indies.....	.....	.....	.....	British West Indies.....	75	.....	40
Hong Kong.....	3,300	.....	.....	Hong Kong.....	.....	.....	12,782
Newfoundland.....	375,000	.....	1,130,000	Newfoundland.....	1,875	.....	19
China.....	.....	.....	500	China.....	.....	.....	1,200
France—	.....	.....	120,000	France—	.....	.....	.....
St. Pierre and Miquelon.....	502	.....	.....	St. Pierre and Miquelon.....	10	.....	76,118
Japan.....	.....	.....	6,809,300	Japan.....	.....	.....	1,148,537
United States.....	10,283,574	29,735,473	31,229,300	United States.....	141,146	330,438	396,702
Alaska.....	990,000	37,400	304,000	Alaska.....	.....	374	3,052
Total.....	10,662,576	30,725,723	31,267,400	Total.....	143,116	330,838	401,590
RECAPITULATION.				RECAPITULATION.			
British Empire.....	378,500	250	700	British Empire.....	1,960	26	1,836
Foreign Countries.....	10,284,076	30,725,473	31,266,700	Foreign Countries.....	141,156	330,812	399,754

## HERRINGS, PICKLED.

United Kingdom.....	Barrel.	Barrel.	Barrel.	United Kingdom.....	\$	\$	\$
Bermuda.....	1,499	30,651	4	Bermuda.....	6,704	30,656	20
British Oceania—	.....	.....	.....	British Oceania—	.....	.....	.....
Australia.....	18	1,258	80	Australia.....	91	296	408
British West Indies.....	1,809	2,253	2,152	British West Indies.....	7,216	5,408	11,718
Hong Kong.....	4	.....	.....	Hong Kong.....	.....	.....	10,691
Newfoundland.....	31,910	27,357	34,500	Newfoundland.....	56	56	206
China.....	83,825	22,863	27,853	China.....	139,780	115,815	184,470
France—	69	57	9	France—	140,787	51,564	60,532
St. Pierre and Miquelon.....	261	8,744	16,845	St. Pierre and Miquelon.....	124	340	44
Japan.....	39,149	.....	.....	Japan.....	1,381	19,561	36,954
United States.....	54,135	19	10	United States.....	116,888	19,561	6,750
Alaska.....	17	187	610	Alaska.....	14	93	1,264
Denmark.....	25	.....	.....	Denmark.....	200	6	4,299
Danish West Indies.....	253	183	343	Danish West Indies.....	905	899	2,017
France.....	3	100	.....	France.....	475	475	135
St. Pierre and Miquelon.....	.....	6	4	St. Pierre and Miquelon.....	32	20	300

No. 20—Exports of Canadian Produce, by Articles and Countries, during Fiscal Years ended March 31, 1914-1918—*Con.*

Exported to—	1914	1915	1916	1917	1918	Exported to—	1914	1915	1916	1917	1918
FOODSTUFFS—Continued.											
FISH—Continued.											
HERRINGS, PICKLED—Concluded.											
	Barrel.	Barrel.	Barrel.	Barrel.	Barrel.		\$	\$	\$	\$	\$
Germany.....	6	96,659	59,859	85,529	1,900	Germany.....	24	201,388	140,273	181,746	4,864
Japan.....	124,179	625				Japan.....	249,097	1,250			
Korea.....						Korea.....					
Netherlands—	3					Netherlands—	13			5,383	12,905
Dutch Guiana.....						Dutch Guiana.....					
" West Indies.....						" West Indies.....					
Panama.....	90	60	161	173	101	Panama.....	363	269	903	15	
United States.....	57,960	45,568	74,403	67,484	86,256	United States.....	144,964	167,131	389,291	1,414	964
Alaska.....						Alaska.....				359,759	974,923
Hawaii.....			100			Hawaii.....			200	8	
Porto Rico.....	3,061	3,326	4,847		3,711	Porto Rico.....	12,224	14,892	24,067		32,129
Total.....	342,147	331,056	201,024	239,661	122,914	Total.....	703,401	821,252	760,292	867,076	1,232,926
RECAPITULATION.											
British Empire.....	117,391	130,239	52,567	64,626	20,598	British Empire.....	309,451	316,992	178,444	257,392	199,892
Foreign Countries.....	224,756	200,817	148,457	175,035	96,316	Foreign Countries.....	433,950	504,350	581,848	609,684	1,033,034

## HERRINGS, SMOKED.

	Lb.	Lb.	Lb.	Lb.	Lb.		\$	\$	\$	\$	\$
United Kingdom.....	29,400	4,950	64,700	13,600	85,800	United Kingdom.....	768	256	2,631	936	4,390
Bermuda.....	22,964	8,685	30,242	20,891	60,000	Bermuda.....	974	477	1,327	1,107	326
British Guiana.....	105,406	8,325	14,045	84,307	123,600	British Guiana.....	2,946	307	350	4,069	7,380
British Oceania—						British Oceania—					
Australia.....			1,000	100	51,800	Australia.....			90		5,328
Fiji.....			400	400	1,400	Fiji.....					179
New Zealand.....	4,900				9,100	New Zealand.....	130			31	800
British West Indies.....	935,005	227,966	334,717	333,442	322,000	British West Indies.....	25,900	7,427	9,842	14,647	17,696
Hong Kong.....	700		700	333,240	600	Hong Kong.....	19	67	67	21	50
Newfoundland.....	22,314	6,125	14,406	115		Newfoundland.....	595	256	600	6	
Belgium.....				1,440		Belgium.....				37	
Colombia.....	650					Colombia.....	18				
Costa Rica.....	4,220		70	400		Costa Rica.....	103		4	20	
Cuba.....	44,546	61,750	33,493	87,907	68,100	Cuba.....	1,202	1,635	1,047	3,349	3,674
Danish West Indies.....	7,210		6,200	221		Danish West Indies.....	221		190		
France.....	10				64,200	France.....	1				
French Guiana.....			875			French Guiana.....				50	56
French West Indies.....	2,400		7,000			French West Indies.....	72		176		
St. Pierre and Miquelon.....	1,350	900	4,569	2,190	1,500	St. Pierre and Miquelon.....	42	26	165	124	104
Netherlands.....						Netherlands.....					
Dutch Guiana.....	35,300	44,200	9,825	9,900	9,900	Dutch Guiana.....	1,085	1,692	428	475	632
" West Indies.....				120		" West Indies.....				3	
Panama.....	39,130	18,493	20,644	7,512	6,200	Panama.....	1,103	764	921	424	359

## SESSIONAL PAPER No. 10b

San Domingo.....	11,500	2,339,368	5,061,353	3,064,000	San Domingo.....	400	129,079	165,337	197,373	153,549
United States.....	2,339,120		1,250	200	United States.....	54,337			101	18
Alaska.....	500	973	6,575	30,000	Alaska.....	15	44	3,080	432	1,500
Porto Rico.....					Porto Rico.....					
Total.....	3,606,225	4,193,419	5,631,772	3,844,100	Total.....	89,931	141,963	186,475	223,160	202,565
RECAPITULATION.					RECAPITULATION.					
British Empire.....	1,120,289	256,051	453,005	598,900	British Empire.....	31,332	8,723	15,077	20,822	36,140
Foreign Countries.....	2,485,936	3,937,368	5,178,767	3,245,200	Foreign Countries.....	58,599	133,240	171,398	202,338	166,416

LOBSTERS, CANNED.										
United Kingdom.....	Lb.	Lb.	Lb.	Lb.	United Kingdom.....	\$	\$	\$	\$	\$
Bermuda.....	2,875,206	2,736,102	3,662,148	5,022,479	Bermuda.....	1,010,367	1,123,691	1,236,278	2,025,560	1,085,784
British Africa, South.....	48	294	1,760		British Africa, South.....	8	87	649		172
British Guiana.....	1,088	3,035	1,272	2,160	British Guiana.....	433	1,201	410	582	2,200
British Oceania—					British Oceania—					223
Australia.....	14,576	18,585	8,338	4,320	Australia.....	3,634	7,530	1,888	1,906	640
New Zealand.....	1,864	2,450	1,872	70	New Zealand.....	616	815	738	19	1,120
British West Indies.....	888	1,450	1,224	3,684	British West Indies.....	372	512	405	1,187	370
Egypt and Sudan.....					Egypt and Sudan.....					37,732
Newfoundland.....					Newfoundland.....			84		
Argentine Republic.....		7,876	12,100	600	Argentine Republic.....		2,988			
Belgium.....	209,728	228,874			Belgium.....	124,283	93,675	3,156		
Cuba.....		360			Cuba.....		132			
Denmark.....	89,182	78,875	159,640		Denmark.....	33,069	31,397	47,460		
Danish West Indies.....	24				Danish West Indies.....	4				
France.....	1,946,674	1,306,990	2,471,600	1,531,031	France.....	703,469	556,317	818,164	631,309	1,167,307
St. Pierre and Miquelon.....	472,808	415,384		144	St. Pierre and Miquelon.....	182,033	23		47	51,637
Germany.....					Germany.....		173,455			220
Italy.....		86,040			Italy.....	31,713	36,756			90
Netherlands.....					Netherlands.....					
Dutch East Indies.....			1,040	288	Dutch East Indies.....			300	107	3,204
Dutch Guiana.....		54,546	18,258		Dutch Guiana.....	14,414	22,887	5,511		
Norway.....	36,650	5,160			Norway.....	2,160				
Russia.....	175,033	156,318	70,730	30,336	Russia.....	69,092	68,994	21,534	11,174	900
Sweden.....	2,273,849	2,263,838	1,920,601	2,720,366	Sweden.....	808,296	892,442	533,072	967,441	971,568
United States.....					United States.....			830		
Porto Rico.....		2,780	4,800		Porto Rico.....		877	1,700		
Uruguay.....					Uruguay.....					
Venezuela.....	48				Venezuela.....	24				
Total.....	8,271,662	7,518,741	8,339,903	9,315,078	Total.....	2,989,987	3,013,782	2,672,179	3,639,332	3,325,117
RECAPITULATION.					RECAPITULATION.					
British Empire.....	2,893,670	2,821,886	3,677,214	5,032,713	British Empire.....	1,015,430	1,133,836	1,240,452	2,029,254	1,128,211
Foreign Countries.....	5,377,992	4,696,855	4,662,689	4,282,365	Foreign Countries.....	1,968,557	1,879,946	1,431,727	1,610,078	2,196,906

LOBSTERS, FRESH.										
United Kingdom.....	Lb.	Lb.	Lb.	Lb.	United Kingdom.....	\$	\$	\$	\$	\$
United States.....	4,943,930	5,500,586	6,273,376	6,146,803	United States.....	707,486	849,368	934,522	1,037,779	855,484
Total.....	4,943,930	5,500,586	6,273,376	6,146,803	Total.....	707,486	849,368	934,522	1,037,779	855,484
RECAPITULATION.					RECAPITULATION.					
British Empire.....	4,943,930	5,500,586	6,273,376	6,146,803	British Empire.....	707,486	849,368	934,522	1,037,779	855,484
Foreign Countries.....					Foreign Countries.....					



No. 20—Exports of Canadian Produce, by Articles and Countries, during Fiscal Years ended March 31, 1914-1918—*Con.*

Exported to—	1914	1915	1916	1917	1918	Exported to—	1914	1915	1916	1917	1918
FOODSTUFFS—Continued.											
FISH—Continued.											
MACKEREL, FRESH.											
United Kingdom.....	Lb. 63	Lb.	Lb.	Lb. 25,000	Lb.	United Kingdom.....	\$ 4	\$	\$	\$ 1,750	\$
Bermuda.....	3,134	3,229,558	4,583,600	2,169,600	3,000,600	Bermuda.....	205				
Newfoundland.....	4,023,944					Newfoundland.....	216,307				
United States.....						United States.....		156,487	220,664	120,670	228,343
Total.....	4,027,141	3,229,558	4,583,600	2,194,600	3,000,600	Total.....	216,516	156,487	220,664	122,420	228,343
RECAPITULATION.											
British Empire.....	3,197			25,000		British Empire.....	209			1,750	
Foreign Countries.....	4,023,944	3,229,558	4,583,600	2,169,600	3,000,600	Foreign Countries.....	216,307	156,487	220,664	120,670	228,343

MACKEREL, PICKLED.

United Kingdom.....	Barrel. 92	Barrel. 89	Barrel. 7	Barrel. 81	Barrel. 142	United Kingdom.....	\$ 718	\$	\$ 91	\$	\$
Bermuda.....	760	691	896	1,075	1,360	Bermuda.....	45,818	1,082	1,142	1,071	2,415
British West Indies.....	4,413	6,062	5,763	1,684	3,100	British West Indies.....	1,352	5,534	9,559	15,357	21,337
Colombia.....	16	9	115	39	3	Colombia.....	694	58,286	55,286	22,521	47,966
Costa Rica.....	44	16	11	8		Costa Rica.....		139	471		
Cuba.....						Cuba.....		167	1,377	609	40
Danish West Indies.....	17	11	11	21	5	Danish West Indies.....		109	132	115	
France.....	1					France.....	179	109	108	214	75
St. Pierre and Miquelon.....	5					St. Pierre and Miquelon.....	5				
Havti.....						Havti.....	60				
Netherlands.....						Netherlands.....					
Dutch Guiana.....	22	1				Dutch Guiana.....	101	10			
Panama.....	1,151	946	967	608	437	Panama.....	12,960	10,817	11,663	9,257	7,380
United States.....	22,728	19,691	25,612	28,265	42,892	United States.....	272,663	219,907	329,524	435,996	756,703
Porto Rico.....	28	327	92	7	32	Porto Rico.....	479	2,984	746	60	200
Total.....	29,444	27,776	33,642	31,799	47,971	Total.....	343,692	299,208	410,199	485,417	830,116
RECAPITULATION.											
British Empire.....	5,265	6,772	6,765	2,850	4,602	British Empire.....	54,217	65,015	66,078	39,167	71,708
Foreign Countries.....	24,179	21,004	26,877	28,949	43,369	Foreign Countries.....	289,475	234,193	344,121	446,250	758,408



## SESSIONAL PAPER No. 10b

## OYSTERS, CANNED.

	Lb.	Lb.	Lb.	Lb.	Lb.	\$	\$	\$	\$	\$
United Kingdom.....										
British West Indies.....					96					10
Hong Kong.....	96					62				
United States.....	4,073	170				1,485	40			48
Total.....	4,169	170			96	1,547	40			48
RECAPITULATION.										
British Empire.....	96				96	62				
Foreign Countries.....	4,073	170				1,485	40			48

## OYSTERS, FRESH.

	Barrel.	Barrel.	Barrel.	Barrel.	Barrel.	\$	\$	\$	\$	\$
United Kingdom.....	36	14	13	12	5					
Bermuda.....	11,176	1	4	3						66
British West Indies.....	116,396	4	10	8	2					22
Newfoundland.....		10	3							18
France.....	533,136	1				27	59			47
St. Pierre and Miquelon.....	297	4	15	11	1	10	127			69
United States.....	2,191,628	577	308	268	928	24		74		7
Alaska.....				1		2,031	6,471	3,066		10,298
Total.....	342	623	344	303	936	2,513	6,857	3,351	3,498	10,389
RECAPITULATION.										
British Empire.....	40	25	21	23	7	448	259	211	213	84
Foreign Countries.....	302	598	323	280	929	2,065	6,598	3,140	3,285	10,305

## SALMON, CANNED.

	Lb.	Lb.	Lb.	Lb.	Lb.	\$	\$	\$	\$	\$
United Kingdom.....	48,802,562	25,385,101	35,225,051	34,772,879	21,117,314	5,436,727	4,018,304	4,930,625	4,898,555	4,686,894
Bermuda.....	11,176	11,760	11,480	10,934	9,132	1,607	1,608	1,583	1,501	1,925
British Africa, South.....	116,396	13,536	52,800	1,339,282	1,689,113	7,830	1,006	3,280		
British East Indies.....										
India.....	533,136	220,848	298,200	101,344	2,400	27,180	13,040	15,065	5,297	375
Straits Settlements.....	2,191,628	2,192,784	2,064,736	1,060,018	292,800	112,237	144,691	112,518	60,619	40,175
British Guiana.....	400			48		106			6	
British Oceania.....										
Australia.....	2,670,306	2,577,494	4,789,094	3,305,149	2,238,742	383,278	386,022	599,173	374,636	408,218
Fiji.....	704,008	375,936	928,752	800,400	736,016	47,853	51,812	56,630	63,379	111,075
New Zealand.....	1,324,362	1,398,236	1,538,050	1,339,282	1,689,113	168,113	172,004	159,083	161,067	311,336
Other.....	23,088	35,880	91,056	103,360	6,000	1,509	8,008	9,727	8,408	967
British West Indies.....	2,248	42,676	28,643	116,112	48,238	11,781	5,143	3,265	9,444	7,552
Hong Kong.....	202,143	40,320	18,240		7,300	11,864	3,978	782		1,350
Newfoundland.....	2,208	1,132			120	276				10
Belgium.....	311,332	20,000				44,287	2,000			

No. 20—Exports of Canadian Produce, by Articles and Countries, during Fiscal Years ended March 31, 1914-1918—*Con.*

Exported to—	1914	1915	1916	1917	1918	Exported to—	1914	1915	1916	1917	1918
<b>FOODSTUFFS—Continued.</b>											
<b>FISH—Continued.</b>											
<b>SALMON, CANNED—Concluded</b>											
	Lb.	Lb.	Lb.	Lb.	Lb.		Lb.	Lb.	Lb.	Lb.	\$
Bolivia.....				9,000		Bolivia.....				\$ 800	
Chile.....	81,600			14,400		Chile.....	3,400			1,200	
China.....	80,304			1,440		China.....	9,454	89	715		14
Denmark.....						Denmark.....					30
Greenland, Iceland, etc.						Greenland, Iceland, etc.					
France.....	2,019,734	1,188,816	3,905,461	5,521,100	13,529,569	France.....	213,543	88,603	390,288	629,574	2,285,538
French Oceania.....	22,895	19,200		14,400	48,000	French Oceania.....	1,438	1,438		815	7,000
St. Pierre and Miquelon.....	708	1,248	2,394	1,351	1,869	St. Pierre and Miquelon.....	84	130	253	212	375
Germany.....	6,012					Germany.....	400				
German Oceania.....	88,800	28,800				German Oceania.....	10,720	4,800			
Italy.....				60	3,109,694	Italy.....				16	463,744
Japan.....	4,356					Japan.....	396				
Netherlands.....	70,900					Netherlands.....	7,912				
Dutch East Indies.....	377,932	303,168	343,632	319,344	47,768	Dutch East Indies.....	19,336	16,267	19,700	20,530	10,058
Norway.....	13,200					Norway.....	888				
Panama.....				4,700		Panama.....				280	
Peru.....				21,000		Peru.....				1,500	
Russia.....				1,220		Russia.....		81			
Siam.....	57,600	201,696	14,400	124,848		Siam.....	2,700	12,280	760	7,304	
Sweden.....	3,000					Sweden.....	150				
Switzerland.....						Switzerland.....			15		
United States.....	1,181,205	274,745	18,725	567,758	893,639	United States.....	115,360	17,216	2,584	42,194	142,025
Philippine Islands.....	24,096					Philippine Islands.....	1,005				
Venezuela.....	48					Venezuela.....	10				
Total.....	61,097,424	34,655,108	49,142,882	48,332,127	43,777,154	Total.....	6,631,437	4,948,723	6,306,056	6,288,257	8,478,661
<b>RECAPITULATION.</b>											
British Empire.....	56,753,651	32,614,643	44,846,102	41,731,526	26,146,314	British Empire.....	6,200,361	4,805,769	5,891,741	5,582,912	5,569,877
Foreign Countries.....	4,343,773	2,040,465	4,296,780	6,600,601	17,630,840	Foreign Countries.....	431,076	142,954	414,315	705,345	2,908,784
<b>SALMON, CHUM.</b>											
	Lb.	Lb.	Lb.	Lb.	Lb.		Lb.	Lb.	Lb.	Lb.	\$
United Kingdom.....						United Kingdom.....					
British Oceania—						British Oceania—					
Fiji.....	26,256					Fiji.....	620				
China.....	115,200					China.....	1,260				
Japan.....	3,023,500	783,520		399,700		Japan.....	36,368	9,020		4,004	
United States.....	238,702	5,528,710	20,545,600	18,411,600	10,054,400	United States.....	3,805	41,638	224,893	259,754	349,221
Total.....	3,403,658	6,312,230	20,545,600	18,721,300	10,054,400	Total.....	42,193	53,667	224,893	263,758	349,221

SALMON. PICKLED.

[illegible]

No. 20—Exports of Canadian Produce, by Articles and Countries, during Fiscal Years ended March 31, 1914-1918—*Con.*

Exported to—	1914	1915	1916	1917	1918	Exported to—	1914	1915	1916	1917	1918
<b>FOODSTUFFS—Continued.</b>											
<b>FISH—Continued.</b>											
<b>SALMON, PICKLED—Concluded.</b>											
France—						France—					
French Guiana.....	Barrel.	Barrel.	Barrel.	Barrel.	Barrel.	French Guiana.....	\$	\$	\$	\$	\$
St. Pierre and Miquelon.....	15	8	4	115	172	St. Pierre and Miquelon.....	92	52	800	2,170	
Germany.....	6,410	1,127	50	115	23,364	Germany.....	147,803	33,364	20,983	9,479	
Japan.....	28,381	17,066	5,726	710	43,588	Japan.....	71,711	43,588	20,983	9,479	
Netherlands—						Netherlands—					
Dutch Guiana.....	117	167	292	571	484	Dutch Guiana.....	1,553	2,031	3,747	8,464	9,109
Dutch West Indies.....	259	221	240	132	54	Dutch West Indies.....	3,350	2,823	3,165	2,041	1,040
Panama.....	180	7	5,765	5,273	84	Panama.....	3,750	84	97,873	88,361	54,394
Sweden.....	4,149	8,126	7	2,401	163,196	Sweden.....	90,376	163,196	137	41	
United States.....	4	7	7	7	65	United States.....	65				
Alaska.....						Alaska.....					
Total.....	48,058	40,092	13,704	7,254	3,496	Total.....	372,019	306,438	145,101	116,426	74,557
<b>RECAPITULATION.</b>											
British Empire.....	1,532	12,875	1,037	497	439	British Empire.....	14,849	47,901	18,763	7,001	7,794
Foreign Countries.....	46,526	27,817	12,067	6,757	3,057	Foreign Countries.....	357,170	258,537	126,338	109,425	66,763
<b>SALMON, SMOKED.</b>											
United Kingdom.....	Lb.	Lb.	Lb.	Lb.	Lb.	United Kingdom.....	\$	\$	\$	\$	\$
Bermuda.....	38,496	100	30	284	800	Bermuda.....	6,416	10	8	43	130
British Oceania—						British Oceania—				26	110
Australia.....				300	755	Australia.....				110	218
Fiji.....					1,053	Fiji.....				4	169
New Zealand.....						New Zealand.....					
British West Indies.....	650					British West Indies.....	85				
Hong Kong.....				30	748	Hong Kong.....					
France—						France—					
St. Pierre and Miquelon.....	78	78	1,455	2,786	2,450	St. Pierre and Miquelon.....	615	271	300	199	553
United States.....	5,954	1,852	1,455	2,039	5,806	United States.....	7,116	313	304	268	1,180
Total.....	45,100	2,160	2,816	2,039	5,806	Total.....	7,116	313	304	268	1,180
<b>RECAPITULATION.</b>											
British Empire.....	39,146	230	30	584	3,356	British Empire.....	6,501	28	4	69	627
Foreign Countries.....	5,954	1,930	2,786	1,455	2,450	Foreign Countries.....	615	285	300	199	553



## SESSIONAL PAPER No. 10b

## SALMON OR LAKE TROUT.

	Lb.	Lb.	Lb.	Lb.	Lb.	\$	\$	\$	\$	\$
United Kingdom.....										
British Guiana.....	1,000					2,000				100
British West Indies.....	45					6,100				305
Newfoundland.....	711,000					2,141,200				161,987
United States.....						1,939,100				122,006
Total.....	712,045					2,106,000				162,392
RECAPITULATION.										
British Empire.....	1,045					8,100				405
Foreign Countries.....	711,000					2,141,200				161,987
						1,939,100				122,006
						2,106,000				162,392

## SEA FISH, OTHER, FRESH.

	Lb.	Lb.	Lb.	Lb.	Lb.	\$	\$	\$	\$	\$
United Kingdom.....										
Bermuda.....						1,800				20,904
British Guiana.....						4,700				11,227
British West Indies.....	7,400					100				44
Newfoundland.....						1,600				87
France—						10,100				32
St. Pierre and Miquelon.....						10,400				12
Japan.....						148,400				530
United States.....	1,953,457					2,102,100				88,636
Alaska.....						1,750,500				171
Total.....	1,960,857					2,117,000				130,041
RECAPITULATION.										
British Empire.....	7,400					14,900				754
Foreign Countries.....	1,953,457					2,102,100				130,289
						1,615,684				89,166
						2,117,000				106,396

## SEA FISH, OTHER, PICKLED.

	Barrel.	Barrel.	Barrel.	Barrel.	Barrel.	\$	\$	\$	\$	\$
United Kingdom.....										
British Guiana.....	261					5				32
British West Indies.....	43					77				356
Newfoundland.....	10,637					12,135				53,220
Colombia.....	5					1				7
Costa Rica.....	48					29				144
Denmark.....	51					30				765
Danish West Indies.....	77					32				160
France—						16				87
French Guiana.....						3				13
St. Pierre and Miquelon.....	335					200				551
Havre.....										640
Netherlands.....	128					228				1,160
Dutch Guiana.....	76					60				344
Panama.....										127
						163				870
						24				127

No. 20—Exports of Canadian Produce, by Articles and Countries, during Fiscal Years ended March 31, 1914-1918—*Con.*

Exported to—	1914	1915	1916	1917	1918	1919
Exported to—						
United States.....	10,173	2,336	10,191	232	211	
Porto Rico.....	11					
Total.....	21,598	11,867	22,962	275	220	
RECAPITULATION.						
British Empire.....	10,684	9,295	12,218	7	9	
Foreign Countries.....	10,914	2,572	10,744	268	211	
United States.....						
Porto Rico.....						
Total.....						
RECAPITULATION.						
British Empire.....						
Foreign Countries.....						
United Kingdom.....						
Bermuda.....						
British Africa, South.....						
British Guiana.....						
British Oceania—						
Australia.....						
Fiji.....						
New Zealand.....						
British West Indies.....						
Hong Kong.....						
Newfoundland.....						
China.....						
France.....						
St. Pierre and Miquelon.....						
Germany.....						
Havti.....						
Japan.....						
Turkey.....						
United States.....						
Alaska.....						
Total.....						
RECAPITULATION.						
British Empire.....						
Foreign Countries.....						
United Kingdom.....						
Bermuda.....						
British Africa, South.....						
British Guiana.....						
British Oceania—						
Australia.....						
Fiji.....						
New Zealand.....						
British West Indies.....						
Hong Kong.....						
Newfoundland.....						
China.....						
France.....						
St. Pierre and Miquelon.....						
Germany.....						
Havti.....						
Japan.....						
Turkey.....						
United States.....						
Alaska.....						
Total.....						
RECAPITULATION.						
British Empire.....						
Foreign Countries.....						

	Lb.	Lb.	Lb.	Lb.	Lb.	\$	\$	\$	\$
United Kingdom.....	2,000							280	3
Hong Kong.....	2,200							154	9
France—									
St. Pierre and Miquelon.....	100	100						4	13
United States.....	6,028,034	7,073,036	5,797,100	6,015,300	5,544,500	332,792	427,873	361,231	624,898
Total.....	6,028,034	7,073,036	5,801,400	6,015,400	5,544,800	332,792	427,873	361,669	624,920
RECAPITULATION.									
British Empire.....	6,028,034	7,073,036	4,200		100	332,792	427,873	434	9
Foreign Countries.....			5,797,200	6,015,400	5,544,700	332,792	427,873	361,235	624,911

ALL OTHER FISH, FRESH.

[illegible]

ALL OTHER FISH, PICKLED.

	Barrel.	Barrel.	Barrel.	Barrel.	\$	\$	\$	\$
United Kingdom.....	17		16					
British West Indies.....			27			225	160	
Newfoundland.....		1					117	4
Denmark— Denmark.....								
Danish West Indies.....		2					11	
Germany.....	36					540		
Sweden.....	86					1,180		
United States.....	561	4,396	1,914	493		6,436	18,770	2,580
Total.....	700	4,411	1,914	494		8,381	19,053	2,580
<b>RECAPITULATION.</b>								
British Empire.....	17	43		1		225	277	4
Foreign Countries.....	683	4,398	1,914	493		8,156	18,781	4,421

(OTHER ARTICLES OF THE FISHERIES.

[illegible]





## SESSIONAL PAPER No. 10b

## FRUITS AND NUTS—FRUITS, DRIED.

## APPLES, DRIED.

	Lb.	Lb.	Lb.	Lb.	Lb.	Lb.	Lb.	\$	\$	\$	\$
United Kingdom.....	424,200	2,507,481	730,267	247,825	45,900	United Kingdom.....	25,577	138,048	47,570	18,791	\$ 4,508
Bermuda.....	2,340	2,140	2,600	250	.....	Bermuda.....	161	132	286	25	.....
British Africa, South.....	25,850	.....	55,500	.....	.....	British Africa, South.....	2,580	.....	5,550	.....	.....
British East Indies—	.....	.....	.....	.....	.....	British East Indies—	.....	.....	.....	.....	.....
India.....	.....	.....	.....	.....	100	India.....	.....	.....	.....	10	.....
British West Indies.....	.....	.....	50	.....	150	British West Indies.....	.....	.....	6	14	21
Newfoundland.....	87,004	53,325	13,001	3,720	398	Newfoundland.....	7,574	4,700	1,066	347	51
Argentine Republic.....	33,685	41,700	.....	.....	.....	Argentine Republic.....	12	.....	.....	.....	.....
Belgium.....	.....	173,150	5,000	.....	.....	Belgium.....	1,099	2,973	400	.....	.....
Denmark.....	50,030	69,000	4,000	5,500	.....	Denmark.....	3,167	3,432	386	.....	.....
France.....	50	.....	.....	.....	250	France.....	5	17	.....	.....	35
St. Pierre and Miquelon.....	1,592,237	45,550	.....	.....	.....	St. Pierre and Miquelon.....	102,949	4,275	.....	19	.....
Germany.....	.....	.....	.....	.....	200	Germany.....	.....	.....	.....	30	.....
Italy.....	.....	1,546,344	609,554	302,400	.....	Italy.....	244,205	98,908	55,155	26,146	.....
Netherlands.....	3,487,814	87,350	.....	.....	.....	Netherlands.....	125	4,433	.....	.....	.....
Sweden.....	2,500	.....	.....	.....	.....	Sweden.....	.....	.....	9	.....	.....
United States.....	376,466	170,810	140	.....	15,050	United States.....	24,035	9,796	.....	.....	1,555
Total.....	6,082,476	4,488,050	1,430,122	560,320	61,698	Total.....	411,789	276,060	110,428	45,657	6,200
RECAPITULATION.	.....	.....	.....	.....	.....	RECAPITULATION.	.....	.....	.....	.....	.....
British Empire.....	530,484	2,562,946	801,418	252,045	46,398	British Empire.....	36,192	142,880	54,476	19,187	4,580
Foreign Countries.....	5,542,992	2,125,104	618,704	308,275	15,300	Foreign Countries.....	375,597	133,180	55,950	26,470	1,620

## DRIED FRUITS, N.O.P.

	Lb.	Lb.	Lb.	Lb.	Lb.	Lb.	\$	\$	\$	\$	\$
United Kingdom.....	1,110	.....	.....	40,320	880	United Kingdom.....	102	.....	.....	2,415	.....
Bermuda.....	.....	.....	781	962	.....	Bermuda.....	.....	.....	94	137	130
British West Indies.....	.....	.....	.....	103	6	British West Indies.....	.....	.....	.....	16	2
Newfoundland.....	390	175	2,768	95	160	Newfoundland.....	34	24	301	10	92
China.....	.....	.....	.....	.....	.....	China.....	.....	.....	.....	.....	31
Denmark.....	.....	.....	.....	.....	.....	Denmark.....	.....	.....	.....	.....	.....
Greenland, Iceland, etc.....	.....	.....	.....	.....	600	Greenland, Iceland, etc.....	.....	.....	.....	.....	37
France.....	.....	.....	775	320	66	France.....	.....	81	69	32	10
St. Pierre and Miquelon.....	1,880	3,154	30	.....	.....	St. Pierre and Miquelon.....	216	.....	3	.....	.....
United States.....	.....	.....	.....	.....	.....	United States.....	.....	.....	.....	.....	.....
Total.....	3,380	3,329	4,354	41,800	2,283	Total.....	352	105	467	2,610	292
RECAPITULATION.	.....	.....	.....	.....	.....	RECAPITULATION.	.....	.....	.....	.....	.....
British Empire.....	1,500	175	3,549	41,480	1,457	British Empire.....	136	24	395	2,578	214
Foreign Countries.....	1,880	3,154	805	320	826	Foreign Countries.....	216	81	72	32	78

No. 20—Exports of Canadian Produce, by Articles and Countries, during Fiscal Years ended March 31, 1914-1918—*Con.*

Exported to —	1914	1915	1916	1917	1918	Exported to —	1914	1915	1916	1917	1918
FOODSTUFFS—Continued.											
FRUITS AND NUTS—TOTAL DRIED FRUITS.											
United Kingdom.....	Lb.	Lb.	Lb.	Lb.	Lb.	United Kingdom.....	\$	\$	\$	\$	\$
Bermuda.....	425,310	2,307,481	730,267	288,145	43,900	Bermuda.....	25,979	138,048	47,570	21,206	4,598
British Africa, South.....	2,340	2,140	3,381	1,212	880	British Africa, South.....	2,580	132	380	102	120
British East Indies—	25,850		53,500			British East Indies—			5,550		
India.....				100	106	India.....				10	
British West Indies.....			50	253	969	British West Indies.....			6	30	32
Newfoundland.....	87,484	53,500	15,769	3,815		Newfoundland.....	7,608	4,724	1,367	337	143
Argentine Republic.....	200					Argentine Republic.....	12				
Belgium.....	33,695	41,700				Belgium.....	1,099	2,973			
China.....					160	China.....					31
Denmark.....		173,150	5,000		600	Denmark.....		9,346	400		
Greenland, Iceland, etc.....						Greenland, Iceland, etc.....					
France.....	50,030	60,000	4,000	5,500		France.....	3,167	3,432	386	275	37
St. Pierre and Miquelon.....		200	775	435	316	St. Pierre and Miquelon.....	3	17	69	51	45
Germany.....	1,592,237	45,550				Germany.....	102,949	4,275			
Italy.....						Italy.....				30	
Netherlands.....	3,487,814	1,546,344	609,563	302,400		Netherlands.....	244,205	98,008	55,155	26,146	
Norway.....	2,500	127,350				Norway.....	125	4,433			
Sweden.....	378,346	123,964	170		15,050	Sweden.....	24,231	3,877	12		1,585
United States.....						United States.....					
Total.....	6,085,856	4,491,379	1,424,476	602,120	63,984	Total.....	412,141	276,165	110,895	48,267	6,492
RECAPITULATION.											
British Empire.....	540,984	2,363,121	804,907	293,535	47,855	British Empire.....	36,338	142,904	54,873	21,765	4,794
Foreign Countries.....	5,544,872	2,128,258	619,569	308,585	16,126	Foreign Countries.....	375,813	133,261	56,022	26,502	1,698

## FRUITS AND NUTS—FRUITS GARDEN.

## APPLES.

United Kingdom.....	Barrel.	Barrel.	Barrel.	Barrel.	Barrel.	United Kingdom.....	\$	\$	\$	\$	\$
Bermuda.....	858,413	1,041,913	525,516	503,810	34,589	Bermuda.....	3,137,267	2,460,413	1,588,370	1,730,051	136,715
British Africa, South.....	1,073	2,169	1,921	1,763	1,973	British Africa, South.....	2,559	4,407	6,916	6,275	7,140
British East Indies—	8,223	5,220	2,543	6,416	2,216	British East Indies—	36,354	15,539	8,766	22,548	11,502
India.....						India.....	14				
British Guiana.....	4	484	634	413	227	British Guiana.....		1,001	2,015	1,613	1,097
British Oceania.....						British Oceania.....					
Australia.....	7,217	7,890	9,920	10,374	2,817	Australia.....	30,951	32,558	47,558	47,833	13,623
Fiji.....	140	65	146	147	42	Fiji.....	746	755	755	727	282
New Zealand.....	7,930	4,740	7,049	13,170	23,432	New Zealand.....	34,516	21,053	36,702	58,636	110,432
British West Indies.....	300	923	282	476	243	British West Indies.....	977	1,955	850	1,928	1,017

## SESSIONAL PAPER No. 10b

Hong Kong.....	118	70	1	67	7	41
Newfoundland.....	15,017	18,036	18,025	20,215	20,347	68,777
Argentina Republic.....	2	1,095	1,600	2,074	3,284	8,050
Austria Hungary.....	9	972	247	600	1,215	3,331
Belgium.....	214	214	247	616	855	3,120
China.....	332	1,618	1,209	429	643	1,929
Cuba.....	320	902	201	201	2,206	665
Denmark.....	9	624	417	1,530	1,927	5,405
Danish West Indies.....	300	28,201	1,005	614	1,107	1,850
France.....	1,015	500	2,381	35	1,025	168
St. Pierre and Miquelon.....	3	156	2	107	37	185
Germany.....	1,005	500	2,381	35	1,025	168
Japan.....	1,005	500	2,381	35	1,025	168
Netherlands.....	156	2,381	2	107	37	185
Sweden.....	2	18,230	27,530	8,554	61,445	40,424
Switzerland.....	2	18,230	27,530	8,554	61,445	40,424
United States.....	21	6,413	6,413	15,807	27,217	976
Alaska.....	5	21	21	68	81	164
Hawaii.....	3	11	11	31	23	400
Philippine Islands.....	27	27	27	68	25	113
Porto Rico.....	27	27	27	68	25	113
Total.....	947,382	1,147,336	577,451	570,854	2,657,115	408,029
RECAPITULATION.....	898,546	1,081,500	567,337	556,881	1,735,978	350,076
British Empire.....	48,836	35,836	10,114	13,973	79,420	57,353
Foreign Countries.....						

BERRIES, ALL KINDS.

[illegible]

OTHER GREEN FRUITS, N.O.P.

[illegible]

No. 20—Exports of Canadian Produce, by Articles and Countries, during Fiscal Years ended March 31, 1914-1918—*Con.*

Exported to—	1914	1915	1916	1917	1918	Exported to—	1914	1915	1916	1917	1918
--------------	------	------	------	------	------	--------------	------	------	------	------	------

FOODSTUFFS—Continued.											
FRUITS AND NUTS—TOTAL GREEN FRUITS.											
United Kingdom.....	\$ 3,247,962	\$ 2,502,375	\$ 1,604,441	\$ 1,736,531	\$ 136,777	France.....	\$ 2,469	\$ 2,215	\$ 604	\$ 12,198	\$ 1,795
Bermuda.....	2,683	4,489	6,100	7,320	8,371	St. Pierre and Miquelon.....	1,372	1,344	1,217	2,125	1,950
British Africa, South.....	37,966	15,626	8,766	22,548	11,502	Germany.....	107,537				168
British East Indies.....						Japan.....	13	50			
India.....	14					Mexico.....					
British Guiana.....	436	1,049	2,018	1,635	1,125	Netherlands.....	37,835	10,974	1,200	6,750	
British Oceania.....						Sweden.....	468	4,213			
Australia.....						Switzerland.....	11		200,741	177,598	168,307
Fiji.....	31,907	32,558	49,448	47,833	13,623	United States.....	194,809	180,772	86	370	239
New Zealand.....	34,629	21,264	37,654	58,036	110,482	Alaska.....		81	31	595	400
British West Indies.....	986	1,973	1,023	2,049	1,152	Hawaii.....	14			25	113
Hong Kong.....	430	150	5	309	41	Philippine Islands.....					
Newfoundland.....	48,110	44,577	48,446	67,376	71,104	Porto Rico.....					
Argentina Republic.....		3,284	4,800	8,060		Total.....	3,777,557	2,844,464	1,982,110	2,156,647	532,493
Austria-Hungary.....	11					RECAPITULATION.					
Belgium.....	24,291	1,215		3,331	3,123	British Empire.....	3,405,869	2,624,295	1,758,741	1,944,400	354,469
China.....	794	865		1,285	1,929	Foreign Countries.....	371,688	220,169	223,369	212,247	178,024
Cuba.....	870	3,950	665								
Denmark.....	1,200	2,200	2								
Danish West Indies.....	14										

FRUITS AND NUTS—FRUITS CANNED OR PRESERVED.											
United Kingdom.....	\$ 375,913	\$ 433,146	\$ 799,554	\$ 386,387	\$ 225,079	Denmark.....	\$	\$	\$	\$	\$
Bermuda.....	415	1,733	2,899	10,158	15,514	Greenland, Iceland, etc.....					44
British Africa, South.....	848	74	6	113	68	France.....		65	14,691	8,582	85,659
British East Indies.....						St. Pierre and Miquelon.....	11	80	413	432	830
India.....	40	45	290	373		Germany.....	1,344	183			30
British Guiana.....			631	740	1,574	Japan.....	5				
British Oceania.....						Peru.....		329		13	
Australia.....	15		12	80	15	Netherlands.....					
Fiji.....			141	58		Switzerland.....	2		37,990	18,041	70,721
New Zealand.....	1,248	8,428	4,363	3,091	169	United States.....	14,546	31,243	30	30	138
British West Indies.....	11	29	2,127	3,847	3,847	Alaska.....	28	100		26	
Egypt and Sudan.....			87	1,080	12,624	Porto Rico.....					
Hong Kong.....		10	23	1,000	1,521	Total.....	394,719	476,497	864,984	430,970	426,823
Newfoundland.....	173	699	1,482	931	8,051	RECAPITULATION.					
Argentina Republic.....		4	10	247	108	British Empire.....	378,663	444,167	811,615	403,201	268,462
China.....	120	326	235	398		Foreign Countries.....	16,056	32,330	53,369	27,769	157,861
Cuba.....											

FRUITS AND NUTS—NUTS.											
United Kingdom.....	Lb. 112	Lb. 1,605	Lb. 1,107	Lb. 1,107	Lb. 149	United Kingdom.....	\$	\$	\$	\$	\$
Bermuda.....		354				Bermuda.....		471			28
British West Indies.....	20					British West Indies.....		42	162		



## SESSIONAL PAPER No. 10b

265	825	260	434	105	France— Newfoundland.....	12	23	23	28
					St. Pierre and Miquelon.....		87	25	70
	2,940	250	700	250	United States.....	1,469	1,823	88	1,919
14,913	31,227	807	12,975	18,664	Total.....	1,499	2,246	298	2,347
15,310	36,951	2,424	14,109	19,168	RECAPITULATION.				
					British Empire.....	30	536	185	51
	2,784	1,367	434	254	Foreign Countries.....	1,469	1,710	113	2,296
14,913	34,167	1,057	13,675	18,914					

## TOTAL FRUITS AND NUTS.

[illegible]

GROCERIES, N.O.P.

[illegible]

No. 20—Exports of Canadian Produce, by Articles and Countries, during Fiscal Years ended March 31, 1914-1918—*Con.*

Exported to—	1914	1915	1916	1917	1918	Exported to—	1914	1915	1916	1917	1918
FOODSTUFFS—Continued.											
HONEY.											
United Kingdom.....	Lb. 1,140	Lb. 101	Lb. 970	Lb. 2,037	Lb. 40	United Kingdom.....	\$ 211	\$ 14	\$ 186	\$ 164	\$ 12
Bermuda.....	767					Bermuda.....	56				
British Oceania—						British Oceania—					
Fiji.....			192	925	600	Fiji.....	21	16	25	360	96
Newfoundland.....	130	100	150		17,270	Newfoundland.....			53		2,532
France.....					59,840	France.....					8,819
Italy.....					10,948	Italy.....	1,554	762	1,227	1,284	1,553
United States.....	14,032	6,728	9,701	10,948	10,659	United States.....					
Total.....	16,069	6,929	11,013	13,910	88,409	Total.....	1,842	792	1,491	1,808	15,012
RECAPITULATION.						RECAPITULATION.					
British Empire.....	2,037	201	1,312	2,962	640	British Empire.....	288	30	264	524	108
Foreign Countries.....	14,032	6,728	9,701	10,948	87,769	Foreign Countries.....	1,554	762	1,227	1,284	12,904
HOPS.											
United Kingdom.....	Lb. 248,660	Lb. 167,935	Lb. 322,110	Lb. 563,852	Lb. 7,433	United Kingdom.....	\$ 56,802	\$ 35,430	\$ 58,341	\$ 103,850	\$ .....
British Oceania—						British Oceania—					
New Zealand.....	100					New Zealand.....	60				
British West Indies.....			15			British West Indies.....			5		
Newfoundland.....	2,950	1,080	25			Newfoundland.....	698	230	11		
Belgium.....	90					Belgium.....	27				
France.....						France.....					
St. Pierre and Miquelon.....			6		95	St. Pierre and Miquelon.....			2		27
Japan.....			40,041	814	7,338	Japan.....	303	242	10,007	311	1,350
United States.....	892	1,211				United States.....					
Total.....	252,692	170,226	362,197	564,666	7,433	Total.....	57,890	35,892	68,366	104,164	1,377
RECAPITULATION.						RECAPITULATION.					
British Empire.....	251,710	169,015	322,150	563,852		British Empire.....	57,560	35,650	58,357	103,850	
Foreign Countries.....	882	1,211	40,047	814	7,433	Foreign Countries.....	330	242	10,009	314	1,377
MILK AND CREAM.											
CREAM, FRESH.											
United Kingdom.....	Gal. 20	Gal. 1,895,575	Gal. 1,262,280	Gal. 803,498	Gal. 585,601	United Kingdom.....	\$ 95	\$ .....	\$ .....	\$ .....	\$ .....
Bermuda.....						Bermuda.....					
United States.....	1,323,909	1,895,575	1,262,280	803,498	585,601	United States.....	1,289,655	1,836,006	1,131,832	777,771	666,401
Total.....	1,323,929	1,895,575	1,262,280	803,498	585,601	Total.....	1,289,680	1,836,006	1,131,832	777,771	666,401
RECAPITULATION.						RECAPITULATION.					
British Empire.....	20					British Empire.....	25				
Foreign Countries.....	1,323,909	1,895,575	1,262,280	803,498	585,601	Foreign Countries.....	1,289,655	1,836,006	1,131,832	777,771	666,401

## SESSIONAL PAPER No. 10b

## MILK, FRESH.

	Gal.	Gal.	Gal.	Gal.	Gal.	United Kingdom. United States.....	\$	\$	\$	\$
United Kingdom.....	307,188	477,602	394,531	700,805	1,116,362	United Kingdom.....	47,645	68,205	59,028	130,492
United States.....	307,188	477,602	394,531	700,805	1,116,362	United States.....	47,645	68,205	59,028	130,492
Total.....	307,188	477,602	394,531	700,805	1,116,362	Total.....	47,645	68,205	59,028	130,492
RECAPITULATION.						RECAPITULATION.				
British Empire.....	307,188	477,602	394,531	700,805	1,116,362	British Empire.....	47,645	68,205	59,028	130,492
Foreign Countries.....	307,188	477,602	394,531	700,805	1,116,362	Foreign Countries.....	47,645	68,205	59,028	130,492

## MILK AND CREAM, CONDENSED OR PRESERVED.

	Lb.	Lb.	Lb.	Lb.	Lb.	United Kingdom. United States.....	\$	\$	\$	\$
United Kingdom.....	2,425	208,073	4,909,495	3,184,461	8,082,149	United Kingdom.....	258,418	12,075	300,117	1,120,225
Bermuda.....	4,170	14,376	223,812	223,812	303,271	Bermuda.....	1,190	336	22,657	47,406
British Africa, East.....	4,600	4,600	268,840	179,492	504,000	British Africa, East.....	24,150	226	17,569	13,000
“ “ South.....	4,600	4,600	268,840	179,492	504,000	“ “ South.....	24,150	226	17,569	67,450
“ “ West.....	4,600	4,600	268,840	179,492	504,000	“ “ West.....	24,150	226	17,569	188
British East Indies—						British East Indies—				
India.....	12,250	12,250	87,250	259,625	262,000	India.....	4,088	510	16,590	33,750
Straits Settlements.....	480	480	33,403	116,820	1,907,900	Straits Settlements.....	3,162	40	6,969	506,447
British Guiana.....				130,622	174,735	British Guiana.....			15,679	27,780
British Oceania—						British Oceania—				
Australia.....						Australia.....				
Fiji.....				5,770	8,008	Fiji.....			459	690
New Zealand.....						New Zealand.....				
Other.....	2,240			408		Other.....				
British West Indies.....	6,120	143,594	278,174	826,903	545,763	British West Indies.....	25,549	12,384	96,010	90,176
Egypt and Sudan.....				384,000	384,000	Egypt and Sudan.....				64,103
Hong Kong.....	105,350	123,100	34,118	93,315	122,550	Hong Kong.....	1,507	8,792	6,105	12,938
Malta.....				228,301	58,080	Malta.....				6,655
Newfoundland.....	210,700	183,760	422,189	632,245	632,245	Newfoundland.....	21,292	16,171	43,247	79,914
Belgium.....	52,880	52,880	975,398	975,398	1,095,063	Belgium.....		4,488	63,152	93,168
Chile.....	434,800	398,065	4,780	45,545	2,400	Chile.....	1,439	31,212	2,573	185
China.....	1,063,400		33,536	582,588	666,974	China.....	952		55,705	67,148
Cuba.....			9,595			Cuba.....				
Denmark—						Denmark—				
Greenland, Iceland, etc.....						Greenland, Iceland, etc.....				195
Ecuador.....			680	1,463	1,500	Ecuador.....			24	53
France.....	60	1,663			4,299,819	France.....				445,943
St. Pierre and Miquelon.....	1,878,750	1,746,800	1,111	1,788	2,162	St. Pierre and Miquelon.....			104	201
Japan.....	61,800				5,066	Japan.....	187,875	148,784		722
Korea.....						Korea.....	6,180			
Netherlands.....	2,250					Netherlands.....		100		
Dutch East Indies.....			34,000	188,470	106,215	Dutch East Indies.....			1,500	8,190
Dutch Guiana.....				3,200		Dutch Guiana.....				384
Peru.....				1,360		Peru.....			49	
Siam.....				6,800	40,900	Siam.....			300	3,503
Spain.....					57,600	Spain.....				1,688
United States.....	5,573,737	15,455,340	7,256,991	8,505,195	24,191,048	United States.....	301,177	945,180	702,240	5,700
Alaska.....		520		230	8,330	Alaska.....		60	423,724	2,486,279
Hawaii.....				24		Hawaii.....			33	910
Philippine Islands.....		18,430	39,000	65,700	48,000	Philippine Islands.....		746	2,275	3,710
Total.....	9,339,382	18,355,975	13,247,834	15,858,622	43,656,718	Total.....	666,941	1,181,300	770,566	4,955,048
RECAPITULATION.						RECAPITULATION.				
British Empire.....	326,835	680,027	5,859,727	5,447,905	13,182,780	British Empire.....	26,577	50,533	339,845	1,810,945
Foreign Countries.....	9,012,547	17,675,948	7,388,107	10,410,717	30,473,938	Foreign Countries.....	640,361	1,130,767	430,721	3,114,103



No. 20—Exports of Canadian Produce, by Articles and Countries, during Fiscal Years ended March 31, 1914-1918—Con.

Exported to—	1914	1915	1916	1917	1918	Exported to—	1914	1915	1916	1917	1918
FOODSTUFFS—Continued.											
TOTAL MILK AND CREAM											
United Kingdom.....	\$	12,075	\$	258,448	\$	300,117	\$	1,129,225	\$		\$
Bermuda.....	324	336	1,190	22,657	47,496	13,000	67,450	188	24	53	195
British Africa, East.....											445,943
British Africa, South.....		225	24,150	17,569	67,450			188	104	201	256
British Africa, West.....								148,784			722
British East Indies—								187,875			
India.....				16,590	35,750			6,180			
Straits Settlements.....		510	4,088	6,969	266,447						
British Guiana.....		40	3,162	15,679	27,789				1,500	13,201	8,199
British Oceania—										384	
Australia.....											
Fiji.....			459	690					49		1,688
New Zealand.....									300	3,593	5,700
Other.....	151			40							3,394,207
British West Indies.....	662	12,384	25,549	96,010	90,176			1,638,477	1,614,584	1,010,503	3,710
Egypt and Sudan.....					64,105				60	23	910
Hong Kong.....	10,535	8,792	1,507	6,105	12,938						
Malta.....					6,655					2	
Newfoundland.....	14,930	16,171	21,292	43,247	79,914				746	4,700	3,710
Belgium.....		4,488		63,152	93,105						
China.....	43,216	31,212	321	14	185						
Cuba.....	101,910		952	55,705	67,148						
						RECAPITULATION.					
						British Empire.....					
						Foreign Countries.....					
						26,602					
						1,977,664					
						2,004,266					
						3,085,511					
						50,533					
						3,034,978					
						1,961,426					
						339,845					
						525,361					
						1,734,012					
						4,022,031					
PROVISIONS. (Butter, Cheese, Eggs, Lard and Meats.)											
BUTTER.											
United Kingdom.....	Lb.	585,605	Lb.	1,950,137	Lb.	7,121,598	Lb.	3,311,591	\$	597,223	\$
Bermuda.....	138,349	84,112	90,927	58,332	13,803	106,678	25,606	150,612	2,220,197	1,410,016	1,410,016
British Africa, South.....								24,568	18,086	4,048	43,148
British Guiana.....	19,088	13,402	21,317	393,634	47,700	28,899	5,378	3,861	108,169	13,107	18,170
British Honduras.....	1,656	2,740		21,317	28,899	43,449	560	956	7,055	9,941	
British Oceania—											
Australia.....											
British West Indies.....	92,165	132,988	88,066	257,765	126,162	201,677	27,970	41,710	75,970	50,101	96,265
Hong Kong.....	294,808	437,861	9,750	366,804	314,119	362,448	79,669	121,548	3,337	108,549	150,857
Newfoundland.....	50	420		306,804			10	126	110,950	38	2,340
Belgium.....											
China.....				11,200	100	5,825			3,920		
Colombia.....	11,124	6,240					3,800	2,232			
Costa Rica.....	960	1,440					326	499			
Cuba.....	192	528		336	192	1,536	69	194	126	71	841
Denmark.....											
Danish West Indies.....	5,500	6,124	6,600	6,900	6,900		1,456	1,719	1,948	2,376	
France.....	52,917	69,978	69,443	70,442	48,677		13,497	17,368	18,042	20,960	19,730
St. Pierre and Miquelon.....			300						57	192	
Guatemala.....											
Honduras.....					2,880					1,115	



## SESSIONAL PAPER No. 10b

Japan.....	56	250	Japan.....	20	08
Mexico.....	960		Mexico.....	340	
Netherlands—			Netherlands—		
Dutch West Indies.....			Dutch West Indies.....		
Nicaragua.....	1,200	1,536	Nicaragua.....	422	556
Norway.....	50		Norway.....	16	
Panama.....	11,920	14,020	Panama.....	4,888	55
Peru.....			Peru.....		
United States.....	500,623	1,367,171	United States.....	268,541	42,665
Alaska.....			Alaska.....	21	342
Total.....	1,228,753	2,724,913	Total.....	639,625	1,018,769
RECAPITULATION.			RECAPITULATION.		
British Empire.....	656,993	1,256,708	British Empire.....	343,255	950,960
Foreign Countries.....	591,760	1,468,205	Foreign Countries.....	296,370	67,809

CHEESE.					
United Kingdom.....	Lb.	Lb.	United Kingdom.....	\$	\$
Bermuda.....	167,414,411	179,568,863	Bermuda.....	18,936,704	26,308,013
British Africa, South.....	121,662	167,023	British Africa, South.....	20,397	28,325
British East Indies.....	721,357	503,586	British East Indies.....	73,009	144,808
Straits Settlements.....	3,597	10,462	Straits Settlements.....		590
British Guiana.....	111,594	125,307	British Guiana.....	14,765	20,932
British Oceania—			British Oceania—		
Australia.....	600		Australia.....	569	120
Fiji.....	1,784		Fiji.....	369	
New Zealand.....	73,500		New Zealand.....	9,555	
British West Indies.....	92,155	100,310	British West Indies.....	21,283	14,695
Hong Kong.....	78,708	92,155	Hong Kong.....	25,960	20,849
Malta.....	75,797	9,549	Malta.....	1,912	2,693
Newfoundland.....	22,370		Newfoundland.....	3,080	
Austria-Hungary.....	287,442	240,213	Austria-Hungary.....	3,080	
Belgium.....	485,988	472,945	Belgium.....	68,522	46,429
Brazil.....	16,500		Brazil.....	2,131	
China.....	70,700		China.....	15,000	
Colombia.....	4,867	1,884	Colombia.....	987	396
Cuba.....	3,352	1,878	Cuba.....	570	317
Denmark.....	360	410	Denmark.....	73	103
Danish West Indies.....	3,865	5,480	Danish West Indies.....		
Greenland, Iceland, etc.....	4,046		Greenland, Iceland, etc.....	4,009	719
France.....	100	125	France.....		
St. Pierre and Miquelon.....	6,052	7,335	St. Pierre and Miquelon.....	952	40
Japan.....	5,890	6,882	Japan.....	682	1,071
Netherlands—	14,459	6,882	Netherlands—	2,007	3,017
Dutch West Indies.....			Dutch West Indies.....		
Panama.....	71		Panama.....	14	
Peru.....			Peru.....	6	
Spain.....	1,400	120	Spain.....		
United States.....	103,308	79,707	United States.....	459	238
Alaska.....	36	206	Alaska.....	187,335	22,514
Philippines.....	43	1,355	Philippines.....	9	13
Total.....	168,961,583	180,733,426	Total.....	19,213,301	26,690,500
RECAPITULATION.			RECAPITULATION.		
British Empire.....	168,823,632	180,613,098	British Empire.....	18,669,375	26,660,989
Foreign Countries.....	137,951	120,328	Foreign Countries.....	199,440	36,089,541

United Kingdom.....	\$	\$	United Kingdom.....	\$	\$
Bermuda.....	26,308,013	36,463,272	Bermuda.....	18,936,704	26,308,013
British Africa, South.....	20,397	28,325	British Africa, South.....	20,397	28,325
British East Indies.....	26,128	109,986	British East Indies.....	73,009	144,808
Straits Settlements.....		2,810	Straits Settlements.....		590
British Guiana.....	8,581	28,700	British Guiana.....	14,765	20,932
British Oceania—			British Oceania—		
Australia.....	569	120	Australia.....	569	120
Fiji.....	369		Fiji.....	369	
New Zealand.....	440		New Zealand.....	9,555	
British West Indies.....	25,960	20,849	British West Indies.....	21,283	14,695
Hong Kong.....	1,912	2,616	Hong Kong.....	2,580	1,367
Malta.....	3,145		Malta.....	3,080	
Newfoundland.....	50,414	48,767	Newfoundland.....	68,522	109,796
Austria-Hungary.....	1,071		Austria-Hungary.....	2,131	
Belgium.....		396	Belgium.....	15,000	
Brazil.....		317	Brazil.....		
China.....	987	396	China.....	1,969	
Colombia.....	570	317	Colombia.....	73	103
Cuba.....	324		Cuba.....		
Denmark.....	4,666	1,234	Denmark.....		
Danish West Indies.....			Danish West Indies.....	4,009	719
Greenland, Iceland, etc.....			Greenland, Iceland, etc.....		
France.....	295	40	France.....	952	40
St. Pierre and Miquelon.....	3,697	1,318	St. Pierre and Miquelon.....	682	1,071
Japan.....		2,003	Japan.....	2,007	3,017
Netherlands—			Netherlands—		
Dutch West Indies.....			Dutch West Indies.....		
Panama.....	6		Panama.....		
Peru.....			Peru.....		
Spain.....	459	238	Spain.....	1,706	238
United States.....	187,335	24,930	United States.....	39,461	22,514
Alaska.....		131	Alaska.....	9	13
Philippines.....		377	Philippines.....		
Total.....	18,868,785	36,721,136	Total.....	19,213,301	26,690,500
RECAPITULATION.			RECAPITULATION.		
British Empire.....	18,669,375	36,689,541	British Empire.....	19,146,854	36,571,974
Foreign Countries.....	199,440	31,595	Foreign Countries.....	66,647	30,530

No. 20—Exports of Canadian Produce, by Articles and Countries, during Fiscal Years ended March 31, 1914-1918—*Con.*

Exported to—	1914	1915	1916	1917	1918	Exported to—	1914	1915	1916	1917	1918
<b>FOODSTUFFS—Continued.</b>											
<b>PROVISIONS—Continued.</b>											
<b>Eggs.</b>											
United Kingdom.....	Dozen. 2,562	Dozen. 3,100,247	Dozen. 7,565,884	Dozen. 4,843,115	Dozen. 4,956,232	United Kingdom.....	\$ 817	\$ 850,808	\$ 2,191,687	\$ 1,702,636	\$ 1,948,965
Bermuda.....				870	390	Bermuda.....		1,666	279	220	153
British Oceania—						British Oceania—					
Australia.....						Australia.....					
Fiji.....						Fiji.....					
New Zealand.....						New Zealand.....					
Other.....	580					Other.....	58				
Newfoundland.....	44,789	38,060	47,507	36,907	49,213	Newfoundland.....	13,352	11,464	14,230	13,739	20,885
Denmark—						Denmark—					
Greenland, Iceland, etc.....					30	Greenland, Iceland, etc.....					14
France—						France—					
St. Pierre and Miquelon.....	13,798	11,313	12,353	9,582	3,219	St. Pierre and Miquelon.....	3,321	2,777	3,290	2,927	1,352
United States.....	62,273	439,569	270,973	275,669	786,909	United States.....	19,602	98,271	63,469	90,242	299,365
Alaska.....		1,530	645	1,200	770	Alaska.....		654	457	616	565
Total.....	124,002	3,592,899	7,898,322	5,167,343	4,896,793	Total.....	37,150	965,640	2,273,412	1,810,380	2,271,299
<b>RECAPITULATION.</b>											
British Empire.....	47,931	3,143,487	7,614,351	4,880,892	4,105,835	British Empire.....	14,227	863,938	2,206,196	1,716,595	1,970,003
Foreign Countries.....	76,071	449,412	283,971	286,451	790,958	Foreign Countries.....	22,923	101,702	67,216	93,785	301,296
<b>LARD.</b>											
United Kingdom.....	Lb. 36,046	Lb. 1,807,146	Lb. 4,809	Lb. 1,372,016	Lb. 1,767,859	United Kingdom.....	\$ 2,705	\$ 213,207	\$ 481	\$ 279,483	\$ 483,428
Bermuda.....	40			850	21,740	Bermuda.....	3			184	5,346
British Oceania—						British Oceania—					
Australia.....	6,400					Australia.....	640				
New Zealand.....	11,334					New Zealand.....	1,384				
British West Indies.....	180	517	190	300	4,500	British West Indies.....	22	60	30	51	1,219
Newfoundland.....	2,016	6,835	9,954	21,652	8,637	Newfoundland.....	219	832	1,224	2,881	1,887
Belgium.....		62,510			113,869	Belgium.....		6,585			26,858
Denmark—						Denmark—					
Greenland, Iceland, etc.....					240	Greenland, Iceland, etc.....					64
France—						France—					
St. Pierre and Miquelon.....		5,635	8,385	7,210	8,287	St. Pierre and Miquelon.....		661	1,038	1,259	2,356
Netherlands.....		11,314				Netherlands.....		1,056			
Dutch East Indies.....				2,964		Dutch East Indies.....					
United States.....	69,603	795,029	1,600	266	29,326	United States.....	6,546	83,523	207	65	7,100
Alaska.....		50			764	Alaska.....		9		63	204
Total.....	125,619	2,689,036	24,998	1,405,633	1,955,222	Total.....	11,519	305,933	2,980	284,597	528,382
<b>RECAPITULATION.</b>											
British Empire.....	56,016	1,814,498	14,933	1,394,818	1,802,736	British Empire.....	4,973	214,099	1,735	282,599	491,830
Foreign Countries.....	69,603	874,538	10,045	40,815	152,486	Foreign Countries.....	6,546	91,834	1,245	1,998	36,552

## SESSIONAL PAPER No. 10b

## MEATS—BACON.

	Lb	Lb	Lb	Lb	Lb	\$	\$	\$	\$	\$
United Kingdom.....	23,620,861	72,036,925	144,150,309	206,510,025	199,343,620	United Kingdom.....	11,080,424	25,563,698	42,875,774	57,798,615
Bermuda.....	233	3,230	3,041	1,002	6,449	Bermuda.....	586	604	239	2,598
British Africa, South.....					562	British Africa, South.....	47			180
British East Indies.....						British East Indies.....				
Straits Settlements.....	285	219		905	834	Straits Settlements.....	61	116	303	347
British West Indies.....				1,743	4,965	British West Indies.....		6,671	478	1,980
Gibraltar.....				300	1,415	Gibraltar.....			100	583
Hong Kong.....	23,478	31,935	27,258	9,115	15,652	Hong Kong.....	4,117	5,229	2,056	4,860
Newfoundland.....		117,500		300		Newfoundland.....			100	
Belgium.....		461		98		Belgium.....			81	25
China.....						China.....				
Cuba.....						Cuba.....				
Denmark.....						Denmark.....				
Greenland, Iceland, etc.....		5,274	78,192	549,853	100	Greenland, Iceland, etc.....		9,908	95,929	33
France.....		540	1,536	1,220	386,547	France.....		845	9,908	132,947
St. Pierre and Miquelon.....					6,409	St. Pierre and Miquelon.....		87	274	1,870
Japan.....					120	Japan.....				198
Netherlands.....						Netherlands.....				
Dutch East Indies.....						Dutch East Indies.....				
Peru.....					200	Peru.....			100	45
United States.....	214,897	4,606,235	615,901	138,406	190,197	United States.....	41,704	707,334	36,081	62,700
Alaska.....					105	Alaska.....				43
Total.....	23,859,754	76,801,419	144,918,867	207,213,267	199,957,475	Total.....	3,763,195	11,811,825	25,710,767	57,995,116
RECAPITULATION.						RECAPITULATION.				
British Empire.....	23,644,857	72,071,409	144,222,872	206,523,090	199,373,497	British Empire.....	3,721,491	25,576,318	42,878,950	57,797,181
Foreign Countries.....	214,897	4,730,010	695,995	690,177	583,978	Foreign Countries.....	41,704	134,449	132,489	107,935

## MEATS—BEEF.

	Lb	Lb	Lb	Lb	Lb	\$	\$	\$	\$	\$
United Kingdom.....	190,787	1,830,382	13,912,371	15,179,195	32,768,400	United Kingdom.....	13,077	179,998	2,213,837	5,186,882
Bermuda.....	688	14,818	9,134	1,426	296,504	Bermuda.....	100	1,944	200	48,926
British West Indies.....	2,000	1,600		3,900		British West Indies.....	166	152	990	
Gibraltar.....			8,014,820			Gibraltar.....		961,972		
Newfoundland.....	264,610	428,864	591,155	790,420	890,666	Newfoundland.....	24,382	42,951	90,197	125,747
Belgium.....		800		15,000	46,000	Belgium.....		80	1,949	6,550
Cuba.....	50					Cuba.....	7			
Denmark.....			4,000			Denmark.....		400		
Greenland, Iceland, etc.....						Greenland, Iceland, etc.....				38
France.....			13,729,614	18,544,596	39,544,846	France.....		1,867,262	2,255,921	5,745,897
St. Pierre and Miquelon.....			18,073	28,934	11,302	St. Pierre and Miquelon.....		2,080	3,854	2,396
Germany.....		769				Germany.....	2,282	174		
Italy.....			1,706,407	823,852		Italy.....	2,461	151,439	84,640	29,493
Netherlands.....				35,000	290,000	Netherlands.....			4,600	9,490
Russia.....				76,075		Russia.....				
United States.....	12,637,839	17,036,698	9,433,072	10,039,593	12,672,092	United States.....	1,085,102	1,761,145	1,065,772	1,860,375
Alaska.....	1,193	3,449	3,247	69,260	70,309	Alaska.....	331	815	8,495	10,605
Total.....	13,133,205	18,828,257	47,422,564	45,546,176	86,565,104	Total.....	1,127,908	1,988,489	5,994,833	13,016,378
RECAPITULATION.						RECAPITULATION.				
British Empire.....	458,025	1,775,564	22,528,101	15,989,941	33,949,570	British Empire.....	37,725	225,055	2,305,224	5,361,555
Foreign Countries.....	12,675,180	17,052,693	24,894,463	29,550,235	52,615,534	Foreign Countries.....	1,090,183	1,763,434	3,445,211	7,654,823



## No. 20—Exports of Canadian Produce, by Articles and Countries, during Fiscal Years ended March 31, 1914-1918—Con.

Exported to—	1914	1915	1916	1917	1918	Exported to—	1914	1915	1916	1917	1918
FOODSTUFFS—Continued.											
PROVISIONS—Continued.											
MEATS—CANNED.											
United Kingdom.....	Lb.	Lb.	Lb.	Lb.	Lb.	United Kingdom.....	\$	\$	\$	\$	\$
Bermuda.....	279,922	6,039,455	9,759,909	4,287,392	1,549,254	Bermuda.....	31,518	1,027,964	2,582,893	1,181,788	532,040
British Africa, South.....	5,280	14,171	21,353	25,448	1,252	British Africa, South.....	300	1,138	2,201	3,526	284
British East Indies.....					250	British East Indies—					87
Other.....					180	Other.....					380
British Guiana.....			1,554		1,622	British Guiana.....			186		529
British Honduras.....					22	British Honduras.....					49
British Oceania—						British Oceania—					
Australia.....					255	Australia.....					565
Fiji.....			528			Fiji.....			72		
New Zealand.....					1,200	New Zealand.....					442
British West Indies.....	279	900	4,320	12,384	1,508	British West Indies.....	38	87	725	1,904	689
Hong Kong.....	145	60		30	2,308	Hong Kong.....	30	6			688
Newfoundland.....	77,500	22,000	41,226	19,258	24,940	Newfoundland.....	8,672	1,295	3,969	1,628	2,485
Belgium.....		284,320				Belgium.....		28,432			394
Belgian Congo.....					180	Belgian Congo.....					
Cuba.....	46	55,615	31,200	3,058		Cuba.....	7	7,349	2,560	243	
Denmark—						Denmark—					
Greenland, Iceland, etc.....					2,188	Greenland, Iceland, etc.....					476
France.....	103,791	3,204,594	468,237	2,170,638	11,638,400	France.....	29,170	633,903	52,812	508,752	3,101,186
St. Pierre and Miquelon.....		482	1,429	2,651	1,791	St. Pierre and Miquelon.....		81	225	326	314
Germany.....	960					Germany.....	250				
Italy.....					192,000	Italy.....					51,200
Japan.....			120	76	225	Japan.....			20	22	472
Liberia.....				2,500		Liberia.....				310	
Netherlands.....			582,336	53,000		Netherlands.....			60,060	6,450	
Norway.....	96					Norway.....	18				
United States.....	170,564	260,075	119,031	91,679	4,925	United States.....	24,958	39,826	24,293	11,658	2,458
Alaska.....				96	124	Alaska.....				85	46
Porto Rico.....				7,914		Porto Rico.....				1,066	
Total.....	638,553	9,882,662	11,031,893	6,676,094	13,422,624	Total.....	94,961	2,340,081	2,730,616	1,717,758	3,685,384
RECAPITULATION.											
British Empire.....	363,126	6,076,626	9,828,890	4,344,482	1,582,791	British Empire.....	40,558	1,630,490	2,590,046	1,188,846	538,838
Foreign Countries.....	275,457	3,806,036	1,203,003	2,331,612	11,839,833	Foreign Countries.....	54,403	709,591	140,570	528,912	3,156,546



## SESSIONAL PAPER No. 106

## MEATS—GAME, DRESSED OR UNDRESSED.

	\$	\$	\$	\$	\$	\$	\$	\$	\$
United Kingdom.....	1,664,787	9,198,208	7,376,160	3,373,030	6,156,244	236,468	1,376,151	1,186,172	601,988
Bermuda.....	100	2,560	7,692	75	10,864	20	1,376,482	1,342	10
British Africa, South.....	305				558	61			
British East Indies—									
Straits Settlements.....	661	953	425	567	10,899	133	105	85	3,698
British West Indies.....		308			2,817		2		876
Hong Kong.....	1,767	9,710	7,101	8,281	1,725	311	1,742	1,242	544
Newfoundland.....	1,263	1,063	683	327	33,681	246	220	138	8,758
Denmark—									
Greenland, Iceland, etc.....		149	503,432	982,321	336		29	76,382	108
France.....	604	1,815	4,841	7,991	1,153,237	102	326	943	353,506
St. Pierre and Miquelon.....					2,667				822
Peru.....					200				38
United States.....	220,695	8,744,079	832,523	30,652	502,185	32,570	1,273,810	113,042	119,685
Alaska.....					110				38
Total.....	1,890,182	17,958,874	8,732,857	4,403,244	7,875,523	269,911	2,652,917	1,379,346	2,087,378
RECAPITULATION.									
British Empire.....	1,667,620	9,211,738	7,391,378	3,381,953	6,216,788	236,993	1,378,532	1,188,841	603,825
Foreign Countries.....	222,562	8,747,136	1,341,479	1,021,291	1,658,735	32,918	1,274,385	190,505	162,770
4									
3									
British Empire.....	231	197	422	274	147	4	2,340	4,147	9,324
Foreign Countries.....	4,596	2,143	3,725	9,050	7,970	4,827			8,117
Total.....	4,831	2,340	4,147	9,324	8,120				

## MEATS—HAMS.

	Lb.	Lb.	Lb.	Lb.	Lb.	\$	\$	\$	\$
United Kingdom.....	1,664,787	9,198,208	7,376,160	3,373,030	6,156,244	236,468	1,376,151	1,186,172	601,988
Bermuda.....	100	2,560	7,692	75	10,864	20	1,376,482	1,342	10
British Africa, South.....	305				558	61			
British East Indies—									
Straits Settlements.....	661	953	425	567	10,899	133	105	85	3,698
British West Indies.....		308			2,817		2		876
Hong Kong.....	1,767	9,710	7,101	8,281	1,725	311	1,742	1,242	544
Newfoundland.....	1,263	1,063	683	327	33,681	246	220	138	8,758
Denmark—									
Greenland, Iceland, etc.....		149	503,432	982,321	336		29	76,382	108
France.....	604	1,815	4,841	7,991	1,153,237	102	326	943	353,506
St. Pierre and Miquelon.....					2,667				822
Peru.....					200				38
United States.....	220,695	8,744,079	832,523	30,652	502,185	32,570	1,273,810	113,042	119,685
Alaska.....					110				38
Total.....	1,890,182	17,958,874	8,732,857	4,403,244	7,875,523	269,911	2,652,917	1,379,346	2,087,378
RECAPITULATION.									
British Empire.....	1,667,620	9,211,738	7,391,378	3,381,953	6,216,788	236,993	1,378,532	1,188,841	603,825
Foreign Countries.....	222,562	8,747,136	1,341,479	1,021,291	1,658,735	32,918	1,274,385	190,505	162,770

## MEATS—MUTTON.

	Lb.	Lb.	Lb.	Lb.	Lb.	\$	\$	\$	\$
United Kingdom.....	840	4,402	4,615	89,249	184,513	112	573	640	13,452
Bermuda.....			5,032	3,349	32,512			612	32
British Guiana.....		1,454		3,161	2,847		265		488
British West Indies.....		26,322	40,553	504	7,597		2,785	4,863	96
Newfoundland.....	8,520			27,592	37,897	989			3,753
France—									
St. Pierre and Miquelon.....	2,056	3,378	3,420	2,299	596	232	393	445	410
United States.....	53,751	1,029,021	45,973	44,543	589,625	9,471	119,911	7,800	128,273
Alaska.....		386		296			160		35
Total.....	65,167	1,064,963	99,593	167,993	855,517	10,804	124,087	14,360	27,491
RECAPITULATION.									
British Empire.....	9,360	32,178	50,200	120,855	265,366	1,101	3,623	6,115	17,841
Foreign Countries.....	55,807	1,032,785	49,393	47,138	590,151	9,703	120,464	8,245	9,650

No. 20 Exports of Canadian Produce, by Articles and Countries, during Fiscal Years ended March 31, 1914-1918—*Con.*

Exported to—	1914	1915	1916	1917	1918	Exported to—	1914	1915	1916	1917	1918
FOODSTUFFS—Continued.											
PROVISIONS—Continued.											
MEATS—PORE.											
United Kingdom.....	Lb. 54,784	Lb. 5,849,254	Lb. 10,198,476	Lb. 12,279,429	Lb. 5,538,790	United Kingdom.....	\$ 9,357	\$ 781,643	\$ 1,045,333	\$ 2,301,740	\$ 1,478,054
Bermuda.....	622	1,791	55,875	1,625	672	Bermuda.....	70	217	6,817	121	155
British Guiana.....	18,000					British Guiana.....	1,085				
British West Indies.....	51,020	65,037	65,919	55,868	3,484	British West Indies.....	2,382	3,799	4,847	2,980	645
Newfoundland.....	145,700	128,088	80,878	59,804	75,263	Newfoundland.....	15,759	13,419	9,192	8,155	11,658
Belgium.....		5,400	2,000	6,100		Belgium.....		450			
Cuba.....	17,800					Cuba.....	1,089		124	549	
Denmark.....						Denmark.....					
Greenland, Iceland, etc.					400	Greenland, Iceland, etc.					88
France.....	12,002	30,665	444,471	528,913	262,421	France.....	1,642	5,458	75,501	84,812	68,914
St. Pierre and Miquelon.....	1,512,088	28,457	25,191	17,065	13,719	St. Pierre and Miquelon.....	170,961	3,157	3,034	2,968	3,535
United States.....	388	15,178,341	2,268,939	1,037,998	2,015,029	United States.....	146	1,791,562	245,339	121,524	489,134
Alaska.....		292	370	458	25	Alaska.....		109	69	77	9
Total.....	1,811,204	21,288,226	13,142,169	13,987,400	7,909,803	Total.....	202,391	2,599,844	1,990,856	2,522,926	2,052,192
RECAPITULATION.											
British Empire.....	368,326	6,045,070	10,401,148	12,390,786	5,618,209	British Empire.....	28,553	799,078	1,066,189	2,312,996	1,490,512
Foreign Countries.....	1,542,878	15,243,156	2,741,021	1,596,614	2,291,594	Foreign Countries.....	173,838	1,800,766	324,667	209,930	561,680
MEATS—POULTRY, DRESSED OR UNDRESSED											
United Kingdom.....	\$ 514	\$ 64,791	\$ 40,662	\$ 22,050	\$	France—	\$	\$	\$	\$	\$
Bermuda.....	228	169	232		730	St. Pierre and Miquelon.....	379	603	286	175	119
British Africa, South.....					30	United States.....	59,425	138,614	59,054	28,749	61,529
British Guiana.....				55		Alaska.....				1,649	
British Oceania.....						Total.....	73,972	212,992	111,878	70,474	69,206
Australia.....			342	300	66	RECAPITULATION.					
Fiji.....			71			British Empire.....	14,168	73,775	52,538	39,901	7,558
British West Indies.....		8	30		412	Foreign Countries.....	59,804	139,217	59,340	30,573	61,648
Hong Kong.....	7	8,807	27	17,496	6,320	Total.....					
Newfoundland.....	13,419		11,174			MEATS—TONGUES.					
MEATS—TONGUES.											
United Kingdom.....	Lb.	Lb.	Lb.	Lb.	Lb.	United Kingdom.....	\$	\$	\$	\$	\$
Newfoundland.....					88,385	Newfoundland.....		2,369	22,203	23,560	19,922
Switzerland.....				520	470	Switzerland.....				72	50
United States.....		178,897	290,455	148,548	84,154	United States.....		22,074	36,892	21,972	14,354
Total.....		192,409	455,180	290,474	173,009	Total.....		24,703	59,095	45,604	34,336
RECAPITULATION.											
British Empire.....	12,272	194,745	194,745	141,926	88,855	British Empire.....	2,369	2,369	22,203	23,560	19,922
Foreign Countries.....	180,197	290,455	290,455	148,548	84,154	Foreign Countries.....	22,334	22,334	36,892	21,972	14,354

## SESSIONAL PAPER No. 10b

## MEATS, N.O.P.

Lb.							\$	£	₧
United Kingdom.....	955,290						101,719	93,650	462,848
Bermuda.....	1,115						416	28	3,723
British Guiana.....	17,021						447	452	3,141
French West Indies.....	12,530						3,099	855	4,404
Hong Kong.....	106,240						136		3,480
Newfoundland.....	95,243						3,107	2,975	4,660
Cuba.....	18,200						2,905	1,357	
DENMARK—Greenland, Iceland, etc.									49
France.....	59,445						1,862	244	
French Guiana.....	12,000						82		
Ft. St. Pierre and Miquelon.....	7,000						412		
Germany.....	1,142						25	344	
Panama.....	21,071						1,111	60	91
Portugal.....	4,875								
Sprout.....							1,000		
Sweden.....	39,000							561	
United States.....	1,641,171						85,928	125,169	269,966
Total.....	2,849,682						266,879	225,697	749,371
RECAPITULATION.									
British Empire.....	1,064,178						106,241	97,962	479,265
Foreign Countries.....	1,784,504						160,638	127,735	270,106

TOTAL MEATS.

[illegible]



No. 20—Exports of Canadian Produce, by Articles and Countries, during Fiscal Years ended March 31, 1914-1918—*Con.*

Exported to—	1914	1915	1916	1917	1918	Exported to—	1914	1915	1916	1917	1918
FOODSTUFFS—Continued.											
TOTAL PROVISIONS.											
United Kingdom.....	22,671,922	35,361,533	62,330,511	89,993,427	107,230,414	French West Indies.....			\$ 412	\$ 344	\$
Bermuda.....	47,829	57,837	55,209	21,869	141,471	St. Pierre and Miquelon.....			27,571	30,042	34,784
British Africa, South.....	26,236	73,009	253,037	123,093	103,302	Germany.....			1,285		
British East Indies—						Guatemala.....				1,118	192
Straits Settlements.....			590	3,113	4,045	Honduras.....			151,439	84,040	51,200
British Honduras.....	15,244	19,593	29,232	39,636	50,536	Italy.....			3,105	3,134	2,673
British Oceania—	500	956			49	Libania.....				310	
Australia.....						Mexico.....			340		
Other.....	1,209	213	76,432	300	565	Netherlands.....			60,660	11,050	29,492
New Zealand.....	1,832		9,355		66	Dutch East Indies.....				711	
Other.....	58				442	Nicaragua.....			422	129	
British West Indies.....	57,077	72,384	53,816	78,441	134,004	Norway.....			55	757	1,362
Gibraltar.....	1,940	2,888	968,643	2,616	7,274	Panama.....			4,888		153
Hong Kong.....	1,145	3,650	3,368			Peru.....					
Malta.....	221,670	280,928	273,701	301,960	451,301	Portugal.....			1,000		
Newfoundland.....	1,071	2,431		1,949	32,373	Russia.....					9,450
Austria-Hungary.....	10	68,298			394	Spain.....			1,706	561	
Belgium.....				306		Sweden.....			2,000		
Belgian Congo.....				455		Switzerland.....			2,260		
Brazil.....	987	1,569	4,811			United States.....			6,544,870	1,628,821	3,595,176
Canada.....	4,430	2,232			2,340	Alaska.....			1,767,936	11,871	12,118
Colombia.....	326	493				Philippine Islands.....			1,437		377
Cuba.....	2,644	10,188	6,057	2,418	1,420	Porto Rico.....				1,060	
Dominican.....						Total.....			43,192,640	68,182,203	121,302,357
Danish West Indies.....	6,122	5,728	2,667	5,610	921	RECAPITULATION.					
France.....	51,483	640,317	2,084,659	3,101,765	9,402,450	British Empire.....			35,872,291	64,065,891	108,124,752
Greenland, Iceland, etc.....		770				Foreign Countries.....			7,320,349	4,116,312	13,177,605
French Guiana.....											

## SALT.

Exported to—	1914	1915	1916	1917	1918	Exported to—	1914	1915	1916	1917	1918
United Kingdom.....	Cwt. 3	Cwt. 15	Cwt. 649	Cwt. 63	Cwt. 24	United Kingdom.....			\$ 15	\$ 667	\$ 161
Bermuda.....			3	109	245	Bermuda.....				5	210
British East Indies—						British East Indies—					
Straits Settlements.....					20	Straits Settlements.....					20
British Oceania—						Australia.....			88		
Australia.....			48			British West Indies.....				60	
British West Indies.....		300		31	150	Hong Kong.....					122
Hong Kong.....		5,104		2,996	39,160	Newfoundland.....			2,901	1,953	24,823
Newfoundland.....	2,222		5,118			Belgium.....					
Belgium.....		2				Denmark.....					
Denmark.....						Greenland, Iceland, etc.....			42		
Greenland, Iceland, etc.....			70								



## SESSIONAL PAPER No. 10b

France.....	10	13	6	4	13	9	18,456
St. Pierre and Miquelon.....	7	9	5	1,847	1,811	703	3,069
United States.....	2,488	1,084	5,536	2,140	4,082	46,715	
Total.....	8,373	2,140	5,536	2,140	4,082	46,715	
RECAPITULATION.							
British Empire.....	5,818	1,052	3,643	1,052	2,384	25,190	
Foreign Countries.....	2,555	1,088	1,893	1,088	1,698	21,525	

## SAUSAGE CASINGS.

United Kingdom.....	\$	\$	\$	\$	\$	\$	\$
British Africa, South.....	32,072	91,121	112,305	224,692	25,108	1,596	
British Oceania—	5,405	4,459	6,248	18,856	154	154	3
Australia.....	25,663	24,903	8,265	17,044	181,438	294,450	282,246
New Zealand.....	1,212	4,476	2,293	871	24	330,675	523,736
Newfoundland.....	1,644	1,400	366	24	366,931	441,587	
Austria-Hungary.....	830						
Belgium.....	1,433						
France.....	91,321	18,724	830	780	65,896	129,477	261,487
Germany.....					301,035	315,228	262,249
Italy.....							
RECAPITULATION.							
British Empire.....							
Foreign Countries.....							

## SUGAR, SYRUP AND MOLASSES.

## CONFECTIONERY, SWEETENED, ALL KINDS.

United Kingdom.....	\$	\$	\$	\$	\$	\$	\$
Bermuda.....	3,247	28,538	32,097	42,657	282,707	3	154,279
British Africa, South.....	118	134	725	85	855	3	1,637
British East Indies—			315	978	2,070	12	942
India.....		22				1,592	1,637
British Oceania—						634	802
Australia.....	340	147				309	932
New Zealand.....	227	3,282	313	3,108	4,284	10,304	9,284
British West Indies.....	295	169	218	2,163	2,644	2,623	5,109
Egypt and Sudan.....				517	737	17	114
Hong Kong.....					8,760		3
Newfoundland.....	33,024	37,963	36,451	51,801	96,394	82,702	113,187
Belgium.....				837	1,669		562,321
China.....							
Cuba.....							
Danmark.....	97						
Greenland, Iceland, etc.....							
RECAPITULATION.							
British Empire.....							
Foreign Countries.....							

## GLUCOSE.

United Kingdom.....	Lb.	Lb.	Lb.	Lb.	Lb.	Lb.	\$
Newfoundland.....	8,143				294	294	
Total.....	8,143				294	294	
RECAPITULATION.							
British Empire.....	8,143				294	294	
Foreign Countries.....							

## No. 20—Exports of Canadian Produce, by Articles and Countries, during Fiscal Years ended March 31, 1914-1918—Con.

Exported to—	1914	1915	1916	1917	1918	Exported to—	1914	1915	1916	1917	1918
FOODSTUFFS—Continued.											
SUGAR, SYRUP AND MOLASSES—Continued.											
MAPLE SUGAR.											
United Kingdom.....	Lb. 38,726	Lb. 80,029	Lb. 49,879	Lb. 63,306	Lb. 91,857	United Kingdom.....	\$ 3,862	\$ 6,670	\$ 6,116	\$ 7,802	\$ 13,520
Bermuda.....	.....	.....	60	.....	.....	Bermuda.....	.....	40	.....	.....	.....
British Africa, South.....	60	42	.....	.....	.....	British Africa, South.....	6	5	.....	.....	.....
British Oceania—	.....	.....	.....	.....	.....	British Oceania—	.....	.....	.....	.....	.....
Australia.....	.....	35	.....	.....	.....	Australia.....	.....	6	.....	.....	.....
British West Indies.....	.....	.....	80	.....	.....	British West Indies.....	.....	.....	10	.....	.....
Newfoundland.....	2,679	120	293	496	581	Newfoundland.....	275	12	34	73	87
Belgium.....	.....	100	.....	.....	.....	Belgium.....	.....	20	.....	.....	.....
France.....	.....	100	.....	.....	82,105	France.....	.....	20	.....	.....	18,280
Netherlands.....	.....	.....	46	.....	.....	Netherlands.....	.....	.....	6	.....	.....
United States.....	1,883,878	1,381,590	1,698,770	2,743,450	3,377,246	United States.....	155,476	124,701	172,619	290,667	491,849
Total.....	1,925,343	1,462,416	1,749,095	2,807,252	3,551,789	Total.....	159,619	131,477	178,791	298,542	525,736
RECAPITULATION.											
British Empire.....	41,465	80,626	50,279	63,802	92,433	British Empire.....	4,143	6,731	6,168	7,875	15,697
Foreign Countries.....	1,883,878	1,381,790	1,698,816	2,743,450	3,459,351	Foreign Countries.....	155,476	124,744	172,625	290,667	510,129
MAPLE SYRUP.											
United Kingdom.....	Gal. 2,580	Gal. 2,216	Gal. 2,352	Gal. 6,900	Gal. 2,772	United Kingdom.....	\$ 2,769	\$ 2,389	\$ 2,035	\$ 7,577	\$ 4,062
Bermuda.....	36	65	13	77	.....	Bermuda.....	35	55	13	86	.....
British Africa, South.....	68	5	115	79	200	British Africa, South.....	72	7	133	102	228
British Oceania—	.....	.....	.....	.....	.....	British Oceania—	.....	.....	.....	.....	.....
Australia.....	5	.....	6	32	.....	Australia.....	5	.....	10	36	.....
British West Indies.....	.....	.....	.....	.....	9	British West Indies.....	.....	.....	.....	.....	19
Newfoundland.....	453	206	322	307	28	Newfoundland.....	476	220	356	358	46
Belgium.....	.....	75	.....	.....	.....	Belgium.....	.....	63	.....	.....	52
China.....	.....	.....	.....	.....	66	China.....	.....	.....	.....	.....	7,200
France.....	27	.....	.....	.....	4,816	France.....	28	.....	.....	.....	.....
St. Pierre and Miquelon.....	.....	.....	97	.....	.....	St. Pierre and Miquelon.....	.....	.....	.....	51	.....
Japan.....	.....	.....	.....	.....	1	Japan.....	.....	.....	.....	.....	2
United States.....	1,732	3,598	2,352	3,792	2,969	United States.....	1,893	3,944	2,632	3,888	4,455
Alaska.....	.....	.....	10	10	46	Alaska.....	.....	.....	15	26	54
Total.....	5,205	6,165	5,170	11,294	10,907	Total.....	5,284	6,037	5,794	12,124	16,118
RECAPITULATION.											
British Empire.....	3,446	2,492	2,808	7,295	3,009	British Empire.....	3,363	2,680	3,147	8,159	4,355
Foreign Countries.....	1,759	3,673	2,362	3,899	7,898	Foreign Countries.....	1,921	4,007	2,647	3,965	11,763

## SESSIONAL PAPER No. 10b

SUGAR, ALL KINDS, N.O.P.

[illegible]

SUGAR-HOUSE SYRUP.

	Gal.	Gal.	Gal.	Gal.	Gal.	\$	\$	\$	\$
United Kingdom.....	153,620	76,718	114,850	116,983	United Kingdom.....	10,779	11,582	19,537	
United States.....	153,620	58,190	24,689	116,983	United States.....	10,779	5,193	2,642	11,491
Total.....	153,620	134,908	139,539	116,983	Total.....	10,779	16,775	22,179	11,491
RECAPITULATION.									
British Empire.....	153,620	76,718	114,850	116,983	British Empire.....	10,779	11,582	19,537	
Foreign Countries.....	153,620	58,190	24,689	116,983	Foreign Countries.....	10,779	5,193	2,642	11,491

## TOTAL SUGAR, SYRUP AND MOLASSES.

[illegible]





## SESSIONAL PAPER No. 106

Hawaii.....	118	.....	Hawaii.....	144	.....
Porto Rico.....	40	1,925	Porto Rico.....	59	2,680
Total.....	158	3,318,185	Total.....	200	4,451,581
RECAPITULATION.			RECAPITULATION.		
British Empire.....	290,131	162,478	British Empire.....	227,331	233,677
Foreign Countries.....	2,652,607	3,155,707	Foreign Countries.....	3,071,761	4,217,904

## TURNIPS.

United Kingdom.....	Bush.	Bush.	United Kingdom.....	\$	\$	\$
Bermuda.....	1,600	807	Bermuda.....	451	54	336
British Guiana.....	134	1,164	British Guiana.....	6	36	71
British West Indies.....	168	329	British West Indies.....	12	14	26
Newfoundland.....	37	132	Newfoundland.....	3,699	1,827	55
Cuba.....	11,259	9,412	Cuba.....	.....	2,732	185
Denmark.....	.....	840	Denmark.....	.....	296	1,812
Greenland, Iceland, etc.....	.....	15	Greenland, Iceland, etc.....	.....	.....	27
France.....	1,148	1,209	France.....	703	379	280
St. Pierre and Miquelon.....	1,931,395	2,303,500	St. Pierre and Miquelon.....	304,711	284,171	314,973
United States.....	.....	.....	United States.....	.....	16	.....
Alaska.....	.....	.....	Alaska.....	.....	.....	685,967
Total.....	1,707,062	2,316,318	Total.....	309,582	286,461	1,013,509
RECAPITULATION.			RECAPITULATION.			
British Empire.....	13,080	10,769	British Empire.....	4,103	1,895	3,213
Foreign Countries.....	1,932,543	2,305,549	Foreign Countries.....	305,414	284,566	1,010,296

## VEGETABLES, CANNED OR PRESERVED.

United Kingdom.....	\$	\$	United Kingdom.....	\$	\$	\$
Bermuda.....	7,194	262,918	Bermuda.....	.....	.....	.....
British Africa, South.....	1,323	4,406	British Africa, South.....	.....	.....	.....
British East Indies.....	1,525	5,854	British East Indies.....	.....	.....	.....
India.....	60	.....	India.....	.....	.....	.....
Straits Settlements.....	.....	.....	Straits Settlements.....	.....	.....	.....
British Guiana.....	276	431	British Guiana.....	245	66	98
British Oceania.....	221	1,831	British Oceania.....	.....	.....	.....
Australia.....	.....	.....	Australia.....	.....	.....	.....
Fiji.....	48	8	Fiji.....	.....	.....	.....
New Zealand.....	188	275	New Zealand.....	.....	.....	.....
British West Indies.....	198	1,394	British West Indies.....	.....	.....	.....
Egypt and Sudan.....	.....	.....	Egypt and Sudan.....	.....	.....	.....
Gibraltar.....	.....	.....	Gibraltar.....	.....	.....	.....
Malta.....	.....	.....	Malta.....	.....	.....	.....
Newfoundland.....	124	.....	Newfoundland.....	.....	.....	.....
Belgium.....	3,076	4,265	Belgium.....	.....	.....	.....
China.....	13,160	6,034	China.....	.....	.....	.....
Total.....	.....	.....	Total.....	17,655	299,412	637,617
RECAPITULATION			RECAPITULATION			
British Empire.....	13,702	277,607	British Empire.....	13,702	277,607	3,369,200
Foreign Countries.....	3,953	21,805	Foreign Countries.....	3,953	21,805	4,689,279

No. 20—Exports of Canadian Produce, by Articles and Countries, during Fiscal Years ended March 31, 1914-1918—*Con.*

Exported to—	1914	1915	1916	1917	1918	Exported to—	1914	1915	1916	1917	1918
--------------	------	------	------	------	------	--------------	------	------	------	------	------

FOODSTUFFS—Continued.											
VEGETABLES—Concluded.											
OTHER VEGETABLES.											
United Kingdom.....	\$ 195	\$ 73,970	\$ 563,657	\$ 922,616	\$ 24	France.....	\$	\$	\$ 1,681,160	\$ 871,081	\$
Bermuda.....	816	129	917	2,111	1,460	St. Pierre and Miquelon.....			2,321	2,321	3,006
British East Indies—						United States.....	1,114	2,750	135,123	261,255	114,441
India.....	12	1,014	1,589	110,000	2,557	Alaska.....	107,703	129,124	13	38	38
British Guiana.....				1,631		Hawaii.....	25	36		38	
British Oceania—						Total.....	123,479	217,627	2,395,265	2,181,757	139,476
Australia.....			188	974	650						
Philippines.....	1,579	157	765		1,644						
New Zealand.....					1,644						
British West Indies.....	505	633	431	821	947						
Newfoundland.....	11,315	9,757	8,969	8,871	14,709	RECAPITULATION.					
China.....		57	96	10		British Empire.....	14,422	85,660	576,516	1,047,024	21,991
Denmark.....	215					Foreign Countries.....	109,057	131,967	1,818,749	1,134,733	117,485
Greenland, Iceland, etc.....			33								

TOTAL VEGETABLES.											
United Kingdom.....	\$ 7,402	\$ 408,335	\$ 1,151,722	\$ 1,808,242	\$ 3,044,008	Denmark—	\$	\$	\$	\$	\$
Bermuda.....	28,004	22,423	19,790	55,519	65,679	Greenland, Iceland, etc.....			33		239
British Africa, South.....	1,617	5,854	5,509	3,552	1,995	France.....		30	1,687,246	5,552,870	10,122,685
British East Indies—						French Guiana.....					85
India.....	60		276	110,431	305,990	French West Indies.....		9,128	7,083	9,897	45
Straits Settlements.....	41,342	55,186	57,930	80,710	92,026	St. Pierre and Miquelon.....					11,710
British Guiana.....						Italy.....				7	231,607
British Oceania—						Japan.....			675		
Australia.....	48			2,686	140	Netherlands.....			80	15	
Piji.....	6,020	325	3,296	2,477	2,477	Dutch Guiana.....					
New Zealand.....	255	275	6,075	3,973	1,656	Panama.....		333			24
British West Indies.....	38,137	36,942	43,389	61,206	58,118	United States.....		459,087	486,037	3,154,020	3,534,018
Egypt and Sudan.....					8,637	Alaska.....		170	248	288	5,654
Gibraltar.....					50	Hawaii.....				182	
Malta.....			124			Porto Rico.....				59	2,680
Newfoundland.....	59,821	61,247	65,506	56,594	46,598	Total.....	1,578,257	1,500,283	3,796,512	12,129,946	19,034,528
Argentine Republic.....		100				RECAPITULATION.					
Belgium.....		57,912	13,160	166	271	British Empire.....	182,686	590,587	1,375,869	2,185,342	3,627,402
China.....		100	90			Foreign Countries.....	1,395,571	909,696	2,420,643	9,944,604	15,407,126
Cuba.....	537,013	382,236	225,971	1,227,100	1,498,108						

## SESSIONAL PAPER No. 106

## VINEGAR.

	Gal.	Gal.	Gal.	Gal.	Gal.	Gal.
United Kingdom.....	190	6,117	521,620,452	United Kingdom.....	48	\$
Bermuda.....	21	5	678,590	Bermuda.....	2	\$
Newfoundland.....	140	185	15,356	Newfoundland.....	5	\$
United States.....	25	25	428,581	United States.....	8	\$
Total.....	330	6,332	1,500	Total.....	5	\$
RECAPITULATION.						
British Empire.....	330	6,307	1,431	British Empire.....	5	\$
Foreign Countries.....		25	1,069	Foreign Countries.....	8	\$

## RECAPITULATION—FOODSTUFFS.

	\$	\$	\$	\$	\$	\$	\$	\$	\$
United Kingdom.....	164,632,074	135,590,036	263,099,253	361,701,615	521,620,452	16,527	4,192	10,269	53
Bermuda.....	288,600	298,077	294,566	410,704	678,590	54,287	17,016	1,755,431	1,500,315
British Africa, East.....	21,367	7,634	3,687	6,699	15,356	1,456,145	5,435,033	42,805,209	42,805,209
“ “ South.....	1,483,270	1,931,232	1,896,799	982,815	428,581	5,931	345	75	75
“ “ West.....	29,481	13,552	9,330	1,988	1,500	1,431	942	470	231
British East Indies—									
India.....	27,234	13,107	15,631	133,020	382,315	1,431	1,488	815	815
Straits Settlements.....	112,297	145,501	117,196	72,202	311,758	13,503	10,887	83,878	69,749
Other.....	525,656	583,625	1,038,955	1,368,096	1,410,686	50,377	50,636	59,952	90,767
British Guiana.....	1,773	1,047				1,222,179	696,560		
British Honduras.....						10,720	4,800		
British Oceania—									
Australia.....	492,638	496,412	1,028,752	588,783	690,700		82,124	205,460	742
Fiji.....	59,337	65,322	128,810	97,930	118,316			87	
New Zealand.....	213,055	813,315	378,618	280,989	481,402			904	1,816
Other.....	1,718	8,008	10,037	12,157	5,367				1,317
British West Indies.....	3,713,525	3,717,991	3,486,833	3,892,784	5,673,108	402,319	346,699	5,399,318	8,572,929
Egypt and Sudan.....	38,004	208,329	1,068,145	2,732,726	131,858	1,126,840	439,785	174,142	215,205
Gibraltar.....	785,938	428,307	198,228	124,644	56,106	6,180	1,250		310
Hong Kong.....	101,568	20,854	33,232	6,655					
Malta.....	2,233,133	2,233,893	2,533,532	3,525,313	5,737,413				
Newfoundland.....	34	9,744	15,955	8,090	31				
Argentine Republic.....	91,261	143,820	262,358	331,272	4,210,338				
Austria-Hungary.....	2,006,036	1,504,780							
Belgium.....									
Belgian Congo.....									
Bolivia.....	696,613	490,345	945,568	692,285	800				
Brazil.....	3,736		321	2,020	457,776				
Chile.....	246,766	161,854	29,042	45,475					
Colombia.....	17,214	6,909	10,651	16					
Costa Rica.....	13,358	23,863	12,750	15,476					
Cuba.....	1,485,327	1,036,290	1,030,935	2,544,366					
Denmark.....	559,297	420,338	80,420	79,646					
Danish West Indies.....	14,064	13,050	7,313	18,980					
Greenland, Iceland, etc.....	212	1,518							





## SESSIONAL PAPER No. 10b

## FURS OR SKINS, THE PRODUCE OF FISH OR MARINE ANIMALS.

United Kingdom.....	\$	42,029	\$	7,528	\$	6,717	\$	5,020	\$	1,300	RECAPITULATION.	\$		\$		\$	
Newfoundland.....				4		66				234							
Cuba.....										15							
France—																	
St. Pierre and Miquelon.....										602							
United States.....		3,174		5,042		12,373		33,477		47,398		42,029		7,532		5,020	1,534
Total.....		45,203		12,574		19,156		43,497		49,609		3,174		5,042		38,477	48,075

## FUR MANUFACTURES.

United Kingdom.....	\$	21,597	\$	17,097	\$	19,282	\$	18,027	\$	4,040		\$		\$		\$	
Bermuda.....				50		41											
British Oceania—																	
Australia.....				1,017		350		7,744		300							
New Zealand.....						3,135		48		38							
Newfoundland.....		4,262		2,657		2,431		1,053		2,598		23,992		8,537		10,201	17,062
Belgium.....				200												550	60
China.....		174		250													
Cuba.....						670		156				53,070		37,192		38,419	31,166
France.....		1,761								7,048							
St. Pierre and Miquelon.....								10									
Germany.....		915										25,859		20,821		27,502	6,996
Italy.....		20										27,211		8,987		10,917	24,170
Total.....																	
RECAPITULATION.																	
British Empire.....																	
Foreign Countries.....																	

## TOTAL FURS AND SKINS.

United Kingdom.....	\$	3,124,192	\$	1,328,627	\$	957,821	\$	910,881	\$	1,657,509		\$		\$		\$	
Bermuda.....				50		41											
British Oceania—																	
Australia.....				1,017		4,620		26,548		38,168							
New Zealand.....						3,135		48		38							
Newfoundland.....		7,834		4,859		92,501		2,780		3,699							1,200
Belgium.....										1,330							
China.....		450		3,370								2,176,429		1,353,972		3,773,416	6,470,960
Cuba.....		174		250								3,220		670		1,968	751
France.....						670		156				5,667,749		2,799,205		4,834,685	8,109,312
St. Pierre and Miquelon.....																	
Germany.....		59,741		11,580		35		9,558		24,118							
Italy.....		250,913		94,530				10		1,458							
Total.....																	
RECAPITULATION.																	
British Empire.....																	
Foreign Countries.....																	

No. 20—Exports of Canadian Produce, by Articles and Countries, during Fiscal Years ended March 31, 1914-1918—*Con.*

Exported to—	1914	1915	1916	1917	1918	Exported to—	1914	1915	1916	1917	1918
<b>FURS, HIDES AND LEATHER—Continued.</b>											
<b>HIDES AND SKINS, OTHER THAN FUR.</b>											
<b>HIDES AND SKINS.</b>											
United Kingdom.....	\$ 6,408	\$ 7,634	\$ 2,382	\$ 8,511	\$ 119,318	Germany.....	\$ 7,491	\$	\$	\$	\$
Bermuda.....	36					United States.....	9,062,045	7,420,149	6,536,088	6,719,066	8,035,681
British Africa, South.....			285	1,050	896	Alaska.....	1,125	3,171	2,058		
British Oceania—						Total.....	9,090,687	7,424,210	6,555,810	6,738,177	8,159,269
Australia.....	13,018	2,758	7,145	518	3,374						
Newfoundland.....			7,318	9,032		RECAPITULATION.					
Argentine Republic.....	314					British Empire.....	19,462	10,302	9,812	19,111	123,588
Austria-Hungary.....	250					Foreign Countries.....	9,071,225	7,423,818	6,545,998	6,719,066	8,035,681
Belgium.....		498									
France.....			534								
St. Pierre and Miquelon.....											
Total.....	16,634	16,186	7,108	12,842	21,049						
<b>HORNS AND HOOF.</b>											
United Kingdom.....	\$ 75	\$	\$	\$	\$	RECAPITULATION.	\$	\$	\$	\$	\$
Cuba.....	239					British Empire.....	75				
Italy.....	762					Foreign Countries.....	16,559	16,186	7,108	12,842	21,049
Japan.....	1,306	1,943	350	518	870						
United States.....	14,252	14,243	6,758	12,324	20,179						
Total.....	16,634	16,186	7,108	12,842	21,049						
<b>SHEEP PELTS.</b>											
United Kingdom.....	\$ 3,278	\$	\$	\$	\$	RECAPITULATION.	\$	\$	\$	\$	\$
United States.....	134,410	265,332	180,828	381,275	737,619	British Empire.....	3,278				
Total.....	137,688	265,332	180,828	381,275	737,619	Foreign Countries.....	134,410	265,332	180,828	381,275	737,619

## SESSIONAL PAPER No. 10b

## TALLS.

	\$	\$	\$	\$	\$	\$	\$	\$	\$
United Kingdom.....	9,751	7,634	2,382	8,511	119,318	RECAPITULATION.			
Bermuda.....	36					British Empire.....			433
British Africa, South.....	155					Foreign Countries.....			17,530
British Guiana.....	278								14,192
British West Indies.....	17,530	14,192	15,249	14,334	7,126				15,249
United States.....					7,126				14,334
Total.....	17,963	14,192	15,249	14,334	7,126				7,126

## TOTAL HIDES AND SKINS, OTHER THAN FUR.

	\$	\$	\$	\$	\$	\$	\$	\$	\$
United Kingdom.....	9,751	7,634	2,382	8,511	119,318	RECAPITULATION.			
Bermuda.....	36					British Empire.....			7,491
British Africa, South.....	155					Foreign Countries.....			1,306
British Guiana.....	278								9,238,237
British West Indies.....	13,018	2,758	7,145	1,050	806				1,125
United States.....									7,713,916
Australia.....									3,171
Newfoundland.....									2,058
Argentina Republic.....	314								6,738,923
Austria-Hungary.....	250								7,146,628
Belgium.....	239								8,925,063
Cuba.....									
France.....									
St. Pierre and Miquelon.....									
Total.....									

## LEATHER, UNMANUFACTURED.

## HARNES LEATHER.

	Lb.	Lb.	Lb.	Lb.	Lb.	\$	\$	\$	\$	\$	\$
United Kingdom.....											
Bermuda.....											
British Guiana.....											
British West Indies.....											
Newfoundland.....											
France.....											
St. Pierre and Miquelon.....											
United States.....											
Total.....											

No. 20—Exports of Canadian Produce, by Articles and Countries, during Fiscal Years ended March 31, 1914-1918—*Cont.*

Exported to—	1914	1915	1916	1917	1918	Exported to—	1914	1915	1916	1917	1918
FURS, HIDES AND LEATHER—Continued. LEATHER, UNMANUFACTURED—Concluded.											
SOLE LEATHER.											
United Kingdom.....	Lb. 4,674,579	Lb. 7,554,817	Lb. 5,035,482	Lb. 2,065,542	Lb. 58,919	United Kingdom.....	\$ 1,387,762	\$ 2,204,902	\$ 1,582,380	\$ 881,222	\$ 39,726
Bermuda.....			619		47	Bermuda.....			258	268	25
British Africa, South.....	3,180					British Africa, South.....	979		145	145	
British Guiana.....					600	British Guiana.....			218	218	467
British Oceania—						British Oceania—					
Australia.....	668					Australia.....	201				
New Zealand.....	56,408	148,849	236,237	113,371	74,508	New Zealand.....	23,741	57,845	98,618	64,269	51,263
British West Indies.....	45	1,321	3,967	4,036	576	British West Indies.....	15	409	1,046	2,258	538
Hong Kong.....					5,826	Hong Kong.....					3,949
Newfoundland.....	192,060	98,607	51,325	9,075	34,657	Newfoundland.....	49,850	29,853	16,440	4,679	19,671
Belgium.....	159,655	31,211				Belgium.....	56,657	11,064			
France.....		832	547,820	9,398	194	France.....	217	37	195,909	5,537	111
St. Pierre and Miquelon.....	93	235				St. Pierre and Miquelon.....	37				
Netherlands.....						Netherlands.....					
Dutch Guiana.....					271	Dutch Guiana.....					
Switzerland.....	1,058		288			Switzerland.....	633		105	54	144
United States.....	2,883,422	5,932,825	8,437,114	3,704,822	3,588,469	United States.....	817,116	1,701,704	2,408,142	1,415,744	1,803,681
Total.....	7,973,368	13,758,727	14,313,538	5,848,971	3,703,497	Total.....	2,336,401	4,096,081	4,303,778	2,375,120	1,921,945
RECAPITULATION.											
British Empire.....	4,926,940	7,793,594	5,297,060	2,433,325	174,563	British Empire.....	1,482,608	2,383,008	1,099,351	953,089	117,970
Foreign Countries.....	3,046,428	5,965,133	8,985,878	3,715,646	3,588,934	Foreign Countries.....	873,823	1,713,072	2,609,427	1,422,031	1,803,666
UPPER LEATHER.											
United Kingdom.....	Lb. 129,068	Lb. 890,389	Lb. 1,601,292	Lb. 670,599	Lb. 181,132	United Kingdom.....	\$ 32,378	\$ 531,927	\$ 1,379,933	\$ 1,139,209	\$ 383,374
Bermuda.....			234			Bermuda.....			91		
British Africa, South.....					3,270	British Africa, South.....					5,134
British Oceania—						British Oceania—					
Australia.....			1,485	992	25,735	Australia.....			2,362	1,926	73,095
New Zealand.....	161		7,539	24,468	55,531	New Zealand.....	45		6,486	29,825	123,772
British West Indies.....			410	3,892	55,500	British West Indies.....			6,615	3,039	6,655
Newfoundland.....	16,542	4,842	62,061	64,739	25,355	Newfoundland.....	5,515	2,026	20,593	20,765	11,363
France.....	2,100	82,400	72,015	170		France.....	1,945	65,332	52,136	864	
St. Pierre and Miquelon.....						St. Pierre and Miquelon.....			24		
Italy.....			310		24,200	Italy.....			700		21,663
Russia.....				306		Russia.....				230	
Switzerland.....	9,900					Switzerland.....	3,000				
United States.....	209,425	1,195,390	952,220	467,292	1,377,058	United States.....	71,843	851,625	915,427	793,044	1,994,073
Total.....	367,197	2,179,021	2,607,626	1,226,152	1,692,781	Total.....	113,916	1,450,910	2,378,367	1,988,912	2,613,129
RECAPITULATION.											
British Empire.....	145,771	901,251	1,673,021	758,390	291,523	British Empire.....	37,938	533,953	1,410,080	1,191,774	597,393
Foreign Countries.....	221,426	1,277,790	1,024,605	467,762	1,401,258	Foreign Countries.....	75,978	916,957	968,287	794,138	2,015,736



[illegible]

TOTAL UNMANUFACTURED LEATHER.

[illegible]

LEATHER, MANUFACTURED.

[illegible]



## SESSIONAL PAPER No. 10b

**TOTAL LEATHER, MANUFACTURED.**

[illegible]

## TOTAL LEATHER.

[illegible]

## No. 20—Exports of Canadian Produce, by Articles and Countries, during Fiscal Years ended March 31, 1914-1918—Con.

Exported to—	1914	1915	1916	1917	1918	Exported to—	1914	1915	1916	1917	1918
<b>RECAPITULATION—FURS, HIDES AND LEATHER.</b>											
United Kingdom.....	4,880,700	6,005,941	8,576,031	4,529,000	3,287,913	Italy.....	993	213	790	573	21,687
Bermuda.....	383	364	1,009	2,066	1,400	Japan.....	1,400	1,943	360	1,108	360
British Africa, South.....	1,039	268	8,373	6,077	10,513	Mexico.....	50				
British Guiana.....	155		1,222	1,439	1,986	Netherlands.....	258		105		144
British Oceania—						Dutch Guiana.....			104		
Australia.....	609	1,183	7,141	29,027	111,574	Panama.....					
Fiji.....	230					Peru.....	560				
New Zealand.....	25,745	58,947	109,104	95,686	182,360	Portugal.....		1,052,396	373,804	216	27
British West Indies.....	648	656	77,917	17,917	1,109	Russia.....	7			230	
Hong Kong.....	90	7,038	9,233	5	3,063	Spain.....		240	338		1,200
Newfoundland.....	105,926	63,986	168,226	54,123	48,120	Sweden.....		5	2,995		
Argentine Republic.....	120		7,318	879	1,397	Switzerland.....	8,093	60			
Austria-Hungary.....	1,519	105			923	Turkey.....	223	12,762,098	14,584,747	15,549,495	24,381,978
Belgium.....	107,756	14,674			12,673,349	United States.....	4,345	3,841	4,026	3,252	751
Brazil.....		36	823	1,165	1,719	Alaska.....					24
Chile.....				208	28	Hawaii.....			147		
Colombia.....	174	510	25	154		Total.....	18,144,662	21,336,414	26,169,002	20,392,732	28,110,596
Cuba.....	230		670		131						
Denmark.....	10					<b>RECAPITULATION.</b>					
Greenland Iceland, etc.....				90	60	British Empire.....	5,015,485	6,131,364	8,878,287	4,735,430	3,657,709
Ecuador.....	62,296		2,304,306	90,417	31,308	Foreign Countries.....	13,129,177	15,205,050	17,290,715	15,657,302	24,452,887
France.....	5,393	1,264,984	10,107	9,509	11,437						
St. Pierre and Miquelon.....		7,815									
Germany.....	262,392	96,130									
<b>GLASS AND GLASSWARE, N.O.P.</b>											
United Kingdom.....	8,819	14,016	92,103	97,506	352	China.....	66	20	3,003	40	402
Bermuda.....	170		10	31	10	France.....	16	13	15		44
British Africa, South.....	20		1,366	13,637		St. Pierre and Miquelon.....		14	103	249	153
British East Indies—						Germany.....	1,281				
India.....			923	4,329	73	Japan.....	207		1,621	78	200
Straits Settlements.....						Mexico.....	175				
Other.....		500	178			Panama.....	1,092				
British Guiana.....		68		234		United States.....	13,586	15,332	12,582	11,582	21,537
British Oceania—						Alaska.....			2	62	42
Australia.....	12	20,640	10,580	3,502	2,275	Hawaii.....		15			
Fiji.....				4		Total.....	32,453	55,553	133,743	161,347	54,371
New Zealand.....	3,411	1,632	910	11,244	793						
British West Indies.....	765	185	3,304	9,172	2,742						
Hong Kong.....	48		845	68	14,782						
Newfoundland.....	2,157	3,103	4,125	8,347	48						
Argentine Republic.....	499		2,073	1,202	10,162						
Austria-Hungary.....		10				<b>RECAPITULATION.</b>					
Belgium.....		5				British Empire.....	15,402	40,144	114,344	148,134	31,237
Brazil.....	129				756	Foreign Countries.....	17,051	15,409	19,399	13,213	23,134



## SESSIONAL PAPER No. 10b

## GLUE STOCK.

	\$	\$	\$	\$	\$	\$	\$	\$	\$
United Kingdom.....	26,719	341	35,789	60,144	93,848	RECAPITULATION.			
United States.....	26,719	41,009	35,789	60,144	93,848	British Empire.....			
Total.....	26,719	41,350	35,789	60,144	93,848	Foreign Countries.....			
							341	35,789	93,848
							41,009	60,144	

## GREASE, OIL, SOAP AND WAX.

## CANDLES.

	Lb.	Lb.	Lb.	Lb.	Lb.	\$	\$	\$	\$	\$	\$
United Kingdom.....	36	30	442,730	406	864	4	4	23,454	40	7	108
Bermuda.....	1,555	288	1,878	3,317	1,326	40	40	147	583	136	136
British West Indies.....					80,000	177	177	3,094	31	13	8,240
Newfoundland.....			154	276	128	45	45				
France.....		334	22,500		1,000						
St. Pierre and Miquelon.....											
United States.....											
Alaska.....											
Total.....	1,591	652	467,262	4,059	83,518	181	89	26,712	661		8,632
RECAPITULATION.											
British Empire.....	1,591	318	444,608	3,783	2,390	181	44	23,601	630		244
Foreign Countries.....		334	22,654	276	81,128		45	3,111	31		8,388

## GREASE AND GREASE SCRAPS.

	Lb.	Lb.	Lb.	Lb.	Lb.	\$	\$	\$	\$	\$	\$
United Kingdom.....	512,750	83,923				22,059	3,880				
British Oceania—											
Australia.....		336					42				
New Zealand.....		274					24				
Newfoundland.....		1,456	11,700	1,500	240,100		73	402	101	325	
Cuba.....		37,748					1,857				
France.....	38,700	18,892	100	600	100	1,659	772	0	12	5	
St. Pierre and Miquelon.....											
Germany.....	77,318					4,148					
United States.....	3,400,104	2,268,909	4,393,600	2,416,300	2,342,700	88,250	71,255	92,098	54,912	83,639	45
Alaska.....					500						
Total.....	4,088,872	2,411,238	4,405,400	2,418,400	2,583,490	116,116	77,947	92,506	55,925	84,014	
RECAPITULATION.											
British Empire.....	512,750	83,689	11,700	1,500	240,100	22,059	4,023	402	101	325	
Foreign Countries.....	3,576,122	2,325,549	4,393,700	2,416,900	2,343,390	94,057	73,914	92,101	54,924	83,689	

No. 20—Exports of Canadian Produce, by Articles and Countries, during Fiscal Years ended March 31, 1914-1918—*Con.*

Exported to—	1914	1915	1916	1917	1918	Exported to—	1914	1915	1916	1917	1918
GREASE, OIL, SOAP AND WAX—Continued.											
OILS—FISH.											
Cod Oil.											
United Kingdom.....	Gal. 28,734	Gal. 4,248	Gal. 4,890	Gal. 5,810	Gal. 9,097	United Kingdom.....	\$ 9,531	\$ 1,275	\$ 2,072	\$ 6,284	\$ 6,612
British Guiana.....	.....	.....	.....	.....	.....	British Guiana.....	.....	.....	.....	.....	.....
British West Indies.....	.....	.....	.....	.....	.....	British West Indies.....	.....	.....	.....	.....	.....
Newfoundland.....	.....	.....	.....	.....	.....	Newfoundland.....	.....	.....	.....	.....	.....
Cuba.....	.....	.....	.....	.....	.....	Cuba.....	.....	.....	.....	.....	.....
Denmark.....	.....	.....	.....	.....	.....	Denmark.....	.....	.....	.....	.....	.....
United States.....	.....	.....	.....	.....	.....	United States.....	.....	.....	.....	.....	.....
Total.....	.....	.....	.....	.....	.....	Total.....	.....	.....	.....	.....	.....
RECAPITULATION.						RECAPITULATION.					
British Empire.....	.....	.....	.....	.....	.....	British Empire.....	.....	.....	.....	.....	.....
Foreign Countries.....	.....	.....	.....	.....	.....	Foreign Countries.....	.....	.....	.....	.....	.....
United Kingdom.....	Gal. 427,571	Gal. 25,633	Gal. 135,720	Gal. 6,000	Gal. 101,482	United Kingdom.....	\$ 198,169	\$ 8,934	\$ 64,737	\$ 4,000	\$ .....
Norway.....	.....	.....	.....	.....	.....	Norway.....	.....	.....	.....	.....	.....
United States.....	.....	.....	.....	.....	.....	United States.....	.....	.....	.....	.....	.....
Total.....	.....	.....	.....	.....	.....	Total.....	.....	.....	.....	.....	.....
RECAPITULATION.						RECAPITULATION.					
British Empire.....	.....	.....	.....	.....	.....	British Empire.....	.....	.....	.....	.....	.....
Foreign Countries.....	.....	.....	.....	.....	.....	Foreign Countries.....	.....	.....	.....	.....	.....

## SEAL OIL.

United Kingdom.....	Gal. 858	Gal. 3,120	Gal. 3,570	Gal. 11,221	Gal. 11,315	United Kingdom.....	\$ .....	\$ 312	\$ 1,609	\$ .....	\$ 7,859
Newfoundland.....	.....	.....	.....	.....	.....	Newfoundland.....	.....	.....	.....	.....	.....
United States.....	.....	.....	.....	.....	.....	United States.....	.....	.....	.....	.....	.....
Total.....	.....	.....	.....	.....	.....	Total.....	.....	.....	.....	.....	.....
RECAPITULATION.						RECAPITULATION.					
British Empire.....	.....	.....	.....	.....	.....	British Empire.....	.....	.....	.....	.....	.....
Foreign Countries.....	.....	.....	.....	.....	.....	Foreign Countries.....	.....	.....	.....	.....	.....

## WHALE OIL.

United Kingdom.....	Gal. 427,571	Gal. 25,633	Gal. 135,720	Gal. 6,000	Gal. 101,482	United Kingdom.....	\$ 198,169	\$ 8,934	\$ 64,737	\$ 4,000	\$ .....
Norway.....	.....	.....	.....	.....	.....	Norway.....	.....	.....	.....	.....	.....
United States.....	.....	.....	.....	.....	.....	United States.....	.....	.....	.....	.....	.....
Total.....	.....	.....	.....	.....	.....	Total.....	.....	.....	.....	.....	.....
RECAPITULATION.						RECAPITULATION.					
British Empire.....	.....	.....	.....	.....	.....	British Empire.....	.....	.....	.....	.....	.....
Foreign Countries.....	.....	.....	.....	.....	.....	Foreign Countries.....	.....	.....	.....	.....	.....

## SESSIONAL PAPER No. 10b

## OTHER FISH OIL.

United Kingdom.....	Gal.	Gal.	Gal.	Gal.	Gal.	Gal.	\$	\$	\$
China.....	100,683	35,795	100	70	United Kingdom.....	32,770	8,572	39	
United States.....	29,095	14,741	50,425	65,133	China.....	80	22,150	52,638	
Alaska.....			568	800	United States.....	8,029	4,342	288	
				115	Alaska.....		430	160	
Total.....	129,778	50,636	51,293	45,694	Total.....	40,799	12,991	22,310	
RECAPITULATION.									
British Empire.....	100,683	35,795	51,293	45,694	British Empire.....	32,770	8,572	39	
Foreign Countries.....	29,095	14,841			Foreign Countries.....	8,029	4,422	52,926	

TOTAL FISH OILS.

	Gal.	Gal.	Gal.	Gal.	Gal.	\$	\$	\$	\$	\$	\$
United Kingdom.....	556,983	68,796	8,450	11,810	20,388	United Kingdom.....	240,470	19,093	3,681	10,284	14,510
British Guiana.....	.....	80	25	.....	125	British Guiana.....	.....	32	91	.....	590
British West Indies .....	1,438	905	1,121	1,144	438	British West Indies .....	438	306	456	703	374
Newfoundland.....	8,086	8,978	8,372	4,920	2,515	Newfoundland.....	2,290	1,707	3,202	2,887	1,721
China.....	.....	100	.....	.....	.....	China.....	.....	80	.....	.....	.....
Cuba.....	82	.....	.....	.....	.....	Cuba.....	24	.....	.....	.....	.....
Denmark.....	.....	.....	4,032	.....	.....	Denmark.....	.....	.....	1,815	.....	.....
Norway.....	.....	135,720	.....	.....	.....	Norway.....	.....	64,737	.....	.....	.....
United States.....	600,010	776,105	888,830	655,556	894,278	United States.....	204,480	262,651	366,271	440,053	783,141
Alaska.....	.....	.....	868	800	115	Alaska.....	.....	.....	430	160	288
Total.....	1,106,604	990,682	911,698	674,230	917,859	Total.....	447,752	348,606	375,896	454,087	800,284
<b>RECAPITULATION.</b>											
British Empire.....	566,512	78,757	17,968	17,874	23,466	British Empire.....	243,248	21,138	7,380	13,874	16,855
Foreign Countries.....	600,092	911,925	893,730	656,356	894,39	Foreign Countries.....	204,504	327,468	368,516	440,213	783,429

## OILS—MINERAL.

COAL AND KEROSENE, CRUDE.

[illegible]

No. 20—Exports of Canadian Produce, by Articles and Countries, during Fiscal Years ended March 31, 1914-1918—*Con.*

Exported to—	1914	1915	1916	1917	1918	Exported to—	1914	1915	1916	1917	1918
<b>GREASE, OIL, SOAP AND WAX—Continued.</b>											
<b>OILS—MINERAL—Concluded.</b>											
<b>COAL AND KEROSENE, REFINED.</b>											
United Kingdom.....	Gal.	Gal.	Gal.	Gal.	Gal.	United Kingdom.....	\$	\$	\$	\$	\$
Newfoundland.....	2,917	1,213	151,864	45,410	240	Newfoundland.....	394	228	12,276	6,049	84
Denmark—			183,373		2,459	Denmark—			27,492		411
Greenland, Iceland, etc.			1,381		18,135	Greenland, Iceland, etc.			192		4,930
France—		43	11,457	2,439	1,720	France—		7	1,672	387	640
St. Pierre and Miquelon.....	18,876		139,435	20,909	46	St. Pierre and Miquelon.....	2,725		12,112	2,725	8
United States.....						United States.....					
Total.....	21,793	1,256	487,510	68,758	22,600	Total.....	3,119	235	53,744	9,141	6,073
RECAPITULATION.						RECAPITULATION.					
British Empire.....	2,917	1,213	335,237	45,410	2,699	British Empire.....	394	228	39,768	6,049	465
Foreign Countries.....	18,876	43	152,273	23,348	19,901	Foreign Countries.....	2,725	7	13,976	3,092	5,578
<b>NAPHTHA AND GASOLINE.</b>											
United Kingdom.....	Gal.	Gal.	Gal.	Gal.	Gal.	United Kingdom.....	\$	\$	\$	\$	\$
Newfoundland.....	16,502	27,969	20,350	11,297	5,977	Newfoundland.....	4,057	7,437	4,647	3,799	1,841
Denmark—			205			Denmark—			40		
Greenland, Iceland, etc.						Greenland, Iceland, etc.					
France—		9,373	3,246	5,855	6,420	France—		2,691	711	1,969	1,931
St. Pierre and Miquelon.....	700	507	24,950	17,298	153	St. Pierre and Miquelon.....	189	191	7,352	3,766	45
United States.....						United States.....					
Total.....	17,202	37,849	48,751	34,550	12,550	Total.....	4,276	10,319	12,790	9,534	3,817
RECAPITULATION.						RECAPITULATION.					
British Empire.....	16,502	27,969	20,350	11,297	5,977	British Empire.....	4,057	7,437	4,647	3,799	1,841
Foreign Countries.....	700	9,880	28,401	23,253	6,573	Foreign Countries.....	189	2,882	8,143	5,735	1,976
<b>TOTAL MINERAL OILS.</b>											
United Kingdom.....	Gal.	Gal.	Gal.	Gal.	Gal.	United Kingdom.....	\$	\$	\$	\$	\$
Newfoundland.....	19,419	29,182	151,864	71,906	240	Newfoundland.....			12,276		84
Denmark—			203,766		8,436	Denmark—	4,481	7,665	32,143	11,224	2,252
Greenland, Iceland, etc.			1,586		18,135	Greenland, Iceland, etc.			232		4,930
France—			15,119	8,394	8,140	France—		2,698	2,429		2,571
St. Pierre and Miquelon.....		9,416				St. Pierre and Miquelon.....				2,336	





No. 20—Exports of Canadian Produce, by Articles and Countries, during Fiscal Years ended March 31, 1914-1918—*Con.*

Exported to—	1914	1915	1916	1917	1918	Exported to—	1914	1915	1916	1917	1918
United Kingdom.....	Gal. 16,602	Gal. 4,121	Gal. 42,310	Gal. 206,933	Gal. 55,698	United Kingdom.....	\$ 10,347	\$ 1,608	\$ 20,140	\$ 51,280	\$ 14,060
Bermuda.....	70			452	265	Bermuda.....	41			502	371
British Africa, South.....	3,147					British Africa, South.....	498				
British East Indies—						British East Indies—					
India.....			5,667	13,453	12,863	India.....			595	1,320	1,775
British Guiana.....		186	52	1,365	1,688	British Guiana.....	1,223	113	48	1,213	2,291
British Oceania—						British Oceania—					
Australia.....	54,725	44,800	43,200	66,536	55,486	Australia.....	15,861	13,134	15,213	10,666	8,293
Fiji.....	50	84	126	354		Fiji.....	14	20	46	117	
New Zealand.....	7,483	450	1,584	5,629	3,389	New Zealand.....	2,240	120	502	927	6,052
British West Indies.....	2,447	3,570	1,972	2,803	2,350	British West Indies.....	1,376	1,004	362	2,669	2,472
Newfoundland.....	36,757	19,542	42,971	84,918	46,020	Newfoundland.....	11,663	7,978	10,562	62,633	18,418
Argentine Republic.....				25		Argentine Republic.....				75	
Brazil.....			13,475			Brazil.....			10,100		
Denmark.....						Denmark.....					76
Greenland, Iceland, etc.....					88	Greenland, Iceland, etc.....					
France.....			22,396	268,732	88,718	France.....			15,649	170,374	67,786
St. Pierre and Miquelon.....		474	1,312	436	895	St. Pierre and Miquelon.....		215	808	206	480
Germany.....	148,288					Germany.....	17,900			53,063	
Italy.....			51,446	84,224		Italy.....			22,305		
Japan.....			8,307			Japan.....			6,280		
Mexico.....			632			Mexico.....			88		
Netherlands.....	2,869					Netherlands.....	407	4,030		314	383
Dutch Guiana.....				265	250	Dutch Guiana.....					1,100
Norway.....					2,310	Norway.....					1,348
Russia.....					1,650	Russia.....					
United States.....	342,103	348,719	1,873,155	2,796,774	3,486,580	United States.....	112,822	72,158	379,992	773,477	736,613
Alaska.....				20	1,427	Alaska.....				20	59
Total.....	616,511	424,632	2,108,605	3,532,919	3,759,477	Total.....	174,392	100,380	482,690	1,128,856	860,777
RECAPITULATION.						RECAPITULATION.					
British Empire.....	125,251	72,753	137,882	382,443	177,759	British Empire.....	43,263	23,977	47,468	131,327	53,732
Foreign Countries.....	493,260	351,879	1,970,723	3,150,476	3,581,718	Foreign Countries.....	131,129	76,403	435,222	997,529	807,045

OTHER OILS, N.O.P.

## GREASE, OIL SOAP AND WAX—Continued.

## OILS, OTHER THAN FISH OR MINERAL.—Concluded.

SESSIONAL PAPER No. 10b

TOTAL OILS, OTHER THAN FISH AND MINERAL.

	Gal.	Gal.	Gal.	Gal.	Gal.	Gal.	Gal.	\$	\$	\$	\$
United Kingdom.....	10,653	39,009	188,192	316,462	83,184	United Kingdom.....	10,391	41,754	177,065	192,210	\$ 65,380
Bermuda.....	70			452	269	Bermuda.....	41			502	380
British Africa, South.....	3,147					British Africa, South.....	498				
British East Indies—						British East Indies—					
India.....		186	5,667	13,453	12,863	India.....	1,223	113	505	1,320	1,775
British Guiana.....	1,970		5,52	1,368	1,688	British Guiana.....			48	1,216	2,291
British Oceania—						British Oceania—					
Australia.....	54,725	44,800	43,200	66,536	55,486	Australia.....	15,861	13,134	15,213	10,666	8,293
Fiji.....	50	84	126	354		Fiji.....	14	20	46		
New Zealand.....	7,483	450	1,584	5,629	3,389	New Zealand.....	2,240	120	502	927	6,052
British West Indies.....	2,447	3,570	2,102	2,850	2,545	British West Indies.....	1,376	1,004	376	2,705	2,599
Newfoundland.....	45,463	22,427	43,251	92,898	67,919	Newfoundland.....	17,679	10,471	10,692	73,424	64,115
Argentine Republic.....				25		Argentine Republic.....				75	
Belgium.....		225				Belgium.....		197			
Brazil.....			13,475			Brazil.....			10,100		
Denmark.....	11,177	14,591				Denmark.....	11,457	17,832			
Greenland, Iceland, etc.....					88	Greenland, Iceland, etc.....					76
France.....			22,396	268,732	88,718	France.....			15,640	170,374	67,786
St. Pierre and Miquelon.....		474	1,312	521	895	St. Pierre and Miquelon.....		215	808	231	480
Germany.....	271,693	32,504				Germany.....	149,843	28,999			
Greece.....	424					Greece.....	485				
Italy.....			52,476	84,224		Italy.....			22,526	53,063	
Japan.....			8,307			Japan.....			6,280		
Mexico.....	90,743		632			Mexico.....					
Netherlands.....		60,311				Netherlands.....	87,447	62,595			
Dutch Guiana.....				265	250	Dutch Guiana.....				314	383
Norway.....	8,837	20,595			2,310	Norway.....	7,973	23,880			1,100
Russia.....				5,755,525	1,650	Russia.....					548
United States.....	1,326,811	1,045,495	4,737,303	5,755,525	5,890,807	United States.....	174,193	185,086	677,433	1,059,530	1,039,593
Alaska.....				20	1,427	Alaska.....				20	59
Total.....	1,841,693	1,285,321	5,121,280	6,609,314	6,213,488	Total.....	480,721	385,410	940,422	1,566,994	1,250,908
RECAPITULATION.											
British Empire.....	132,008	111,126	285,379	500,002	227,343	British Empire.....	49,323	66,616	207,538	283,087	150,883
Foreign Countries.....	1,709,685	1,174,195	4,835,901	6,109,312	5,986,145	Foreign Countries.....	431,398	318,794	732,884	1,283,907	1,100,025

TOTAL OILS.

	Gal.	Gal.	Gal.	Gal.	Gal.	\$	\$	\$	\$	\$	\$
United Kingdom.....	573,641	108,405	348,506	328,272	103,812	United Kingdom.....	250,861	60,847	193,022	202,494	\$ 79,974
Bermuda.....	70			452	269	Bermuda.....	41			502	380
British Africa, South.....	3,147					British Africa, South.....	498				
British East Indies—						British East Indies—					
India.....		186	5,667	13,453	12,863	India.....	1,223	145	505	1,320	1,775
British Guiana.....	1,970		5,52	1,368	1,683	British Guiana.....			79	1,216	2,541
British Oceania—						British Oceania—					
Australia.....	54,725	44,800	43,200	66,536	55,486	Australia.....	15,861	13,134	15,213	10,666	8,293
Fiji.....	50	84	126	354		Fiji.....	14	20	46	117	
New Zealand.....	7,483	450	1,584	5,629	3,389	New Zealand.....	2,240	120	502	927	6,052
British West Indies.....	2,447	3,570	2,102	2,850	2,545	British West Indies.....	1,376	1,004	376	2,705	2,599
Newfoundland.....	45,463	22,427	43,251	92,898	67,919	Newfoundland.....	17,679	10,471	10,692	73,424	64,115
Argentine Republic.....				25		Argentine Republic.....				75	
Belgium.....		225				Belgium.....		197			
Brazil.....			13,475			Brazil.....			10,100		
Denmark.....	11,177	14,591				Denmark.....	11,457	17,832			
Greenland, Iceland, etc.....					88	Greenland, Iceland, etc.....					76
France.....			22,396	268,732	88,718	France.....			15,640	170,374	67,786
St. Pierre and Miquelon.....		474	1,312	521	895	St. Pierre and Miquelon.....		215	808	231	480
Germany.....	271,693	32,504				Germany.....	149,843	28,999			
Greece.....	424					Greece.....	485				
Italy.....			52,476	84,224		Italy.....			22,526	53,063	
Japan.....			8,307			Japan.....			6,280		
Mexico.....	90,743		632			Mexico.....					
Netherlands.....		60,311				Netherlands.....	87,447	62,595			
Dutch Guiana.....				265	250	Dutch Guiana.....				314	383
Norway.....	8,837	20,595			2,310	Norway.....	7,973	23,880			1,100
Russia.....				5,755,525	1,650	Russia.....					548
United States.....	1,326,811	1,045,495	4,737,303	5,755,525	5,890,807	United States.....	174,193	185,086	677,433	1,059,530	1,039,593
Alaska.....				20	1,427	Alaska.....				20	59
Total.....	1,841,693	1,285,321	5,121,280	6,609,314	6,213,488	Total.....	480,721	385,410	940,422	1,566,994	1,250,908
RECAPITULATION.											
British Empire.....	132,008	111,126	285,379	500,002	227,343	British Empire.....	49,323	66,616	207,538	283,087	150,883
Foreign Countries.....	1,709,685	1,174,195	4,835,901	6,109,312	5,986,145	Foreign Countries.....	431,398	318,794	732,884	1,283,907	1,100,025

No. 20—Exports of Canadian Produce, by Articles and Countries, during Fiscal Years ended March 31, 1914-1918—*Con.*

Exported to—	1914	1915	1916	1917	1918	Exported to—	1914	1915	1916	1917	1918
Argentine Republic.....						Argentine Republic.....					
Belgium.....		225				Belgium.....		197			
Brazil.....			13,475			Brazil.....			10,100		
China.....		100				China.....		80			
Cuba.....	82					Cuba.....	24				
Denmark.....	11,177	14,591	4,032			Denmark.....	11,457	17,822	1,815		
Greenland, Iceland, etc.....			1,826			Greenland, Iceland, etc.....			232		
France.....		22,906	268,732			France.....		2,913	15,649	170,374	5,006
St. Pierre and Miquelon.....		9,890	16,431			St. Pierre and Miquelon.....		28,999	3,237	2,567	3,051
Germany.....	271,693	32,504				Germany.....	149,843				
Greece.....	424					Greece.....	485				
Italy.....			52,476			Italy.....			22,326	53,063	
Japan.....			8,307			Japan.....			6,280		
Mexico.....			8,632			Mexico.....			88		
Netherlands.....	90,743	60,311				Netherlands.....	87,447	62,595		314	383
Dutch Guiana.....	8,837	156,315				Dutch Guiana.....		88,017			1,100
Norway.....				265		Norway.....					948
Russia.....						Russia.....	7,973				
United States.....	1,950,047	1,839,227	5,814,992	6,569,656		United States.....	381,966	449,105	1,064,267	1,516,302	1,818,272
Alaska.....			868	820		Alaska.....			430	180	347
Total.....	3,050,942	2,332,228	6,594,172	7,522,419	7,224,521	Total.....	936,247	745,747	1,383,901	2,051,060	2,066,567
RECAPITULATION.						RECAPITULATION.					
British Empire.....	717,839	219,065	658,977	589,782	259,485	British Empire.....	297,052	95,419	259,337	398,185	170,074
Foreign Countries.....	2,333,003	2,113,163	5,935,195	6,932,637	6,965,036	Foreign Countries.....	639,195	650,328	1,124,624	1,742,875	1,896,493

SOAP.

United Kingdom.....	Lb.	92,545	Lb.	212,198	Lb.	125,596	Lb.	148,680	\$	9,513	\$	13,927	\$	37,272	\$	7,735	\$	10,870
Bermuda.....		260						175		14		36				8		16
British Africa, South.....		8,800		14,340		31,150		8,835		975				937		2,977		1,907
British Guiana.....						600										34		
British East Indies—																		
India.....	3,500									450								
Straits Settlements.....	1,000									50								
British Oceania—																		
Australia.....		95		26,000		129,400		504,462				15				11,742		21,872
New Zealand.....	50	8,950		388,905		391,985		85,050		10		734				2,577		2,854
British West Indies.....	308,895	375,624		33,204		89,013		285,956		14,086		16,568				21,987		19,774
Newfoundland.....	21,141	41,935						88,130		1,550		2,324				6,880		6,359



## SESSIONAL PAPER No. 106

China.....	1,000					China.....	50				31
France.....	1,200					France.....	7,950				810
St. Pierre and Miquelon.....						St. Pierre and Miquelon.....	1,362				138
Japan.....				40	5,440	Japan.....	525		7	305	760
San Domingo.....				250		San Domingo.....			15		62
United States.....	7,423			5,853	7,633	United States.....	5,921				50
Alaska.....						Alaska.....	430		492	750	3,399
Total.....	445,814			584,337	687,721	Total.....	1,137,641		34,118	59,955	64,654
RECAPITULATION.						RECAPITULATION.					
British Empire.....	436,191			578,194	674,618	British Empire.....	1,121,288		33,604	58,903	62,752
Foreign Countries.....	9,623			6,143	13,073	Foreign Countries.....	16,353		514	1,055	1,902

## TALLOW.

United Kingdom.....	Lb.	Lb.	Lb.	Lb.	Lb.	United Kingdom.....	\$	\$	\$	\$	\$
British West Indies.....	1,485,576					British West Indies.....	102,419		700		543
Newfoundland.....	60					Newfoundland.....	4		543		404
Belgium.....	17,615					Belgium.....	1,073		196		757
Cuba.....	2,236					Cuba.....	3,609		3,609		
France.....	62,063					France.....	3,320		60		4,453
St. Pierre and Miquelon.....	118,443					St. Pierre and Miquelon.....	7,280		65,789		90
Germany.....	604,953					Germany.....	43,891		59,794		3,241
United States.....						United States.....					
Total.....	2,348,750			1,039,872	1,024,584	Total.....	157,987		64,842		4,991
RECAPITULATION.						RECAPITULATION.					
British Empire.....	1,503,251			19,056	20,387	British Empire.....	103,496		1,243		1,660
Foreign Countries.....	845,499			1,020,816	1,004,197	Foreign Countries.....	54,491		63,599		3,331

## WAX—MINERAL.

United Kingdom.....	Cwt.	Cwt.	Cwt.	Cwt.	Cwt.	United Kingdom.....	\$	\$	\$	\$	\$
British Oceania—						British Oceania—					
Australia.....	31,411					Australia.....	17,843				101,535
New Zealand.....	1,200					New Zealand.....					1,188
Newfoundland.....	977					Newfoundland.....					958
Chile.....	23					Chile.....	435				155
France.....	1,795					France.....					2,826
Italy.....	7,050					Italy.....	14,033				2,339
Japan.....	1,001					Japan.....	28,440				27,411
United States.....	49,967					United States.....					5,632
Total.....	94,324					Total.....	60,761				130,720
RECAPITULATION.						RECAPITULATION.					
British Empire.....	33,611					British Empire.....	17,843				269,938
Foreign Countries.....	60,713					Foreign Countries.....	42,918				103,836

No. 20—Exports of Canadian Produce, by Articles and Countries, during Fiscal Years ended March 31, 1914-1918—*Con.*

Exported to—	1914	1915	1916	1917	1918	Exported to—	1914	1915	1916	1917	1918
RECAPITULATION—GREASE, OIL, SOAP AND WAX.											
United Kingdom.....	\$ 384,852	\$ 79,363	\$ 253,748	\$ 311,804	\$ 183,121	France.....	\$ 5,035	\$ 772	\$ 15,649	\$ 172,713	\$ 76,836
Bermuda.....	59	40	40	517	396	St. Pierre and Miquelon.....	161,271	28,999	3,625	3,460	3,207
British Africa, South.....	1,473		4,028	2,977	1,007	Germany.....	485				
British East Indies—						Greece.....					
India.....	450		595	1,320	1,775	Italy.....			22,526	80,474	78,618
Straits Settlements.....	36					Japan.....	15		6,280	5,632	169
British Guiana.....	1,223	145	79	1,250	2,541	Mexico.....			88		
British Oceania—						Netherlands.....	87,447	62,595			
Australia.....	15,861	13,191	15,213	23,596	30,165	Dutch Guiana.....				314	383
Fiji.....	14	20	46	117		Norway.....	7,973	88,617			1,100
New Zealand.....	2,250	878	2,313	4,462	8,906	Russia.....					548
British West Indies.....	15,934	17,878	17,827	25,938	23,259	San Domingo.....				50	
Newfoundland.....	27,250	22,828	49,661	96,371	75,663	United States.....	514,753	580,691	1,225,998	1,708,574	2,074,365
Argentine Republic.....				75		Alaska.....			430	180	585
Belgium.....		393				Total.....	1,237,931	922,743	1,634,706	2,439,824	2,570,507
Brazil.....			10,100		2,826	RECAPITULATION.					
Chile.....					31	British Empire.....	449,436	134,343	343,510	498,352	326,833
China.....	50		4,453			Foreign Countries.....	788,495	788,400	1,291,196	1,971,472	2,243,674
Cuba.....	24		1,815		5,006						
Denmark.....	11,457	17,822	232								
Greenland, Iceland, etc.....											

## GUTTA-PERCHA AND INDIA-RUBBER

## BELTING.

	1914	1915	1916	1917	1918		1914	1915	1916	1917	1918
United Kingdom.....	\$ 394	\$ 484	\$ 150			Belgium.....	\$ 259	\$ 156	\$ 424	\$ 1,100	\$ 3,485
Bermuda.....			33			Brazil.....		68			
British Africa, South.....	1,662				183	United States.....					
British Guiana.....						Total.....	5,475	2,274	1,898	4,879	25,736
British Oceania—						RECAPITULATION.					
Australia.....	1,310			146		British Empire.....	5,179	2,050	1,474	3,770	22,251
Fiji.....					12	Foreign Countries.....	296	224	424	1,109	3,485
British West Indies.....	1,813	1,566	1,291	3,624	22,051						
Newfoundland.....	37										
Argentine Republic.....											

## BOOTS AND SHOES.

	1914	1915	1916	1917	1918		1914	1915	1916	1917	1918
United Kingdom.....	\$ 2,947	\$ 59,032	\$ 1,018,385	\$ 1,111,026	\$ 1,063,853	St. Pierre and Miquelon.....	\$ 125	\$ 90	\$ 600	\$ 150	
Bermuda.....		620		1,472	199	Germany.....	21				
British Africa, South.....					196	Italy.....	43				
British East Indies—						Japan.....				6	
British India.....					610	Netherlands—					
British Guiana.....	240	763	1,530	3,410	5,908	Dutch Guiana.....			213	184	



No. 20—Exports of Canadian Produce, by Articles and Countries, during Fiscal Years ended March 31, 1914-1918—*Con.*

Exported to—	1914	1915	1916	1917	1918	Exported to—	1914	1915	1916	1917	1918
GUTTA-PERCHA AND INDIA-RUBBER.—Continued TIRES.											
United Kingdom.....	\$	\$	\$	\$	\$	France.....	\$	\$	\$	\$	\$
Bermuda.....	127,495			453,771	195,513	French Africa.....					39,034
British South Africa.....	1,642			599	760	French West Indies.....				297	586
British East Indies—	1,818				88,256	Japan.....				2,367	4,444
British India.....	4,931,964	4,221,476			1,016	Netherlands—				57	
British Guiana.....				833	2,640	Dutch East Indies.....					125
British Oceania—					13,168	Dutch Guiana.....				124,953	165,869
Australia.....					322	United States.....				3	
New Zealand.....				6,052	302,450	Alaska.....					
British West Indies.....				121,497	7,085	Total.....				720,768	859,712
Newfoundland.....				3,483	5,079	RECAPITULATION.					
Argentine Republic.....				2,641	2,655	British Empire.....				595,462	635,002
Brazil.....				2,548	11,645	Foreign Countries.....				131,306	224,710
WASTE.											
United Kingdom.....	Lb.	Lb.	Lb.	Lb.	Lb.	United Kingdom.....	\$	\$	\$	\$	\$
Bermuda.....	127,495			163,400		Bermuda.....				6,368	20,832
Newfoundland.....	1,818					Newfoundland.....					145
United States.....	4,931,964	4,221,476	8,718,590	2,880,500	3,552,900	United States.....				276,128	208,777
Total.....	5,061,919	4,221,476	8,779,100	3,043,900	3,552,900	Total.....				537,265	229,609
RECAPITULATION.						RECAPITULATION.					
British Empire.....	129,955		60,690	163,400		British Empire.....				6,368	20,832
Foreign Countries.....	4,931,964	4,221,476	8,718,590	2,880,500	3,552,900	Foreign Countries.....				580,897	208,777
OTHER GUTTA-PERCHA AND INDIA-RUBBER.											
United Kingdom.....	\$	\$	\$	\$	\$	France.....	\$	\$	\$	\$	\$
Bermuda.....	14,123	122,563	956,495	125,326	14,135	St. Pierre and Miquelon.....				2,471	13,439
British Africa, South.....	555	214	746	412	36	Germany.....				157	10
British East Indies—		2,952	14,646	1,144	11,831	Japan.....					
India.....				899	29	Mexico.....				8	
British Guiana.....				533	981	Netherlands.....					10
British Oceania—						Dutch Guiana.....					32
Australia.....	487	2,323	4,827	3,101	7,115	Nicaragua.....					
Fiji.....	118					Norway.....				201	
New Zealand.....	4,882	7,145	117,244	2,233	16,586	Portugal.....					
British West Indies.....	2,172	2,000	2,410	612	4,575	United States.....				119,936	6,612
Newfoundland.....	8,839	4,416	5,438	3,482	2,477	Philippines.....				10,888	290
Argentine Republic.....	242				5,924	Uruguay.....					2,138
Belgium.....	50				145	Venezuela.....					40
Brazil.....	388	49	21	225	145	Total.....				1,223,456	92,847
Chile.....			160		4,125					151,598	
China.....				27							



## SESSIONAL PAPER No. 106

RECAPITULATION—GUTTA-PERCHA AND INDIA-RUBBER.									
	\$	\$	\$	\$	\$	\$	\$	\$	\$
United Kingdom.....	25,652	182,843	2,050,142	1,866,918	1,332,751	French West Indies.....			
Bermuda.....	115	145		1,331	130	St. Pierre and Miquelon.....			
British Africa, South.....	3,741	3,584	14,046	5,746	21	Germany.....	124	818	4,444
British East Indies—					43	Italy.....	300		323
India.....	240	763		899	1,655	Japan.....	8	138	
British Guiana.....					340	Mexico.....			10
British Oceania—					75	Netherlands.....			
Australia.....	42,498	40,298	37,921	48,958	68,616	Dutch East Indies.....	14,607	19,503	
New Zealand.....	47,386	33,779	145,082	171,634	387,111	Guiana.....	6,421	213	568
Other.....		156				West Indies.....	87	39	
British West Indies.....	2,355	2,593	5,390	14,576	40,886	Nicaragua.....	18		
Newfoundland.....	100,488	71,458	95,504	111,456	144,032	Norway.....	2,083	35,380	11,231
Argentine Republic.....	1,103		267	3,247	14,589	Portugal.....	17		
Austria-Hungary.....	1,222					United States.....	382,958	708,987	
Belgium.....	629					Alaska.....	459,013	353,061	496,551
Brazil.....	388	205	21	3,743	12,220	Philippine Islands.....	627	3	299
Chile.....			160		7,011	Uruguay.....			2,136
China.....				27	1,170	Venezuela.....			46
Colombia.....				892	3,965	Total.....	722,905	2,666,506	2,911,505
Cuba.....				9,989	213,291	RECAPITULATION.			
Denmark.....			45	2,487	586	British Empire.....	336,620	2,227,920	2,100,414
France.....		621		297		Foreign Countries.....	386,285	438,586	811,091
French Africa.....									
HAY.									
	Ton.	Ton.	Ton.	Ton.	Ton.		\$	\$	\$
United Kingdom.....	26,916	6,411	86,661	142,363	31,319	United Kingdom.....			
Bermuda.....	1,548	1,331	1,092	1,375	1,232	Bermuda.....	296,331	88,813	3,386,859
British Africa, South.....	79					British West Indies.....	22,829	19,639	18,155
British Guiana.....	87	182	155	181	82	British Africa, South.....	1,013	18,688	
British Honduras.....	27					British Guiana.....	1,360	2,756	3,153
British Oceania—						British Honduras.....	361	2,806	1,314
Fiji.....	10					British Oceania—			
New Zealand.....	23					Fiji.....	155		
British West Indies.....	417	925	170	198	215	New Zealand.....	371		
Egypt and Sudan.....				8,627	3,895	British West Indies.....	6,113	13,483	3,494
Newfoundland.....	5,733	5,622	4,540	4,781	3,155	Egypt and Sudan.....		3,043	3,328
Cuba.....	2,017	830		663	766	Newfoundland.....	75,765	70,997	62,360
France.....		56,380	122,756	19,666	13,594	Cuba.....	19,093	78,467	69,553
French Guiana.....					4	France.....		7,344	42,876
St. Pierre and Miquelon.....	251	207	231	379	206	French Guiana.....	1,387,439	3,014,450	233,128
United States.....	154,337	59,964	39,797	20,506	385,895	St. Pierre and Miquelon.....	3,796	6,020	3,279
Alaska.....	10	11	5	175	5	United States.....	1,358,621	503,784	4,240,561
Porto Rico.....	60	42				Alaska.....	890	400	166
Porto Rico.....						Porto Rico.....	435	3,267	
Total.....	191,515	131,875	255,407	198,914	440,368	Total.....	1,787,050	5,810,428	5,073,814
RECAPITULATION.									
British Empire.....	34,840	14,441	92,618	157,525	39,898	RECAPITULATION.			
Foreign Countries.....	156,675	117,434	162,789	41,389	400,470	British Empire.....	404,204	2,326,743	589,627
						Foreign Countries.....	1,382,846	3,522,685	4,484,187

No. 20—Exports of Canadian Produce, by Articles and Countries, during Fiscal Years ended March 31, 1914-1918—*Cont.*

Exported to—	1914	1915	1916	1917	1918	Exported to—	1914	1915	1916	1917	1918
ICE.											
United Kingdom.....	\$	\$	\$	\$	\$	RECAPITULATION. British Empire..... Foreign Countries.....	\$	\$	\$	\$	\$
Newfoundland.....	15,497	7,240	85	9,897	26,716		15,922	7,515	85	135	27,116
United States.....	425	275	450	250	400				9,834	10,117	
Alaska.....											
Total.....	15,922	7,515	9,919	10,252	27,116						
INDIAN WORK.											
United Kingdom.....	\$	\$	\$	\$	\$	RECAPITULATION. British Empire..... Foreign Countries.....	\$	\$	\$	\$	\$
United States.....				1,016	18		143,430			1,016	18
				156,619						156,619	
Total.....				157,635	143,448						143,430
JEWELLERY, N.O.P.											
United Kingdom.....	\$	\$	\$	\$	\$	RECAPITULATION. British Empire..... Foreign Countries.....	\$	\$	\$	\$	\$
Bermuda.....	26,772	13,811	57,334	44,871	13,699		8	30			
British Africa, East.....	7,253	2,617	1,732	291	14		2,280	123			118
British East Indies—	6	13			990		16	212			
British Guiana.....		100	3		3,677		6,374	1,776			
British Oceania—	334	273	27								507
Australia.....										4,810	
New Zealand.....	265	2,132	7,188	18,850	30,649		30	16			
British West Indies.....	130	366	1,118	3,140	3,878		227	150			
Egypt and Sudan.....	4,584	1,360	292	283	150		1,719	480	100	488	816
Hong Kong.....		10		10	105		46	22	25,084	21,190	34,608
Newfoundland.....	45,711	18,113	22,279	1,705	1,535		15,865	34,493			45
Argentina Republic.....		725	198				71	10			142
Belgium.....	20	500									23
Chile.....					125						
China.....		810			233			372			
Costa Rica.....	104										
Cuba.....	985	1,646	23,518	8,097	90		113,589	80,714	139,095	103,837	91,479
Denmark.....			22		20						
France.....	50	204		102	5		85,085	38,845	90,173	69,150	54,697
St. Pierre and Miquelon.....							28,504	41,869	48,922	34,687	36,782
Germany.....	709	300									

## SESSIONAL PAPER No. 10b

## JUNK, EXCEPT METALLIC AND RUBBER.

	Cwt.	Cwt.	Cwt.	Cwt.	Cwt.	\$	\$	\$	\$	\$	\$
United Kingdom.....	9,032	167	738	4,000		19,048	408	332	1,000		
Hong Kong.....		1,083	1,721	369			1,004	6,315	1,195		4
Newfoundland.....					6						
Belgium.....	541					2,210					
France.....	30					30					
Germany.....	97					90					
Netherlands—											
Dutch East Indies.....	109			5		109			15		
Panama.....	89,714	77,258	35,390	26,187	16,555	181,825	159,809	74,160	76,614		79,215
United States.....											
Total.....	99,523	78,508	38,049	30,561	16,561	203,302	161,221	80,807	77,824		79,219
RECAPITULATION.											
British Empire.....	9,032	1,250	2,459	4,369	6	19,048	1,412	6,647	1,195		4
Foreign Countries.....	90,491	77,258	35,590	26,192	16,555	184,254	159,809	74,160	76,629		79,215

## LAMPS AND LANTERNS.

	\$	\$	\$	\$	\$	\$	\$	\$	\$	\$	\$
United Kingdom.....	3,101	5,211	25,952	29,150	52,085	12					15
Bermuda.....				3	108						
British Africa, South.....			490	362	2,639					7	261
British East Indies—											
India.....		5		49	310						
Straits Settlements.....											
Other.....	72	14	615	164	297			44	338		
British Guiana.....										75	
British Oceania—											
Australia.....	247	59	205	125					1,965		17,649
Fiji.....											7
New Zealand.....	414	481	254	2,333	2,000						
British West Indies.....	93	581	581	251	18,107	3,131	7,081	3,013			
Newfoundland.....											
Belgium.....	4,284	1,100	1,460	1,582	2,876						
Ecuador.....											
France—		130						101			
St. Pierre and Miquelon.....	7	20	68	40							
Total.....						11,268	14,294	32,783	36,444		96,553
RECAPITULATION.											
British Empire.....						8,118	6,963	29,557	34,019		78,523
Foreign Countries.....				40	98	3,150	7,331	3,226	2,425		18,030

No. 20—Exports of Canadian Produce, by Articles and Countries, during Fiscal Years ended March 31, 1914-1918—*Con.*

Exported to—	1914	1915	1916	1917	1918	Exported to—	1914	1915	1916	1917	1918
<b>LIME.</b>											
United Kingdom.....	Cwt.	Cwt.	Cwt.	Cwt.	Cwt.	United Kingdom.....	\$	\$	\$	\$	\$
Newfoundland.....					583	Newfoundland.....		133	663	190	806
France.....					36	France.....		22	19	69	35
St. Pierre and Miquelon.....					136,847	St. Pierre and Miquelon.....		11,202	22,608	75,354	70,901
United States.....					1,200	United States.....		50	50	1,230	811
Alaska.....						Alaska.....		5,730	3,980	7,515	
Hawaii.....						Hawaii.....					
Total.....					138,666	Total.....		17,137	26,320	84,358	72,553
<b>RECAPITULATION.</b>											
British Empire.....					583	British Empire.....		133	663	190	806
Foreign Countries.....					138,083	Foreign Countries.....		17,004	25,657	84,168	71,747
<b>MENAGERIES.</b>											
United Kingdom.....	\$	\$	\$	\$	\$	United Kingdom.....	\$	\$	\$	\$	\$
United States.....					11,552	United States.....					
Total.....					11,552	Total.....		7,480		10,160	11,552
<b>METALS AND MINERALS.</b>											
<b>ALUMINIUM IN BARS, BLOCKS, ETC.</b>											
United Kingdom.....	Cwt.	Cwt.	Cwt.	Cwt.	Cwt.	United Kingdom.....	\$	\$	\$	\$	\$
British East Indies—					213,427	British East Indies—		810,227	2,358,864	4,424,422	7,502,963
India.....					145,752	India.....		4,032			
British Oceania—						British Oceania—					
Australia.....						Australia.....					
New Zealand.....						New Zealand.....					
Belgium.....						Belgium.....		77,712			
Germany.....						Germany.....					
Italy.....						Italy.....					
Japan.....						Japan.....		123,676	42,420	3,691	60,757
Russia.....						Russia.....		39,044			912
Sweden.....						Sweden.....					
United States.....					287	United States.....		1,264,109	1,281,067	1,401,943	17,206
Total.....					215,740	Total.....		2,318,800	3,682,351	5,830,056	7,581,838
<b>RECAPITULATION.</b>											
British Empire.....					213,427	British Empire.....		814,259	2,358,864	4,424,422	7,502,963
Foreign Countries.....					2,313	Foreign Countries.....		1,504,541	1,323,487	1,405,634	78,875



## SESSIONAL PAPER No. 10b

## ALUMINIUM MANUFACTURES

	\$	\$	\$	\$	\$	\$	\$	\$	\$
United Kingdom.....	17	448,127	71,320	11,622	Italy.....	6,107	4,381	51,430	24,118
Bermuda.....			21		United States.....	413			6,802
British Africa, South.....			174	355	Venezuela.....				
British East Indies.....					Total.....	6,599	452,708	173,387	27,275
India.....			4,073	1,127	RECAPITULATION.				
British Oceania.....					British Empire.....	17	448,127	77,106	2,984
Australia.....			171	1,502	Foreign Countries.....	6,582	4,381	96,191	24,720
New Zealand.....			837						
Belgium.....			23,761	27,918					
France.....			21,000						

## ARSENIC.

	Lb.	Lb.	Lb.	Lb.	\$	\$	\$	\$	\$
United Kingdom.....	2,948,700	3,265,500	175,500	19,900	United Kingdom.....	117,497	120,242	5,156	2,671
United States.....			5,080,000	3,746,000	United States.....			196,960	206,813
Total.....	2,948,700	3,265,500	5,255,500	3,765,900	Total.....	117,497	120,242	202,116	209,484
RECAPITULATION.					RECAPITULATION.				
British Empire.....	2,948,700	3,265,500	175,500	19,900	British Empire.....	117,497	120,242	5,156	2,671
Foreign Countries.....			5,080,000	3,746,000	Foreign Countries.....			196,960	206,813

## ASBESTOS.

	Ton.	Ton.	Ton.	Ton.	Ton.	\$	\$	\$	\$
United Kingdom.....	7,937	14,726	18,461	15,378	United Kingdom.....	255,067	513,877	642,865	682,601
British Oceania.....					British Oceania.....				
Australia.....	20		230	350	Australia.....	320		6,420	8,550
New Zealand.....			1	5	New Zealand.....				100
Newfoundland.....					Newfoundland.....				
Argentine Republic.....	15		6		Argentine Republic.....	375		108	
Austria-Hungary.....	3,234	1,514			Austria-Hungary.....	79,730	37,024		
Belgium.....	10,083	1,945			Belgium.....	251,902	42,780		
Cuba.....			160	85	Cuba.....			4,130	
Denmark.....	30				Denmark.....	315			
France.....	4,552	1,475	1,531	3,189	France.....	155,126	55,250	116,455	206,401
Germany.....	1,039	2,391			Germany.....	50,435	74,494	74,494	81,472
Italy.....	396	952	3,583	3,963	Italy.....	16,599	39,254	139,186	162,489
Japan.....		294		2,416	Japan.....			21,446	209,390
Netherlands.....		460	330		Netherlands.....	1,050	16,440	4,500	71,281
Spain.....	15		300		Spain.....			9,900	398,257
Sweden.....			300		Sweden.....			9,900	25,730
United States.....	78,650	51,447	63,538	70,608	United States.....	2,087,750	1,437,653	2,007,994	3,002,861
Total.....	105,971	74,904	88,833	95,994	Total.....	2,891,669	2,227,387	2,962,010	4,141,968
RECAPITULATION.					RECAPITULATION.				
British Empire.....	7,937	14,726	18,098	15,733	British Empire.....	255,387	513,877	649,398	691,251
Foreign Countries.....	98,014	60,178	70,135	80,261	Foreign Countries.....	2,636,282	1,713,510	2,312,612	3,450,717





No. 20—Exports of Canadian Produce, by Articles and Countries, during Fiscal Years ended March 31, 1914-1918—*Con.*

Exported to—	1914	1915	1916	1917	1918	Exported to—	1914	1915	1916	1917	1918
METALS AND MINERALS—Continued.											
COPPER.											
BLACK OR COARSE, CEMENT COPPER AND COPPER IN PIGS.											
United Kingdom.....	Lb.	Lb.	Lb.	Lb.	Lb.	United Kingdom.....	\$	\$	\$	\$	\$
United States.....	9,861,780	20,241,900				United States.....	1,371,889	3,851,749			
Total.....	9,861,780	20,241,900				Total.....	1,371,889	3,851,749			
RECAPITULATION.											
British Empire.....						British Empire.....					
Foreign Countries.....	9,861,780	20,241,900				Foreign Countries.....	1,371,889	3,851,749			
COPPER, FINE, CONTAINED IN ORE, MATTE, REGULETS, ETC.											
United Kingdom.....	Lb.	Lb.	Lb.	Lb.	Lb.	United Kingdom.....	\$	\$	\$	\$	\$
Germany.....	6,805,093	11,062,501	13,754,500	14,461,300	13,538,900	Germany.....	512,093	853,900	1,043,360	1,080,133	1,015,619
United States.....	1,300	51,614,537	77,049,900	112,028,500	63,996,000	United States.....	8,977,486	5,319,457	9,774,964	21,664,692	9,695,086
Total.....	83,250,198	62,677,038	90,804,400	126,489,800	77,534,900	Total.....	9,489,729	6,173,357	10,818,324	22,744,825	10,710,705
RECAPITULATION.											
British Empire.....	6,805,093	11,062,501	13,754,500	14,461,300	13,538,900	British Empire.....	512,093	853,900	1,043,360	1,080,133	1,015,619
Foreign Countries.....	76,445,105	51,614,537	77,049,900	112,028,500	63,996,000	Foreign Countries.....	8,977,636	5,319,457	9,774,964	21,664,692	9,695,086
OLD AND SCRAP											
United Kingdom.....	Cwt.	Cwt.	Cwt.	Cwt.	Cwt.	United Kingdom.....	\$	\$	\$	\$	\$
France.....	6,391	3,655	826	433		France.....	87,307	45,258	13,400	7,041	
St. Pierre and Miquelon.....	6					St. Pierre and Miquelon.....	44				
Germany.....	267	516				Germany.....	3,504	5,999			
Italy.....	196					Italy.....	3,030				
United States.....	22,141	16,948	56,613	83,311	111,999	United States.....	283,127	189,793	977,574	2,037,480	3,090,618
Total.....	29,001	21,119	57,439	83,744	111,999	Total.....	377,012	241,050	990,974	2,064,521	3,090,618
RECAPITULATION.											
British Empire.....	6,391	3,655	826	433		British Empire.....	87,307	45,258	13,400	7,041	
Foreign Countries.....	22,610	17,464	56,613	83,311	111,999	Foreign Countries.....	289,705	195,792	977,574	2,037,480	3,090,618



[illegible]

## TOTAL COPPER.

	\$	\$	\$	\$	\$	\$	\$	\$	\$	\$
United Kingdom.....	599,400	899,158	1,056,760	1,096,635	1,020,475					
British East Indies—										
India.....					9,468					
Miquelon.....	44				111,018					
France.....										
St. Pierre and Miquelon.....	44									
Germany.....	3,654	5,999								
Italy.....	3,030									
United States.....	9,290,613	6,881,139	14,604,287	23,767,257	20,435,650					
Total.....	9,866,741	7,786,296	15,661,047	24,863,892	21,576,611					

GOLD AND SILVER.

GOLD-BEARING QUARTZ, DUST, NUGGETS, ETC.

[illegible]

No. 20—Exports of Canadian Produce, by Articles and Countries, during Fiscal Years ended March 31, 1914-1918—*Con.*

Exported to—	1914	1915	1916	1917	1918	Exported to—	1914	1915	1916	1917	1918
METALS AND MINERALS—Continued.											
GOLD AND SILVER—Continued.											
SILVER, METALLIC, CONTAINED IN ORE, CONCENTRATES, ETC.											
United Kingdom.....	Oz.	Oz.	Oz.	Oz.	Oz.	United Kingdom.....	\$	\$	\$	\$	\$
British East Indies—						British East Indies—					
India.....	24,260,358	16,533,652	16,323,672	15,357,764	13,925,884	India.....	8,436,039	8,436,039	8,436,039	10,246,242	
Hong Kong.....	1,786,230	384,774	941,933	170,800	1,037,509	Hong Kong.....	498,381	498,381	498,381	119,559	
China.....	269,701	100,890	725,131	378,225	160,495	China.....	359,996	359,996	359,996	263,812	
France.....	2,043			2,322	1,148	France.....				116,978	
Germany.....	710,499	229,261			420,330	Germany.....				1,200	
United States.....	9,729,445	8,106,728	9,803,830	7,780,060	5,406,172	United States.....	5,003,735	5,003,735	5,003,735	5,123,012	
Total.....	36,758,276	25,355,305	27,794,566	23,844,261	20,971,538	Total.....	14,298,351	14,298,351	14,298,351	15,870,803	
RECAPITULATION.						RECAPITULATION.					
British Empire.....	26,046,588	16,918,426	17,265,605	15,906,789	14,983,393	British Empire.....	8,934,620	8,934,620	8,934,620	10,629,613	
Foreign Countries.....	10,711,688	8,436,879	10,528,961	7,937,472	5,988,145	Foreign Countries.....	5,363,731	5,363,731	5,363,731	5,241,190	
SILVER BULLION.						SILVER BULLION.					
United Kingdom.....	Oz.	Oz.	Oz.	Oz.	Oz.	United Kingdom.....	\$	\$	\$	\$	\$
British East Indies—						British East Indies—					
India.....	10,839,714					India.....	9,115,940				
Hong Kong.....	436,386					Hong Kong.....	302,496				
China.....	535,234					China.....	473,885				
United States.....	1,369,149					United States.....	1,253,377				
Total.....	12,740,482					Total.....	3,792,319				
RECAPITULATION.						RECAPITULATION.					
British Empire.....	11,811,334					British Empire.....	9,892,321				
Foreign Countries.....	5,729,040					Foreign Countries.....	5,045,696				
SILVER, CONTAINED IN ORE, CONCENTRATES, ETC.						SILVER, CONTAINED IN ORE, CONCENTRATES, ETC.					
United Kingdom.....	Oz.	Oz.	Oz.	Oz.	Oz.	United Kingdom.....	\$	\$	\$	\$	\$
British East Indies—						British East Indies—					
India.....	9,126					India.....	7,242				
Hong Kong.....	5,556					Hong Kong.....	4,167				
China.....	154,011					China.....	116,027				
United States.....	4,251,760					United States.....	3,363,118				
Total.....	4,420,453					Total.....	3,490,554				
RECAPITULATION.						RECAPITULATION.					
British Empire.....	168,693					British Empire.....	127,436				
Foreign Countries.....	4,251,760					Foreign Countries.....	3,363,118				



No. 20—Exports of Canadian Produce, by Articles and Countries, during Fiscal Years ended March 31, 1914-1918—Con.

Exported to—	1914	1915	1916	1917	1918	Exported to—	1914	1915	1916	1917	1918
<b>METALS AND MINERALS—Continued</b>											
<b>IRON AND STEEL—Continued</b>											
<b>AGRICULTURAL IMPLEMENTS—Continued</b>											
<b>Drills.</b>											
	No.	No.	No.	No.	No.		No.	No.	No.	No.	\$
United Kingdom.....	626	748	2,239	1,424	4,914	United Kingdom.....	34,781	36,642	118,663	76,871	\$ 337,728
British Africa, South.....	289	36	84	36	140	British Africa, South.....	20,644	1,324	6,010	2,854	6,760
British Oceania—						British Oceania—					
Australia.....	3,539	1,771	2,956	1,386	3,821	Australia.....	254,837	130,334	204,506	112,545	160,728
New Zealand.....	450	733	230	323	30	New Zealand.....	32,580	51,539	14,633	24,762	2,552
Newfoundland.....	1	2				Newfoundland.....	68	89			90
Argentine Republic.....	354	9	1,570	499	152	Argentine Republic.....	25,008	614	129,456	41,445	18,764
Austria-Hungary.....	2					Austria-Hungary.....	311				
Brazil.....	2					Brazil.....	146				
Chile.....	74			20		Chile.....	4,358			1,400	
Colombia.....			1			Colombia.....			75		
Denmark.....	53	10	38	15	20	Denmark.....	3,548	660	2,567	1,025	1,512
France.....	60		33	11	48	France.....	2,444		2,087	875	2,329
French Africa.....						French Africa.....			86	6	
Italy.....	107		25	31		Italy.....	4,519	611	1,167	1,324	
Norway.....	27		31	7		Norway.....	412	403	1,826	2,247	
Roumania.....	200	50				Roumania.....	9,800	3,120	1,076		
Russia.....	5,126	560	130	10		Russia.....	269,011	30,861	9,200	988	
Spain.....	6					Spain.....		60			
United States.....	13	39	62	68	74	United States.....	760	2,704	4,983	6,189	7,154
Uruguay.....			3			Uruguay.....			45		
Total.....	10,004	3,996	7,409	3,849	9,203	Total.....	663,437	260,318	495,304	272,531	537,317
<b>RECAPITULATION.</b>											
British Empire.....	4,905	3,280	5,500	3,469	8,909	British Empire.....	312,910	220,128	343,812	217,032	507,558
Foreign Countries.....	5,999	716	1,900	680	294	Foreign Countries.....	320,527	40,190	151,492	55,499	20,759
<b>HARROWS.</b>											
	No.	No.	No.	No.	No.		No.	No.	No.	No.	\$
United Kingdom.....	721	380	915	579	1,046	United Kingdom.....	8,345	4,738	10,257	6,671	\$ 17,261
British Africa, East.....						British Africa, East.....	96				
British Africa, South.....	1,668		349	909	708	British Africa, South.....	30,625	26,478	4,805	15,235	17,147
British East Indies—						British East Indies—					
India.....	22	17	127	106		India.....	152	327	1,206	1,206	
Straits Settlements.....	102	25	60	22		Straits Settlements.....	1,841	444	807	266	
Other.....	6	24	24	36	6	Other.....	107	963	428	630	120
British Oceania—						British Oceania—					
Australia.....	1,202	2,448	1,339	3,186	801	Australia.....	17,655	13,121	18,185	24,336	12,131
New Zealand.....	843	857	545	80		New Zealand.....	29,852	20,728	15,911	20,143	2,586
Newfoundland.....	28	42	24	13	24	Newfoundland.....	434	734	411	45	335
Argentine Republic.....	119	85	182	236	53	Argentine Republic.....	3,122	2,780	4,623	4,745	2,156
Austria-Hungary.....	70	2				Austria-Hungary.....	1,365				
Belgium.....	234					Belgium.....	1,594				
Brazil.....	4				7	Brazil.....	200				114



## SESSIONAL PAPER No. 10b

Chile.....	12	6	62	62	Chile.....	240	125	564	1,248
Cuba.....	1	12	9	9	Cuba.....	87	1,524	633	633
Denmark.....	1	1	1	1	Denmark.....	155	2,154	159	159
France.....	680	80	87	87	France.....	7,839	416	879	4,545
French Africa.....	19	12			French Africa.....	114			
Germany.....	20				Germany.....	408			
Italy.....	6				Italy.....	132			
Morocco.....			4	4	Morocco.....			49	
Netherlands.....					Netherlands.....				
Dutch East Indies.....			12	12	Dutch East Indies.....			252	
Russia.....	1,340	7	8	8	Russia.....	15,962	924	1,328	
Spain.....	9	30	30	30	Spain.....	173		255	
United States.....	126	584	847	847	United States.....	5,585	17,368	29,068	33,365
Uruguay.....	100	108	12	12	Uruguay.....	945	1,035	78	
Total.....	7,329	6,164	6,920	6,920	Total.....	126,853	79,813	106,612	91,008
RECAPITULATION.					RECAPITULATION.				
British Empire.....	4,598	5,235	5,606	5,606	British Empire.....	89,107	52,060	68,602	49,580
Foreign Countries.....	2,731	929	1,314	1,304	Foreign Countries.....	37,746	27,753	38,010	41,428

Harvesters and Binders.

United Kingdom.....	No.	No.	No.	No.	United Kingdom.....	\$	\$	\$	\$
British Africa, South.....	2,278	1,442	4,539	1,571	British Africa, South.....	233,131	146,059	469,479	170,975
British Oceania.....	247	310	164	110	British Oceania.....	25,347	20,861	17,432	12,110
Australia.....	3,204	1,660	3,383	2,723	Australia.....	352,866	179,495	370,340	308,611
New Zealand.....	482	270	329	640	New Zealand.....	51,606	28,485	35,450	129,105
Newfoundland.....	384			1	Newfoundland.....	65,185			26,298
Argentine Republic.....	1,164	78		25	Argentine Republic.....	124,415			
Austria-Hungary.....	689	108			Austria-Hungary.....	17,698			
Belgium.....	195	8			Belgium.....	71,224			
Chile.....	296	244	100	15	Chile.....	22,572			
Denmark.....	5,912	499	745	233	Denmark.....	23,212		12,504	542
France.....	274	4	80	517	France.....	53,751		77,818	16,877
French Africa.....	7,511	1,035			French Africa.....	31,010		8,914	67,848
Germany.....	43				Germany.....	756,134			
Greece.....	161	63		6	Greece.....	4,514			
Italy.....	1,247	418	12	20	Italy.....	15,812			
Morocco.....	2	4			Morocco.....	6,495			654
Netherlands.....	2				Netherlands.....	42,007		1,320	2,247
Norway.....	2				Norway.....	360			
Portugal.....	390				Portugal.....	203			
Roumania.....	4,221	281	135	1,947	Roumania.....	41,943		13,638	189,496
Russia.....	162	170	125		Russia.....	447,503		31,651	225,812
Serbia.....	95	56	26	20	Serbia.....	9,950		17,401	
Spain.....	55	59	322	76	Spain.....	16,461		12,754	
Sweden.....	2				Sweden.....	9,868		2,713	
Turkey.....	250				Turkey.....	5,889		34,534	
United States.....					United States.....	7,312		15,906	12,861
Uruguay.....					Uruguay.....	25,950			
Total.....	20,276	6,799	9,960	7,392	Total.....	3,008,797	695,858	1,056,896	867,294
RECAPITULATION.					RECAPITULATION.				
British Empire.....	6,211	3,682	8,415	5,045	British Empire.....	602,950	374,900	892,701	562,721
Foreign Countries.....	23,065	3,117	1,545	2,347	Foreign Countries.....	2,405,847	320,958	164,195	278,327

No. 20—Exports of Canadian Produce, by Articles and Countries, during Fiscal Years ended March 31, 1914-1918—*Con.*

Exported to—	1914	1915	1916	1917	1918	Exported to—	1914	1915	1916	1917	1918
United Kingdom.....	No. 878	No. 1,258	No. 1,093	No. 898	No. 2,598	United Kingdom.....	\$ 20,270	\$ 42,885	\$ 38,746	\$ 32,100	\$ 107,775
British Africa, South.....	311	65	199	273	237	British Africa, South.....	11,145	2,519	6,509	9,074	7,741
British East Indies—						British East Indies—					
India.....	12			6	1	India.....	481			184	33
Straits Settlements.....					9	Straits Settlements.....					303
British Oceania—						British Oceania—					
Australia.....	1,099	467	1,001	634	1,357	Australia.....	38,255	16,123	36,772	22,115	55,654
New Zealand.....	362	485	332	31	459	New Zealand.....	15,544	14,314	13,462	1,270	17,406
British West Indies.....						British West Indies.....					33
Newfoundland.....	35	50	7	34	37	Newfoundland.....	1,138	2,036	203	1,467	1,767
Argentina Republic.....	324		28	200	409	Argentina Republic.....	12,558		921	6,840	27,550
Belgium.....	420	40				Belgium.....	14,248				
Austria-Hungary.....	772	155				Austria-Hungary.....	23,933	1,359			
Chile.....	4					Chile.....	149	5,449			
Denmark.....	128	40			35	Denmark.....	4,262	1,535			
France.....	10,705	1,805	2,424	3,326	3,267	France.....	358,089	58,335	88,148	124,907	1,976
French Africa.....	106		30	1		French Africa.....	3,865		1,762	161,361	
St. Pierre and Miquelon.....				1	1	St. Pierre and Miquelon.....			25	50	65
Germany.....	4,273	1,871				Germany.....	148,663	68,353			
Greece.....	10					Greece.....	308				
Italy.....	703	20		65		Italy.....	23,467	703		2,305	
Morocco.....				44		Morocco.....				1,696	
Netherlands.....	2,189	847	90			Netherlands.....	79,013	34,423	3,423		
Norway.....	40					Norway.....	1,207				
Portugal—						Portugal—					
Portuguese Africa.....	100				35	Portuguese Africa.....	3,500				1,367
Roumania.....	45					Roumania.....	1,488				
Russia.....	3,814	323	440	2,333	1,534	Russia.....	128,395	9,561	14,916	83,365	58,926
Spain.....	85	75	105			Spain.....	2,755	2,377	3,134		
Sweden.....	40		88		25	Sweden.....	1,458		2,737		994
Turkey.....	15					Turkey.....	508				
United States.....	3	3	327	281	31	United States.....	140	195	11,932	9,833	1,457
Total.....	26,503	7,512	6,220	8,126	10,061	Total.....	903,889	260,709	222,920	295,406	445,038
RECAPITULATION.						RECAPITULATION.					
British Empire.....	2,697	2,325	2,682	1,876	4,699	British Empire.....	96,883	77,877	95,752	66,210	190,812
Foreign Countries.....	23,806	5,187	3,538	6,250	5,362	Foreign Countries.....	807,006	182,832	127,168	229,196	254,226

## METALS AND MINERALS—Continued.

## IRON AND STEEL.—Continued.

## AGRICULTURAL IMPLEMENTS—Continued.

## Mowing Machines.

## SESSIONAL PAPER No. 106

## Ploughs.

	No.	No.	No.	No.	No.	No.	\$	\$	\$	\$	\$
United Kingdom.....	621	502	1,723	2,437	6,473		8,400	9,766	38,569	76,421	516,884
British Africa, East.....	14						364				
British Africa, South.....	5,313	5,278	2,257	7,101	8,294		181,328	137,343	45,759	198,121	280,170
British East Indies—											
India.....	31	67	120	37			895	779	770	1,342	113
Straits Settlements.....	10		12	22	10		223		88	287	
British Oceania—											
Australia.....	5,533	4,418	7,257	6,744	4,313		123,256	93,864	123,038	123,368	152,136
Fiji.....									1,771		
New Zealand.....	616	732	791	576	156		9,098	12,243	11,275	8,295	2,372
British West Indies.....	1	12			6		21	87	424	845	409
Newfoundland.....	51	101	39	55	30		533	613	69,333	202,769	209,718
Argentine Republic.....	1,248	1,441	1,694	4,673	3,856		61,818	54,180	325	265	75
Brazil.....	100	45	1		2		3,800	876		45	
Chile.....	50	1	20	58			821	40			
Cuba.....	5	44	92	35	204		1,871	1,558	7,080	19,515	11,776
France.....	6	4					910	163		1,554	
French Africa.....	7	1		5			582	2,911		310	
Germany.....		12									
Greece.....		4			25						
Italy.....					2						
Norway.....	121	138		88			1,739	282		130	3,891
Portugal.....	1							1,145		761	
Portuguese Africa.....	1						409				
Russia.....	2			11			1,424			190	
Switzerland.....					10						
United States.....	350	532	983	460	517		9,062	15,987	22,064	13,172	1,551
Uruguay.....	240	241	215	50	60		2,319	7,009	2,775	1,864	2,328
Total.....	14,331	13,573	15,248	22,375	23,958		408,883	339,301	323,301	649,254	1,197,631
RECAPITULATION.											
British Empire.....	12,190	11,110	12,244	16,972	19,282		324,118	254,695	221,724	408,679	952,213
Foreign Countries.....	2,141	2,463	3,004	5,403	4,676		84,765	84,606	101,577	240,575	245,418

## Rakes, Hay.

	No.	No.	No.	No.	No.	No.	\$	\$	\$	\$	\$
United Kingdom.....	573	317	361	141	424		13,402	6,427	8,250	2,746	8,977
British Africa, South.....	176	59	117	125	132		3,641	1,499	2,033	2,426	3,256
British Oceania—											
Australia.....	422	535	726	46	685		9,928	10,975	14,731	983	16,968
New Zealand.....	292	311	210	53	279		6,391	6,269	4,227	1,315	7,367
Newfoundland.....	17	46	11	14	18		402	941		345	547
Argentine Republic.....	176		22		30		3,311	579	442	623	
Austria-Hungary.....	237	30					7,182				
Belgium.....	77						2,494				
Chile.....	34		21		46		775			430	942
Denmark.....		6			20			113			432

No. 20—Exports of Canadian Produce, by Articles and Countries, during Fiscal Years ended March 31, 1914-1918—*Con.*

Exported to—	1914	1915	1916	1917	1918	Exported to—	1914	1915	1916	1917	1918
France.....	No. 1,385	No. 24	No. 379	No. ....	No. 480	France.....	\$ 45,421	\$ 726	\$ 13,656	\$ .....	\$ 17,904
French Africa.....	94	60	.....	.....	.....	French Africa.....	2,918	.....	.....	.....	.....
Germany.....	2,634	33	.....	.....	.....	Germany.....	107,237	1,158	.....	.....	.....
Greece.....	308	10	.....	.....	.....	Greece.....	7,305	427	.....	.....	.....
Italy.....	539	52	.....	.....	.....	Italy.....	19,770	1,877	433	312	.....
Morocco.....	1	.....	.....	.....	.....	Morocco.....	17	.....	.....	.....	.....
Netherlands.....	.....	.....	.....	.....	.....	Netherlands.....	.....	.....	.....	.....	.....
Portugal.....	102	.....	.....	.....	.....	Portugal.....	.....	.....	.....	.....	.....
Portuguese Africa.....	2,657	312	528	.....	54	Portuguese Africa.....	2,012	5,162	10,101	30,007	1,191
Russia.....	.....	48	36	.....	1,569	Russia.....	60,909	806	650	60	37,232
Spain.....	.....	48	.....	.....	3	Spain.....	.....	887	.....	.....	.....
Sweden.....	9	197	.....	.....	16	Sweden.....	162	9,867	57	289	214
Turkey.....	.....	.....	.....	.....	.....	Turkey.....	.....	.....	.....	.....	.....
United States.....	.....	.....	.....	.....	.....	United States.....	.....	.....	.....	.....	.....
Total.....	9,764	2,055	2,409	1,847	3,744	Total.....	283,788	47,773	54,989	38,913	95,713
RECAPITULATION.						RECAPITULATION.					
British Empire.....	1,478	1,208	1,431	379	1,538	British Empire.....	33,764	26,111	29,560	7,815	37,115
Foreign Countries.....	8,286	787	978	1,468	2,206	Foreign Countries.....	260,024	21,662	25,429	31,098	58,598

## Reapers.

Exported to—	No. 10	No. 4	No. ....	No. 414	No. 26	Exported to—	\$ 660	\$ 220	\$ .....	\$ 21,794	\$ 1,730
United Kingdom.....	4	18	1	25	.....	United Kingdom.....	229	1,127	291	1,463	.....
British Africa, South.....	169	.....	40	.....	.....	British Africa, South.....	9,802	.....	2,371	.....	.....
British Oceania.....	20	.....	.....	.....	.....	British Oceania.....	1,124	.....	.....	.....	.....
New Zealand.....	8	.....	.....	.....	.....	New Zealand.....	457	.....	.....	.....	.....
Austria-Hungary.....	15	.....	.....	.....	.....	Austria-Hungary.....	834	.....	.....	.....	.....
Belgium.....	8	.....	.....	.....	.....	Belgium.....	47,327	2,582	10,773	1,060	1,750
Chile.....	888	40	190	16	202	Chile.....	93,206	19,530	.....	.....	333
Denmark.....	1,574	273	.....	.....	.....	Denmark.....	4,660	.....	.....	.....	13,230
France.....	90	.....	.....	.....	.....	France.....	1,500	.....	.....	.....	.....
Germany.....	28	.....	.....	.....	.....	Germany.....	6,010	300	.....	.....	.....
Greece.....	100	5	.....	.....	.....	Greece.....	682	.....	.....	.....	.....
Italy.....	12	.....	.....	.....	.....	Italy.....	8,624	.....	.....	.....	.....
Netherlands.....	150	.....	.....	.....	.....	Netherlands.....	.....	.....	.....	.....	.....
Portugal.....	.....	.....	.....	.....	.....	Portugal.....	.....	.....	.....	.....	.....
Roumania.....	.....	.....	.....	.....	.....	Roumania.....	.....	.....	.....	.....	.....



## SESSIONAL PAPER No. 10b

Russia.....	1,617	383	1,840	780	92,146	16,017	124,721	52,578
Serbia.....	8							
Spain.....	458	150	275		25,488	8,244	13,757	10,086
Sweden.....	27	3			1,795	170		
Turkey.....	65		2		3,657	111		
United States.....		2					120	
Uruguay.....			3				172	
Total.....	5,293	902	2,572	1,039	301,610	48,301	168,250	69,621
RECAPITULATION.								
British Empire.....	183	22	439	26	10,691	1,347	23,257	1,730
Foreign Countries.....	5,110	880	2,133	1,013	290,919	46,954	144,993	67,891

## Seeders.

United Kingdom.....	No.	No.	No.	No.	\$	\$	\$	\$
Newfoundland.....		1				11		
France.....			17				30	
United States.....	21	10	3	9	1,140	659	1,771	850
Total.....	21	11	3	18	1,140	670	1,801	850
RECAPITULATION.								
British Empire.....		1				11	30	
Foreign Countries.....	21	10	3	17	1,140	659	1,771	850

## Other Agricultural Implements.

United Kingdom.....	\$	\$	\$	\$	\$	\$	\$	\$
Bermuda.....	71,505	40,982	169,126	127,069		107		
British Africa, South.....		20		8				
British East Indies—	10,940	6,133	25,773	21,569	22,542	8,135	1,586	2,015
India.....	250				9,319	8,475	4,199	4,652
Straits Settlements.....			27	26				
British Oceania—				73				
Australia.....	35,429	17,380	15,491	14,379	9,155	255	58	10,331
Papua.....					9,529	546		67
New Zealand.....	18,285	10,282	11,357	18	13,476	5,249	1,242	2,716
British West Indies.....		60	35	14,118	32,025	5,252	4,960	1,340
Newfoundland.....	1,931	2,450	2,992	96		78,232	55,520	49,084
Argentina.....	46,852	9,827	32,677	4,987	32,050		22,056	50
Belgium.....	23,196	700		26,575			88	
Chile.....	2,808	15						
Brazil.....	145		28	18	27	800		
Cuba.....			170	655		254		
Denmark.....	5,195	5,833	7	904				
France.....	65,469	38,172	2,760	77	388,956	263,776	343,635	312,926
Germany.....	1,132		12,978	2,207				
St. Pierre and Miquelon.....			145	33,352				
Total.....	17,736	20,080		28	138,340	86,307	147,325	182,943
RECAPITULATION.					250,616	177,469	92,387	130,583
British Empire.....								
Foreign Countries.....								

No. 20—Exports of Canadian Produce, by Articles and Countries, during Fiscal Years ended March 31, 1914-1918—*Con.*

Exported to—	1914	1915	1916	1917	1918	Exported to—	1914	1915	1916	1917	1918
<b>METALS AND MINERALS—Continued.</b> <b>IRON AND STEEL—Continued.</b> <b>AGRICULTURAL IMPLEMENTS—Continued.</b> <b>Parts of Agricultural Implements.</b>											
United Kingdom.....	\$ 77,347	\$ 53,524	\$ 97,608	\$ 153,598	\$ 289,788	Italy.....	\$ 2,974	\$ 1,082	\$ 2,139	\$ 3,770	\$ 110
British Africa, East.....	136	20	19	19	19	Mexico.....	4,53	1,770	805	.....	.....
British Africa, South.....	44,054	67,499	47,946	72,739	140,181	Netherlands.....	4,034	1,770	805	.....	.....
British East Indies—	.....	.....	.....	.....	.....	Norway.....	144	1,223	1,890	9,907	.....
India.....	94	172	412	1,123	218	Peru.....	10	22	8	230	.....
Strait Settlements.....	421	214	75	22	.....	Portugal.....	131	289	7	26	.....
Orient.....	.....	.....	.....	.....	.....	Roumania.....	114	30	.....	.....	.....
British Oceania—	.....	.....	.....	.....	.....	Russia.....	2,455	28,961	21,038	55,471	33,259
Australia.....	200,336	288,814	159,278	230,468	192,007	Sardinia.....	112,708	.....	2,745	9,373	448
British West Indies.....	47,454	24,938	24,714	24,714	23,660	Spain.....	3,848	2,647	2,731	2,612	2,612
New Zealand.....	191	31	14	16	394	Sweden.....	1,485	367	.....	.....	27
British West Indies.....	299	.....	17	300	.....	Switzerland.....	448	7	.....	.....	.....
Newfoundland.....	61,697	22,974	26,503	67,216	52,953	Turkey.....	.....	.....	.....	.....	.....
Argentina Republic.....	11,584	3,132	.....	.....	.....	Turkey States.....	39,289	51,891	116,164	120,655	138,803
Austria-Hungary.....	5,215	3,033	.....	.....	.....	United States.....	3,559	589	5,274	1,386	1,205
Belgium.....	4,917	2,964	1,029	1,228	7,665	Uruguay.....	.....	.....	.....	.....	.....
Brazil.....	46	65	1,029	3,100	1,119	Venezuela.....	.....	.....	.....	.....	.....
Canada.....	1,850	1,664	1,148	7,722	1,119	Total.....	879,214	648,892	511,797	833,173	990,010
Denmark.....	125,931	82,172	58,274	63,733	98,060	RECAPITULATION.					
France.....	8,162	1,243	1,042	1,898	52	British Empire.....	370,298	435,389	329,036	488,000	640,277
Germany.....	117,225	10,819	.....	.....	.....	Foreign Countries.....	508,916	213,503	242,161	345,173	343,733
Greece.....	542	250	.....	.....	371						
Honduras.....	29	.....	.....	.....	.....						

## TOTAL AGRICULTURAL IMPLEMENTS.

	1914	1915	1916	1917	1918		1914	1915	1916	1917	1918
United Kingdom.....	\$ 488,367	\$ 354,384	\$ 961,074	\$ 594,912	\$ 1,337,904	Italy.....	\$ 54,698	\$ 9,980	\$ 3,306	\$ 8,273	\$ 7,781
Bermuda.....	40	20	.....	.....	8	Mexico.....	53	.....	.....	.....	.....
British Africa, East.....	19	.....	.....	.....	.....	Norocco.....	.....	.....	.....	4,634	2,015
British Africa, South.....	333,054	269,357	103,877	302,294	508,569	Netherlands.....	250,297	89,121	7,567	6,141	.....
British East Indies—	.....	.....	.....	.....	.....	Dutch East Indies.....	.....	.....	.....	352	4,632
India.....	1,391	1,278	2,099	3,945	59	Norway.....	13,011	11,606	9,782	17,114	.....
Strait Settlements.....	3,363	658	1,191	573	707	Peru.....	1,016	22	8	230	.....
Orient.....	107	963	503	650	120	Portugal.....	191	289	7	84	2,558
British Oceania—	.....	.....	.....	.....	.....	Roumania.....	64,370	3,130	69,907	521,969	381,882
Australia.....	1,127,467	839,693	1,059,907	921,231	774,943	Russia.....	1,140,470	124,673	.....	.....	.....
New Zealand.....	237,081	176,542	140,412	176,118	99,469	Sardinia.....	1,528	.....	.....	.....	.....
British West Indies.....	128	.....	.....	.....	.....	Spain.....	52,136	44,147	40,792	38,097	4,898
Newfoundland.....	4,848	6,899	4,334	10,391	8,329	Sweden.....	28,858	13,086	13,268	4,348	9,899
Argentine Republic.....	279,541	89,765	264,568	397,394	366,485	Switzerland.....	.....	.....	.....	.....	1,578

9 GEORGE V, A. 1919

Austria-Hungary	162,051	10,415				Turkey	11,589	182		
Belgium	128,847	26,880	575	1,928		United States	93,049	191,974	280,785	227,673
Brazil	7,510	891	575	6,844		Hawaii				80
Chile	34,312	4,614				Porto Rico				88
Colombia			75			Uruguay	32,800	8,993	9,789	3,347
Cuba	2,054	1,971	9,464	27,870	1,106	Venezuela		254	34	50
Denmark	45,077	33,069	19,149	29,239		Total	7,219,520	2,892,096	3,353,635	
France	1,311,284	254,408	290,559	231,335	465,156	RECAPITULATION.				
French Africa	49,745	3,190	11,804	2,359	52	British Empire	2,196,499	1,050,579	2,841,217	3,230,613
St. Pierre and Miquelon			25	89	93	Foreign Countries	5,023,021	1,151,517	1,012,418	1,562,144
Germany	1,242,011	228,213	395	336	4,262					
Greece	10,625	639								
Honduras	20									

## BARS AND RODS.

	Ton.	Ton.	Ton.	Ton.	Ton.	\$	\$	\$	\$	\$
United Kingdom.....						6,185	United Kingdom.....			410,225
British Africa, South.....						2,732	British Africa, South.....			201,253
British East Indies—							British East Indies—			
India.....						105	India.....			7,267
Straits Settlements.....						113	Straits Settlements.....			10,760
British Guiana.....						32	British Guiana.....			2,805
British Oceania—							British Oceania—			
Australia.....						1,582	New Zealand.....			118,097
New Zealand.....						1,200	British West Indies.....			128,902
British West Indies.....						208	Hong Kong.....			168,786
Hong Kong.....						1,208	Newfoundland.....			185,358
Newfoundland.....						991	Brazil.....			5,814
Brazil.....						108	Chile.....			1,063
Chile.....						20	China.....			82,466
China.....						956	Denmark—			
Denmark—							Greenland, Iceland, etc.....			64
Greenland, Iceland, etc.....						1	Ecuador.....			271
Ecuador.....						5	France.....			4,961,260
France.....						41,988	St. Pierre and Miquelon.....			264
St. Pierre and Miquelon.....						4	Japan.....			1,082,263
Japan.....						11,599	Netherlands—			
Netherlands—							Dutch East Indies.....			22,444
Dutch East Indies.....						287	Siam.....			9,920
Siam.....						100	United States.....			368,442
United States.....						5,059	Hawaii.....			474
Hawaii.....						3	Uruguay.....			2,262
Uruguay.....						41	Total.....			7,716,318
Total.....						74,524	RECAPITULATION.			
RECAPITULATION.							British Empire.....			1,179,311
British Empire.....						14,353	Foreign Countries.....			6,537,007
Foreign Countries.....						60,171				

No. 20—Exports of Canadian Produce, by Articles and Countries, during Fiscal Years ended March 31, 1914-18—*Con.*

Exported to—	1914	1915	1916	1917	1918	Exported to—	1914	1915	1916	1917	1918
United Kingdom.....	Ton	Ton	Ton	Ton	Ton	United Kingdom.....	\$	\$	\$	\$	\$
Newfoundland.....					212	Newfoundland.....					13,759
France.....					8	France.....					953
Italy.....					6,260	Italy.....					423,828
United States.....					32	United States.....					2,777
Total.....					47,128	Total.....					1,858,761
RECAPITULATION.					53,680	RECAPITULATION.					2,290,378
British Empire.....					220	British Empire.....					14,012
Foreign Countries.....					53,440	Foreign Countries.....					2,285,366

BILLETS, INGOTS AND BLOOMS.

METALS AND MINERALS—Continued.

IRON AND STEEL—Continued.

CASTINGS, N.O.P.

United Kingdom.....	\$	\$	\$	\$	\$	Germany.....	\$	\$	\$	\$	\$
Bermuda.....	1,654	127,522	2,391	2,330	300	United States.....					650,700
British Africa, South.....	352			283	5	Alaska.....					28
British Oceania.....					18	Total.....					662,840
Australia.....	25			4,404	7,480	RECAPITULATION.					
Newfoundland.....	4,636	2,945	3,889		305	British Empire.....					7,812
Belgium.....					3,515	Foreign Countries.....					655,028
Brazil.....											
China.....											
Cuba.....											
France.....	27	87			113						
St. Pierre and Miquelon.....	285	230	267	345	328						



## SESSIONAL PAPER No. 10b

## CHROMIC IRON.

	Ton.	Ton.	Ton.	Ton.	Ton.	\$	\$	\$	\$	\$	\$
United Kingdom.....											
United States.....	79	11,735	13,163	17,422	United Kingdom.....						
Total.....	79	11,735	13,163	17,422	United States.....						
RECAPITULATION.					Total.....						
British Empire.....	79	11,735	13,163	17,422	RECAPITULATION.						
Foreign Countries.....	79	11,735	13,163	17,422	British Empire.....						
					Foreign Countries.....						
					Total.....						
					RECAPITULATION.						
					British Empire.....						
					Foreign Countries.....						
					Total.....						

## CREAM SEPARATORS.

	\$	\$	\$	\$	\$	\$	\$	\$	\$	\$	\$
United Kingdom.....	553	2,250			Germany.....	332					
British Africa, South.....		2,002			United States.....	5,958	45,360	25,821	59,895	72,854	
British East Indies—					Uruguay.....			30			
India.....					Total.....	17,090	49,819	44,885	80,775	116,278	
British Oceania.....					RECAPITULATION.						
New Zealand.....					British Empire.....	553	4,459	3,640	7,645	10,106	
British West Indies.....		207			Foreign Countries.....	16,537	45,360	41,245	73,129	106,172	
Newfoundland.....					Total.....						
Argentine Republic.....					RECAPITULATION.						
France.....	10,247				British Empire.....						
					Foreign Countries.....						
					Total.....						

## ENGINES, GASOLINE.

	No. 1	No. 37	No. 27	No. 6	No.	\$	\$	\$	\$	\$	\$
United Kingdom.....											
British Oceania—											
Australia.....	2			8	United Kingdom.....	100					
New Zealand.....	8		1	5	British Oceania—						
British West Indies.....		8	3	4	Australia.....	314					
Newfoundland.....	518	774	413	712	New Zealand.....	622					
Colombia.....		1			British West Indies.....	73,120					
France—					Newfoundland.....						
St. Pierre and Miquelon.....	23	9	4	4	Colombia.....						
Japan.....					France—	1,820					
Peru.....	92	65	87	68	St. Pierre and Miquelon.....						
United States.....					Japan.....	12,290					
Total.....	644	894	535	897	Peru.....						
RECAPITULATION.					United States.....						
British Empire.....	529	819	444	735	Total.....	88,266	116,607	85,641	133,673	172,024	
Foreign Countries.....	115	75	91	72	RECAPITULATION.						
					British Empire.....						
					Foreign Countries.....						
					Total.....						

No. 20—Exports of Canadian Produce, by Articles and Countries, during Fiscal Years ended March 31, 1914-1918—*Con.*

Exported to—	1914	1915	1916	1917	1918	1913	Exported to—	1914	1915	1916	1917	1918
United Kingdom.....	Ton.	Ton.	Ton.	Ton.	Ton.	Ton.	United Kingdom.....	\$	\$	\$	\$	\$
British Africa, South.....						16,498	British Africa, South.....					
British East Indies—						1	British East Indies—					
India.....						112	India.....					
British Oceania—							British Oceania—					
Australia.....	85	82				321	Australia.....					
Brazil.....		2				11	Brazil.....					
Japan.....	146	448				190	Japan.....					
Russia.....		1,068				4,334	Russia.....					
United States.....		6,631				9,109	United States.....					
Total.....		6,901				27,279	Total.....					
RECAPITULATION.							RECAPITULATION.					
British Empire.....	124		5,093	13,601		16,819	British Empire.....					
Foreign Countries.....	6,777		7,300	13,678		12,824	Foreign Countries.....					

GAS BUOYS AND PARTS OF.

United Kingdom.....	\$	\$	\$	\$	\$	\$	Mexico.....	\$	\$	\$	\$	\$
Aden.....	2,000	1,850				925	Nicaragua.....	115				
Bermuda.....		62					Panama.....	1,024				
British East Indies—		10					Russia.....	150				
India.....	2,700						Salvador.....	1,885				
British Oceania—							Turkey.....	2,845				
Australia.....	2,822	2,000					United States.....	20				
British West Indies.....		9					Total.....	236				
Brazil.....		9,409					Total.....	18,832				
Colombia.....	1,545	317					RECAPITULATION.					
Honduras.....		35					British Empire.....					
Italy.....	129						Foreign Countries.....					
Japan.....	2,821	3,839					Total.....					



No. 20—Exports of Canadian Produce, by Articles and Countries, during Fiscal Years ended March 31, 1914-1918—*Con.*

Exported to—	1914	1915	1916	1917	1918	Exported to—	1914	1915	1916	1917	1918
METALS AND MINERALS—Continued.											
IRON AND STEEL—Continued.											
MACHINERY.											
Linotype Machines and Parts of.											
United Kingdom.....	\$ 562	\$ 78	\$ 370	\$ 28	\$ 89	United States.....	\$ 5,002	\$ 4,200	\$ 9,074	\$ 30,158	\$ 3,336
British Africa, South.....	50					Total.....	10,986	6,035	11,130	30,639	6,852
British Oceania—						RECAPITULATION.					
Australia.....	4,675	1,674	1,650	453	2,172	British Empire.....	5,237	1,835	2,020	481	3,333
Newfoundland.....		83			1,092	Foreign Countries.....	5,699	4,200	9,110	30,15	3,499
Brazil.....	192		36		45						
Colombia.....					118						
Panama.....	505										
Sewing Machines and parts of.											
United Kingdom.....	No. 19	No. 163	No. 505	No.	No.	United Kingdom.....	\$ 800	\$ 4,938	\$ 7,919	\$ 25,037	\$ 6,026
Bermuda.....						Bermuda.....				20	50
British Africa, South.....						British Africa, South.....				386	15
British Africa, West.....			34			British Africa, West.....					67
British Guiana.....						British Guiana.....					
British Oceania—						British Oceania—		30			
Australia.....			67			Australia.....				372	210
New Zealand.....			1			New Zealand.....				223	
British West Indies.....			1			British West Indies.....				50	40
Hong Kong.....	1					Hong Kong.....	25			11	
Newfoundland.....	337	338	507			Newfoundland.....	5,105	3,700	5,278	50	
Argentina Republic.....						Argentina Republic.....				4,416	7,987
Austria-Hungary.....	1	2				Austria-Hungary.....	50	175		85	36,251
Belgium.....	3					Belgium.....	150				
Brazil.....						Brazil.....					
China.....	2,287		1			China.....	27,585		60		72,655
Cuba.....						Cuba.....					50
Denmark.....						Denmark.....					65
Greenland, Iceland, etc.....	1					Greenland, Iceland, etc.....	60				
France.....	1		1			France.....	75		25	3,482	1,790
St. Pierre and Miquelon.....						St. Pierre and Miquelon.....				21	
Germany.....	1					Germany.....	50				
Italy.....	2					Italy.....	120			67	
Japan.....	3,496					Japan.....	45,396			23,153	65
Korea.....	415					Korea.....	5,159				
Russia.....	1					Russia.....	50				
Spain.....						Spain.....				32	
Turkey.....	1					Turkey.....	45				
United States.....	488	2,522	594			United States.....	13,953	24,351	14,018	30,345	29,550
Alaska.....	1		3			Alaska.....	25		65		55



## SESSIONAL PAPER No. 10b

Hawaii	1	50
Total	7,055	3,026
RECAPITULATION.		
British Empire	357	502
Foreign Countries	6,698	2,524
Total	7,055	3,026
RECAPITULATION.		
British Empire	357	502
Foreign Countries	6,698	2,524
Total	7,055	3,026
RECAPITULATION.		
British Empire	357	502
Foreign Countries	6,698	2,524
Total	7,055	3,026

## Threshing Machines.

Hawaii	1	50
Total	98,648	33,244
RECAPITULATION.		
British Empire	5,920	8,718
Foreign Countries	92,718	24,526
Total	98,648	33,244
RECAPITULATION.		
British Empire	5,920	8,718
Foreign Countries	92,718	24,526
Total	98,648	33,244
RECAPITULATION.		
British Empire	5,920	8,718
Foreign Countries	92,718	24,526
Total	98,648	33,244

## Typewriters.

Hawaii	1	50
Total	7,055	3,026
RECAPITULATION.		
British Empire	357	502
Foreign Countries	6,698	2,524
Total	7,055	3,026
RECAPITULATION.		
British Empire	357	502
Foreign Countries	6,698	2,524
Total	7,055	3,026
RECAPITULATION.		
British Empire	357	502
Foreign Countries	6,698	2,524
Total	7,055	3,026

No. 20—Exports of Canadian Produce, by Articles and Countries, during Fiscal Years ended March 31, 1914-1918—*Con.*

Exported to—	1914	1915	1916	1 7	1918	Exported to—	1914	1915	1916	1917	1918
France.....	No. 379	No. 283	No.	No.	No. 8	France.....	\$ 26,324	\$ 20,781	\$	\$	\$ 310
St. Pierre and Miquelon.....						St. Pierre and Miquelon.....					12
Germany.....		114				Germany.....	147	7,320		33	
Italy.....	3					Italy.....	22,368	14,042	9,577		60
Japan.....	367	228	158	204	248	Japan.....			9,722		8,669
Netherlands.....		139			1	Netherlands.....				12,556	13
Dutch East Indies.....						Dutch East Indies.....				7,080	
Dutch Guiana.....						Dutch Guiana.....				2,630	
" West Indies.....						" West Indies.....					273
Russia.....						Russia.....					1,188
Siam.....					8	Siam.....	50				6,435
Spain.....	1				30	Spain.....				5,333	30
Sweden.....					102	Sweden.....					75
United States.....	186	156	132	124	1	United States.....	10,794	8,443	11,689		
Hawaii.....					2	Hawaii.....					
Venezuela.....						Venezuela.....					
Total.....	3,126	2,674	3,349	3,323	1,974	Total.....	204,502	173,211	228,710	224,935	82,833
RECAPITULATION.						RECAPITULATION.					
British Empire.....	2,152	1,876	2,908	2,849	1,569	British Empire.....	142,319	121,340	196,762	197,303	65,668
Foreign Countries.....	974	798	441	474	405	Foreign Countries.....	62,183	51,871	31,948	27,632	17,165

Washing Machines, Domestic, including Wringers.

United Kingdom.....	\$ 1,775	\$ 15,735	\$ 4,191	\$ 120	\$	Germany.....	\$ 11,485	\$ 2,974	\$	\$
Bermuda.....	22	61	6			Norway.....	158	6		
British Africa, South.....	33	141	1,243	1,137	364	Russia.....	1,703	547		
British Oceania.....						Sweden.....	133	489		
Australia.....	1,055	1,594	632	382	250	United States.....	235	667	82	555
New Zealand.....	9,698	7,905	6,513	4,437	1,249	Total.....	27,504	31,252	13,159	7,470
British West Indies.....	53	15		844	5,022	RECAPITULATION.				
Newfoundland.....	516	450	266	120		British Empire.....	13,069	25,901	12,856	6,885
Argentine Republic.....	278	11	221			Foreign Countries.....	14,435	5,351	303	585
Denmark.....	264	545								
France.....	129	109		2						
St. Pierre and Miquelon.....		3								

TOTAL MACHINERY.

[illegible]

No. 20—Exports of Canadian Produce, by Articles and Countries, during Fiscal Years ended March 31, 1914-1918—Con.

Exported to—	1914	1915	1916	1917	1918	Exported to—	1914	1915	1916	1917	1918
British West Indies.....	\$ 128	\$ 415	\$ 599	\$ 2,921	\$ 3,693	Roumania.....	\$ 237	\$ 11,948	\$ 34,288	\$ 57,672	\$ 34,370
Hong Kong.....	685	289	.....	250	.....	Russia.....	1,753	198	500	65	111
Malta.....	6,816	1,938	250	43,825	125,123	Salvador.....	.....	.....	.....	.....	273
Newfoundland.....	61,387	25,509	29,114	43,825	41,116	San Domingo.....	.....	.....	.....	.....	3,752
Argentine Republic.....	372,365	21,181	456,603	644	.....	Spain.....	209	439	2,284	23,365	1,222
Austria-Hungary.....	250	175	.....	.....	.....	Sweden.....	133	.....	5,646	.....	.....
Belgium.....	2,470	1,485	.....	.....	.....	Turkey.....	225,989	547,704	420,656	745,103	1,604,145
Belgian Congo.....	844	94	.....	.....	.....	United States.....	490	30	372	800	1,495
Brazil.....	202	.....	.....	.....	.....	Alaska.....	100	50	50	800	85
Chile.....	28,621	.....	255	125	30	Hawaii.....	256	.....	.....	.....	.....
Colombia.....	.....	.....	618	45	245	Philippine Islands.....	.....	.....	.....	.....	.....
Costa Rica.....	338	.....	80	148	.....	Porto Rico.....	753	70	412	3,600	75
Cuba.....	.....	250	577	659	4,225	Venezuela.....	.....	.....	.....	.....	.....
Denmark.....	264	881	960	.....	.....	Total.....	1,459,876	1,424,515	1,522,579	2,260,714	3,448,407
Danish West Indies.....	45	.....	.....	.....	.....	RECAPITULATION.	.....	.....	.....	.....	.....
Greenland, Iceland, etc.....	60	116	.....	.....	.....	British Empire.....	631,829	784,583	550,212	1,292,353	1,406,332
Egypt and Sudan.....	47,086	29,656	11,953	58,240	88,218	Foreign Countries.....	778,047	639,932	972,337	968,331	2,042,075
France.....	1,429	.....	250	1,018	758	.....	.....	.....	.....	.....	.....
French Africa.....	220	384	264	973	.....	.....	.....	.....	.....	.....	.....
St. Pierre and Miquelon.....	.....	.....	.....	.....	.....	.....	.....	.....	.....	.....	.....
Germany.....	12,380	10,528	.....	.....	.....	.....	.....	.....	.....	.....	.....

Ore, Iron.

United Kingdom.....	Ton.	Ton.	Ton.	Ton.	Ton.	United Kingdom.....	\$	\$	\$	\$	\$
Newfoundland.....	11,800	.....	.....	.....	.....	Newfoundland.....	45,312	.....	.....	47	.....
Netherlands.....	6,700	.....	15	10	.....	Netherlands.....	25,728	.....	60	.....	.....
United States.....	95,150	130,496	82,869	171,697	157,912	United States.....	326,983	345,119	213,801	556,471	670,321
Total.....	113,650	130,496	82,884	171,707	157,912	Total.....	398,023	345,119	213,861	556,518	670,321
RECAPITULATION.	.....	.....	.....	.....	.....	RECAPITULATION.	.....	.....	.....	.....	.....
British Empire.....	11,800	.....	15	10	.....	British Empire.....	45,312	.....	60	47	.....
Foreign Countries.....	101,850	130,496	82,869	171,697	157,912	Foreign Countries.....	332,711	345,119	213,801	556,471	670,321



## SESSIONAL PAPER No. 10b

Fig Inos.

United Kingdom.....	Ton.	Ton.	Ton.	Ton.	\$	\$	\$	\$	\$
British Oceania—									
Australia.....	563				7,184				
Newfoundland.....	1,280	572			15,347				6,800
Belgium.....	424						7,322		
China.....									17,000
France.....	225	2,087					34,273		
Germany.....									
Italy.....									
Japan.....									36,243
United States.....	8,562	19,691	19,783		101,444		266,126		38,723
Total.....	9,310	22,350	19,783	10,535	347,347	126,975	307,721	343,906	417,507
RECAPITULATION.									
British Empire.....	90	1,813	572	185	2,665	22,531	7,322		6,800
Foreign Countries.....	9,211	8,664	21,778	10,350	341,682	104,444	300,399	343,906	410,707

RAILS.

United Kingdom.....	Ton.	Ton.	Ton.	Ton.	Ton.	Ton.	Ton.	Ton.	Ton.
Newfoundland.....									
France.....	9,075								153,067
Belgium.....	15,223								24,343
Japan.....	2,050								1,117,609
United States.....	7,944								122,901
Total.....	29,092								294,710
RECAPITULATION.									
British Empire.....	3,745								1,682,630
Foreign Countries.....	25,317								177,410
									1,505,220

SCRAP IRON OR STEEL.

United Kingdom.....	Cwt.	Cwt.	Cwt.	Cwt.	Cwt.	Cwt.	Cwt.	Cwt.	Cwt.
Hong Kong.....	21,714	17,206			465,796				
Newfoundland.....	6,654	3,347			6,270				
Belgium.....	14,610	3,364							
China.....	218	638							
Germany.....	2,070	1,650							
Italy.....									
Japan.....	110	1,412							
Netherlands.....	3,382	831,208							
United States.....	802,499				2,983,458				
Alaska.....					2,000				
Total.....	851,279	858,855			3,457,564				
RECAPITULATION.									
British Empire.....	28,380	20,553			472,066				
Foreign Countries.....	822,899	838,302			2,985,498				

No. 20—Exports of Canadian Produce, by Articles and Countries, during Fiscal Years ended March 31, 1914-1918—*Con.*

Exported to—	1914	1915	1916	1917	1918	Exported to—	1914	1915	1916	1917	1918
METALS AND MINERALS—Continued.											
IRON AND STEEL—Continued.											
STOVES.											
United Kingdom.....	No. 11	No. 38	No. 91	No.	No.	United Kingdom.....	\$ 427	\$ 1,488	\$ 2,026	\$ 4,310	\$ 14,530
Bermuda.....	3	12	13			Bermuda.....	66		177	310	37
British Africa, South.....			30			British Africa, South.....		730		130	
British East Indies—						British East Indies—					
India.....						India.....				15	
British Guiana.....						British Guiana.....				160	
British Oceania—	2	1				British Oceania—					
Australia.....						Australia.....	75	42			
Fiji.....			17			Fiji.....			346		
New Zealand.....		11				New Zealand.....		215		373	
British West Indies.....	4	2	4			British West Indies.....		116	60	555	66
Hong Kong.....	1	2				Hong Kong.....	91			1,103	559
Newfoundland.....	1,070	955	761			Newfoundland.....	15,179	12,419	10,005	16,784	22,972
China.....		5	3			China.....		69	51	87	351
Cuba.....						Cuba.....				198	
France.....	1					France.....	20			850	
St. Pierre and Miquelon.....	34	41	59			St. Pierre and Miquelon.....	392	481	870	787	
Germany.....	9					Germany.....	300				1,523
Japan.....	3	2				Japan.....	166	121		40	171
United States.....	127	3,151	329			United States.....	3,884	8,656	4,992	11,523	9,686
Total.....	265	4,225	1,307			Total.....	20,618	24,708	19,257	36,925	49,885
RECAPITULATION.											
British Empire.....	1,091	1,026	916			British Empire.....	15,856	15,351	13,344	23,440	38,164
Foreign Countries.....	174	3,199	391			Foreign Countries.....	4,762	9,327	5,913	13,485	11,731

TOOLS, HAND OR MACHINE.

United Kingdom.....	\$ 20,588	\$ 51,948	\$ 333,227	\$ 270,714	\$ 641,088	Germany.....	\$ 366	\$ 527	\$	\$ 1,848	\$
Bermuda.....	797	20	20	85	85	Italy.....				20	8,486
British Africa, South.....	2,102	4,411	8,619	43,551	216,418	Japan.....		20			377
" " West.....			465		256	Mexico.....					275
British East Indies—						Netherlands.....	137		96	1,564	3,148
India.....						Norway.....	1,717	500	673	10,773	
Straits Settlements.....				1,557	1,600	Peru.....				53	

[illegible]

## WIRE AND WIRE NAILS.

	Cwt.	Cwt.	Cwt.	Cwt.	Cwt.	\$	\$	\$	\$	\$
United Kingdom.....	266,919	943,628	755,335	550,354		543,451	2,381,149	3,138,109	3,013,727	
Bermuda.....	86	156	103	156		223	401		490	
British Africa, South.....		38,587	48,923	70,531			105,941	209,795	422,218	
British Africa, West.....				102					542	
British East Indies—										
India.....	1,068	6,797	11,872	46,894		1,562	16,773	45,823	267,007	
Straits Settlements.....		2,011	6,039				4,758	24,355		
Other.....		118	623	486			2,371	20,000	2,740	
British Guiana.....	3,429	5,130	7,451	6,716		6,830	10,468	24,792	32,106	
British Oceania—										
Australia.....	73,818	114,350	81,852	113,346		116,245	265,896	345,160	571,248	
Fiji.....		60					113			
New Zealand.....	35,737	96,613	98,701	76,361		60,315	257,191	435,055	436,210	
British West Indies.....	5,668	9,416	11,944	11,968		12,370	22,312	44,569	61,886	
Egypt and Sudan.....		450					2,205			
Hong Kong.....		13,075	2,063	12,455			36,098	11,099	70,359	
Newfoundland.....	10,098	8,724	23,766	20,998		19,367	17,866	76,506	88,645	
Argentina.....				378					2,178	
Belgium.....				10,275					51,053	
Brazil.....			9,385	2,049					7,779	
China.....			1,352	20,111					2,440	
Cuba.....	1,237	1,796				3,984	10,575		75,778	
Denmark.....							7,087			
Greenland, Iceland, etc.....				1						13
France.....	41,676	482,506	994,566	779,599		92,231	1,166,707	3,629,151	3,559,499	
St. Pierre and Miquelon.....	3	72	53	90		11	191	227	498	
Italy.....				21,465					78,591	
Japan.....		10,825	23,778	7,388					39,725	
								36,993	90,458	

No. 20—Exports of Canadian Produce, by Articles and Countries, during Fiscal Years ended March 31, 1914-1918—*Con.*

Exported to—	1914	1915	1916	1917	1918	Exported to—	1914	1915	1916	1917	1918
METALS AND MINERALS—Continued.											
IRON AND STEEL—Continued.											
WIRE AND WIRE NAILS—Concluded.											
Netherlands—						Netherlands—					
Dutch East Indies.....					3,199	Dutch East Indies.....					\$
Dutch Guiana.....				1,091	1,147	Dutch Guiana.....				238	3,537
Portugal.....		2,290	1,608	556	2,081	Portugal.....		4,046	2,515	3,607	5,283
Portuguese Africa.....			1,322	237,141	3,884	Portuguese Africa.....			50,201	2,040	9,346
Russia.....			18,719			Russia.....				847,863	14,158
Spain—						Spain—					
Canary Islands.....		4,880		531		Canary Islands.....		9,684	83,628	1,510	
United States.....			29,950	17,269	23,412	United States.....				71,885	120,804
Total.....		446,909	1,792,851	2,304,478	1,785,446	Total.....		870,319	4,483,263	9,038,143	8,049,304
RECAPITULATION.											
British Empire.....		396,823	1,239,181	1,078,705	910,367	British Empire.....		760,363	3,121,521	4,358,535	4,967,738
Foreign Countries.....		50,086	553,670	1,225,713	875,079	Foreign Countries.....		109,956	1,361,742	4,679,608	3,081,566

## OTHER IRON AND STEEL.

United Kingdom.....	\$ 195,162	\$ 4,442,511	\$ 29,724,891	\$ 17,230,663	\$ 717,078	St. Pierre and Miquelon.....	\$	\$	\$	\$	\$ 5,765
Bermuda.....	3,332	732		1,449	808	Germany.....	1,236	1,277	1,229	2,357	
British Africa, South.....	9,776	947,049	1,564,882	396,861	476,451	German Africa.....	22				
British East Indies—						Greece.....			1,815	5,796	
India.....	28,873	24,649	191,013	137,696	1,611,639	Guatemala.....		165			
Straits Settlements.....	1,285	433	77	1,253	1,500	Italy.....		91	283	13,553	
Other.....	364		420	905	1,574	Japan.....		2,054	188,262	810,273	
British Guiana.....	4,750	1,676	620	573	10,321	Mexico.....			70	387	24
British Honduras.....	295					Netherlands.....		2,055	10,063	32,056	28,578
British Oceania—						Dutch East Indies				88	
Australia.....	120,617	664,101	533,139	485,454	269,764	Guiana.....					
New Zealand.....	280	453	1,709	193	283	West Indies.....		32			
British West Indies.....	146,639	130,848	462,986	353,114	151,231	Nicaragua.....		24			
Egypt and Sudan.....	16,883	6,206	7,768	21,220	50,286	Norway.....		658	15	8,322	
Hong Kong.....	3,798		16,417	9,961		Panama.....				475	
Malta.....		307	7,536	10,163	72,911	Persia.....					349
Newfoundland.....	151,402	53,862	106,681	236,778	237,378	Portugal.....			5,836	648	
Argentine Republic.....	17,320	9,188	22,470	49,115	19,864	Portuguese Africa.....				118	
						Russia.....		1,000	2,415,487	10,983	



Austria-Hungary	154				Siam.....	441			2,999		4,452
Belgium	1,200	250		24,194	Spain.....	166			2,474		5,914
Bolivia	13			16	Turkey.....		58			22,694	
Brazil	168	20,948		27,233	United States..	233,355	614,977		2,023,935	3,891,790	1,623,870
Canada	1,175	2,704		3,776	Alaska.....	3,268	3,090		3,186	2,314	1,612
China	1,060			21,038	Hawaii.....				4		
Colombia				10,456	Philippine Islands.					754	
Columbia		979		13,327	Uruguay.....	483			766	1,683	1,104
Costa Rica	186			796	Venezuela....	200	56			4,125	
Cuba	867	232		8,230	Total.....	968,074	7,111,529		41,395,933	25,776,213	6,811,043
Danmark	499			3,581							
Danish West Indies,				4,456							
Greenland, Iceland, etc.				2,347							
Ecuador	14			3,450							
Egypt and Sudan	513			18							
France	14,272	175,876		40	RECAPITULATION.						
French Africa				2,550,876	British Empire.....	683,540	6,273,348		32,619,766	18,881,394	3,601,227
" "		612		3,454,437	Foreign Countries.....	284,534	838,181		8,776,167	6,894,819	3,209,816
West Indies.				5							

TOTAL IRON AND STEEL.

[illegible]

No. 20—Exports of Canadian Produce, by Articles and Countries, during Fiscal Years ended March 31, 1914-1918—*Con.*

Exported to—	1914	1915	1916	1917	1918	Exported to—	1914	1915	1916	1917	1918
METALS AND MINERALS—Continued.											
TOTAL IRON AND STEEL—Concluded.											
Spain.....	\$ 52,528	\$ 44,515	\$ 45,520	\$ 86,981	\$ 14,927	Porto Rico.....	\$	\$	\$	\$	\$
Canary Islands.....				1,510		Uruguay.....	35,549	9,057	346	88	462
Spanish Africa.....			39	6,057	7,641	Venezuela.....	983	443	10,616	6,082	6,899
Sweden.....	41,285	19,234	21,928			Total.....	11,374,981	14,555,262	54,663,597	49,065,299	45,810,367
Switzerland.....		1,191				RECAPITULATION.					
Turkey.....	11,708	240	5,413,740	8,415,513	11,145,156	British Empire.....	3,983,976	10,459,478	40,312,620	31,053,877	18,742,376
United States.....	1,785,285	2,972,297	4,452	3,288	3,775	Foreign Countries.....	7,436,005	4,595,784	14,350,977	17,981,422	27,067,991
Alaska.....	3,777	3,695	54	900	559						
Hawaii.....	199	30		754							
Philippine Islands.....	256										

## LEAD.

METALLIC LEAD, CONTAINED IN ORE, ETC.

	Lb.	Lb.	Lb.	Lb.	Lb.		\$	\$	\$	\$	\$
United Kingdom.....	274,760	723,100	1,949,700	17,462,000	9,377,800	United Kingdom.....	7,562	12,534	46,718	1,188,282	556,669
United States.....						United States.....					
Total.....	274,760	723,100	1,949,700	17,462,000	9,377,800	Total.....	7,562	12,534	46,718	1,188,282	556,669
RECAPITULATION.											
British Empire.....	274,760	723,100	1,949,700	17,462,000	9,377,800	British Empire.....	7,562	12,534	46,718	1,188,282	556,669
Foreign Countries.....						Foreign Countries.....					

## Pig Lead.

	Lb.	Lb.	Lb.	Lb.	Lb.		\$	\$	\$	\$	\$
United Kingdom.....						United Kingdom.....					
Hong Kong.....			4,600			Hong Kong.....			410		
Newfoundland.....			1,600		1,200	Newfoundland.....			40		226
China.....	1,007,317					China.....	38,016	7,000			
Japan.....	1,514,982	100,000				Japan.....	58,787	7,000			
United States.....	41,400	12,203		7,500	6,809,300	United States.....	483	1,248	300		449,375
Total.....	2,534,502	147,600		7,500	6,810,500	Total.....	97,286	8,698	300		449,601
RECAPITULATION.											
British Empire.....	2,534,502	6,200			1,200	British Empire.....	97,286	450			226
Foreign Countries.....		141,400		7,500	6,809,300	Foreign Countries.....		8,248	300		449,375



No. 20.—Exports of Canadian Produce, by Articles and Countries, during Fiscal Years ended March 31, 1914-1918—*Con.*

Exported to—	1914	1915	1916	1917	1918	Exported to—	1914	1915	1916	1917	1918
--------------	------	------	------	------	------	--------------	------	------	------	------	------

METALS AND MINERALS—Continued.											
NICKEL, FINE, CONTAINED IN ORE, MATTE OR SPEISS.											
	Lb.	Lb.	Lb.	Lb.	Lb.		\$	\$	\$	\$	\$
United Kingdom.....	6,476,250	10,838,477	11,610,100	12,400,100	.....	United Kingdom.....	960,021	1,601,251	1,779,801	1,862,796	.....
Germany.....	108,138	179,454	.....	.....	.....	Germany.....	14,997	22,866	.....	.....	.....
Netherlands.....	3,500	.....	.....	.....	.....	Netherlands.....	500	.....	.....	.....	.....
United States.....	43,980,648	34,394,086	58,832,900	70,220,300	.....	United States.....	4,395,920	3,439,539	5,934,968	7,062,758	.....
Total.....	50,580,536	45,412,017	70,443,000	82,620,400	.....	Total.....	5,374,738	5,063,656	7,714,769	8,925,554	.....
RECAPITULATION.						RECAPITULATION.					
British Empire.....	6,479,250	10,838,477	11,610,100	12,400,100	.....	British Empire.....	960,021	1,601,251	1,779,801	1,862,796	.....
Foreign Countries.....	44,101,286	34,573,540	58,832,900	70,220,300	.....	Foreign Countries.....	4,414,117	3,462,405	5,934,968	7,062,758	.....

NICKEL, CONTAINED IN ORE, MATTE OR SPEISS.											
	Cwt.	Cwt.	Cwt.	Cwt.	Cwt.		\$	\$	\$	\$	\$
United Kingdom.....	.....	.....	.....	.....	.....	United Kingdom.....	.....	.....	.....	.....	.....
United States.....	.....	.....	.....	.....	.....	United States.....	.....	.....	.....	.....	.....
Total.....	.....	.....	.....	.....	.....	Total.....	.....	.....	.....	.....	.....
RECAPITULATION.						RECAPITULATION.					
British Empire.....	.....	.....	.....	.....	.....	British Empire.....	.....	.....	.....	.....	.....
Foreign Countries.....	.....	.....	.....	.....	.....	Foreign Countries.....	.....	.....	.....	.....	.....

NICKEL, FINE.											
	Cwt.	Cwt.	Cwt.	Cwt.	Cwt.		\$	\$	\$	\$	\$
United Kingdom.....	.....	.....	.....	.....	.....	United Kingdom.....	.....	.....	.....	.....	.....
United States.....	.....	.....	.....	.....	.....	United States.....	.....	.....	.....	.....	.....
Total.....	.....	.....	.....	.....	.....	Total.....	.....	.....	.....	.....	.....
RECAPITULATION.						RECAPITULATION.					
British Empire.....	.....	.....	.....	.....	.....	British Empire.....	.....	.....	.....	.....	.....
Foreign Countries.....	.....	.....	.....	.....	.....	Foreign Countries.....	.....	.....	.....	.....	.....



## SESSIONAL PAPER No. 10b

ORE—ANTIMONY.

	Ton.	Ton.	Ton.	Ton.	\$	\$	\$	\$
United Kingdom.....	332	928	622	349	United Kingdom.....	18,285	67,667	33,810
United States.....	5	141	49		United States.....	1,484	10,106	20,706
								22,969
Total.....	337	1,069	671	666	Total.....	19,769	77,773	8,027
								43,675
RECAPITULATION.								
British Empire.....	332	928	622	349	British Empire.....	18,285	67,667	33,810
Foreign Countries.....	5	141	49	317	Foreign Countries.....	1,484	10,106	22,969

ORE—CORUNDUM.

[illegible]

ORE—MANGANESE.

[illegible]

ORE—ZINC.

[illegible]

No. 20—Exports of Canadian Produce, by Articles and Countries, during Fiscal Years ended March 31, 1914-1918—*Con.*

Exported to—	1914	1915	1916	1917	1918	Exported to—	1914	1915	1916	1917	1918
United Kingdom.....	Ton.	Ton.	Ton.	Ton.	Ton.	United Kingdom.....	\$	\$	\$	\$	\$
British Oceania—	180	112	133	115	.....	British Oceania—	178,997	113,249	181,074	29,599	.....
New Zealand.....	.....	.....	3	.....	.....	New Zealand.....	.....	.....	690	.....	.....
Newfoundland.....	7	.....	.....	21	.....	Newfoundland.....	.....	.....	.....	319	.....
France.....	4	10	.....	.....	.....	Belgium.....	290	21,700	.....	650	.....
Germany.....	121	54	.....	1	.....	Germany.....	4,532	42,361	.....	.....	.....
Netherlands.....	134	39	.....	.....	.....	Netherlands.....	110,783	68,142	.....	.....	.....
United States.....	10,991	12,549	48,049	70,068	38,738	United States.....	148,278	400,421	1,035,498	1,270,887	280,288
Total.....	11,437	12,764	48,185	70,205	38,738	Total.....	734,993	645,873	1,217,262	1,301,425	280,288
RECAPITULATION.						RECAPITULATION.					
British Empire.....	180	112	136	136	.....	British Empire.....	178,997	113,249	181,764	29,888	.....
Foreign Countries.....	11,257	12,652	48,049	70,069	38,738	Foreign Countries.....	555,996	532,624	1,035,498	1,271,537	280,288

PLATED WARE, N.O.P.

United Kingdom.....	\$	\$	\$	\$	\$	Netherlands.....	\$	\$	\$	\$	\$
Bermuda.....	.....	.....	.....	2,195	2,404	Panama.....	.....	.....	.....	1,700	324
British Africa, South.....	.....	.....	.....	35	213	Peru.....	.....	.....	.....	.....	51
British East Indies—	.....	.....	.....	.....	.....	United States.....	.....	.....	.....	16,792	18,037
India.....	.....	.....	.....	.....	120	Hawaii.....	.....	.....	.....	29	28
British Oceania—	.....	.....	.....	.....	.....	Porto Rico.....	.....	.....	.....	.....	28
Australia.....	.....	.....	.....	25	4	Total.....	.....	.....	.....	21,544	22,190
New Zealand.....	.....	.....	.....	49	200	RECAPITULATION.	.....	.....	.....	.....	.....
British West Indies.....	.....	.....	.....	195	6	British Empire.....	.....	.....	.....	2,659	3,469
Newfoundland.....	.....	.....	.....	160	522	Foreign Countries.....	.....	.....	.....	18,885	18,721
Chile.....	.....	.....	.....	.....	98						
Cuba.....	.....	.....	.....	41	28						
France.....	.....	.....	.....	300	.....						
Japan.....	.....	.....	.....	23	107						



No. 20—Exports of Canadian Produce, by Articles and Countries, during Fiscal Years ended March 31, 1914-1918—*Con.*

Exported to—	1914	1915	1916	1917	1918	Exported to—	1914	1915	1916	1917	1918
United Kingdom.....	\$ 7,210	\$ 8,378	\$ 2,222	\$ 8,001	\$ 554	United States.....	\$ 32,088	\$ 51,960	\$ 138,658	\$ 344,622	\$ 337,377
British Africa, South.....					116	Total.....	40,076	62,138	141,348	352,906	338,267
British Oceania—						RECAPITULATION.					
Australia.....			468	160		British Empire.....	7,210	8,378	2,690	8,284	800
New Zealand.....				70	210	Foreign Countries.....	32,866	53,760	138,658	344,622	337,377
Newfoundland.....	571	1,800		53							
Germany.....	207										
Netherlands.....											

## PYRITES.

United Kingdom.....	Ton.	Ton.	Ton.	Ton.	Ton.	United Kingdom.....	\$	\$	\$	\$	\$
United States.....	46,293	95,901	145,021	151,056	280,117	United States.....	212,220	393,085	550,330	536,014	974,715
Total.....	46,293	95,901	145,021	151,056	280,117	Total.....	212,220	393,085	550,330	536,014	974,715
RECAPITULATION.						RECAPITULATION.					
British Empire.....						British Empire.....					
Foreign Countries.....	46,293	95,901	145,021	151,056	280,117	Foreign Countries.....	212,220	393,085	550,330	536,014	974,715

## SHINGLES, LATH AND CORRUGATED ROOFING, METALLIC.

United Kingdom.....	\$ 113,221	\$ 54,308	\$ 14,286	\$ 1,505	\$ 15,605	Guatemala.....	\$	\$	\$	\$	\$
British Africa, South.....	13,452	9,003	1,032	1,176	1,174	Haiti.....	4,402	3,911	767	521	
British East Indies—						Japan.....	9,493	3,651	3,651	2,560	4,284
India.....	1,118	203	2,518	275		Netherlands.....		281	2,428		
Straits Settlements.....						Dutch East Indies.....		110	12		
Other.....						Peru.....					
British Oceania—						Portugal.....					
Australia.....	426	238	110			Portuguese Africa.....	720			882	980
Fiji.....		70				Russia.....		3,502			
						Siam.....		83			



New Zealand	171	330	27	954	Spain	544
British West Indies	2,080	1,729	1,294	894	Canary Islands	15
Egypt and Sudan		80		80	Turkey	60
Newfoundland	1,455	523	370	2,717	United States	1,489
Argentina Republic	12,547	2,339		537	Uruguay	170
Belgium	109	640			Venezuela	70
Chile				1,120	Total	49,962
China			50	1,285		27,473
Colombia	464	760	60	3,562	RECAPITULATION.	
Ecuador	707	330	449	80	British Empire	28,141
France		63	48		Foreign Countries	24,002
St. Pierre and Miquelon	200		1,021	557		9,038

## STEREOTYPES AND ELECTROTYPES.

[illegible]

SWEEPINGS, JEWELLERS'.

[illegible]

TIN MANUFACTURES.

[illegible]

No. 20—Exports of Canadian Produce, by Articles and Countries, during Fiscal Years ended March 31, 1914-1918—*Con.*

Exported to—	1914	1915	1916	1917	1918	Exported to—	1914	1915	1916	1917	1918
METALS AND MINERALS—Concluded.											
METALS, N.O.P., MANUFACTURED.											
United Kingdom.....	\$ 172,044	\$ 157,350	\$ 1,677,832	\$ 287,209	\$ 2,455,662	France.....	\$ 14,819	\$ 7,367	\$ 275	\$ 876,201	\$ 2,007,831
Bermuda.....	25	115	731	90	90	St. Pierre and Miquelon.....	7,362	84	69	81	284
British Africa, South.....	13,029	251		616	19,723	Germany.....	2,731	1,865			
British Africa, West.....					285	Italy.....	4,284	536	12,775	51,732	17,148
British East Indies—						Japan.....	99	212		46	
India.....	1,680	84				Mexico.....	11,263				
British Guiana.....	46					Netherlands.....		12			
British Oceania—						Norway.....	184	31		1,797	
Australia.....	7,771	1,916	368	549	1,619	Panama.....					2,507
Fiji.....	69			5	22	Portugal.....				331	
New Zealand.....	2,403	705	3,115	159	957	Roumania.....	110				
British West Indies.....	319	311	47	7,710	412	Russia.....	3,456	1,867		814,761	686,963
Hong Kong.....	1,000				513	Spain.....	5,801				
Newfoundland.....	11,306	8,552	47,280	23,944	23,019	Switzerland.....	1,430	500			
Argentina Republic.....					6,864	United States.....	169,676	218,686	818,048	785,006	582,116
Austria-Hungary.....	4,568	1,140				Alaska.....	2	235			50
Belgium.....	3,116					Porto Rico.....		195			
Brazil.....	215					Venezuela.....					
Chile.....	575	23	65			Total.....	454,318	402,906	2,563,922	2,850,237	5,813,105
China.....	1,035		523		7,100	RECAPITULATION.					
Costa Rica.....	225	225	2,724			British Empire.....	210,292	169,284	1,720,393	320,282	2,502,242
Cuba.....		654				Foreign Countries.....	244,026	233,622	834,529	2,529,955	3,310,863
Denmark.....	12,788										
Ecuador.....	22										

## OTHER PRODUCE OF THE MINE, N.O.P.

Exported to—	1914	1915	1916	1917	1918	Exported to—	1914	1915	1916	1917	1918
United Kingdom.....	\$ 3,300	\$ 3,933	\$ 370	\$ 5,010	\$	Mexico.....	\$	\$ 349	\$	\$	\$
British Oceania—						Netherlands.....	435				
Australia.....	145	590	50	20		Norway.....	100				
New Zealand.....	130					Russia.....	110				
Newfoundland.....	250	2,048	159	26	818	Spain.....	10				
Argentina Republic.....	137					Sweden.....	150				
Austria-Hungary.....	210					United States.....	74,313	93,876	38,819	8,478	42,589
Belgium.....	80	1,208				Alaska.....				181	
Denmark.....	30					Total.....	83,404	102,632	39,398	13,774	43,518
France.....	412	400		50	11	RECAPITULATION.					
St. Pierre and Miquelon.....	12			6		British Empire.....	3,695	6,701	579	5,056	818
Germany.....	3,361	106				Foreign Countries.....	79,709	95,951	38,819	8,718	42,700
Italy.....	200										
Japan.....	103				150						

	\$	\$	\$	\$	\$	\$	\$	\$	%	\$	\$	\$
United Kingdom.....	17,988,819	19,806,266	51,557,934	45,233,774	33,082,648	Honduras.....	\$ 519					
Aden.....	5,923	5,923	2,931	31,743	2,636	Italy.....	80,278	50,254	162,481	266,815	406,944	
Bermuda.....	619	819	2,931	31,743	2,636	Japan.....	57,700	214,967	337,448	361,825	2,680,912	
British Africa, East.....	377,412	1,246,033	1,870,880	1,106,975	2,087,193	Korea.....	5,159					
" " South.....	24		874		2,529	Mexico.....	9,004	2,112	600	603	2,931	
" " West.....						Morocco.....						
British East Indies—	111,322	54,384	223,959	326,082	2,232,211	Netherlands.....	478,221	196,586	24,506	9,937	2,200	
India.....	4,648	6,788	26,474	22,424	5,745	Dutch East Indies.....	1,030	1,475	19,857	57,009	78,649	
Straits Settlements.....	4,471	5,589	1,183	5,745		" Guiana.....			238	3,625	5,503	
Other.....	5,096	8,657	11,005	30,319	52,327	" West Indies.....			32	7,159	385	
British Guinea.....	295	3,406				Nicaragua.....	1,024	24				
British Honduras.....						Norway.....	15,541	13,001	16,030	29,684	40,903	
British Oceania—	1,674,691	2,211,993	1,954,046	2,336,875	2,170,267	Panama.....	184	181	983	8,509	748	
Australia.....	2,302	1,509	3,991	1,023,717	2,659	Persia.....				475		
Fiji.....	536,885	396,618	902,449	1,023,717	918,224	Peru.....	3,969	3,320	1,414	1,145	3,139	
New Zealand.....	24,169	22,483	36,296	92,306	132,507	Portugal.....	1,045	4,258	12,451	1,209	11,853	
British West Indies.....						Azores and Madeira.....		8		22	57	
Egypt and Sudan.....	1,068,117	216,289	548,179	294,274	881,821	Portuguese Africa.....	7,755	3,304	3,614	9,374	3,617	
Hong Kong.....	6,816	2,459	1,776	111		Roumania.....	64,717	3,150				
Malta.....	332,638	301,213	324,788	569,746	885,164	Russia.....	1,191,105	182,366	2,656,217	2,600,771	1,587,669	
Newfoundland.....	694,994	123,596	750,406	462,047	463,853	Salvador.....	7,622		198	65	111	
Argentine Republic.....	241,126	48,854				San Domingo.....			500			
Austria-Hungary.....	752,297	153,236	23,761	24,194	51,053	Serbia.....	1,528					
Belgium.....				16	65	Spain.....	58,339	44,515	56,160	86,981	40,657	
Bulgarian Congo.....	13			34	490	Canary Islands.....			15	1,510		
Bolivia.....	13,922	24,307	29,057	126,259	118,028	Spanish Africa.....			39			
Brazil.....	36,264	7,456	5,905	28,098	32,765	Sweden.....	43,105	19,234	30,929	6,057	7,641	
Chile.....	191,452	89,348	384,157	135,270	1,629,526	Switzerland.....	1,430	1,691				
China.....	197,977	2,417	2,483	12,627	523	Turkey.....	11,708	300				
Colombia.....	5,362					United States.....	38,980,735	37,607,702	57,524,332	90,988,429	77,874,891	
Costa Rica.....	2,821	2,224	148	9,987	9,587	Alaska.....	3,985	3,648	4,452	3,472	47,501	
Cuba.....	4,921	2,421	24,280	37,261	29,504	Hawaii.....	199		30	828	929	
Denmark.....	59,980	40,787	22,237	2,347	3,588	Philippine Islands.....	236		7	734		
Denmark West Indies.....	45		27		482	Porto Rico.....			9,225	346	486	
Greenland, Iceland, etc., ..	743	330	1,106	220	282	Drumay.....	35,540	9,225	10,786	6,588	6,8	
Guernsey.....	1,566,103	610,431	5,120,207	7,653,985	13,686,815	Venezuela.....	1,368	638		7,775	45	
France.....	51,174	3,802	12,093	3,377	118	Total.....	68,782,905	64,324,705	121,726,722	144,062,307	141,425,707	
French Africa.....				8,883	15,100							
French West Indies.....	4,441	4,841	4,641									
St. Pierre and Miquelon.....	1,912,960	539,747										
Germany.....	22											
German Africa.....	10,975	639	2,307	6,132	4,262	RECAPITULATION.						
Guatemala.....	12,314	811	767			British Empire.....	22,159,645	24,280,398	57,475,351	51,089,156	42,468,355	
Hayti.....	388		521			Foreign Countries.....	46,623,290	40,044,307	67,251,341	92,973,151	98,937,332	

No. 20—Exports of Canadian Produce, by Articles and Countries, during Fiscal Years ended March 31, 1914-1918—*Con.*

Exported to—	1914	1915	1916	1917	1918	Exported to—	1914	1915	1916	1917	1918
<b>MUSICAL INSTRUMENTS.</b>											
<b>ORGANS.</b>											
No.	No.	No.	No.	No.	No.		\$	\$	\$	\$	\$
United Kingdom.....	1,581	699	1,029	42		United Kingdom.....	91,235	39,434	63,823	2,099	
Bermuda.....			1			Bermuda.....			350		
British Africa, South.....	243	95	55	111	109	British Africa, South.....	14,259	5,210	2,575	7,648	5,017
British East Indies—						British East Indies—					
India.....			1			India.....			50		
British Guiana.....				3	1	British Guiana.....				300	1.5
British Oceania—						British Oceania—					
Australia.....	113	100	80	47	52	Australia.....	7,215	5,760	5,745	3,875	4,031
New Zealand.....	129	105	78	35	32	New Zealand.....	9,385	7,131	4,308	3,452	2,168
British West Indies.....	5	12	5	11	4	British West Indies.....	425	235	435	743	325
Newfoundland.....	15	15	4	18	58	Newfoundland.....	467	1,011	660	2,379	3,340
Belgium.....	4	2				Belgium.....	600	150			
Chile.....	2					Chile.....	70				
China.....			1	1		China.....			80	80	
Germany.....	39	18				Germany.....	2,034	990			
Netherlands.....	36	24	24			Netherlands.....	2,410	1,185	1,140		
Dutch West Indies.....				1		Dutch West Indies.....				250	
Norway.....	1					Norway.....	63				
Turkey.....		1				Turkey.....		159			
United States.....	34	32	35	13	21	United States.....	16,393	1,810	14,404	18,380	18,890
Alaska.....			8			Alaska.....			500		
Total.....	2,212	1,093	1,321	282	277	Total.....	144,020	63,199	91,070	39,206	33,886
<b>RECAPITULATION.</b>											
British Empire.....	2,076	1,016	1,253	267	256	British Empire.....	122,990	58,914	77,946	20,496	14,996
Foreign Countries.....	136	77	68	15	21	Foreign Countries.....	21,630	4,285	16,124	18,710	18,890
<b>PIANOS.</b>											
No.	No.	No.	No.	No.	No.		\$	\$	\$	\$	\$
United Kingdom.....	41	41	47	2	1	United Kingdom.....	13,428	14,828	14,085	650	300
Bermuda.....	3	1	2			Bermuda.....	1,400	300	650		500
British Africa, South.....			13	65	113	British Africa, South.....			1,333	16,356	32,980
British East Indies—			2			British East Indies—			535		
India.....			1	2	1	India.....			350	98	300
British Guiana.....						British Guiana.....					



British Honduras	29	30	27	25	1	British Honduras	450
British Oceania—						British Oceania—	
Australia.....	1	1	12	140	107	Australia.....	5,900
New Zealand.....	3	6	9	5	11	New Zealand.....	6,544
British West Indies.....	3	6	6	1	14	British West Indies.....	1,500
Newfoundland.....	1	1	3	1	3	Newfoundland.....	1,802
China.....	1	1	3	1	3	China.....	1,090
France.....	1	1	3	1	3	France.....	1,325
Italy.....	1	1	3	1	3	Italy.....	1,994
Japan.....	1	1	3	1	3	Japan.....	230
Norway.....	1	1	3	1	3	Norway.....	250
Panama.....	1	1	3	1	3	Panama.....	650
United States.....	114	156	140	156	137	United States.....	300
Alaska.....	1	1	3	1	3	Alaska.....	45,194
Total.....	196	239	262	405	432	Total.....	31,844
RECAPITULATION.						RECAPITULATION.	
British Empire.....	80	80	119	246	288	British Empire.....	59,908
Foreign Countries.....	116	159	143	159	144	Foreign Countries.....	61,547
Total.....						Total.....	123,552
RECAPITULATION.						RECAPITULATION.	
British Empire.....	80	80	119	246	288	British Empire.....	27,070
Foreign Countries.....	116	159	143	159	144	Foreign Countries.....	32,838
Total.....						Total.....	49,288
RECAPITULATION.						RECAPITULATION.	
British Empire.....	80	80	119	246	288	British Empire.....	46,569
Foreign Countries.....	116	159	143	159	144	Foreign Countries.....	41,713
Total.....						Total.....	81,839
RECAPITULATION.						RECAPITULATION.	
British Empire.....	80	80	119	246	288	British Empire.....	46,569
Foreign Countries.....	116	159	143	159	144	Foreign Countries.....	41,713
Total.....						Total.....	81,839
RECAPITULATION.						RECAPITULATION.	
British Empire.....	80	80	119	246	288	British Empire.....	46,569
Foreign Countries.....	116	159	143	159	144	Foreign Countries.....	41,713
Total.....						Total.....	81,839
RECAPITULATION.						RECAPITULATION.	
British Empire.....	80	80	119	246	288	British Empire.....	46,569
Foreign Countries.....	116	159	143	159	144	Foreign Countries.....	41,713
Total.....						Total.....	81,839
RECAPITULATION.						RECAPITULATION.	
British Empire.....	80	80	119	246	288	British Empire.....	46,569
Foreign Countries.....	116	159	143	159	144	Foreign Countries.....	41,713
Total.....						Total.....	81,839
RECAPITULATION.						RECAPITULATION.	
British Empire.....	80	80	119	246	288	British Empire.....	46,569
Foreign Countries.....	116	159	143	159	144	Foreign Countries.....	41,713
Total.....						Total.....	81,839
RECAPITULATION.						RECAPITULATION.	
British Empire.....	80	80	119	246	288	British Empire.....	46,569
Foreign Countries.....	116	159	143	159	144	Foreign Countries.....	41,713
Total.....						Total.....	81,839
RECAPITULATION.						RECAPITULATION.	
British Empire.....	80	80	119	246	288	British Empire.....	46,569
Foreign Countries.....	116	159	143	159	144	Foreign Countries.....	41,713
Total.....						Total.....	81,839
RECAPITULATION.						RECAPITULATION.	
British Empire.....	80	80	119	246	288	British Empire.....	46,569
Foreign Countries.....	116	159	143	159	144	Foreign Countries.....	41,713
Total.....						Total.....	81,839
RECAPITULATION.						RECAPITULATION.	
British Empire.....	80	80	119	246	288	British Empire.....	46,569
Foreign Countries.....	116	159	143	159	144	Foreign Countries.....	41,713
Total.....						Total.....	81,839
RECAPITULATION.						RECAPITULATION.	
British Empire.....	80	80	119	246	288	British Empire.....	46,569
Foreign Countries.....	116	159	143	159	144	Foreign Countries.....	41,713
Total.....						Total.....	81,839
RECAPITULATION.						RE	

OTHER MUSICAL INSTRUMENTS AND PARTS OF.

[illegible]

## RECAPITULATION—MUSICAL INSTRUMENTS.

[illegible]

No. 20—Exports of Canadian Produce, by Articles and Countries, during Fiscal Years ended March 31, 1914-1918—*Con.*

Exported to—	1914	1915	1916	1917	1918	Exported to—	1914	1915	1916	1917	1918
RECAPITULATION—MUSICAL INSTRUMENTS—Concluded.											
Argentine Republic.....	\$	\$	\$	\$	\$	Panama.....	\$	\$	\$	\$	\$
Austria-Hungary.....	260	810				Roumania.....	57				
Belgium.....	5,434	2,266				Spain.....	30				
Brazil.....	70					Switzerland.....	33				
China.....		498	89	101		Turkey.....	150				
Cuba.....	1,166	632	1,074	253		United States.....	53,376	58,348	69,975	89,677	83,193
Denmark.....	1,974	723	2,266	1,770	1,350	Alaska.....	230				
France.....				2,804	1,932	Hawaii.....	30				
St. Pierre and Miquelon.....				10	843	Total.....	282,707	225,575	354,992	232,936	253,902
Germany.....	8,260	2,881	10			RECAPITULATION.					
Italy.....	400	50		1,153	1,200	British Empire.....	208,909	157,782	270,761	135,904	169,258
Japan.....		250			400	Foreign Countries.....	73,798	67,793	775,231	97,032	89,644
Mexico.....	2,410	1,185	1,140	230							
Netherlands.....	63			650							
Dutch West Indies.....											
Norway.....											
OAKUM.											
United Kingdom.....	Cwt.	Cwt.	Cwt.	Cwt.	Cwt.	United Kingdom.....	\$	\$	\$	\$	\$
British West Indies.....	31					British West Indies.....	276				
Newfoundland.....	2	10				Newfoundland.....	10				
United States.....	2					United States.....	13				
Total.....	37	10				Total.....	311	50			
RECAPITULATION.											
British Empire.....	35	10				RECAPITULATION.					
Foreign Countries.....	2					British Empire.....	298	50			
						Foreign Countries.....	13				
OILCAKE.											
United Kingdom.....	Cwt.	Cwt.	Cwt.	Cwt.	Cwt.	United Kingdom.....	\$	\$	\$	\$	\$
Bermuda.....	322,350	158,720	296,459	206,896	96,407	Bermuda.....	444,349	221,482	469,321	410,940	203,328
British Guiana.....	50		170	156		British Guiana.....	76		324	158	
British West Indies.....	418	1,619	769	154		British West Indies.....	627	2,386	2,126	354	
Newfoundland.....	4,793	11,545	27,584	10,386	1,990	Newfoundland.....	6,235	17,510	68,182	20,232	3,799
Austria-Hungary.....	16	11,562	420	800	665	Austria-Hungary.....	18	1,099	738	1,820	1,636
Belgium.....	451					Belgium.....	560				
France.....	153,352	46,919				France.....	215,708	62,261			
Germany.....	7,354	3,440				Germany.....	9,324	4,413			
Netherlands.....	4,350					Netherlands.....	4,780				
	68,774	31,281					96,577	46,845			

## SESSIONAL PAPER No. 10b

United States.....	42,792	25,248	28,061	13,925	26,967	United States.....	54,140	36,334	43,038	18,232	59,955
Total.....	604,670	279,334	353,463	292,317	125,969	Total.....	832,394	392,330	583,679	451,766	298,718
RECAPITULATION.											
British Empire.....	327,597	172,446	325,402	278,392	99,002	British Empire.....	451,305	242,477	540,641	433,534	208,763
Foreign Countries.....	277,073	106,888	28,061	13,925	26,967	Foreign Countries.....	381,089	149,853	43,038	18,232	59,955

## OPTICAL, PHILOSOPHICAL AND SCIENTIFIC APPARATUS AND INSTRUMENTS.

United Kingdom.....	\$ 4,768	\$ 14,633	\$ 18,662	\$ 73,973	\$ 341,799	France.....	\$ 20	\$ 453	\$ 100	\$ 100	\$ 16
Bermuda.....	.....	.....	.....	200	30	St. Pierre and Miquelon	.....	60	25	.....	.....
British Africa South.....	.....	359	531	417	2,084	Italy.....	2,821	72	27	.....	.....
British East Indies.....	.....	.....	.....	.....	37	Japan.....	.....	692	75	.....	4,680
India.....	900	910	95	.....	.....	Switzerland.....	980	28,732	48,524	65,547	.....
British Oceania.....	.....	.....	.....	.....	.....	United States.....	18,530	85	120	.....	.....
Australia.....	.....	83	507	3,348	40,112	Alaska.....	.....	137	.....	.....	.....
Fiji.....	.....	.....	.....	642	1,235	Hawaii.....	.....	.....	.....	.....	.....
New Zealand.....	.....	.....	5	547	3,900	Total.....	31,858	46,625	55,237	129,633	404,180
British West Indies.....	29	50	7,075	.....	.....	RECAPITULATION.	.....	.....	.....	.....	.....
Egypt and Sudan.....	.....	.....	.....	.....	.....	British Empire.....	9,470	16,531	27,241	80,889	333,937
Hong Kong.....	90	.....	.....	.....	3,706	Foreign Countries.....	22,388	30,094	27,996	48,744	70,243
Newfoundland.....	.....	496	426	1,762	.....	.....	.....	.....	.....	.....	.....
Austria-Hungary.....	3,683	.....	.....	.....	.....	.....	.....	.....	.....	.....	.....

## PACKAGES OF ALL KINDS, EMPTY. N.O.P.

United Kingdom.....	\$ 3,090	\$ 28,333	\$ 3,090	\$ 28,333	\$ 400	Peru.....	\$ 16	\$ 116,054	\$ 16	\$ 96,066	\$ 5,796
Bermuda.....	418	.....	628	.....	.....	United States.....	.....	.....	.....	.....	.....
British Guiana.....	.....	.....	138	.....	.....	Alaska.....	.....	.....	.....	.....	.....
British Honduras.....	.....	.....	.....	.....	.....	Total.....	.....	.....	129,261	146,666	.....
British Oceania.....	.....	.....	.....	.....	.....	RECAPITULATION.	.....	.....	.....	.....	.....
Fiji.....	.....	.....	.....	.....	.....	British Empire.....	.....	.....	11,859	41,109	.....
British West Indies.....	.....	.....	.....	.....	.....	Foreign Countries.....	.....	.....	117,402	105,557	.....
Newfoundland.....	.....	.....	.....	.....	.....	.....	.....	.....	.....	.....	.....
France.....	.....	.....	.....	.....	.....	.....	.....	.....	.....	.....	.....
St. Pierre and Miquelon.....	.....	.....	.....	.....	.....	.....	.....	.....	.....	.....	.....
Japan.....	.....	.....	.....	.....	.....	.....	.....	.....	.....	.....	.....

## PAINTINGS.

United Kingdom.....	\$ 71,733	\$ 13,924	\$ 4,477	\$ 8,012	\$ 516	Norway.....	\$ 20	\$ 10	\$ 10	\$ 10	\$ 10
Bermuda.....	50	.....	.....	.....	.....	Russia.....	.....	.....	.....	.....	.....
British Oceania.....	.....	.....	.....	.....	.....	Sweden.....	10	.....	.....	.....	.....
Australia.....	250	.....	.....	.....	.....	Switzerland.....	.....	500	.....	.....	.....
Newfoundland.....	150	34	.....	.....	110	United States.....	58,488	50,858	76,759	43,279	65,757
Austria-Hungary.....	295	.....	.....	.....	.....	Alaska.....	.....	.....	50	.....	.....
Belgium.....	.....	.....	.....	.....	.....	Total.....	134,006	66,346	81,746	51,401	66,518
China.....	.....	.....	.....	60	.....	RECAPITULATION.	.....	.....	.....	.....	.....
Cuba.....	.....	.....	.....	.....	.....	British Empire.....	72,183	13,558	4,477	8,012	626
France.....	2,750	500	.....	.....	50	Foreign Countries.....	61,833	52,388	77,269	43,389	63,392
Germany.....	205	1,000	.....	.....	.....	.....	.....	.....	.....	.....	.....
Italy.....	.....	.....	.....	.....	85	.....	.....	.....	.....	.....	.....
Netherlands.....	125	.....	.....	.....	.....	.....	.....	.....	.....	.....	.....





PLANTS, TREES AND SHRUBS.

RESIN, TAR, PITCH AND TURPENTINE.

[illegible]

No. 20—Exports of Canadian Produce, by Articles and Countries, during Fiscal Years ended March 31, 1914-1918—*Con.*

Exported to—	1914	1915	1916	1917	1918	Exported to—	1914	1915	1916	1917	1918
--------------	------	------	------	------	------	--------------	------	------	------	------	------

SEEDS.											
CLOVER.											
United Kingdom.....	Bush.	24,226	Bush.	18,485	Bush.	38,006	Bush.	20,994	United Kingdom.....	\$	226,222
British Oceania—									British Oceania—	\$	152,848
Australia.....	105	227	2,719	2,928	8,665				Australia.....	\$	2,500
New Zealand.....	3,447	2,307							New Zealand.....	\$	23,145
Newfoundland.....	19								Newfoundland.....	\$	29,120
Belgium.....	141	83							Belgium.....	\$	760
Denmark.....		2,258							Denmark.....	\$	21,208
France.....	4,069	1,670			3				France.....	\$	1,352
Germany.....	86,438	19,650	17,343	90,489	63,861				Germany.....	\$	34,479
Netherlands.....									Netherlands.....	\$	6,814
United States.....									United States.....	\$	1,000
Total.....	118,691	44,735	38,895	131,023	99,523				Total.....	\$	798,771
RECAPITULATION.									RECAPITULATION.		
British Empire.....	27,857	21,019	21,552	40,524	35,659				British Empire.....	\$	1,094,330
Foreign Countries.....	90,744	23,716	17,343	90,489	63,864				Foreign Countries.....	\$	258,728
Total.....									Total.....	\$	835,602

FLAX.											
United Kingdom.....	Bush.	8,579,713	Bush.	13,951	Bush.	216,398	Bush.	53,265	United Kingdom.....	\$	10,482,556
Newfoundland.....						5			Newfoundland.....	\$	1,036,003
Belgium.....	798,422	6,582							Belgium.....	\$	226,831
France.....	181,466	10							France.....	\$	15
Germany.....	221,448	1,366							Germany.....	\$	261,499
Netherlands.....	701,942	7,006,249	1,430,592	4,979,534	6,371,285				Netherlands.....	\$	998,763
United States.....	10,164,536								United States.....	\$	11,910,681
Total.....	20,647,327	7,089,525	1,944,543	5,195,937	6,424,550				Total.....	\$	24,816,333
RECAPITULATION.									RECAPITULATION.		
British Empire.....	8,579,713	675,318	13,951	216,403	53,265				British Empire.....	\$	10,482,556
Foreign Countries.....	12,067,614	7,014,207	1,480,592	4,979,534	6,371,285				Foreign Countries.....	\$	14,333,777

GRASS.											
United Kingdom.....	Bush.	71,268	Bush.	3,815	Bush.	224	Bush.	3,233	United Kingdom.....	\$	8,816
British Oceania—									British Oceania—	\$	6,461
Australia.....		436							Australia.....	\$	494
New Zealand.....	100	868							New Zealand.....	\$	495
Newfoundland.....	326		202	382	101				Newfoundland.....	\$	833
Total.....									Total.....	\$	1,113







STARCH.

	Lb.	Lb.	Lb.	Lb.	Lb.	Lb.	£	£	£
United Kingdom.....	132,828	58,340	104,620	121,044	121,044	United Kingdom.....	6,577	3,731	7,262
Bermuda.....	80	80	680	190	190	Bermuda.....	6	43	21
British Africa, South.....				20,800	20,800	British Africa, South.....			1,320
British Oceania.....						British Oceania.....			
New Zealand.....	20	20				New Zealand.....	4		
British West Indies.....				380		British West Indies.....			28
Newfoundland.....	24,605	12,068	10,050	23,300	8,715	Newfoundland.....	650	637	1,769
Belgium.....	2,000					Belgium.....	100		810
France.....						France.....			
St. Pierre and Miquelon.....	100		130	160	199	St. Pierre and Miquelon.....	7	8	22
United States.....	880	5,650	313,300	901,375	1,035,925	United States.....	224	10,009	84,233
Total.....	160,473	76,158	428,100	925,875	1,186,873	Total.....	2,439	14,385	93,668
RECAPITULATION.									
British Empire.....	157,513	70,508	114,670	24,340	150,740	British Empire.....	2,215	4,368	9,413
Foreign Countries.....	2,960	5,650	313,430	901,535	1,036,124	Foreign Countries.....	224	10,017	84,255

STONE, MARBLE AND SLATE.

## BUILDING, FREESTONE, LIMESTONE, ETC., UNWROUGHT.

	Ton.	Ton.	Ton.	Ton.	\$	\$	\$	\$	\$
United Kingdom.....	187,484	62,600	28,658	131,938	United Kingdom.....	89,862	45,950	21,552	114,815
United States.....	187,484	62,600	28,658	132,693	United States.....	89,862	45,950	21,552	114,815
Total.....	187,484	62,600	28,658	132,693	Total.....	89,862	45,950	21,552	114,815
RECAPITULATION.					RECAPITULATION.				
British Empire.....	187,484	62,600	28,658	131,938	British Empire.....	89,862	45,950	21,552	114,815
Foreign Countries.....	187,484	62,600	28,658	132,693	Foreign Countries.....	89,862	45,950	21,552	114,815

BUILDING STONE, DRESSED.

[illegible]





No. 20—Exports of Canadian Produce, by Articles and Countries, during Fiscal Years ended March 31, 1914-1918—*Con.*

Exported to—	1914	1915	1916	1917	1918	Exported to—	1914	1915	1916	1917	1918
STONE, MARBLE AND SLATE—Concluded.											
MAGNESITE.											
United Kingdom.....	\$	\$	\$	\$	\$	RECAPITULATION.	\$	\$	\$	\$	\$
United States.....						British Empire.....					
Total.....						Foreign Countries.....					147,614
							147,614				
ORNAMENTAL GRANITE, MARBLE, ETC., UNWROUGHT.											
United Kingdom.....	Ton.	Ton.	Ton.	Ton.	Ton.	United Kingdom.....	\$	\$	\$	\$	\$
United States.....	160	95	44,992	946	818	United States.....					2,154
Total.....	160	95	44,992	946	818	Total.....					2,154
RECAPITULATION.						RECAPITULATION.					
British Empire.....						British Empire.....					
Foreign Countries.....	160	95	44,992	946	818	Foreign Countries.....					1,091
							5,390				2,154
ORNAMENTAL GRANITE, MARBLE, ETC., DRESSED.											
United Kingdom.....	\$	\$	\$	\$	\$	United Kingdom.....	\$	\$	\$	\$	\$
Bermuda.....	550	105	1,030	745		United States.....					2,154
British West Indies.....	745	14				Total.....					2,154
Newfoundland.....	40		1,617			RECAPITULATION.					
France.....	390					British Empire.....					
St. Pierre and Miquelon.....			45			Foreign Countries.....					1,091
United States.....	5,454	1,343	5,089				5,390				2,154
Total.....	7,179	1,462	7,831				5,390				2,154
STONE FOR THE MANUFACTURE OF GRINDSTONES, ROUGH.											
United Kingdom.....	Ton.	Ton.	Ton.	Ton.	Ton.	United Kingdom.....	\$	\$	\$	\$	\$
United States.....	54	180	180	356	572	United States.....					2,322
Total.....	54	180	180	356	572	Total.....					2,322
RECAPITULATION.						RECAPITULATION.					
British Empire.....						British Empire.....					
Foreign Countries.....	54	180	180	356	572	Foreign Countries.....					2,322
							294				1,764
							294				1,764



SESSIONAL PAPER No. 106

## TALC.

	\$	\$	\$	\$	\$	RECAPITULATION.	\$	\$	\$	\$	\$
United Kingdom.....						British Empire.....					44
British Oceania—						Foreign Countries.....					175,910
Australia.....											
Brazil.....											
Cuba.....											
United States.....											
Total.....											

## RECAPITULATION—STONE, MARBLE AND SLATE.

	\$	\$	\$	\$	\$		\$	\$	\$	\$	\$
United Kingdom.....	550	392	548	24,760	3,404	Japan.....					588
Bermuda.....	745	105	1,080	925	457	Panama.....					2,485
British Africa, South.....			1,412	250	1,470	Peru.....					29
British Oceania—						United States.....					237
Australia.....	260	1,955	15,229	86	494	Alaska.....					1,081,142
New Zealand.....	440	5,439	3,098	2,035	1,790	Total.....					1,389,650
British West Indies.....	40	22	2,893	1,614	2,500						1,094,976
Newfoundland.....	1,553	543	102	132	26						24,285
Argentine Republic.....				135		RECAPITULATION.					8,456
Brazil.....				5,768	206	British Empire.....					1,381,194
China.....				5,509		Foreign Countries.....					29,700
Cuba.....				8							1,070,691
France—											1,350,123
St. Pierre and Miquelon.....	6		45								1,215,765

## STRAW.

	Ton.	Ton.	Ton.	Ton.	Ton.		\$	\$	\$	\$	\$
United Kingdom.....						United Kingdom.....					101
Bermuda.....	50	24	31	95	13	Bermuda.....					68
British Africa, South.....	6	43	70		13	British Africa, South.....					835
British Oceania—						British Oceania—					
New Zealand.....	5	65	163	24	16	New Zealand.....					215
Newfoundland.....	89	5				Newfoundland.....					144
France.....	20	9		6		France.....					50
St. Pierre and Miquelon.....	4,948	4,816	7,073	9,035	10,859	St. Pierre and Miquelon.....					46,688
United States.....						United States.....					61,607
Total.....	5,118	4,962	7,337	9,160	10,901	Total.....					47,788
RECAPITULATION.						RECAPITULATION.					
British Empire.....	150	132	264	119	42	British Empire.....					1,050
Foreign Countries.....	4,968	4,830	7,073	9,041	10,859	Foreign Countries.....					46,738

No. 20—Exports of Canadian Produce, by Articles and Countries, during Fiscal Years ended March 31, 1914-1918—*Con.*

Exported to—	1914	1915	1916	1917	1918	Exported to—	1914	1915	1916	1917	1918
<b>TEXTILES.</b>											
<b>CORDAGE, ROPE AND TWINE.</b>											
<b>BINDER TWINE.</b>											
United Kingdom.....	Lb. 9,020	Lb. 1,550,610	Lb. 3,061,643	Lb. 2,131,500	Lb. 105,200	United Kingdom.....	\$ 735	\$ 105,611	\$ 228,066	\$ 233,059	\$ 20,200
British Africa, South.....	779,100	338,600	338,600	205,700	105,200	British Africa, South.....	66,803	74,700	28,116	19,142	20,200
Newfoundland.....	190,350	56,330	900			Newfoundland.....	16,517	5,304	90		4,480
Austria-Hungary.....	3,300	276,000				Austria-Hungary.....	263	18,724	20		236,317
Chile.....						Chile.....					
Denmark.....						Denmark.....					
France.....						France.....					
Greece.....						Greece.....					
Roumania.....						Roumania.....					
Russia.....						Russia.....					
United States.....						United States.....					
Total.....	4,690,820	12,281,708	17,336,927	11,772,800	6,982,400	Total.....	453,530	1,077,021	1,520,540	1,186,870	1,104,962
<b>RECAPITULATION.</b>											
British Empire.....	788,120	2,508,560	3,401,143	2,337,200	105,200	British Empire.....	67,538	180,401	257,172	252,201	20,200
Foreign Countries.....	3,902,700	9,773,148	13,935,784	9,435,600	6,877,200	Foreign Countries.....	385,992	896,620	1,272,368	934,669	1,174,762
<b>OTHER CORDAGE, ROPE AND TWINE.</b>											
United Kingdom.....	\$ 1,129	\$ 1,220	\$ 16,773	\$ 8,562	\$ 25,644	Dutch West Indies.....	\$ 17,817	\$ 128	\$ 55	\$ 55	\$ 55
Bermuda.....	208	236	159	3,409	116	Russia.....	9,807	16,530	27,824	19,778	45,011
British Africa, South.....				7,798	9,714	United States.....	2,695		393		2,174
British Guiana.....	2,767	1,758	7,372			Alaska.....					
British Oceania.....						Total.....	60,127	47,180	91,665	100,744	156,414
New Zealand.....						<b>RECAPITULATION.</b>					
British West Indies.....	20,021	22,831	32,472	46,076	52,617	British Empire.....	29,723	30,650	63,320	77,204	104,291
Newfoundland.....	5,598	4,509	6,387	10,346	15,822	Foreign Countries.....	30,404	16,530	28,345	23,540	52,123
Denmark.....						<b>RECAPITULATION.</b>					
Greenland, Iceland, etc.,						British Empire.....	29,723	30,650	63,320	77,204	104,291
France.....						Foreign Countries.....	30,404	16,530	28,345	23,540	52,123
St. Pierre and Miquelon.....	85					<b>RECAPITULATION.</b>					
Netherlands.....						British Empire.....	29,723	30,650	63,320	77,204	104,291
Dutch Guiana.....						Foreign Countries.....	30,404	16,530	28,345	23,540	52,123
<b>TOTAL CORDAGE, ROPE AND TWINE.</b>											
United Kingdom.....	\$ 1,804	\$ 106,831	\$ 245,739	\$ 241,621	\$ 25,644	Greece.....	\$ 5,910	\$ 128	\$ 55	\$ 55	\$ 55
Bermuda.....	208	236	159	3,409	116	Netherlands.....					
British Africa, South.....	66,803	74,790	28,116	22,350	20,200	Dutch Guiana.....					
British Guiana.....	2,767	1,758	7,372	7,798	9,714	Dutch West Indies.....					
British Oceania.....						Roumania.....	5,008				
New Zealand.....						Russia.....	17,817				
British West Indies.....	20,021	22,831	32,472	46,076	52,617	United States.....	374,111	889,122	738,551	653,831	959,579
Newfoundland.....	5,598	4,509	6,477	10,346	15,822	Alaska.....	2,695				
Austria-Hungary.....	16,517	5,304				Total.....	513,657	1,124,201	1,621,205	1,287,614	1,351,376
Chile.....						<b>RECAPITULATION.</b>					
Denmark.....						British Empire.....	29,723	30,650	63,320	77,204	104,291
	263	18,724				Foreign Countries.....	30,404	16,530	28,345	23,540	52,123

## SESSIONAL PAPER No. 10b

Greenland, Iceland, etc. France..... St. Pierre and Miquelon.....	55	20	224,956	18 275	RECAPITULATION. British Empire..... Foreign Countries.....	97,261 416,396	211,051 913,150	320,492 1,300,713	329,405 958,209	124,491 1,226,885
COTTON FABRICS.										
Yd.	Yd.	Yd.	Yd.	Yd.	Yd.	\$	\$	\$	\$	\$
United Kingdom.....	8,260	1,710,927	481,905	81,667	United Kingdom.....	876	138,649	415,127	74,357	17,696
Bermuda.....	889	47,592	155,164	160,329	Bermuda.....	684	7,336	14,343	150	150
British East Indies.....	5,002	2,760	2,768	5,285	British East Indies—	1,480		808	901	101,549
British East Indies—	6,298	417	3,791		India.....	2,009	239	109	1,002	1,563
India.....	8,276	115,661	25,480	40,031	Straits Settlements.....	2,503				
Straits Settlements.....	56,664	98,223	7,902	3,225	Other.....	26,855				
British Oceania—	1,455	6,432	1,260	59,572	British Oceania—	323				
Australia.....	93,318	111,335	59,552	231,665	Australia.....	17,405	11,482	45,000	11,249	25,587
New Zealand.....		51,600	50	667	New Zealand.....		33,558	27,438	3,835	437
British West Indies.....		15,273	26,977	17,624	British West Indies.....		113	1,556	405	18,039
Hong Kong.....		10,387	7,984	10,311	Hong Kong.....		323	2,040	566	566
Newfoundland.....		31,153	10,417	312	Newfoundland.....		16,487	21,404	11,086	101,959
Argentine Republic.....		16,444	12,175		Argentine Republic.....			15,719	38	
Belgian Congo.....		6,456		2,500	Belgian Congo.....					
Bolivia.....		120		3,590	Bolivia.....					
Brazil.....		8,746	1,127	3,590	Brazil.....		2,692	5,125	9,839	13,367
Chile.....		43,980	14,680	10,311	Chile.....		905	2,866	4,428	6,595
China.....		27,448	3,548	312	China.....		8,648	11,469	3,572	
Colombia.....		3,548	16,444		Colombia.....		733	4,850	3,467	456
Costa Rica.....		411			Costa Rica.....		342	605		
Denmark.....		120		2,500	Denmark.....					500
Danish West Indies.....		2,005			Danish West Indies.....					
Ecuador.....		43,980	14,680	10,311	Ecuador.....		1,735	3,929	1,475	6,149
France.....		958	4,736	10,080	France.....		13,184	4,023	818	9,689
St. Pierre and Miquelon.....		67,479			St. Pierre and Miquelon.....		356	779		
Germany.....		4,097			Germany.....		15,567			
Greece.....		588			Greece.....		41			
Guatemala.....		60,218			Guatemala.....		58			
Haiti.....		1,808			Haiti.....					
Italy.....		14,083			Italy.....					
Japan.....		5,406			Japan.....		3,776	10,116	937	3,339
Mexico.....		418			Mexico.....		384	1,877	1,026	8,670
Netherlands—					Netherlands—					
Dutch East Indies.....		740			Dutch East Indies.....					
".....		146			".....					
Nicaragua.....		1,055			Nicaragua.....					
Panama.....		7,296			Panama.....					
Portugal.....		1,051			Portugal.....					
Salvador.....		14,442			Salvador.....					
San Domingo.....		118,192			San Domingo.....					
United States.....		2,503			United States.....					
Uruguay.....		356,081			Uruguay.....					
Venezuela.....		180,162			Venezuela.....					
Total.....		1,035,212			Total.....					
RECAPITULATION.		187,752			RECAPITULATION.					
British Empire.....		1,035,212			British Empire.....					
Foreign Countries.....		187,752			Foreign Countries.....					
		1,222,964								
		2,418,857								
		846,099								
		7,359,698								
		2,101,923								
		316,934								
		738,652								
		107,447								
		587,454								
		6,779,151								
		52,135								
		30,301								
		227,894								
		54,934								
		190,260								
		34,685								





## SESSIONAL PAPER No. 10b

Straits Settlements	2,009	239	109	1,002	1, f62	Italy	5,362	3,776	10,121	3,004
Other		145	135	135	1,170	Japan	110	384	1,877	10,065
British Guiana					1,718	Mexico	19		7,810	
British Honduras						Netherlands			422	21,327
British Oceania—						“ Dutch East Indies			161	
Australia	4,146	15,124	57,574	13,886	29,191	“ Guiana			52	214
New Zealand	27,182	33,966	28,787	6,345	797	“ West Indies			160	477
British West Indies	323	268	1,943	807	21,414	Nicaragua	125	350	1,808	
Hong Kong			2,040		566	Norway				3,338
Malta				6,079	600	Panama			1,822	165
Newfoundland	24,813	19,904	32,023	18,082	119,529	Portugal			36	815
Argentina Republic		40	15,719			Salvador		174	336	
Austria-Hungary		21,000				San Domingo			10	
Belgium	1,338		9,750	38	216	Switzerland	100	133,903	75,810	2,104,151
Bolivia						United States	37,555		6,341	516
Brazil	853	2,692	5,795	9,939	13,367	Alaska	488			2,767
Chile	113	905	2,866	4,428	6,595	Uruguay	1,503	2,116		8,477
China		8,648	11,469	3,578	1,590	Venezuela			1,815,846	2,620,005
Colombia		733	4,850	3,467	456	Total	130,196	506,907	481,116	
Costa Rica		342	605	167	8,800	RECAPITULATION				
Cuba					500	British Empire	68,395	281,722	1,042,651	359,149
Denmark					1,175	Foreign Countries	61,801	225,175	173,195	2,260,946
Danish West Indies					5					
Ecuador	13	1,735	3,929	1,175	6,149					
France		25,965	9,461	2,024	9,999					
St. Pierre and Miquelon		1,405	983							

## FELT MANUFACTURES.

United Kingdom	\$ 560	\$ 556	\$ 48	\$	\$ 5,887	Netherlands	\$	\$	\$	\$
British Africa, South		422				United States	560	3,682	2,093	1,100
British Guiana					20	Total	4,181	6,927	30,430	2,445
British Oceania—						RECAPITULATION				
Australia					10,748	British Empire	3,621	3,245	1,167	6,837
New Zealand			411	4,613	176	Foreign Countries	560	3,682	29,263	3,545
British West Indies		88	708	2,188	161					
Newfoundland	3,061	2,179	27,170							
France										

## FLAX, HEMP AND JUTE.

## FLAX FIBRE AND FLAX TOW.

United Kingdom	Cwt. 6,065	Cwt. 1,110	Cwt. 923	Cwt. 2,793	Cwt. 12,007	United Kingdom	\$	\$	\$	\$
United States		5,619	9,890	19,423	12,007	United States	46,369	7,022	15,232	83,762
Total	6,065	6,729	10,813	22,216	12,007	Total	46,369	27,208	71,063	193,387
RECAPITULATION						RECAPITULATION				
British Empire		1,110	923	2,793	12,007	British Empire	46,369	34,230	86,295	277,149
Foreign Countries	6,065	5,619	9,890	19,423	12,007	Foreign Countries	46,369	7,022	15,232	83,762
								27,208	71,063	193,387
										370,241

No. 20—Exports of Canadian Produce, by Articles and Countries, during Fiscal Years ended March 31, 1914-1918—*Con.*

Exported to—	1914	1915	1916	1917	1918	Exported to—	1914	1915	1916	1917	1918
TEXTILES—Continued.											
HEMP.											
United Kingdom.....						United Kingdom.....					
Bermuda.....						Bermuda.....					
Newfoundland.....	200		320		10	Newfoundland.....	190				78
United States.....					323	United States.....			3,219		5,480
Total.....	200		320		333	Total.....	190		3,219		5,558
RECAPITULATION.											
British Empire.....	200				10	British Empire.....	190				78
Foreign Countries.....			320		323	Foreign Countries.....			3,219		5,480

Tow.

United Kingdom.....						United Kingdom.....					
United States.....	1,275	1,356	10			United States.....	3,267	1,947	18		
Total.....	1,275	1,356	10			Total.....	3,267	1,947	18		
RECAPITULATION.											
British Empire.....						British Empire.....					
Foreign Countries.....	1,275	1,356	10			Foreign Countries.....	3,267	1,947	18		

TOTAL FLAX, HEMP AND JUTE.

United Kingdom.....						United Kingdom.....					
Bermuda.....						Bermuda.....					
Newfoundland.....	200		923		10	Newfoundland.....	190		15,232		78
United States.....	7,340	6,975	10,220		12,330	United States.....	49,636	29,155	74,300		375,721
Total.....	7,540	8,085	11,143		22,216	Total.....	49,826	36,177	89,532		375,799
RECAPITULATION.											
British Empire.....	200	1,110	923		10	British Empire.....	190	7,022	15,232		78
Foreign Countries.....	7,340	6,975	10,220		12,330	Foreign Countries.....	49,636	29,155	74,300		375,721



No. 20—Exports of Canadian Produce, by Articles and Countries, during Fiscal Years ended March 31, 1914-1918—*Con.*

Exported to—	1914	1915	1916	1917	1918	Exported to—	1914	1915	1916	1917	1918
United Kingdom.....	\$ 3,945	\$ 4,675	\$ 412	\$ 2,979	\$ 27	Belgium.....	\$	\$ 1,500	\$	\$	\$
Bermuda.....	195	195		444		France.....	595			45	165
British Africa, South.....						St. Pierre and Miquelon.....			1,693	85	71
British East Indies—						Japan.....	362	280			
India.....	10	10				Switzerland.....	4,094	5,031	9,068	9,706	21,519
British Guiana.....			102			United States.....					
British Oceania—						Total.....	26,880	30,933	35,885	26,722	32,778
Australia.....	15,695	17,173	15,429	10,473	6,133	RECAPITULATION.					
New Zealand.....				259	2,282	British Empire.....	21,829	23,988	16,946	16,886	11,023
British West Indies.....	6	233	1,003	38	5	Foreign Countries.....	5,051	6,945	18,939	9,836	21,755
Newfoundland.....	2,183	1,702	8,178	2,695	2,576						
Argentine Republic.....											
Austria-Hungary.....	14										

## TEXTILES—Concluded.

## SILK AND MANUFACTURES OF.

## WOOL.

## WOOLENS.

United Kingdom.....	\$ 26,542	\$ 113,629	\$ 160,809	\$ 294,886	\$ 307,273	Germany.....	\$ 169	\$ 1,290	\$ 339,962	\$ 235,500	\$ 90,239
Bermuda.....	353	103	139	240	120	Italy.....					
British Africa, South.....	62			47	250	Japan.....				30	
British East Indies—						Norway.....			202		
India.....				15		Sweden.....	12	40			
British Guiana.....		10			106	Switzerland.....	38				
British Oceania—						United States.....	27,800	67,455	48,389	130,044	8,415,542
Australia.....	546	196	592	2,996		Alaska.....	281	53	85		
New Zealand.....	557	2,252		14	117	Total.....	81,555	1,301,671	657,475	725,148	8,874,583
Hong Kong.....					55	RECAPITULATION.					
Newfoundland.....	24,186	15,893	23,352	54,832	43,503	British Empire.....	52,246	132,113	184,892	353,030	351,424
Argentine Republic.....		25			85	Foreign Countries.....	29,309	1,169,558	472,583	372,118	8,623,159
Austria-Hungary.....	92	350		544							
Belgium.....	50	381									
China.....	467	1,099,627	83,178	5,091	8,331						
France.....	380			909	544						
St. Pierre and Miquelon.....	20	127	767								



TOTAL WOOL.

## RECAPITULATION—TEXTILES.

[illegible]

9 GEORGE V, A. 1919

No. 20—Exports of Canadian Produce, by Articles and Countries, during Fiscal Years ended March 31, 1914-1918—*Con.*

Exported to—	1914	1915	1916	1917	1918	Exported to—	1914	1915	1916	1917	1918
RECAPITULATION—TEXTILES—Concluded.											
Argentina Republic.....		40			8,418	Germany.....	14,472	23,917			
Austria-Hungary.....	16,609	26,343				Russia.....	17,817		561,021	69,805	
Belgium.....	5,978	1,920	9,750	514		Salvador.....			36		815
Belgian Congo.....				38	49	San Domingo.....		174	336	46	
Bolivia.....					216	Sweden.....	12				
Brazil.....	853	2,602	5,795	9,439	13,367	Switzerland.....	500	300			
Chile.....	113	2,866	4,428	11,075	1,075	United States.....	1,272,683	2,764,701	2,832,062	3,969,781	19,588,791
China.....	467	8,939	3,978	1,675	1,675	Alaska.....	2,976	53	488		2,600
Colombia.....		733	4,850	3,467	456	Hawaii.....	90				
Costa Rica.....		342	605	167		Uruguay.....	488				
Cuba.....					8,800	Venezuela.....	1,503	2,116	6,341	2,767	8,477
Denmark.....	263	18,724			500	Total.....	1,702,257	4,660,067	6,208,048	5,718,065	21,103,575
Danish West Indies.....			50			RECAPITULATION.					
Greenland, Iceland, etc.....					18	British Empire.....	355,673	674,892	2,255,738	1,108,056	1,041,827
Ecuador.....		1,735	3,929	1,175	6,149	Foreign Countries.....	1,346,584	3,985,175	3,953,222	4,550,009	20,061,748
France.....	988	1,125,192	119,829	230,052	204,723						
St. Pierre and Miquelon.....	105	1,699	2,128	4,174	11,978						
TOBACCO.											
UNMANUFACTURED.											
LEAF, RAW.											
United Kingdom.....	Lb.	Lb.	Lb.	Lb.	Lb.	United Kingdom.....	\$	\$	\$	\$	\$
Belgium.....	4,220	1,419	122	22,339	28,797	Belgium.....	429	624	61	5,841	10,900
Denmark.....	1,110					Dennmark.....	403		368		
Germany.....			4,090			Germany.....	825	2,684	3,848	3,700	
Netherlands.....	7,071	6,302	18,503	5,515		Netherlands.....	10,447	18,336	24,119	58,971	11,838
United States.....	21,001	23,724	67,259	180,175	32,055	United States.....	54,022				
Total.....	163,122	36,445	89,974	208,029	60,832	Total.....	66,126	21,644	28,396	68,512	22,708
RECAPITULATION.											
British Empire.....	4,220	1,419	122	22,339	28,797	British Empire.....	429	624	61	5,841	10,900
Foreign Countries.....	192,304	35,026	89,852	185,690	32,055	Foreign Countries.....	65,697	21,020	28,335	62,671	11,838

## SESSIONAL PAPER No. 10b

## MANUFACTURED.

## CIGARETTES.

	M.	M.	M.	M.	M.	\$	\$	\$	\$	\$
United Kingdom.....	118	296,417	277,418	398,064						
Bermuda.....	60	100	10							
British Oceania—										
Australia.....				2						
British West Indies.....			39	120						
Egypt and Sudan.....				117,000						
Newfoundland.....	5	1		2						
China.....				24						
France.....			33	46,518						
United States.....	46	7	10	21						
Total.....	51	185	277,510	561,751		203	1,754	718,491	537,769	1,424,882
RECAPITULATION.										
British Empire.....	5	178	277,467	515,188		31	1,686	718,406	537,520	1,203,892
Foreign Countries.....	46	7	43	46,563		172	68	85	249	180,990

## CIGARS.

	M.	M.	M.	M.	M.	\$	\$	\$	\$	\$
United Kingdom.....	4	1	3	75						
Bermuda.....		5	4							
British Africa, South.....				2						
British Oceania—										
Australia.....	18					900				
New Zealand.....		5								
British West Indies.....		2								
Newfoundland.....	10	3	1	51		253				
France.....				641						
Greece.....			6							
United States.....		2	1							
Total.....	32	18	14	769		1,373	762	523	230	40,693
RECAPITULATION.										
British Empire.....	32	16	7	128		1,373	729	308	220	7,255
Foreign Countries.....		2	7	641			33	215	10	33,408

9 GEORGE V, A. 1919

No. 20—Exports of Canadian Produce, by Articles and Countries, during Fiscal Years ended March 31, 1914-1918—*Con.*

Exported to—	1914	1915	1916	1917	1918	Exported to—	1914	1915	1916	1917	1918
TOBACCO—Concluded.											
MANUFACTURED—Concluded.											
STEMS AND CUTTINGS.											
United Kingdom.....	Lb. 13,040	Lb. 54,326	Lb. 14,985	Lb. 19,752	Lb. 19,752	United Kingdom.....	\$ 1,326	\$ 5,225	\$ 2,472	\$ 2,472	\$ 4,659
Belgium.....	104,272	24,367	5,726	19,752	19,752	Belgium.....	11,062	2,300	573	573	573
Denmark.....	19,031	12,465	27,175	1,511,296	1,511,296	Denmark.....	1,868	1,064	8,897	3,835	3,835
Germany.....	245,182	158,154	370,683	988,678	988,678	Germany.....	26,173	15,106	8,897	24,822	21,702
Netherlands.....	383,201	69,018	478,723	1,531,048	1,531,048	Netherlands.....	15,256	6,120	20,648	31,702	26,361
United States.....	767,626	293,963	478,723	1,531,048	1,531,048	United States.....	55,685	27,515	20,648	31,702	26,361
Total.....	15,040	752,586	478,723	1,531,048	1,531,048	Total.....	1,326	27,515	20,648	31,702	26,361
RECAPITULATION.											
British Empire.....	15,040	752,586	478,723	1,531,048	1,531,048	British Empire.....	1,326	27,515	20,648	31,702	26,361
Foreign Countries.....	752,586	293,963	478,723	1,531,048	1,531,048	Foreign Countries.....	54,359	27,515	20,648	29,230	4,659
Total.....	15,040	752,586	478,723	1,531,048	1,531,048	Total.....	1,326	27,515	20,648	31,702	26,361
OTHER TOBACCO, N.O.P.											
United Kingdom.....	Lb. 705	Lb. 4,301	Lb. 255,708	Lb. 179,627	Lb. 142,597	United Kingdom.....	\$ 663	\$ 4,185	\$ 130,174	\$ 87,641	\$ 111,868
Bermuda.....	.....	956	.....	.....	.....	Bermuda.....	.....	242	.....	.....	.....
British West Indies.....	.....	592	2,279	200	110	British West Indies.....	.....	279	1,330	320	113
Newfoundland.....	1,419	.....	849	920	2,374	Newfoundland.....	808	.....	449	478	1,447
France.....	.....	550	9,848	4,844	6,837	France.....	220	.....	5,674	3,796	49,238
Germany.....	5,753	7,314	9,848	4,844	6,837	Germany.....	4,450	3,602	5,674	3,796	4,536
United States.....	1,840	13,293	267,925	183,440	225,256	United States.....	1,632	.....	137,178	92,684	167,623
Alaska.....	10,267	5,949	258,077	177,676	145,081	Alaska.....	7,773	8,308	131,504	88,439	113,428
Total.....	2,124	7,344	9,848	5,764	80,145	Total.....	1,471	4,706	5,674	4,245	54,195
RECAPITULATION.											
British Empire.....	2,124	7,344	9,848	5,764	80,145	British Empire.....	6,302	3,602	5,674	4,245	54,195
Foreign Countries.....	8,143	5,949	258,077	177,676	145,081	Foreign Countries.....	1,471	4,706	131,504	88,439	113,428
Total.....	8,143	5,949	258,077	177,676	145,081	Total.....	6,302	3,602	131,504	88,439	113,428



## SESSIONAL PAPER No. 106

## RECAPITULATION—TOBACCO.

United Kingdom.....	\$ 2,638	\$ 6,185	\$ 848,267	\$ 633,144	\$ 1,091,875	France.....	\$	\$	\$	\$	\$	\$
Bermuda.....		877	673	53	210	Germany.....	2,913	1,064	634	243,367		
British Africa, South.....					8	Greece.....	36,630	17,700	200			
British Oceania—	900	196		200		Netherlands.....	73,900	28,159	12,745	7,535		
Australia.....		50		397	1,016	United States.....	1,632		39,836	87,663	38,144	421
New Zealand.....					301,790	Alaska.....						
British West Indies.....		437		498	2,325	Total.....	131,160	59,983	905,236	730,897	1,682,357	
Egypt and Sudan.....		5,225	1,339		201	RECAPITULATION.						
Newfoundland.....	1,092					British Empire.....	4,630	7,745	850,279	634,492	1,400,224	
Belgium.....	11,465			573		Foreign Countries.....	126,530	52,238	54,957	96,405	282,133	
China.....												
Denmark.....			2,668									

## TRUNKS AND VALISES.

United Kingdom.....	\$ 1,181	\$ 345	\$ 1,707	\$ 70	\$	Germany.....	\$	\$	\$	\$	\$	\$
Bermuda.....	1,193	1,620	98	241	238	Japan.....	250	110		102		
British Africa, South.....				47		Netherlands.....	25				81	
British Oceania—	1,021	232	1,305	1,309	1,695	Dutch Guiana.....			244	241		
Australia.....						Panama.....				115		
New Zealand.....	5	566			137	United States.....	1,585	2,910	3,522	1,078	1,112	
British West Indies.....	15,229	9,163	3,637	6,657	7,555	Total.....	22,404	16,363	12,119	10,236	11,646	
Newfoundland.....	2,605	1,417	616	387	828	RECAPITULATION.						
Belgium.....	10			31		British Empire.....	20,534	13,343	8,353	8,711	10,453	
France.....				8		Foreign Countries.....	1,870	3,020	3,766	1,575	1,193	
St. Pierre and Miquelon.....												

## VEHICLES AND VESSELS.

## VEHICLES.

## AEROPLANES AND PARTS OF.

United Kingdom.....	\$	\$	\$	\$	\$	RECAPITULATION.	\$	\$	\$	\$	\$	\$
United States.....						British Empire.....	169,797					169,797
Total.....						Foreign Countries.....	3,757,571					3,757,571

9 GEORGE V, A. 1919

No. 20—Exports of Canadian Produce, by Articles and Countries, during Fiscal Years ended March 31, 1914-1918—*Con.*

Exported to—	1914	1915	1916	1917	1918	Exported to—	1914	1915	1916	1917	1918
VEHICLES AND VESSELS—Continued.											
AUTOMOBILES.											
United Kingdom.....	No. 291	No. 23	No. 2,536	No. 166	No. 5	United Kingdom.....	\$ 320,407	\$ 76,050	\$ 2,350,193	\$ 213,213	\$ 6,250
Aden.....	3	14	32	2	66	Aden.....	1,404	6,056	12,203	1,418	24,238
British Africa, East.....	60	100	154	25	25	British Africa, East.....	31,130	45,329	59,978	8,660	566,341
"    South.....	1,633	830	1,690	1,506	1,506	"    South.....	854,013	373,741	709,316	735,708	79,203
"    West.....	21	58	276	222	57	"    West.....	8,345	21,128	100,976	79,203	21,322
British East Indies—						British East Indies—					
India.....	478	449	1,437	1,196	26	India.....	242,726	198,067	636,043	511,575	9,425
Strait Settlements.....	138	153	328	304	887	Strait Settlements.....	98,295	88,295	133,404	137,968	344,178
Other.....	71	27	96	44	12	Other.....	33,502	12,402	39,635	17,702	4,572
British Guiana.....	14	3	4	12	11	British Guiana.....	7,252	2,148	2,680	8,262	7,856
British Honduras.....	3	1				British Honduras.....	462				
British Oceania—						British Oceania—					
Australia.....	2,407	2,310	6,606	3,352	3,222	Australia.....	1,272,468	1,101,284	2,712,392	1,473,226	1,326,443
Fiji.....	8	15	38	9	15	Fiji.....	5,539	7,094	14,908	3,223	5,803
New Zealand.....	777	981	2,346	1,065	1,157	New Zealand.....	411,267	479,178	945,288	501,163	504,315
British West Indies.....	116	57	4	13		British West Indies.....	57,023	25,527	4,158	8,990	
Hong Kong.....	6	3	17	5	1	Hong Kong.....	2,790	1,030	6,476	2,103	840
Newfoundland.....	13	12	19	7	17	Newfoundland.....	6,125	5,162	7,780	9,216	8,955
Argentine Republic.....			842	565	727	Argentine Republic.....			591,725	402,511	547,090
Belgium.....		3				Belgium.....		3,105			
Bolivia.....				18	9	Bolivia.....				13,995	7,560
Brazil.....	5		8	46	64	Brazil.....			6,120	41,522	50,242
Chile.....			18	46	39	Chile.....			12,434	34,100	48,788
China.....	6	6	42	53	39	China.....	6,090	5,985	30,307	38,153	26,588
Colombia.....				4	1	Colombia.....				2,760	715
Cuba.....		3	2			Cuba.....		7,700	5,000		
Denmark.....	2					Denmark.....	2,070				
Ecuador.....	36	29	3	1	3	Ecuador.....	38,515	29,615	3,930	800	2,160
French Africa.....				5	2	French Africa.....				1,735	785
"    Oceania.....			6			"    Oceania.....			2,256		
"    West Indies.....				5	1	"    West Indies.....				3,570	840
Germany.....		1				Germany.....		2,840			
Greece.....		1				Greece.....		2,014			
Honduras.....				1		Honduras.....				790	
Italy.....	1					Italy.....					
Japan.....				6	10	Japan.....	5,000				
Mexico.....			2	3		Mexico.....			1,330	4,384	6,175
Netherlands.....		3	1			Netherlands.....		2,876	613	2,095	
Dutch East Indies.....		19	465	380	292	Dutch East Indies.....	7,506	227,998	209,638	209,638	122,777
"    Guiana.....					5	"    Guiana.....				730	3,575
"    West Indies.....				1		"    West Indies.....					
Norway.....						Norway.....	1,590			1,380	715
Peru.....	1			2	1	Peru.....					2,860
Portugal.....					4	Portugal.....	10,940	9,080	9,860		
Portuguese Africa.....	35	20	25			Portuguese Africa.....					
Russia.....	1		206			Russia.....	1,105		101,726		

[illegible]

	No. 23	No. 21	No.	No. 470	No. 291	No.	\$	£	\$	£	\$
United Kingdom.....	1			16	3	1	United Kingdom.....		2,405	43,520	45,004
Pernu... ..						1	Pernu... ..	50		480	163
British Oceania—							British Oceania—				
Australia.....	1						Fiji.....				
New Zealand.....						65	New Zealand.....				
British West Indies.....						2	British West Indies.....				
Newfoundland.....				2	1	1	Newfoundland.....				
China.....	2	3		2	4	1	China.....				
France—							France—				
St. Pierre and Miquelon.....					1	1	St. Pierre and Miquelon.....				

## No. 20.—Exports of Canadian Produce, by Articles and Countries, during Fiscal Years ended March 31, 1914-1918—Con.

Exported to—	1914	1915	1916	1917	1918	Exported to—	1914	1915	1916	1917	1918
Japan.....	No.	No.	No.	No.	No.	Japan.....	\$	\$	\$	\$	\$
Netherlands—						Netherlands—					
Dutch East Indies.....	2					Dutch East Indies.....		90			
United States.....	70	91	87	78	83	United States.....	4,805	7,987	2,720	3,356	4,153
Hawaii.....	1					Hawaii.....	200				
Total.....	97	118	577	404	164	Total.....	8,255	10,648	47,017	52,330	17,772
RECAPITULATION.						RECAPITULATION.					
British Empire.....	26	24	490	325	79	British Empire.....	3,250	2,496	44,297	48,934	13,544
Foreign Countries.....	71	94	87	79	85	Foreign Countries.....	5,005	8,152	2,720	3,396	4,228

## VEHICLES AND VESSELS—Continued.

## VEHICLES—Continued.

## BICYCLES—Continued.

## BICYCLE PARTS.

United Kingdom.....	\$ 527	\$ 78	\$ 424	\$ 11,254	\$ 16,311	Italy.....	\$ 125	\$	\$	\$	\$
Bermuda.....					107	Japan.....			126	400	1,476
British Oceania—						United States.....	1,382	407	1,684	600	1,998
Australia.....	6,239	2,741	11,937	6,100	19,108	Total.....	10,236	3,226	15,285	24,527	51,305
Fiji.....					1,073	RECAPITULATION.					
New Zealand.....	914		1,016	6,130	10,130	British Empire.....	7,844	2,819	13,377	23,527	47,831
British West Indies.....	164			43	42	Foreign Countries.....	2,392	407	1,908	1,000	3,474
Newfoundland.....	610			610	1,060						
Belgium.....	275		98								
France.....											

## CARRIAGES.

United Kingdom.....	No. 16	No. 1	No.	No.	No.	United Kingdom.....	\$ 2,042	\$ 96	\$	\$	\$
Bermuda.....	1	2				Bermuda.....	75	175	400		411
British Africa, South.....	132	12	16	32	12	British Africa, South.....	9,811	910	1,121	2,353	1,224
British East Indies—						British East Indies—					
India.....	2					India.....	109				
British Oceania—						British Oceania—					
Australia.....	1			1		Australia.....	95			128	200
Fiji.....					2	Fiji.....					
New Zealand.....	2					New Zealand.....	470				
British West Indies.....	34	11	18	5	7	British West Indies.....	3,426	1,071	1,580	472	721
Newfoundland.....	20	7	34	10	5	Newfoundland.....	1,241	435	2,089	737	369



## SESSIONAL PAPER No. 10b

Argentine Republic.....	261							Argentine Republic.....	12,009				1,192	
Chile.....	1						56	Chile.....	132					
France.....								France.....						
St. Pierre and Miquelon.....							1	St. Pierre and Miquelon.....					25	25
Germany.....	1							Germany.....	38					
German Africa.....	73						5	German Africa.....	7,784				239	411
United States.....							76	United States.....	1,721				808	
Total.....	544	59	76				110	Total.....	37,232	4,438			5,146	3,361
RECAPITULATION.														
British Empire.....	208	33	69				48	British Empire.....	17,269	2,717			3,690	2,925
Foreign Countries.....	336	26	7				62	Foreign Countries.....	19,963	1,721			1,456	436

## CARRIAGE PARTS.

United Kingdom.....	\$	14	\$	14,808	\$	3,289	\$	1,966	France—	\$		\$		\$
Bermuda.....	1,426	57	973	143	116	French Africa.....		116	Hayti.....				136	
British Africa, East.....						12	10,558	8,582	Portugal—					
“ “ South.....	16,921	3,958	5,830						Portuguese Africa.....	33			57	179
British East Indies—									United States.....	1,466			2,649	
India.....	133	25	80						Total.....	34,687	43,527		25,586	14,936
British Guiana.....									RECAPITULATION.					
British Oceania—									British Empire.....				21,025	14,352
Australia.....	1,826	12,071	4,407	1,116	2,287				Foreign Countries.....	1,833	2,100		4,561	554
New Zealand.....	9,144	9,257	5,332	4,851	522									
British West Indies.....	2,369	245	323	601	425									
Newfoundland.....	1,021	1,006	779	2,769	484									
Argentine Republic.....		854	1,912		375									
Belgium.....	334													

## CARDS.

United Kingdom.....	No.	4	No.	333	No.	16	United Kingdom.....	\$		\$	240	\$		\$
British Africa, South.....							British Africa, South.....						70,243	990
British West Indies.....	4	1		1			British West Indies.....	273			102		83	
Newfoundland.....						4	Newfoundland.....							75
Argentine Republic.....	1,692	586	736	696			Argentine Republic.....	50,040			15,152		20,789	
United States.....	26	7	10	2	1		United States.....	780			275		35	50
Total.....	1,692	598	746	1,032	21		Total.....	51,093	15,769				91,150	1,115
RECAPITULATION.														
British Empire.....	4	5		334	20		British Empire.....	273			342		70,326	1,065
Foreign Countries.....	1,688	593	746	698	1		Foreign Countries.....	50,820			15,427		20,824	50



## SESSIONAL PAPER No. 10b

[illegible]

VESSELS.

BOATS, CANOES AND PARTS, N.O.P.

[illegible]

GASOLINE LAUNCHES.

No.	No.	No.	No. 12	\$	\$	\$	\$
United Kingdom.....	1	7	445	United Kingdom.....	200	140,000	360,000
British West Indies.....	1	1	1	British West Indies.....	75	800	150
Newfoundland.....	1	1	1	Newfoundland.....	100	110	275
France.....	1	1	1	France.....	50	110	275
St. Pierre and Miquelon.....	1	1	1	St. Pierre and Miquelon.....	1,375	110	275
Mexico.....	1	1	1	Mexico.....	1,375	110	275

No. 20—Exports of Canadian Produce, by Articles and Countries, during Fiscal Years ended March 31, 1914-1918—*Con.*

Exported to—	1914	1915	1916	1917	1918	Exported to—	1914	1915	1916	1917	1918
VEHICLES AND VESSELS—Concluded.											
VESSELS—Continued.											
GASOLINE LAUNCHES—Concluded.											
United States.....	No. 2	No. 8	No. 4	No. 6	No. 1	United States.....	\$ 4,845	\$ 4,067	\$ 5,350	\$ 4,266	\$ 3,096
Alaska.....		2	2		6	Alaska.....	3,000	2,300	900		1,500
Total.....	15	11	14	463	20	Total.....	9,545	6,467	147,050	15,149,926	364,871
RECAPITULATION.						RECAPITULATION.					
British Empire.....	2	1	8	457	13	British Empire.....	275	100	140,800	15,145,660	360,275
Foreign Countries.....	13	10	6	6	7	Foreign Countries.....	9,270	6,367	6,250	4,266	4,296
SHIPS SOLD TO OTHER COUNTRIES.											
United Kingdom.....	No. 1	No. 8	No. 4	No. 6	No. 1	United Kingdom.....	\$	\$	\$	\$	\$
British East Indies—						British East Indies—					
India.....		3	2		1	India.....				369,866	1,220,000
British West Indies.....	3	4	5	13	38	British West Indies.....	28,000	44,000	14,000	134,500	47,000
Newfoundland.....	7				5	Newfoundland.....	24,450	13,400	22,600	88,100	45,500
France.....						France.....					603,850
Italy.....	1					Italy.....	11,193				1,190,000
Russia.....					1	Russia.....					1,500,000
Sweden.....	1					Sweden.....	43,800		7,500	25,000	794,500
United States.....	3	8	1	1	9	United States.....	21,050	391,500		7,500	
Alaska.....						Alaska.....					
Total.....	15	15	8	22	59	Total.....	128,493	448,900	44,100	624,966	5,400,850
RECAPITULATION.						RECAPITULATION.					
British Empire.....	10	7	7	20	44	British Empire.....	52,450	57,400	36,600	592,466	1,916,350
Foreign Countries.....	5	8	1	2	15	Foreign Countries.....	76,043	391,500	7,500	32,500	3,484,500
TOTAL VESSELS.											
United Kingdom.....	\$ 200	\$	\$ 140,000	\$ 15,515,016	\$ 1,580,000	Italy.....	\$ 11,193	\$	\$	\$	\$
Bermuda.....				10		Norway.....					
British East Indies—						Sweden.....	43,800				1,500,000
India.....				46,000	47,000	United States.....	23,895	305,567	12,850	37,231	804,911
British Guiana.....				209	932	Alaska.....	3,000	2,300	900	7,500	1,712
British Oceania.....						Total.....	138,038	455,367	191,150	15,840,510	5,786,802
New Zealand.....				136,011	46,488	RECAPITULATION.					
British West Indies.....	28,000	44,000	14,800	96,168	612,764	British Empire.....	52,725	57,500	177,400	15,794,586	2,287,174
Newfoundland.....	24,625	13,500	22,600	199	10	Foreign Countries.....	85,313	397,867	13,750	45,924	3,499,628
Brazil.....											
Denmark.....											
Greenland, Iceland, etc.											
France.....											
St. Pierre and Miquelon.....	50			1,203	2,336						



## RECAPITULATION—VEHICLES AND VESSELS

[illegible]

## WASTE—RAGS. ETC. ETC.

	Cwt.	Cwt.	Cwt.	Cwt.	Cwt.	\$	\$	\$	\$
United Kingdom.....	45,465	52,018	34,587	12,887	1,391	287,837	388,611	339,862	117,333
British East Indies— Arabia, India, &c.—									
Brazil & Oceania—				902					2,190
British West Indies—									
Australia.....	62						140		
British West Indies.....	54				300	474			
Hong Kong.....	112		1,925	5,716	112			1,920	15,785
Newfoundland.....	42	98		5	134	80			40
Belgium.....		2,638					157		
China.....	743	397				900	343		

No. 20—Exports of Canadian Produce, by Articles and Countries, during Fiscal Years ended March 31, 1914-1918—*Con.*

Exported to—	1914	1915	1916	1917	1918	Exported to—	1914	1915	1916	1917	1918
WASTE—RAGS, ETC.—Concluded.											
France.....	Cwt.	Cwt.	Cwt.	Cwt.	Cwt.	France.....	\$	\$	\$	\$	\$
Germany.....	1,269	489				Germany.....	10,776	5,152			
Japan.....	835	35				Japan.....	3,711	365			
Netherlands.....	1,771					Netherlands.....	1,817				
Dutch East Indies.....	80			541		Dutch East Indies.....	870			1,604	
Russia.....					43	Russia.....					64
United States.....	497,490	604,185	484,804	304,538	442,331	United States.....	514,179	680,969	549,026	500,059	625,912
Total.....	547,749	659,922	521,316	384,589	444,311	Total.....	820,644	1,080,769	890,808	637,011	638,174
RECAPITULATION.											
British Empire.....	45,561	52,178	36,512	19,510	1,937	British Empire.....	288,391	338,908	341,752	135,348	9,198
Foreign Countries.....	502,188	607,744	484,804	365,079	442,374	Foreign Countries.....	532,253	691,861	549,056	501,663	628,976
WOOD.											
UNMANUFACTURED.											
BARK FOR TANNING.											
United Kingdom.....	Cord.	Cord.	Cord.	Cord.	Cord.	United Kingdom.....	\$	\$	\$	\$	\$
United States.....	4,833	5,675	4,400	1,221	217	United States.....	25,577	42,370	22,239	7,248	615
Total.....	4,833	5,675	4,400	1,221	217	Total.....	25,577	42,370	22,239	7,248	615
RECAPITULATION.											
British Empire.....						British Empire.....					
Foreign Countries.....	4,833	5,675	4,400	1,221	217	Foreign Countries.....	25,577	42,370	22,239	7,248	615
FIREWOOD.											
United Kingdom.....	Cord.	Cord.	Cord.	Cord.	Cord.	United Kingdom.....	\$	\$	\$	\$	\$
Newfoundland.....	1				2	Newfoundland.....	6				12
St. Pierre and Miquelon.....	94	163	100	125	102	St. Pierre and Miquelon.....	330	519	371	657	742
United States.....	16,308	23,133	17,286	14,594	17,894	United States.....	49,272	80,257	55,717	42,215	70,920
Alaska.....					30	Alaska.....					75
Total.....	16,403	23,296	17,386	14,719	18,028	Total.....	49,608	80,776	56,088	42,872	71,749
RECAPITULATION.											
British Empire.....	1				2	British Empire.....	6				12
Foreign Countries.....	16,402	23,296	17,386	14,719	18,026	Foreign Countries.....	49,602	80,776	56,088	42,872	71,737

SESSIONAL PAPER No. 10b

## KNEES AND FUTLOCKS.

	No.	No.	No.	No.	No.	No.	\$	\$	\$	\$	\$
United Kingdom.....											
France—											
St. Pierre and Miquelon.....	30,326	11,344	20	12,100	29,789	11	33,404	33	10,629	39,356	39
United States.....						37,406		15,814			85,027
Total.....	30,326	11,364	12,100	29,789		37,417	33,404	15,877	10,629	39,356	85,066
RECAPITULATION.											
British Empire.....											
Foreign Countries.....	30,326	11,364	12,100	29,789		37,417	33,404	15,877	10,629	39,356	85,066

## LATHWOOD.

	Cord.	Cord.	Cord.	Cord.	Cord.	Cord.	\$	\$	\$	\$	\$
United Kingdom.....											
United States.....	72	12	584	730			258	42	2,920	3,650	
Total.....	72	12	584	730			258	42	2,920	3,650	
RECAPITULATION.											
British Empire.....											
Foreign Countries.....	72	12	584	730			258	42	2,920	3,650	

## LOGS—BIRCH.

	\$	\$	\$	\$	\$	\$	\$	\$	\$	\$	\$
United Kingdom.....											
United States.....							24,847	17,635		17,635	24,847
Total.....							34,970	86,679		86,679	34,970
RECAPITULATION.											
British Empire.....											
Foreign Countries.....							59,817	104,314			

## LOGS—CEDAR.

	\$	\$	\$	\$	\$	\$	\$	\$	\$	\$	\$
United Kingdom.....											
Japan.....	22										
United States.....	376,024	471,165	615,073	337,937			376,046	471,165	615,073	337,937	337,585
Total.....	376,046	471,165	615,073	337,937							
RECAPITULATION.											
British Empire.....											
Foreign Countries.....											

## LOGS—ELM.

	\$	\$	\$	\$	\$	\$	\$	\$	\$	\$	\$
United Kingdom.....											
United States.....	31,211	8,132	2,282	2,343			31,211	8,132	2,282	2,343	4,017
Total.....	33,721	13,758	5,030	5,282			2,510	5,626	2,748	2,939	2,935
RECAPITULATION.											
British Empire.....											
Foreign Countries.....											





[illegible]

LOGS—OTHER.

	£	£	£	£	£	£	£
United Kingdom.....	76,525	17,953	45,172	48,412	3,678	Total.....	212,836
British Oceania—							
New Zealand.....					880	RECAPITULATION.	
Newfoundland.....			80				
France.....	125						
United States.....	136,186	99,795	104,719	57,988	46,907	British Empire.....	76,525
						Foreign Countries.....	136,311
							117,748
							149,971
							106,400
							51,465

LUMBER—BASSWOOD.

	M. ft.	M. ft.	M. ft.	M. ft.	M. ft.	M. ft.	\$	\$	\$	\$
United Kingdom.....	117	197	205	28			3,187	7,195	7,013	1,326
British Africa, South.....			20						720	
Newfoundland.....	1			3			52			208
France.....	45	160	15				1,793	6,344	550	
Spain.....	14						615			
United States.....	510	926	1,060	1,125	537		9,345	24,514	26,230	16,642
Total.....	687	1,283	1,300	1,153	540		14,992	38,052	34,513	16,850
RECAPITULATION.										
British Empire.....	118	197	225	28	3		3,239	7,195	7,733	208
Foreign Countries.....	569	1,086	1,075	1,125	537		11,753	30,858	26,780	16,642

LUMBER—BATTENS.

[illegible]



## SESSIONAL PAPER No. 10b

## LUMBER—DEAL ENDS.

	St. hd.	St. hd.	St. hd.	St. hd.	St. hd.	St. hd.	St. hd.	St. hd.	\$	\$	\$	\$	\$
United Kingdom.....	6,179	5,767	5,326	5,336	496	249,088	241,310	212,092	251,725	23,284			
British Africa, South.....	382	514	41	5,835	18	13,670	17,498	1,616	2,152	1,706			
British Oceania—													
Australia.....	27			2					64				
France.....			250	808	401				27,768	18,597			
French Africa.....				4					130				
Portugal.....				14					401				
Spain.....			8						280				
United States.....	535	301	115	118	314	30,408	11,041	4,022	4,848	16,084			
Total.....	7,124	6,582	5,740	6,817	1,229	294,195	269,849	226,938	287,148	59,671			
RECAPITULATION.													
British Empire.....	6,583	6,281	5,367	5,873	514	293,787	258,808	213,708	253,941	24,990			
Foreign Countries.....	536	301	373	944	715	30,408	11,041	13,230	33,207	34,681			

## LUMBER—HICKORY.

	M. ft.	M. ft.	M. ft.	M. ft.	M. ft.	\$	\$	\$	\$	\$	\$
United Kingdom.....	59	8	82			2,993	355	5,751			
United States.....											
Total.....	59	8	82			2,993	355	5,751			
RECAPITULATION.											
British Empire.....											
Foreign Countries.....	59	8	82			2,993	355	5,751			

## LUMBER—LARCH.

	M.	M.	M.	M.	M.	\$	\$	\$	\$	\$	\$
United Kingdom.....	2,863	777	25	139	203	8,055	2,104	70	416		
Bermuda.....	430	381	357	510		1,566	1,201	1,146	1,563		
British Oceania—											
Australia.....	2,279	4,222	5,004		8,230	5,347	6,395	8,356		18,217	
New Zealand.....	5,330	1,046	233	886		13,002	2,323	589	2,012		
British West Indies.....	10	191		31		33	689		105		
Newfoundland.....	543				60	1,447					
Chile.....	42					100				330	
China.....			90	298				381	800		
France—											
St. Pierre and Miquelon.....	4					14					
Spain—											
Canary Islands.....		629,357	787,056	105	539,719	1,669,547	1,785,507	2,236,244	2,002,229	1,695,099	
United States.....	597,420			692,216	5				576	15	
Alaska.....				381							
Total.....	608,921	635,974	792,855	691,569	548,247	1,699,221	1,798,219	2,240,777	2,008,068	1,714,402	
RECAPITULATION.											
British Empire.....	11,455	6,617	5,709	1,566	8,433	20,580	12,712	10,152	4,096	18,958	
Foreign Countries.....	597,466	629,357	787,146	693,003	539,814	1,669,661	1,785,507	2,236,025	2,003,972	1,695,444	

No. 20—Exports of Canadian Produce, by Articles and Countries, during Fiscal Years ended March 31, 1914-1918—*Con.*

Exported to—	1914	1915	1916	1917	1918	Exported to—	1914	1915	1916	1917	1918
<p style="text-align: center;"><b>WOOD—Continued.</b> <b>UNMANUFACTURED—Continued.</b> <b>LUMBER—PALINGS.</b></p>											
United Kingdom.....	M. 55	M.	M.	M.	M.	United Kingdom.....	\$ 654	\$	\$	\$	\$
United States.....	2,854					United States.....	20,003				
Total.....	2,909					Total.....	20,657				
<p style="text-align: center;"><b>RECAPITULATION.</b></p>											
British Empire.....	55					British Empire.....	654				
Foreign Countries.....	2,854					Foreign Countries.....	20,003				
<p style="text-align: center;"><b>LUMBER—POCKETS.</b></p>											
United Kingdom.....	\$ 15,196	\$ 25,153	\$ 11,198	\$ 14,493	\$	United Kingdom.....	\$	\$	\$	\$	\$
British Oceania—						British Oceania—					
Australia.....	13,928	5,724	3,070	186	6,676	Australia.....					
Fiji.....	70		70	70		Fiji.....					
New Zealand.....		65				New Zealand.....					
Other.....	18	80				Other.....					
United States.....	177,361	83,100	224,230	150,811	109,631	United States.....	20,212	31,022	14,338	14,749	6,076
Total.....	206,573	114,122	238,568	165,560	116,307	Total.....	177,361	83,100	224,230	150,811	109,631
<p style="text-align: center;"><b>LUMBER—PLANKS AND BOARDS.</b></p>											
United Kingdom.....	M. ft. 74,571	M. ft. 68,348	M. ft. 107,918	M. ft. 107,564	M. ft. 32,854	United Kingdom.....	\$ 1,772,005	\$ 1,580,251	\$ 2,188,164	\$ 2,316,849	\$ 849,900
Bermuda.....	151	221	222	238	413	Bermuda.....	2,726	4,137	4,592	9,705	13,039
British Africa, East.....						British Africa, East.....					
South.....	16,359	9,997	5,297	10,639	6,046	South.....	267,038	137,643	73,864	131,302	127,568
West.....			96	30	86	West.....			2,694	1,415	2,834
British East Indies—						British East Indies—					
India.....		345			1,531	India.....		3,705			22,900
Straits Settlements.....						Straits Settlements.....					
Other.....			13			Other.....			293		
British Guiana.....	2,555	1,782	2,179	1,706	3,959	British Guiana.....	48,945	37,342	52,101	40,041	133,491
British Oceania—						British Oceania—					
Australia.....	5,770	8,313	2,755	366	19,310	Australia.....	83,902	93,305	32,184	12,529	353,168
Fiji.....	947	861	1,738	1,466	672	Fiji.....	16,910	18,264	16,910	34,530	16,755
New Zealand.....		872	126	296	433	New Zealand.....	20,888	10,888	1,609	11,172	4,571
British West Indies.....	10,275	8,144	6,476	9,879	6,608	British West Indies.....	206,007	165,913	132,926	219,558	175,609
Hong Kong.....	1,372	202		816	1,685	Hong Kong.....	17,652	3,102	18,742	13,256	31,380
Newfoundland.....	297	181	566	455	624	Newfoundland.....	6,842	3,921	15,231	13,905	19,317



## SESSIONAL PAPER No. 10b

Argentine Republic.....	55,661	19,236	29,877	22,540	194	1,276,295	423,445	692,619	507,661	7,316
Belgium.....	232	217			655	8,850	4,171			
Bolivia.....										15,075
Brazil.....	2,162		222	141	55	40,888		6,512	4,209	2,283
Chile.....	2,055	988		18	3,349	42,583	10,192		326	65,144
China.....	17	152	2,921	2,982	4,969	42,583	10,192	24,471	39,285	142,587
Cuba.....	11,739	17,189	12,247	9,971	6,146	227,125	303,097	231,594	199,908	164,403
Denmark.....	16					450				
Danish West Indies.....		15		36	96				1,918	3,906
Greenland, Iceland, etc.....			2				439			
France.....	333	274	5,585	33,978	6,300	9,996	7,360	103,313	657,921	122,843
French Guiana.....		45	24				1,432	755		
" West Indies.....	253		712	548	690	7,276	21,562	19,974	16,241	28,251
St. Pierre and Miquelon.....	81	343	39	169	351	1,525	6,817	846	3,739	9,569
Germany.....	214					10,683				
Greece.....								3,815		
Hayti.....	91	75	154	71	20	2,558	2,218	593	2,098	736
Japan.....	4,072	1,650	1,606	2,602	2,403	82,334	29,046	25,887	42,523	66,718
Mexico.....				53	138				1,487	4,705
Netherlands.....						2,650				
Nicaragua.....	106			44						
Panama.....		54	255	773	1,414		567	594	1,364	
Portugal.....								2,724	10,721	32,580
Azores and Madeira.....	1,401	348	655	1,239	551			16,905	31,464	16,006
Portuguese Africa.....	396					33,960	6,244			
Russia.....			11			6,800		579		
San Domingo.....			23	60				400	800	
Spain.....			48					509		
Canary Islands.....	716	502	814	2,745	599	19,087	13,301	22,912	75,269	22,577
United States.....	802,685	831,319	1,070,644	1,084,017	1,087,624	15,249,032	15,978,499	20,132,978	21,497,341	25,817,367
Alaska.....	3	5	6	3,429	134	126	334	251	40,651	2,792
Philippine Islands.....					503		549			10,421
Porto Rico.....	668	61			539	10,121	13,904	59,615	32,198	15,991
Uruguay.....	2,977	2,119	3,193	1,576	80	54,547	37,785		6,660	4,720
Venezuela.....	16		107	34	55	400		2,663	6,875	2,806
Total.....	999,079	975,420	1,256,289	1,300,753	1,190,706	19,514,128	18,921,445	23,880,341	25,976,526	28,305,458
RECAPITULATION.										
British Empire.....	112,375	99,266	127,080	133,524	73,841	2,436,434	2,058,471	2,529,310	2,801,667	1,746,592
Foreign Countries.....	886,704	876,154	1,129,209	1,167,229	1,116,865	17,087,694	16,862,974	21,351,031	23,174,859	26,558,866

## LUMBER—SCANTLING.

United Kingdom.....	M. ft.	M. ft.	M. ft.	M. ft.	M. ft.	\$	\$	\$	\$	\$
Bermuda.....	27,282	25,817	40,546	68,919	18,168	367,335	381,730	659,733	1,244,345	393,353
British Africa, South.....	23			16	125	454			304	3,038
British Guiana.....				18	22				300	680
British Oceania.....		5			2		148			70
Australia.....									394	
British West Indies.....	573		336	25	277	1,758		5,634	64	6,525
Newfoundland.....	4	2	22	3		68	34	278		
Argentine Republic.....	2,704	704	2,085	791		47,516	12,161	53,208	15,206	
France.....			5,740	19,408	8,191			101,289	312,882	173,017
St. Pierre and Miquelon.....		8					148			

No. 20—Exports of Canadian Produce, by Articles and Countries, during Fiscal Years ended March 31, 1914-1918—*Con.*

Exported to—	1914	1915	1916	1917	1918	Exported to—	1914	1915	1916	1917	1918
WOOD—Continued.											
UNMANUFACTURED—Continued.											
LUMBER—SCANTLING—Concluded.											
Spain.....	M. ft.	M. ft.	M. ft.	M. ft.	M. ft.	Spain.....	\$	\$	\$	\$	\$
Canary Islands.....	19	32	31	47,982	42,914	Canary Islands.....	460	1,610	1,742	695	695
United States.....	56,628	50,029	44,170	47,982	42,914	United States.....	847,290	802,338	713,237	815,101	893,893
Total.....	87,233	76,565	93,734	137,193	69,699	Total.....	1,204,881	1,196,559	1,535,731	2,389,294	1,472,558
RECAPITULATION.											
British Empire.....	27,882	25,824	40,804	63,981	18,594	British Empire.....	369,615	381,912	665,645	1,245,407	403,646
Foreign Countries.....	59,351	50,741	52,830	68,212	51,105	Foreign Countries.....	895,266	814,647	870,086	1,143,887	1,068,912
LUMBER—SHINGLES.											
United Kingdom.....	M.	M.	M.	M.	M.	United Kingdom.....	\$	\$	\$	\$	\$
Bermuda.....	52	782	29	2	13	Bermuda.....	292	2,475	93	4	43
British Africa, South.....	31	45	16			British Africa, South.....	98	24	83	49	
British Guiana.....					19	British Guiana.....					48
British Oceania—						British Oceania—					
Australia.....		1	301		136	Australia.....		3	539		298
New Zealand.....	883	5,645	757	450	1,065	New Zealand.....	2,023	12,334	1,025	940	470
British West Indies.....	19,424	18,019	10,739	18,739	13,833	British West Indies.....	29,240	23,831	18,631	33,956	1,367
Newfoundland.....	1,098	816	1,214	834	1,198	Newfoundland.....	3,253	2,115	3,695	2,454	3,884
Denmark.....						Denmark.....					
Danish West Indies.....	18		4			Danish West Indies.....	46		8		
France.....						France.....					
French West Indies.....				68		French West Indies.....				122	
St. Pierre and Miquelon.....	962	510	30	1,219	1,432	St. Pierre and Miquelon.....	1,448	1,330	110	2,564	2,840
Portugal.....						Portugal.....					
Portuguese Africa.....	120	1,333,165	1,783,963	1,784,900	1,896,343	Portuguese Africa.....	240	2,945,159	3,619,409	4,007,092	5,357,483
United States.....	666,512	1,333,165	1,783,963	1,784,900	1,896,343	United States.....	1,738,879	2,945,159	3,619,409	4,007,092	5,357,483
Alaska.....				50		Alaska.....	100			100	
Porto Rico.....	50	80				Porto Rico.....	100	210			
Total.....	689,150	1,359,069	1,796,473	1,806,262	1,914,154	Total.....	1,775,619	2,987,764	3,644,159	4,047,232	5,292,306
RECAPITULATION.											
British Empire.....	21,488	25,314	12,476	20,025	16,379	British Empire.....	34,906	41,065	24,632	37,354	31,983
Foreign Countries.....	667,662	1,333,755	1,783,997	1,786,237	1,897,775	Foreign Countries.....	1,740,713	2,946,699	3,619,527	4,009,878	5,260,323



No. 20—Exports of Canadian Produce, by Articles and Countries, during Fiscal Years ended March 31, 1914-1918—*Con.*

Exported to—	1914	1915	1916	1917	1918	Exported to—	1914	1915	1916	1917	1918
WOOD—Continued.											
UNMANUFACTURED—Continued.											
MASTS AND SPARS.											
	No.	No.	No.	No.	No.		\$	\$	\$	\$	\$
United Kingdom.....	2					United Kingdom.....	76				170
Bermuda.....	18					Bermuda.....	180		166		1,280
British Guiana.....	182	12	4			British Guiana.....	1,960	575	661		4,358
British West Indies.....	7	56	72			British West Indies.....	663	664	874	3,861	10,597
Newfoundland.....		6	2			Newfoundland.....		135	34	696	76
Cuba.....						Cuba.....				72	
Danish West Indies.....						Danish West Indies.....					1,800
France—						France—					
St. Pierre and Miquelon.....	33	31	9			St. Pierre and Miquelon.....	165	507	238	60	5,387
United States.....	57	63	102			United States.....	455	535	559	924	6,208
Philippine Islands.....						Philippine Islands.....				500	
Porto Rico.....						Porto Rico.....				22	
Total.....	299	168	189			Total.....	3,499	2,416	1,871	6,796	29,876
RECAPITULATION.						RECAPITULATION.					
British Empire.....	209	74	78			British Empire.....	2,879	1,374	1,074	5,218	16,405
Foreign Countries.....	90	94	111			Foreign Countries.....	620	1,042	797	1,578	13,471
MATCH BLOCKS.											
	\$	\$	\$	\$	\$		\$	\$	\$	\$	\$
United Kingdom.....		923				RECAPITULATION.					
United States.....	6,739	4,267		367	11,553	British Empire.....		923		367	11,553
Total.....	6,739	5,190	5,636	367	11,553	Foreign Countries.....	6,739	4,267	5,636		
PILING.											
	\$	\$	\$	\$	\$		\$	\$	\$	\$	\$
United Kingdom.....						RECAPITULATION.					
Newfoundland.....	1,450			2,949	1,758	British Empire.....	1,450			2,949	1,758
China.....		77				Foreign Countries.....	175,509	171,758	143,391	156,095	135,305
Japan.....		1,570									
United States.....	175,509	170,111	143,391	156,095	135,305						
Total.....	176,959	171,758	143,391	159,044	137,063						



SESSIONAL PAPER No. 10b

## POLES—HOP, HOOP, TELEGRAPH AND OTHER.

	\$	\$	\$	\$	\$	\$	\$	\$	\$	\$	\$
United Kingdom.....	1,347				1,600						
Bermuda.....	30	42				180					
British West Indies.....	4,972	1,500		8							
Newfoundland.....	255		200								
United States.....	120,750	160,611	70,355	172,314						1,800	8
Port Rico.....				44						70,355	168,232
Total.....	127,354	162,153	72,155	168,240	172,494					1,800	172,314

## RECAPITULATION.

British Empire..... 1,542  
Foreign Countries..... 160,611

## POSTS, SLEEPERS AND RAILROAD TIES.

	\$	\$	\$	\$	\$	\$	\$	\$	\$	\$	\$
United Kingdom.....		4,542	107,916	67,613	8,772						
British Africa, South.....		337									
British East Indies—											
India.....		93,670									
British Oceania—											
Australia.....			8								
Newfoundland.....		131									
China.....		2	5								
France.....		5									
Total.....											

## RECAPITULATION.

Japan..... 363  
United States..... 148,812  
Alaska..... 61

Total..... 247,996  
British Empire..... 98,680  
Foreign Countries..... 149,182

## PULP WOOD.

	Cord.	Cord.	Cord.	Cord.	Cord.	Cord.	Cord.	\$	\$	\$	\$
United Kingdom.....	1,089,384	1,010,914	879,934	982,671	1,002,127			7,388,770	6,817,311	5,743,847	8,339,278
United States.....											
Total.....	1,089,384	1,010,914	879,934	982,671	1,002,127			7,388,770	6,817,311	5,743,847	8,339,278
RECAPITULATION.											
British Empire.....	1,089,384	1,010,914	879,934	982,671	1,002,127			7,388,770	6,817,311	5,743,847	8,339,278
Foreign Countries.....											

## RECAPITULATION.

British Empire..... 6,448,189  
Foreign Countries..... 6,448,189

## SHINGLE BOITS OF PINE OR CEDAR.

	Cord.	Cord.	Cord.	Cord.	Cord.	Cord.	Cord.	\$	\$	\$	\$
United Kingdom.....	13,582	7,744	8,665	5,796	3,078			47,132	24,705	29,239	19,900
Japan.....		25							75		
United States.....											
Total.....	13,582	7,769	8,665	5,796	3,078			47,132	24,780	29,239	19,900
RECAPITULATION.											
British Empire.....	13,582	7,769	8,665	5,796	3,078			47,132	24,780	29,239	19,900
Foreign Countries.....											

## RECAPITULATION.

British Empire..... 19,900  
Foreign Countries..... 19,900

No. 20—Exports of Canadian Produce, by Articles and Countries, during Fiscal Years ended March 31, 1914-1918—*Con.*

Exported to—	1914	1915	1916	1917	1918	Exported to—	1914	1915	1916	1917	1918
WOOD—Continued.											
UNMANUFACTURED—Continued.											
STAVE BOLTS.											
United Kingdom.....						United Kingdom.....					
United States.....						United States.....					
Total.....						Total.....					
RECAPITULATION.						RECAPITULATION.					
British Empire.....						British Empire.....					
Foreign Countries.....						Foreign Countries.....					
TIMBER, SQUARE—ASH.											
United Kingdom.....						United Kingdom.....					
France.....						France.....					
Total.....						Total.....					
RECAPITULATION.						RECAPITULATION.					
British Empire.....						British Empire.....					
Foreign Countries.....						Foreign Countries.....					
TIMBER, SQUARE—BIRCH.											
United Kingdom.....						United Kingdom.....					
France.....						France.....					
St. Pierre and Miquelon.....						St. Pierre and Miquelon.....					
Germany.....						Germany.....					
Netherlands.....						Netherlands.....					
United States.....						United States.....					
Total.....						Total.....					
RECAPITULATION.						RECAPITULATION.					
British Empire.....						British Empire.....					
Foreign Countries.....						Foreign Countries.....					
TIMBER, SQUARE—ELM.											
United Kingdom.....						United Kingdom.....					
Newfoundland.....						Newfoundland.....					
France.....						France.....					
United States.....						United States.....					
Total.....						Total.....					
RECAPITULATION.						RECAPITULATION.					
British Empire.....						British Empire.....					
Foreign Countries.....						Foreign Countries.....					

## SESSIONAL PAPER No. 10b

TIMBER, SQUARE—MAPLE.

[illegible]

TIMBER, SQUARE—OAK.

[illegible]

TIMBER, SQUARE—RED PINE.

[illegible]

TIMBER, SQUARE—WHITE PINE.

[illegible]

## TIMBER, SQUARE—ALL OTHER N.O.P.

[illegible]

No. 20—Exports of Canadian Produce, by Articles and Countries, during Fiscal Years ended March 31, 1914-1918—*Con.*

Exported to—	1914	1915	1916	1917	1918	Exported to—	1914	1915	1916	1917	1918
United Kingdom.....	\$ 813	\$ 303				RECAPITULATION. British Empire..... Foreign Countries.....					
Belgium.....	5										
United States.....	7,701	13,388	24,194	18,596	14,682		813	303			
Alaska.....					25		7,706	13,388	24,194	18,596	14,707
Total.....	8,519	13,691	24,194	18,596	14,707						

## WOOD—Continued.

## UNMANUFACTURED—Concluded.

## OTHER ARTICLES OF FOREST PRODUCE.

## TOTAL UNMANUFACTURED WOOD.

	\$	\$	\$	\$	\$		\$	\$	\$	\$	\$
United Kingdom.....	10,629	9,892	14,125	14,849	4,501	Germany.....	18,291				
Bermuda.....	16,032	28,743	52,028	40,247	40,554	Greece.....	430	4,900			
British Africa, East.....			447	1,225		Hayti.....	2,558	2,098			736
"    South.....	344,853	202,033	143,439	204,027	267,433	Japan.....	82,366	26,282			67,318
"    West.....			2,094	1,415	2,834	Mexico.....				1,487	4,705
British East Indies—						Netherlands.....	4,930	5,350			
India.....		97,375			25,740	Panama.....		594	1,304		
Straits Settlements.....					21,600	Peru.....		3,284	12,641		38,630
Other.....	49,125	38,077	52,267	40,702	134,889	Portugal.....			18,466		
British Guiana.....						Azores and Madeira.....	33,960		31,464		16,096
British Oceania—						Portuguese Africa.....	7,040				
Australia.....	134,217	110,205	66,641	46,001	389,074	Russia.....			400	800	
Fiji.....	50,297	36,689	38,414	41,511	19,900	San Domingo.....			509		
New Zealand.....	15,518	28,023	3,972	14,878	8,782	Spain.....	615	16,805			
Other.....		80				Canary Islands.....	19,547	21,544	77,026		22,577
British West Indies.....	266,291	204,673	173,728	275,123	219,332	United States.....	29,274	30,990	34,573	36,871	44,676
Gibraltar.....			1,410			Hawaii.....	126	334	251	41,388	3,743
Hong Kong.....	17,662	3,102	8,745	13,256	36,410	Uruguay.....		607			
Newfoundland.....	15,326	1,046	22,563	28,671	52,499	Venezuela.....		549			
Argentine Republic.....	1,323,811	435,666	758,098	531,130	7,316	Philippine Islands.....	10,221	549	59,015	32,264	10,421
Belgium.....	25,560	8,188			15,075	Porto Rico.....	54,547	37,785		6,660	4,720
Bolivia.....					2,263	Uruguay.....	400		2,663	875	3,458
Brazil.....	41,223		6,512	7,116	15,075	Venezuela.....					
Chile.....	42,683	10,192		7,526	65,474	Total.....	42,743,275	42,593,639	51,202,970	55,864,539	51,826,121
China.....	408	2,111	24,857	40,085	142,711						



## SESSIONAL PAPER No. 10b

Cuba.....	227,125	303,661	231,594	199,980	174,511				
Denmark.....	450	439	8	1,918	5,706				
Danish West Indies.....	46		36						
Greenland, Iceland, etc.....									
France.....	22,809	20,184	740,612	2,299,636	782,743				
French Africa.....				3,220					
"Guiana.....		1,432	735						
"West Indies.....	7,276	21,362	19,974	16,363	28,251				
St. Pierre and Miquelon.....	3,837	9,851	1,970	7,382	19,349				

## MANUFACTURED.

## BARRELS, EMPTY.

United Kingdom.....	No.	No.	No.	No.	No.	\$	\$	\$	\$
Bermuda.....	177	69	116	100					
British Guiana.....		573	78		23				
British West Indies.....	1,356	3,183	981	1,488	804				
Newfoundland.....	2,658	2,781	7,672	3,923	8,672				
Belgium.....	59								
France.....				810	817				
St. Pierre and Miquelon.....	442								
Germany.....	7,713	7,724	10,375	8,602	17,519				
United States.....									
Total.....	12,405	14,330	19,222	14,923	27,835				
RECAPITULATION.									
British Empire.....	4,101	6,606	8,847	5,511	9,499				
Foreign Countries.....	8,214	7,724	10,375	9,412	18,336				
Total.....									
United Kingdom.....									
Bermuda.....									
British Guiana.....									
British West Indies.....									
Newfoundland.....									
Belgium.....									
France.....									
St. Pierre and Miquelon.....									
Germany.....									
United States.....									
Total.....									
British Empire.....									
Foreign Countries.....									
Total.....									

## DOORS, SASHES AND BLINDS.

United Kingdom.....	\$	\$	\$	\$	\$	\$	\$	\$	\$
Bermuda.....	13,400	4,975	6,167	1,189					
British Africa, South.....	2,465	990	410	924					
British East Indies.....	335	205		375					
British Oceania.....				678					
Australia.....									
New Zealand.....	658	145	1,250	395					
British West Indies.....	1,193	4,754	10,473	5,717	4,540				
Newfoundland.....	114	215		286					
China.....	475	506	165		6				
Total.....		153	318						
France.....									
St. Pierre and Miquelon.....									
United States.....									
Alaska.....									
Total.....									
British Empire.....									
Foreign Countries.....									
Total.....									

No. 20—Exports of Canadian Produce, by Articles and Countries, during Fiscal Years ended March 31, 1914-1918—Con.

Exported to—	1914	1915	1916	1917	1918	Exported to—	1914	1915	1916	1917	1918
WOOD—Continued.											
MANUFACTURED—Continued.											
HOUSEHOLD FURNITURE.											
United Kingdom.....	\$ 35,572	\$ 30,076	\$ 160,842	\$ 57,332	\$ 49,906	France.....	\$ 69	\$ 140	\$ 22	\$	\$
Bermuda.....	5,627	3,468	6,852	4,368	1,255	French Africa.....			368	115	91
British Africa, East.....			45	424		French West Indies.....			43		619
“ “ West.....	65,615	45,603	78,017	69,778	49,067	St. Pierre and Miquelon.....	3	9	122	483	439
British East Indies.....			163	417	525	Germany.....	80				
India.....		382				Havri.....				747	474
Straits Settlements.....			1,000	428		Japan.....	90		66	40	
Other.....				129		Korea.....	10				
British Guiana.....				44		Mexico.....	1,085	69			128
British Honduras.....	2,651	2,130	6,416	6,909	9,892	Netherlands.....	86			17	
British Oceania—					130	Dutch East Indies.....		32			1,852
Australia.....	102,329	57,837	5,808	911	854	Guiana.....	238			1,140	2,130
Fiji.....	58					Portugal—					
New Zealand.....	24,840	26,378	21,458	18,225	9,159	Azores and Madeira.....		27	37		27
British West Indies.....	13,384	10,858	18,095	29,317	23,523	Portuguese Africa.....			116	105	
Hong Kong.....				830		Russia.....	20,113				
Malta.....			124			Spain.....			321		
Newfoundland.....	68,658	34,720	33,253	88,388	64,506	United States.....	69,319	85,789	60,283	33,292	28,119
Argentina Republic.....	774	285	1,884	25,506	2,270	Alaska.....			44		205
Austria-Hungary.....	14					Hawaii.....					50
Belgium.....	75	750				Uruguay.....			7	386	
Brazil.....			15		1,152	Total.....	411,074	299,079	396,223	344,418	247,871
Chile.....	76			5	8	RECAPITULATION.					
China.....	98		328	141	148	British Empire.....	318,734	211,452	332,073	277,400	208,817
Costa Rica.....		338	220	236	469	Foreign Countries.....	92,340	88,227	64,150	67,018	39,054
Cuba.....	210	788	274	4,805	873						
Denador.....											

## MATCHES.

United Kingdom.....	\$	\$	\$	\$	\$	United States.....	\$	\$	\$	\$	\$
Bermuda.....						Alaska.....					2,159
British Guiana.....					300						32
British West Indies.....	128	198	763	475	4,950	Total.....	334	470	48,698	1,043	45,935
Newfoundland.....	85	26	35	40	8,539	RECAPITULATION.					
France.....			5,340		28,875	British Empire.....	213	224	42,873	519	13,789
St. Pierre and Miquelon.....	121	246	201	446	1,080	Foreign Countries.....	121	246	5,820	524	32,146

### MATCH SPLINTS.

[illegible]

MOULDINGS, TRIMMINGS AND OTHER HOUSE FURNISHINGS.

[illegible]

PAILS, TUBS, CHURNS AND OTHER HOLLOW WOODENWARE.

[illegible]

SPool-WOOD AND SPOOLS.

[illegible]

No. 20—Exports of Canadian Produce, by Articles and Countries, during Fiscal Years ended March 31, 1914-1918—*Con.*

Exported to—	1914	1915	1916	1917	1918	Exported to—	1914	1915	1916	1917	1918
--------------	------	------	------	------	------	--------------	------	------	------	------	------

WOOD—Continued											
MANUFACTURED—Concluded.											
WOOD PULP—CHEMICALLY PREPARED.											
United Kingdom.....	Cwt.	450	Cwt.	668,750	Cwt.	343,486	United Kingdom.....	\$	5,412	\$	2,077,923
British East Indies—							British East Indies—				
India.....						11,458	India.....				
Australia.....		698		1,701		7,472	Australia.....		2,094		6,386
New Zealand.....						4,363	New Zealand.....				
China.....				6,720		6,720	China.....				386
France.....		448		4,240		3,820	France.....				8,593
Japan.....		133,071		182,510		328,783	Japan.....		825		16,320
United States.....		2,289,961		3,288,816		4,651,728	United States.....		252,707		20,055
Total.....		2,424,328		3,494,816		5,385,010	Total.....		4,550,196		11,107,819
RECAPITULATION.							RECAPITULATION.				
British Empire.....		1,148		670,451		366,779	British Empire.....		2,894		37,103
Foreign Countries.....		2,423,180		3,475,566		5,018,231	Foreign Countries.....		4,803,728		6,763,843
Total.....		3,881		4,145,017		5,385,010	Total.....		7,700		17,413,218

WOOD PULP—MECHANICALLY GROUND.											
United Kingdom.....	Cwt.	2,195,036	Cwt.	362,531	Cwt.	494,474	United Kingdom.....	\$	1,102,470	\$	1,495,521
Cuba.....		37,980		410,200		626,285	Cuba.....		25,650		70,400
France.....		37,980		410,200		626,285	France.....		2,553,921		2,893,618
Mexico.....		2,915,601		3,875,972		5,495,221	Mexico.....		3,441,741		4,459,539
Spain.....		4,816,170		4,049,203		6,651,914	Spain.....		1,162,470		1,495,521
United States.....		2,195,036		362,531		494,474	United States.....		2,279,271		2,964,018
Total.....		2,933,581		4,266,672		6,157,140	Total.....		5,412		6,371,133
RECAPITULATION.							RECAPITULATION.				
British Empire.....		2,195,036		362,531		494,474	British Empire.....		2,894		37,103
Foreign Countries.....		3,968,666		4,266,672		6,157,140	Foreign Countries.....		4,803,728		6,763,843
Total.....		6,163,702		4,629,203		11,107,819	Total.....		7,700		17,413,218

OTHER MANUFACTURED WOOD.											
United Kingdom.....	\$	217,513	\$	102,091	\$	303,806	United Kingdom.....	\$	9	\$	379,488
Bermuda.....		469		1,251		433	Bermuda.....		1,362		821
British Africa, South.....		8,962		11,133		9,651	British Africa, South.....		97		20
British East Indies—							British East Indies—				
India.....							India.....				
British Guiana.....		1,350		679		570	British Guiana.....				
British Oceania—							British Oceania—				
Fiji.....		10,435		7,757		6,938	Fiji.....				
United States.....		288		16,716		6,882	United States.....		54		5,720
New Zealand.....		13,277		16,716		14,606	New Zealand.....				1,064
Total.....		21,000		27,882		34,800	Total.....		1,064		6,487,079



## SESSIONAL PAPER No. 10b

British West Indies.....	10,149	3,686	5,008	1,556	5,661	60
Hong Kong.....	19,508	18,323	19,911	13,095	99	286
Newfoundland.....	3,367	791	1,335	91	8,944	3,331
Argentina Republic.....	199	1,217	150	152	740	108,462
Austria-Hungary.....	1,747	40	370	1,216	30	300
Belgium.....	147	684	1,098	2,667	30	30
China.....	8,343	5,495	146	1,216	Total.....	396,842
Cuba.....	402	348	511	80	1,020	360,372
Danish West Indies.....	10,347	2,885	2,470	43	1,020	294,625
Greenland, Iceland, etc.	1,644	812	1,348	410	1,020	331,876
France.....						
French West Indies.....						
St. Pierre and Miquelon.....						
Germany.....						
Spain.....						
Switzerland.....						
Sweden.....						
United States.....						
Alaska.....						
Hawaii.....						
Total.....						
RECAPITULATION.						
British Empire.....						
Foreign Countries.....						
Total.....						

TOTAL MANUFACTURED WOOD.

[illegible]



## SESSIONAL PAPER No. 10b


ALL OTHER ARTICLES EXPORTED—ANIMAL PRODUCE.									
China.	47	2,163	10	RECAPITULATION.		10,732	199	283	
France.	9			British Empire.		5,859	83,262	12,363	
St. Pierre and Miquelon.	11,398	1,515		Foreign Countries.		311,469			
Germany.									
ALL OTHER ARTICLES EXPORTED—MANUFACTURED.									
United Kingdom.	\$	\$	\$	\$	\$	\$	\$	\$	\$
Bermuda.	21,574	1,803	3,842	3,038	55	670	365		
British Oceania—		35	50	25	38		45		
Australia.		50	75	650					
New Zealand.	238		12						
British West Indies.	937		553	411	181				
Newfoundland.	208	461				80,310	73,078	224,812	613,397
Austria-Hungary.	500					95		29	4
Cuba.	2,623	275							
France.	570			15					
French West Indies.	60		51			107,800	76,181	229,556	613,675
St. Pierre and Miquelon.		69							
RECAPITULATION.									
British Empire.						22,957	2,349	4,724	274
Foreign Countries.						84,843	73,832	224,832	613,401
ALL OTHER ARTICLES EXPORTED—MANUFACTURED.									
United Kingdom.	\$	\$	\$	\$	\$	\$	\$	\$	\$
Bermuda.	123,775	383,927	157,133	98,341	54,666	1,688	788	383	1,421
British Africa, East.	1,676	3,366	2,869	419	184				
British Africa, South.	3,316		1,355	1,679	4,744	2,473	27,890	3,250	10
British East Indies—						127		3,403	66
India.	635	720	52	452	3,926			141	
Straits Settlements.	4					23	328		4
Other.	14								
British Guiana.	685		398	541	200				30
British Oceania—									
Australia.	9,668	7,738	4,751	11,840	12,163	25		53	17
New Zealand.	21	1,050	4,518	540					
Other.	10,113	4,528	7,557	9,638	2,162			78	293
British West Indies.	39					2,500			7
Hong Kong.	3,300	2,259	2,000	316	982				
Newfoundland.	1,068	79	1,243	106		50	8		3
Argentina Republic.	28,642	21,297	18,287	6,142	7,241	2,055	276		
Austria-Hungary.	10	1,001	60	562	267				
Belgium.	301								
Brazil.	3,089	8,927				369,107	148	309,704	186,300
China.	133					1,917	2,372	1,123,584	138
Colombia.	3,116	3,094	1,910	366	1,458	52		1,126	7
Costa Rica.	6							35	
Cuba.	30	3						97	
Denmark.	28	9	2,750	10	1,000		6	25	
Danish West Indies.	50								
Ecuador.	51								
France.	410	45,656	39,709	1,115	6				
St. Pierre and Miquelon.	227		941	400	481				
Germany.	16,237	1,832				182,995	427,056	200,203	86,277
Italy.	9,057	119,115	42,038	71	78	412,885	591,333	405,958	207,076
RECAPITULATION.									
British Empire.						595,580	1,018,389	606,101	293,353
Foreign Countries.						182,995	427,056	130,014	86,277
Total.						412,885	591,333	1,120,098	207,076

No. 20—Exports of Canadian Produce, by Articles and Countries, during Fiscal Years ended March 31, 1914-1918—*Con.*

Exported to—	1914	1915	1916	1917	1918	Exported to—	1914	1915	1916	1917	1918
ALL OTHER ARTICLES EXPORTED—MISCELLANEOUS.											
United Kingdom.....	\$ 11,066	\$ 178,210	\$ 6,170,130	\$ 5,887,812	\$ 3,818,070	Norway.....	\$	\$	\$	\$	\$ 99
Bermuda.....			775	6,365	400	Roumania.....			6,062		
British East Indies—						Russia.....			12,475	1,770	
India.....				500	47,000	Serbia.....			79,600		
British Oceania—						Spain.....		75,954	14,066	21,041	68,116
Australia.....			266	3,491		United States.....	12,140				
New Zealand.....			442	25	136	Total.....	23,211	254,529	6,354,453	5,945,431	3,991,989
British West Indies.....		35	650		386	RECAPITULATION.					
Newfoundland.....			30,053	24,327	57,752	British Empire.....	11,066	178,245	6,172,263	5,898,193	3,865,992
Belgium.....			4,799	100		Foreign Countries.....	12,145	76,284	182,190	41,238	123,997
France.....			140								
Italy.....	5	300									
Japan.....											
Montenegro.....			35,005								
COIN AND BULLION.											
GOLD COIN.											
United Kingdom.....	\$	\$ 45	\$	\$	\$	RECAPITULATION.					
Bermuda.....				1,057		British Empire.....		85	200	30,257	
Hong Kong.....		40	200	29,200		Foreign Countries.....	15	15			
Newfoundland.....	15	15									
United States.....											
Total.....	15	100	200	30,257							
SILVER COIN.											
United Kingdom.....	\$ 54	\$	\$	\$ 18	\$	RECAPITULATION.					
Newfoundland.....	150			55,660		British Empire.....	204			55,678	
United States.....	1,000	467		35		Foreign Countries.....	1,000	467		35	
Total.....	1,204	467		55,713							







STATEMENT No. 21.

---

EXPORTS OF FOREIGN PRODUCE,  
BY ARTICLES AND COUNTRIES,  
DURING FISCAL YEARS ENDED MARCH 31,  
1914 TO 1918.





## SESSIONAL PAPER No. 10b

## HORSES, ONE YEAR OLD OR LESS.

United Kingdom.....	No.	No.	No.	No.	No.	No.	United Kingdom.....	\$	\$	\$	\$
United States.....	3				1		United States.....	300			25
Total.....	3				1		Total.....	300			25
RECAPITULATION.											
British Empire.....							British Empire.....				
Foreign Countries.....	3				1		Foreign Countries.....	300			25

## HORSES, OVER ONE YEAR OLD.

United Kingdom.....	No.	No.	No.	No.	No.	No.	United Kingdom.....	\$	\$	\$	\$
Newfoundland.....	1				4,744	6,711	Newfoundland.....	1,000			1,430,800
France.....					60	2,908	France.....				540
Mexico.....					69		Mexico.....				581,600
United States.....	2,114				1,741	4,356	United States.....	646,672			906,003
Total.....	2,115				7,143	14,800	Total.....	647,672			2,918,943
RECAPITULATION.											
British Empire.....	1				4,744	6,744	British Empire.....	1,000			1,431,340
Foreign Countries.....	2,114				2,399	7,204	Foreign Countries.....	646,672			1,487,603

## POULTRY.

United Kingdom.....	\$	\$	\$	\$	\$	\$	United Kingdom.....	\$	\$	\$	\$
United States.....	5,095				48	722	United States.....	5,095			722
Total.....	5,095				48	722	Total.....	5,095			1,847
RECAPITULATION.											
British Empire.....							British Empire.....				
Foreign Countries.....							Foreign Countries.....				48

## SHEEP, OVER ONE YEAR OLD.

United Kingdom.....	No.	No.	No.	No.	No.	No.	United Kingdom.....	\$	\$	\$	\$
United States.....	168				110	116	United States.....	3,915			100
Total.....	168				110	116	Total.....	3,915			100
RECAPITULATION.											
British Empire.....							British Empire.....				
Foreign Countries.....	168				110	116	Foreign Countries.....	3,915			100

No. 21—Exports of Foreign Produce, by Articles and Countries, during Fiscal Years ended March 31, 1914-1918—*Con.*

Exported to—	1914	1915	1916	1917	1918	Exported to—	1914	1915	1916	1917	1918
ANIMALS, LIVING—Concluded. SWINE.											
United Kingdom.....	No.	No.	No.	No.	No.	United Kingdom.....	\$	\$	\$	\$	\$
United States.....	1	1	1	1	1	United States.....	50	50	50	50	50
Total.....	1	1	1	1	1	Total.....	50	50	50	50	50
RECAPITULATION.											
British Empire.....	1	1	1	1	1	British Empire.....	50	50	50	50	50
Foreign Countries.....	1	1	1	1	1	Foreign Countries.....	50	50	50	50	50
OTHER ANIMALS.											
United Kingdom.....	\$ 90	\$	\$	\$	\$	United Kingdom.....	\$	\$	\$	\$	\$
France.....	16,082	11,157	7,218	691,950	981,700	France.....	16,142	11,157	7,223	691,950	981,700
United States.....	80	11,157	7,218	17,188	365,550	United States.....	90	11,157	7,223	17,238	365,550
Alaska.....	16,232	11,157	7,223	50	193,720	Alaska.....	16,142	11,157	7,223	17,238	365,550
Total.....	16,232	11,157	7,223	709,188	1,540,990	Total.....	16,142	11,157	7,223	17,238	365,550
RECAPITULATION.											
British Empire.....	16,232	11,157	7,223	709,188	1,540,990	British Empire.....	16,142	11,157	7,223	17,238	365,550
Foreign Countries.....	16,232	11,157	7,223	50	20	Foreign Countries.....	90	11,157	7,223	17,238	365,550
RECAPITULATION—ANIMALS, LIVING.											
United Kingdom.....	\$ 1,090	\$ 1,195,920	\$ 355,400	\$ 1,501,680	\$ 2,412,500	United Kingdom.....	\$	\$	\$	\$	\$
Newfoundland.....	1,090	1,195,920	355,400	1,501,680	2,412,500	Newfoundland.....	1,090	1,195,920	355,400	1,501,680	2,412,500
France.....	1,090	1,195,920	355,400	1,501,680	2,412,500	France.....	1,090	1,195,920	355,400	1,501,680	2,412,500
Mexico.....	694,246	665,220	520,126	588,035	1,103,720	Mexico.....	694,246	665,220	520,126	588,035	1,103,720
United States.....	80	11,157	7,223	50	20	United States.....	80	11,157	7,223	50	20
Alaska.....	16,232	11,157	7,223	50	20	Alaska.....	16,232	11,157	7,223	50	20
Total.....	695,436	1,963,690	889,331	2,098,765	4,463,930	Total.....	695,436	1,963,690	889,331	2,098,765	4,463,930
RECAPITULATION—APPAREL.											
United Kingdom.....	\$ 450	\$ 92	\$ 642	\$	\$	United Kingdom.....	\$	\$	\$	\$	\$
British Oceania—	450	92	642			British Oceania—	450	92	642		
New Zealand.....	450	92	642			New Zealand.....	450	92	642		
Nowfoundland.....	162	9	165			Nowfoundland.....	162	9	165		
Austria-Hungary.....	339					Austria-Hungary.....	339				
Belgium.....	125	432				Belgium.....	125	432			
Germany.....	125	218				Germany.....	125	218			
Japan.....	125	218				Japan.....	125	218			
Total.....	450	92	642	484	1,060	Total.....	450	92	642	484	1,060
RECAPITULATION—APPAREL.											
United States.....	\$ 2,312	\$ 2,029	\$ 2,152	\$ 2,833	\$ 6,367	United States.....	\$ 2,312	\$ 2,029	\$ 2,152	\$ 2,833	\$ 6,367
Total.....	2,312	2,029	2,152	2,833	6,367	Total.....	2,312	2,029	2,152	2,833	6,367
RECAPITULATION.											
British Empire.....	2,312	2,029	2,152	2,833	6,367	British Empire.....	2,312	2,029	2,152	2,833	6,367
Foreign Countries.....	2,312	2,029	2,152	2,833	6,367	Foreign Countries.....	2,312	2,029	2,152	2,833	6,367



No. 21—Exports of Foreign Produce, by Articles and Countries, during Fiscal Years ended March 31, 1914-1918—*Con.*

Exported to—	1914	1915	1916	1917	1918	Exported to—	1914	1915	1916	1917	1918
<b>ASHES, POT AND PEARL.</b>											
United Kingdom.....	Barrel.	Barrel.	Barrel.	Barrel.	Barrel.	United Kingdom.....	\$	\$	\$	\$	\$
United States.....	1	19	1	1	1	United States.....	3,487	3,487	1,877	300	300
Total.....	116	116	19	1	1	Total.....	3,487	3,487	1,877	300	300
<b>RECAPITULATION.</b>											
British Empire.....	116	116	19	1	1	British Empire.....	3,487	3,487	1,877	300	300
Foreign Countries.....	1	1	1	1	1	Foreign Countries.....	3,487	3,487	1,877	300	300
<b>BALSAM.</b>											
United Kingdom.....	\$	\$	\$	\$	\$	United Kingdom.....	\$	\$	\$	\$	\$
United States.....	91	950	13	13	13	United States.....	91	950	13	13	13
Total.....	91	950	13	13	13	Total.....	91	950	13	13	13
<b>BEVERAGES, SPIRITS, ETC.</b>											
<b>ALE AND BEER.</b>											
United Kingdom.....	Gal.	Gal.	Gal.	Gal.	Gal.	United Kingdom.....	\$	\$	\$	\$	\$
British Oceania—	484	935	400	25	10	British Oceania—	254	997	80	10	10
Australia.....	200	13,706	13,706	13,706	5,638	Australia.....	100	100	4,040	4,748	5,638
Newfoundland.....	180	6,753	6,753	6,753	770	Newfoundland.....	100	7,122	85	770	770
Germany.....	652	4,001	4,001	4,001	723	Germany.....	513	74	1,813	25	25
United States.....	665	42	61	30	25	United States.....	723	74	1,813	25	25
Alaska.....	2,181	10,440	4,462	8,267	6,443	Alaska.....	1,690	8,193	4,205	6,561	6,443
Total.....	684	935	400	13,731	5,648	Total.....	354	997	80	5,648	5,648
<b>RECAPITULATION.</b>											
British Empire.....	1,497	9,905	4,062	8,267	7,95	British Empire.....	1,336	7,196	4,125	6,561	6,561
Foreign Countries.....						Foreign Countries.....					





No. 21—Exports of Foreign Produce, by Articles and Countries, during Fiscal Years ended March 31, 1914-1918—*Con.*

Exported to—	1914	1915	1916	1917	1918	Exported to—	1914	1915	1916	1917	1918
BEVERAGES, SPIRITS, ETC.—Continued. SPIRITS AND WINES—Continued. SPIRITS—Gin.											
United Kingdom.....	Gal 39	Gal. 74	Gal. 330	Gal.	Gal.	United Kingdom.....	\$ 95	\$ 183	\$ 600	\$	\$
British West Indies.....				29	300	British West Indies.....				65	511
Hong Kong.....		6				Hong Kong.....		14			
Newfoundland.....	2	35	8	12		Newfoundland.....	1	18	5	14	
France.....						France.....					
St. Pierre and Miquelon.....				3	70	St. Pierre and Miquelon.....				5	44
Russia.....			8			Russia.....		8,986	11,964	14,193	47,159
United States.....	14,379	11,743	14,354	12,077	16,700	United States.....	10,967	8,986	11,964	14,193	47,159
Alaska.....	213	70	76	251	71	Alaska.....	403	136	137	549	190
Total.....	14,633	11,928	14,776	12,372	17,141	Total.....	11,466	9,337	12,731	14,796	47,907
RECAPITULATION.											
British Empire.....	41	115	338	41	300	British Empire.....	96	215	605	79	514
Foreign Countries.....	14,592	11,813	14,438	12,331	16,841	Foreign Countries.....	11,370	9,122	12,126	14,717	47,393
SPIRITS—Rum.											
United Kingdom.....	Gal.	Gal.	Gal.	Gal. 103	Gal.	United Kingdom.....	\$	\$	\$	\$	\$
Newfoundland.....	94	149	221	668	625	Newfoundland.....	25	52	106	150	801
British West Indies.....	81			2,988		British West Indies.....	288			1,487	
St. Pierre and Miquelon.....	4,621	5,644	4,805	2,777	2,545	St. Pierre and Miquelon.....	1,174	1,723	2,313	1,973	1,773
United States.....	52	88	29	74	3,585	United States.....	149	165	61	128	4,467
Alaska.....	251	72	54	241	180	Alaska.....	314	120	110	664	273
Total.....	4,996	5,953	5,109	6,854	6,935	Total.....	1,910	2,060	2,620	5,193	7,257
RECAPITULATION.											
British Empire.....	94	149	221	771	625	British Empire.....	25	52	106	644	801
Foreign Countries.....	4,905	5,801	4,888	6,083	6,310	Foreign Countries.....	1,885	2,008	2,514	4,549	6,453
SPIRITS—Whiskey.											
United Kingdom.....	Gal. 297	Gal. 2	Gal.	Gal. 1	Gal.	United Kingdom.....	\$ 654	\$ 6	\$	\$ 3	\$
British East India.....	2					British East India.....	10				

## SESSIONAL PAPER No. 106

British West Indies.....	22	17	71	43	71	43
Hong Kong.....	10	53	33	33	33	33
Newfoundland.....	74	90	588	199	292	1,175
Brazil.....				4		5
Cuba.....		1				
France—						
St. Pierre and Miquelon.....	370	338	138	266	325	199
Russia.....		23		93		
United States.....	1,541	8,647	6,789	3,798	27,275	34,153
Alaska.....	254	557	1,496	851	991	806
Hawaii.....	4		17			
Venezuela.....		17				54
Total.....	3,196	2,273	9,663	5,753	28,917	346,333
RECAPITULATION.						
British Empire.....	442	108	1,223	698	292	1,175
Foreign Countries.....	2,754	2,165	8,440	5,055	28,625	345,158

## SPIRITS—WOOD ALCOHOL.

United Kingdom.....						
United States.....	5	27		3	20	39
Total.....	5	27		3	20	39
RECAPITULATION.						
British Empire.....						
Foreign Countries.....	5	27		3	20	39

## OTHER SPIRITS, N.O.P.

United Kingdom.....	657	104				
British West Indies.....	45	55				
Newfoundland.....	45					
France.....						
St. Pierre and Miquelon.....						
Japan.....	114	712	245			210
Mexico.....	109	329	765			697
United States.....		29	3,009			170
Alaska.....			16			787
Total.....	970	900	4,035	1,938	1,371	13,088
RECAPITULATION.						
British Empire.....	702	159				160
Foreign Countries.....	268	741	4,035	1,344	1,371	14,032

No. 21—Exports of Foreign Produce, by Articles and Countries, during Fiscal Years ended March 31, 1914-1918—*Con.*

Exported to—	1914	1915	1916	1917	1918	Exported to—	1914	1915	1916	1917	1918
<b>BEVERAGES, SPIRITS, ETC.—Concluded.</b>											
<b>SPIRITS AND WINES—Concluded.</b>											
<b>TOTAL SPIRITS.</b>											
United Kingdom.....	Gal.	Gal.	Gal.	Gal.	Gal.	United Kingdom.....	\$	\$	\$	\$	\$
Bermuda.....	993	180	730	104		Bermuda.....	2,433	492	600	153	
British East Indies—			3			British East Indies—			18		
British West Indies.....	2	22		119	300	British West Indies.....	10	71		458	514
Hong Kong.....		16		741	47	Hong Kong.....		949	403	761	2,147
Newfoundland.....	283	313	319	2	1,182	Newfoundland.....	704			5	
Brazil.....				1		Brazil.....				4	
Cuba.....				2		Cuba.....				1,487	2,507
France.....	126			2,988	3,033	France.....	387	2,129	2,609	2,859	697
St. Pierre and Miquelon.....	4,683	6,014	5,143	3,354	765	St. Pierre and Miquelon.....	1,312		8	170	
Japan.....			2			Japan.....					
Mexico.....				71		Mexico.....					
Russia.....			31	20		Russia.....				111	
United States.....	16,979	14,765	27,510	19,078	107,948	United States.....	19,628	16,812	40,337	37,020	446,119
Alaska.....	1,083	473	531	1,325	418	Alaska.....	2,902	1,525	1,481	4,918	1,475
Hawaii.....	4					Hawaii.....	17				
Venezuela.....				17		Venezuela.....				54	
Total.....	24,153	21,783	34,269	28,423	113,666	Total.....	27,453	22,025	46,074	48,000	453,459
<b>RECAPITULATION.</b>											
British Empire.....	1,278	531	1,052	967	1,432	British Empire.....	3,147	1,559	1,021	1,372	2,661
Foreign Countries.....	22,875	21,252	33,217	27,456	112,184	Foreign Countries.....	23,306	20,466	45,053	46,628	450,798
<b>WINES.</b>											
United Kingdom.....	Gal.	Gal.	Gal.	Gal.	Gal.	United Kingdom.....	\$	\$	\$	\$	\$
Bermuda.....	37	1,164	18	1,000	2	Bermuda.....	390	872	169	1,657	20
British Guiana.....	9	18				British Guiana.....	50	180			
British West Indies.....	97	97		32		British West Indies.....	106	107		60	
Hong Kong.....	50				3	Hong Kong.....	278	527	732	5,885	629
Newfoundland.....	414	52	166	693	1,116	Newfoundland.....	1,784				5
China.....						China.....		59			
France.....	231	50	50			France.....	721	189			
French West Indies.....		16				French West Indies.....					56
St. Pierre and Miquelon.....				37	166	St. Pierre and Miquelon.....				18	
United States.....	3,440	4,702	5,563	11,371	2,248	United States.....	11,213	46,716	45,525	65,777	40,385
Alaska.....	116	50	36	66	18	Alaska.....	947	656	364	557	240
Total.....	4,394	6,218	5,784	13,199	13,184	Total.....	15,489	49,302	46,798	73,954	42,502



## SESSIONAL PAPER No. 106

RECAPITULATION.		RECAPITULATION.		RECAPITULATION.		RECAPITULATION.		RECAPITULATION.	
British Empire.....	607	1,331	1,725	1,121	2,608	1,686	909	7,602	654
Foreign Countries.....	3,787	4,887	11,474	12,063	12,831	47,616	45,880	66,352	41,908
TOTAL SPIRITS AND WINES.									
United Kingdom.....	Gal. 1,030	Gal. 1,344	Gal. 731	Gal. 104	Gal. 2	\$ 2,823	\$ 1,364	\$ 153	\$ 20
Bermuda.....	9	18	21	1,000		50	180	1,657	
British East Indies—									
India.....	2	97				10	107		
British Guiana.....	97					106			
British West Indies.....	22	16		151	300	71		518	514
Hong Kong.....	50	365	485	1,437	2,298	278	47		5
Newfoundland.....	697					2,488	1,476	6,646	2,776
Brazil.....								4	
China.....		59					55		
Cuba.....									
France.....	357	16		2,988		1,108	189	1,487	
French West Indies.....					166				86
St. Pierre and Miquelon.....	4,683	6,014	5,143	3,391	5,301	1,312	2,129	2,609	3,704
Japan.....			2		765			8	697
Mexico.....									
Russia.....			31	20				170	
United States.....	20,419	19,527	33,073	31,049	117,579	30,841	63,528	118	486,504
Alaska.....	1,199	523	567	1,391	436	3,909	2,181	86,302	5,475
Hawaii.....	4					17		1,845	1,715
Venezuela.....				17				54	
Total.....	28,547	28,001	40,053	41,622	126,550	42,942	71,327	121,954	496,021
RECAPITULATION.									
British Empire.....	1,885	1,862	1,237	2,692	2,603	5,755	3,245	8,974	3,315
Foreign Countries.....	26,662	26,139	38,816	38,930	124,247	37,187	68,082	112,980	492,706
RECAPITULATION—BEVERAGES, SPIRITS, ETC.									
United Kingdom.....	\$ 3,079	\$ 2,371	\$ 688	\$ 153	\$ 20	\$ 100	\$	\$	\$
Bermuda.....	50	180	187	1,657					697
British East Indies—									
India.....	10								
British Guiana.....	106	107							
British Oceania—									
Australia.....					10				
British West Indies.....	15	71		518	514				
Hong Kong.....	278	47			5				
Newfoundland.....	2,588	1,488	1,135	6,646	8,414	31,525	70,756	118	489,764
Brazil.....						4,632	90,515	111	
China.....		55					2,025	7,288	1,740
Cuba.....									
France.....	1,108	189		1,457		17		54	
French West Indies.....									
St. Pierre and Miquelon.....	1,312	2,129	2,609	2,877	3,735	44,820	79,648	131,328	504,985
Total.....									
RECAPITULATION.									
British Empire.....						6,126	4,264	8,974	8,963
Foreign Countries.....						38,694	75,384	122,354	496,022





No. 21—Exports of Foreign Produce, by Articles and Countries, during Fiscal Years ended March 31, 1914-1918—*Con.*

Exported to—	1914	1915	1916	1917	1918	Exported to—	1914	1915	1916	1917	1918
<p style="text-align: center;">BOOKS, PAPER, STATIONERY, ETC.—Concluded. PAPER, ETC.—Concluded. OTHER PAPER, N.O.F.</p>											
United Kingdom.....	\$ 4,276	\$ 1,032	\$ 3,249	\$ 4,303	\$ 1,191	United States.....	\$ 7,082	\$ 14,588	\$ 10,770	\$ 12,020	\$ 14,950
British Africa, South.....	.....	.....	.....	.....	665	Total.....	12,969	15,879	14,594	16,468	16,983
British Africa, North.....	.....	52	.....	.....	.....	RECAPITULATION.					
British Guiana.....	.....	.....	.....	.....	.....	British Empire.....	5,653	1,291	3,698	4,448	2,933
British Oceania—	.....	.....	.....	.....	.....	Foreign Countries.....	7,316	14,588	10,896	12,020	14,550
Australia.....	1,309	.....	400	.....	16						
British West Indies.....	68	207	49	115	161						
Newfoundland.....	234	.....	126	.....	.....						
Germany.....	.....	.....	.....	.....	.....						
Mexico.....	.....	.....	.....	.....	.....						
TOTAL PAPER, ETC.											
United Kingdom.....	\$ 10,647	\$ 3,318	\$ 6,135	\$ 4,348	\$ 3,049	Mexico.....	\$ 50,394	\$ 71,287	\$ 95,198	\$ 110,417	\$ 88,730
British Africa, South.....	.....	.....	.....	.....	665	United States.....	831	680	.....	.....	50
British Africa, North.....	.....	.....	.....	.....	.....	Alaska.....	.....	.....	.....	.....	.....
British Guiana.....	.....	.....	.....	.....	.....	Total.....	66,037	78,671	102,429	116,236	92,884
British Oceania—	.....	.....	.....	.....	.....	RECAPITULATION.					
Australia.....	2,062	216	122	573	73	British Empire.....	13,578	5,896	7,105	5,786	4,064
New Zealand.....	500	1,502	400	370	16	Foreign Countries.....	52,459	72,775	95,324	110,440	88,820
British West Indies.....	27	808	448	.....	261						
Newfoundland.....	342	808	.....	.....	.....						
France.....	.....	.....	.....	.....	40						
St. Pierre and Miquelon.....	1,234	.....	.....	23	.....						
Germany.....	.....	.....	.....	.....	.....						
PHOTOGRAPHS.											
United Kingdom.....	\$ 308	\$ 207	\$ 100	\$ 100	\$ 100	RECAPITULATION.					
British Oceania—	.....	.....	.....	.....	.....	British Empire.....	308	207	258	.....	.....
Australia.....	.....	.....	10	.....	.....	Foreign Countries.....	1,163	3,348	1,352	1,300	2,767
Newfoundland.....	.....	.....	148	.....	.....						
France.....	30	26	.....	.....	.....						
United States.....	1,133	3,322	1,382	1,300	2,767						
Total.....	1,471	3,555	1,640	1,300	2,767						



## SESSIONAL PAPER No. 10b

## STATIONERY.

	\$	\$	\$	\$	\$	\$	\$	\$	\$	\$
United Kingdom.....	1,137	1,971	615	238	25	Russia.....				
Bermuda.....		147		19	65	United States.....	3,250	5,759	3,046	256
British Oceania—						Alaska.....		20	82	3,613
Fiji.....				24		Total.....	4,580	7,954	3,788	4,965
New Zealand.....					300	RECAPITULATION.				
British West Indies.....					117	British Empire.....	1,339	2,175	640	1,096
Newfoundland.....	152	57	25	815	105	Foreign Countries.....	3,250	5,779	3,143	643
Argentine Republic.....										5,643
France—										
St. Pierre and Miquelon.....			20							

## RECAPITULATION—BOOKS, PAPER, STATIONERY, ETC.

	\$	\$	\$	\$	\$	\$	\$	\$	\$	\$
United Kingdom.....	37,519	74,028	18,969	7,845	4,072	Germany.....				
Bermuda.....	49	149		19	65	Japan.....	1,974	236		253
British Africa, South.....	500	5			665	Mexico.....			175	
British East Indies.....						Norway.....	5			
India.....		15			10	Peru.....				1,695
British Guiana.....		52	50	405		Russia.....				256
British Oceania—						United States.....	200,741	240,337	215,142	263,423
Australia.....	2,077	649	22	91	475	Alaska.....	831	825	119	55
Fiji.....				60	70	Hawaii.....			8	88
New Zealand.....	500	1,557	126	572	300	Philippines.....				185
British West Indies.....	477	95	400		138	Total.....	246,854	323,921	236,123	275,616
Newfoundland.....	1,152	1,614	1,082	2,383	1,110	RECAPITULATION.				
Argentine Republic.....					105	British Empire.....	42,274	78,194	20,649	6,905
Brazil.....						Foreign Countries.....	204,580	245,727	215,474	262,060
China.....				185	1,937					
Denmark.....	10	20								
Greenland, Iceland, etc.....					693					
France.....	1,014	4,309		2	279					
St. Pierre and Miquelon.....			30	24	40					

## BRICKS, CLAYS AND TILES.

## BRICKS.

	M.	M.	M.	M.	M.	\$	\$	\$	\$	\$
United Kingdom.....						United Kingdom.....				
Bermuda.....						Bermuda.....				
United States.....		22	5			United States.....	224		76	
Total.....		22	5			Total.....	224		76	
RECAPITULATION.						RECAPITULATION.				
British Empire.....						British Empire.....			76	
Foreign Countries.....			5			Foreign Countries.....	224			

No. 21—Exports of Foreign Produce, by Articles and Countries, during Fiscal Years ended March 31, 1914-1918—*Con.*

Exported to—	1914	1915	1916	1917	1918	Exported to—	1914	1915	1916	1917	1918
--------------	------	------	------	------	------	--------------	------	------	------	------	------

BRICKS, CLAYS AND TILES—Concluded. CLAY MANUFACTURES.											
United Kingdom.....	\$	\$	\$	\$	\$	RECAPITULATION. British Empire..... Foreign Countries.....	\$	\$	\$	\$	\$
British West Indies.....				110	720						
Newfoundland.....				4	812				1,047	110	720
France— St. Pierre and Miquelon.....	653	985	1,047	452			653	985		456	812
United States.....											
Total.....	653	985	1,047	566	1,532						

RECAPITULATION—BRICKS, CLAYS AND TILES.											
United Kingdom.....	\$	\$	\$	\$	\$	RECAPITULATION. British Empire..... Foreign Countries.....	\$	\$	\$	\$	\$
Bermuda.....											
British West Indies.....			76	110	720						
Newfoundland.....									76	110	720
France— St. Pierre and Miquelon.....	653	1,209	1,047	452	812		653	1,209	1,047	456	812
United States.....											
Total.....	653	1,209	1,123	566	1,532						

BROOMS AND WHISKIES.											
United Kingdom.....	\$	\$	\$	\$	\$	RECAPITULATION. British Empire..... Foreign Countries.....	\$	\$	\$	\$	\$
Bermuda.....											
Newfoundland.....				102							
Switzerland.....	59	3		600	250			3		102	250
United States.....	8		21				67		21	660	
Total.....	67	3	21	762	250						

BRUSHES.											
United Kingdom.....	\$	\$	\$	\$	\$	RECAPITULATION. British Empire..... Foreign Countries.....	\$	\$	\$	\$	\$
Newfoundland.....											
Germany.....	69	73		175	62						
Japan.....	478	132			10						
Switzerland.....	290	30	30	25	500		547	265	597	175	72
United States.....	30						1,850	1,130		2,303	2,409
Total.....	1,466	1,100	597	2,278	1,579						
	2,397	1,335	597	2,478	2,151						

## SESSIONAL PAPER No. 106

## CEMENT.

United Kingdom.....	\$	20	\$	2	\$	40	\$	720	RECAPITULATION.	\$		\$		\$	
Newfoundland.....				1,018											
France.....				20											
St. Pierre and Miquelon.....		15		167		132		29		20		1,020		40	720
United States.....		479		109		533		1,351		494		276		1,380	1,563
Total.....		514		1,296		665		1,420							
								2,583							

## COAL, COKE, ETC.

## CHARCOAL.

United Kingdom.....	\$		\$		\$		\$		RECAPITULATION.	\$		\$		\$	
United States.....						550									
Total.....						550						550			

## CINDERS.

United Kingdom.....	\$	20	\$		\$	55	\$		RECAPITULATION.	\$		\$		\$	
United States.....															
Total.....		20				55						11		55	

## COAL.

United Kingdom.....	Ton.	15	Ton.	7,561	Ton.	66	Ton.	53,027	United Kingdom.....	\$	106	\$		\$	
British West Indies.....		20				66			British West Indies.....		180				
Newfoundland.....		471		539		561		4,059	Newfoundland.....		3,694		5,299	872	
Belgium.....		20							Belgium.....		200				
France.....		23				10,493			France.....		100		13,566		
St. Pierre and Miquelon.....						43,742			St. Pierre and Miquelon.....					886	
United States.....		53,594		54,278		48,909		86,786	United States.....		165,274		73,622	177,699	
Alaska.....						43			Alaska.....				296	187	
Total.....		54,193		62,378		54,839		91,117	Total.....		169,164		92,783	179,644	
									RECAPITULATION.						
British Empire.....		556		8,100		561		4,031	British Empire.....		3,890		57,086	5,299	872
Foreign Countries.....		53,637		54,278		54,278		87,086	Foreign Countries.....		165,274		75,692	87,484	178,772

\* No. 21—Exports of Foreign Produce, by Articles and Countries, during Fiscal Years ended March 31, 1914-1918—*Con.*

Exported to—	1914	1915	1916	1917	1918	Exported to—	1914	1915	1916	1917	1918
<b>COKE.</b>											
United Kingdom.....	Ton.	Ton.	Ton.	Ton.	Ton.	United Kingdom.....	\$	\$	\$	\$	\$
United States.....					40	United States.....					152
Total.....					40	Total.....					152
<b>RECAPITULATION.</b>											
British Empire.....					40	British Empire.....					152
Foreign Countries.....						Foreign Countries.....					
<b>RECAPITULATION—COAL, COKE, ETC.</b>											
United Kingdom.....	\$	\$	\$	\$	\$	United Kingdom.....	\$	\$	\$	\$	\$
British West Indies.....		106	53,027		872	British West Indies.....					
Newfoundland.....		180				Newfoundland.....					
Belgium.....	4,031	3,604	4,059	5,299		Belgium.....					
France.....	200			13,566		France.....					
St. Pierre and Miquelon.....	100			73,677	886	St. Pierre and Miquelon.....					
United States.....	86,806	165,274	76,253	177,851	177,851	United States.....					
Alaska.....				296	187	Alaska.....					
Total.....	91,137	169,164	133,339	92,838	179,796	Total.....					
<b>CONTRACTORS' OUTFITS.</b>											
United Kingdom.....	\$	\$	\$	\$	\$	United Kingdom.....	\$	\$	\$	\$	\$
Newfoundland.....			29,604	17,640		Newfoundland.....					
Russia.....			1,200			Russia.....					
United States.....	92,807	220,345	214,111	244,111	668,664	United States.....					
Alaska.....			225		88,384	Alaska.....					
Total.....	92,807	220,345	245,268	261,751	751,048	Total.....					
<b>DRUGS, DYES, CHEMICALS AND MEDICINES.</b>											
<b>ACETATE OF LIME.</b>											
United Kingdom.....	Lb.	Lb.	Lb.	Lb.	Lb.	United Kingdom.....	\$	\$	\$	\$	\$
United States.....			51,700			United States.....					
Total.....			51,700			Total.....					
<b>RECAPITULATION.</b>											
British Empire.....						British Empire.....					
Foreign Countries.....						Foreign Countries.....					



## SESSIONAL PAPER No. 10b

## ACID, SULPHURIC.

United Kingdom.....	Lb.	Lb.	Lb.	Lb.	Lb.	United Kingdom Newfoundland.....	\$	\$	\$	\$
France—						France.....				
St. Pierre and Miquelon.....			2,000			St. Pierre and Miquelon.....			13	
United States.....					1,682,600	United States.....				20,590
Total .....			2,000		1,682,600	Total .....			13	20,590
RECAPITULATION.						RECAPITULATION.				
British Empire.....						British Empire.....				
Foreign Countries.....			2,000		1,682,600	Foreign Countries.....			13	20,590

## CALCIUM CARBIDE.

United Kingdom.....	Lb.	Lb.	Lb.	Lb.	Lb.	United Kingdom United States.....	\$	\$	\$	\$
United States.....						United States.....				
Total .....						Total .....				
RECAPITULATION.						RECAPITULATION.				
British Empire.....						British Empire.....				
Foreign Countries.....						Foreign Countries.....				

## DYE STUFFS.

United Kingdom.....	\$	\$	\$	\$	\$	United Kingdom Newfoundland.....	\$	\$	\$	\$
Newfoundland.....						Newfoundland.....				
United States.....	1,128	3,589	21,862	47	473	United States.....			3,613	473
Total .....	7,952	45,972	12,811	45,972	14,453	Total .....			8,068	14,453
RECAPITULATION.						RECAPITULATION.				
British Empire.....						British Empire.....				
Foreign Countries.....						Foreign Countries.....				

## EXTRACT OF HEMLOCK BARK.

United Kingdom.....	Barrel.	Barrel.	Barrel.	Barrel.	Barrel.	United Kingdom Newfoundland.....	\$	\$	\$	\$
Newfoundland.....						Newfoundland.....				
United States.....	71					United States.....			122	
Total .....	71					Total .....			2,048	
RECAPITULATION.						RECAPITULATION.				
British Empire.....						British Empire.....				
Foreign Countries.....						Foreign Countries.....			122	



EARTHENWARE.

ELECTRIC APPARATUS.[illegible]

No. 21—Exports of Foreign Produce, by Articles and Countries, during Fiscal Years ended March 31, 1914-1918—*Con.*

Exported to—	1914	1915	1916	1917	1918	Exported to—	1914	1915	1916	1917	1918
--------------	------	------	------	------	------	--------------	------	------	------	------	------

EXPLOSIVES.											
CARTRIDGES, GUN, RIFLE AND PISTOL.											
	\$	\$	\$	\$	\$	RECAPITULATION.	\$	\$	\$	\$	\$
United Kingdom.....		370	12	41	350						
Newfoundland.....			419								
Denmark.....					20	British Empire.....		370	431	41	350
Greenland, Iceland, etc.....			621	180,926	185,476	Foreign Countries.....	6,947	1,535	646	180,926	195,496
United States.....	6,947	1,535	25								
Alaska.....											
Total.....	6,947	1,905	1,077	180,967	185,846						

EXPLOSIVES AND FULMINATES, N.O.P.											
	\$	\$	\$	\$	\$	RECAPITULATION.	\$	\$	\$	\$	\$
United Kingdom.....	700				438						
British West Indies.....						British Empire.....		165			438
Newfoundland.....		165		79,270	117,219	Foreign Countries.....	32,567	17,870	10,501	79,532	117,219
United States.....	32,567	17,870	10,501	282							
Alaska.....											
Total.....	33,267	18,035	10,501	79,552	117,657						

RECAPITULATION—EXPLOSIVES.											
	\$	\$	\$	\$	\$	RECAPITULATION.	\$	\$	\$	\$	\$
United Kingdom.....	700	370	12	41	350						
British West Indies.....					438						
Newfoundland.....		165	419	41		British Empire.....		535	431	41	788
United States.....	39,514	19,405	11,122	260,196	312,695	Foreign Countries.....	39,514	19,405	11,147	260,478	312,715
Alaska.....			25	282							
Total.....	40,214	19,940	11,578	260,519	313,503						

FERTILIZERS.											
MANUFACTURED FERTILIZERS.											
	\$	\$	\$	\$	\$	RECAPITULATION.	\$	\$	\$	\$	\$
United Kingdom.....	1,699	7,000									
Newfoundland.....			30			British Empire.....		7,000			
United States.....	2,183	255	28,031	832	4,620	Foreign Countries.....	1,699	255	28,031	832	4,620
Total.....	3,882	7,255	28,061	832	4,620						



10b—59

**FOODSTUFFS.  
BAKING POWDER.**

**FOODSTUFFS.  
BAKING POWDER.**

BREADSTUFFS.

GRAIN.	Barley.
1870	1870
1871	1871
1872	1872
1873	1873
1874	1874
1875	1875
1876	1876
1877	1877
1878	1878
1879	1879
1880	1880
1881	1881
1882	1882
1883	1883
1884	1884
1885	1885
1886	1886
1887	1887
1888	1888
1889	1889
1890	1890
1891	1891
1892	1892
1893	1893
1894	1894
1895	1895
1896	1896
1897	1897
1898	1898
1899	1899
1900	1900

GRAIN.	Barley.
1870	1870
1871	1871
1872	1872
1873	1873
1874	1874
1875	1875
1876	1876
1877	1877
1878	1878
1879	1879
1880	1880
1881	1881
1882	1882
1883	1883
1884	1884
1885	1885
1886	1886
1887	1887
1888	1888
1889	1889
1890	1890
1891	1891
1892	1892
1893	1893
1894	1894
1895	1895
1896	1896
1897	1897
1898	1898
1899	1899
1900	1900

No. 21--Exports of Foreign Produce, by Articles and Countries, during Fiscal Years ended March 31, 1914-1918--*Con.*

Exported to—	1914	1915	1916	1917	1918	Exported to—	1914	1915	1916	1917	1918
<b>FOODSTUFFS—Continued.</b> <b>BREADSTUFFS—Continued.</b> <b>GRAIN—Continued.</b> <b>Beans.</b>											
United Kingdom.....	Bush.	Bush.	Bush.	Bush.	Bush.	United Kingdom.....	\$	\$	\$	\$	\$
Bermuda.....	89	70	21	19	416	Bermuda.....	148	111	96	45	2,230
British West Indies.....	1,581	1,855	1,048	2	8	British West Indies.....	2,673	2,725	3,866	9	33
Newfoundland.....	2	27		126	267	Newfoundland.....	4	39		534	1,005
France.....	75	2,310	335	19,392	110	France.....	129				475
St. Pierre and Miquelon.....	208				8,421	St. Pierre and Miquelon.....	330	4,547	828	50,992	34,960
Netherlands.....						Netherlands.....					
United States.....	1,955	4,262	1,423	19,539	9,252	United States.....	3,284	7,422	4,828	51,580	38,703
Total.....						Total.....					
<b>RECAPITULATION.</b> <b>British Empire.....</b> <b>Foreign Countries.....</b>											
British Empire.....	1,670	1,925	1,088	147	691	British Empire.....	2,821	2,836	4,000	558	3,268
Foreign Countries.....	285	2,337	335	19,392	8,531	Foreign Countries.....	463	4,586	828	50,992	35,435
<b>Corn.</b>											
United Kingdom.....	Bush.	Bush.	Bush.	Bush.	Bush.	United Kingdom.....	\$	\$	\$	\$	\$
Newfoundland.....	33,399	190,852	190,852	4,498,034	2,564,322	Newfoundland.....	20,039		143,800	4,499,178	4,529,101
France.....					436	France.....					1,015
St. Pierre and Miquelon.....				833	161	St. Pierre and Miquelon.....		21,954	11,100	530	364
United States.....		34,030	13,946		6,282	United States.....	11				10,170
Alaska.....	4					Alaska.....					
Total.....	33,403	34,030	204,798	4,498,867	2,571,201	Total.....	20,050	21,954	154,900	4,499,708	4,540,650
<b>RECAPITULATION.</b> <b>British Empire.....</b> <b>Foreign Countries.....</b>											
British Empire.....	33,399		190,852	4,498,034	2,564,758	British Empire.....	20,039		143,800	4,499,178	4,530,116
Foreign Countries.....	4	34,030	13,946	833	6,443	Foreign Countries.....	11	21,954	11,100	530	10,534
<b>Oats.</b>											
United Kingdom.....	Bush.	Bush.	Bush.	Bush.	Bush.	United Kingdom.....	\$	\$	\$	\$	\$
Belgium.....	40,285	1,819,621		350,529	201,971	Belgium.....	21,225	820,352		238,561	147,283
France.....		188,051		227,000	335,533	France.....		88,099		146,512	261,852
St. Pierre and Miquelon.....		86,000		40		St. Pierre and Miquelon.....		47,299		36	
Netherlands.....		520,475		1,939		Netherlands.....		223,650			
United States.....	4,500	2,060	101,720	10,386	105	United States.....	1,620	618	63,921	991	235
Alaska.....	1,396					Alaska.....	762			15,967	
Total.....	46,181	2,616,207	101,720	589,894	537,329	Total.....	23,607	1,180,018	63,921	402,097	409,370

## SESSIONAL PAPER No. 106

RECAPITULATION.			RECAPITULATION.			RECAPITULATION.		
British Empire.	40,285	1,819,621	350,529	201,971	British Empire.	820,352	238,561	147,283
Foreign Countries.	5,896	796,586	239,365	335,358	Foreign Countries.	359,666	163,506	262,087
Pease, Whole.								
Bush.	Bush.	Bush.	Bush.	Bush.	\$	\$	\$	\$
United Kingdom.....	8	77	362	United Kingdom.....	14	316	2,350	
Bermuda.....	355	37	2	British West Indies.....	618	103	6	
British West Indies.....	202	60	2	Newfoundland.....	475	160	8	69
France.....	565	174	2,726	St. Pierre and Miquelon.....	1,107	579	5,837	9,365
United States.....	363	114	19	Total.....	632	419	5,910	11,781
Total.....	202	60	2,707		475	160	65	2,350
RECAPITULATION.								
British Empire.....	363	114	19	British Empire.....	632	419	65	2,350
Foreign Countries.....	202	60	2,707	Foreign Countries.....	475	160	5,837	9,431

## Pease, Split.

Bush.	Bush.	Bush.	Bush.	Bush.	\$	\$	\$	\$
United Kingdom.....	5	77	362	United Kingdom.....	7	316	2,350	
Bermuda.....	187	37	2	Bermuda.....	316	147	196	
British West Indies.....	2	60	2	Newfoundland.....	3	150	196	
France.....	192	201	77	St. Pierre and Miquelon.....	323	196	196	
United States.....	192	199	77	Total.....	323	196	196	
Total.....	192	199	77		323	196	196	
RECAPITULATION.								
British Empire.....	192	199	77	British Empire.....	323	196	196	
Foreign Countries.....	192	199	77	Foreign Countries.....	3			

## Rye.

Bush.	Bush.	Bush.	Bush.	Bush.	\$	\$	\$	\$
United Kingdom.....	17,142	360,037	89,588	United Kingdom.....	69,356	11,999	392,278	175,045
Denmark.....	115,593	360,037	89,588	Denmark.....	71,902	193,790	87,281	
Netherlands.....	261,531	360,037	89,588	Netherlands.....	277,691	392,278	262,326	
United States.....	115,593	360,037	89,588	United States.....	69,356	11,999	392,278	175,045
Total.....	115,593	360,037	89,588	Total.....	69,356	11,999	392,278	175,045
RECAPITULATION.								
British Empire.....	115,593	360,037	89,588	British Empire.....	69,356	11,999	392,278	175,045
Foreign Countries.....	115,593	360,037	89,588	Foreign Countries.....	265,692	265,692	87,281	87,281

No. 21.—Exports of Foreign Produce, by Articles and Countries during Fiscal Years ended March 31, 1914-1918.—*Con.*

Exported to—	1914	1915	1916	1917	1918	Exported to —	1914	1915	1916	1917	1918
FOODSTUFFS—Continued.											
BREADSTUFFS—Continued.											
GRAIN—Concluded.											
Wheat.											
	Bush.	Bush.	Bush.	Bush.	Bush.		\$	\$	\$	\$	\$
United Kingdom.....	4,235,916	20,909,254	5,399,825	785,685	1,320,219	United Kingdom.....	4,132,966	20,695,037	8,217,914	1,142,682	3,615,734
British Africa, South.....		20,909,254	5,399,825	785,685	1,320,219	British Africa, South.....		59,143	41,876		
Gibraltar.....		1,226,011	220,896			Gibraltar.....		1,226,011	364,478		
Malta.....		40,000				Malta.....		39,200			
Austria-Hungary.....		58,697				Austria-Hungary.....		58,065			
Belgium.....		978,160				Belgium.....		919,731			
Denmark.....		116,494				Denmark.....		116,494			
France.....		3,868,113	1,343,316			France.....		3,830,894	2,220,859		
Germany.....		645,996				Germany.....		626,218			
Italy.....		1,362,220	2,856,224	158,605		Italy.....		1,311,769	4,156,891	237,907	
Netherlands.....		3,235,662	471,359			Netherlands.....		1,349,127	7,007,039		
Portugal.....		775,829				Portugal.....		763,279			
Spain.....		246,500				Spain.....		246,500			
Switzerland.....			500,926			Switzerland.....		751,390			
United States.....			119,415		8	United States.....		155,240			
Alaska.....						Alaska.....					17
Total.....	6,052,006	33,522,079	10,944,986	944,290	1,320,227	Total.....	5,907,841	33,042,368	16,615,687	1,380,589	3,615,751
RECAPITULATION.											
British Empire.....	4,235,916	22,234,408	5,653,746	785,685	1,320,219	British Empire.....	4,132,966	22,020,291	8,624,268	1,142,682	3,615,734
Foreign Countries.....	1,816,090	11,287,671	5,291,240	158,605	8	Foreign Countries.....	1,774,875	11,022,077	7,991,419	237,907	17
Other Grain.											
	Bush.	Bush.	Bush.	Bush.	Bush.		\$	\$	\$	\$	\$
United Kingdom.....	7,001	7,001	7,001	7,001	7,001	United Kingdom.....	5,617				
United States.....	7,001	7,001	7,001	7,001	7,001	United States.....	5,617				
Total.....	7,001	7,001	7,001	7,001	7,001	Total.....	5,617				
RECAPITULATION.											
British Empire.....	7,001	7,001	7,001	7,001	7,001	British Empire.....	5,617				
Foreign Countries.....						Foreign Countries.....					



## SESSIONAL PAPER No. 10b

## TOTAL GRAIN.

	Bush.	Bush.	Bush.	Bush.	Bush.	Bush.	\$	\$	\$	\$	\$
United Kingdom.....	4,903,644	23,607,604	5,590,775	6,105,457	4,210,966	United Kingdom.....	4,485,302	22,035,732	8,362,126	6,391,199	8,573,514
Bermuda.....	105	70	19	19	778	Bermuda.....	174	111	38	45	4,580
British Africa, South.....	59,143	33,025	4	4	8	British Africa, South.....		59,143	41,876	15	33
British West Indies.....	1,226,011	220,896				British West Indies.....		1,226,011	361,478		
Gibraltar.....	2,123	40,000				Gibraltar.....		39,200			
Malta.....	2,276	1,085				Malta.....		3,211		789	2,020
Newfoundland.....	327,837	58,697	220	220	703	Newfoundland.....	3,607	58,065	3,969		
Austria-Hungary.....	40,009	1,207,731				Austria-Hungary.....	317,555	1,030,685			
Belgium.....	248,133	196,393				Belgium.....	40,009	188,396			
Denmark.....	1,914,977	3,954,113	1,343,316	227,000	335,253	Denmark.....	4	3,878,193	2,220,859	146,512	261,852
France.....	2	29		42	280	France.....	244,447	42		44	908
St. Pierre and Miquelon.....	1,362,220	645,996				St. Pierre and Miquelon.....	136,000	626,218			
Germany.....	1,149,685	4,129,168	2,856,224	158,605		Germany.....	1,081,242	1,311,769	4,156,891	237,907	
Italy.....	775,829	246,500	471,359			Italy.....	763,279	3,626,142	707,039		
Netherlands.....	500,926					Netherlands.....	246,500	751,300			
Portugal.....	11,911	38,430	144,476	24,869	59,275	Portugal.....	8,042	27,168	58,350	141,776	
Spain.....	1,400			10,386	113	Spain.....			231,249	15,967	252
Switzerland.....						Switzerland.....					
United States.....						United States.....					
Alaska.....						Alaska.....					
Total.....	6,820,849	37,550,210	11,162,101	6,526,632	4,637,376	Total.....	6,317,155	35,119,865	16,839,915	6,850,828	8,984,935
RECAPITULATION.											
British Empire.....	4,905,872	24,935,104	5,845,800	6,105,730	4,242,455	British Empire.....	4,489,083	23,363,408	8,772,487	6,392,048	8,580,147
Foreign Countries.....	1,914,977	12,615,106	5,316,301	430,902	394,921	Foreign Countries.....	1,828,072	11,756,457	8,067,428	458,780	404,788

## GRAIN PRODUCTS.

## Bran.

	Cwt.	Cwt.	Cwt.	Cwt.	Cwt.		\$	\$	\$	\$	\$	\$
United Kingdom.....						United Kingdom.....						
United States.....	500					United States.....	373					
Alaska.....		220				Alaska.....		407	7	100		
Total.....	500	220				Total.....	373	407	22	160		
RECAPITULATION.						RECAPITULATION.						
British Empire.....						British Empire.....						
Foreign Countries.....	500	220				Foreign Countries.....	373	407	22	100		

## Malt.

	Bush.	Bush.	Bush.	Bush.	Bush.		\$	\$	\$	\$	\$	\$
United Kingdom.....						United Kingdom.....						
Newfoundland.....				500		Newfoundland.....						
Total.....				500		Total.....						
RECAPITULATION.						RECAPITULATION.						
British Empire.....				500		British Empire.....						
Foreign Countries.....						Foreign Countries.....						

No. 21--EXPORTS of Foreign Produce, by Articles and Countries, during Fiscal Years ended March 31, 1914-1918--*Con.*

Exported to—	1914	1915	1916	1917	1918	Exported to—	1914	1915	1916	1917	1918
<b>FOODSTUFFS—Continued.</b> <b>BREADSTUFFS—Continued.</b> <b>GRAIN PRODUCTS—Concluded.</b> <b>Oatmeal.</b>											
United Kingdom.....	Barrel.	Barrel.	Barrel.	Barrel.	Barrel.	United Kingdom.....	\$	\$	\$	\$	\$
United States.....	10					United States.....	54				
Total.....	10					Total.....	54				
<b>RECAPITULATION.</b> <b>British Empire.....</b> <b>Foreign Countries.....</b>											
	10						54				
<b>Wheat Flour.</b>											
United Kingdom.....	Barrel.	Barrel.	Barrel.	Barrel.	Barrel.	United Kingdom.....	\$	\$	\$	\$	\$
Malta.....						Malta.....		3,564			
Newfoundland.....			600			Newfoundland.....			4,500		
United States—	127	35				United States—	603	162			52
Alaska.....						Alaska.....					
Total.....	127	1,125	600			Total.....	603	3,726	4,500		52
<b>RECAPITULATION.</b> <b>British Empire.....</b> <b>Foreign Countries.....</b>											
	127	1,090	600				603	3,564	4,500		52
<b>Other Meal, n.o.p.</b>											
United Kingdom.....	Barrel.	Barrel.	Barrel.	Barrel.	Barrel.	United Kingdom.....	\$	\$	\$	\$	\$
United States.....				4		United States.....					43
Total.....				4		Total.....				43	
<b>RECAPITULATION.</b> <b>British Empire.....</b> <b>Foreign Countries.....</b>											
				4						43	



## No. 21--Exports of Foreign Produce, by Articles and Countries, during Fiscal Years ended March 31, 1914-1918--Con.

Exported to—	1914	1915	1916	1917	1918	Exported to—	1914	1915	1916	1917	1918
FOODSTUFFS—Continued.											
BREADSTUFFS—Concluded.											
BREADSTUFFS, OTHER THAN GRAIN AND GRAIN PRODUCTS—Concluded.											
Rice.											
United Kingdom.....	Lb.	Lb.	Lb.	Lb.	Lb.	United Kingdom.....	\$	\$	\$	\$	\$
Bermuda.....	262	1,120	15,456	2,272	45,064	Bermuda.....	8	47	471	118	3,904
British Honduras.....	448	4,386	40	224	507	British Honduras.....	12	121	156	9	275
British West Indies.....	10,927	6,882	4,600	1,882	1,131	British West Indies.....	293	145	3,175	85	76
Newfoundland.....			100,000	291,200	460,288	Newfoundland.....				6,264	17,000
Cuba.....						Cuba.....					
France—						France—					
St. Pierre and Miquelon.....	412	334	40	3,640	1,320	St. Pierre and Miquelon.....	11	12	2	160	83
Montenegro.....			4,480			Montenegro.....			108		
United States.....	663,514	624,230	617,000	756,223	467,850	United States.....	18,688	23,401	16,992	17,935	32,883
Total.....	675,563	636,902	741,576	1,055,441	976,203	Total.....	19,012	23,726	20,904	24,571	54,229
RECAPITULATION.											
British Empire.....	11,637	12,398	20,056	4,378	46,805	British Empire.....	313	313	627	212	4,263
Foreign Countries.....	663,926	624,504	721,520	1,051,063	929,438	Foreign Countries.....	18,699	23,413	20,277	24,359	49,966
Rice Meal.											
United Kingdom.....	Lb.	Lb.	Lb.	Lb.	Lb.	United Kingdom.....	\$	\$	\$	\$	\$
Newfoundland.....					42,037	Newfoundland.....					15,792
United States.....	100,000				3,000	United States.....	2,364				183
Total.....	100,000				45,037	Total.....	2,364				15,975
RECAPITULATION.											
British Empire.....					42,037	British Empire.....					15,792
Foreign Countries.....	100,000				3,000	Foreign Countries.....	2,364				183
TOTAL BREADSTUFFS, OTHER THAN GRAIN AND GRAIN PRODUCTS.											
United Kingdom.....	\$	\$	\$	\$	\$	United Kingdom.....	\$	\$	\$	\$	\$
Bermuda.....	449	148	332	125	17,514	Bermuda.....	25,705	27,217	17,242	20,400	35,098
British Empire.....		89			3,908	British Empire.....					
Foreign Countries.....						Foreign Countries.....					





No. 21—Exports of Foreign Produce, by Articles and Countries, during Fiscal Years ended March 31, 1914-1918—*Con.*

Exported to—	1914	1915	1916	1917	1918	Exported to—	1914	1915	1916	1917	1918
FOODSTUFFS—Continued.											
FISH.											
CODFISH, HADDOCK, LING AND POLLOCK, DRY-SALTED.											
United Kingdom.....	Cwt.	Cwt.	Cwt.	Cwt.	Cwt.	United Kingdom.....	\$	\$	\$	\$	\$
British Guiana.....	187	17	188	22	229	British Guiana.....	1,048	295	120	120	1,428
British West Indies.....	605	3,452	188	22	229	British West Indies.....	3,354	850	140	140	1,428
Newfoundland.....	10	133	11,009	3,869	809	Newfoundland.....	55	517	81,904	34,225	5,655
Brazil.....	2,034	4,283	626	4,951	809	Brazil.....	11,110	21,451	4,902	38,944	5,655
Cuba.....		112	25			Cuba.....		750	175		
Italy.....						Italy.....					
Netherlands.....						Netherlands.....					
Panama.....	101	505				Panama.....	495				
United States.....	570	311	826	4,389	4,000	United States.....	3,047	5,768	37,918	14,385	
Porto Rico.....			375	81		Porto Rico.....	3,683	2,462		576	
Total.....	3,219	9,284	13,117	13,329	5,038	Total.....	18,202	50,892	96,356	111,923	20,808
RECAPITULATION.											
British Empire.....	615	3,839	246	39	229	British Empire.....	3,409	23,111	1,145	260	1,428
Foreign Countries.....	2,604	5,445	12,871	13,290	4,809	Foreign Countries.....	14,793	27,781	95,211	111,663	19,440

CODFISH, HADDOCK, LING AND POLLOCK, FRESH.

United Kingdom.....	Lb.	Lb.	Lb.	Lb.	Lb.	United Kingdom.....	\$	\$	\$	\$	\$
United States.....		13,525	18,100	34,000	253,700	United States.....		632	368	4,815	11,978
Total.....		13,525	18,100	125,800	253,700	Total.....		632	368	7,515	11,978
RECAPITULATION.											
British Empire.....		13,525		91,800	253,700	British Empire.....		632		4,815	
Foreign Countries.....			18,100	34,000	253,700	Foreign Countries.....			368	2,700	11,978

## SESSIONAL PAPER No. 105

## CODFISH, HADDOCK, LING AND POLLOCK, PICKLED.

	Cwt.	Cwt.	Cwt.	Cwt.	Cwt.	\$	\$	\$	\$
United Kingdom.....	10					50			
Newfoundland.....									
Total.....	10					50			
RECAPITULATION.									
British Empire.....	10					50			
Foreign Countries.....									

## CODFISH, HADDOCK, LING AND POLLOCK—TONGUES AND SOUNDS.

	Lb.	Lb.	Lb.	Lb.	Lb.	\$	\$	\$	\$
United Kingdom.....	2,200	9,735				66	568		590
United States.....			8,000						
Total.....	2,200	9,735	8,000			66	568		590
RECAPITULATION.									
British Empire.....									
Foreign Countries.....	2,200	9,735	8,000			66	568		590

## CODFISH, HADDOCK, LING AND POLLOCK—WET, SALTED.

	Cwt.	Cwt.	Cwt.	Cwt.	Cwt.	\$	\$	\$	\$
United Kingdom.....	198	2,527	3,584			954	8,057	9,600	20,000
United States.....				4,000	2,777				16,648
Total.....	198	2,527	3,584	6,777		954	8,057	9,600	36,648
RECAPITULATION.									
British Empire.....				4,000				9,600	20,000
Foreign Countries.....	198	2,527	3,584	2,777		954	8,057		16,648

## HALIBUT, FRESH.

	Lb.	Lb.	Lb.	Lb.	Lb.	\$	\$	\$	\$
United Kingdom.....	28,663	473,475	29,800	25,300	28,900	1,471	23,678	2,984	3,034
United States.....			800	2,102,100	3,275,600			42	127,783
Total.....	28,663	473,475	30,600	2,127,400	3,304,500	1,471	23,678	3,026	130,817
RECAPITULATION.									
British Empire.....			29,800	25,300	28,900			2,984	3,034
Foreign Countries.....	28,663	473,475	800	2,102,100	3,275,600	1,471	23,678	42	127,783

No. 21—Exports of Foreign Produce, by Articles and Countries, during Fiscal Years ended March 31, 1914-1918—*Con.*

Exported to—	1914	1915	1916	1917	1918	Exported to—	1914	1915	1916	1917	1918
FOODSTUFFS—Continued.											
FISH—Continued.											
HERRINGS, CANNED.											
United Kingdom.....	Lb.	Lb.	Lb.	Lb.	Lb.	United Kingdom.....	\$	\$	\$	\$	\$
Bermuda.....		1,900	6,500	4,600	4,100	Bermuda.....		131	452	13,160	510
British West Indies.....				72	625	British West Indies.....				8	177
Newfoundland.....						Newfoundland.....					
France—						France—					
St. Pierre and Miquelon.....			36,750	48	500	St. Pierre and Miquelon.....			2,674	15	
United States.....				55,620	4,725	United States.....		131	3,126	55	688
Total.....		1,900	43,250			Total.....					
RECAPITULATION.						RECAPITULATION.					
British Empire.....		1,900	6,500	55,072	4,725	British Empire.....		131	452	13,680	688
Foreign Countries.....			36,750	348		Foreign Countries.....			2,674	70	
HERRINGS, FRESH OR FROZEN.											
United Kingdom.....	Lb.	Lb.	Lb.	Lb.	Lb.	United Kingdom.....	\$	\$	\$	\$	\$
United States.....	608,000	130,000		40,000	40,000	United States.....	12,813	1,300			1,070
Total.....	608,000	130,000		40,000	40,000	Total.....	12,813	1,300			1,070
RECAPITULATION.						RECAPITULATION.					
British Empire.....	608,000	130,000		40,000	40,000	British Empire.....	12,813	1,300			1,070
Foreign Countries.....						Foreign Countries.....					
HERRINGS, PICKLED.											
United Kingdom.....	Barrel.	Barrel.	Barrel.	Barrel.	Barrel.	United Kingdom.....	\$	\$	\$	\$	\$
Bermuda.....	2	20	5			Bermuda.....	9	240	21		
British Guiana.....	18	159	176	20		British Guiana.....	36	929	839	130	
British West Indies.....	74	99	49	74		British West Indies.....	210	541	250	397	
Newfoundland.....				2		Newfoundland.....				24	
United States.....	4,380	4,686	7,686	7,907	19,722	United States.....	29,045	17,985	41,157	63,344	167,000
Porto Rico.....			160			Porto Rico.....				794	
Total.....	4,474	4,964	8,076	8,003	19,722	Total.....	29,300	19,695	43,061	63,805	167,000
RECAPITULATION.						RECAPITULATION.					
British Empire.....	94	278	230	96		British Empire.....	255	1,710	1,110	551	
Foreign Countries.....	4,380	4,686	7,846	7,907	19,722	Foreign Countries.....	29,045	17,985	41,951	63,344	167,000



## SESSIONAL PAPER No. 10b

## HERRINGS, SMOKED.

United Kingdom.....	Lb.	Lb.	Lb.	Lb.	Lb.	Lb.	\$	\$	\$	\$
United States.....	11,600		25,006				580		1,000	
Total.....	11,600		25,006				580		1,000	
RECAPITULATION.										
British Empire.....										
Foreign Countries.....	11,600		25,006				580		1,000	

## LOBSTERS, CANNED.

United Kingdom.....	Lb.	Lb.	Lb.	Lb.	Lb.	Lb.	\$	\$	\$	\$
Newfoundland.....	32,784	19,056	63,848	12,288			14,530	5,955	20,429	5,120
Germany.....	14,208	1,920					6,512	680		
United States.....			230						70	
Total.....	46,992	20,976	64,078	12,288			21,042	6,635	20,499	5,120
RECAPITULATION.										
British Empire.....	32,784	20,976	63,848	12,288			14,530	6,635	20,429	5,120
Foreign Countries.....	14,208		230				6,512		70	

## MACKEREL, PICKLED.

United Kingdom.....	Barrel.	Barrel.	Barrel.	Barrel.	Barrel.	Barrel.	\$	\$	\$	\$
Bermuda.....	10	30					98	208		
British Guiana.....	218	1					1,897	13		
British West Indies.....	442	197	4	2			3,798	1,661	35	34
Colombia.....		10								
Costa Rica.....	49	4					431	37		
Cuba.....	320						1,763			
Denmark.....										
Danish West Indies.....	65	2						17		
Panama.....	39	28					590	254		
United States.....	40	163	5	141			618	718	65	2,288
Porto Rico.....							324			
Total.....	1,184	435	9	143			9,519	3,058	100	2,322
RECAPITULATION.										
British Empire.....	670	228	4	2			5,793	1,942	35	34
Foreign Countries.....	514	207	5	141			3,726	1,116	65	2,288

No. 21--Exports of Foreign Produce, by Articles and Countries, during Fiscal Years ended March 31, 1914-1918--*Con.*

Exported to--	1914	1915	1916	1917	1918	Exported to--	1914	1915	1916	1917	1918
<b>FOODSTUFFS--Continued.</b>											
<b>FISH--Continued.</b>											
<b>OYSTERS, CANNED</b>											
United Kingdom.....	Lb.	Lb.	Lb.	Lb.	Lb.	United Kingdom.....	\$	\$	\$	\$	\$
United States.....	24					United States.....	5				
Total.....	24					Total.....	5				
RECAPITULATION.						RECAPITULATION.					
British Empire.....						British Empire.....					
Foreign Countries.....	24					Foreign Countries.....	5				
<b>OYSTERS, FRESH.</b>											
United Kingdom.....	Barrel	Barrel	Barrel	Barrel	Barrel	United Kingdom.....	\$	\$	\$	\$	\$
United States.....	1					United States.....	9				
Total.....	1					Total.....	9				
RECAPITULATION.						RECAPITULATION.					
British Empire.....						British Empire.....					
Foreign Countries.....	1					Foreign Countries.....	9				
<b>SALMON, CANNED.</b>											
United Kingdom.....	Lb.	Lb.	Lb.	Lb.	Lb.	United Kingdom.....	\$	\$	\$	\$	\$
British Oceania--	240					British Oceania--	45				
Australia.....						Australia.....					
British West Indies.....	740					British West Indies.....	50				
United States.....	600					United States.....	30				
Total.....	1,580					Total.....	125				
RECAPITULATION.						RECAPITULATION.					
British Empire.....	980					British Empire.....	95				
Foreign Countries.....	600					Foreign Countries.....	30				

## SESSIONAL PAPER No. 10b

## SALMON, FRESH.

United Kingdom.....	Lb.	Lb.	Lb.	Lb.	Lb.	Lb.	\$	\$	\$	\$
United States.....	7,185	150	3,200	32,400	263,600	344,800	359	15	319	5,230
Total.....	7,185	150	3,200	296,000	344,800		359	15	319	13,243
RECAPITULATION.										
British Empire.....			3,200	32,400	263,600					5,230
Foreign Countries.....	7,185	150				344,800	359	15		13,243
Total.....										32,558

## SALMON, PICKLED.

United Kingdom.....	Barrel.	Barrel.	Barrel.	Barrel.	Barrel.	Barrel.	\$	\$	\$	\$
Bermuda.....	2		10	35			36		60	
British Guiana.....	23	22	12				230	270	147	568
British West Indies.....	60	13	8	66			591	183	100	1,069
United States.....	26	71	475	270			254	840	5,557	3,334
Total.....	111	106	505	371			1,111	1,293	5,864	4,961
RECAPITULATION.										
British Empire.....	85	35	30	101			857	453	307	1,627
Foreign Countries.....	26	71	475	270			254	840	5,557	3,334

## SALMON, SMOKED.

United Kingdom.....	Lb.	Lb.	Lb.	Lb.	Lb.	Lb.	\$	\$	\$	\$
United States.....			10	90					4	27
Total.....			10	90					4	27
RECAPITULATION.										
British Empire.....										
Foreign Countries.....			10	90					4	27

## SALMON OR LAKE TROUT.

United Kingdom.....	Lb.	Lb.	Lb.	Lb.	Lb.	Lb.	\$	\$	\$	\$
United States.....				10,200						619
Total.....				10,200						619
RECAPITULATION.										
British Empire.....										
Foreign Countries.....				10,200						619

No. 21--Exports of Foreign Produce, by Articles and Countries, during Fiscal Years ended March 31, 1914-1918--*Con.*

Exported to--	1914	1915	1916	1917	1918	Exported to--	1914	1915	1916	1917	1918
<b>FOODSTUFFS--Continued.</b> <b>FISH--Concluded.</b> <b>SEA FISH, OTHER, FRESH.</b>											
United Kingdom.....	Lb.	Lb.	Lb.	Lb.	Lb.	United Kingdom.....	\$	\$	\$	\$	\$
Newfoundland.....					6,400	Newfoundland.....					333
United States.....			25,400		110,600	United States.....			1,256		7,899
Total.....			25,400		117,000	Total.....			1,256		8,232
RECAPITULATION.						RECAPITULATION.					
British Empire.....					6,400	British Empire.....					333
Foreign Countries.....			25,400		110,600	Foreign Countries.....			1,256		7,899
SEA FISH, OTHER, PICKLED.											
United Kingdom.....	Barrel.	Barrel.	Barrel.	Barrel.	Barrel.	United Kingdom.....	\$	\$	\$	\$	\$
British West Indies.....	1		1	37	5	British West Indies.....	7			478	65
United States.....	70	5				United States.....	741	51			
Total.....	71	5	1	37	5	Total.....	748	51	8	478	65
RECAPITULATION.						RECAPITULATION.					
British Empire.....	1		1			British Empire.....	7		8		
Foreign Countries.....	70	5		37		Foreign Countries.....	741	51		478	65
SEA FISH, OTHER, PRESERVED.											
United Kingdom.....	Lb.	Lb.	Lb.	Lb.	Lb.	United Kingdom.....	\$	\$	\$	\$	\$
Bermuda.....	4,400	900			200	Bermuda.....	252	55			17
Newfoundland.....					10,000	Newfoundland.....		100			450
Japan.....		480		258		Japan.....				53	
United States.....	113,652	18,700	5,102	16,094	19,888	United States.....	10,478	2,148	988	2,694	3,188
Total.....	118,052	20,080	5,102	16,292	30,088	Total.....	10,700	2,303	988	2,747	3,655
RECAPITULATION.						RECAPITULATION.					
British Empire.....	4,400	900			10,200	British Empire.....	282	55			467
Foreign Countries.....	113,652	19,180	5,102	16,292	19,888	Foreign Countries.....	10,478	2,248	988	2,747	3,188





No. 21—Exports of Foreign Produce, by Articles and Countries, during Fiscal Years ended March 31, 1914-1918—*Con.*

Exported to—	1914	1915	1916	1917	1918	Exported to—	1914	1915	1916	1917	1918
<b>FOODSTUFFS—Continued.</b>											
<b>FRUITS AND NUTS—FRUITS, DRIED.</b>											
<b>APPLES, DRIED.</b>											
United Kingdom.....	Lb.	Lb.	Lb.	Lb.	Lb.	United Kingdom.....	\$	\$	\$	\$	\$
Newfoundland.....	2,500			350	50	Newfoundland.....	191			31	6
France—						France—					
St. Pierre and Miquelon.....				440		St. Pierre and Miquelon.....				36	
United States.....				3,750		United States.....			180	211	207
Alaska.....			1,490		1,490	Alaska.....					
Total.....	2,500		1,490	4,540	1,540	Total.....	191		180	278	213
<b>RECAPITULATION.</b>											
British Empire.....	2,500			350	50	British Empire.....	191			31	6
Foreign Countries.....			1,490	4,190	1,490	Foreign Countries.....			180	247	207
<b>DRIED FRUITS, N.O.P.</b>											
United Kingdom.....	Lb.	Lb.	Lb.	Lb.	Lb.	United Kingdom.....	\$	\$	\$	\$	\$
Bermuda.....	1,250	26,224	11,340		1,080	Bermuda.....	103	1,639	496		54
British Oceania—	29,809	19,537	12,766	9,823	2,929	British Oceania—	1,792	1,437	889	875	294
Fiji.....			400			Fiji.....			60		
British West Indies.....	370	52	284	450	25	British West Indies.....	34	5	26	51	2
Newfoundland.....	31,908	11,880	9,780	18,749	23,584	Newfoundland.....	1,222	519	592	1,219	1,527
China.....			285		55	China.....			23		8
France.....				2,142	76,489	France.....	202	249	134	178	8,318
St. Pierre and Miquelon.....	5,617	2,920	1,710		3,233	St. Pierre and Miquelon.....	1,882				287
Germany.....	38,175				2,240	Germany.....					
Japan.....		2,005				Japan.....		179			259
Spain.....				199,448	341,335	Spain.....		11,050	7,043	33,134	43,434
United States.....	90,095	147,750	70,341		435	United States.....	5,564				45
Alaska.....						Alaska.....					
Total.....	196,824	210,968	106,906	230,612	451,395	Total.....	10,769	15,078	9,263	25,457	54,228
<b>RECAPITULATION.</b>											
British Empire.....	62,937	57,693	34,570	29,022	27,618	British Empire.....	3,151	3,600	2,063	2,145	1,877
Foreign Countries.....	133,887	133,275	72,336	201,590	423,777	Foreign Countries.....	7,618	11,478	7,200	23,312	52,351
<b>FRUITS AND NUTS—TOTAL DRIED FRUITS.</b>											
United Kingdom.....	Lb.	Lb.	Lb.	Lb.	Lb.	United Kingdom.....	\$	\$	\$	\$	\$
Bermuda.....	1,250	26,224	11,340		1,080	Bermuda.....	103	1,639	496		54
British Oceania—	29,809	19,537	12,766	9,823	2,929	British Oceania—	1,792	1,437	889	875	294
Fiji.....						Fiji.....			60		
Total.....			400			Total.....					

## SESSIONAL PAPER No. 106

British West Indies.....	370	52	284	450	125	34	5	26	51	2
Newfoundland.....	34,008	11,880	9,780	19,069	23,531	1,413	519	502	1,250	1,583
France.....			285		76,489			23		8,318
St. Pierre and Miquelon.....	5,017	2,920		2,582	3,233	202	249	134	214	287
Germany.....	38,175		1,710		2,240	1,852				259
Japan.....		2,605								
Spain.....		9,605								
United States.....	90,095	147,750	70,341	203,198	341,395	5,564	11,050	7,043	23,345	43,434
Alaska.....			1,499		1,925			180		252
Total.....	199,324	210,968	108,405	275,152	452,935	10,900	15,078	9,443	25,735	54,441
RECAPITULATION.										
British Empire.....	65,437	57,693	34,570	29,372	27,668	3,342	3,800	2,063	2,176	1,883
Foreign Countries.....	133,887	153,275	73,835	205,780	425,267	7,618	11,478	7,380	23,559	52,558

## FRUITS AND NUTS—FRUITS, GREEN.

## APPLES.

United Kingdom.....	Barrel.	Barrel.	Barrel.	Barrel.	Barrel.	\$	\$	\$	\$	\$
British Oceania—										
Australia.....		668	117	10,751					57,260	
Fiji.....		67	67				2,084	560		
New Zealand.....		133	727	33			295	295	99	
Hong Kong.....	5		3		2		400	2,970		
Newfoundland.....	4		10	114	30			27	30	11
China.....								55	468	166
France.....								35		
St. Pierre and Miquelon.....		7	20	4			26	97	11	
Japan.....		594	485	398			1,849	10		
United States.....	702	594			4,011	2,242	1,420	1,537	14,608	
Alaska.....	5	1		5		74	14		93	
Total.....	716	1,488	1,442	11,308	4,043	2,363	4,277	5,898	59,488	14,785
RECAPITULATION.										
British Empire.....	9	886	925	10,901	32	47	2,808	3,907	57,847	177
Foreign Countries.....	707	602	517	407	4,011	2,316	1,469	1,991	1,641	14,608

## BERRIES, ALL KINDS.

United Kingdom.....	\$	\$	\$	\$	\$	\$	\$	\$	\$	\$
Bermuda.....		6								
Newfoundland.....	36			87	189				87	189
United States.....	15,809	3,036	1,267	332	14	36	6		332	14
Total.....	15,845	3,042	1,267	419	203	15,809	3,036	1,267		
RECAPITULATION.										
British Empire.....										
Foreign Countries.....										







No. 21—EXPORTS of Foreign Produce, by Articles and Countries, during Fiscal Years ended March 31, 1914-1918—*Con.*

Exported to—	1914	1915	1916	1917	1918	Exported to—	1914	1915	1916	1917	1918
<b>FOODSTUFFS—Continued.</b>											
<b>HONEY.</b>											
United Kingdom.....	Lb.	Lb.	Lb.	Lb.	Lb.	United Kingdom.....	\$	\$	\$	\$	\$
British West Indies.....	3,439	675	25			British West Indies.....	241	48	3		
United States.....						United States.....					
Total.....	3,439	675	25			Total.....	241	48	3		
<b>RECAPITULATION.</b>						<b>RECAPITULATION.</b>					
British Empire.....	3,439	675	25			British Empire.....	241	48	3		
Foreign Countries.....						Foreign Countries.....					
<b>HOPS.</b>											
United Kingdom.....	Lb.	Lb.	Lb.	Lb.	Lb.	United Kingdom.....	\$	\$	\$	\$	\$
Newfoundland.....	30,900			21,110		Newfoundland.....	6,175			3,655	
United States.....	1,387	1,200		300	4,346	United States.....	64	276		84	709
Total.....	32,287	1,200		21,410	4,346	Total.....	6,463	276		3,739	709
<b>RECAPITULATION.</b>						<b>RECAPITULATION.</b>					
British Empire.....	31,087	1,200		21,410	4,346	British Empire.....	6,239			3,739	
Foreign Countries.....						Foreign Countries.....	224	276			709
<b>MILK AND CREAM.</b>											
<b>CONDENSED, CANNED OR PRESERVED.</b>											
United Kingdom.....	Lb.	Lb.	Lb.	Lb.	Lb.	United Kingdom.....	\$	\$	\$	\$	\$
Newfoundland.....			163	18,154	2,941	Newfoundland.....			11	1,195	207
France.....				1,307	382	France.....				106	33
St. Pierre and Miquelon.....				350	26,898	St. Pierre and Miquelon.....				44	2,380
United States.....	40,000			12,576	648	United States.....	4,101			824	43
Alaska.....						Alaska.....					
Total.....	40,000		163	32,387	30,869	Total.....	4,101		11	2,169	2,663
<b>RECAPITULATION.</b>						<b>RECAPITULATION.</b>					
British Empire.....			163	18,154	2,941	British Empire.....			11	1,195	207
Foreign Countries.....	40,000			14,233	27,928	Foreign Countries.....	4,101			974	2,456

## SESSIONAL PAPER No. 106

## CREAM, FRESH.

	Gal.	Gal.	Gal.	Gal.	Gal.	\$	\$	\$	\$	\$	\$
United Kingdom.....	.....	.....	.....	.....	.....	.....	.....	.....	.....	.....	.....
United States.....	88	.....	.....	.....	.....	88	.....	.....	.....	.....	.....
Total.....	88	.....	.....	.....	.....	88	.....	.....	.....	.....	.....
RECAPITULATION.											
British Empire.....	88	.....	.....	.....	.....	88	.....	.....	.....	.....	.....
Foreign Countries.....	.....	.....	.....	.....	.....	.....	.....	.....	.....	.....	.....

## TOTAL MILK AND CREAM.

	\$	\$	\$	\$	\$	\$	\$	\$	\$	\$	\$
United Kingdom.....	.....	.....	.....	.....	.....	.....	.....	.....	.....	.....	.....
Newfoundland.....	.....	.....	.....	.....	.....	.....	.....	.....	.....	.....	.....
France—	.....	.....	.....	.....	.....	.....	.....	.....	.....	.....	.....
St. Pierre and Miquelon.....	.....	.....	.....	.....	.....	.....	.....	.....	.....	.....	.....
United States.....	4,189	.....	.....	.....	.....	4,189	.....	.....	.....	.....	.....
Alaska.....	.....	.....	.....	.....	.....	.....	.....	.....	.....	.....	.....
Total.....	4,189	.....	.....	.....	.....	4,189	.....	.....	.....	.....	.....
RECAPITULATION.											
British Empire.....	.....	.....	.....	.....	.....	.....	.....	.....	.....	.....	.....
Foreign Countries.....	.....	.....	.....	.....	.....	.....	.....	.....	.....	.....	.....

## PROVISIONS (Butter, Cheese, Eggs, Lard and Meats.)

## BUTTER.

	Lb.	Lb.	Lb.	Lb.	Lb.	Lb.	\$	\$	\$	\$	\$	\$
United Kingdom.....	.....	.....	.....	.....	.....	.....	.....	.....	.....	.....	.....	.....
Bermuda.....	41,704	.....	.....	.....	.....	.....	11,205	.....	.....	.....	.....	.....
British West Indies.....	11,056	.....	.....	.....	.....	.....	3,473	.....	.....	.....	.....	.....
China.....	.....	.....	.....	.....	.....	.....	.....	.....	.....	.....	.....	.....
Denmark—	.....	.....	.....	.....	.....	.....	.....	.....	.....	.....	.....	.....
Danish West Indies.....	686	.....	.....	.....	.....	.....	173	.....	.....	.....	.....	.....
France.....	.....	.....	.....	.....	.....	.....	.....	.....	.....	.....	.....	.....
St. Pierre and Miquelon.....	760	.....	.....	.....	.....	.....	180	.....	.....	.....	.....	.....
Panama.....	1,444	.....	.....	.....	.....	.....	363	.....	.....	.....	.....	.....
United States.....	65,000	.....	.....	.....	.....	.....	17,561	.....	.....	.....	.....	.....
Alaska.....	.....	.....	.....	.....	.....	.....	.....	.....	.....	.....	.....	.....
Total.....	124,122	.....	.....	.....	.....	.....	33,907	.....	.....	.....	.....	.....
RECAPITULATION.												
British Empire.....	56,232	.....	.....	.....	.....	.....	15,620	.....	.....	.....	.....	.....
Foreign Countries.....	67,890	.....	.....	.....	.....	.....	18,287	.....	.....	.....	.....	.....

No. 21—Exports of Foreign Produce, by Articles and Countries, during Fiscal Years ended March 31, 1914-1918—*Con.*

Exported to—	1914	1915	1916	1917	1918	Exported to—	1914	1915	1916	1917	1918
<b>FOODSTUFFS—Continued.</b>											
<b>PROVISIONS—Continued.</b>											
<b>CHEESE.</b>											
United Kingdom.....	Lb.	Lb.	Lb.	Lb.	Lb.	United Kingdom.....	\$	\$	\$	\$	\$
Bermuda.....	336	.....	4,831,115	8,657,096	80,257	Bermuda.....	77	.....	776,366	1,588,261	22,197
Newfoundland.....	29,739	.....	.....	240	.....	Newfoundland.....	3,570	.....	.....	.....	56
United States.....	402,365	179,223	136,062	121,922	15,242	United States.....	76,079	34,102	28,741	37,456	5,418
Total.....	432,440	179,223	4,967,177	8,779,258	95,499	Total.....	79,726	34,102	805,107	1,625,773	27,615
RECAPITULATION.						RECAPITULATION.					
British Empire.....	30,075	.....	4,831,115	8,657,336	80,257	British Empire.....	3,647	.....	776,366	1,588,317	22,197
Foreign Countries.....	402,365	179,223	136,062	121,922	15,242	Foreign Countries.....	76,079	34,102	28,741	37,456	5,418
<b>Eggs.</b>											
United Kingdom.....	Dozen.	Dozen.	Dozen.	Dozen.	Dozen.	United Kingdom.....	\$	\$	\$	\$	\$
Bermuda.....	360,000	588,330	1,572,950	5,387,975	2,408,700	Bermuda.....	.....	165,988	427,184	1,665,073	993,988
Newfoundland.....	1,200	328,800	24,030	28,500	52,230	Newfoundland.....	54,823	74,890	4,800	5,458	18,588
United States.....	.....	.....	30	.....	150	United States.....	349	.....	20	.....	100
Total.....	361,200	1,117,130	1,596,980	5,416,475	2,461,080	Total.....	55,172	240,878	432,004	1,670,531	1,012,676
RECAPITULATION.						RECAPITULATION.					
British Empire.....	361,200	588,330	1,572,950	5,387,975	2,408,700	British Empire.....	55,172	165,988	427,184	1,665,073	993,988
Foreign Countries.....	.....	328,800	24,030	28,500	52,230	Foreign Countries.....	.....	74,890	4,820	5,458	18,688
<b>LARD.</b>											
United Kingdom.....	Lb.	Lb.	Lb.	Lb.	Lb.	United Kingdom.....	\$	\$	\$	\$	\$
Bermuda.....	.....	.....	.....	300	.....	Bermuda.....	.....	206	369	31	173
Newfoundland.....	5,208	2,146	3,523	1,891	1,007	Newfoundland.....	501	.....	.....	261	119
France.....	.....	.....	.....	3,362	676	France.....	.....	178	.....	466	112
St. Pierre and Miquelon.....	.....	.....	.....	193	496	St. Pierre and Miquelon.....	6,379	17	.....	53	119
United States.....	62,395	1,450	.....	.....	.....	United States.....	.....	.....	.....	.....	.....
Alaska.....	.....	102	.....	.....	.....	Alaska.....	.....	.....	.....	.....	.....
Total.....	67,603	3,698	3,523	5,746	2,179	Total.....	6,880	401	369	811	404
RECAPITULATION.						RECAPITULATION.					
British Empire.....	5,208	2,146	3,523	2,191	1,007	British Empire.....	501	206	369	292	173
Foreign Countries.....	62,395	1,552	.....	3,555	1,172	Foreign Countries.....	6,379	195	.....	519	231



## SESSIONAL PAPER No. 10b

## MEATS—BACON.

United Kingdom.....	Lb.	Lb.	Lb.	Lb.	Lb.	Lb.	Lb.	\$	\$	\$	\$	\$
Newfoundland.....												33,576
United States.....	782	2,410	295,370	774,648	130,541			135	48,241	130,812	51	
Alaska.....			363	8,164	6,214				92	1,463		5,163
Total.....	782	2,410	296,826	783,051	159,703			135	48,499	132,326		40,324
RECAPITULATION.												
British Empire.....	782		295,885	774,857	130,541				48,317	130,863		33,576
Foreign Countries.....		2,410	941	8,164	29,162			135	182	1,463		6,748

## MEATS—BEEF.

United Kingdom.....	Lb.	Lb.	Lb.	Lb.	Lb.	Lb.	\$	\$	\$	\$	\$	\$
British West Indies.....												140,260
Newfoundland.....	350,050	8,400	10,800	56,844	746,635			28,169	16,288	8,603	41	
Belgium.....		1,000	224,805	165,400	106,810				13,774	13,978		13,041
France.....			1,221,578	11,483,648	1,756,474				140,135	1,360,858		237,032
St. Pierre and Miquelon.....			200	800	1,090				14	69		112
United States.....	134,452	660,219	23,218	500				9,218	58,105	2,426	45	
Total.....	484,502	841,444	1,481,001	11,707,192	2,610,919			37,387	72,941	1,383,553		410,445
RECAPITULATION.												
British Empire.....	350,050	180,225	236,005	222,244	853,445			28,169	14,455	22,581		153,301
Foreign Countries.....	134,452	661,219	1,244,996	11,484,948	1,757,474			9,218	58,486	1,360,972		257,144

## MEATS—CANNED.

United Kingdom.....	Lb.	Lb.	Lb.	Lb.	Lb.	Lb.	\$	\$	\$	\$	\$	\$
Bermuda.....												
Hong Kong.....		460		10,362						2,499	3	
Newfoundland.....			456	30					45			25
France.....		40	200	200	170				80			505
St. Pierre and Miquelon.....				6,512	1,008				150			165
United States.....	6,948	8,207	15,370		963			932	3,572	4,458		36,119
Total.....	16,098	8,707	16,038	17,104	147,685			2,070	1,354	6,978		36,814
RECAPITULATION.												
British Empire.....	9,150	460	463	10,392	170			1,138	45			25
Foreign Countries.....	6,948	8,247	15,570	6,712	147,515			932	1,309	2,502		36,789

## No. 21—Exports of Foreign Produce, by Articles and Countries, during Fiscal Years ended March 31, 1914-1918—Con.

Exported to—	1914	1915	1916	1917	1918	Exported to—	1914	1915	1916	1917	1918
--------------	------	------	------	------	------	--------------	------	------	------	------	------

FOODSTUFFS—Continued. PROVISIONS—Continued. MEATS—GAME, DRESSED OR UNDRESSED.											
United Kingdom.....	\$	\$	\$	\$	\$	RECAPITULATION.	\$	\$	\$	\$	\$
France—						British Empire.....					
St. Pierre and Miquelon.....	8			14		Foreign Countries.....	142				14
United States.....	134										
Total.....	142										

MEATS—HAM.											
United Kingdom.....	Lb.	Lb.	Lb.	Lb.	Lb.	United Kingdom.....	\$	\$	\$	\$	\$
Newfoundland.....	20	1,536	25,402	5,517	59,491	Newfoundland.....					
France—				177		France—	5	213	3,388	841	12,676
St. Pierre and Miquelon.....	456	6,040		30,000	200	St. Pierre and Miquelon.....	133	934		4,350	36
United States.....					75	United States.....	138	1,147	3,388	5,235	12,742
Total.....	476	7,576	25,402	35,694	59,766	Total.....					
RECAPITULATION.						RECAPITULATION.					
British Empire.....	20	1,536	25,402	5,694	59,491	British Empire.....	5	213	3,388	885	12,676
Foreign Countries.....	456	6,040		30,000	275	Foreign Countries.....	133	934		4,350	66

MEATS—MUTTON.											
United Kingdom.....	Lb.	Lb.	Lb.	Lb.	Lb.	United Kingdom.....	\$	\$	\$	\$	\$
United States—						United States—					
Alaska.....					624	Alaska.....					62
Total.....					624	Total.....					62
RECAPITULATION.						RECAPITULATION.					
British Empire.....					624	British Empire.....					62
Foreign Countries.....						Foreign Countries.....					

MEATS—PORK.											
United Kingdom.....	Lb.	Lb.	Lb.	Lb.	Lb.	United Kingdom.....	\$	\$	\$	\$	\$
British West Indies.....	400	200	358,923	918,742		British West Indies.....	29	17	45,256	143,886	
Newfoundland.....	157,000	120,457	108,660	76,900	42,800	Newfoundland.....	14,323	10,897	8,512	8,344	8,018
Denmark—						Denmark—		18			
Danish West Indies.....		200				Danish-West Indies.....					

## SESSIONAL PAPER No. 106

France— St. Pierre and Miquelon.....	800	1,800	1,920	France— St. Pierre and Miquelon.....	73	189	308
United States.....	87,309	175,000	50,081	United States.....	67	25,505	13,902
Alaska.....	40	40		Alaska.....		7	
Total.....	555,692	1,170,432	94,801	Total.....	14,419	63,460	22,228
RECAPITULATION.				RECAPITULATION.			
British Empire.....	467,583	995,642	42,800	British Empire.....	10,914	53,768	8,018
Foreign Countries.....	88,109	174,840	52,001	Foreign Countries.....	18	9,692	14,210

## MEATS—POULTRY, DRESSED OR UNDRESSED.

United Kingdom.....	\$	\$	\$	United Kingdom.....	\$	\$	\$
United States.....	298	29,674	9,400	United States.....	298	29,674	9,400
Alaska.....		580		Alaska.....		580	
Total.....	298	29,674	9,400	Total.....	298	29,674	9,400
RECAPITULATION.				RECAPITULATION.			
British Empire.....				British Empire.....			
Foreign Countries.....				Foreign Countries.....			

## MEATS—TONGUES.

United Kingdom.....	Lb.	Lb.	Lb.	United Kingdom.....	\$	\$	\$
United States.....		14,400	600	United States.....		3,600	100
Alaska.....				Alaska.....			
Total.....		14,400	600	Total.....		3,600	100
RECAPITULATION.				RECAPITULATION.			
British Empire.....				British Empire.....			
Foreign Countries.....				Foreign Countries.....			

## MEATS—OTHER, N.O.P.

United Kingdom.....	Lb.	Lb.	Lb.	United Kingdom.....	\$	\$	\$
Newfoundland.....	1,000	21,063	80	Newfoundland.....	270	2,088	8
United States.....	560	195	1,380	United States.....	28	3,943	276
Total.....	1,560	31,465	22,523	Total.....	298	3,943	2,372
RECAPITULATION.				RECAPITULATION.			
British Empire.....				British Empire.....			
Foreign Countries.....				Foreign Countries.....			

No. 21—Exports of Foreign Produce, by Articles and Countries, during Fiscal Years ended March 31, 1914-1918—*Con.*

Exported to—	1914	1915	1916	1917	1918	Exported to—	1914	1915	1916	1917	1918
<b>FOODSTUFFS—Continued.</b>											
<b>PROVISIONS—Concluded.</b>											
<b>TOTAL MEATS.</b>											
United Kingdom.....	\$ 1,408	\$ 16	\$ 130,205	\$ 288,729	\$ 195,912	United States.....	\$ 10,619	\$ 64,944	\$ 15,737	\$ 34,748	\$ 55,214
Bermuda.....				3		Alaska.....	298		15,737	2,050	1,647
British West Indies.....	29	682	895			Total.....		90,678	312,255	1,709,089	532,015
Hong Kong.....	45	24,884	22,425	21,084		RECAPITULATION.					
Newfoundland.....	42,525	81				British Empire.....	43,962	25,627	156,056	311,157	216,996
Belgium.....		18				Foreign Countries.....	10,925	65,051	156,199	1,397,932	315,019
Denmark.....											
Danish West Indies.....			140,285	1,360,858	257,537						
France.....	8	8	87	276	621						
St. Pierre and Miquelon.....											
<b>TOTAL PROVISIONS.</b>											
United Kingdom.....	\$ 1,408	\$ 168,389	\$ 1,353,294	\$ 3,690,402	\$ 1,219,965	Panama.....	\$ 363	\$ 179,014	\$ 61,868	\$ 77,662	\$ 99,535
Bermuda.....	11,282	1,634	895	34		United States.....	165,461	17	110	2,103	1,824
British West Indies.....	3,502	682				Alaska.....	647				
Hong Kong.....	45	25,236	25,392	22,742	21,237	Total.....	230,572	375,722	1,581,931	5,154,543	1,614,722
Newfoundland.....	47,538	81			6,444	RECAPITULATION.					
Belgium.....						British Empire.....	63,730	195,986	1,379,581	3,713,178	1,241,222
China.....						Foreign Countries.....	166,842	179,736	202,359	1,441,365	373,500
Denmark.....											
Danish West Indies.....	173	18	140,285	1,360,858	264,964						
France.....	198	606	87	712	733						
St. Pierre and Miquelon.....											
<b>SALT.</b>											
United Kingdom.....	Cwt.	Cwt.	Cwt.	Cwt.	Cwt.	United Kingdom.....	\$	\$	\$	\$	\$
Bermuda.....						Bermuda.....					
Newfoundland.....	26,659	38,493	52,914	53,807	76,882	Newfoundland.....					
France.....						France.....					
St. Pierre and Miquelon.....					10,000	St. Pierre and Miquelon.....					



## SESSIONAL PAPER No. 10b

United States.....	46,230	16,941	32,651	11,849	14,953	United States.....	17,963	6,703	12,172	6,997	10,431
Alaska.....				2,410	1,000	Alaska.....				1,275	750
Total.....	72,889	55,434	88,370	68,135	102,835	Total.....	27,775	23,646	36,318	38,884	75,807
RECAPITULATION.											
British Empire.....	26,659	38,493	55,719	53,876	76,882	British Empire.....	9,812	16,943	24,146	30,612	57,526
Foreign Countries.....	46,230	16,941	32,651	14,259	25,955	Foreign Countries.....	17,963	6,703	12,172	8,272	18,281

## SAUSAGE CASINGS.

United Kingdom.....	\$	\$	\$	\$	\$	United Kingdom.....	\$	\$	\$	\$	\$
Newfoundland.....	35			404	37,572	Newfoundland.....					
United States.....	5,155	12,276	20,451	80,408	52,117	United States.....	35			404	37,572
Total.....	5,190	12,276	20,451	80,812	89,689	Total.....	5,155	12,276	26,451	80,408	52,117

## SUGAR, SYRUP AND MOLASSES.

## CONFECTIONERY, SWEETENED, ALL KINDS.

United Kingdom.....	\$	\$	\$	\$	\$	United Kingdom.....	\$	\$	\$	\$	\$
British West Indies.....	1,185	1,094	1,331	423	1,750	British West Indies.....					
Egypt and Sudan.....	2			23	4	Egypt and Sudan.....				2,831	13,405
Newfoundland.....			346			Newfoundland.....			34		
Belgium.....		367		23	92	Belgium.....					
Denmark.....	400					Denmark.....				840	15,251
France.....			345			France.....					
St. Pierre and Miquelon.....			53			St. Pierre and Miquelon.....					
Netherlands.....	44	200				Netherlands.....	1,187	2,061	1,677	469	1,846
Switzerland.....	4,972					Switzerland.....	9,761	4,099	3,263	371	13,405
Total.....						Total.....	10,948	6,160	4,940		

## MOLASSES.

United Kingdom.....	Gal.	Gal.	Gal.	Gal.	Gal.	United Kingdom.....	\$	\$	\$	\$	\$
Bermuda.....	42			25	15	Bermuda.....				14	6
Newfoundland.....	59,554	108,654	103,718	23,807	16,556	Newfoundland.....	20,311	29,643	28,109	7,672	5,531
France.....						France.....					
St. Pierre and Miquelon.....	2,800	3,443	2,420	1,493	1,100	St. Pierre and Miquelon.....	1,001	1,122	997	885	759
United States.....	7,110	89,997	6,132	4,043	102	United States.....	20,623	2,296	2,296	1,626	79
Total.....	69,506	202,094	112,270	29,368	17,773	Total.....	23,706	51,388	31,402	10,197	6,375
RECAPITULATION.											
British Empire.....	59,596	108,654	103,718	23,832	16,571	British Empire.....	20,327	29,643	28,109	7,686	5,537
Foreign Countries.....	9,910	93,440	8,552	5,536	1,202	Foreign Countries.....	3,379	21,745	3,293	2,511	838

No. 21—Exports of Foreign Produce, by Articles and Countries, during Fiscal Years ended March 31, 1914-1918—*Con.*

Exported to—	1914	1915	1916	1917	1918	Exported to—	1914	1915	1916	1917	1918
--------------	------	------	------	------	------	--------------	------	------	------	------	------

FOODSTUFFS—Continued											
SUGAR, SYRUP AND MOLASSES—Concluded.											
SUGAR, ALL KINDS, N.O.P.											
	Lb.	Lb.	Lb.	Lb.	Lb.		\$	\$	\$	\$	\$
United Kingdom.....	.....	.....	39,400	16,000	.....	United Kingdom.....	.....	.....	224,269	1,128	.....
Bermuda.....	654	.....	200	.....	544	Bermuda.....	.....	.....	87	13	38
British West Indies.....	138,412	2,000	37,737	20,021	4,208	British West Indies.....	22	.....	10,974	1,450	358
Newfoundland.....	.....	201,952	.....	.....	.....	Newfoundland.....	5,394	.....	.....	.....	1,113
France.....	.....	.....	1,864	27,434	10,207	France.....	.....	.....	.....	87	794
St. Pierre and Miquelon.....	220	85,433	153,350	15,385	51,973	St. Pierre and Miquelon.....	13	.....	3,411	9,441	5,196
United States.....	.....	.....	.....	.....	.....	United States.....	.....	.....	.....	.....	.....
Total.....	139,286	4,775,375	232,551	78,840	66,932	Total.....	5,429	238,771	12,149	5,443	6,386
RECAPITULATION.						RECAPITULATION.					
British Empire.....	139,066	4,689,942	77,337	36,021	4,752	British Empire.....	5,416	235,360	2,621	2,145	396
Foreign Countries.....	220	85,433	155,214	42,819	62,180	Foreign Countries.....	13	3,411	9,528	3,298	5,990

SUGAR-HOUSE SYRUP.											
	Gal.	Gal.	Gal.	Gal.	Gal.		\$	\$	\$	\$	\$
United Kingdom.....	.....	.....	.....	.....	.....	United Kingdom.....	.....	.....	.....	.....	.....
United States.....	.....	.....	.....	.....	.....	United States.....	.....	.....	.....	.....	.....
Total.....	.....	11,932	.....	.....	.....	Total.....	.....	1,790	.....	.....	.....
RECAPITULATION.						RECAPITULATION.					
British Empire.....	.....	11,932	.....	.....	.....	British Empire.....	.....	1,790	.....	.....	.....
Foreign Countries.....	.....	.....	.....	.....	.....	Foreign Countries.....	.....	.....	.....	.....	.....

TOTAL SUGAR, SYRUP AND MOLASSES.											
	\$	\$	\$	\$	\$		\$	\$	\$	\$	\$
United Kingdom.....	1,185	227,783	2,459	437	1,750	Switzerland.....	.....	.....	.....	.....	.....
Bermuda.....	16	16	.....	1,032	46	United States.....	4,972	.....	14,568	3,090	18,680
British West Indies.....	24	87	13	23	42	Alaska.....	6,736	.....	34	.....	.....
Egypt and Sudan.....	.....	.....	346	.....	.....	Total.....	40,083	298,109	48,491	16,480	28,012
Newfoundland.....	25,705	40,984	29,589	8,808	5,981	RECAPITULATION.					
Belgium.....	400	.....	315	.....	.....	British Empire.....	26,930	268,854	32,407	10,300	7,779
Denmark.....	.....	.....	.....	.....	.....	Foreign Countries.....	13,153	29,255	16,084	6,180	20,233
France.....	1,001	1,122	1,137	3,090	1,553						
St. Pierre and Miquelon.....	44	200	.....	.....	.....						
Netherlands.....	.....	.....	.....	.....	.....						

## SESSIONAL PAPER No. 10b

## TEA.

	Lb.	Lb.	Lb.	Lb.	Lb.	Lb.	\$	\$	\$	\$	\$
United Kingdom.....	108,761	68,732	105,645	31,438	24,383	United Kingdom.....	18,012	9,972	21,608	4,683	
Bermuda.....	22,195	17,188	26,180	24,637	11,669	Bermuda.....	5,043	4,217	7,993	8,487	11,377
British Guiana.....			2,950			British Guiana.....			951		5,319
British Honduras.....	4,399	3,277	5,031	5,296	534	British Honduras.....		857	1,690	1,877	286
British West Indies.....	116,059	111,094	175,000	150,924	133,348	British West Indies.....	1,003	24,324	41,692	39,278	33,256
Newfoundland.....					9,169	Newfoundland.....	25,017				48,695
France.....	7,332	6,024	9,020	18,577	11,645	France.....	1,447	1,513	2,592	4,578	3,117
St. Pierre and Miquelon.....	3,333,688	3,556,026	2,586,737	2,950,246	2,500,960	St. Pierre and Miquelon.....	968,612	1,030,678	902,285	977,064	4,817
United States.....	750	330	301	618	385	United States.....	257	127	140	235	863,344
Alaska.....						Alaska.....					154
Total.....	3,503,184	3,762,671	2,910,864	3,181,736	2,830,293	Total.....	1,019,391	1,071,688	978,963	1,036,292	970,358
RECAPITULATION.						RECAPITULATION.					
British Empire.....	251,414	200,291	314,806	212,295	248,234	British Empire.....	49,075	39,370	73,946	54,325	98,926
Foreign Countries.....	3,341,770	3,562,380	2,596,058	2,969,441	2,582,159	Foreign Countries.....	970,316	1,032,318	905,017	981,877	871,432

## VEGETABLES.

## POTATOES.

	Bush.	Bush.	Bush.	Bush.	Bush.		\$	\$	\$	\$	\$
United Kingdom.....						United Kingdom.....					
Newfoundland.....						Newfoundland.....					
Denmark.....						Denmark.....					
Greenland, Iceland, etc.....						Greenland, Iceland, etc.....					
France.....						France.....					
St. Pierre and Miquelon.....						St. Pierre and Miquelon.....					
United States.....	8	50	8	2,900	61	United States.....	16	70	10	2,320	127
Alaska.....	17	2	117	45		Alaska.....	4	8	178	208	
Total.....	25	72	320	3,525	262	Total.....	20	118	385	3,295	600
RECAPITULATION.						RECAPITULATION.					
British Empire.....						British Empire.....					
Foreign Countries.....						Foreign Countries.....					

## VEGETABLES, CANNED OR PRESERVED.

	\$	\$	\$	\$	\$		\$	\$	\$	\$	\$
United Kingdom.....						United Kingdom.....					
Bermuda.....						Bermuda.....					
British Oceania.....						British Oceania.....					
Australia.....						Australia.....					
British West Indies.....						British West Indies.....					
Newfoundland.....						Newfoundland.....					
France.....						France.....					
St. Pierre and Miquelon.....						St. Pierre and Miquelon.....					
Japan.....						Japan.....					
Total.....	152	339	62	103	75	Total.....	4,047	1,033	3,022	7,924	29,311
RECAPITULATION.						RECAPITULATION.					
British Empire.....	45	5		35		British Empire.....					
Foreign Countries.....						Foreign Countries.....					

No. 21—Exports of Foreign Produce, by Articles and Countries, during Fiscal Years ended March 31, 1914-1918—*Con.*

Exported to—	1914	1915	1916	1917	1918	Exported to—	1914	1915	1916	1917	1918
FOODSTUFFS—Concluded.											
VEGETABLES—Concluded.											
OTHER VEGETABLES.											
United Kingdom.....						United States.....	\$	\$	\$	\$	\$
British Guiana.....			52			Alaska.....					
British Oceania—						Total.....					
Fiji.....	134		210	162	37						
British West Indies.....	2					RECAPITULATION.					
Hong Kong.....		63				British Empire.....					
Newfoundland.....	563	1,147	981	2,194	3,303	Foreign Countries.....					
France—											
St. Pierre and Miquelon.....	837	2,390	450	323	529						
TOTAL VEGETABLES.											
United Kingdom.....	\$ 152	\$	\$ 339	\$ 103	\$	Japan.....	\$	\$	\$	\$	\$
Bermuda.....	45	5	62	35	75	United States.....					
British Guiana.....			52			Alaska.....					
British Oceania—						Total.....					
Australia.....											
Fiji.....	134		210	162	78	RECAPITULATION.					
British West Indies.....	2			28	37	British Empire.....					
Hong Kong.....		63				Foreign Countries.....					
Newfoundland.....	591	1,187	1,178	2,961	3,303						
Denmark.....											
Greenland, Iceland, etc.....					473						
France—					609						
St. Pierre and Miquelon.....	837	2,397	473	351							
VINEGAR.											
United Kingdom.....	Gal.	Gal.	Gal.	Gal.	Gal.	United Kingdom.....	\$	\$	\$	\$	\$
Newfoundland.....						Newfoundland.....					
United States.....		27				United States.....		6			
Total.....		27				Total.....		6			
RECAPITULATION.						RECAPITULATION.					
British Empire.....		27				British Empire.....					
Foreign Countries.....						Foreign Countries.....		6			



## RECAPITULATION—FOODSTUFFS.

[illegible]

FURS, DRESSED.

[illegible]

FURS, UNDRESSED

[illegible]





9 GEORGE V, A. 1919

No. 21—Exports of Foreign Produce, by Articles and Countries, during Fiscal Years ended March 31, 1914-1918—*Con.*

Exported to—	1914	1915	1916	1917	1918	Exported to—	1914	1915	1916	1917	1918
<p style="text-align: center;"><b>FURS, HIDES AND LEATHER—Continued.</b>  <b>LEATHER, UNMANUFACTURED.</b>  <b>HARNESS LEATHER.</b></p>											
United Kingdom.....	Lb.	Lb.	Lb.	Lb.	Lb.	United Kingdom.....	\$	\$	\$	\$	\$
United States.....			310	204		United States.....			75	108	
Total.....			310	204		Total.....			75	108	
<p style="text-align: center;">RECAPITULATION.</p>											
British Empire.....						British Empire.....					
Foreign Countries.....			310	204		Foreign Countries.....			75	108	
<p style="text-align: center;">SOLE LEATHER.</p>											
United Kingdom.....	Lb.	Lb.	Lb.	Lb.	Lb.	United Kingdom.....	\$	\$	\$	\$	\$
France—	326,099					France—	80,628				
St. Pierre and Miquelon.....	120					St. Pierre and Miquelon.....	18				
United States.....	9,773	4,834	28,413	2,400	3,140	United States.....	2,756	2,128	17,707	440	1,647
Total.....	336,592	4,834	28,413	2,400	3,140	Total.....	83,402	2,128	17,707	440	1,647
<p style="text-align: center;">RECAPITULATION.</p>											
British Empire.....	326,099					British Empire.....	80,628				
Foreign Countries.....	9,893	4,834	28,413	2,400	3,140	Foreign Countries.....	2,774	2,128	17,707	440	1,647
<p style="text-align: center;">UPPER LEATHER.</p>											
United Kingdom.....	Lb.	Lb.	Lb.	Lb.	Lb.	United Kingdom.....	\$	\$	\$	\$	\$
Newfoundland.....	242	400		4,550		Newfoundland.....	91	249		1,988	
Japan.....	125				23,902	Japan.....	37				79,461
United States.....	9,728	14,687	39,071	102,936	16,541	United States.....	6,246	12,419	20,434	59,295	31,720
Total.....	10,095	15,087	39,071	107,486	40,443	Total.....	6,374	12,668	20,434	61,283	111,181
<p style="text-align: center;">RECAPITULATION.</p>											
British Empire.....	367	400		4,550		British Empire.....	128	249		1,988	
Foreign Countries.....	9,728	14,687	39,071	102,936	40,443	Foreign Countries.....	6,246	12,419	20,434	59,295	111,181



## SESSIONAL PAPER No. 106

## OTHER UNMANUFACTURED LEATHER.

United Kingdom.....	Lb.	646	Lb.	470	Lb.	Lb.	Lb.	\$	\$	\$	\$
Bermuda.....		185		185				221	327	8	
Newfoundland.....		397						137	94		20
United States.....		50,963		18,457				12,840	7,597	22,570	93,786
Total.....		52,006		19,112				13,198	8,018	22,578	93,836
RECAPITULATION.											
British Empire.....		1,043		655				358	421	8	20
Foreign Countries.....		50,963		18,457				12,840	7,597	22,570	93,786
Total.....											47,217

## TOTAL UNMANUFACTURED LEATHER.

United Kingdom.....	Lb.	327,587	Lb.	470	Lb.	Lb.	Lb.	\$	\$	\$	\$
Bermuda.....		185		185				80,940	327	8	
Newfoundland.....		522		400				174	94		20
France—		120						18	249		
St. Pierre and Miquelon.....											
Japan.....		70,464		37,978				21,842	22,144	69,786	79,461
United States.....										153,639	80,564
Total.....		398,693		39,033				102,974	22,814	69,794	160,045
RECAPITULATION.											
British Empire.....		328,109		1,055				81,114	670	8	20
Foreign Countries.....		70,584		37,978				21,860	22,144	69,786	160,025

## LEATHER, MANUFACTURED.

## BOOTS AND SHOES.

United Kingdom.....	\$	1,367	\$	2,861	\$	538	\$	493	\$	\$	\$
British Oceania—											
Australia.....		90		348		78					
Hong Kong.....		80				619					
Newfoundland.....		76									
France.....		32,568		45,563		23,355		32,787		1,235	493
United States.....										23,355	32,787
Alaska.....						30					
Total.....		34,181		48,802		24,570		33,280		3,209	70,652



## SESSIONAL PAPER No. 10b

## TOTAL LEATHER.

[illegible]

## RECAPITULATION—FURS, HIDES AND LEATHER.

[illegible]

GLASS AND GLASSWARE, N.O.P.

[illegible]

GLUE STOCK.

[illegible]

No. 21—Exports of Foreign Produce, by Articles and Countries, during Fiscal Years ended March 31, 1914-1918—*Con.*

Exported to—	1914	1915	1916	1917	1918	Exported to—	1914	1915	1916	1917	1918
<b>GREASE, OIL, SOAP AND WAX.</b>											
<b>CANDLES</b>											
United Kingdom.....	Lb.	Lb.	Lb.	Lb.	Lb.	United Kingdom.....	\$	\$	\$	\$	\$
Newfoundland.....	100	395	1,223	73	48,000	Newfoundland.....	11	52	123	25	4,374
France—	115	895	1,223	73	516	France—	46	155	28	8	145
St. Pierre and Miquelon.....		984	552	252	1,220	St. Pierre and Miquelon.....		155	28	63	145
United States.....						United States.....					
Total.....	215	1,379	1,775	375	49,736	Total.....	57	207	151	96	4,664
RECAPITULATION.						RECAPITULATION.					
British Empire.....	215	395	1,223	73	48,516	British Empire.....	57	52	123	25	4,519
Foreign Countries.....		984	552	302	1,220	Foreign Countries.....		155	28	71	145
<b>GREASE AND GREASE SCRAPS.</b>											
United Kingdom.....	Lb.	Lb.	Lb.	Lb.	Lb.	United Kingdom.....	\$	\$	\$	\$	\$
United States.....	24,708	78,678	1,200	19,200		United States.....	247	3,071	56	716	
Total.....	24,708	78,678	1,200	19,200		Total.....	247	3,071	56	716	
RECAPITULATION.						RECAPITULATION.					
British Empire.....						British Empire.....					
Foreign Countries.....	24,708	78,678	1,200	19,200		Foreign Countries.....	247	3,071	56	716	
<b>OILS—FISH.</b>											
<b>COB OIL.</b>											
United Kingdom.....	Gal.	Gal.	Gal.	Gal.	Gal.	United Kingdom.....	\$	\$	\$	\$	\$
British West Indies.....	11,338	28,570	210	9,613	10,283	British West Indies.....	3,642	9,440	95	6,319	9,490
United States.....			18,235	9,613	2,880	United States.....		9,440	7,856	2,033	
Total.....	11,338	32,570	18,445	9,613	13,163	Total.....	3,642	10,940	7,951	6,319	11,523
RECAPITULATION.						RECAPITULATION.					
British Empire.....		4,000	210		10,283	British Empire.....		1,500	95		9,490
Foreign Countries.....	11,338	28,570	18,235	9,613	2,880	Foreign Countries.....	3,642	9,440	7,856	6,319	2,033



## SESSIONAL PAPER No. 10b

	Gal.	Gal.	Gal.	Gal.	Gal.	\$	\$	\$	\$
United Kingdom.....									
United States.....									
Total.....									
RECAPITULATION.									
British Empire.....									
Foreign Countries.....									
	Gal.	Gal.	Gal.	Gal.	Gal.	\$	\$	\$	\$
United Kingdom.....	1,335	4,170				375	1,275		
United States.....									
Total.....	1,335	4,170				375	1,275		
RECAPITULATION.									
British Empire.....									
Foreign Countries.....	1,335	4,170				375	1,275		

### OTHER FISH OIL.

	Gal.	Gal.	Gal.	Gal.	Gal.	\$	\$	\$	\$	\$
United Kingdom.....	44									
Newfoundland.....		145								
United States.....						11	57			
Total.....	44	145					57			
RECAPITULATION.										
British Empire.....	44									
Foreign Countries.....		145								
Total.....						11	57			
RECAPITULATION.										
British Empire.....						11				
Foreign Countries.....							57			

## TOTAL FISH OILS.

[illegible]

## OILS—MINERAL.

COAL AND KEROSENE, CRUDE.

	Gal.	Gal.	Gal.	Gal.	Gal.	\$	\$	\$	\$
United Kingdom			20,400		30,418,640			510	1,540,819
Newfoundland			6,076		53,460			421	3,669
France—	9,000	23,634					600		831
St. Pierre and Miquelon		422			2,705				42
Mexico		6,000			24,000				936
United States	192,780	4,200			21,935		3,616	347	144
Total	201,780	30,676			30,520,740		4,216	1,278	1,546,516
RECAPITULATION.									
British Empire	9,000	26,476			30,472,100		600	931	1,544,438
Foreign Countries	192,780	4,200			48,640		3,616	347	2,028



	Gal.	Gal.	Gal.	Gal.	Gal.	Gal.	\$	\$	\$	\$
United Kingdom.....	321,851	293,424	20,400	30,418,640	United Kingdom.....	51,748	510	1,540,819		
British West Indies.....			513		British West Indies.....		42			
Newfoundland.....			400,249	305,606	Newfoundland.....		57,592	34,690		
France—					France—					
St. Pierre and Miquelon.....	4,329	14,184	28,673	41,848	St. Pierre and Miquelon.....	470	1,753	4,484	5,409	8,399
Mexico.....	40	192,982	4,200	9,201	Mexico.....	7	3,665	347	784	2,237
United States.....			240	30,108	United States.....			270		
Alaska.....					Alaska.....					
Total.....	326,220	500,590	454,275	30,704,702	Total.....		52,225	63,245	40,883	1,570,595
RECAPITULATION.					RECAPITULATION.					
British Empire.....	321,851	293,424	421,162	30,601,377	British Empire.....	51,748	41,466	58,144	34,690	1,559,023
Foreign Countries.....	4,369	207,166	33,113	103,325	Foreign Countries.....	477	5,418	5,101	6,193	11,572

## OILS, OTHER THAN FISH AND MINERAL.

## ANIMAL—NEATSFOOT AND OTHER. N.O.P.

[illegible]

CREOSOTE OIL.

	Gal.	Gal.	Gal.	Gal.	Gal.	\$	\$	\$	\$
United Kingdom.....									
Newfoundland.....	23,984								
United States.....					2,800		6,389		283
Total.....	23,984				2,800		6,389		283
RECAPITULATION.									
British Empire.....	23,984						6,389		
Foreign Countries.....					2,800				283

## No. 21—Exports of Foreign Produce, by Articles and Countries, during Fiscal Years ended March 31, 1914-1918—Con.

Exported to—	1914	1915	1916	1917	1918	Exported to—	1914	1915	1916	1917	1918
GREASE, OIL, SOAP AND WAX—Continued.											
OILS, OTHER THAN FISH AND MINERAL—Concluded.											
OTHER OILS, N.O.P.											
United Kingdom.....	Gal. 1,054	Gal. 40	Gal. 2,106	Gal. 1,271	Gal. 253,829	United Kingdom.....	\$ 727	\$ 15	\$ .....	\$ 510	\$ 13,401
Bermuda.....	599	2,696	2,106	898	5	Bermuda.....	130	198	164	205	5
British Guiana.....	1,091	8,319	23,842	3,715	1,364	British Guiana.....	587	712	1,664	3,748	1,589
British Oceania—						British Oceania—					
Australia.....	13,424	7,647	.....	.....	.....	Australia.....	1,337	1,337	.....	.....	.....
New Zealand.....	7,647	.....	.....	120	.....	New Zealand.....	757	757	.....	.....	.....
British West Indies.....	1,210	8,576	17,335	3,658	2,208	British West Indies.....	669	1,911	1,601	1,699	1,286
Newfoundland.....	1,563	9,312	32,568	1,016	3,974	Newfoundland.....	909	1,360	7,009	442	1,686
France.....	.....	.....	.....	1,470	56,783	France.....	61	716	213	310	35,508
St. Pierre and Miquelon.....	108	1,789	516	43	267	St. Pierre and Miquelon.....	.....	.....	.....	23	151
Netherlands—						Netherlands—					
Dutch Guiana.....	.....	.....	.....	195	901	Dutch Guiana.....	.....	.....	.....	201	1,136
United States.....	33,576	271,411	40,033	68,256	30,248	United States.....	43,849	104,212	54,675	73,924	18,352
Alaska.....	.....	.....	30	88	354	Alaska.....	15	15	.....	58	172
Total.....	39,201	323,214	120,526	80,130	349,933	Total.....	46,922	111,218	65,642	81,279	73,316
RECAPITULATION.											
British Empire.....	5,517	50,014	75,851	10,078	261,380	British Empire.....	3,022	6,290	10,438	6,763	17,967
Foreign Countries.....	33,684	273,200	44,675	70,052	88,553	Foreign Countries.....	43,910	104,928	55,204	74,516	55,349

## TOTAL OILS, OTHER THAN FISH AND MINERAL.

United Kingdom.....	Gal. 1,054	Gal. 40	Gal. 2,106	Gal. 1,271	Gal. 253,829	United Kingdom.....	\$ 727	\$ 15	\$ .....	\$ 510	\$ 13,401
Bermuda.....	599	2,696	2,106	898	5	Bermuda.....	130	198	164	205	5
British Guiana.....	1,091	8,319	23,842	3,715	1,364	British Guiana.....	587	712	1,664	3,748	1,589
British Oceania—						British Oceania—					
Australia.....	13,424	7,647	.....	.....	.....	Australia.....	1,337	1,337	.....	.....	.....
New Zealand.....	7,647	.....	.....	120	.....	New Zealand.....	757	757	.....	.....	.....
British West Indies.....	1,210	8,576	17,335	3,658	2,208	British West Indies.....	669	1,911	1,601	1,699	1,286
Newfoundland.....	25,547	9,518	32,568	1,016	3,974	Newfoundland.....	909	1,363	7,009	442	1,686
France.....	.....	.....	.....	1,470	56,783	France.....	61	716	213	310	35,508
St. Pierre and Miquelon.....	108	1,789	516	43	267	St. Pierre and Miquelon.....	.....	.....	.....	23	151
Netherlands—						Netherlands—					
Dutch Guiana.....	.....	.....	4,096	195	901	Dutch Guiana.....	.....	.....	301	201	1,136



## SESSIONAL PAPER No. 106

United States.....	33,576	271,411	40,033	68,256	33,018	United States.....	43,849	104,212	54,075	73,924	18,065
Alaska.....			30	88	354	Alaska.....			15	58	172
Total.....	63,185	323,420	120,526	80,130	352,733	Total.....	53,321	111,491	65,642	81,279	73,599
RECAPITULATION.											
British Empire.....	29,501	50,220	75,851	10,078	261,380	British Empire.....	9,411	6,563	10,438	6,763	17,967
Foreign Countries.....	33,684	273,200	44,675	70,052	91,353	Foreign Countries.....	43,910	104,928	55,204	74,516	55,632

## TOTAL OILS.

United Kingdom.....	Gal.	Gal.	Gal.	Gal.	Gal.	United Kingdom.....	\$	\$	\$	\$	\$
Bermuda.....	1,054	4,040	20,400	1,271	30,682,752	Bermuda.....	727	1,515	510	510	1,563,710
British West Indies.....	599	2,696	2,106	3,058	5	British West Indies.....	130	198	164	205	5
Newfoundland.....	1,091	8,319	23,842	3,715	1,364	British Guiana.....	587	712	1,664	3,748	1,589
France.....						British Oceania—					
St. Pierre and Miquelon.....						Australia.....		1,337			
Mexico.....						New Zealand.....		757		159	
Netherlands—						British West Indies.....		1,738		1,699	1,286
Dutch Guiana.....						Newfoundland.....		1,911		1,699	1,286
United States.....						France.....		43,099		35,132	19,890
Alaska.....						St. Pierre and Miquelon.....		59,057		310	35,508
Total.....	400,787	858,060	597,416	446,488	31,070,598	Mexico.....		2,469		4,697	8,550
RECAPITULATION.						Netherlands—					936
British Empire.....	351,396	347,644	497,223	315,774	30,873,040	Dutch Guiana.....			301	201	1,136
Foreign Countries.....	49,391	510,416	100,193	130,714	197,558	United States.....		117,749	64,153	81,027	22,035
						Alaska.....			285	58	172
Total.....						Total.....	109,199	169,747	138,113	128,481	1,655,717
RECAPITULATION.						RECAPITULATION.					
British Empire.....						British Empire.....					
Foreign Countries.....						Foreign Countries.....					

## SOAP.

United Kingdom.....	Lb.	Lb.	Lb.	Lb.	Lb.	United Kingdom.....	\$	\$	\$	\$	\$
Newfoundland.....	200	48,837	538	313	50	Newfoundland.....	20	2,202	35	24	6
France.....	1,122	925				France.....	54				
St. Pierre and Miquelon.....						St. Pierre and Miquelon.....			5		
United States.....	10,747	4,783	5,198	6,456	3,480	United States.....	1,095	528	606	579	418
Total.....	12,069	54,545	6,086	6,769	3,530	Total.....	1,109	2,779	646	603	454
RECAPITULATION.						RECAPITULATION.					
British Empire.....	200	49,762	838	313	50	British Empire.....	20	2,251	35	24	6
Foreign Countries.....	11,869	4,783	5,248	6,456	3,480	Foreign Countries.....	1,149	528	611	579	448

No. 21—EXPORTS of Foreign Produce, by Articles and Countries, during Fiscal Years ended March 31, 1914-1918—*Con.*

Exported to—	1914	1915	1916	1917	1918	Exported to—	1914	1915	1916	1917	1918
--------------	------	------	------	------	------	--------------	------	------	------	------	------

## GREASE, OIL, SOAP AND WAX—Concluded.

## TALLOW.

United Kingdom.....	Lb.	Lb.	Lb.	Lb.	Lb.	United Kingdom.....	\$	\$	\$	\$	\$
United States.....	700					United States.....	68				
Total.....	700					Total.....	68				
RECAPITULATION.						RECAPITULATION.					
British Empire.....	700					British Empire.....	68				
Foreign Countries.....						Foreign Countries.....					

## WAX—MINERAL.

United Kingdom.....	Cwt.	Cwt.	Cwt.	Cwt.	Cwt.	United Kingdom.....	\$	\$	\$	\$	\$
United States.....	338					United States.....					2,200
Total.....	338					Total.....					2,200
RECAPITULATION.						RECAPITULATION.					
British Empire.....	338					British Empire.....					
Foreign Countries.....						Foreign Countries.....					2,200

## RECAPITULATION—GREASE, OIL, SOAP AND WAX.

United Kingdom.....	\$	\$	\$	\$	\$	Netherlands—	\$	\$	\$	\$	\$
Bermuda.....	738	3,717	510	510	1,568,084	Dutch Guiana.....			301	201	1,136
British Guiana.....	130	198	164	205	5	United States.....	48,908	121,503	64,833	82,385	25,728
British Oceania—	587	712	1,664	3,748	1,589	Alaska.....			283	58	172
Australia.....		1,337				Total.....	110,740	175,804	138,966	129,896	1,663,035
New Zealand.....		1,757	159	159		RECAPITULATION.					
British West Indies.....	669	1,911	1,738	1,699	1,286	British Empire.....	61,247	51,832	68,835	41,502	1,591,005
Newfoundland.....	59,123	43,200	64,759	35,181	20,011	Foreign Countries.....	49,493	123,972	70,131	88,394	72,030
France.....	54			310	35,868						
St. Pierre and Miquelon.....	531	2,469	4,702	5,440	8,550						
Mexico.....					936						

## SESSIONAL PAPER No. 10b

GUTTA-PERCHA AND INDIA-RUBBER.  
BELTING.

[illegible]

BOOTS AND SHOES.

[illegible]

## CLOTHING.

[illegible]

## HOSE.

[illegible]

TIRES.

[illegible]

No. 21—Exports of Foreign Produce, by Articles and Countries, during Fiscal Years ended March 31, 1914-1918—*Con.*

Exported to—	1914	1915	1916	1917	1918	Exported to—	1914	1915	1916	1917	1918
United Kingdom.....						United Kingdom.....					
United States.....	63,982	14,134	15,100			United States.....	8,924	2,314	1,964		
Total.....	63,982	14,134	15,100			Total.....	8,924	2,314	1,964		
RECAPITULATION.											
British Empire.....						British Empire.....					
Foreign Countries.....	63,982	14,134	15,100			Foreign Countries.....	8,924	2,314	1,964		

GUTTA-PERCHA AND INDIA-RUBBER.—Concluded.  
WASTE.

OTHER GUTTA-PERCHA AND INDIA-RUBBER.

United Kingdom.....	\$ 7,214	\$ 1,691	\$ 3,955	\$ 500	\$ 760	Japan.....	\$	\$	\$	\$	\$ 229
British Oceania—						United States.....	419,627	1,257,808	285,614	14,693	2,854,966
Australia.....	1,078					Alaska.....				26	
New Zealand.....	55	531	785		307	Total.....	430,951	1,292,208	290,364	15,735	2,856,885
Newfoundland.....	166					RECAPITULATION.					
Austria-Hungary.....		34				British Empire.....	8,347	2,222	4,740	500	1,076
Belgium.....			10	516	614	Foreign Countries.....	422,604	1,290,046	285,624	15,235	2,855,369
France.....	75										
St. Pierre and Miquelon.....	2,727	2,204									
Germany.....											

RECAPITULATION—GUTTA-PERCHA AND INDIA-RUBBER.

United Kingdom.....	\$ 12,985	\$ 3,287	\$ 3,965	\$ 854	\$ 1,727	United States.....	\$ 430,006	\$ 1,294,414	\$ 288,573	\$ 62,407	\$ 2,906,297
British Oceania—						Alaska.....	1,998	535	327	105	400
Australia.....	1,078					Total.....	449,621	1,301,058	293,660	64,050	2,915,855
New Zealand.....	231	559	785	116	617	RECAPITULATION.					
Newfoundland.....	166					British Empire.....	14,294	3,846	4,750	970	7,907
Austria-Hungary.....		34				Foreign Countries.....	435,327	1,297,212	288,910	63,080	2,907,948
Belgium.....			10	516	1,022						
France.....	75										
St. Pierre and Miquelon.....	355	35									
Germany.....	2,727	2,204									
Japan.....				52	229						



SESSIONAL PAPER No. 10b

## HAY.

	Ton.	Ton.	Ton.	Ton.	Ton.	\$	\$	\$	\$	\$
United Kingdom.....	75	47	1,606	13	250	376	37,997	37,997	37,997	37,997
Newfoundland.....	52	13	4	13	250	250	110	110	110	110
United States.....	53	12	131	40	818	818	10,392	10,392	10,392	10,392
Alaska.....		72	1,741	53		1,444	48,499	48,499	48,499	48,499
Total.....										
RECAPITULATION.										
British Empire.....	75	47	1,610	53	376	376	38,107	38,107	38,107	38,107
Foreign Countries.....		25	131		1,068	1,068	10,392	10,392	10,392	10,392
Total.....										

## ICE.

	\$	\$	\$	\$	\$	\$	\$	\$	\$	\$
United Kingdom.....	15									
United States—	15									
Alaska.....										
Total.....										
RECAPITULATION.										
British Empire.....	15									
Foreign Countries.....										
Total.....										

## INDIAN WORK.

	\$	\$	\$	\$	\$	\$	\$	\$	\$	\$
United Kingdom.....										
United States.....										
Total.....										
RECAPITULATION.										
British Empire.....										
Foreign Countries.....										
Total.....										

## JEWELLERY.

	\$	\$	\$	\$	\$	\$	\$	\$	\$	\$
United Kingdom.....	43,731	115,893	19,772	13,723	7,759	279,531	285,674	103,648	147,556	147,556
Bermuda.....	1,420	30	174	180	564	250	250	275	275	275
Newfoundland.....	278									
Austria-Hungary.....	4,000	3,057								
Belgium.....	5,953	623	300	652						
Cuba.....	1,492	1,976		4						
France.....										
Germany.....										
Italy.....										
Netherlands.....										
Panama.....										
Switzerland.....	9,044	2,132	2,178	454	1,626	115,983	19,946	13,903	8,323	8,323
Total.....										
RECAPITULATION.										
British Empire.....										
Foreign Countries.....										
Total.....										

No. 21—Exports of Foreign Produce, by Articles and Countries, during Fiscal Years ended March 31, 1914-1918—*Con.*

Exported to—	1914	1915	1916	1917	1918	Exported to—	1914	1915	1916	1917	1918
<b>JUNK, EXCEPT METALLIC AND RUBBER.</b>											
United Kingdom.....	Cwt.	Cwt.	Cwt.	Cwt.	Cwt.	United Kingdom.....	\$	\$	\$	\$	\$
France—						France—					
St. Pierre and Miquelon.....	1					St. Pierre and Miquelon.....	7	1,476			
United States.....	2,771	465				United States.....	5,231				
Total.....	2,772	465				Total.....	5,238	1,476			
RECAPITULATION.						RECAPITULATION.					
British Empire.....	2,772	465				British Empire.....	5,238	1,476			
Foreign Countries.....						Foreign Countries.....					
<b>LAMPS AND LANTERNS.</b>											
United Kingdom.....	\$ 2,891	\$ 129	\$ 553	\$ 28	\$	United States.....	\$ 10,649	\$ 6,007	\$ 6,291	\$ 2,696	\$ 5,831
Bermuda.....		119	7	12		Total.....	13,850	8,235	6,672	2,741	5,946
Newfoundland.....	210	70			115						
France.....						RECAPITULATION.					
St. Pierre and Miquelon.....		4	13			British Empire.....	3,101	248	360	40	115
Germany.....	60					Foreign Countries.....	10,749	7,987	6,312	2,701	5,831
Japan.....	40										
Netherlands.....		1,906	8	5							
<b>LIME.</b>											
United Kingdom.....	Cwt.	Cwt.	Cwt.	Cwt.	Cwt.	United Kingdom.....	Cwt.	Cwt.	Cwt.	Cwt.	Cwt.
United States.....					520	United States.....					228
Total.....					520	Total.....					228
RECAPITULATION.						RECAPITULATION.					
British Empire.....					520	British Empire.....					228
Foreign Countries.....						Foreign Countries.....					
<b>MENAGERIES.</b>											
United Kingdom.....	\$	\$	\$	\$	\$	RECAPITULATION.	\$	\$	\$	\$	\$
Newfoundland.....					6,131	British Empire.....					6,131
United States.....	1,581,725	1,998,132	150,308	162,275	224,150	Foreign Countries.....	1,581,725	1,998,132	150,308	166,025	224,150
Hawaii.....				3,750							
Total.....	1,581,725	1,998,132	150,308	166,025	230,281						

## SESSIONAL PAPER No. 10b

METALS AND MINERALS.  
ALUMINIUM IN BARS, BLOCKS, ETC.

	Lb.	Lb.	Lb.	Lb.	Lb.	\$	\$	\$	\$	\$	\$
United Kingdom.....											
United States.....				37,400	43,500	7,600			10,643	9,223	5,205
Total.....				37,400	43,500	7,600			10,643	9,223	5,205
RECAPITULATION.											
British Empire.....											
Foreign Countries.....				37,400	43,500	7,600			10,643	9,223	5,205

## ALUMINIUM MANUFACTURES.

	\$	\$	\$	\$	\$	\$	\$	\$	\$	\$	\$
United Kingdom.....											
British Africa, South.....											
British Oceania —											
Australia.....				71	225						
New Zealand.....				27	235						
United States.....				1,864	2,944	2,934			2,024	341	460
Total.....				2,205	3,401	2,934			47,569	2,024	2,634
RECAPITULATION.											
British Empire.....											
Foreign Countries.....				2,205	3,401	2,934			47,569	2,024	2,634

## ASBESTOS MANUFACTURES.

	\$	\$	\$	\$	\$	\$	\$	\$	\$	\$	\$
United Kingdom.....											
United States.....											
Total.....											
RECAPITULATION.											
British Empire.....											
Foreign Countries.....											

## BRASS, OLD AND SCRAP.

	Cwt.	Cwt.	Cwt.	Cwt.	Cwt.	Cwt.	\$	\$	\$	\$	\$
United Kingdom.....											
United States.....											
Total.....											
RECAPITULATION.											
British Empire.....											
Foreign Countries.....											

## COPPER.

## Old and Scrap.

	Cwt.	Cwt.	Cwt.	Cwt.	Cwt.	Cwt.	\$	\$	\$	\$	\$
United Kingdom.....											
United States.....											
Total.....											
RECAPITULATION.											
British Empire.....											
Foreign Countries.....											

No. 21—Exports of Foreign Produce, by Articles and Countries, during Fiscal Years ended March 31, 1914-1918—*Con.*

Exported to—	1914	1915	1916	1917	1918	Exported to—	1914	1915	1916	1917	1918
METALS AND MINERALS—Continued.											
Pigs, Bars, Sheets, Etc.											
United Kingdom.....	Cwt.	Cwt.	Cwt.	Cwt.	Cwt.	United Kingdom.....	\$	\$	\$	\$	\$
British Oceania—						British Oceania—					
New Zealand.....					14	New Zealand.....					680
Peru.....					10	Peru.....					619
United States.....				508	838	United States.....				16,650	30,499
Total.....				508	862	Total.....				16,650	31,798
RECAPITULATION.											
British Empire.....				508		British Empire.....					680
Foreign Countries.....					848	Foreign Countries.....				16,650	31,118

GOLD AND SILVER.

Gold-Bearing Quartz, Dust, Nuggets, Etc.

United Kingdom.....	\$	\$	\$	\$	\$	RECAPITULATION.	\$	\$	\$	\$	\$
United States.....	49,980	2,509	7,119,515			British Empire.....					
Total.....	49,980	2,509	7,119,515			Foreign Countries.....	49,980	2,509	7,119,515		

IRON AND STEEL.

AGRICULTURAL IMPLEMENTS.

Cultivators.

United Kingdom.....	No.	No.	No.	No.	No.	United Kingdom.....	\$	\$	\$	\$	\$
United States.....	22		41		4	United States.....	212		1,197		120
Total.....	22		41		4	Total.....	212		1,197		120
RECAPITULATION.						RECAPITULATION.					
British Empire.....						British Empire.....					
Foreign Countries.....	22		41		4	Foreign Countries.....	212		1,197		120





No. 21—Exports of Foreign Produce, by Articles and Countries, during Fiscal Years ended March 31, 1914-1918—*Con.*

Exported to—	1914	1915	1916	1917	1918	Exported to—	1914	1915	1916	1917	1918
<p style="text-align: center;"><b>METALS AND MINERALS—Continued.</b>  <b>IRON AND STEEL—Continued.</b>  <b>AGRICULTURAL IMPLEMENTS—Concluded.</b>  <b>Ploughs.</b></p>											
United Kingdom.....	No.	No.	No.	No.	No.	United Kingdom.....	\$	\$	\$	\$	\$
Argentine Republic.....	576	65	483	38	8	Argentine Republic.....					140
United States.....					36	United States.....	41,109	7,450	76,315	6,509	10,543
Total.....	576	65	483	38	44	Total.....	41,109	7,450	76,315	6,509	10,683
<p style="text-align: center;">RECAPITULATION.</p>											
British Empire.....	576	65	483	38	44	British Empire.....	41,109	7,450	76,315	6,509	10,683
Foreign Countries.....						Foreign Countries.....					
<p style="text-align: center;">Reapers.</p>											
United Kingdom.....	No.	No.	No.	No.	No.	United Kingdom.....	\$	\$	\$	\$	\$
Russia.....			400	1,125		Russia.....			16,628	50,419	
Total.....			400	1,125		Total.....			16,628	50,419	
<p style="text-align: center;">RECAPITULATION.</p>											
British Empire.....			400	1,125		British Empire.....			16,628	50,419	
Foreign Countries.....						Foreign Countries.....					
<p style="text-align: center;">Other Agricultural Implements.</p>											
United Kingdom.....	\$	\$	\$	\$	\$	United Kingdom.....	\$	\$	\$	\$	\$
British Oceania—						British Oceania—					
Australia.....		12			25	Australia.....					
Newfoundland.....					68	Newfoundland.....					
Switzerland.....	25,389	11,927	6,269	4,014	15,953	Switzerland.....	25,389	11,927	6,269	4,014	15,931
United States.....						United States.....					
Total.....	25,389	11,939	6,269	4,014	15,953	Total.....					



No. 21—Exports of Foreign Produce, by Articles and Countries, during Fiscal Years ended March 31, 1914-1918—*Con.*

Exported to—	1914	1915	1916	1917	1918	Exported to—	1914	1915	1916	1917	1918
<p style="text-align: center;"><b>METALS AND MINERALS—Continued.</b>  <b>IRON AND STEEL—Continued.</b>            CASTINGS, N.O.P.</p>											
United Kingdom.....	\$	\$	\$	\$	\$	United States.....	\$	\$	\$	\$	\$
Newfoundland.....	23	25				Total.....	16,555	14,781	21,378	9,839	40,969
China.....	1,636	3,224	1,076	73	969		18,255	18,033	22,454	9,912	46,614
France—					3,813	RECAPITULATION.					
St. Pierre and Miquelon.....	10					British Empire.....	1,659	3,249	1,076	73	969
Netherlands—						Foreign Countries.....	16,596	14,784	21,378	9,839	45,645
Dutch East Indies.....					863						
Norway.....	31										
<p style="text-align: center;"><b>CREAM SEPARATORS.</b></p>											
United Kingdom.....	\$	\$	\$	\$	\$	RECAPITULATION.					
Newfoundland.....	1,581	130		46		British Empire.....	1,581	145		46	
Germany.....		13				Foreign Countries.....	8,378	16,244	17,611	15,048	6,466
United States.....	8,378	16,031	17,611	15,048	6,466						
Total.....	9,959	16,389	17,611	15,094	6,466						
<p style="text-align: center;"><b>ENGINES, GASOLINE.</b></p>											
United Kingdom.....	No. 1	No. 4	No. 3	No. 7	No.	United Kingdom.....	\$	\$	\$	\$	\$
British Oceania—						British Oceania—	75	1,353	1,250	1,950	
Australia.....			5			Australia.....			882		
New Zealand.....			3			New Zealand.....			629	507	
Hong Kong.....	1					Hong Kong.....	59				
Newfoundland.....	32	47	8	3	12	Newfoundland.....	3,160	4,543	593	611	1,567
France—						France—					
St. Pierre and Miquelon.....	4		1	6		St. Pierre and Miquelon.....	440		50	800	
United States.....	313	396	398	343	246	United States.....	69,049	80,801	112,671	94,948	72,385
Alaska.....			5			Alaska.....			1,910		18
Total.....	351	447	423	359	258	Total.....	72,783	92,697	117,985	98,876	73,970
RECAPITULATION.						RECAPITULATION.					
British Empire.....	34	51	19	10	12	British Empire.....	3,294	5,896	3,354	3,068	1,567
Foreign Countries.....	317	396	404	349	246	Foreign Countries.....	69,489	86,801	114,631	95,808	72,463



## FERRO-SILICON AND FERRO COMPOUNDS.

	Ton.	Ton.	Ton.	Ton.	Ton.	£	£	£	£	£
United Kingdom.....										
United States.....										
Total.....						304				23,230
RECAPITULATION.										
British Empire.....										
Foreign Countries.....										
Total.....						304				23,230

# Gas Buoys and Parts of.

[illegible]

GUNS, RIFLES AND FIREARMS OF ALL KINDS.

[illegible]

## HARDWARE, N.O.P.

	\$	\$	\$	\$	\$	\$	\$	\$	\$
United Kingdom.....	2,212	4,720	20,465	3,333	9,861	Germany .....	70	160	\$
Bermuda.....	113	317				Italy.....	70		170
British Africa, South.....	90				249	Japan.....		75	56,346
British Oceania— New Zealand.....	295	158	207	18	55	Norway.....	26,611	75,735	67,494
British West Indies.....	1,502	620	1,340	865	28	United States.....		12	583
Newfoundland.....		155			1,386	Alaska.....			
Austria-Hungary.....						Total.....	31,149	99,479	72,399
China.....					340				68,741
Cuba.....			1,500			RECAPITULATION.			
Denmark.....		1,789				British Empire.....	4,212	5,815	11,579
France.....	25	25			100	Foreign Countries.....	26,437	79,344	57,162
St. Pierre and Miquelon.....	256	169	220	106	206				68,183

No. 21—Exports of Foreign Produce, by Articles and Countries, during Fiscal Years ended March 31, 1914-1918—*Con.*

Exported to—	1914	1915	1916	1917	1918	Exported to—	1914	1915	1916	1917	1918
<p style="text-align: center;"><b>METALS AND MINERALS—Continued.</b>  <b>IRON AND STEEL—Continued.</b>  <b>MACHINERY.</b>            Linotype Machines and Parts of.</p>											
United Kingdom.....	\$	\$	\$	\$	\$	RECAPITULATION.	\$	\$	\$	\$	\$
United States.....	8,892	29,759	34,855	52,646	29,593	British Empire.....					
Total.....	8,892	29,759	34,855	52,646	29,593	Foreign Countries.....	8,892	29,759	34,855	52,646	29,593
<p style="text-align: center;"><b>Sewing Machines.</b></p>											
United Kingdom.....	No.	No.	No.	No.	No.	United Kingdom.....	\$	\$	\$	\$	\$
Newfoundland.....	8	1	2			Newfoundland.....	714	200	195		
Germany.....	1	2				Germany.....	40	36		26	268
Japan.....						Japan.....					
United States.....	347	340	143			United States.....	11,954	13,854	7,057	12,071	11,998
Alaska.....						Alaska.....				40	
Total.....	356	343	145			Total.....	12,708	14,090	7,252	12,137	12,316
<p style="text-align: center;"><b>RECAPITULATION.</b></p>											
British Empire.....	8	3	2			British Empire.....	714	236	195	26	268
Foreign Countries.....	348	340	143			Foreign Countries.....	11,994	13,854	7,057	12,111	12,048
<p style="text-align: center;"><b>Threshing Machines.</b></p>											
United Kingdom.....	No.	No.	No.	No.	No.	United Kingdom.....	\$	\$	\$	\$	\$
British Oceania—						British Oceania—					
Australia.....	3	2				Australia.....		2,245			
United States.....		6	7	2	1	United States.....	1,832	7,579	8,300	2,435	750
Total.....	3	8	7	2	1	Total.....	1,832	9,824	8,300	2,435	750
<p style="text-align: center;"><b>RECAPITULATION.</b></p>											
British Empire.....		2				British Empire.....		2,245			
Foreign Countries.....	3	6	7	2	1	Foreign Countries.....	1,832	7,579	8,300	2,435	750

## SESSIONAL PAPER No. 10b

## Typewriters.

United Kingdom.....	No. 3	No. 4	No. 3	No.	No.	United Kingdom.....	\$ 487	\$ 268	\$ 266	\$
Newfoundland.....	3	11	8	1	1	Newfoundland.....	130	610	1,070	50
China.....				2		China.....				102
United States.....	1,294	1,205	877	507	357	United States.....	54,722	55,933	43,001	27,996
Alaska.....			1	1		Alaska.....			40	50
Total.....	1,300	1,220	889	511	353	Total.....	55,359	56,811	44,377	28,198
RECAPITULATION.						RECAPITULATION.				
British Empire.....	6	15	11	1	1	British Empire.....	637	878	1,336	50
Foreign Countries.....	1,294	1,205	878	510	357	Foreign Countries.....	54,722	55,933	43,041	28,148
Total.....						Total.....				

## Washing Machines, Domestic, Including Wringers.

United Kingdom.....	\$	\$	\$	\$	\$	RECAPITULATION.	\$	\$	\$	\$
Newfoundland.....		66	8			British Empire.....		66	8	
United States.....	449	1,198	186	267	446	Foreign Countries.....	449	1,198	186	267
Total.....	449	1,264	194	267	446	Total.....				446

## Other Machinery, n.o.p.

United Kingdom.....	\$ 35,663	\$ 23,124	\$ 39,790	\$ 51,274	\$ 30,318	Japan.....	\$	\$ 963	\$	\$ 244
British Africa, South.....					2,018	Peru.....				182
British East Indies—					4,045	Russia.....				
India.....		300			987	Switzerland.....			275	
British Oceania—			2,324		150	United States.....	533,647	493,143	650,608	2,638,841
Australia.....		1,294			2,865	Alaska.....	3,510	2,013	3,411	1,101
Fiji.....	48				26	Hawaii.....				665
New Zealand.....		107			4,700	Total.....	579,621	524,060	697,342	2,712,807
British West Indies.....		163			26	RECAPITULATION.				
Hong Kong.....		143			100	British Empire.....				48,975
Newfoundland.....	495	959	403	799	6,907	Foreign Countries.....	36,206	25,947	42,660	55,214
China.....		556			32,369		543,415	498,143	654,682	2,663,832
France.....	2,100	56	193	7	430					
St. Pierre and Miquelon.....			195							
Germany.....	2,733	1,412								

No. 21—Exports of Foreign Produce, by Articles and Countries, during Fiscal Years ended March 31, 1914-1918—*Con.*

Exported to—	1914	1915	1916	1917	1918	Exported to—	1914	1915	1916	1917	1918
METALS AND MINERALS—Continued.											
IRON AND STEEL—Continued.											
TOTAL MACHINERY.											
United Kingdom.....	\$ 36,864	\$ 23,658	\$ 40,251	\$ 51,274	\$ 30,318	Japan.....	\$	\$ 963	\$	\$ 19,513	\$ 294
British Africa, South.....					2,018	Peru.....					182
British East Indies—						Russia.....					
India.....		300			4,045	Switzerland.....			275		
British Oceania—						United States.....		601,466	744,007	808,414	2,690,322
Australia.....		3,539	2,324		987	Alaska.....		2,013	3,451	7,652	1,101
Fiji.....	48					Hawaii.....					665
New Zealand.....		107				Total.....		658,861	792,320	890,978	2,774,636
British West Indies.....		163	143			RECAPITULATION.					
Hong Kong.....		183	100			British Empire.....					49,273
Newfoundland.....	645	1,605	1,481			Foreign Countries.....		29,372	44,199	55,290	
China.....		556	102					606,466	748,121	835,088	2,725,363
France.....	2,100	56									
St. Pierre and Miquelon.....	2,773	1,412									
Germany.....											
ORE, IRON											
United Kingdom.....	Ton.	Ton.	Ton.	Ton.	Ton.	United Kingdom.....	\$	\$	\$	\$	\$
United States.....				8,720		United States.....				36,115	
Total.....				8,720		Total.....				36,115	
RECAPITULATION.											
British Empire.....						British Empire.....					
Foreign Countries.....				8,720		Foreign Countries.....				36,115	
PIG IRON.											
United Kingdom.....	Ton.	Ton.	Ton.	Ton.	Ton.	United Kingdom.....	\$	\$	\$	\$	\$
Japan.....				9,967	56	Japan.....				134,400	3,175
United States.....	20	1,115			8	United States.....		12,452		134,400	210
Total.....	20	1,115		9,967	64	Total.....		12,452		134,400	3,385



## SESSIONAL PAPER No. 10b

RECAPITULATION.				RECAPITULATION.			
British Empire.....	20	1,115	9,967	64	British Empire.....	250	12,452
Foreign Countries.....					Foreign Countries.....		134,400
							3,385

RAILS.				RECAPITULATION.			
United Kingdom.....	Ton.	Ton.	Ton.	Ton.	United Kingdom.....	\$	\$
Japan.....				600	Japan.....		47,100
United States.....				336	United States.....		8,861
Total.....				936	Total.....		55,961

RECAPITULATION.				RECAPITULATION.			
British Empire.....				936	British Empire.....		55,961
Foreign Countries.....					Foreign Countries.....		

SCRAP IRON OR STEEL.				RECAPITULATION.			
United Kingdom.....	Cwt.	Cwt.	Cwt.	Cwt.	United Kingdom.....	\$	\$
Newfoundland.....	80				Newfoundland.....	39	
Belgium.....	234				Belgium.....	30	
United States.....	172,688	9,083	3,560		United States.....	127	1,780
Total.....	173,009	9,083	3,560		Total.....	132,205	1,780

RECAPITULATION.				RECAPITULATION.			
British Empire.....	87				British Empire.....	69	
Foreign Countries.....	172,922	9,083	3,560		Foreign Countries.....	132,332	1,780

STOVES.				RECAPITULATION.			
United Kingdom.....	No.	No.	No.	No.	United Kingdom.....	\$	\$
Bermuda.....					Bermuda.....		250
Newfoundland.....	10	24	9		Newfoundland.....	52	121
United States.....	164	2,332	138		United States.....	9	3,566
Total.....	174	2,356	150		Total.....	3,972	6,510

RECAPITULATION.				RECAPITULATION.			
British Empire.....	10	24	12		British Empire.....	236	371
Foreign Countries.....	164	2,332	138		Foreign Countries.....	2,498	6,510

No. 21—Exports of Foreign Produce, by Articles and Countries, during Fiscal Years ended March 31, 1914-1918—*Con.*

Exported to—	1914	1915	1916	1917	1918	Exported to—	1914	1915	1916	1917	1918
METALS AND MINERALS—Continued.											
IRON AND STEEL—Concluded.											
TOOLS, HAND OR MACHINE.											
United Kingdom.....	\$	2,751	2,415	6,619	368	8,237	United States.....	\$	41,845	48,141	49,936
British Guiana.....				20			Alaska.....		41		104
British West Indies.....				11			Total.....		47,891	51,303	56,790
Newfoundland.....		108	52	94	16	1,419	RECAPITULATION.				
China.....				335		1,000	British Empire.....		2,859	2,467	6,741
France.....						277	Foreign Countries.....		15,032	48,836	50,055
St. Pierre and Miquelon.....		146	395		3	13					
Germany.....											
WIRE AND WIRE NAILS.											
United Kingdom.....	Cwt.		4		20,979	21	United Kingdom.....	\$	11	288	47,303
British Guiana.....							British Guiana.....		37	12	10
Newfoundland.....			9		2,805	3,533	Newfoundland.....		11,316	9	6,359
France.....				4	739	790	France.....				1,506
United States.....			22,342	7			United States.....				
Total.....			22,355	91	24,585	4,353	Total.....		11,364	309	55,178
RECAPITULATION.							RECAPITULATION.				
British Empire.....			13	84	20,981	21	British Empire.....		48	300	47,313
Foreign Countries.....			22,342	7	3,004	4,332	Foreign Countries.....		11,316	9	7,865
OTHER IRON AND STEEL.											
United Kingdom.....	\$	25,081	36,196	21,500	7,062	5,039	France.....	\$	25	19	700
Bermuda.....		80				29	St. Pierre and Miquelon.....		569	381	1,586
British Africa, South.....						24,224	Germany.....		7,763	202	
British East Indies.....			55				Italy.....				1,500
India.....					4,110	8,290	Japan.....				39,568
Straits Settlements.....						2,500	Norway.....				1,128
British Oceania.....							Russia.....				9,292
Australia.....		1,195	5,041		17,880	8,599	Sum.....			1,590,291	1,524

## SESSIONAL PAPER No. 106

New Zealand	56	25	780	5,381	Switzerland	305,607	427,830	2,002
British West Indies	19	9,713		626	United States	109,526	532,058	1,075,780
Hong Kong	2,075				Alaska	2,807	3,212	3,615
Newfoundland	7,467	7,511	3,469	8,756	Total	517,852	639,105	1,569,457
Argentina Republic	229			16,930	RECAPITULATION.			
Austria-Hungary	80				British Empire	48,323	38,779	64,587
Belgium	250				Foreign Countries	307,416	2,023,553	1,504,870
China								
Denmark		135	1,922	89,718				
Greenland, Iceland, etc.				361				

## TOTAL IRON AND STEEL.

United Kingdom	\$ 72,036	\$ 76,517	\$ 734,232	\$ 363,533	Germany	\$ 10,774	\$ 2,359	\$
Bermuda	193	317		29	Italy		70	
British Africa, South	90	35		26,491	Japan		963	313,137
British East Indies—					Netherlands—			
India		360	4,310	12,305	Dutch East Indies	31	75	863
Straits Settlements				2,900	Norway			
British Oceania—				35	Peru			
Australia	1,195	8,592	17,880	9,496	Russia	900	1,607,197	182
Fiji	48		160		Spain			1,524
New Zealand	56		4,168	6,030	Switzerland			30,810
British West Indies	344	2,445	4,168	5,334	United States	525	1,640,190	2,070
Hong Kong	2,134	9,143	104		Alaska	1,551,134	1,987,107	4,317,173
Newfoundland	14,806	14,821	6,227	23,370	Hawaii	6,358	6,915	5,636
Argentina Republic	229			17,070	Total	1,661,960	3,384,587	5,304,505
Austria-Hungary	180	155			RECAPITULATION.			
Belgium	688				British Empire	99,902	124,121	119,152
China	457				Foreign Countries	1,574,058	2,146,851	4,855,353
Cuba		556	2,359	94,871				
Denmark		1,780						
Greenland, Iceland, etc.								
France	2,155	893	24,380	361				
St. Pierre and Miquelon	1,315	550	1,588	70,000				
				898				

## LEAD, FIG.

United Kingdom	Lb.	Lb.	Lb.	Lb.	United Kingdom	\$	\$	\$
Newfoundland	200				Newfoundland	7		
United States				51,500	United States			6,188
Total	200			51,500	Total	7		6,188
RECAPITULATION.					RECAPITULATION.			
British Empire	200				British Empire	7		6,188
Foreign Countries				51,500	Foreign Countries			

No. 21—Exports of Foreign Produce, by Articles and Countries, during Fiscal Years ended March 31, 1914-1918—*Con.*

Exported to—	1914	1915	1916	1917	1918	Exported to—	1914	1915	1916	1917	1918
METALS AND MINERALS—Continued.											
MICA											
United Kingdom.....	Lb.	Lb.	Lb.	Lb.	Lb.	United Kingdom.....	\$	\$	\$	\$	\$
United States.....	6,633	377	1,510	4,909	100	United States.....	1,652	59	633	1,220	90
Total.....	6,633	377	2,490	4,909	100	Total.....	1,652	59	1,545	1,220	90
RECAPITULATION.						RECAPITULATION.					
British Empire.....			980			British Empire.....			912		
Foreign Countries.....	6,633	377	1,510	4,909	100	Foreign Countries.....	1,652	59	633	1,220	90
ORE—CORUNDUM.											
United Kingdom.....	Ton.	Ton.	Ton.	Ton.	Ton.	United Kingdom.....	\$	\$	\$	\$	\$
United States.....				40		United States.....				5,500	
Total.....				40		Total.....				5,500	
RECAPITULATION.						RECAPITULATION.					
British Empire.....						British Empire.....					
Foreign Countries.....				40		Foreign Countries.....				5,500	
ORES, OTHER, N.O.P.											
United Kingdom.....	Ton.	Ton.	Ton.	Ton.	Ton.	United Kingdom.....	\$	\$	\$	\$	\$
United States.....				60	31	United States.....				1,446	1,770
Total.....				60	31	Total.....				1,446	1,770
RECAPITULATION.						RECAPITULATION.					
British Empire.....						British Empire.....					
Foreign Countries.....				60	31	Foreign Countries.....				1,446	1,770



SESSIONAL PAPER No. 10b

PLATED WARE, N.O.P.

United Kingdom.....	\$	\$	\$	\$	\$	\$	\$	\$	\$
Newfoundland.....									
Cuba.....									
Japan.....									
United States.....									
Total.....									
RECAPITULATION.									
British Empire.....									
Foreign Countries.....									
Total.....									

PLATINUM, CONTAINED IN CONCENTRATES OR OTHER FORMS.

United Kingdom.....	Oz.	Oz.	Oz.	Oz.	Oz.	\$	\$	\$	\$
United States.....	136	98	4	30		6,794	4,656	184	1,915
Total.....	136	98	4	30		6,794	4,656	184	1,915
RECAPITULATION.									
British Empire.....	136	98		30		6,794	4,656	184	1,915
Foreign Countries.....			4						
Total.....									

PLUMBAGO MANUFACTURES.

United Kingdom.....	\$	\$	\$	\$	\$	\$	\$	\$	\$
Germany.....									
United States.....									
Total.....									
RECAPITULATION.									
British Empire.....									
Foreign Countries.....									
Total.....									

SHINGLES, LATH AND CORRUGATED ROOFING,—METALLIC.

United Kingdom.....	\$	\$	\$	\$	\$	\$	\$	\$	\$
Newfoundland.....									
Argentina Republic.....									
United States.....									
Total.....									
RECAPITULATION									
British Empire.....									
Foreign Countries.....									
Total.....									

STEREOTYPES AND ELECTROTYPES.

United Kingdom.....	\$	\$	\$	\$	\$	\$	\$	\$	\$
British West Indies.....									
Newfoundland.....									
France.....									
United States.....									
Total.....									
RECAPITULATION.									
British Empire.....									
Foreign Countries.....									
Total.....									



## SESSIONAL PAPER No. 10b

## OTHER PRODUCE OF THE MINE, N.O.P.

	\$	\$	\$	\$	\$	RECAPITULATION.	\$	\$	\$	\$
United Kingdom.....	96,023	88,003	124,514	5	5	British Empire.....	108,420	11,405	5	5
Newfoundland.....	324	317	52	731	731	Foreign Countries.....	297	108,420	11,405	731
United States.....	90	55	71	736	736					
Total.....	75	360	20							

10b—631

## RECAPITULATION—METALS AND MINERALS.

	\$	\$	\$	\$	\$	\$	\$	\$	\$	\$
United Kingdom.....	96,023	88,003	124,514	761,256	386,005	Germany.....	13,333	5,543	1,560	1,560
Bermuda.....	324	317	52	225	29	Italy.....	80	219	74,537	313,137
British Africa, South.....	90	55	71	4,310	26,491	Japan.....	201	963	1,128	863
British East Indies.....	75	360	20	17,005	9,862	Netherlands.....	31	75	1,047,592	50,711
British Settlements.....	26			5,792	150	Dutch East Indies.....	900	901	1,624	1,624
British Guiana.....	1,195	8,592	3,533	5,792	7,414	Nicaragua.....	595	2,011,692	2,357,607	30,870
British Oceania.....	48	265	897	17,005	5,354	Norway.....	2,011,692	1,610,406	9,085,032	4,986,305
New Zealand.....	56	265	897	17,005	5,354	Peru.....	8,548	3,561	6,915	5,645
British West Indies.....	344	2,501	9,961	17,005	17,070	Russia.....	2,158,889	1,741,886	10,902,832	6,005,878
Hong Kong.....	2,134	2,688	143	1,085	17,070	Spain.....				
Newfoundland.....	16,721	15,365	13,250	1,085	17,070	Switzerland.....				
Newfound Island.....	180	155	776	2,438	70,090	United States.....				
Argentine Republic.....	1,306	576	1,571	1,682	964	Alaska.....				
Austria-Hungary.....		556	1,571			Hawaii.....				
Belgium.....		1,789	135			Total.....				
Canada.....						RECAPITULATION.				
China.....						British Empire.....	116,716	152,441	807,394	478,215
Cuba.....						Foreign Countries.....	2,042,653	1,625,170	2,534,204	5,527,663
Denmark.....										
Greenland, Iceland, etc.....										
France.....	2,223	100	5,293	24,438	70,090					
St. Pierre and Miquelon.....	1,475	626	2,293	1,682	964					

## MUSICAL INSTRUMENTS.

## ORGANS.

	No.	No.	No.	No.	No.	No.	\$	\$	\$	\$
United Kingdom.....	2					United Kingdom.....	535			
British Oceania.....						British Oceania—				
New Zealand.....	6	22	1	1		New Zealand.....		350		
Newfoundland.....	8	4	3	5	2	Newfoundland.....	500	20	35	
United States.....						United States.....	1,888	222	125	800
Total.....	16	27	4	5	2	Total.....	2,923	592	160	800
RECAPITULATION.						RECAPITULATION.				
British Empire.....	8	23	1			British Empire.....	1,035	370	35	
Foreign Countries.....	8	4	3	5	2	Foreign Countries.....	1,888	222	125	





## SESSIONAL PAPER No. 10b

## OAKUM.

	Cwt.	Cwt.	Cwt.	Cwt.	Cwt.	Cwt.	\$	\$	\$	\$	\$
United Kingdom.....	21	25	6	31	.....	.....	90	.....	.....	.....	.....
Bermuda.....	.....	.....	.....	.....	.....	.....	130	.....	.....	40	.....
Newfoundland.....	.....	.....	.....	.....	.....	.....	.....	168	.....	255	.....
Total.....	24	25	37	.....	.....	.....	150	168	295	.....	.....
RECAPITULATION.	.....	.....	.....	.....	.....	.....	.....	.....	.....	.....	.....
British Empire.....	24	25	37	.....	.....	.....	150	168	295	.....	.....
Foreign Countries.....	.....	.....	.....	.....	.....	.....	.....	.....	.....	.....	.....

## OILCAKE.

	Cwt.	Cwt.	Cwt.	Cwt.	Cwt.	Cwt.	\$	\$	\$	\$	\$
United Kingdom.....	75	.....	.....	.....	.....	.....	100	.....	.....	.....	.....
British West Indies.....	560	.....	.....	.....	.....	.....	793	.....	.....	.....	.....
United States.....	.....	.....	.....	.....	.....	.....	.....	.....	.....	.....	.....
Total.....	635	.....	.....	.....	.....	.....	893	.....	.....	.....	.....
RECAPITULATION.	.....	.....	.....	.....	.....	.....	.....	.....	.....	.....	.....
British Empire.....	75	.....	.....	.....	.....	.....	100	.....	.....	.....	.....
Foreign Countries.....	560	.....	.....	.....	.....	.....	793	.....	.....	.....	.....

## OPTICAL, PHILOSOPHICAL AND SCIENTIFIC APPARATUS AND INSTRUMENTS.

	\$	\$	\$	\$	\$	\$	\$	\$	\$	\$	\$
United Kingdom.....	5,511	16,105	4,850	6,333	3,355	.....	.....	.....	.....	.....	.....
British East Indies—	.....	.....	.....	.....	.....	.....	.....	.....	.....	.....	.....
India.....	900	.....	.....	.....	.....	.....	.....	.....	.....	.....	.....
British Oceania—	.....	.....	.....	.....	.....	.....	.....	.....	.....	.....	.....
Australia.....	.....	.....	485	.....	.....	.....	.....	.....	.....	.....	.....
New Zealand.....	.....	.....	.....	155	.....	.....	.....	.....	.....	.....	.....
British West Indies.....	.....	.....	50	200	101	.....	.....	.....	80	.....	.....
Hong Kong.....	.....	.....	.....	180	.....	.....	.....	.....	.....	.....	.....
Newfoundland.....	32	838	36	659	1,646	.....	57,717	1,262	95,012	174,772	202,992
Austria-Hungary.....	40	6	.....	.....	.....	.....	.....	310	206	.....	.....
China.....	.....	.....	.....	.....	.....	.....	125	.....	.....	75	.....
St. Pierre and Miquelon.....	664	222	.....	.....	.....	.....	.....	.....	.....	.....	.....
Germany.....	61	1,064	.....	.....	.....	.....	65,050	106,530	100,719	182,922	216,241
RECAPITULATION.	.....	.....	.....	.....	.....	.....	.....	.....	.....	.....	.....
British Empire.....	.....	.....	.....	.....	.....	.....	6,443	16,943	5,421	7,556	5,102
Foreign Countries.....	.....	.....	.....	.....	.....	.....	58,607	89,587	95,298	175,366	211,139





No. 21—Exports of Foreign Produce, by Articles and Countries, during Fiscal Years ended March 31, 1914-1918—*Con.*

Exported to—	1914	1915	1916	1917	1918	Exported to—	1914	1915	1916	1917	1918
United Kingdom.....						United Kingdom.....					
British Oceania—						British Oceania—					
Australia.....						Australia.....					
New Zealand.....						New Zealand.....					
Newfoundland.....						Newfoundland.....					
United States.....						United States.....					
Total.....						Total.....					
RECAPITULATION.						RECAPITULATION.					
British Empire.....						British Empire.....					
Foreign Countries.....						Foreign Countries.....					

SEEDS—Concluded.

GRASS.

United Kingdom.....	Bush.	Bush.	Bush.	Bush.	Bush.	United Kingdom.....	\$	\$	\$	\$	\$
British Oceania—						British Oceania—					
Australia.....	140	735	735	300	2,030	Australia.....	156	156	2,760	1,284	3,329
New Zealand.....	70	7,734	7,734	300	2,030	New Zealand.....	78	78	10,017	1,284	5,817
Newfoundland.....	21	8	8	25	433	Newfoundland.....	132	132	23	166	1,541
United States.....	21	235	235	325	3,383	United States.....	438	438	12,932	1,450	10,687
Total.....	21	235	235	300	2,950	Total.....	438	438	12,909	1,284	9,146
RECAPITULATION.						RECAPITULATION.					
British Empire.....	21	235	235	300	2,950	British Empire.....	438	438	12,909	1,284	9,146
Foreign Countries.....				25	433	Foreign Countries.....			23	166	1,541

OTHER SEEDS.

United Kingdom.....	\$	\$	\$	\$	\$	United States.....	\$	\$	\$	\$	\$
Bermuda.....	13,035	65	50	15	350	Bermuda.....	31,424	79,583	64,514	36,144	357,739
British Oceania—						British Oceania—					
Australia.....		367		15		Australia.....	44,702	80,058	65,083	36,233	358,182
New Zealand.....	104	43	519	74	93	New Zealand.....	13,139	475	569	89	443
Newfoundland.....	139					Newfoundland.....	31,563	79,583	64,514	36,144	357,739
Sweden.....						Sweden.....					
Total.....						Total.....					
RECAPITULATION.						RECAPITULATION.					
British Empire.....						British Empire.....					
Foreign Countries.....						Foreign Countries.....					

RECAPITULATION—SEEDS.

United Kingdom.....	\$	\$	\$	\$	\$	Netherlands.....	\$	\$	\$	\$	\$
Bermuda.....	1,211,716	88,540	4,034	1,905	5,281	Bermuda.....	377,090				
British Oceania—						British Oceania—	139				
Australia.....		367				Australia.....	46,109	89,328	72,671	51,010	366,835
New Zealand.....	156	156	15,504	3,467	53,506	New Zealand.....	1,977,703	178,716	92,860	56,456	425,715
Newfoundland.....	78	78	651	74	93	Newfoundland.....					
Belgium.....	214,391	247				Belgium.....					
France.....	68,596					France.....					
Germany.....	58,910					Germany.....					
Total.....						Total.....					
RECAPITULATION.						RECAPITULATION.					
British Empire.....						British Empire.....					
Foreign Countries.....						Foreign Countries.....					





No. 21—Exports of Foreign Produce, by Articles and Countries, during Fiscal Years ended March 31, 1914-1918—*Con.*

Exported to—	1914	1915	1916	1917	1918	Exported to—	1914	1915	1916	1917	1918
STONE, MARBLE AND SLATE.											
FELDSPAR.											
United Kingdom.....	Ton.	Ton.	Ton.	Ton.	Ton.	United Kingdom.....	\$	\$	\$	\$	\$
United States.....						United States.....			815		
Total.....						Total.....			815		
RECAPITULATION.											
British Empire.....						British Empire.....					
Foreign Countries.....						Foreign Countries.....			815		
GRAVEL AND SAND.											
United Kingdom.....	Ton.	Ton.	Ton.	Ton.	Ton.	United Kingdom.....	\$	\$	\$	\$	\$
United States.....	750					United States.....	295				
Total.....	750					Total.....	295				
RECAPITULATION.											
British Empire.....						British Empire.....					
Foreign Countries.....						Foreign Countries.....	295				
GRINDSTONES, MANUFACTURED.											
United Kingdom.....						RECAPITULATION.					
United States.....						British Empire.....					488
Alaska.....						Foreign Countries.....	30	1,858	421		533
Total.....	30	1,858	421		1,021						
GYPSUM OR PLASTER, GROUND.											
United Kingdom.....	\$	\$	\$	\$	\$	RECAPITULATION.					
United States.....	30	1,817	421		488	British Empire.....					
Alaska.....		41			533	Foreign Countries.....					189
Total.....	30	1,858	421		1,021						
RECAPITULATION.											
United Kingdom.....						British Empire.....					
United States.....						Foreign Countries.....			125	199	189
Total.....									125	199	189



No. 21—Exports of Foreign Produce, by Articles and Countries, during Fiscal Years ended March 31, 1914-1918—*Con.*

Exported to—	1914	1915	1916	1917	1918	Exported to—	1914	1915	1916	1917	1918
<b>TEXTILES.</b>											
<b>CORDAGE, ROPE AND TWINE.</b>											
<b>BINDER TWINE.</b>											
United Kingdom.....	Lb.	Lb.	Lb.	Lb.	Lb.	United Kingdom.....	\$	\$	\$	\$	\$
United States.....	514,500	500	500	500	514,500	United States.....	3,050	48	48	91,593	91,593
Total.....	514,500	500	500	500	514,500	Total.....	3,050	48	48	91,593	91,593
<b>RECAPITULATION.</b>											
British Empire.....	514,500	500	500	500	514,500	British Empire.....	3,050	48	48	91,593	91,593
Foreign Countries.....	514,500	500	500	500	514,500	Foreign Countries.....	3,050	48	48	91,593	91,593
Total.....	10,022	21,077	23,437	23,489	41,778	Total.....	10,022	21,077	23,437	23,489	41,778
<b>OTHER CORDAGE, ROPE AND TWINE.</b>											
United Kingdom.....	\$ 376	\$ 3,187	\$ 3,354	\$ 5,141	\$ 1,432	United Kingdom.....	\$	\$	\$	\$	\$
Bermuda.....	2,391	2,379	51	40	1,432	Bermuda.....	2,767	5,566	3,354	5,181	1,432
Newfoundland.....	36	26,429	6,781	6,781	13,881	Newfoundland.....	7,255	19,511	20,553	18,308	40,346
Cuba.....	14,205	1,255	8,218	11,527	13,881	Cuba.....	2,767	5,566	3,354	5,181	1,432
France—	2,859	1,255	8,218	11,527	13,881	France—	2,767	5,566	3,354	5,181	1,432
St. Pierre and Miquelon.....	4,396	1,255	8,218	11,527	13,881	St. Pierre and Miquelon.....	2,767	5,566	3,354	5,181	1,432
United States.....	10,022	21,077	23,437	23,489	41,778	United States.....	2,767	5,566	3,354	5,181	1,432
Alaska.....	10,022	21,077	23,437	23,489	41,778	Alaska.....	2,767	5,566	3,354	5,181	1,432
Total.....	10,022	21,077	23,437	23,489	41,778	Total.....	2,767	5,566	3,354	5,181	1,432
<b>TOTAL CORDAGE ROPE AND TWINE.</b>											
United Kingdom.....	\$ 376	\$ 3,187	\$ 3,354	\$ 5,141	\$ 1,432	United Kingdom.....	\$	\$	\$	\$	\$
Bermuda.....	2,391	2,379	51	40	1,432	Bermuda.....	2,767	5,566	3,354	5,181	1,432
Newfoundland.....	36	26,429	6,781	6,781	13,881	Newfoundland.....	7,255	19,511	20,553	18,308	40,346
Cuba.....	14,205	1,255	8,218	11,527	13,881	Cuba.....	2,767	5,566	3,354	5,181	1,432
France—	2,859	1,255	8,218	11,527	13,881	France—	2,767	5,566	3,354	5,181	1,432
St. Pierre and Miquelon.....	4,396	1,255	8,218	11,527	13,881	St. Pierre and Miquelon.....	2,767	5,566	3,354	5,181	1,432
United States.....	10,022	21,077	23,437	23,489	41,778	United States.....	2,767	5,566	3,354	5,181	1,432
Alaska.....	10,022	21,077	23,437	23,489	41,778	Alaska.....	2,767	5,566	3,354	5,181	1,432
Total.....	10,022	21,077	23,437	23,489	41,778	Total.....	2,767	5,566	3,354	5,181	1,432



## SESSIONAL PAPER No. 10b

COTTON.  
FABRICS.

	Yd.	Yd.	Yd.	Yd.	Yd.	Yd.	\$	\$	\$	\$	\$
United Kingdom.....	19,845	24,665	10,809	10,828	162						
British East Indies—											
India.....							1,984	3,241	1,716	756	119
British Oceania—									11,400		
Australia.....		151			3,044						
Newfoundland.....	1,538				634		199	67			1,542
Argentina Republic.....	1,532						511				667
France.....	173						180				
St. Pierre and Miquelon.....											251
Japan.....	2,402	1,140			600			89			
Russia.....	43,100	78,331	89,453	241,356	378,422		254				
United States.....							7,027	9,360	10,703	31,943	88,389
Total.....	68,680	104,287	200,262	307,856	382,862		10,155	12,757	23,819	55,978	90,968
RECAPITULATION.											
British Empire.....	21,383	24,816	110,809	10,828	3,840		2,183	3,308	13,116	756	2,328
Foreign Countries.....	47,297	79,471	89,453	297,028	379,022		7,972	9,449	10,703	55,222	88,640

## WASTE.

	Lb.	Lb.	Lb.	Lb.	Lb.	Lb.	\$	\$	\$	\$	\$
United Kingdom.....	6,500										
United States.....	82,771	195,758	203,715	82,776			525	9,180	9,563	6,147	
Total.....	89,271	195,758	203,715	82,776			7,100	9,180	9,563	6,147	
RECAPITULATION.											
British Empire.....	6,500						525				
Foreign Countries.....	82,771	195,758	203,715	82,776			6,575	9,180	9,563	6,147	

## OTHER COTTONS.

	\$	\$	\$	\$	\$	\$	\$	\$	\$	\$	\$
United Kingdom.....	23,601	23,596	30,373	12,198	2,038						
British Oceania—											
Australia.....	1,086	6						60,250			1,841
Malta.....		47						574			
Newfoundland.....		100	314	120	230		175	309,515	50	428	
Austria-Hungary.....							71,185		166,572	139,677	137,930
Belgium.....									111		
France.....	237	75		4,676							
Germany.....	357	61,190									
Italy.....											
Japan.....											
Total.....			1,384				97,241	455,453	198,804	157,099	143,794
RECAPITULATION.											
British Empire.....							24,687	23,640	30,687	12,318	2,268
Foreign Countries.....							72,554	431,804	168,117	144,781	141,526

No. 21—Exports of Foreign Produce, by Articles and Countries, during Fiscal Years ended March 31, 1914-1918—*Con.*

Exported to—	1914	1915	1916	1917	1918	Exported to—	1914	1915	1916	1917	1918
--------------	------	------	------	------	------	--------------	------	------	------	------	------

TEXTILES—Continued.											
TOTAL COTTON.											
United Kingdom.....	\$ 26,110	\$ 26,337	\$ 32,039	\$ 12,951	\$ 2,157	Japan.....	\$	\$ 89	\$	\$	\$ 1,755
British East Indies—						Mexico.....					1,841
India.....						Russia.....	254	60,250			
British Oceania—						Switzerland.....	175	574	30	428	
Australia.....	1,086				1,542	United States.....	84,787	328,035	186,838	177,767	226,319
Malta.....		6				Alaska.....			111		
Newfoundland.....		114	314	120	897	Total.....	114,496	477,390	232,186	219,224	234,762
Argentina Republic.....	199					RECAPITULATION.					
Austria-Hungary.....	511	100				British Empire.....	27,395	26,937	43,803	13,074	4,508
Belgium.....		100		27,955	251	Foreign Countries.....	87,101	430,433	188,383	206,150	230,166
France.....	417	75									
St. Pierre and Miquelon.....											
Germany.....	957	61,190									
Italy.....			1,384								

FELT MANUFACTURES.											
United Kingdom.....	\$	\$ 700	\$ 214	\$	\$	United Kingdom.....	\$	\$	\$	\$	\$
Bermuda.....		30				British Empire.....	810	890	214		71
Newfoundland.....		160		71		Foreign Countries.....	796	1,455	3,101	9,006	3,098
Belgium.....	810					RECAPITULATION.					
Germany.....	210					British Empire.....					
United States.....	198					Foreign Countries.....					
	388										
Total.....	1,606	2,345	3,315	9,006	3,169						

FLAX, HEMP AND JUTE.											
HEMP.											
United Kingdom.....	Cwt.	Cwt.	Cwt.	Cwt.	Cwt.	United Kingdom.....	Cwt.	Cwt.	Cwt.	Cwt.	Cwt.
United States.....						United States.....					
						Total.....					
Total.....						RECAPITULATION.					
						British Empire.....					
						Foreign Countries.....					



No. 21—Exports of Foreign Produce, by Articles and Countries, during Fiscal Years ended March 31, 1914-1918—*Con.*

Exported to—	1914	1915	1916	1917	1918	Exported to—	1914	1915	1916	1917	1918
--------------	------	------	------	------	------	--------------	------	------	------	------	------

TEXTILES—Concluded.											
WOOL.											
WOOLENS.											

	\$	\$	\$	\$	\$		\$	\$	\$	\$	\$
United Kingdom.....	46,859	34,535	13,758	25,377	6,298	Turkey.....		1,982			
British Oceania—						United States.....	8,865	22,775	23,199	53,197	82,080
New Zealand.....	50	503	81	356	447	Alaska.....	92	246			
Newfoundland.....		1,522				Total.....	63,539	86,949	37,038	79,099	89,458
Austria-Hungary.....		440									
Belgium.....	1,312					RECAPITULATION.					
France.....	4,818	4,003		139	33	British Empire.....	46,909	56,560	13,839	25,763	6,745
St. Pierre and Miquelon.....		943				Foreign Countries.....	16,630	30,389	23,199	53,336	82,713
Germany.....	1,391										
Switzerland.....	152										
Total.....	36,845	137,188	20,627	86,557	590,531						
RECAPITULATION.											
United Kingdom.....	Lb.	Lb.	Lb.	Lb.	Lb.	United Kingdom.....	\$	\$	\$	\$	\$
Newfoundland.....		12,348		8,267	4,453	Newfoundland.....		1,852		4,372	3,029
United States.....	36,845	124,840	20,627	78,260	586,078	United States.....	9,753	36,452	8,805	36,648	283,560
Total.....	36,845	137,188	20,627	86,557	590,531	Total.....	9,753	38,304	8,805	41,020	286,589
RECAPITULATION.						RECAPITULATION.					
British Empire.....		12,348		8,267	4,453	British Empire.....		1,852		4,372	3,029
Foreign Countries.....	36,845	124,840	20,627	78,260	586,078	Foreign Countries.....	9,753	36,452	8,805	36,648	283,560

TOTAL WOOL.											
United Kingdom.....	\$	\$	\$	\$	\$	Turkey.....	\$	\$	\$	\$	\$
British Oceania—						United States.....		1,982			
New Zealand.....	46,859	56,387	13,758	29,749	6,298	Alaska.....		59,227	32,094	89,845	366,240
Newfoundland.....	50	503	81	356	3,476	Total.....	73,292	125,253	45,933	120,119	376,047
Austria-Hungary.....		1,522				RECAPITULATION.					
Belgium.....	1,312			139	33	British Empire.....	46,909	58,412	13,839	30,135	9,774
France.....	4,818	4,003				Foreign Countries.....	26,383	66,841	32,094	89,845	366,273
St. Pierre and Miquelon.....		943									
Germany.....	1,391										
Switzerland.....	152										
Total.....	46,859	56,387	13,758	29,749	6,298						
RECAPITULATION.											
United Kingdom.....	Lb.	Lb.	Lb.	Lb.	Lb.						
Newfoundland.....		12,348		8,267	4,453						
United States.....	36,845	124,840	20,627	78,260	586,078						
Total.....	36,845	137,188	20,627	86,557	590,531						
RECAPITULATION.											
British Empire.....		12,348		8,267	4,453						
Foreign Countries.....	36,845	124,840	20,627	78,260	586,078						



## SESSIONAL PAPER No. 106

## RECAPITULATION—TEXTILES.

United Kingdom.....	\$ 103,271	\$ 110,915	\$ 61,935	\$ 50,016	\$ 8,877	Germany.....	\$ 2,643	\$ 62,333	\$	\$
Bermuda.....		30		15		Italy.....		771	1,384	13,512
British Africa, South.....						Japan.....	1,089	1,517	1,881	1,841
British East Indies—						Mexico.....				
India.....			11,400			Russia.....	254	60,250		485
British Oceania—						Switzerland.....	2,233	1,940	1,000	428
Australia.....	1,118	503			1,542	Turkey.....	145,122	1,982	347,906	910,042
New Zealand.....		43				United States.....	446,176	8,329	11,539	13,881
British West Indies.....		235				Alaska.....	1,501			
Hong Kong.....		6				Total.....	279,078	703,134	371,012	987,493
Malta.....										
Newfoundland.....	3,490	4,250	3,749	6,181	7,267	RECAPITULATION.				
Argentine Republic.....	511	4,063				British Empire.....	107,879	115,982	77,084	17,086
Austria-Hungary.....	223	540				Foreign Countries.....	171,199	587,152	203,928	969,807
Belgium.....	4,921	100	45	1,032						
China.....		81								
Cuba.....	9,660	6,908	678	28,094	18,499					
France.....	33				567					
St. Pierre and Miquelon.....										

## TOBACCO

## UNMANUFACTURED

## LEAF, RAW.

United Kingdom.....	Lb. 1,404	Lb. 139,857	Lb. 277,831	Lb. 215,300	Lb. 185,651	United Kingdom.....	\$ 400	\$ 3,502	\$ 167	\$ 1,719
British West Indies.....						British West Indies.....			167	
Brazil.....						Brazil.....			153	
Cuba.....	11,849		3,919			Cuba.....	14,840	1,753		
Germany.....	1,050					Germany.....	740			
Netherlands.....	12,593		119,366	1,738		Netherlands.....	11,883	37,834	2,331	
United States.....	38,781	128,008	149,235	212,932	181,675	United States.....	23,070	77,850	127,174	187,736
Total.....	53,888	139,857	277,831	215,300	185,651	Total.....	36,003	99,734	129,825	189,455
RECAPITULATION.						RECAPITULATION.				
British Empire.....	1,404		5,311	57	3,976	British Empire.....	400	3,562	167	1,719
Foreign Countries.....	52,424	139,857	272,520	215,043	181,675	Foreign Countries.....	35,603	96,172	129,658	187,736

No. 21—Exports of Foreign Produce, by Articles and Countries, during Fiscal Years ended March 31, 1914-1918—*Con.*

Exported to—	1914	1915	1916	1917	1918	Exported to—	1914	1915	1916	1917	1918
<b>TOBACCO—Concluded.</b> <b>MANUFACTURED.</b> <b>CIGARETTES.</b>											
United Kingdom.....	M. 10	M. 1	M. 85	M. 75	M. ....	United Kingdom.....	\$ 46	\$ 5	\$ 745	\$ 150	\$ .....
Bermuda.....	5	10	466	601	10	Bermuda.....	27	56	1,697	1,621	47
British Oceania—						British Oceania—					
Australia.....					4	Australia.....			1,274		24
British West Indies.....			254			British West Indies.....			32,237		
Hong Kong.....	38		8,045			Hong Kong.....	278		26		
Newfoundland.....			5			Newfoundland.....	12	36			24
Chile.....	6	4			4	Chile.....			235		
China.....				70		China.....				17	
Peru.....				4		Peru.....				257	
Russia.....				56		Russia.....		1,138		24	
United States.....		207		6		United States.....					
Total.....	59	222	8,855	812	18	Total.....	363	1,235	35,979	2,294	95
RECAPITULATION.						RECAPITULATION.					
British Empire.....	53	11	8,855	676	14	British Empire.....	351	61	35,979	1,771	71
Foreign Countries.....	6	211		136	4	Foreign Countries.....	12	1,174		523	24
CIGARS.											
United Kingdom.....	M. ....	M. ....	M. ....	M. ....	M. ....	United Kingdom.....	\$ .....	\$ .....	\$ .....	\$ .....	\$ .....
Bermuda.....						Bermuda.....			250		
British Oceania—						British Oceania—					7
Australia.....					1	Australia.....			280		
British West Indies.....			3			British West Indies.....					28
Chile.....					1	Chile.....	9		30		
Cuba.....			1			Cuba.....				36	
Peru.....				1		Peru.....				44	
Russia.....				1		Russia.....		25	2,382	43	
United States.....		1	54	1		United States.....					
Total.....		2	63	3	2	Total.....	9	43	2,942	123	35
RECAPITULATION.						RECAPITULATION.					
British Empire.....		1	8		1	British Empire.....		18	530		7
Foreign Countries.....		1	55	3	1	Foreign Countries.....	9	25	2,412	123	28
STEMS AND CUTTINGS.											
United Kingdom.....	Lb. ....	Lb. ....	Lb. ....	Lb. ....	Lb. ....	United Kingdom.....	\$ 555	\$ .....	\$ .....	\$ .....	\$ .....
Belgium.....	7,726					Belgium.....	4,145				
Denmark.....	43,251					Denmark.....			1,076	221	
Germany.....	15,072		14,243	2,209		Germany.....	1,483				
Netherlands.....	64,400		27,728	44,038		Netherlands.....	4,043		2,795	5,203	

## SESSIONAL PAPER No. 10b

Spain.....	3,121	17,809	Spain.....	328	1,398	1,596
United States.....	2,865	55,425	United States.....	220	1,398	1,596
Total.....	144,081	102,572	Total.....	548	8,894	1,596
RECAPITULATION:			RECAPITULATION:			
British Empire.....	7,726		British Empire.....	555		
Foreign Countries.....	130,955	102,572	Foreign Countries.....	12,272	8,894	1,596

## OTHER TOBACCO, N.O.P.

United Kingdom.....	Lb.	Lb.	Lb.	\$	\$	\$
Bermuda.....	598			173	4,712	2,832
British Africa, South.....	147			30		
British West Indies.....		44				16
British Oceania—		601				398
Australia.....			70			84
Fiji.....				128		16
Newfoundland.....	372		1,847		389	90
Chile.....		240				791
Cuba.....	250		30			30
France.....		990		224		594
St. Pierre and Miquelon.....					125	
Peru.....	450					10
Russia.....		281				903
United States.....	8,383	10,200	5,827	4,967	5,536	4,092
Alaska.....	16	235	60	10		133
Total.....	9,766	11,700	7,854	5,532	10,762	5,988
RECAPITULATION:						
British Empire.....	1,117	945	1,917	331	5,101	875
Foreign Countries.....	8,640	10,755	5,937	5,201	5,661	5,113

## RECAPITULATION—TOBACCO.

United Kingdom.....	\$	\$	\$	\$	\$	\$
Bermuda.....	1,174	4,735	1,719	2,223		
British Africa, South.....	57	56	47	15,926		
British Oceania—						
Australia.....						7,534
Fiji.....			115			72
British West Indies.....						504
Hong Kong.....	278	1,554				
Newfoundland.....	128	389				
Belgium.....	4,145	116				
Brazil.....			791			
Chile.....	21	36				
China.....			153			
Cuba.....	224	14,840	82			
Denmark.....						
France—						
St. Pierre and Miquelon.....		125				
Total.....				54,824	105,278	146,083
RECAPITULATION:						
British Empire.....				1,637	5,180	2,438
Foreign Countries.....				53,187	100,098	143,645

No. 21--Exports of Foreign Produce, by Articles and Countries, during Fiscal Years ended March 31, 1914-1918--*Con.*

Exported to—	1914	1915	1916	1917	1918	Exported to—	1914	1915	1916	1917	1918
United Kingdom.....	\$ 304	\$ 199	\$	\$	\$	RECAPITULATION. British Empire..... Foreign Countries.....					
Newfoundland.....	124	60									
Germany.....	175	80		25							
United States.....	1,341	1,460	901	568	960		428	259	25		
Total.....	1,944	1,799	926	568	960		1,516	1,540	901	568	960

## TRUNKS AND VALISES.

## VEHICLES AND VESSELS.

VEHICLES.  
AEROPLANES AND PARTS OF.

United Kingdom.....	\$	\$	\$	\$	\$	RECAPITULATION. British Empire..... Foreign Countries.....					
United States.....											
Total.....											

## AUTOMOBILES.

United Kingdom.....	No. 16	No. 22	No. 9	No. 236	No. 64	RECAPITULATION. British Empire..... Foreign Countries.....					
British Africa, South.....				5	1						
British Oceania— New Zealand.....			3	17	3						
Newfoundland.....		1			1						
France.....	3	8									
United States.....	302	310	196	305	313	RECAPITULATION. British Empire..... Foreign Countries.....					
Hawaii.....	4		2	2							
Total.....	385	341	210	565	382						

## AUTOMOBILE PARTS.

United Kingdom.....	\$ 6,050	\$ 9,999	\$ 13,080	\$ 50,519	\$ 36,615	RECAPITULATION. British Empire..... Foreign Countries.....					
British Africa, South.....			12								
British Oceania— Australia.....	3,256	3,829	812	166	1,971						
New Zealand.....	477	300	100								
British West Indies.....											
Newfoundland.....	18	41			48	RECAPITULATION. British Empire..... Foreign Countries.....					
France.....					97						
Germany.....		111									
Total.....											



## BICYCLES.

No.	No. 10	No. 5	No. 31	No. 2	No.
United Kingdom.....					
British Oceania—					
Australia.....	1		1		
British West Indies .....					
Newfoundland .....	92	2	69	44	47
United States .....		118			
Total .....	103	125	101	46	47
RECAPITULATION.					
British Empire .....	11	7	32	2	
Foreign Countries.....	92	118	69	44	47

## BICYCLE PARTS.

[illegible]

## CARRIAGES.

	No.	No.	No.	No.	No.	No.	\$	\$	\$	\$	\$
United Kingdom.....	30	12	2	4	2	United Kingdom.....	3,909	1,656	70	285	200
United States.....	30	12	2	4	2	United States.....	3,909	1,656	70	285	200
Total.....	30	12	2	4	2	Total.....	3,909	1,656	70	285	200
RECAPITULATION.											
British Empire.....	30	12	2	4	2	British Empire.....	3,909	1,656	70	285	200
Foreign Countries.....	30	12	2	4	2	Foreign Countries.....	3,909	1,656	70	285	200

CARRIAGE PARTS.

[illegible]



## SESSIONAL PAPER No. 10b

## TOTAL VEHICLES.

	\$	\$	\$	\$	\$	\$	\$	\$	\$	\$	\$
United Kingdom.....	52,148	82,440	43,963	642,081	235,735	Mexico.....	9,800	9,800			
Peru.....	381			4,500	774	Russia.....	130,941	130,941			
British Africa, South.....						United States.....	641,362	846,200			
British Oceania —						Alaska.....	15	25			
New Zealand.....	4,456	11,641	5,305	2,369	8,359	Hawaii.....	3,500	2,400			
New Guinea.....	4,477	11,300	10,222	11,336	5,400	Total.....	1,066,953	2,658,175			
British West Indies.....	200	2,919	51	2	9,048	RECAPITULATION.					
Newfoundland.....	91				3,284	British Empire.....	57,753	680,288			
Cuba.....		28,976		1,008,431	4,000	Foreign Countries.....	907,820	1,997,887			
France.....	12,381	20			2,467,120	Total.....	1,009,200	5,945,220			
St. Pierre and Miquelon.....		111				RECAPITULATION.					
Germany.....						British Empire.....	97,300	262,600			
						Foreign Countries.....	907,820	1,997,887			

## VESSELS.

## BOATS, CANOES AND PARIS OF, N.O.P.

	\$	\$	\$	\$	\$	\$	\$	\$	\$	\$	\$
United Kingdom.....						RECAPITULATION.					
United States.....				446	7,235	British Empire.....					
Total.....				446	7,235	Foreign Countries.....				446	7,235

## GASOLINE LAUNCHES.

	No.	No.	No.	No.	No.	No.	\$	\$	\$	\$	\$
United Kingdom.....	4					United Kingdom.....	744				
United States.....	11	10	3	4	5	United States.....	8,114	15,950	5,000	5,300	
Alaska.....			1			Alaska.....		800			
Total.....	15	10	4	4	5	Total.....	8,858	16,750	5,000	5,300	
RECAPITULATION.						RECAPITULATION.					
British Empire.....	4					British Empire.....	744				
Foreign Countries.....	11	10	4	4	5	Foreign Countries.....	8,114	16,750	5,000	5,300	

## SHIPS SOLD TO OTHER COUNTRIES.

	No.	No.	No.	No.	No.	No.	\$	\$	\$	\$	\$
United Kingdom.....						United Kingdom.....					
France.....					1	France.....					980,000
Japan.....					6	Japan.....					1,381,972
Netherlands.....	1	1				Netherlands.....	45,000	16,000			
Peru.....					1	Peru.....					46,000
United States.....	6	1			12	United States.....	452,350	600,000			1,984,212
Alaska.....					1	Alaska.....					8,000
Total.....	7	2			21	Total.....	497,350	616,000			4,360,004
RECAPITULATION.						RECAPITULATION.					
British Empire.....	7				1	British Empire.....	497,350	616,000			980,000
Foreign Countries.....		2			20	Foreign Countries.....					3,400,004

No. 21--Exports of Foreign Produce, by Articles and Countries, during Fiscal Years ended March 31, 1914-1918--*Con.*

Exported to--	1914	1915	1916	1917	1918	Exported to--	1914	1915	1916	1917	1918
---------------	------	------	------	------	------	---------------	------	------	------	------	------

## VEHICLES AND VESSELS--Concluded.

## TOTAL VESSELS.

	\$	\$	\$	\$	\$	\$	\$	\$	\$	\$	\$
United Kingdom.....	744										
France.....											
Japan.....											
British Africa, South.....											
British Oceania--											
Australia.....	45,000										900,000
New Zealand.....											
British West Indies.....											
Newfoundland.....	460,464	607,543	15,950	5,446	1,976,747	744	505,464	623,543	16,750	5,416	3,412,559
Alaska.....		800									
Total.....	506,208	623,543	16,750	5,446	4,372,539						

## RECAPITULATION--VEHICLES AND VESSELS.

	\$	\$	\$	\$	\$	\$	\$	\$	\$	\$	\$
United Kingdom.....	52,802	82,140	43,963	642,081*	1,195,735						
Bermuda.....	381				774						
British Africa, South.....											
British Oceania--											
Australia.....	4,456	11,641	5,305	2,309	8,359						
New Zealand.....	477	300	10,222	11,336	5,400						
British West Indies.....	200				9,048						
Newfoundland.....	91	2,919	51	2	3,284						
Cuba.....					4,000						
France.....	12,381	28,976		1,008,431	3,818,912						
St. Pierre and Miquelon.....		20									
Germany.....		111									
Japan.....		16,000									
Total.....											
RECAPITULATION.											
British Empire.....											
Foreign Countries.....											

## WASTE--RAGS, ETC.

	Cwt.	Cwt.	Cwt.	Cwt.	Cwt.	Cwt.	Cwt.	Cwt.	Cwt.	Cwt.	Cwt.
United Kingdom.....											
Newfoundland.....											
United States.....	1,292	240	196	577	0						
Total.....	1,292	240	196	583							
RECAPITULATION.											
British Empire.....											
Foreign Countries.....	1,292	240	196	577	6						



SESSIONAL PAPER No. 10b

**WOOD.**  
**UNMANUFACTURED**  
**Logs—ELM.**

	\$	\$	\$	\$	\$	\$	RECAPITULATION.	\$	\$	\$	\$	\$
United Kingdom.....					195	2,027	British Empire.					
Total.....					195	2,027	Foreign Countries.			105	2,027	

**Logs—SPRUCE AND HEMLOCK.**

	\$	\$	\$	\$	\$	\$	RECAPITULATION.	\$	\$	\$	\$	\$
United Kingdom.....							British Empire.					
United States.....						174	Foreign Countries.....					174
Total.....						174						

**Logs—Other.**

	\$	\$	\$	\$	\$	\$	RECAPITULATION.	\$	\$	\$	\$	\$
United Kingdom.....							British Empire.					
British Oceania—						1,219	Foreign Countries.....					1,219
Australia.....						29						103
Newfoundland.....						50						103
United States.....						50						103
Total.....						1,322						103

**LUMBER—BASSWOOD.**

	M. ft.	M. ft.	M. ft.	M. ft.	M. ft.	M. ft.	RECAPITULATION.	\$	\$	\$	\$	\$
United Kingdom.....							United Kingdom.					
United States.....						14	United States.....					664
Total.....						14	Total.....					664
RECAPITULATION.												
British Empire.....							British Empire.					
Foreign Countries.....						14	Foreign Countries.....					664

**LUMBER—DEALS, PINE.**

	St. hd.	St. hd.	St. hd.	St. hd.	St. hd.	St. hd.	RECAPITULATION.	\$	\$	\$	\$	\$
United Kingdom.....							United Kingdom.....					13,368
Total.....						128	Total.....					13,368
RECAPITULATION.												
British Empire.....							British Empire.					
Foreign Countries.....						128	Foreign Countries.....					13,368

No. 21--Exports of Foreign Produce, by Articles and Countries, during Fiscal Years ended March 31, 1914-1918--*Con.*

Exported to--	1914	1915	1916	1917	1918	Exported to--	1914	1915	1916	1917	1918
WOOD--Continued.											
UNMANUFACTURED--Continued.											
LUMBER--DEALS, SPRUCE AND OTHER.											
United Kingdom.....	St. hd.	St. hd.	St. hd.	St. hd.	St. hd.	United Kingdom.....	\$	\$	\$	\$	\$
Total.....	177	26	177	177	2,030	Total.....			2,030	14,589	
RECAPITULATION.											
British Empire.....						British Empire.....					
Foreign Countries.....						Foreign Countries.....			2,030	14,589	
LUMBER--HICKORY.											
United Kingdom.....	M. ft.	M. ft.	M. ft.	M. ft.	M. ft.	United Kingdom.....	\$	\$	\$	\$	\$
United States.....						United States.....			887		
Total.....						Total.....			887		
RECAPITULATION.											
British Empire.....						British Empire.....					
Foreign Countries.....						Foreign Countries.....			887		
LUMBER--PLANKS AND BOARDS.											
United Kingdom.....	M. ft.	M. ft.	M. ft.	M. ft.	M. ft.	United Kingdom.....	\$	\$	\$	\$	\$
British East Indies--						British East Indies--					
India.....	6	1	2	1	8	India.....			200	165	
Newfoundland.....						Newfoundland.....			73	48	
France.....						France.....					
St. Pierre and Miquelon.....	424	182	182	97	305	St. Pierre and Miquelon.....				16	
United States.....	219	23				United States.....			16,933	5,852	
Alaska.....						Alaska.....			644		
Total.....	232	454	184	99	327	Total.....			17,850	5,916	
RECAPITULATION.											
British Empire.....	13	7	2	1	22	British Empire.....				48	
Foreign Countries.....	219	447	182	98	305	Foreign Countries.....			17,577	5,868	

SESSIONAL PAPER No. 106

## LUMBER—SHINGLES.

	M.	M.	M.	M.	M.		\$	\$	\$	\$	\$
United Kingdom.....						United Kingdom.....					\$
United States.....					6,590	United States.....					20,305
Total.....					6,590	Total.....					20,305
RECAPITULATION.						RECAPITULATION.					
British Empire.....					6,590	British Empire.....					
Foreign Countries.....						Foreign Countries.....					20,305

## LUMBER—SHOOKS.

	\$	\$	\$	\$	\$		\$	\$	\$	\$	\$
United Kingdom.....	125				50	RECAPITULATION.					\$
British East Indies—						British Empire.....				50	
Straits Settlements.....	1,089				2,300	Foreign Countries.....	1,224			2,300	66
United States.....				1,253					1,253		
Total.....	1,224			1,253	2,350						

## LUMBER—STAVES AND HEADINGS.

	\$	\$	\$	\$	\$		\$	\$	\$	\$	\$
United Kingdom.....					252	RECAPITULATION.					\$
United States.....	669				963	British Empire.....				252	
Total.....	669			553	1,215	Foreign Countries.....	669			963	

## OTHER LUMBER.

	\$	\$	\$	\$	\$		\$	\$	\$	\$	\$
United Kingdom.....						RECAPITULATION.					\$
British Oceania—					13	British Empire.....				13	
Newfoundland.....						Foreign Countries.....				181	19
France—											
St. Pierre and Miquelon.....	18										
United States.....	3,010				181						
Total.....	3,028			5	194						

No. 21--Exports of Foreign Produce, by Articles and Countries, during Fiscal Years ended March 31, 1914-1918--*Con.*

Exported to—	1914	1915	1916	1917	1918	Exported to—	1914	1915	1916	1917	1918
<b>WOOD—Continued.</b>											
<b>UNMANUFACTURED—Continued.</b>											
<b>MASTS AND SPARS.</b>											
United Kingdom.....	No.	No.	No.	No.	No.	United Kingdom.....	\$	\$	\$	\$	\$
Newfoundland.....	1	2				Newfoundland.....		190	309	290	993
France—						France—					
St. Pierre and Miquelon.....	2					St. Pierre and Miquelon.....		193			
United States.....	12					United States.....		300			
Total.....	15	2				Total.....		683	309	290	993
<b>RECAPITULATION.</b>											
British Empire.....	1	2				British Empire.....		190	309	290	993
Foreign Countries.....	14					Foreign Countries.....		493			
<b>PILING.</b>											
United Kingdom.....	\$	\$	\$	\$	\$	RECAPITULATION.	\$	\$	\$	\$	\$
United States.....			338	101	154	British Empire.....					154
Total.....			338	101	154	Foreign Countries.....			338	101	
<b>POLES—HOR, HOOF, TELEGRAPH AND OTHER.</b>											
United Kingdom.....	\$	\$	\$	\$	\$	RECAPITULATION.	\$	\$	\$	\$	\$
Newfoundland.....					222	British Empire.....					222
United States.....	84	404				Foreign Countries.....	84	404			
Total.....	84	404			222						
<b>POSTS, SLEEPERS AND RAILROAD TIES.</b>											
United Kingdom.....	\$	\$	\$	\$	\$	RECAPITULATION.	\$	\$	\$	\$	\$
United States.....	21,369	77	752	997	206	British Empire.....					
Total.....	21,369	77	752	997	206	Foreign Countries.....	21,369	77	752	997	206



[illegible]

TIMBER, SQUARE—ELM.

[illegible]

TIMBER, SQUARE—OAK.

[illegible]

TIMBER, SQUARE—RED PINE.

[illegible]

TIMBER, SQUARE—WHITE PINE.

	\$	\$	\$	\$	\$	\$	\$	\$	\$
United Kingdom.....	107,408	151,004	191,645	53,897	RECAPITULATION. British Empire..... Foreign Countries.....				
Newfoundland.....				193					
France.....	2,995								
Total.....	110,403	151,004	191,645	54,090	107,408	151,004	191,645	54,090	
					2,995				

TIMBER, SQUARE—ALL OTHER, N.O.P.

[illegible]

No. 21--Exports of Foreign Produce, by Articles and Countries, during Fiscal Years ended March 31, 1914-1918--*Con.*

Exported to--	1914	1915	1916	1917	1918	1913	Exported to--	1914	1915	1916	1917	1918
<b>WOOD--Continued.</b>												
<b>UNMANUFACTURED--Concluded.</b>												
<b>ALL OTHER ARTICLES OF FOREST PRODUCE.</b>												
United Kingdom.....	\$	\$	\$	\$	\$	\$	RECAPITULATION.	\$	\$	\$	\$	\$
United States.....	17	2	2	617	617	17	British Empire.....					
Total.....	17	2	2	617	617	17	Foreign Countries.....					617
<b>TOTAL UNMANUFACTURED WOOD.</b>												
United Kingdom.....	\$	\$	\$	\$	\$	\$	United States.....	\$	\$	\$	\$	\$
British East Indies--	550,858	458,465	414,988	458,046	19,368	19,368	Alaska.....	34,035	22,833	9,545	8,836	37,775
India.....							Total.....	593,950	482,611	425,007	487,791	60,645
Straits Settlements.....	1,009	200					RECAPITULATION.					
British Oceania--		276			1,219	1,219	British Empire.....	552,097	458,941	415,462	465,255	22,870
Australia.....				6,090	2,283	2,283	Foreign Countries.....	41,853	23,670	9,545	22,536	37,775
Malta.....	140				16	16						
Newfoundland.....	7,200	193										
France.....	18											
St. Pierre and Miquelon.....												
<b>MANUFACTURED.</b>												
<b>BARRELS, EMPTY.</b>												
United Kingdom.....	No.	No.	No.	No.	No.	No.	United Kingdom.....	\$	\$	\$	\$	\$
British Guiana.....	306	1,233	486	108			British Guiana.....	819	3,056	1,494	75	
British West Indies.....	445	1,520	75	20			British West Indies.....	828	2,242	311	65	
Newfoundland.....	388	259	470	20	20	20	Newfoundland.....	232	50	219	35	
Austria-Hungary.....	25	68					Austria-Hungary.....	19	175			
Belgium.....	21	54					Belgium.....	84				
France.....		46					France.....					
St. Pierre and Miquelon.....	3,585	930	10				St. Pierre and Miquelon.....			12		
Germany.....	20,282	11,385	14,135	2,449	1,704	1,704	Germany.....	4,396	703	10,393	1,949	1,730
United States.....	25,052	15,236	15,435	2,577	1,724	1,724	United States.....	32,987	17,635	10,393	1,949	1,730
Total.....							Total.....	39,365	24,077	12,768	2,089	1,765
<b>RECAPITULATION.</b>												
British Empire.....	1,139	2,753	1,290	128	20	20	British Empire.....	1,879	5,298	2,363	140	35
Foreign Countries.....	23,913	12,483	14,145	2,449	1,704	1,704	Foreign Countries.....	37,486	18,779	10,405	1,949	1,730

## SESSIONAL PAPER No. 10b

## DOORS, SHAKES AND BLINDS.

	\$	\$	\$	\$	\$	\$	RECAPITULATION.	\$	\$	\$	\$	\$
United Kingdom.....							British Empire.....					
British Oceania—							Foreign Countries.....					
New Zealand.....	29	213	239					29	213	239	100	
United States.....											10	
Total.....	29	213	239									

## HOUSEHOLD FURNITURE.

	\$	\$	\$	\$	\$	\$	\$	\$	\$	\$	\$	\$
United Kingdom.....	319	1,569	878				China.....					92
Bermuda.....	536						Cuba.....					28
British Africa, South.....	2,287	392	1,034				France.....					
“ “ “ West.....			12				French Africa.....					4
British East Indies—							Mexico.....					
India.....							Portugal—					
Straits Settlements.....							Azores and Madeira.....					2
Other.....	250	6	54				Portuguese Africa.....					21
British Guiana.....							Spain.....					
British Oceania—							United States.....					6,701
Australia.....	6,263	950	134				Hawaii.....					
New Zealand.....	342	39	454				Total.....	26,701	24,627	18,040	22,281	7,322
British West Indies.....	4						RECAPITULATION.					
Hong Kong.....							British Empire.....	10,171	2,971	3,399	475	529
Malta.....							Foreign Countries.....	16,530	21,656	14,641	21,806	6,793
Newfoundland.....	170	15	765									
Argentine Republic.....			27									

## MATCHES.

	\$	\$	\$	\$	\$	\$	RECAPITULATION.	\$	\$	\$	\$	\$
United Kingdom.....							British Empire.....					
British West Indies.....							Foreign Countries.....					
Newfoundland.....	4	207	5					4	207	5	133	
United States.....												
Total.....	4	207	5									

## MOULDINGS, TRIMMINGS AND OTHER HOUSE-FURNISHINGS.

	\$	\$	\$	\$	\$	\$	RECAPITULATION.	\$	\$	\$	\$	\$
United Kingdom.....	116						British Empire.....					27
France.....	935	1,714	531				Foreign Countries.....					283
United States.....												
Total.....	1,051	1,714	531					1,051	1,714	531	728	

No. 21--Exports of Foreign Produce, by Articles and Countries, during Fiscal Years ended March 31, 1914-1918--*Con.*

Exported to—	1914	1915	1916	1917	1918	Exported to—	1914	1915	1916	1917	1918	
WOOD—Concluded. MANUFACTURED—Continued. PAIS, TUBS, CHURNS AND OTHER HOLLOW WOODENWARE.												
United Kingdom.....	\$ 43	\$ 190				RECAPITULATION. British Empire..... Foreign Countries.....	\$	\$	\$	\$	\$	
British West Indies.....				22								
France.....			27									
St. Pierre and Miquelon.....		398	8	1,812	83		43	190			22	
United States.....	1,360						1,300	398	35	1,812	83	
Total.....	1,343	588	35	1,834	83							
SPOOL-WOOD AND SPOOLS.												
United Kingdom.....	\$ 257	\$	\$ 602	\$ 249		RECAPITULATION. British Empire..... Foreign Countries.....	\$	\$	\$	\$	\$	
Newfoundland.....	35		10									
Germany.....	2,177	3,901	6,879	4,466	2,530		257		612	249		
United States.....							2,212	3,901	6,879	4,466	2,530	
Total.....	2,469	3,901	7,491	4,715	2,530							
WOOD PULP—CHEMICALLY PREPARED.												
United Kingdom.....	Cwt.,	Cwt.,	Cwt.,	Cwt.,	Cwt.,	RECAPITULATION. British Empire..... Foreign Countries.....	\$	\$	\$	\$	\$	
United States.....												
Total.....												
United Kingdom.....					10,212							51,558
United States.....												
Total.....					10,212						51,558	
OTHER MANUFACTURED WOOD.												
United Kingdom.....	\$ 8,441	\$ 11,356	\$ 2,185	\$ 12,046	\$ 930	RECAPITULATION. British Empire..... Foreign Countries.....	\$	\$	\$	\$	\$	
Bermuda.....	39											444
British Africa, South.....	320											
British Guiana.....	68									244,000		
British Oceania—										74,123	20,328	24,181
Australia.....	1,350						57,824	63,574			242	
New Zealand.....	192			1,347						15		



## SESSIONAL PAPER No. 10b

British West Indies.....	100	775	11	10,058	Total.....	70,191	76,556	291,102	33,974	35,022
Newfoundland.....	728				RECAPITULATION.					
Austria-Hungary.....	564				British Empire.....	10,974	12,184	2,960	13,404	10,997
Belgium.....	97				Foreign Countries.....	59,217	64,372	288,142	20,570	24,625
France.....	530									
St. Pierre and Miquelon.....	22	4								
United Kingdom.....	9,879	16,171	12,495	52,524	France.....	\$ 646	\$ 375	\$	\$	\$
Bermuda.....	575	392	153		French Africa.....					
British Africa, South.....	2,607		83		St. Pierre and Miquelon.....	22	43			
British Africa, West.....					Germany.....	5,115	733			
British East Indies—					Japan.....					444
India.....					Mexico.....	155	768			
Straits Settlements.....	250				Netherlands.....					
Other.....	68	6	14		Portugal—					
British Guiana.....					Azores and Madeira.....	2				
British Oceania—					Portuguese Africa.....	2				
Australia.....	7,613	950	1,507		Russia.....	214,000				
New Zealand.....	534	39			Spain.....	91				
British West Indies	832	2,342	793		United States.....	111,631	109,098	106,697	51,099	35,508
Hong Kong.....					Alaska.....				242	
Malta.....			4		Hawaii.....			25		
Newfoundland.....	966	743	34	10,599	Total.....	141,153	131,883	330,211	65,924	99,190
Argentine Republic.....			27		RECAPITULATION.					
Austria-Hungary.....	116	50			British Empire.....	23,324	20,643	9,339	14,583	63,146
Belgium.....	144	216	11	92	Foreign Countries.....	117,829	111,240	320,872	51,341	30,044
China.....										
Cuba.....			28							

## TOTAL MANUFACTURED WOOD.

## RECAPITULATION—WOOD.

United Kingdom.....	\$ 560,737	\$ 474,636	\$ 420,147	\$ 470,541	\$ 71,892	\$ 7,846	\$ 375	\$	\$ 12,684	\$
Bermuda.....	575			153			193	43	16	
British Africa, South.....	2,807	392	1,034	83		40	733			444
British Africa, West.....			12			5,115				
British East Indies—						155				
India.....		200					768			
Straits Settlements.....	1,099									
Other.....	250	6	365	14						
British Guiana.....	68									
British Oceania—										
Australia.....	7,613	950	134	1,507	1,219			2	2	
New Zealand.....	534	39	64	1,007				214,000		
British West Indies.....	832	2,342	793	1,297		146,266	131,931	116,239	60,935	73,283
Hong Kong.....							644	15	242	
Malta.....			4	6,090	53			25		
Newfoundland.....	1,106	1,019	2,248	1,153	12,852					
Argentine Republic.....			27			735,103	614,494	755,218	553,715	159,835
Austria-Hungary.....	116	50								
Belgium.....	144	216	11	92						
China.....										
Cuba.....			28							
RECAPITULATION.										
British Empire.....						575,421	479,584	424,801	479,838	86,016
Foreign Countries.....						159,682	134,910	330,417	73,877	73,819

No. 21—Exports of Foreign Produce, by Articles and Countries, during Fiscal Years ended March 31, 1914-1918—*Con.*

Exported to—	1914	1915	1916	1917	1918	Exported to—	1914	1915	1916	1917	1918
ALL OTHER ARTICLES EXPORTED—AGRICULTURAL PRODUCTS.											
United Kingdom.....	\$	\$	\$	\$	\$	RECAPITULATION. British Empire..... Foreign Countries.....	\$	\$	\$	\$	\$
British West Indies.....	6	39		47							
Newfoundland.....	29	5,284	5,422	2,161	3,798						
United States.....	11,475	5,284	5,422	55			35	39			47
Alaska.....							11,475	5,284	5,422	2,216	3,798
Total.....	11,510	5,323	5,422	2,263	3,798						
ALL OTHER ARTICLES EXPORTED—ANIMAL PRODUCE.											
United Kingdom.....	\$	\$	\$	\$	\$	RECAPITULATION. British Empire..... Foreign Countries.....	\$	\$	\$	\$	\$
British Oceania—											
Australia.....	5	39		399							
Newfoundland.....	50		660								
Austria-Hungary.....	5										
Belgium.....	769	730									
China.....											
France.....	1,087	794	600								
St. Pierre and Miquelon.....		794									
Germany.....	1,044	5,608									
Total.....											
ALL OTHER ARTICLES EXPORTED—MANUFACTURED.											
United Kingdom.....	\$	\$	\$	\$	\$	RECAPITULATION. British Empire..... Foreign Countries.....	\$	\$	\$	\$	\$
Bermuda.....	62,669	87,956	45,157	10,731	1,075						
British Africa, East.....	7	75		3							
British Africa, South.....	25		500	4							
British East Indies—											
India.....	65										
Straits Settlements.....											
British Honduras.....	60	101	132								
British Oceania—											
Australia.....	6,337	2,200		1,204	182						
Fiji.....	100										
New Zealand.....	341		1,414								
British West Indies.....	3,314	35		89							
Hong Kong.....	3	24	634								
Newfoundland.....	4,985	3,659	1,666	2,297	1,546						
Total.....											



No. 21—Exports of Foreign Produce, by Articles and Countries, during Fiscal Years ended March 31, 1914-1918—*Con.*

Exported to—	1914	1915	1916	1917	1918	Exported to—	1914	1915	1916	1917	1918
COIN AND BULLION—Concluded.											
SILVER COIN.											
United Kingdom.....	\$ 300	\$ 1,100	\$	\$	\$	RECAPITULATION. British Empire..... Foreign Countries.....	\$	\$	\$	\$	\$
Newfoundland.....	5,075	2,872	4,006	2,900	.....		.....	.....	.....	.....	.....
France.....	.....	.....	1,235,103	1,345,493	.....		5,375	3,972	4,006	2,900	.....
United States.....	1,320,405	1,117,955	1,235,103	1,345,493	.....		1,320,506	1,117,955	1,239,903	1,346,303	.....
Alaska.....	101	.....	4,800	.....	.....		.....	.....	.....	.....	.....
Total.....	1,325,881	1,121,927	1,243,909	1,340,203	.....						
COPPER COIN.											
United Kingdom.....	\$	\$	\$	\$	\$	RECAPITULATION. British Empire..... Foreign Countries.....	\$	\$	\$	\$	\$
United States.....	12,472	8,901	10,127	7,506	.....		.....	.....	.....	.....	.....
Total.....	12,472	8,901	10,127	7,506	.....		12,472	8,901	10,127	7,506	.....
RECAPITULATION—COIN AND BULLION.											
United Kingdom.....	\$ 420	\$ 1,100	\$	\$	\$	RECAPITULATION. British Empire..... Foreign Countries.....	\$	\$	\$	\$	\$
Hong Kong.....	.....	.....	3,500	109,996	.....		.....	.....	.....	.....	.....
Newfoundland.....	29,405	288,713	4,114	17,500	.....		.....	.....	7,614	127,466	.....
France.....	.....	.....	103,555,703	196,291,765	.....		29,825	289,813	103,504,503	196,333,465	.....
United States.....	23,510,059	29,065,888	103,555,703	196,291,765	.....		23,529,660	29,075,888	.....	.....	.....
Alaska.....	19,601	10,000	8,800	40,890	.....						
Total.....	23,559,485	29,365,701	103,572,117	196,460,961	.....						

Note.—For Total Exports of Foreign Produce by Countries, see page 34



# INDEX

## TO STATEMENTS Nos. 19, 20 AND 21.

(For Order of Classification see Statement No. 18, page 54.)

Articles.	Imports.	Exports.		Articles	Imports.	Exports.	
		Canadian.	Foreign.			Canadian.	Foreign.
A	Page	Page	Page	A	Page	Page	Page
Absinthe. . . . .	139			Ammonia, aromatic spirits of. . . . .	143		
Abrasives. . . . .	110			"    nitrate of. . . . .	192		
Abrasives, artificial, in bulk. . . . .	110			"    perchlorate of. . . . .	197		
Abrasives—Recapitulation. . . . .	111			"    sulphate of. . . . .	192		
Acetate of lead. . . . .	486			Ammunition. . . . .	239	726	928
Acetate of lime. . . . .		719	924	Amyl. . . . .	139		
Acetic acid. . . . .	188			Amyl acetate. . . . .	193		
Acids. . . . .	188	719	925	Anatomical preparations. . . . .	111		
Aconite root. . . . .	218			Anchors. . . . .	426		
Adding machines. . . . .	444			Anchovies. . . . .	276		
Adhesive felt. . . . .	571			Angles, iron. . . . .	426		
Admiralty charts. . . . .	157			Angostura. . . . .	141		
Advertising pamphlets of all kinds. . . . .	134			Aniline and manufactures of. . . . .	193		
Adzes. . . . .	474			"    dyes. . . . .	193		
Aerated and mineral waters. . . . .	139	697	913	"    oil, crude. . . . .	193		
African teak. . . . .	685			"    salt. . . . .	194		
Agricultural implements. . . . .	418	815	980	Animals, living. . . . .	112	690	908
"    "    parts of. . . . .	425	822	983	"    "    Recapitulation. . . . .	117	693	910
"    products, n.e.s. . . . .		902	1026	Animal manures. . . . .	247		
Air compressors. . . . .	449			Animals, products of, n.e.s. . . . .		903	1026
Alabaster, ornaments of. . . . .	239			Anise seed. . . . .	532		
Albumen, blood. . . . .	191			Anise-star. . . . .	532		
Albumenized paper. . . . .	163			Annatto and annatto seed. . . . .	533		
Album insides of paper. . . . .	162			Annatto, liquid or solid. . . . .	194		
Alcohol and alcoholic liquors, all				Anodes, nickel. . . . .	403		
kinds. . . . .	139	698	913	Anodynes. . . . .	225		
Alcohol, wood. . . . .	143	700	915	Antimony. . . . .	194		
Ale, ginger. . . . .	136			"    salts. . . . .	195		
Ale, porter, lager and other beer in				Anthracite coal. . . . .	184		
bottles. . . . .	131	696	912	Antimony ore. . . . .		841	
Ale, porter, lager and other beer in				Antimony salts for dyeing. . . . .	195		
casks. . . . .	135			Antiseptic surgical dressing. . . . .	226		
Alizarine. . . . .	193			Anvils. . . . .	427		
Alkanet, crude. . . . .	218			Apparatus, electric. . . . .	235	726	927
Aligator leather. . . . .	355			Apparatus, philosophical and scien			
Almanacs. . . . .	154			tific. . . . .	505	851	997
Almonds. . . . .	304			Apparel of subjects dying abroad. . . . .	127		
Alum. . . . .	192			Apparel. . . . .	118	693	910
"    cake. . . . .	192			"    cotton. . . . .	556		
Alumina. . . . .	492			"    linen. . . . .	572		
Alumina, sulphate of. . . . .	192			"    silk. . . . .	550		
Aluminium. . . . .	402	808	979	"    woollen. . . . .	605		
"    acetate of. . . . .	217			Apple trees. . . . .	521		
"    manufactures of. . . . .	403	809	979	Apples, dried. . . . .	292	761	946
Amaranth. . . . .	635			"    green. . . . .	296	762	947
Amber. . . . .	239			Apricots. . . . .	500		
"    gum. . . . .	205			Archill, extract of. . . . .	213		
Amber, ornaments of. . . . .	239			Arms, fire. . . . .	440		
Ambergris. . . . .	275			Army, articles for. . . . .	129		
Ammoniac, sal. . . . .	218			Arrack or palm spirit. . . . .	146		



## SESSIONAL PAPER No. 10b

Articles.	Imports.	Exports.		Articles.	Imports.	Exports.	
		Canadian.	Foreign.			Canadian.	Foreign.
B	Page	Page	Page	B	Page	Page	Page
Bichromate of soda.....	220	.....	.....	Bone ash ..	246	.....	.....
Bicycles.....	623	875	1013	" black.....	511	.....	.....
Bicycles, parts of .....	624	876	1013	" dust.....	246	.....	.....
Billets, hickory.....	635	.....	.....	" pitch.....	133	.....	.....
" iron.....	429	.....	.....	Bones, crude .....	153	705	918
" steel.....	430	.....	.....	Bonnets.....	122	.....	.....
Billiard tables.....	151	.....	.....	Books, Ink, Paper, Stationery .....	153	705	918
Bills, advertising.....	160	.....	.....	" " " " Re-	.....	.....	.....
" of exchange, forms of.....	155	.....	.....	capitulation.....	172	712	921
Benarsenate of sodium.....	219	.....	.....	Books, pamphlets, maps, etc.....	153	705	918
Binders.....	419	817	981	" prayer.....	155	.....	.....
Binder twine.....	553	862	1004	Books and Printed Matter—Total.....	161	.....	.....
Bindings, hatters'.....	124	.....	.....	Book-binders' cloth.....	559	.....	.....
Binitrotoluol.....	197	.....	.....	Book-binders' machines.....	450	.....	.....
Birch timber.....	.....	894	1021	Boots, India-rubber and gutta-percha.....	392	802	975
Bird cages.....	410	.....	.....	" and shoes, leather.....	356	789	965
Bird skins.....	151	.....	.....	" n.e.s.....	118	.....	.....
Biscuits, not sweetened.....	255	.....	.....	" wire for.....	498	.....	.....
" sweetened.....	258	740	935	Boot, shoe, shirt and stay laces.....	125	.....	.....
Bismuth.....	404	.....	.....	Boracic acid.....	189	.....	.....
Bisulphite of soda.....	220	.....	.....	Borax.....	197	.....	.....
Bitters, alcoholic.....	141	.....	.....	Botanical specimens.....	173	.....	.....
Bituminous coal.....	184	.....	.....	Bottles, glass.....	359	.....	.....
Bituminous substances.....	500	.....	.....	Bowls, steel, for cream separators.....	434	.....	.....
Blackberries.....	297	.....	.....	Boxes, fancy.....	240	.....	.....
Blacking, shoe.....	151	.....	.....	" hat.....	621	.....	.....
Blacklead.....	405	.....	.....	Boxwood.....	635	.....	.....
Blanc fixé or satin white.....	510	.....	.....	Brads.....	455	.....	.....
Blankets.....	597	.....	.....	Braces.....	118	.....	.....
Blanketing and lapping.....	405	.....	.....	Braids.....	240	.....	.....
Blanks, knife.....	443	.....	.....	Braids, hair.....	586	.....	.....
" nut, bolt and hinge.....	457	.....	.....	Bran.....	253	735	933
" spade and shovel.....	425	.....	.....	Brandy and imitations of.....	140	698	913
Blast furnace slag.....	152	.....	.....	Brass and manufactures of.....	405	.....	.....
Blinds.....	152	.....	.....	Brass band instruments.....	502	.....	.....
" doors and sashes.....	.....	897	1023	" caps for use in mfr. electric.....	406	.....	.....
Blocks, aluminum.....	402	808	979	" batteries.....	406	.....	.....
" lead.....	486	.....	.....	" in strips.....	407	811	979
" match.....	.....	892	.....	" old and scrap.....	305	.....	.....
" tin.....	495	.....	.....	Brazil nuts.....	740	935	.....
" zinc.....	499	.....	.....	Bread.....	.....	.....	.....
" gun, last, oar, wagon.....	635	.....	.....	Bread unleavened, for religious pur-	.....	.....	.....
Blooms.....	443	.....	.....	poses.....	259	.....	.....
Blouses, cotton.....	556	.....	.....	Breadstuffs.....	249	729	929
" linen.....	572	.....	.....	Brick and tiles.....	173	713	921
" silk.....	590	.....	.....	Bridges, iron.....	430	.....	.....
Blueing, laundry.....	152	.....	.....	Brilliants, cotton.....	562	.....	.....
Blueberries.....	296	.....	.....	Brimstone.....	197	.....	.....
Board, card and paste.....	163	.....	.....	Bristles, animal.....	176	.....	.....
" felt.....	164	.....	.....	" vegetable.....	177	.....	.....
" leather, mill and straw.....	165	.....	.....	Br.tannia metal, pig and bar.....	409	.....	.....
Boards, sawn, not shaped.....	639	.....	.....	" manufactures of.....	410	.....	.....
" and planks.....	.....	888	1018	British gum.....	177	.....	.....
Boats, life, etc.....	152	.....	.....	Brocade, bronze powder and gold.....	.....	.....	.....
" open.....	628	.....	.....	liquid paint.....	510	.....	.....
Bobbinet.....	559	.....	.....	Bromides.....	198	.....	.....
Boilers.....	435	.....	.....	Bromine.....	198	.....	.....
Boiler tubes.....	475	.....	.....	Bronze, phosphor.....	491	.....	.....
Bolting cloth.....	592	.....	.....	Broom corn.....	177	.....	.....
Bolts, iron or steel.....	457	.....	.....	Brooms and whisks.....	177	714	922
" shingle.....	.....	895	.....	Brushes of all kinds.....	178	715	922
" stave.....	.....	894	.....	Brushes, hair brush pads.....	178	.....	.....

Articles.	Imports.	Exports.		Articles.	Imports.	Exports.	
		Canadian.	Foreign.			Canadian.	Foreign.
B	Page	Page	Page	C	Page	Page	Page
Brussels carpets.....	599			Caps for umbrellas.....	492		
Buckles, iron or steel.....	410			" iron and nickel, for whips.....	632		
" clasps, steel for.....	471			" percussion.....	239		
Buckram.....	122			Caraway seed.....	532		
Buckthorn fencing, steel for.....	479			Carbolic oil.....	372		
Buckwheat.....	250	730		Carbons and carbon points.....	236		
" flour or meal.....	254			Carbon bisulphide.....	199		
Buggies.....	624			Carbon black.....	511		
Builders' hardware.....	441			Carbon dioxide.....	199		
Building blocks, partition, hollow and				Carboys.....	359		
fire-proof building tile.....	174			Cardboard.....	163		
Building brick.....	173			Card clothing, machine.....	401		
Building plans.....	509			Cardamon seed.....	532		
" stone.....	543	857		Cards, pictorial show, printed stamp-			
Bulbs electric light, glass for.....	236			ed, etc.....	154		
Bulbs, flower.....	521			Cards, playing.....	163		
Bullets, lead.....	487			Carpet bags.....	621		
Bullion and coin.....	653	904	1027	Carpeting, hemp and jute.....	572		
" fringe.....	178			Carpet linings.....	572		
Buoys, gas.....	440	826	985	Carpets.....	551		
Burgundy pitch.....	198			" woollen.....	598		
Burrs, brass.....	407			Carpet-sweepers and hand vacuum			
Burrs, copper.....	412			cleaners.....	179		
Burrstones.....	543			Carriages.....	624	876	1013
Bushes.....	522			" parts of.....	624	877	1013
Butter.....	316	768	951	Carrot seed.....	534		
Buttons.....	119	693	910	Cars, railway.....	625		
Button blanks.....	119			Cartridges, gun, rifle and pistol, etc.	239	726	928
Buttons—Total.....	120			" and cartridge cases.....	239		
Butts and hinges.....	430			Carts.....	624	877	1014
Butts, jute.....	579			Cart or wagon skeins or boxes.....	431		
C				Cases, for jewels, silverware, etc.....	241		
Cabinet furniture.....	646			Cases, cartridge.....	239		
Cabinetmakers' hardware.....	441			" ornamental.....	240		
Cabinets of antiquities, coins or				Casein.....	199	721	
medals.....	178			Cash registers.....	179		
Cages, bird, rat and squirrel.....	410			Casings, sausage.....	325	777	957
Cake, alum.....	192			Caskets.....	614		
Cake, oil, cotton seed and palm nuts.	505	850	997	Cassava flour for explosives.....	179		
Calcium carbide.....		720	925	" flour.....	263		
Calendars, advertising.....	154			" root, unground.....	259		
Calfskins, dressed.....	353			Cassimeres.....	607		
Calumba root.....	218			Cast-iron pipes.....	459		
Cambrie.....	562			" scrap iron.....	465		
Cameras and kodaks, brass and				Castile soap.....	385		
aluminium parts.....	505			Castings, all kinds.....	431	824	984
Camphor gum.....	206			Castor oil.....	378		
Camwood.....	199			Catalogues.....	154		
Canada plates.....	467			Cat-gut.....	391		
Candles.....	367	793	968	" strings.....	391		
Candy, sugar.....	331			Catsups.....	314		
Cane, split.....	633			Cattle.....	112	690	908
Cane, sugar, shredded.....	331			Cattle food containing molasses.....	254		
Canes, all kinds.....	632			Caustic potash.....	214		
Canned meats.....	319	772	953	" soda.....	220		
Canoes.....	628			Cedar logs.....		883	
Canvas.....	574			" red.....	635		
Caoutchouc.....	394			" Spanish.....	638		
Caps.....	123	694	911	Celluloid.....	179		
" fur.....	349			Celluloid and manufactures of.....	180		
				Celluloids of books, etc. (stereotype)	493		
				Cement.....	180	715	923



## SESSIONAL PAPER No. 10b

Articles.	Exports.			Articles.	Exports.		
	Imports.	Canadian	Foreign.		Imports.	Canadian	Foreign.
C	Page	Page	Page	C	Page	Page	Page
Cement, copper.....	445	812	...	Clothing, horse, shaped.....	579	...	...
Cement-making machines.....	260	741	935	" india-rubber.....	392	803	975
Cereal foods.....	186	...	...	" linen.....	572	...	...
Cerium, nitrate of.....	431	...	...	" silk.....	590	...	...
Chains, iron or steel.....	586	...	...	" woollen.....	605	...	...
" of hair.....	543	...	...	" donations of, for charitable	183	...	...
Chalk and chalk stone.....	355	...	...	purposes.....	559	...	...
Chamois skins.....	148	...	...	Cloth, book-binders.....	592	...	...
Champagne.....	485	...	...	" bolting.....	586	...	...
Chandeliers.....	426	...	...	" hair.....	609	...	...
Channels, iron.....	183	716	923	" mohair.....	607	...	...
Charcoal.....	158	...	...	" woollen.....	534	854	999
Charts.....	316	769	952	Clover seed.....	184	716	923
Cheese.....	188	719	924	Coal, anthracite and dust.....	184	...	...
Chemicals.....	153	...	...	Coal, bituminous.....	445	...	...
Cheques.....	297	...	...	Coal handling machines.....	373	795	969
Cherries.....	636	...	...	Coal oil, crude.....	375	...	...
Cherry lumber.....	522	...	...	" products of, n.o.p.....	415	...	...
" trees.....	243	...	...	" fixtures.....	372	796	970
Chessmen, draughts, etc.....	636	...	...	" refined.....	608	...	...
Chestnut lumber.....	206	722	926	Coatings.....	608	...	...
Chicle, gum.....	271	...	...	Coat linings.....	349	...	...
Chicory.....	175	...	...	Coats, fur.....	608	...	...
Chimney lining.....	361	...	...	Cobalt.....	811	...	...
Chimneys, glass lamp.....	174	...	...	Cocaine.....	201	...	...
China clay.....	543	...	...	Cochineal.....	201	...	...
" stone.....	231	...	...	Cocoa beans not roasted.....	266	...	...
" ware.....	200	...	...	" butter.....	266	...	...
Chloralum.....	215	...	...	" matting and mats.....	551	...	...
Chlorate of potash.....	221	...	...	" paste or liquor.....	267	...	...
" soda.....	200	...	...	" and chocolate preparation of.....	268	...	...
Chloride of aluminium.....	200	...	...	Cocoanuts.....	270	...	...
" lime.....	200	...	...	Cocoanuts and preparations of.....	270	...	...
Chloroform and solutions of peroxide	226	...	...	Cocoanut oil.....	379	...	...
of hydrogen.....	266	...	...	Cocoboral.....	635	...	...
Chocolate.....	433	...	...	Codfish.....	279	745	938
Chrome steel.....	...	825	...	Cod liver oil.....	369	...	...
Chromic iron.....	153	...	...	Cod oil.....	370	794	968
Chromos.....	153	...	...	Coffee.....	271	744	937
Chromotype.....	181	...	...	Coffee, condensed.....	272	...	...
Chronometers.....	552	...	...	Coffins.....	644	...	...
Church vestments.....	650	899	1024	Coin, gold.....	653	904	1027
Churns, wood.....	232	...	...	Coins, cabinets of.....	178	...	...
" earthenware.....	135	697	913	Coir and coir yarn.....	553	...	...
Cider.....	617	871	1010	Coke.....	185	717	924
Cigarettes.....	617	871	1010	Coke, ground, etc.....	169	...	...
Cigars.....	...	716	923	Collar cloth paper, union.....	243	...	...
Cinders.....	411	...	...	Collars, lace.....	120	...	...
Cinnabar.....	301	...	...	" of linen or cotton, xylonite.....	185	...	...
Citron peel.....	278	744	...	Collections of antiquities, coins.....	201	...	...
Clams.....	636	...	...	Collodion.....	510	...	...
Clapboards.....	415	...	...	Colours.....	518	...	...
Clasps for purses, etc.....	174	...	...	Cologne water.....	186	...	...
Clays.....	176	714	922	Combs.....	597	...	...
" manufactures of.....	543	...	...	Comforters, bed, woollen.....	155	...	...
Cliff stone.....	349	...	...	Commercial blank forms.....	186	...	...
Cloaks, fur.....	181	...	...	Communion sets.....	181	...	...
Clocks and watches.....	485	...	...	Compasses.....	411	...	...
Clock springs, etc.....	133	...	...	Composition metal.....	239	...	...
Closets.....	553	...	...	" ornaments.....	449	...	...
Cloth, coated or sized.....	183	...	...	Compressors, air.....	445	...	...
Clothes-wringers.....	118	694	911	Concrete mixing machines.....	310	767	950
Clothing.....	556	...	...	Condensed milk.....	331	777	957
Clothing, cotton.....	...	...	...	Confectionery.....	...	...	...



## SESSIONAL PAPER No. 10b

Articles.	Imports.			Exports.		
	Page	Page	Page	Page	Page	Page
<b>D</b>						
Digitalis foliae.....	218	.....	.....	.....	.....	.....
Disks for engraving rollers.....	405	.....	.....	.....	.....	.....
Disinfectants.....	208	.....	.....	.....	.....	.....
Doeskins.....	607	.....	.....	.....	.....	.....
Dogs.....	112	.....	.....	.....	.....	.....
Dogwood.....	635	.....	.....	.....	.....	.....
Dolls, all kinds.....	244	.....	.....	.....	.....	.....
Donations from abroad.....	187	.....	.....	.....	.....	.....
Dongola leather.....	355	.....	.....	.....	.....	.....
Doors.....	646	.....	.....	.....	.....	.....
Doors, sashes and blinds.....	897	1023	.....	.....	.....	.....
Doors for safes and vaults.....	464	.....	.....	.....	.....	.....
Drafts, forms of.....	155	.....	.....	.....	.....	.....
Dragon's blood.....	202	.....	.....	.....	.....	.....
Drain pipes, glazed or unglazed.....	175	.....	.....	.....	.....	.....
Drain tiles, not glazed.....	175	.....	.....	.....	.....	.....
Draughts.....	243	.....	.....	.....	.....	.....
Drawers, cotton.....	558	.....	.....	.....	.....	.....
"    silk.....	591	.....	.....	.....	.....	.....
"    wool.....	607	.....	.....	.....	.....	.....
Drawings.....	509	.....	.....	.....	.....	.....
Drays.....	627	.....	.....	.....	.....	.....
Dress goods of silk.....	592	.....	.....	.....	.....	.....
"    wool.....	607	.....	.....	.....	.....	.....
Dressing, leather.....	151	.....	.....	.....	.....	.....
Dressing, antiseptic surgical.....	226	.....	.....	.....	.....	.....
Dressing, harness, etc.....	151	.....	.....	.....	.....	.....
Drills, diamond.....	446	.....	.....	.....	.....	.....
Drills, grain seed.....	418	816	981	.....	.....	.....
Drugs, crude such as barks, flowers, etc	203	.....	.....	.....	.....	.....
Drugs, dyes, chemicals and medicines	188	719	924	.....	.....	.....
"    "    Recapitulation.....	230	725	927	.....	.....	.....
Dryers, Japan and liquid.....	516	.....	.....	.....	.....	.....
Duck, cotton or linen, circular.....	560	.....	.....	.....	.....	.....
Dust, gold-bearing.....	813	980	.....	.....	.....	.....
Dye stuffs.....	203	721	925	.....	.....	.....
Dynos.....	236	.....	.....	.....	.....	.....
<b>E</b>						
Earthenware.....	231	725	927	.....	.....	.....
Earths, ochrey.....	513	.....	.....	.....	.....	.....
Earths, crude only.....	234	.....	.....	.....	.....	.....
Ebony.....	635	.....	.....	.....	.....	.....
Eels.....	747	.....	.....	.....	.....	.....
Effects of subjects dying abroad.....	127	.....	.....	.....	.....	.....
"    settlers'.....	537	856	1001	.....	.....	.....
Eggs.....	317	770	952	.....	.....	.....
"    fish.....	282	.....	.....	.....	.....	.....
Elastic.....	235	.....	.....	.....	.....	.....
"    rubber thread.....	396	.....	.....	.....	.....	.....
Electric apparatus.....	235	726	927	.....	.....	.....
"    dynamos.....	236	.....	.....	.....	.....	.....
Electric light fixtures.....	415	.....	.....	.....	.....	.....
Electro-plated ware.....	416	.....	.....	.....	.....	.....
Electrotypes.....	493	845	993	.....	.....	.....
Elmy gum.....	205	.....	.....	.....	.....	.....
Elixirs.....	225	.....	.....	.....	.....	.....
Elm logs.....	883	1017	.....	.....	.....	.....
"    timber.....	894	1021	.....	.....	.....	.....
Embroideries.....	571	.....	.....	.....	.....	.....
Emery in bulk.....	110	.....	.....	.....	.....	.....
"    paper.....	111	.....	.....	.....	.....	.....
"    wheels.....	110	.....	.....	.....	.....	.....
<b>E</b>						
Enamelled leather.....	353	.....	.....	.....	.....	.....
Enamel sizing.....	177	.....	.....	.....	.....	.....
Engravings.....	509	.....	.....	.....	.....	.....
Engines, fire.....	436	.....	.....	.....	.....	.....
"    gasoline.....	436	825	984	.....	.....	.....
"    locomotive.....	436	.....	.....	.....	.....	.....
"    portable.....	446	.....	.....	.....	.....	.....
"    steam.....	437	.....	.....	.....	.....	.....
Entomological specimens.....	173	.....	.....	.....	.....	.....
Envelopes.....	164	.....	.....	.....	.....	.....
Esparto grass.....	583	.....	.....	.....	.....	.....
Essences.....	225	.....	.....	.....	.....	.....
Essential oil.....	876	.....	.....	.....	.....	.....
Ether, nitrous.....	143	.....	.....	.....	.....	.....
"    sulphuric.....	26	.....	.....	.....	.....	.....
Ethyl.....	142	.....	.....	.....	.....	.....
Ethyl alcohol for use in the arts.....	142	.....	.....	.....	.....	.....
Explosives.....	237	726	923	.....	.....	.....
Extract of saffron or safflower.....	218	.....	.....	.....	.....	.....
Extracts containing spirits.....	225	.....	.....	.....	.....	.....
"    Beef.....	320	.....	.....	.....	.....	.....
"    fustic, logwood or oak bark.....	209	.....	.....	.....	.....	.....
"    hemlock bark.....	722	925	.....	.....	.....	.....
"    indigo.....	207	.....	.....	.....	.....	.....
"    of archill or cudbear.....	213	.....	.....	.....	.....	.....
"    of madder.....	209	.....	.....	.....	.....	.....
"    of malt.....	210	.....	.....	.....	.....	.....
Eyebar blanks, iron and steel.....	439	.....	.....	.....	.....	.....
Eyeglasses.....	507	.....	.....	.....	.....	.....
Eyelets and eyelet hooks.....	407	.....	.....	.....	.....	.....
<b>F</b>						
Fabrics, cotton.....	559	853	1005	.....	.....	.....
"    "    coloured.....	561	.....	.....	.....	.....	.....
"    "    uncoloured.....	562	.....	.....	.....	.....	.....
"    silk.....	592	.....	.....	.....	.....	.....
"    woollen.....	607	.....	.....	.....	.....	.....
Fancy goods.....	239	.....	.....	.....	.....	.....
"    grasses.....	583	.....	.....	.....	.....	.....
Fanning mills.....	447	.....	.....	.....	.....	.....
Fans.....	241	.....	.....	.....	.....	.....
Fashion plates.....	161	.....	.....	.....	.....	.....
Feathers, artificial.....	242	.....	.....	.....	.....	.....
"    bed.....	245	.....	.....	.....	.....	.....
"    dressed.....	242	.....	.....	.....	.....	.....
"    ostrich and vulture, dressed	242	.....	.....	.....	.....	.....
"    undressed.....	241	.....	.....	.....	.....	.....
Featherbone in coils.....	245	.....	.....	.....	.....	.....
Felloes, (wood).....	634	.....	.....	.....	.....	.....
Felt, adhesive.....	571	.....	.....	.....	.....	.....
"    board.....	164	.....	.....	.....	.....	.....
"    board for gun wads.....	162	.....	.....	.....	.....	.....
"    cloth.....	608	.....	.....	.....	.....	.....
"    hats.....	123	.....	.....	.....	.....	.....
"    manufactures of.....	865	1006	.....	.....	.....	.....
"    and roofing paper.....	707	919	.....	.....	.....	.....
Feldspar.....	543	858	1002	.....	.....	.....
Fence posts.....	634	.....	.....	.....	.....	.....
Fencing foils.....	429	.....	.....	.....	.....	.....
"    wire.....	479	.....	.....	.....	.....	.....
"    "    buckthorn and strip.....	479	.....	.....	.....	.....	.....
Fennei seed.....	532	.....	.....	.....	.....	.....
Fennugreek seed.....	532	.....	.....	.....	.....	.....



Articles.	Imports.	Exports.		Articles.	Imports.	Exports.	
		Canadian.	Foreign.			Canadian.	Foreign.
<b>F</b>	Page	Page	Page	<b>F</b>	Page	Page	Page
Ferment cultures .....	203	...	...	Foundry facings of all kinds .....	347	...	...
Ferro-manganese .....	437	...	...	Frames for purses .....	415	...	...
Ferro-silicon .....	437	826	...	Frames, picture .....	520	...	...
Ferrules for umbrellas .....	492	...	...	Freestone .....	...	857	...
Fertilizers and manures .....	246	728	928	Freight rates .....	158	...	...
" uncomounded or unman- factured .....	246	...	...	French Mustard .....	311	...	...
Fibres and grasses .....	246	...	...	" odours .....	519	...	...
Figs .....	293	...	...	Fringe, bullion .....	178	...	...
Files .....	475	...	...	Fringes .....	240	...	...
Fillets, cotton and rubber .....	392	...	...	Frogs, iron or steel .....	463	...	...
Films for photographer's use .....	163	706	918	Fruits, labels for .....	159	...	...
Firearms .....	440	827	985	" plants .....	523	...	...
Fire brick .....	173	...	...	" syrup .....	137	...	...
Fire clay .....	175	...	...	Fruits and nuts .....	292	761	946
Fire engines .....	436	...	...	" canned .....	301	764	948
Fire extinguishers .....	439	...	...	Fuller's earth .....	347	...	...
Fireproof paint .....	514	...	...	Fulminates .....	...	727	928
Firewood .....	642	882	...	Furniture of wood .....	646	898	1023
Fireworks .....	237	...	...	" springs .....	415	...	...
Fish and fish products .....	275	744	938	Furs and skins and manufactures of .....	348	784	962
Fish hooks, etc. ....	248	...	...	Furs, hides and leather .....	348	784	962
" glue .....	365	...	...	Fur tails in the raw state .....	348	...	...
" labels for .....	159	...	...	Fuse, heads of metal .....	236	...	...
" offal .....	365	...	...	Fuses, non-metallic .....	238	...	...
" oils .....	369	794	968	Fusel oil .....	139	...	...
Fisheries, articles for use of .....	248	...	...	Fustic, extract of .....	209	...	...
" produce of, n. o. p. ....	291	...	...	Futtocks and knees .....	...	883	...
Fishing lines and fixtures .....	248	...	...				
" rods .....	646	...	...	<b>G</b>			
Fish-plates, railway .....	462	...	...	Galvanic batteries .....	237	...	...
Fittings for pipes (iron and steel) .....	459	...	...	Gambier .....	227	...	...
Fixtures, gas, coal oil, etc. ....	415	...	...	Game .....	321	773	954
Flag stones, etc. ....	542	...	...	Game bags .....	391	...	...
Flannels, woollen .....	609	...	...	Gannister .....	545	...	...
Flasks .....	359	...	...	Garden seeds .....	535	...	...
Flax .....	578	865	1006	Gas buoys .....	440	826	985
Flax, hemp and jute and mfrs. of .....	571	865	1006	Gas fixtures .....	415	...	...
Flax, seed .....	534	854	999	Gaslight shades .....	415	...	...
" seed oil .....	381	...	...	Gas mantels .....	415	...	...
" yarn .....	581	...	...	" meters .....	416	...	...
Flints and flint stones .....	545	...	...	Gasoline engines .....	436	825	984
" paper .....	111	...	...	" launches .....	629	879	1015
Florist stock .....	521	...	...	" or naphtha .....	373	796	970
Flower odours .....	519	...	...	Gedda gum .....	205	...	...
Flowers, artificial .....	242	...	...	Gelatine .....	204	...	...
Flour, buckwheat .....	254	...	...	Generators, electric .....	236	...	...
" rice and sago .....	263	...	...	Gentian root .....	218	...	...
" rye .....	256	...	...	Geographical globes .....	158	...	...
" wheat .....	257	738	934	German potash salts .....	247	...	...
Fodder or feed cutters .....	447	...	...	" silver .....	489	...	...
Folders .....	160	...	...	Giant powder .....	238	...	...
Folding machines .....	450	...	...	Gilt ware .....	416	...	...
Foliae digitalis .....	218	...	...	Gin, all kinds .....	142	698	914
Foodstuffs .....	249	729	929	Ginger ale .....	136	...	...
" Recapitulation .....	346	783	961	" ground .....	327	...	...
Foods, cereal .....	260	741	935	" preserved .....	302	...	...
Foots, (grease) .....	368	...	...	Ginseng root .....	218	...	...
Forest, articles, produce of .....	...	896	1022	Girders, iron .....	426	...	...
Forgings .....	439	...	...	Glass and manufactures of .....	359	792	967
Forks, steel .....	435	...	...	Glass battery jars .....	235	...	...
" pronged .....	419	...	...	Glass, paper .....	111	...	...
Fossils .....	347	...	...	" plate .....	362	...	...
Fowls .....	113	...	...	Glauber salts .....	219	...	...



## SESSIONAL PAPER No. 10b

Articles.	Imports.	Exports.		Articles.	Imports.	Exports.	
		Can- adian.	Foreign			Can- adian.	Foreign
G	Page	Page	Page	H	Page	Page	Page
Globes, geographical, topographical and astronomical. ....	158			Hair oils .....	519		
Globes, glass. ....	361			Halibut .....	281	748	933
Globules, or iron sand .....	110			Hammocks .....	565		
Glove fasteners .....	407			Hams. ....	318	773	954
Glove leather .....	353			Hand carts .....	628		
Gloves and mitts. ....	122			Handle bolts .....	634		
Glucose and glucose syrups .....	328			Handles, ash .....	647		
Glue .....	365			"    D. shovel. ....	647		
"    stock .....		793		"    hickory .....	647		
Glycerine, crude. ....	204			Handkerchiefs, cotton. ....	564		
"    for explosives. ....	205			"    linen. ....	578		
"    n.o.p. ....	205			"    silk .....	593		
"    nitro. ....	238			Hangings, paper (wall). ....	165	709	919
Goats. ....	113			Hardware. ....	441	827	985
Gold and silver, manufactures of. ....	416	813	980	Harness and saddlery. ....	356	790	966
Gold-bearing quartz, etc. ....		813	980	"    soap. ....	386		
Gold beaters' moulds. ....	367			Harrows. ....	419	816	981
Gold beaters' skins. ....	367			Harvesters .....	419	817	981
Goods, exported and returned .....	127			Hat boxes .....	621		
Gooseberry bushes. ....	523			Hatchets .....	474		
Gooseberries. ....	297			Hats, caps and bonnets, and articles for. ....	122	694	911
Governor General, articles for. ....	130			Hats, fur. ....	349		
Grain. ....	249	729	929	"    Total .....	125		
Grain crushers. ....	447			Hatters' bands, bindings, etc. ....	124		
Grain, products of. ....	253	736	933	"    furs. ....	124		
Granite. ....	545	860	1003	"    irons. ....	464		
Graniteware, white .....	233			"    plush. ....	124		
Grape fruit .....	299			"    sides and tips. ....	124		
Grape sugar .....	328			Hay. ....	397	805	977
Grape vines. ....	523			"    loaders .....	419		
Grapes. ....	298			"    presses .....	448		
Grass, hats, caps, etc. ....	123			"    rakes (horse). ....	423	819	
"    fancy, dried. ....	583			"    tedders. ....	420		
"    fibres and manufactures of. ....	583			Headings and staves. ....	634	891	1019
"    plaits. ....	122			Head lights .....	485		
"    seed. ....	534	854	1000	Heads, rubber for whips. ....	632		
Gravel and sand. ....	546	859	1002	Hemlock bark, extract of. ....		722	925
Grease, etc. ....	368	793	968	"    logs .....		884	
Grease and scraps. ....	368	793	968	Hemp, dressed or undressed. ....	578	866	1006
Grease, Oils, Soap and Wax. Recapitulation. ....	390	802	974	"    paper. ....	162		
Grindstones. ....	546	859	1002	Herrings. ....	281	748	940
Groceries .....		765	949	Hickory billets, spokes, etc. ....	635		
Guano. ....	247			Hickory handles. ....	647		
Guavas. ....	298			Hickory lumber. ....		887	1018
Gum, chicle .....	206	722	926	Hides, raw .....	350	786	963
Gumwood lumber .....	626			Hinges. ....	430		
Gums, amber, etc. ....	205			Hoes. ....	420		
Gun, barrels, rough .....	440			Hogs. ....	116		
Gun caps, percussion, and wads. ....	239			Hominy. ....	255		
Gunpowder. ....	238			Honey .....	309	766	950
Gun, rifle and pistol cartridges. ....	239	726	928	Hoods, unfinished. ....	124		
Guns .....	440	827	985	Hoofs. ....	351	786	963
Gut, cat, whip, etc. ....	391			Hooks, fish. ....	248		
Gut and cord, etc. ....	391			Hoop iron. ....	441		
Gutta-percha, India-rubber and manufactures of. ....	391	802	975	"    poles. ....		893	1020
Gypsum, crude. ....	547	859		Hop poles. ....		893	1020
"    ground. ....	547	859	1002	Hops. ....	309	766	950
H				Horns .....	351	786	963
Haddock .....	279	745	938	Horse clothing, shaped. ....	579		
Hair and manufactures of. ....	586	867	1007	"    hair .....	587		
				"    powers .....	448		
				"    rakes .....	423		
				"    shoes .....	442		
				Horses .....	113	691	909

Articles.	Imports.			Exports.
	Imports.	Can- adian.	Foreign	
H	Page	Page	Page	
Hose, rubber .....	393	803	975	
Hosiery, cotton .....	557	...	...	
" silk .....	591	...	...	
" woollen .....	606	...	...	
House furniture .....	616	898	1023	
Household effects .....	537	856	1001	
Household effects of Canadians dying abroad .....	127	...	...	
Hub blocks .....	635	...	...	
Hydrated oxide of ethyl .....	142	...	...	
Hydro-flu-silicic acid .....	189	...	...	
Hymn books .....	155	...	...	
Hypochlorite of lime .....	200	...	...	
Hyposulphite of soda .....	221	...	...	
" sodium .....	224	...	...	
I				
Ice .....	398	806	977	
Ice creepers, steel for .....	471	...	...	
Iceland moss .....	585	...	...	
Illustrations, pictorial, for schools .....	520	...	...	
Imitation precious stones .....	528	...	...	
Implements, agricultural .....	418	815	980	
" " parts of .....	425	822	933	
India-rubber and mfrs. of .....	391	802	975	
Indian corn .....	251	731	930	
" madder .....	209	...	...	
" meal .....	254	736	...	
" work .....	...	806	977	
Indigo .....	207	...	...	
Indigo paste and extract .....	207	...	...	
Ingot moulds .....	418	...	...	
Ingots, aluminium .....	402	...	...	
" copper .....	411	...	...	
" iron and steel .....	443	...	...	
Ink, printing .....	162	...	...	
" shoemaker's .....	151	...	...	
" writing .....	162	...	...	
Instruments, philosophical, etc. ....	505	851	997	
" surgical and dental .....	473	...	...	
Insulators of all kinds .....	237	...	...	
Iodine, crude .....	207	...	...	
Ipeccanaha .....	218	...	...	
Iris .....	218	...	...	
Iron ore .....	458	832	988	
Iron, acetate, solution .....	208	...	...	
" liquor .....	208	...	...	
" sand or globules .....	110	...	...	
" sulphate .....	225	...	...	
Iron and steel and mfrs. ....	418	815	980	
" adzes .....	474	...	...	
" air compressors .....	449	...	...	
" anchors .....	426	...	...	
" angles, rolled .....	426	...	...	
" anvils .....	427	...	...	
" attachments, binding .....	418	...	...	
" axes .....	474	...	...	
" axles, etc. ....	427	...	...	
" balances .....	464	...	...	
" balls, steel, for use on bearings .....	427	...	...	
" band .....	428	...	...	
" bar .....	428	...	...	
I				
Iron and steel bayonets .....	429	...	...	
" beams for vessels .....	469	...	...	
" " weighing .....	464	...	...	
" billets .....	429	...	...	
" blades, knife .....	443	...	...	
" blanks, eye bar .....	439	...	...	
" blanks, knife .....	443	...	...	
" blooms .....	443	...	...	
" boiler tubes .....	475	...	...	
" boilers .....	435	...	...	
" bolt blanks .....	457	...	...	
" bolts .....	457	...	...	
" bookbinders machinery .....	450	...	...	
" bowls, steel .....	434	...	...	
" brads .....	455	...	...	
" bridge plates .....	461	...	...	
" bridges .....	430	...	...	
" butts and hinges .....	430	...	...	
" Canada plates .....	467	...	...	
" cart or wagon skeins or boxes .....	431	...	...	
" cast iron pipe .....	459	...	...	
" cast scrap .....	465	...	...	
" castings .....	431	824	984	
" chains .....	431	...	...	
" channels .....	426	...	...	
" charcoal, pig .....	458	...	...	
" chrome .....	433	...	...	
" chromic iron .....	825	...	...	
" Cornish rolls .....	449	...	...	
" cranes .....	445	...	...	
" crossings .....	463	...	...	
" crowbars .....	474	...	...	
" crucible sheet steel .....	469	...	...	
" cultivators .....	418	815	980	
" curry combs .....	441	...	...	
" cutlery .....	434	...	...	
" cuttings or clippings, wrought iron, sheet or plate .....	465	...	...	
" derricks .....	445	...	...	
" doors for safes and vaults .....	464	...	...	
" drills, grain seed .....	418	816	981	
" drills, rock .....	449	...	...	
" engines, gasoline .....	436	825	984	
" " locomotive .....	436	...	...	
" " portable .....	446	...	...	
" ends, steel-bloom, etc. ....	465	...	...	
" eyebar blanks .....	439	...	...	
" fencing foils .....	429	...	...	
" ferro-manganese .....	437	...	...	
" " silicon .....	437	826	...	
" files .....	475	...	...	
" fire-arms .....	440	827	985	
" fire extinguishers .....	431	...	...	
" fish plates .....	462	...	...	
" fittings .....	459	...	...	
" flat, cold rolled .....	439	...	...	
" flat wire .....	481	...	...	
" fodder or feed cutters .....	447	...	...	
" forgings or forged iron .....	429	...	...	
" forks, pronged .....	419	...	...	
" frogs, railway .....	463	...	...	

## SESSIONAL PAPER No. 10b

Articles.	Imports.			Exports.		
	Page	Page	Page	Page	Page	Page
<b>I</b>	<b>Page</b>	<b>Page</b>	<b>Page</b>	<b>I</b>	<b>Page</b>	<b>Page</b>
Iron and steel, gas, buoys .....	440	826	985	Iron and steel, machinery paper pulp	449	.....
" gasoline engines....	436	825	984	" mill .....	450	.....
" girders .....	426	.....	.....	" paper cutting .....	450	.....
" grain crushers.....	447	.....	.....	" portable.....	449	.....
" gun barrels, rough .....	440	.....	.....	" printing pres-	.....	.....
" hardware.....	441	827	985	ses.....	449	.....
" harrows .....	419	816	981	" rolling mill.....	450	.....
" harvesters .....	419	817	981	" ruling.....	450	.....
" hatchets.....	474	.....	.....	" sewing .....	451	824 986
" hatters' irons.....	464	.....	.....	" steam shovels .....	451	.....
" hay knives.....	421	.....	.....	" smelting.....	448	.....
" hay tedders.....	420	.....	.....	" well digging .....	454	.....
" hinge blanks.....	457	.....	.....	" strength test .....	.....	.....
" hinges, T and strap.....	457	.....	.....	" ing .....	464	.....
" " .....	473	.....	.....	" traction ditch-	.....	.....
" hoes .....	420	.....	.....	ing.....	453	.....
" horse powers.....	448	.....	.....	" typesetting.....	453	.....
" rakes.....	423	.....	.....	" type-writing.....	453	829 987
" shoes.....	442	.....	.....	" wind mills.....	454	.....
" hoop .....	441	.....	.....	" malleable castings.....	431	.....
" implements, agricul-	.....	.....	.....	" manufactures, not emu-	.....	.....
" " parts of.....	418	815	980	merated.....	484	.....
" ingots.....	443	.....	.....	" manure spreaders.....	421	.....
" cogged.....	443	.....	.....	" masks.....	429	.....
" instruments, surgical	.....	.....	.....	" masts .....	469	.....
and dental .....	473	.....	.....	" materials for construc-	.....	.....
" irons, hatters' and	.....	.....	.....	tion of bridges .....	430	.....
tailors' .....	464	.....	.....	" matlocks.....	474	.....
" knees, ship .....	469	.....	.....	" mills, fanning .....	447	.....
" knives, hay, straw, etc.	421	.....	.....	" mills, saw and planing.....	450	.....
" " jack, pen and	.....	.....	.....	" mould boards.....	461	.....
" " pocket.....	434	.....	.....	" muskets.....	440	.....
" " and forks.....	435	.....	.....	" nails .....	456	835 990
" land sides .....	461	.....	.....	" needles .....	457	.....
" lawn mowers .....	421	.....	.....	" nut blanks .....	457	.....
" locks.....	443	.....	.....	" ore crushers .....	449	.....
" locomotives.....	436	.....	.....	" ore, iron.....	558	832 988
" " parts of .....	437	.....	.....	" paper cutters.....	450	.....
" locomotive tires .....	474	.....	.....	" percussion coal cutters.....	449	.....
" loops .....	443	.....	.....	" picks.....	474	.....
" machinery .....	444	828	986	" pig .....	458	833 988
" " adding .....	444	.....	.....	" " charcoal .....	458	.....
" " for mfr. of .....	.....	.....	.....	" pipe, cast iron .....	459	.....
" " linen.....	445	.....	.....	" plate bridge.....	461	.....
" " beet root su	.....	.....	.....	" " Canada.....	467	.....
" " gar factory.....	444	.....	.....	" " universal mill or	.....	.....
" " briquette ma-	.....	.....	.....	rolled edge steel.....	461	.....
" " king .....	444	.....	.....	" plates, not less than 30	.....	.....
" " carding, spin-	.....	.....	.....	in. wide.....	460	.....
" " ning, wea-	.....	.....	.....	" " plough .....	461	.....
" " ving.....	444	.....	.....	" " sheared or un-	.....	.....
" " cement-mak'g .....	445	.....	.....	sheared .....	460	.....
" " coal-handling .....	445	.....	.....	" " ships' .....	469	.....
" " concrete-mix-	.....	.....	.....	" plates or sheets cold	.....	.....
" " ing .....	445	.....	.....	rolled.....	460	.....
" " embossing.....	450	.....	.....	" ploughs.....	422	819 982
" " fanning mulls.....	447	.....	.....	" post hole diggers .....	422	.....
" " folding .....	450	.....	.....	" potato diggers .....	422	.....
" " gold mining.....	447	.....	.....	" presses, lithographic .....	449	.....
" " mining .....	448	.....	.....	" " printing.....	449	.....
" " machines.....	.....	.....	.....	" puddle bars.....	443	.....
" " other.....	454	.....	.....	" pumps, hand.....	461	.....
" " mowing .....	421	818	981	" pumps, power and parts .....	462	.....
				" rails.....	462	.....

Articles.	Exports.			Articles.	Exports.		
	Imports.	Canadian.	Foreign.		Imports.	Canadian.	Foreign.
I	Page	Page	Page	I	Page	Page	Page
Iron and steel, rails crop ends of....	465	.....	.....	Iron and steel, squares.....	428	.....	.....
" railway spikes .....	463	.....	.....	" steam shovels. ....	451	.....	.....
" railway tie plates .....	463	.....	.....	" steel balls for use on	427	.....	.....
" rakes .....	423	.....	.....	bearings, etc.....	431	.....	.....
" " horse.....	423	819	.....	" steel bowls.....	471	.....	.....
" rasps .....	475	.....	.....	" " for buckle clasps	471	.....	.....
" reapers .....	423	820	982	" " for ice creepers.	471	.....	.....
" revolvers .....	440	.....	.....	" " mower and reap-	469	.....	.....
" rifles .....	440	827	985	er knives.....	443	.....	.....
" rivets.....	457	.....	.....	" " ingots, etc.....	462	.....	.....
" rock crushers.....	449	.....	.....	" " rails .....	440	.....	.....
" " drills.....	449	.....	.....	" " for rifles.....	483	.....	.....
" rods, chain.....	433	.....	.....	" " rods of, rolled..	471	.....	.....
" " rolled for horse-	455	.....	.....	" " for saws.....	469	.....	.....
shoe nails.....	483	.....	.....	" " for straw cutters	469	.....	.....
" " round wire.....	449	.....	.....	" " for ships.....	472	.....	.....
" rolls, Cornish and bel-	449	.....	.....	" " No. 20 gauge....	471	.....	.....
ted rolls .....	463	.....	.....	" " No. 12 gauge....	472	834	989
" rolls of chilled iron or	463	.....	.....	" " stoves.....	428	.....	.....
steel .....	476	.....	.....	" strips .....	479	.....	.....
" rolled iron tubes for	476	.....	.....	" rolled, for fencing ..	430	.....	.....
bedsteads .....	419	.....	.....	" structural work.....	475	.....	.....
" rollers, farms, roads	419	.....	.....	" surgical instruments.	463	.....	.....
or fields .....	464	.....	.....	" switches .....	429	.....	.....
" sad irons.....	464	.....	.....	" swords.....	473	.....	.....
" safes.....	475	.....	.....	" tacks, shoe .....	464	.....	.....
" saws .....	464	.....	.....	" tailors' irons .....	452	829	986
" scales.....	465	.....	.....	" threshers.....	474	834	990
" scrap, cast .....	464	833	989	" tools and implements	474	.....	.....
" " iron or steel....	435	.....	.....	" track tools .....	475	.....	.....
" " wrought .....	464	.....	.....	" tubing .....	434	836	990
" " from vessels	464	.....	.....	" unenumerat'd articles	464	.....	.....
wrecked .....	466	.....	.....	" vaults, doors for....	427	.....	.....
" screws.....	423	.....	.....	" vises.....	478	.....	.....
" scythes .....	430	.....	.....	" ware, agate, granite	478	.....	.....
" sections, special.....	434	825	984	or enamelled.....	478	.....	.....
" separators, cream....	467	.....	.....	" ware, hollow, black or	451	830	987
" shafting, round, steel	467	.....	.....	coated.....	465	.....	.....
in bars, not exceed-	467	.....	.....	" washing machines. .	474	.....	.....
ing 2½ inches in	467	.....	.....	" waste .....	418	.....	.....
diameter.....	467	.....	.....	" wedges .....	454	.....	.....
" shapes, structural ..	467	.....	.....	" weeders .....	481	.....	.....
" sheet .....	467	.....	.....	" windmills .....	479	.....	.....
" " corrugated, gal-	467	.....	.....	" wire, 16 gauge or thin-	479	.....	.....
vanized, etc....	469	.....	.....	ner .....	481	.....	.....
" " for ships.....	460	.....	.....	" " Bessemer or	481	.....	.....
" " sheared or un-	467	.....	.....	homo .....	480	.....	.....
sheared.....	442	.....	.....	" " buckthorn, etc..	482	.....	.....
" " Russia iron, flat.	442	.....	.....	" " cloth .....	480	.....	.....
" shoes, horse.....	424	.....	.....	" " covered.....	480	.....	.....
" shovels.....	470	.....	.....	" " crucible cast	480	.....	.....
" skates and parts of ..	431	.....	.....	steel.....	478	.....	.....
" skeins, cart or wagon.	470	.....	.....	" " feucing, barbed.	480	.....	.....
" skelp .....	443	.....	.....	" " galvanized. ....	480	.....	.....
" slabs, iron .....	443	.....	.....	" " nails.....	456	835	990
" " steel .....	443	.....	.....	" " rigging .....	482	.....	.....
" sledges.....	424	.....	.....	" " rope .....	480	.....	.....
" spades .....	437	.....	.....	" " single or several	472	.....	.....
" spiegeleisen.....	421	.....	.....	" " all other.....	204	.....	.....
" spikes .....	471	.....	.....	" " wool .....	583	.....	.....
" spreaders, manure....	471	.....	.....	Isinglass.....	204	.....	.....
" springs .....	471	.....	.....	Istle.....	583	.....	.....



## SESSIONAL PAPER No. 10b

Articles.	Imports.	Exports.		Articles.	Imports.	Exports.	
		Canadian.	Foreign			Canadian.	Foreign
I	Page	Page	Page	L	Page	Page	Page
Italian cloth .....	608			Lanterns .....	485	807	978
Ivory black .....	511			"    magic .....	401		
"    manufactures .....	398			Lard .....	317	779	952
"    nuts .....	398			Lard oil .....	375		
"    unmanufactured .....	398			Lastings .....	119		
"    vaccine points .....	228			Lasts of wood .....	647		
"    vengers .....	399			Laths .....	636	887	
vories, piano key .....	398			Laths, metallic .....		844	993
				Lathwood .....		883	
J				Launches .....	629	879	1015
Jaconet, Swiss .....	562			Laundry soap .....	385		
Jalap root .....	218			"    tubs .....	133		
Jams .....	363			Lava, unmanufactured .....	111		
Japan dryers .....	516			Lavatories .....	133		
Japans .....	516			Lavender water .....	518		
Japanned leather .....	353			Lawn mowers .....	421		
"    tinware .....	497			Lawns, cotton .....	562		
Japanica, terra .....	227			Lead and manufactures of .....	485	838	991
Jars, glass .....	359			"    pencils .....	171		
Jeans, cotton, for corset makers .....	561			"    pipe .....	486		
Jellies .....	303			"    white .....	512		
Jewel cases .....	241			Leaf, gold and silver, Dutch and			
Jewellers' sweepings .....	495	845	994	schlag metal .....	416		
Jewellery .....	399	806	977	Leather and manufactures of .....	356	789	965
Juices, lime and fruit .....	136			"    board .....	165		
Junk, old .....	400	807	978	"    dressing .....	151		
Jute and manufactures of .....	571	865	1006	"    glove .....	353		
"    butts .....	579			"    harness .....	353	787	964
				"    leatheroid .....	165		
K				"    sole .....	354	788	964
Kainite .....	247			"    tanners' scrap .....	354		
Kangaroo leather .....	355			"    textile for whips .....	632		
Kartavert fibre .....	583			"    upper .....	354	788	964
Kauri-gum .....	205			Leaves .....	203		
Kelp .....	585			Leeches .....	400		
Kerosene oil .....	372	795	970	Leghorn hats, unfinished .....	124		
Kid leather .....	353			Lemon peel .....	301		
Knees for ships .....	469			Lemons .....	298		
Knitted goods .....	588			Lenos, cotton .....	562		
"    goods, woollen .....	605			Lenses for manufacture of cameras .....	506		
Knitting yarn, cotton .....	568			Lichens .....	209		
Knives, edging .....	420			Life-saving appliances .....	400		
"    hay .....	421			Lights, gas, side and head .....	485		
"    pen, jack and pocket .....	434			Lignite, products of .....	374		
Kryolite .....	414			Lignum vitae .....	635		
L				Limbs, artificial .....	130		
Labels .....	159			Lime .....	401	808	
Lac, crude .....	205			"    acetate of .....		719	924
Laces, boot, shoe, shirt and stay .....	125			"    chloride of .....	200		
Lace, lace collars, etc .....	243			"    hypochlorite of .....	200		
Lace, white and cream-coloured (cot-				"    juice .....	136		
ton) .....	564			"    "    Total .....	138		
Lacquers .....	516			Limes .....	298		
Lamb, fresh, etc .....	321			Limestone .....		857	1002
Lamb-skin .....	353			Linen, blouses and shirt waists .....	572		
Lampblack .....	511			"    brown or bleached .....	574		
Lamp chimneys .....	361			"    canvas, etc .....	574		
Lamps .....	485	807	978	"    thread .....	580		
Lamp springs .....	485			Lines for fishing .....	248		
"    wicks .....	564			Ling .....	279	745	938
				Linoleum .....	588		
				Linotype machines .....	453	828	986
				Linseed oil .....	381		
				Liquid dryers .....	516		

Articles.	Exports.			Articles.	Exports.		
	Imports.	Canadian.	Foreign.		Imports.	Canadian.	Foreign.
L	Page	Page	Page	M	Page	Page	Page
Liquid preparations for disinfecting	208			Mangoes	298		
Liqueurs	141			Manilla grass	584		
Liquor, iron	208			"    hoods	124		
"    red	217			Mantels of slate	541		
Liquorice paste, rolls, etc.	208			Manufactures, n.e.s.		903	1026
"    root	218			Manure spreaders	421		
Liquors, spirituous, etc.	139	698	913	Manures	247		
Lists, price	154			Manuscripts	159		
Litharge	513			Maple sugar and syrup	329	778	957
Lithographic presses	449			"    timber		895	
"    stones	547			Maps	158		
Literary papers	159			"    insurance	159		
Litmus	209			Marble and manufactures of	540	860	1003
Lobsters	253	751	941	Marine animals, skins of	348	785	962
Locks	443			Masks	429		
Locomotive engines	436			Mastic gum	205		
Locomotive tires	474			Masts and spars		892	1020
Locust beans	261			Match blocks		892	
Logwood, extract of	209			"    splints		899	
Logs	635	883	1017	Matches	647	898	1023
Looking glass, German	360			Material for the construction of			
Loops, iron	443			bridges	430		
Lotions	225			Mathematical instruments	503		
Lubricating oil	377			Matrices	49		
Lumber	635	885	1017	Matrix, paper and printing	165		
Lye		723		Mats, India-rubber	393	803	
				Mats	551		
M				Matte, copper		812	
Macaroni	261			Matting, cocoa	551		
Mace	326			"    India-rubber	393	803	
Machine card clothing	401			"    paper	166		
tools	474	834	990	Mattocks	474		
Machines and machinery	444	828	986	Mattresses, hair and spring	401		
"    embossing	450			Meal corn	254	736	
"    folding	450			Meal, damaged	255		
"    linotype	453	828	986	Meal, oil cake, cotton-seed cake and			
"    mowing	421	818	981	palm-nut cake	515	850	997
"    paper cutting	450			Meats	318	771	953
"    portable	449			"    canned	319	772	953
"    printing	449			"    dried or smoked	320		
"    ruling	450			"    labels for	159		
"    sewing	451	828	986	Medicines, proprietary (see Drugs)	211		
"    strength testing	461			Meerscham, crude or raw	488		
"    type setting	453			Menageries	402	808	978
"    type-writing	453	829	987	Melons	341		
"    threshing	452	829	986	Mescal	141		
"    washing	454	830	987	Metallic elements and tungstic acid	488		
Machinery for the mfr. of linen	445			Metal parts for buttons	488		
"    mining and other	448			Metals and minerals and manufac-			
"    ships	469			tures of	402	808	979
Mackerel	283	752	941	Metals and minerals-Recapitulation	501	847	995
Madder	209			Meters, gas	416		
Magazines	159			Methyl alcohol	143		
Magic lanterns and slides therefor	401			Methylated spirits	143		
Magnesia	210			Mexican fibre	583		
Magnesite	543			Mica		839	992
Mahogany	637			Military and naval articles	129		
Malleable iron castings	431			Milk, condensed	316	767	950
Malt, flour	255			Milk food	310		
"    whole	256	736	933	Milk, fresh	310	767	
"    extract	210			Mill board	165		
Manganese ore		841		"    feed	253		
Manganese, oxide of	210			Mills, fanning	447		
				"    planing	450		

## SESSIONAL PAPER No. 10b

Articles.	Imports.	Exports.		Articles.	Imports.	Exports.	
		Can- adian.	Foreign			Can- adian.	Foreign
<b>M</b>				<b>N</b>			
Milis, saw	450			Netting, cotton, silk, etc., (fancy goods)	243		
" stamp	449			Netting and nets (fancy goods)	243		
Mince-meat, condensed	303			Nets for fisheries	248		
Mine, products of, n.e.s.		846	995	Nets, lawn tennis	555		
Mineral and aerated waters	139	697	913	Newspapers	159		
" oil	372	795	969	Nibs, cocoa	268		
" pigments		852		Nickel and manufactures of	489		
" soap	387			Nickel anodes	403		
" substances	500			" ore, matte and speiss	840		
Mineralogical specimens	173			Nicotine sulphate	212		
Minerals and metals and manufactures of	4	2	898	979	Nitrate compounds for mfr. of explosives	212	
Mineral wax	389	801		Nitrate of ammonia	192		
Mining machinery	448			" iron	208		
Miscellaneous articles, n.e.s.		904	1027	" lead	486		
Mitts, all kinds	122			" potash	215		
Models of inventions	501			" soda	222		
Mohair cloth	119			Nitre, sweet spirits of	143		
" yarn	613			Nitric acid	189		
Molasses	329		957	Nitrite of soda	222		
Morocco leather	353			Nitro-glycerine	238		
Morphine	211			Noils	611		
Moss, Iceland	585			Notches for umbrellas	492		
Motor cars for railways	437			Notes, promissory, forms for	155		
Motors, electric	236			Novels	160		
Mouldings, wood, plain and gilded	648	899	1023	Nuggets, gold-bearing		813	980
Moulds for gold beaters	367			Nutgalls	212		
" of metal, ingot, glass	418			Nutmegs	326		
Mounts for umbrellas	492			Nuts	304	761	949
Moving picture machines	401			" iron or steel	47		
Motor vehicles	622	873	1012	" ivory	398		
Mowing machines	421	818	981				
Mucilage	366						
Muffs, fur	349						
Munjeet	209						
Muriate of potash	215						
Muriatic acid	189						
Mushroom spawn	535						
Music, printed, etc.	160						
Musical instruments	502	848	995				
" " for brass bands	502						
" " for use in schools	622						
Musk	212						
Muskets	440						
Muslins	562						
Mustard	311						
Mustard seed	536						
Mutton	321	773	954				
<b>N</b>							
Nails, brass	407						
" copper	412						
" composition	456						
" cut	456						
" iron wire	456	835	990				
" sheathing	456						
Naphtha		796	970				
Naphtha, wood	143						
Napkins of cotton	565						
Navy, articles for	129						
Neatsfoot oil	376	797	971				
Nectarines	300						
Needles	457						

Articles.	Exports.			Articles.	Imports.		
	Imports.	Canadian.	Foreign.		Imports.	Canadian.	Foreign.
O	Page	Page	Page	P	Page	Page	Page
Oils potato.....	139			Paper, films for photographic use...	163	706	918
" vegetable.....	378			" hemp for shot shells....	162		
Oilcake and oilcake meal.....	505	850	997	" matting.....	166		
Oil cloth.....	588	867	1007	" printing.....	167	707	
Oiled silk.....	589			" ruled and bordered.....	168		
Oil finish.....	516			" sand, glass, etc.....	111		
Oleographs.....	153			" tarred.....	168		
Olive oil.....	381			" tubes and cones.....	167		
Olives in brine.....	312			" twine or yarn of.....	169		
Opium, crude, etc.....	296			" wall.....	165	709	919
Opium, powdered.....	213			" wrapping.....	170	709	919
Optical, philosophical, photographic and mathematical instruments...	505	851	997	" other.....	171	710	920
Orange mineral.....	511			Paper—Total.....	171	711	920
" peel.....	301			Paper and pulp making machinery...	449		
Oranges.....	299			Papers, literary, and newspapers...	159		
Ores, antimony.....		841		Papeteries.....	168		
" cobalt.....	490			Paraffine wax.....	388		
" iron.....	458	832	988	Parasols, all kinds.....	126		
" manganese.....		841		" sticks.....	649		
" other.....	490	842	992	" materials for.....	126		
Organ and piano players, mechanical	503			Paris green.....	514		
Organs.....	502	848	997	" white.....	515		
" parts of.....	503			Parcels, post office.....	517		
Organzine, silk.....	595			Pastes, toilet.....	519		
Ornaments, composition, etc.....	239			Patent leather.....	353		
" bead.....	210			Patterns, of brass, iron or other metal	490		
Orris root.....	218			Patterns, boot and shoe, of paper...	167		
Osiers.....	612			Paving blocks.....	518		
Ostrich feathers.....	212			" brick.....	174		
Outfits, contractor's.....		718	924	".....	299		
Overcoatings.....	608			Peaches.....	524		
Oxalic acid.....	190			Peach trees.....	524		
Oxide, arsenious.....	195			Peanuts.....	305		
Oxides.....	514			Pearl ash.....	131	695	912
" of copper.....	513			Pearline.....	886		
" of cobalt, etc.....	513			Pearl, mother of.....	518		
" of iron.....		852		Pears.....	300		
" of tin.....	513			Pear trees.....	524		
Oysters.....	284	753	942	Pease.....	251	732	931
" seed and breeding.....	288			" seed.....	536		
P				Pecan nuts.....	305		
Packages.....	508			Pedometers.....	187		
Packing, rubber.....	394			Peel, candied.....	331		
Padly, rice.....	262			Felts, raw.....	351	786	963
Pads, stair.....	572			Pencils, lead.....	171		
Pails.....	650	899		Pencils, slate.....	542		
Paintings.....	508	851	998	Penknives.....	434		
Paints and varnishes.....	510	852	998	Pens, penholders, etc.....	172		
Palings.....		888		Perchlorate of ammonia.....	197		
Palm leaf, unmd.....	585			Perfusion coal cutters.....	449		
Palm nut cake.....	505			Perfumes, pomades and hair oil, all			
" meal.....	505			kinds.....	519		
" oil.....	382			Periodicals.....	154		
" spirits.....	140			Peroxide of barium.....	196		
Pamphlets, advertising.....	151			" soda.....	222		
Papaine.....	213			Persimmon wood.....	635		
Paper and manufactures of.....	162	706	918	Persis.....	213		
" board.....		707	919	Personal effects of subjects dying			
" cutters.....	450			abroad.....	127		
" felt.....		707	919	Pessarries.....	621		
" for cartridges.....	162			Petroleum.....	373		
				Pheasants.....	115		
				Phials, glass.....	359		
				Philosophical instruments.....	505	851	997
				Phonographs, gramophones.....	503		



## SESSIONAL PAPER No. 10b

Articles.	Imports.	Exports.		Articles.	Imports.	Exports.	
		Canadian.	Foreign.			Canadian.	Foreign.
P	Page	Page	Page	P	Page	Page	Page
Phosphate, acid.....	190	.....	.....	Plates, photographic, dry. ....	360	.....	.....
"    rock.....	247	.....	.....	"    plough.....	461	.....	.....
Phosphates.....	491	728	929	"    rolled.....	460	.....	.....
Phosphor bronze.....	213	723	.....	"    sheared or unsheared.....	460	.....	.....
Phosphorus.....	509	711	920	"    tin.....	496	.....	.....
Photographs.....	172	.....	.....	"    universal mill or rolled edge	461	.....	.....
"    press for use only as	360	.....	.....	steel.....	491	.....	.....
news pictures.....	505	.....	.....	Platinum condensers.....	491	.....	.....
Photographic dryplates.....	166	.....	.....	"    crucibles.....	491	.....	.....
Photographic instruments.....	503	848	996	"    pipe and tubing.....	491	.....	.....
"    paper.....	503	.....	.....	"    retorts, pans, etc.....	491	.....	.....
Pianofortes.....	504	.....	.....	"    wire.....	491	.....	.....
Piano and organ players, mechanical	504	.....	.....	Playing cards.....	163	.....	.....
Pianos and organs, parts of.....	637	888	.....	Ploughs.....	422	819	982
Pickets.....	312	.....	.....	Plumbago and manufactures of.....	492	844	993
Pickles and sauces.....	474	.....	.....	"    crucibles.....	187	.....	.....
Picks.....	520	.....	.....	Plum trees.....	524	.....	.....
Pictorial illustrations for schools.....	520	.....	.....	Plums.....	299	.....	.....
Picture frames.....	509	.....	.....	Plush, cotton.....	563	.....	.....
Pictures.....	113	.....	.....	"    hatters'.....	124	.....	.....
Pigeons.....	458	833	988	Pocket books.....	527	.....	.....
Pig iron.....	.....	852	.....	"    knives.....	434	.....	.....
Pigments, mineral.....	411	.....	.....	Poles, hop, hoop and telegraph.....	893	1020	.....
Pigs, copper.....	486	838	991	Polish.....	151	.....	.....
"    lead.....	499	.....	.....	Pollock.....	279	745	938
"    spelter.....	495	.....	.....	Pomades.....	519	.....	.....
"    tin.....	499	.....	.....	Pomatums.....	519	.....	.....
"    zinc.....	.....	892	1020	Pomegranates.....	298	.....	.....
Piling.....	565	.....	.....	Pontianac gum.....	205	.....	.....
Pillow cases, cotton.....	573	.....	.....	Popcorn, candied.....	331	.....	.....
"    "    linen.....	299	.....	.....	Porcelain ware.....	232	.....	.....
Pineapples.....	.....	886	.....	Pork, barrelled in brine.....	321	.....	.....
Pine deals.....	.....	884	.....	"    fresh.....	321	774	954
"    logs.....	637	.....	.....	Portable machines.....	449	.....	.....
"    pitch, lumber.....	.....	895	1021	Porter.....	134	.....	.....
"    red, timber.....	.....	895	1021	Portland cement.....	180	.....	.....
"    white, timber.....	491	.....	.....	Post Office parcels.....	517	.....	.....
Pins.....	175	.....	.....	Posters.....	160	.....	.....
Pipe clay.....	620	.....	.....	Posts.....	634	893	1020
"    mounts.....	502	.....	.....	Potash, bicarbonate of.....	213	.....	.....
"    organs.....	459	.....	.....	"    bichromate of.....	214	.....	.....
Pipes, cast iron.....	175	.....	.....	"    caustic.....	214	.....	.....
"    drain and sewer.....	486	.....	.....	"    chlorate.....	215	.....	.....
"    lead.....	620	.....	.....	"    muriate and sulphate of.....	215	.....	.....
"    tobacco.....	562	.....	.....	"    nitrate of.....	215	.....	.....
Piques, cotton.....	153	.....	.....	"    prussiate of.....	216	.....	.....
Pitch, bone.....	198	.....	.....	Potassium, cyanide of.....	202	.....	.....
"    Burgundy.....	529	.....	.....	Potatoes.....	341	780	959
"    coal.....	529	.....	.....	Potato diggers.....	422	.....	.....
"    pine.....	529	.....	.....	Potato spirits or oil.....	139	.....	.....
Plaits, straw, grass and Tuscan.....	122	.....	.....	Poultry.....	321	774	955
Planing mills, portable.....	450	.....	.....	"    living.....	113	691	909
Planks.....	.....	888	1018	Pounders.....	650	.....	.....
Plantains.....	298	.....	.....	Powder, blasting and mining.....	237	.....	.....
Plants and trees.....	521	853	999	"    gun, rifle, etc.....	238	.....	.....
Plaster, crude.....	547	859	1002	"    musket and cannon.....	238	.....	.....
Plaster of Paris.....	547	859	.....	Powders, baking.....	249	729	929
Plated ware.....	416	842	993	"    soap.....	386	.....	.....
Plates, aluminium.....	402	.....	.....	"    tooth and other.....	519	.....	.....
"    Canada.....	467	.....	.....	Prayer books.....	155	.....	.....
"    cold rolled.....	460	.....	.....	Precious stones and imitations of.....	528	.....	.....
"    engraved.....	527	.....	.....	Precipitate of copper.....	216	.....	.....
"    fashion.....	161	.....	.....	Preserves.....	303	.....	.....
"    for ships.....	469	.....	.....	Presses, lithographic.....	449	.....	.....

Articles.	Exports.			Articles.	Exports.		
	Imports.	Canadian.	Foreign.		Imports.	Canadian.	Foreign.
P	Page	Page	Page	R	Page	Page	Page
Presses, printing.....	449			Red lead.....	511		
Price lists.....	154			"    liquor.....	217		
Primers.....	239			"    pine timber.....		895	1021
Printed matter.....	153			"    prussiate of potash.....	216		
Printing and lithographic presses.....	449			Redwood.....	638		
Printing paper.....	167	707		Reeds bamboo.....	632		
Prints.....	509			"    for whips.....	632		
Prizes won in competition.....	529			Refrigerators.....	648		
Proprietary medicines.....	211			Refuse stone, not sawn, hammered; etc.....	548		
Provisions.....	316	768	951	Regalia.....	125		
Prunella cloth of wool.....	609			Registers, cash.....	179		
Prunes, dried.....	293			Rennet.....	323		
Psalm books.....	155			Repairs to ships.....	629		
Puddle bars, iron and steel.....	443			Resin or rosin.....	530		
Pulp of wood.....	650	900		Resin oil.....	382		
"    straw.....	550			Revolvers.....	440		
Pulpwood.....		900		Rhubarb root.....	218		
Pulque.....	141			Ribbons.....	589		
Pumice, silver and mineral soaps.....	387			Ribs, brass or iron, for umbrellas.....	492		
Pumice stone.....	111			Rice, cleaned.....	261		
Pumps.....	461			"    uncleaned.....	262		
Purses.....	527			Rice and rice flour.....		742	936
"    clasps for.....	415			Rice bran.....	263		
Putty.....	515			"    meal.....	263	742	936
"    dry, for polishing.....	110			Rifles.....	440	827	985
Pyrites.....		844		Rings for umbrellas.....	492		
Pyroligneous acid.....	188			Rivets, brass.....	407		
Pyroxylic spirits.....	143			"    copper.....	412		
Pyroxylin.....	216			"    iron or steel.....	457		
Q				Rockingham ware.....	231		
Quails.....	115			Rods, brass.....	405		
Quartz, crystallized.....	493			"    iron and steel.....	428		
"    gold-bearing.....		813	980	"    nail for mfr. of horseshoe nails.....	455		
Quassia juice.....	216			"    rolled round wire.....	483		
Quicksilver.....	217			Rolled oats.....	256	737	934
Quills.....	529			Rollers, copper.....	413		
Quilts, cotton.....	565			Rollers, farm, road or field.....	419		
Quince trees.....	525			Rolling mill machines.....	450		
Quinces.....	300			Rolling pins.....	650		
Quinine, salts of.....	217			Rolls of chilled iron or steel.....	463		
R				Roofing, corrugated.....		844	993
Radium.....	217			Roofing of slate.....	541		
Rags.....	631	881	1016	Roots, medicinal.....	218	722	
Rails.....	462			Rope.....	553	862	1004
Railway cars.....	625			Rose bushes.....	525		
"    or road scrapers.....	627			Rosewood.....	638		
"    rugs.....	611			Rosin, tar, pitch and turpentine.....	529	853	999
"    ties.....	634	893	1020	Rubber, hard, in sheets.....	393		
Raisins, dried.....	294			"    and manufactures of.....	391	802	975
Rakes.....	423	819		"    cement.....	397		
Rape seed.....	536			"    crude.....	394		
Raspberries.....	297			"    heads for whips.....	632		
Raspberry bushes.....	525			"    waste.....	395	804	976
Rasps.....	475			"    other.....	397	804	976
Rattan.....	633			Rugs.....	551		
Reapers.....	423	820	982	"    railway.....	611		
Records for phonographs, etc.....	503			Ruling machines.....	450		
Red cedar.....	635			Rum.....	144		914
				"    bay.....	518		
				"    shrub.....	141		
				Runners for umbrellas.....	492		

## SESSIONAL PAPER No. 10b

Articles.	Imports.			Exports.		
	Page	Canadian.	Foreign	Page	Canadian.	Foreign
<b>R</b>						
Russia iron.....	467					
Rye .....	252	733	931			
" flour .....	256					
<b>S</b>						
Saddlery and harness .....	356	790	966			
Saddles, stirrup and saddle trees.....	618					
Sad irons.....	464					
Safes, doors for.....	464					
" iron.....	464					
Safflower.....	218					
Saffron.....	218					
Sago.....	263					
Sago flour .....	263					
Sail boats.....	628					
Sails.....	589	867	1007			
Sail twine.....	579					
Sal ammoniac.....	218					
Salmon.....	285	753	942			
Sal soda.....	223					
Salt cake .....	224					
Salt from U. K. or for fisheries.....	324					
" in bags, barrels, etc .....	325					
" in bulk .....	324	776	956			
Saltpetre.....	215					
Salts, glauber.....	219					
Sand.....	546	859	1002			
Sandarac gum.....	205					
Sand paper.....	111					
Sandstone.....	543					
Sapolo.....	387					
Sappato gum.....	206					
Sardines.....	276					
Sarsaparilla.....	218					
Sashes and blinds .....		897	1023			
Satchels.....	527					
Sateens.....	561					
Sauces.....	314					
Sausage casings.....	325	777	957			
Saw-dust.....	641					
Saw-mill machines.....	450					
Saw-mills portable.....	450					
Saws, steel for.....	471					
Saws.....	475					
Scales.....	464					
Scantling.....		889				
Scenery and costumes, theatrical.....	186					
Scientific apparatus for use in public hospitals.....	532	851	997			
Scientific associations, books printed by.....	155					
Schiedam and other schnapps.....	141					
Scrapers, road or railway.....	627					
Scrap brass.....	407	811	979			
" lead.....	486					
" iron.....	465	833	989			
" iron wrought, from vessels wrecked.....	465					
Scraps, grease.....	368	793	968			
Screws, not iron.....	493					
" wood screws.....	466					
Scrims, cotton.....	562					
Soythes.....	423					
<b>S</b>						
Sea grass and sea weed.....	585					
Seal oil.....	370	794	969			
Seeders.....		821				
Seedling stock for grafting.....	525					
Seeds, clover.....	534	854	999			
" flax.....	534	854	999			
" grass.....	534	855	1000			
" other.....	535	855	1000			
Seines for fisheries.....	248					
Senega root.....		723				
Senegal gum.....	205					
Separators, cream.....	434	825	984			
" cream, bowls for.....	434					
Serums.....	196					
Sesame seed oil.....	382					
Settlers' effects.....	537	856	1001			
Sewer pipes.....	175					
Sewing machines.....	451	828	986			
Sewing and embroidery silk.....	593					
Shaddocks.....	299					
Shades, gas-light, lamp, etc.....	415					
Shafting, steel, turned, compressed or polished.....	467					
Shale, products of .....	374					
Shapes, structural .....	430					
Shawls, cotton.....	567					
" silk .....	590					
" woollen.....	605					
Sheep .....	115	692	909			
" skins, tanned.....	353	786				
Sheeting, cotton.....	565					
Sheet iron or steel for ships.....	469					
" iron or steel.....	467					
" lead.....	485					
" tin.....	496					
" zinc.....	499					
Sheets, aluminium.....	402					
" brass.....	405					
" rubber.....	393					
Shells, tortoise and other.....	621					
Shingle bolts.....		893				
Shingles.....	640	890				
" metallic.....		844	993			
Ships.....	629	880	1015			
Ships and vessels, repairs on.....	629					
Ship stores.....	128					
" manufactured articles for.....	469					
" beams, sheets, plates, etc., for.....	469					
" wire rigging for.....	482					
Shirt waists.....	556					
Shirts, cotton.....	557					
" linen.....	572					
" silk.....	590					
" woollen.....	606					
Shoddy.....	596					
Shoe blacking.....	151					
" buttons.....	120					
" laces .....	125					
" lace wire fasteners.....	407					
" shanks, steel for.....	472					
Shoemakers' ink.....	151					
Shoes, horse, mule and ox .....	442					
" India-rubber and gutta-percha.....	892	802	97			



Articles.	Imports.	Exports.		Articles.	Imports.	Exports.	
		Can-	Foreign			Can-	Foreign
S	Page	Page	Page	S	Page	Page	Page
Shoe, leather.....	356	789	965	Soda arseniate.....	219	...	...
Shooks.....	487	891	1019	" ash.....	219	...	...
Shot, lead.....	318	...	...	" bicarbonate of.....	219	...	...
Shoulders, meat.....	647	...	...	" bin-arseniate.....	219	...	...
Shovel handles.....	424	...	...	" bisulphite.....	220	...	...
Shovels of iron or steel.....	451	...	...	" caustic.....	220	...	...
Shovels, steam and electric.....	151	...	...	" chlorate.....	221	...	...
Show cards, advertising.....	649	...	...	" hyposulphite of.....	221	...	...
" cases.....	526	853	999	" nitrate of.....	222	...	...
Shrubs.....	424	...	...	" nitrite of.....	222	...	...
Sickles.....	485	...	...	" peroxide.....	222	...	...
Side lights.....	318	...	...	" prussiate and sulphite.....	225	...	...
Sides, meat.....	513	...	...	" stannate.....	219	...	...
Siennas.....	538	...	...	" sulphate of, etc.....	224	...	...
Signs.....	493	...	...	Sodium, cyanide of.....	202	...	...
Silex.....	223	...	...	" hyposulphite.....	224	...	...
Silicates of soda.....	592	...	...	Sole leather.....	354	788	964
Silk cocoons.....	593	...	...	Sounds (fish).....	...	747	939
" floss.....	123	...	...	Soy.....	315	...	...
" hats.....	594	...	...	Spade and shovel blanks.....	425	...	...
" in the gum.....	590	868	1007	Spades.....	424	...	...
" and manufactures of.....	594	...	...	Spanish cedar.....	638	...	...
" raw.....	593	...	...	Spar, ornaments of.....	239	...	...
" sewing.....	593	...	...	Sparkling wine.....	148	...	...
" twist.....	416	813	...	Spars and masts.....	...	892	1020
Silver, and manufactures of.....	489	...	...	Specimens, botanical.....	173	...	...
" German, and manufactures of.....	...	814	...	" entomological.....	173	...	...
" metallic in ore, etc.....	489	...	...	Specimens, models and wall diagrams for illustration of natural history for universities and public museums	539	...	...
Silver nickel.....	249	...	...	Spectacles.....	507	...	...
Sinkers.....	133	...	...	Speedometers.....	187	...	...
Sinks.....	177	...	...	Spelter.....	499	...	...
Sizing cream.....	177	...	...	Spermaceti oil.....	371	...	...
" enamel.....	470	...	...	Spiegeleisen.....	437	...	...
Skates and parts of.....	111	...	...	Spices, ground and unground.....	326	...	...
Skeletons.....	470	...	...	Spikes.....	455	...	...
Skelp iron.....	628	...	...	Spirits.....	139	698	913
Skiffs.....	151	...	...	Spirits, and strong waters.....	225	...	...
Skins of animals not native to Canada for taxidermic purposes.....	348	785	962	" methylated.....	143	...	...
Skins, animal, marine.....	350	...	...	" of wine.....	142	...	...
" dried, salted or pickled.....	367	...	...	" perfumed.....	518	...	...
" for gold-beaters.....	348	784	962	" pyroxilic.....	143	...	...
" fur.....	325	...	...	" wood.....	143	...	...
" sausage.....	354	...	...	Splints, match.....	...	899	...
" tanned.....	443	...	...	Spokes.....	641	...	...
Slabs, iron or steel.....	541	...	...	Sponges.....	539	...	...
Slate and manufactures of.....	541	...	...	Spools and spool wood.....	...	899	1024
Slates, school and writing.....	626	...	...	Sporting goods.....	...	856	1001
Sleds.....	474	...	...	Springs.....	471	...	...
Sledges of iron or steel.....	634	893	1020	Spring mattresses.....	401	...	...
Sleepers and railway ties.....	627	...	...	Spruce deals.....	...	886	1018
Sleighs.....	...	759	...	Spruce logs.....	...	884	...
Smelts.....	424	...	...	Spurs and stiltis for earthenware.....	539	...	...
Snaths.....	619	...	...	Square reeds.....	632	...	...
Snuff.....	385	800	973	Squares, iron.....	428	...	...
Soap.....	386	...	...	Squid.....	288	...	...
" powders.....	387	...	...	Squills.....	218	...	...
" pumice, silver and mineral.....	385	...	...	Stair pads.....	572	...	...
" soft and liquid.....	386	...	...	Stamp mills.....	449	...	...
" toilet.....	387	...	...	Stannate of soda.....	219	...	...
" whale oil.....	237	...	...	Starch.....	539	857	1001
Sockets, electric.....	557	...	...	Stationery.....	153	712	918
Spocks and stockings, cotton.....	591	...	...	Statuettes.....	243	...	...
" " silk.....	606	...	...	Staves and headings.....	634	891	1019
" " woollen.....	...	...	...				



## SESSIONAL PAPER No. 10b

Articles.	Exports.			Articles.	Exports.		
	Imports.	Canadian.	Foreign.		Imports.	Canadian.	Foreign.
S	Page	Page	Page	S	Page	Page	Page
Stave bolts .....	634	894	...	Switches, iron and steel .....	463	...	...
Steam engines, locomotive .....	436	...	...	Swivels (for fish hooks) .....	249	...	...
"    portable .....	446	...	...	Swords .....	429	...	...
"    other .....	437	...	...	Sycamore .....	639	...	...
Stearic acid .....	190	...	...	Syrup, maple .....	329	778	...
Steel balls for use on bearings, etc. ....	427	...	...	"    sugar-house .....	779	958	...
Steel and manufactures of .....	418	815	980				
Steel bars .....	428	...	...	T			
Steel bridges, parts of .....	430	...	...	Table cloths .....	573	...	...
Steel rolled for saws, etc. ....	471	...	...	Tableware, china, porcelain, etc. ....	233	...	...
Stereotypes .....	493	845	993	Tableware, glass .....	359	...	...
Sticks, umbrella, etc. ....	492	...	...	Tablets for typewriters, with mov-			
"    walking .....	649	...	...	able figures .....	622	...	...
Stilts for earthenware .....	534	...	...	Tacks .....	473	...	...
Stockinettes .....	596	...	...	Tafia .....	141	...	...
Stockings, cotton .....	557	...	...	Tagging metal .....	495	...	...
"    silk .....	591	...	...	Tailors' irons .....	464	...	...
"    woollen .....	606	...	...	Tails, undressed .....	348	...	...
Stone and manufactures of .....	543	857	1002	Tallow .....	388	801	974
"    crushed .....	...	858	...	"    candles .....	367	793	368
"    for grindstones .....	...	859	...	Talc, ground .....	548	...	...
Stone, marble and slate .....	540	857	1002	Tamarack logs .....	...	885	...
Stones, precious, in rough .....	528	...	...	Tampico fibre .....	583	...	...
Stone, pumice .....	111	...	...	Tannic acid .....	191	...	...
Stoneware .....	231	...	...	Tanning articles .....	203	...	...
Stoves .....	472	834	989	Tape .....	565	...	...
Straw .....	550	861	...	"    lines .....	550	...	...
Strawberries .....	297	...	...	"    yarn for .....	615	...	...
Straw board .....	168	...	...	Tapestry, jute .....	580	...	...
Straw-cutters .....	447	...	...	"    carpets .....	602	...	...
Straw hats .....	123	...	...	Tapioca .....	263	...	...
Straw plait .....	122	...	...	"    flour .....	264	...	...
Straw pulp .....	550	...	...	Tar base .....	530	...	...
Strings, cat-gut .....	391	...	...	Tar, coal and pine .....	530	853	999
Strips aluminium .....	402	...	...	Tar and pitch, coal .....	531	853	...
"    brass .....	406	...	...	"    pine .....	531	853	...
"    copper .....	412	...	...	Tarpaulins .....	...	867	1007
Structural shapes .....	430	...	...	Tarred paper .....	168	...	...
Structural work .....	430	...	...	Taraxacum .....	218	...	...
Sugar candy .....	331	777	957	Tartar, cream of .....	201	...	...
"    glucose .....	328	...	...	Tartar emetic, etc .....	195	...	...
"    house syrup .....	...	779	958	Tartaric acid crystals .....	226	...	...
"    maple .....	329	778	...	Tassels .....	240	...	...
"    syrups and molasses .....	328	777	957	Tea .....	334	...	959
"    all kinds .....	328	779	958	Tea lead .....	487	...	...
Sulphate of alumina .....	192	...	...	Teasels .....	550	...	...
"    ammonia .....	192	...	...	Teak, African .....	635	...	...
"    copper .....	225	...	...	Teeth, artificial .....	551	...	...
"    iron .....	225	...	...	Telegraph Co., A. A., articles for ..	129	...	...
"    nicotine .....	212	...	...	"    instruments .....	237	...	...
"    potash .....	215	...	...	"    insulators .....	237	...	...
Sulphate of soda .....	224	...	...	"    poles .....	...	893	1020
"    and chloride of zinc .....	230	...	...	Telephones .....	237	...	...
Sulphur .....	197	...	...	Tents .....	...	867	1007
Sulphuric acid .....	191	719	925	Terra cotta, ornaments of .....	239	...	...
"    ether .....	226	...	...	Terra Japonica .....	227	...	...
Sumac .....	199	...	...	Text books .....	156	...	...
Sunshades, all kinds .....	126	...	...	Textiles .....	551	862	1004
Surgical dressings, antiseptic .....	226	...	...	Textiles—Recapitulation .....	616	869	1009
Surgical instruments .....	473	...	...	Theatrical costumes and scenery ..	186	...	...
Suspenders .....	118	...	...	Thorium, nitrate of, for gas mantels.	186	...	...
Sweepings, jewellers' gold and silver.	495	845	994	"    " .....	227	...	...
Sweetened and fruit syrups .....	137	...	...	Thread, cotton, sewing .....	567	...	...
Swine .....	116	692	910				

9 GEORGE V, A. 1919

Articles.	Imports.	Exports.		Articles.	Imports.	Exports.	
		Can-	Foreign			Can-	Foreign
T	Page	Page	Page	T	Page	Page	Page
Thread, crotchet cotton.....	566			Turtles.....	621		
" linen.....	580			Tuscan plaits.....	122		
" on spools.....	567			Tweeds.....	610		
" rubber.....	396			Twine and manufactures of.....	555	862	1004
" tinsel.....	244			" binder.....	553	862	1004
Threshers and separators.....	452	829	986	" sail.....	579		
Threshing machines, parts.....	452			" or yarn of paper.....	169		
Ties, railway.....	634	893	1020	Twines.....	553	862	1004
Tiles, earthenware.....	233			Twist, silk.....	593		
Timber, square.....	641	894	1021	Type.....	497		
Tin and manufactures of.....	495	845	994	" making accessories for printing			
Tin, bichloride of.....	196			presses.....	453		
Tinsel, thread.....	244			" metal.....	498		
Tin foil.....	496			Typesetting machines.....	453	823	986
Tin strip waste.....	497			Typewriters.....	453	829	987
Tinctures containing spirits.....	225			Tires, locomotive, etc.....	474		
Tips, studs and eyes for manufacture				" of rubber for vehicles of all			
of corset clasps.....	497			kinds.....	396		
Tobacco and manufactures of.....	616	871	1009				
" pipes, cigar holders, etc., all				U			
kinds.....	620			Undershirts and drawers of cotton..	558		
Toilet preparations.....	518			" " silk.....	591		
" sets.....	244			" " wool.....	607		
" soap.....	386			Ultramarine blue.....	515		
Tomatoes, fresh and in cans.....	342			Umbers.....	513		
Tongues.....		774	955	Umbrellas, materials for.....	492		
" and sounds.....		747	939	" parasols and sunshades.....	126		
Tonquin beans.....	227			" sticks or handles.....	649		
Tools and implements.....	474			Unenumerated articles.....	653		
" track.....	474			Union collar cloth paper.....	169		
Tooth powders.....	519			Universal mill or rolled edge steel			
Topographical globes.....	158			plate.....	461		
Torpedoes.....	237			Upper leather.....	354	788	964
Tortoise and other shells.....	621			Urinals.....	133		
Tow of flax.....	578	866					
Towels, cotton.....	568			V			
" linen, etc.....	580			Vacuum cleaners, hand.....	179		
Toys, of all kinds.....	244			Vaccine and ivory vaccine points.....	228		
Traction ditching machinery.....	453			Valerian.....	218		
Trawls.....	249			Valises.....	621	873	1012
Tragacanth gum.....	205			Vanilla beans.....	228		
Treenails.....	641			Varnish, liquid dryers, etc.....	516	852	998
Trees.....	521	853	999	Vaseline.....	228		
Tricycles.....	623			Vaults.....	464		
Trimmings, etc.....	244			Vegetable fibres.....	584		
Trinitrotoluol.....	197			" manures.....	247		
Trout, lake.....		757	943	Vegetables.....	341	780	959
Trunks, hat boxes, carpet bags, val-				" labels for.....	159		
ises, etc.....	621	873	1012	Vehicles and vessels.....	622	873	1012
Trusses.....	621			Vehicles.....	622	873	1012
Tubing, brass.....	408			" motor.....	622	873	1012
" brass covered.....	476			Velveteens.....	563		
" copper.....	413			Velvets, cotton.....	564		
" iron and steel.....	471			" silk.....	592		
" iron boiler.....	477			Veneers, ivory.....	399		
" zinc.....	500			" wood.....	641		
Tubs, wood.....	650	899		Verdigris.....	229		
" bath.....	133			Vernicelli.....	261		
Tubular bow sockets, steel for.....	469			Vermouth.....	144		
Tufa.....	111			Vessels and ships and repairs on.....	629		
Turmeric.....	227			" beams, sheets, etc., for.....	469		
Turnip seed.....	537			" materials, ex-warehoused for			
Turnips.....		781		construction of.....	630		
Turpentine, spirits of.....	531						

## SESSIONAL PAPER No. 10b

Articles.	Exports.			Articles.	Exports.		
	Imports.	Canadian.	Foreign.		Imports.	Canadian.	Foreign.
V	Page	Page	Page	W	Page	Page	Page
Vines, grape.	523			White zinc.	516		
Vinegar.	344	783	960	Whiting.	515		
Vitriol, blue.	225			" gilders.	515		
Vulture feathers.	242			Window blinds of paper.	169		
				Window cornices and cornice poles of all kinds.	632		
W				Window, glass.	360		
Wads, gun.	239			" sashes.	649		
Wagons.	627	878	1014	" shade rollers.	632		
Walking sticks.	649			" shades.	597		
Wall paper.	165	709	919	Windmills.	454		
Walnut wood.	639			Wines, medicinal.	229		
Walnuts.	306			" non-sparkling.	147	702	916
Ware, agate, granite or enamelled iron or steel.	478			" sparkling.	148		
Ware, china and porcelain.	232			" spirits of.	142		
" fibre, indurated or vulcanized.	583			Wire, Bessemer and homo.	479		
" hollow, black or coated.	478			" brass.	408		
" plated and gilt.	416			" buckthorn and strip.	479		
" table, glass.	359			" copper.	413		
Warps.	568			" crucible cast steel.	480		
Wash boards.	650			" fencing, barbed.	479		
Washes, hair, tooth, etc.	519			" for boots and shoes.	498		
" toilet.	519			" nails.	456	835	990
Washing machines.	454	830	987	" cloth, brass.	408		
Waste from cotton, woollen fabrics, etc.	596	881	1016	" " copper.	413		
Waste, rubber.	395	804	976	" " other.	481		
Watches, watch cases.	182			" single or several, covered.	480		
Watch, actions and movements.	182			" 16 gauge or thinner.	481		
Watercolours.	508			" platinum.	491		
" mineral.	138	697	913	" rigging.	482		
Waters, Cologne, and lavender.	518			" rods for wire manufacture.	483		
Wax, bees.	388			" rope, iron or steel.	482		
" mineral.	389	801		" iron and steel, all other.	484	836	
" paraffine.	388			" except iron and steel.	498		
" paraffine, candles.	389			" tinsel.	244		
" sealing.	389			" twisted.	498		
" vegetable or mineral.	389			Women's and children's dress goods, etc.	608		
Wearing apparel.	118	693	911	Wood alcohol.	143	700	915
" " of cotton.	556			Wood for fuel.	642	882	
" " linen.	572			Wood and manufactures of.	632	882	1017
" " silk.	590			" unmanufactured, Total.	642	896	1022
" " wool.	605			" manufactured, Total.	651	901	1025
Webbing.	596			" and mfrs. of—Recapitulation.	652	902	1025
Wedges.	474			Wood pulp.	650	900	
Weeders.	418			" serews.	466		
Weighing beams.	464			Woodenware.	650	899	1024
Whalebone, unmanufactured.	631			Wool, cotton.	565		
Whale oil.	371	794		" manufactures of.	597	868	1008
" soap.	387			" not further prepared than washed.	612	869	1008
Wheat.	252	733	932	" steel.	472		
" flour.	257	738	934	Woollen fabrics.	607		
Wheel-barrows.	628			Worm gut.	391		
Wheels, emery.	110			Worsted, manufactures of (in wool).	613		
Whips.	631			Wrapping paper.	170	709	919
Whips, articles for manufacture of.	632			Wringers, clothes.	183	830	987
Whip gut.	391			Writing slates.	541		
Whiskey.	145	698	914				
Whisks.	177	714	922	X			
White ash lumber.	639			Xyolite, xylonite, etc.	180		
White lead, dry.	512						
Whitewood lumber.	636						





# REPORT

OF THE

## Board of Grain Commissioners for Canada

For the Crop Year ended August 31, 1918,  
and the Close of Navigation  
1918

*PRINTED BY ORDER OF PARLIAMENT*



OTTAWA  
J. DE LABROQUERIE TACHÉ  
PRINTER TO THE KING'S MOST EXCELLENT MAJESTY

1919

[No. 10c—1919.]



FORT WILLIAM, Ont., January 31, 1919.

Right Hon. Sir GEORGE E. FOSTER, K.C.M.G.,  
Minister of Trade and Commerce,  
Ottawa, Ontario.

SIR,—We have the honour to submit the following report as required by section 14, chapter 27, 2 George V, "An Act respecting Grain."

We have the honour to be, sir,

Your obedient servants,

LESLIE H. BOYD,  
*Chief Commissioner.*

J. P. JONES,  
*Grain Commissioner.*

W. D. STAPLES,  
*Grain Commissioner.*

R. HETHERINGTON,  
*Secretary.*





## TABLE OF CONTENTS.

	PAGES.
CHAPTER 1.	
Examiners, Standard and Survey Boards—	
I. Board of Grain Examiners.....	7
II. Grain Standards Boards.....	7-8
III. Grain Survey Boards.....	8-9
CHAPTER 2.	
Report of Chief Inspector.....	10
CHAPTER 3.	
Report of the Registrar.....	11
CHAPTER 4.	
Report of Chief Weighmaster.....	11-18
CHAPTER 5.	
Report <i>re</i> Licensing and Bonding—	
(a) Licensing and Bonding.....	19
(b) Loading Platforms.....	19
(c) Cars out of turn.....	20
(d) Complaints.....	20
(e) Defaults.....	20-21
CHAPTER 6.	
Elevator Tariffs—	
(a) Tariff—Terminal Elevators, 1918-19.....	22-23
(b) Tariff—Interior Terminal Elevators, 1918-19.....	25-27
(c) Tariff—Country Elevators, 1918-19.....	27-29
CHAPTER 7.	
Official Weigh-up, 1918.....	30-79
CHAPTER 8.	
Sessions held by the Board.....	80-81
CHAPTER 9.	
Revenue and Expenditure.....	82-84



## CHAPTER I.

## EXAMINERS, STANDARD AND SURVEY BOARDS.

## PART I.—BOARDS OF GRAIN EXAMINERS.

1. *Western*.—W. L. Parrish, A. R. Hargraft, G. V. Hastings, D. Horn, Prof. S. A. Bedford, Prof. J. Bracken, Saskatoon, and C. N. Bell, Secretary.

2. *Toronto*.—John Carrick, Thos. Flynn, A. O. Hogg, W. D. Matthews, C. B. Watts, F. G. Morley, Secretary.

3. *Montreal*.—A. G. Burton, Jas. Carruthers, C. S. Esdaile, E. S. Jaques, Adam G. Thompson, and J. S. Cook, Secretary.

The Boards of Grain Examiners did not meet during the year ending August 31, 1918.

## PART II.—THE GRAIN STANDARDS BOARDS.

1. *Western*.—Peter Ferguson, Tate, Sask.; R. J. Phin, Moosomin, Sask.; Christian Johnson, Baldur, Man.; Jas. Riddell, Rosebank, Man.; D. W. McCuaig, Portage la Prairie, Man.; Hon. W. R. Motherwell, Regina, Sask.; F. W. Sirrett, Minnedosa, Man.; Wm. Lothian, Victoria, B.C.; K. Campbell, Brandon, Man.; W. A. Matheson, Winnipeg, Man.; W. A. Black, Montreal, Que.; G. R. Crowe, Chairman, Winnipeg, Man.; Thos. A. Crane, Montreal, Que.; A. R. Hargraft, Winnipeg, Man.; M. McLaughlin, Toronto, Ont.; W. H. Fairfield, Lethbridge, Alta.; C. B. Watts, Toronto, Ont.; John I. McFarland, Strathcona, Alta.; Wm. Carson, Calgary, Alta.; D. Horn, Winnipeg, Man.; T. A. Crerar, Winnipeg, Man.; J. W. Scallion, Virden, Man.; D. D. Young, Winnipeg, Man.; C. Tilt, Winnipeg, Man.; Andrew Kelly, Winnipeg, Man., and C. N. Bell, Secretary, Winnipeg, Man.

2. *Eastern—Toronto*: C. W. Band, Murray Brown, John Carrick, Thos. Flynn, F. W. Hay, A. O. Hogg, W. D. Matthews, J. T. Melady, H. L. Rice, C. B. Watts, D. B. Wood, F. G. Morley, Secretary.

*Montreal*: H. D. Dwyer, Jos. Quintal, A. P. Stewart, Adam G. Thompson, Norman Wight, J. S. Cook, Secretary.

## COPY OF MINUTES OF WESTERN GRAIN STANDARDS BOARD MEETING.

WINNIPEG, Man., October 25, 1918.

*The Board of Grain Commissioners, Fort William., Ont.*

DEAR SIRS,—I beg to report that the Standards Board met yesterday and selected samples for commercial grades of Nos. 4, 5, and 6 wheat, with a provision that all wheat not fit to be graded No. 6 be graded as "Feed" in the discretion of the inspector.

Further, the provision that "Feed Barley" shall include all damaged barley weighing less than 42 pounds to the bushel, in the discretion of the inspector.

The board also passed the following resolution regarding substitutes for wheat flour:—

*Resolution of the Western Grain Standards Board relative to the present policy of the Canada Food Board in regard to substitutes for Wheat Flour.*—Passed October 24, 1918.

9 GEORGE V, A. 1919

Whereas, the grain crop of the Prairie Provinces is being moved slowly because of labour and other transportation conditions;

And Whereas, large areas in Alberta and Saskatchewan are short of oats, and it is difficult to secure oats either for seed or for milling purposes, or for feed, and much more for substitutes, except at a very high price; and the same applies to barley;

And Whereas, it is not economical, either as regards transportation facilities or financial cost, to import into the Prairie Provinces foodstuffs either from the United States or from Eastern Canada;

It is therefore hereby resolved by the Grain Standards Board, that while it is desirable as far as practicable for the people of Western Provinces to support the allied policy of the common loaf, yet, under the actual conditions now existing in the Prairie Provinces, any attempt at enforcing this will cause, and indeed has already caused, much inconvenience and loss to the people of these provinces in general; will cause inconvenience and loss to milling and distributing industries, will tend to increase the tax upon the heavily burdened transportation facilities that are available, and at the same time will not really, to any appreciable degree, promote the conservation of food, and the Canadian Food Board is hereby requested to take into consideration the advisability of an alternative procedure for the Western Provinces, namely, the non-importation of substitutes for wheat into the Western Provinces, and the promotion of wheat conservation by an increased flour extraction.

C. N. BELL, *Secretary*.

## COPY OF MINUTES OF EASTERN GRAIN STANDARDS BOARD MEETING.

TORONTO, October 28, 1918.

*Board of Grain Commissioners for Canada.*

DEAR SIRs,—I beg to give the following report as to the proceedings at the Annual Meeting of the Eastern Grain Standards Board held in Toronto on the 28th day of October, last.

Present: Messrs. Brown, Carrick, Flynn, Hogg, and Melady; Mr. A. O. Hogg in the chair.

### *Commercial Grades—Season 1918.*

Owing to the absence of suitable samples, the fixing of a commercial grade of wheat was adjourned until a later date.

The meeting then adjourned.

A. O. HOGG, *Chairman*.

F. G. MORLEY, *Secretary*.

Memo.—Owing to samples not being obtained, no commercial grades were made.

## PART III.—GRAIN SURVEY BOARDS.

1. *Winnipeg*.—C. V. Hastings, G. R. Crowe, D. D. Young, W. W. McMillan, W. A. Matheson, W. L. Parrish, Alex Reid, W. H. McWilliams, Thos. Thompson, and C. N. Bell, *Secretary*.



## SESSIONAL PAPER No. 10c

2. *Calgary*.—Wm. Carson, Angus C. Robertson, C. M. Hall, E. S. Munroe, W. W. Cumming, Arthur Pierson, E. J. Fream, D. O. McHugh, Secretary.

3. *Toronto*.—C. W. Band, Murray Brown, John Carrick, D. O. Ellis, Thos. Flynn, A. O. Hogg, E. D. Mathews, J. T. Melady, H. Shaw, C. B. Watts, and F. G. Morley, Secretary.

4. *Montreal*.—C. B. Esdaile, A. G. Burton, Jas. Carruthers, E. S. Jaques, Jos. Quintal, Adam G. Thompson, and J. S. Cook, Secretary.

## REPORTS of the Survey Boards for the year ended August 31, 1918.

	No. of Surveys Held.	No. of Cars Raised.	No. of Cars Lowered.	No. of Cars Sustained.
Winnipeg.....	292	7	21	264
Calgary.....	115	22	14	79
Toronto.....	9	3	Nil.	6
Montreal.....	Nil.	Nil.	Nil.	Nil.

## CHAPTER II.

## REPORT OF MR. GEO. SERLS, CHIEF GRAIN INSPECTOR.

*To the Board of Grain Commissioners.*

GENTLEMEN,—Herewith I submit to you my annual report for the crop year ending August 31, 1918.

## WESTERN INSPECTION DIVISION.

There were inspected for the crop of 1917-18 a total of 171,080 cars, made up as follows:—

127,765 cars wheat	4,476 cars flax
30,088 " oats	531 " rye
7,380 " barley	840 " screenings.

The number of cars inspected at each inspection point was as follows:—

Winnipeg.....	146,716
Calgary.....	8,442
Moosejaw.....	4,682
Saskatoon.....	7,441
Medicine Hat.....	3,019
Vancouver.....	69
Superior.....	714

The quality of the wheat of this crop was exceptionally good, 84 per cent grading into the contract grades.

## EASTERN INSPECTION DIVISION.

The work done in the Eastern Division for the crop year 1917-18 was considerably in excess of the previous year.

Montreal was practically self-sustaining, showing a small deficit of only \$137.69. At Toronto, while the volume of work done was greater than the previous year, there was a considerable deficit, amounting to \$2,253.67. This is accounted for by the fact that the railway yards where the sampling is done are very far apart, which makes the cost of doing the work greater than the revenue derived.

Yours truly,

GEO. SERLS.

SESSIONAL PAPER No. 10c

## CHAPTER III.

## REPORT OF MR. GEO. SERLS, REGISTRAR.

*To the Board of Grain Commissioners.*

GENTLEMEN,—I herewith submit my annual report for the work done by the Registration Department for the year ending August 31, 1918.

The total number of bushels registered for this crop was 161,934,612.

The number of bushels cancelled—164,292,786—was made up as follows:—

## Grain registered:—

Wheat.....	113,771,098
Oats.....	35,422,814
Barley.....	7,462,186
Flax.....	4,124,131
Mixed grain.....	800,875
Rye.....	328,424
Corn.....	3,790
Timothy seed.....	21,294

## Registered for cancellation:—

Wheat.....	115,218,763
Oats.....	36,204,250
Barley.....	7,205,069
Flax.....	4,305,503
Mixed grains.....	1,005,133
Rye.....	327,235
Corn.....	3,658
Timothy seed.....	23,175

Yours truly,

GEO. SERLS.

## REPORT OF THE CHIEF WEIGHMASTER, J. G. WHITE.

*To the Board of Grain Commissioners.*

GENTLEMEN,—Herewith I beg to submit my report for the year ending August 31, 1918.

## SCALES.

There are at present one hundred and eighty-four (184) scales in use in the elevators at Fort William and Port Arthur, an increase of four (4) over last year. Owing to the closing of C.N. "B" and Horns elevators, fifteen (15) scales went out of use, and nineteen (19) scales were installed in the new elevators erected, viz., eight (8) in the Saskatchewan Co-operative, four (4) in the Canadian Feed Milling Company, and seven (7) in the Eastern Terminal, Port Arthur, which, with the thirty-nine (39) scales in the Government Interior Terminals, make a total of two hundred and twenty-three (223) scales under my jurisdiction and subject to my inspection.

## SCALE INSPECTION.

All scales have been kept accurate and in first-class repair and have had two (2) thorough inspections during the year, in addition to which there have been a number of special tests made where the accuracy of weights was in question.

9 GEORGE V, A. 1919

One of these was the regular annual inspection provided for by Regulation 13 of the Weights and Measures Act, and for this inspection certificates of verification were issued and fees covering were collected and remitted to the inspectors of the different Divisions, as follows:—

For Fort William and Port Arthur, to R. McKay, Winnipeg.....	\$940.15
Moosejaw, to D. J. McLean, Regina.....	37.80
Saskatoon, to C. W. Johnston, Saskatoon.....	37.20
Calgary, to G. Fyfe, Calgary.....	37.80
Vancouver, to J. J. Dulton, Vancouver.....	46.95
Making a total collection of.....	\$1,099.90

(See detailed statement attached.)

Apart from the annual inspection I have, as chief weighmaster, made for the Board a second inspection during the year of all scales under my jurisdiction in the elevators at Fort William and Port Arthur, and the Government interior elevators at Moosejaw, Saskatoon, Calgary, and Vancouver.

#### EASTERN SCALE INSPECTION.

Inspection of scales in the elevators at the Bay ports and Eastern terminals is made semi-annually by Mr. A. A. Bowen, Inspector and Weighmaster for the Eastern Division, who sends to the Chief Weighmaster's office, monthly, reports of inspections made in his territory.

#### WEIGHING STAFF.

Number of employees on the weighing staff at Fort William and Port Arthur on September 1, 1917.....	92
Office Staff, September 1, 1917.....	6
Total.....	98
Laid off at close of navigation, 1917.....	17
Re-engaged, May 1918.....	81
Resigned, to September 1, 1918.....	0
At Fort William and Port Arthur, September 1, 1918.....	75
Kenora.....	1
Keewatin.....	1
Winnipeg.....	12
Portage la Prairie.....	4
Boissegvain.....	1
Souris.....	1
Oak Lake.....	1
Moosejaw.....	2
Saskatoon.....	3
Medicine Hat.....	4
Calgary.....	6
Strome.....	1
Edmonton.....	2
Vancouver.....	2
Total.....	116

The salaries of the twenty-three (23) weighmen at western points are guaranteed by the firms for whom the weighing is done, and one is paid by fees.

On account of the comparatively short crop of 1917, the number of men on the staff has been kept as low as possible consistent with meeting the requirements.

#### WEIGHING.

Receiving from cars.—During the crop year ending August 31, 1918, there has been weighed into the elevators at the head of the Lakes, 118,247 cars of all grades of grain from the West, approximating 156,940,758 bushels.



SESSIONAL PAPER No. 10c

## LEAKING CARS.

Reported for year from September 1, 1917, to August 31, 1918:—

Month.	C.P.R.	C.N.R.	G.T.P.	Total.
1917.				
September.....	593	554	52	1,199
October.....	670	897	108	1,675
November.....	1,208	1,043	160	2,411
December.....	457	511	66	1,034
1918.				
January.....	128	325	31	484
February.....	116	284	10	410
March.....	60	396	8	464
April.....	190	814	18	1,022
May.....	116	393	31	540
June.....	200	341	60	601
July.....	83	126	12	221
August.....	21	41	2	64
	3,842	5,725	558	10,125

Shippers and railway companies have been promptly advised of all leaking cars, and an increasing number of condition reports continue to be sent out at the request of shippers.

## MISSING OR DEFECTIVE SEALS.

Statement showing number of cars arriving at Fort William and Port Arthur with defective seals during the crop year September 1, 1917, to August 31, 1918:—

Month.	C.P.R.	C.N.R.	G.T.P.	Total.
1917.				
September.....	924	98	26	1,048
October.....	1,872	175	138	2,185
November.....	2,506	204	187	2,897
December.....	1,218	242	94	1,554
1918.				
January.....	251	117	46	414
February.....	123	83	12	223
March.....	136	50	9	195
April.....	215	104	24	343
May.....	147	126	19	292
June.....	168	42	15	225
July.....	268	18	4	290
August.....	114	5	3	122
	7,947	1,264	577	9,788

## SUMMARY.

Via C.P.R.....	7,947
Via C.N.R.....	1,264
Via G.T.P.....	577
Total for three roads.....	9,788

9 GEORGE V, A. 1919

## SHORTAGES—CARS.

Complaints of shortages on the out-turns of cars have been somewhat numerous during the past season. The majority, however, being small shortages of from three (3) to ten (10) bushels, which could be accounted for by slight leaks or variation between loading and unloading scales, or where grain was weighed on outside scales, and the more serious shortages would appear to be due to several causes, namely: error in recording the number of drafts at loading, leaks found and repaired in transit, theft of grain from cars and accidents or mistakes in the delivery of grain from cars to scales at unloading.

In the latter case, where cars were carded with the loading weight, this information enables us to make an immediate investigation and adjustment; but where cars are not carded we use the approximate depth as a basis for determining the responsibility. All complaints received have been investigated and settlements amounting to 2,156 bushels secured or recommended.

In spite of railway police supervision, more or less pilfering of grain appears to be carried on.

## WEIGHING TO VESSELS.

Year ending August 31, 1918—		
For Canadian ports, 441 cargoes approximate.....	78,889,410 bushels.	
For American ports, 191 cargoes approximate.....	47,205,853	"
Total lake shipments.....	126,095,263	"
For American ports, 45,345½ tons elevator screenings.		

## SHORTAGES—VESSELS.

Notwithstanding a complete system of checking, and increased supervision over the weighing and loading of cargoes, there still continues to be numerous shortages reported on the out-turns of cargoes discharged at Canadian and American ports. While the average shortages on full amounts handled were only about one-half bushel per one thousand bushels, or very little above a natural shrinkage, there have been some individual cases of excessive shortages reported, the weighing and loading of which have been thoroughly investigated without finding any evidence of their having occurred at the loading houses. Two of these shortages, amounting to 2,700 bushels, were discovered on a re-weigh at the unloading elevators. Other cargoes could not be re-weighed on account of being mixed with grain of the same grade.

Settlement for two hundred and fifteen (215) bushels was made by one of the loading houses to cover a shortage due to a spill at loading. Every care is being taken to protect the accuracy of the outstore weights.

## CAR SHIPMENTS.

During the crop year ending August 31, 1918, there have been 31,654,640 bushels of grain, and 21,494,193 pounds of mixed grain weighed for rail shipment east.

Complaints of shortage on car shipments have been comparatively few, and all complaints received have been investigated and reported on.

## ANNUAL WEIGH-UP.

In accordance with instructions from the board, the annual weigh-up or audit of all grain in store in the elevators at Fort William and Port Arthur, was carried out under the supervision of the chief and assistant weighmasters, com-

## SESSIONAL PAPER No. 10c

encing on July 15, and finished on August 23, over five and a half million bushels being weighed and transferred, and a true record of the different grades weighed at each elevator was forwarded to the board.

## GOVERNMENT INTERIOR TERMINALS.

The annual weigh-up and inspection of scales in the Government interior terminals at Moosejaw, Saskatoon, and Calgary was made under my supervision, commencing September 15 and finished on September 24, and the records of the audits forwarded to the board.

## ORGANIZATION.

Requests for Government weighmen to be stationed at outside points have been increased during the year, and experienced men have been transferred to several places to fill the requirements. Every effort is being used to keep up the efficiency of the weighing staff and the accuracy of weights.

J. G. WHITE,

*Chief Weighmaster.*

9 GEORGE V, A. 1919

## Report of Scale Inspection in Elevators at Fort William and Port Arthur, Year 1918.

Name of Elevator.	Date of construction.	Structure.	No. of Scales.	Make.	Capacity.	Shipping.	Receiving.	Date installed.	Inspection Trade and Commerce.	Fees.	Board Inspection No charge.	Special Inspections.
<i>Terminals—</i>					Lbs.					\$ cts.		
Eastern "A" .....	1887	Wood metal clad....	6 hoppers.....	Fairbanks	30,000	6	—	1887	Annually....	23 40	Semi-annually..	No set time.
			1 hopper.....	Fairbanks	60,000	1	—	1887	Annually....	3 90	Semi-annually..	As occasion calls for.
Eastern "C" .....	1892	Wood metal clad....	8 hoppers.....	Fairbanks	42,000	—	8	1887	Annually....	31 20	Semi-annually..	As occasion calls for.
			2 hoppers.....	Fairbanks	60,000	2	—	1892	Annually....	7 80	Semi-annually..	1 special test.
C. P. R. "D" .....	1896	Steel metal clad....	3 hoppers.....	Fairbanks	96,000	3	—	1896	Annually....	18 00	Semi-annually..	1 special test.
	1908	Steel and tile.....	4 hoppers.....	Gurney...	96,000	4	—	1908	Annually....	24 00	Semi-annually..	1 special test.
	1908	Steel and tile.....	4 hoppers.....	Gurney...	120,000	—	4	1908	Annually....	24 00	Semi-annually..	2 special tests.
	1914	Concrete.....	5 hoppers.....	Gurney...	60,000	5	—	1914	Annually....	19 50	Semi-annually..	1 special test.
Can. Northern "A" ....	1902	Wood and tile.....	10 hoppers.....	Fairbanks	84,000	5	5	1902	Annually....	60 00	Semi-annually..	1 special test.
United Gr. Growers'B'	1903	Steel and tile.....	8 hoppers.....	Fairbanks	100,000	4	4	1903	Annually....	48 00	Semi-annually..	
United Gr. Growers'E'	1903	Steel.....	2 hoppers.....	Fairbanks	72,000	2	—	1903	Annually....	12 00	Semi-annually..	1 special test.
Empire.....	1904	Wood metal clad....	8 hoppers.....	Fairbanks	96,000	4	4	1904	Annually....	48 00	Semi-annually..	
Thunder Bay.....	1908	Wood and concrete..	3 hoppers.....	Fairbanks	96,000	3	—	1908	Annually....	18 00	Semi-annually..	1 special test.
			3 hoppers.....	Fairbanks	120,000	—	3	1908	Annually....	18 00	Semi-annually..	
Ogilvie's.....	1908	Steel and concrete..	2 hoppers.....	Fairbanks	30,000	2	—	1908	Annually....	7 80	Semi-annually..	2 special tests.
	1908	Steel and concrete..	4 hoppers.....	Gurney...	120,000	—	4	1915	Annually....	24 00	Semi-annually..	2 special tests.
Consolidated.....	1909	Tile and concrete....	3 hoppers.....	Fairbanks	96,000	3	—	1909	Annually....	18 00	Semi-annually..	1 special test.
	1911	Concrete.....	3 hoppers.....	Gurney...	120,000	—	3	1911	Annually....	18 00	Semi-annually..	
Western.....	1909	Tile and concrete....	3 hoppers.....	Fairbanks	96,000	1	2	1909	Annually....	18 00	Semi-annually..	1 special test.
	1914	Concrete.....	4 hoppers.....	Fairbanks	120,000	2	2	1914	Annually....	24 00	Semi-annually..	
	1914	.....	1 automatic....	Fairbanks	360	—	—	1914	Annually....	6 00	Semi-annually..	1 special test.
	1914	.....	1 automatic....	Fairbanks	160	—	—	1914	Annually....	0 43	Semi-annually..	
Grand Trunk Pacific....	1910	Steel and concrete..	10 hoppers.....	Gurney...	120,000	5	5	1910	Annually....	60 00	Semi-annually..	1 special test.
Canadian Government.	1913	Concrete and brick.	10 hoppers.....	Fairbanks	120,000	5	5	1913	Annually....	60 00	Semi-annually..	1 special test.
Fort William "F" .....	1913	Concrete and brick.	6 hoppers.....	Gurney...	96,000	5	1	1913	Annually....	36 00	Semi-annually..	2 special tests.
			3 hoppers.....	Gurney...	120,000	—	3	1913	Annually....	18 00	Semi-annually..	2 special tests.



SESSIONAL PAPER No. 10c

Sask. Co-op.....	1917	Concrete.....	8 hoppers.....	Gurney....	120,000	4	4	1917	Annually....	48 00	Semi-annually...	
Northwestern.....	1917	Wood and concrete...	2 hoppers.....	Fairbanks	96,000	S. and R.		1917	Annually....	12 00	Semi-annually...	2 special tests.
Richardson's.....	1918	Concrete and brick...	7 hoppers.....	Gurney....	126,000	4	3	1918	Annually....	70 00	Semi-annually...	
<i>Private Terminals—</i>												
Black's.....	1910	Wood metal clad....	1 hopper.....	Gurney....	12,000	S. and R.		1910	Annually....	2 10	Semi-annually...	As occasion calls for, 1 special test.
Merchants'.....	1912	Wood metal clad....	1 hopper.....	Fairbanks	12,000	S. and R.		1912	Annually....	2 10	Semi-annually...	
			1 automatic....	Fairbanks	180	Bagger.		1912	Annually....	0 30	Semi-annually...	
			1 platform....	Fox.....	600			1912	Annually....	0 60	Semi-annually...	
			1 platform....	Domion...	600			1917	Annually....	0 60	Semi-annually...	
Muirhead's.....	1912	Wood metal clad....	1 hopper.....	Fairbanks	12,000	S. and R.		1912	Annually....	2 10	Semi-annually...	
			1 automatic....	Richardson.	160	Bagger.		1913	Annually....	1 00	Semi-annually...	
			1 platform....	Fairbanks	400			1913	Annually....	0 45	Semi-annually...	
Superior.....	1912	Wood metal clad....	1 hopper.....	Gurney....	42,000	—	1	1912	Annually....	3 90	Semi-annually...	1 special test.
			1 hopper.....	Gurney....	36,000	1	—	1913	Annually....	3 90	Semi-annually...	
			1 automatic....	Rich'son.	180	Bagger.		1913	Annually....	0 90	Semi-annually...	
			1 platform....	Champion	1,200			1916	Annually....	0 60	Semi-annually...	
Dwyer's.....	1913	Wood and concrete...	2 hoppers.....	Howe.....	30,000	1	1	1913	Annually....	7 80	Semi-annually...	2 special tests.
			1 automatic....	Rich'dson	180	Bagger.		1913	Annually....	0 90	Semi-annually...	
			1 platform....	Fairbanks	600			1913	Annually....	0 60	Semi-annually...	
Boles .....	1913	Wood and concrete...	1 hopper.....	Gurney....	12,000	S. and R.		1913	Annually....	2 10	Semi-annually...	
			1 automatic....	Rich'dson	180	Bagger.		1913	Annually....	0 90	Semi-annually...	
			1 platform....	B.S. & M.	600			1913	Annually....	0 60	Semi-annually...	
Paterson's "K" .....	1913	Wood metal clad....	1 hopper.....	Fairbanks	30,000	1	—	1913	Annually....	3 90	Semi-annually...	1 special test.
			1 hopper.....	Fairbanks	48,000	—	1	1913	Annually....	3 90	Semi-annually...	1 special test.
			1 automatic....	Fairbanks	180	Bagger.		1914	Annually....	0 55	Semi-annually...	
Paterson's "O" .....	1914	Wood metal clad....	2 hoppers.....	Fairbanks	60,000	1	1	1914	Annually....	7 80	Semi-annually...	1 special test.
			1 hopper.....	Gurney....	120,000	1	—	1916	Annually....	6 00	Semi-annually...	
			1 hopper.....	Fairbanks	96,000	1	—	1916	Annually....	7 80	Semi-annually...	
Western Grain Annex.....	1915	Concrete.....	2 hoppers.....	Fairbanks	30,000	1	1	1915	Annually....	7 80	Semi-annually...	
			1 hopper.....	Fairbanks	96,000	1	—	1916	Annually....	6 00	Semi-annually...	
			1 hopper.....	Fairbanks	60,000	S. and R.		1915	Annually....	3 90	Semi-annually...	
National.....	1915	Wood metal clad....	1 automatic....	Rich'dson	180	Bagger.		1916	Annually....	1 05	Semi-annually...	
			1 platform....	B.S. & M.	2,000			1916	Annually....	0 60	Semi-annually...	
			2 hoppers.....	Fairbanks	96,000	1	1	1916	Annually....	12 00	Semi-annually...	1 special test.
			1 hopper.....	Fairbanks	60,000	1	—	1917	Annually....	3 90	Semi-annually...	1 special test.
Grain Growers "H" ..	1916	Wood and concrete...	1 automatic....	Rich'dson	300	Bagger.		1917	Annually....	1 20	Semi-annually...	
			1 platform....	Gurney....	12,000			1917	Annually....	0 60	Semi-annually...	
			1 platform....	Gurney....	12,000			1917	Annually....	0 60	Semi-annually...	

## Report of Scale Inspection in Elevators at Fort William and Port Arthur, Year 1918—Concluded.

Name of Elevator.	Date of Construction.	Structure.	No. of Scales.	Make.	Capacity.	Shipping.	Receiving.	Date installed.	Inspection Trade and Commerce.	Fees.	Board Inspection No charge.	Special
					Lbs.					\$ cts.		
Mutual.....	1916	Wood and concrete.	3 hoppers.	Gurney...	120,000	2	1	1916	Annually...	18 00	Semi-annually...	1 special test.
Roy.....	1917	Wood metal clad...	1 hopper.	Fairbanks	72,000	S. and R.		1917	Annually...	6 00	Semi-annually...	1 special test.
			1 automatic.	Fairbanks	160	Buggers.		1917	Annually...	0 40	Semi-annually...	
			2 platform.	Fairbanks	600			1917	Annually...	1 20	Semi-annually...	
Davidson & Smith.....	1914	Brick and concrete.	2 hoppers.	Gurney...	120,000	1	1	1914	Annually...	12 00	Semi-annually...	
			1 hopper.	Gurney...	90,000	1	—	1914	Annually...	6 00	Semi-annually...	
Can. Feed Mfg. Co.....	1918	Brick and concrete.	1 hopper.	Gurney...	30,000	S. and R.		1918	Annually...	6 50	Semi-annually...	
			1 track.	Gurney...	200,000	S. and R.		1918	Annually...	26 25	Semi-annually...	1 special test.
			1 automatic.	Rich'dson	160	Mixer.		1918	Annually...	1 50	Semi-annually...	
			1 platform.	Crowa...	1,200			1918	Annually...	1 00	Semi-annually...	
Canadian Government Terminals—												
Moosejaw.....	1914	Brick and concrete.	6 hoppers.	Fairbanks	120,000	3	3	1914	Annually...	36 00	Semi-annually...	
			2 automatic.	Fairbanks	160	Buggers.		1914	Annually...	0 60	Semi-annually...	
			2 platform.	Gurney...	1,200			1914	Annually...	1 20	Semi-annually...	
Saskatoon.....	1914	Brick and concrete.	6 hoppers.	Gurney...	120,000	3	3	1914	Annually...	36 00	Semi-annually...	1 special rest.
			2 automatic.	Fairbanks	160	Buggers.		1914	Annually...	0 60	Semi-annually...	
			1 platform.	Fairbanks	600			1914	Annually...	0 60	Semi-annually...	
Calgary.....	1915	Brick and concrete.	6 hoppers.	Fairbanks	120,000	3	3	1915	Annually...	36 00	Semi-annually...	
			2 automatic.	Fairbanks	160	Buggers.		1915	Annually...	0 60	Semi-annually...	
			2 platform.	Fairbanks	600			1915	Annually...	1 20	Semi-annually...	
Vancouver.....	1916	Brick and concrete.	3 hoppers.	Fairbanks	120,000	—	3	1915	Annually...	18 00	Semi-annually...	
			3 automatic.	Rich'dson	10,000	3	—	1915	Annually...	25 20	Semi-annually...	
			4 automatic.	Rich'dson	180	Buggers.		1915	Annually...	3 75	Semi-annually...	

SESSIONAL PAPER No. 10c

## CHAPTER V.

(A)—REPORT OF LICENSING AND BONDING FOR THE CROP YEAR  
1917 AND 1918.STATEMENT showing the number and kind of licenses issued for the crop year  
1917-1918.—

Kind.	Number.
Country elevator and warehouse.....	3,577
Public terminal elevator.....	17
Private terminal elevator.....	17
Hospital elevator.....	3
Public elevator (Eastern).....	18
Space in country elevators.....	7
Commission Merchants.....	126
Track buyers.....	156
Total number of licenses issued.....	3,921

## (B)—LOADING PLATFORMS.

During the year 1917 the Board received a number of petitions for the erection and extension of grain loading platforms. As a result, however, of war conditions, and shortage of labour, the Board had to refuse several applications.

Orders were issued for the erection of grain loading platforms at the following points:—

Point.	Province.	Railway.	Size.
Buckland Siding.....	Saskatchewan.....	C. N. R.....	2 Car.
Bradbury.....	Manitoba.....	C. P. R.....	2 Car.
Fedora.....	Alberta.....	A. G. W. Ry....	2 Car.

Requests for the erection of platforms at Rosedale and Thorold were refused.

Loading platforms were ordered extended or repaired at:

Point.	Province.	Railway.	Size.
Burrows.....	Saskatchewan.....	C. P. R.....	2 Car.
Gallivan.....	Saskatchewan.....	G. T. P.....	Repaired.

While requests from the following points were refused:—Basswood, Kenville, Minnetonas, and Plenty.

## (C)—CARS OUT OF TURN.

By virtue of section 207 of the Canada Grain Act, the Board is accorded certain discretionary powers in connection with the supplying of cars for the shipment of grain at country points.

During the crop year 1917-18 the Board ordered 2,423 cars to be supplied out of turn for the relief of elevators in danger of collapse, for the shipment of seed grain, and for grain urgently required for feeding and milling purposes.

## (D)—COMPLAINTS.

During the crop year 1917-18 the board dealt with eighty-nine complaints relating to inspection and weighing of grain, shipments *ex* country elevators, etc.

## (E)—DEFAULTS.

1. *Western Grain Company, Edmonton, Alta.*—This firm was licensed to operate as grain commission merchants and track buyers, bonds being filed in the sum of \$5,000 each, in conjunction with the Employers' Liability Assurance Corporation. Nineteen claims were filed with the Board, totalling \$1,450.32. The bonding company has paid eighteen claims, amounting to \$910.32, leaving one claim of \$540.00 still to be settled.

It is fully anticipated that the remaining claim will be satisfactorily disposed of in the course of a few days.

2. *Brandon Grain Co., Ltd., Brandon, Man.*—This company was licensed to operate as track buyers of grain, bond in the sum of \$10,000 being filed in conjunction with the London Guarantee and Accident Co., Ltd. Twelve claims totalling \$18,821.72 were filed with the Board. On investigating the claims, the Board found that none of the transactions were track purchases, so that no claim could be made on the bonding company. The secretary of the company was later arrested, charged with forgery of signatures on two Bills of Lading, and sentenced to two years' imprisonment.

Several claimants have stated it is their intention to bring civil suits against the company to recover the amount of their claims.

3. *MacLennan Bros., Winnipeg.*—F. B. MacLennan, trading as MacLennan Bros., was licensed to operate as grain commission merchant and track buyer of grain, bonds being filed in conjunction with the Ocean Accident and Guarantee Corporation, Ltd., as grain commission merchants \$10,000, and track buyers \$25,000. Seven claims, totalling \$13,178.68, were filed with the board. On investigation the board found that all the claims were within the scope of the bonds filed, and they have been paid by the surety company.

4. *Strong & Dowler, Calgary.*—This firm was licensed to operate as country warehousemen, grain commission merchants, and track buyers of grain. Bonds aggregating \$125,000 were filed in conjunction with the Globe Indemnity Company of Canada. There have been filed with the Board nineteen claims, totalling approximately \$30,000, but Messrs. Strong & Dowler have since paid about 60 per cent of this amount. The Board has received assurance that the balance will be paid in the near future.

5. *Canadian Farmers' Hay Exchange, Ltd., Winnipeg.*—This company was licensed to operate as grain commission merchants, bond in the sum of \$7,500 being executed by the Railway Passengers' Assurance Company. Thirty claims totalling approximately \$20,000 have been filed with the board, of which three, amounting to \$2,300, have since been paid. The board has not yet determined the liability of the surety company with regard to the other claims, but it would



## SESSIONAL PAPER No. 10c

appear from evidence submitted that several of them do not come within the scope of the commission merchants' bond.

6. *Canadian Grain Company, Limited, Saskatoon*.—This company was licensed during the crop year 1916-17 to operate as country warehousemen, grain commission merchants, and track buyers. Bonds aggregating \$41,300 were filed in conjunction with the London Guarantee and Accident Company. The company did not secure licenses or bonds for the year 1917-18, but continued to operate, and owing to financial difficulties had to suspend payment during the month of November.

About fifty claims were filed with the Board, amounting to approximately \$120,000. Upon investigation by the Board, it was found that only two claims, totalling \$9,732.78, related to transactions prior to the expiration of the bonds on August 31, 1917. Both these claims were paid by the bonding company, on the order of the board.

All the other claims were filed with the liquidator in the ordinary way, to rank against the assets of the company when the business is wound up by the liquidator.

Amongst the assets of the company in liquidation are several claims against farmers for the non-fulfilment of contract. These farmers contracted to deliver to the Canadian Grain Company certain quantities of grain, but when prices advanced, the farmers sold their grain elsewhere for the higher prices, and consequently could not fulfil their contracts. As the Canadian Grain Company had sold the grain covered by these contracts, they were obliged to buy at the higher prices in order to fulfil their contracts. The loss sustained in this manner was one of the factors which brought about the subsequent default. The Board understands the liquidator is proceeding against all those farmers who entered into contracts, through the Civil Courts, and if judgment is rendered in favour of the liquidator and judgment realized, the proceeds will add considerably to the assets which are to be distributed among the creditors.

This being an incorporated company, the only penalty which the board could impose, in accordance with the provisions of section 244 of the Canada Grain Act, would have been a fine, which in this case would have been worse than useless, as the assets were already reduced to practically nothing, and even had there been sufficient funds to cover any fine imposed, this would have taken that amount of money away from the creditors, who had already suffered heavy losses.

In order to remedy this condition the Board has included in its proposed amendments to the Act, one which provides that if any corporation is convicted of an offence under the Act, every officer of such corporation and every person interested in or employed by the said corporation who had any part or share in the commission of such offence, shall also be personally liable to the penalties provided in the Act.

## CHAPTER VI.

## TARIFF OF PUBLIC TERMINAL ELEVATOR CHARGES AT FORT WILLIAM AND PORT ARTHUR TERMINALS

*For the Year ending September 1, 1919.*

Subject to the capacity of the elevator and the nature of its equipment, shipments will be received upon the following terms and conditions, and under the provisions of The Canada Grain Act, 1912.

## ELEVATOR CHARGES.

On straight grade grain, not otherwise specified, receiving elevating, storing, spouting, insurance against fire for the first fifteen days, three-quarters of one cent ( $\frac{3}{4}$ c.) per bushel.

On tough grain, receiving elevation storing spouting insurance against fire for the first fifteen days, three-quarters of one cent ( $\frac{3}{4}$ c.) per bushel.

On damp or wet grain: receiving, elevating, storing, spouting, insurance against fire for the first fifteen days, three-quarters of one cent ( $\frac{3}{4}$ c.) per bushel.

All tough, damp, wet, condemned, heating, heated, or fireburnt grain may always be refused. If received and stored, it will be only at the owner's risk of deterioration and under special contract.

On mixed grains handled as mixtures, receiving, elevation, storage, spouting and insurance against fire for the first fifteen days, one and one-half cents ( $1\frac{1}{2}$ c.) per hundred pounds.

On screenings, receiving, elevating, storage, spouting, and insurance against fire for the first fifteen days, two cents (2c.) per hundred pounds.

## STORAGE CHARGES.

On straight grade grain, not otherwise specified, including insurance against fire, for each succeeding day or part thereof, after the first fifteen days, one-thirtieth of one cent ( $\frac{1}{30}$ c.) per bushel.

On mixed grain handled as mixtures, storage, including insurance against fire for each succeeding day or part thereof, after the first fifteen days, two-thirtieths of one cent ( $\frac{2}{30}$ c.) per hundred pounds.

On screenings, storage, including insurance against fire for each succeeding day or part thereof, after the first fifteen days, one-tenth of one cent ( $\frac{1}{10}$ c.) per hundred pounds.

## SCREENINGS.

On wheat carrying a dockage of three per cent (3 p.c.) or more, after deducting one per cent (1 p.c.) of the gross dockage for waste, a return will be made for the balance of the screenings.

On oats, barley, and flax carrying a dockage of five per cent (5 p.c.) or more, after deducting one per cent (1 p.c.) of the gross dockage for waste, a return may be demanded for the balance of the screenings.

If disposition of screenings covered by outstanding returns is not received within thirty (30) days from date of unloading they may be disposed of for account of whom it may concern.

## SESSIONAL PAPER No. 10c

The holder of warehouse receipts or shut-outs covering dockage is entitled to the same quality of screenings as taken from the car, as shown by the grain inspector's test.

## CLEANING CHARGES.

All wheat requiring cleaning will be cleaned on arrival, and when the dockage contains no other grain of commercial value there will be no charge for cleaning, except on that carrying a return of screenings as above provided, there will be a cleaning charge of one-half of one cent ( $\frac{1}{2}$ c.) per bushel.

On wheat carrying a return of other grain of commercial value for first separation, computed on gross weight of car, an additional charge of one cent (1c.) per bushel.

For each subsequent separation, computed on balance for separation, a further charge of one cent (1c.) per bushel.

All oats and barley requiring cleaning will be cleaned on arrival, and when the dockage contains no other grain of commercial value there will be no charge for cleaning, except on that carrying a return of screenings as above provided, there will be a cleaning charge of one cent (1c.) per bushel.

On oats and barley carrying a return of other grain of commercial value, for first separation, computed on gross weight of car, an additional charge of one cent (1c.) per bushel.

For each subsequent separation, computed on balance for separation, a further charge of one-half of one cent ( $\frac{1}{2}$ c.) per bushel.

All flax requiring cleaning will be cleaned on arrival, and when the dockage contains no other grain of commercial value there will be no charge for cleaning, except on that carrying a return of screenings as above provided, there will be a cleaning charge of one and one-half cents ( $1\frac{1}{2}$ c.) per bushel.

On flax carrying a return of other grain of commercial value for first separation, computed on gross weight of car, an additional charge of one cent (1c.) per bushel.

For each subsequent separation, computed on balance for separation, a further charge of one-half cent ( $\frac{1}{2}$ c.) per bushel.

## DRYING CHARGES.

On tough grain, one and one-half cents ( $1\frac{1}{2}$  c.) per bushel.

On damp or wet grain, four cents (4c.) per bushel.

All tough, damp, wet, condemned, heating, heated, or fireburnt grain may always be refused. If received and stored, it will be only under special contract and will always be at the owner's risk of deterioration.

## ALLOWANCE FOR INVISIBLE LOSS AND SHRINKAGE.

On all grain received, deduction from the gross weight of each car to cover invisible loss and shrinkage in handling will be made as follows: Wheat, 15 pounds; oats, 50 pounds; barley, 50 pounds; and flax, 28 pounds.

## ALL CHARGES.

All charges for cleaning, drying, or other treatment will be computed on gross weights, for elevation and storage on net weights. All charges accruing after issue of initial completed out-turn and expense bill will follow the grain. All charges whatsoever must be paid before shipment.

9 GEORGE V, A. 1919

## BULKHEADS.

On bulkheads, for their removal and other additional expense in handling and unloading car, three dollars (\$3) per bulkhead.

## PREPARING CAR FOR FLAX SHIPMENTS.

When paper is used, there will be a charge of three dollars (\$3) for each car.

## UNSPECIFIED GRAIN.

Unspecified grain will only be received, stored, and treated, subject to special charges to be agreed upon at the time, subject to approval of the Board of Grain Commissioners.

## SURPLUSES.

No elevator shall retain any surplus in excess of one-quarter of one per cent ( $\frac{1}{4}$  p.c.) on any graded grain or dockage, as shown by the official records, it being understood that the disposition of such surpluses will be provided for by legislation.

## FORT WILLIAM AND PORT ARTHUR TERMINALS.

## TARIFF OF PUBLIC TERMINAL ELEVATOR CHARGES FOR THE LEASING OF SPECIAL BINS.

Subject to the schedule of special bins filed by the elevator with the Board of Grain Commissioners and the rules and regulations of the Board with reference to the leasing and use of such bins, the elevator will lease by special contract any one or more of its available bins set apart for special binning of wheat, oats, or barley upon the following terms and conditions:—

## RATES.

Elevation: receiving, elevating, spouting, and insurance against fire, three-quarters of one cent ( $\frac{3}{4}$  c.) per bushel.

Rental for each bin (computed on the total capacity of the bin), one cent (1c.) per bushel per month, or one-thirtieth of one cent ( $\frac{1}{30}$  c.) per bushel per day.

All charges will follow the grain, and the elevator will have the right of lien upon grain for all unpaid charges.

The elevator shall have the right to demand a deposit in advance equal to the minimum rental for any bin and it furthermore shall have the right to demand maintenance of such deposit for every succeeding period.

Unless the lessee shall have made special contract to the contrary, all grain received for any special bin will be stored therein in its original state as it arrives in the cars, and all charges will be computed on gross weights.

The elevator will bin together in any special bin all grain as it arrives for the account of the lessee, upon receipt from him of written orders specifying what cars are to be unloaded in such bin. Written orders or instructions with bill of lading attached must be delivered to the Port Arthur or Fort William office of the elevator company in advance of arrival of cars on elevator tracks. All written orders must be furnished in duplicate, one to be retained by the company and the other to be receipted and returned to the sender.

Special bin receipts registered as to quantities only and specifying the bins in which it is stored will be issued for all grain stored in special bins. These



## SESSIONAL PAPER No. 10c

receipts will be issued only to the lessee of the bin after surrender by him of bills of lading, properly endorsed and upon the tender of all charges entered upon the elevator out-turns.

The surrender of the special bin receipts by the lessee or his assignee, properly endorsed, and the tender of all unpaid charges, shall entitle the person surrendering the receipt to delivery from the bin named of that quantity of grain specified in the receipts without respect to grade or selection, and no grain will be delivered from any special bin except upon surrender of corresponding receipts and under the conditions herein set forth.

The foregoing terms and conditions relate only to grain in suitable condition for warehousing. All other grain may be refused, and if received, it will be entirely at the lessee's risk for the entire contents of the bin.

Allowance for invisible loss as specified in regular tariff will be deducted from all grain received for special bins.

The binning of grain and sealing of all special bins will be done under the supervision of Government officials.

The right is hereby expressly reserved for the elevator to apply at any time from time to time to the Board of Grain Commissioners for modification, alteration, or addition to the foregoing conditions, terms, and rates under which bins will be leased for special binning, and grain will be received for storage therein.

TARIFF OF CANADIAN GOVERNMENT INTERIOR ELEVATORS,  
MOOSEJAW, SASKATOON, AND CALGARY.

*For the year ending September 1, 1919.*

Subject to the capacity of the elevator and the nature of its equipment, shipments will be received upon the following terms and conditions and under the provisions of The Canada Grain Act, 1912.

ELEVATOR CHARGES.

On straight grade grain, not otherwise specified: receiving, elevating, storing, spouting, insurance against fire for the first fifteen days, one-half of one cent ( $\frac{1}{2}$ c.) per bushel.

On tough grain: receiving, elevation, storing, spouting, insurance against fire for the first fifteen days, one-half of one cent ( $\frac{1}{2}$ c.) per bushel.

On damp or wet grain: receiving, elevating, storing, spouting, insurance against fire for the first fifteen days, one-half of one cent ( $\frac{1}{2}$ c.) per bushel.

All tough, damp, wet, condemned, heating, heated, or fireburnt grain may always be refused. If received and stored it will be only at the owner's risk of deterioration and under special contract.

On mixed grains handled as mixtures: receiving, elevation, storage, spouting, and insurance against fire for the first fifteen days, one cent (1c.) per hundred pounds.

On grain unloaded from wagons, or teams, receiving, elevating, cleaning, spouting, insurance against fire, storage for the first fifteen days, one cent (1c.) per bushel.

On screenings: receiving, elevating, storage, spouting, and insurance against fire for the first fifteen days, two cents (2c.) per hundred pounds.

STORAGE CHARGES.

On straight grade grain, not otherwise specified, including insurance against fire: for each succeeding day or part thereof after the first fifteen days, one-sixtieth of one cent ( $\frac{1}{60}$ c.) per bushel.

On mixed grain handled as mixtures: storage, including insurance against fire, for each succeeding day or part thereof, after the first fifteen days, one-thirtieth of one cent ( $\frac{1}{30}$ c.) per hundred pounds.

On screenings: storage, including insurance against fire for each succeeding day or part thereof after the first fifteen days, one-tenth of one cent ( $\frac{1}{10}$ c.) per hundred pounds.

#### SCREENINGS.

On wheat carrying a dockage of three per cent (3 p.c.) or more, after deducting one per cent (1 p.c.) of the gross dockage for waste, a return will be made for the balance of the screenings.

On oats, barley, and flax carrying a dockage of five per cent (5 p.c.) or more, after deducting one per cent (1 p.c.) of the gross dockage for waste, a return may be demanded for the balance of the screenings.

If disposition of screenings covered by outstanding returns is not received within thirty (30) days from date of unloading, they may be disposed of for account of whom it may concern.

The holder of warehouse receipts or shout-outs covering dockage is entitled to the same quality of screenings as taken from the car, as shown by the grain inspector's test.

#### CLEANING CHARGES.

All wheat requiring cleaning will be cleaned on arrival, and when the dockage contains no other grain of commercial value there will be no charge for cleaning, except on that carrying a return of screenings as above provided, there will be cleaning charge of one-half of one cent ( $\frac{1}{2}$ c.) per bushel.

On wheat carrying a return of other grain of commercial value, for first separation, computed on gross weight of car, an additional charge of one-half of one cent ( $\frac{1}{2}$ c.) per bushel.

For each subsequent separation, computed on balance for separation, a further charge of one-half of one cent ( $\frac{1}{2}$ c.) per bushel.

All oats and barley requiring cleaning will be cleaned on arrival and when the dockage contains no other grain of commercial value there will be no charge for cleaning, except on that carrying a return of screenings as above provided, there will be a cleaning charge of one cent (1c.) per bushel.

On oats and barley, carrying a return of other grain of commercial value, for first separation, computed on gross weight of car, an additional charge of one cent (1c.) per bushel.

For each subsequent separation, computed on balance for separation, a further charge of one-half of one cent ( $\frac{1}{2}$ c.) per bushel.

All flax requiring cleaning will be cleaned on arrival, and when the dockage contains no other grain of commercial value there will be no charge for cleaning, except on that carrying a return of screenings as above provided, there will be a cleaning charge of one and one-half cents ( $1\frac{1}{2}$ c.) per bushel.

On flax carrying a return of other grain of commercial value, for first separation, computed on gross weight of car, an additional charge of one cent (1c.) per bushel.

For each subsequent separation, computed on balance for separation, a further charge of one-half of one cent ( $\frac{1}{2}$ c.) per bushel.

#### DRYING CHARGES.

On tough grain, one and one-half cent ( $1\frac{1}{2}$ c.) per bushel.

On damp or wet grain, two and one-half cents ( $2\frac{1}{2}$ c.) per bushel.

## SESSIONAL PAPER No. 10c

All tough, damp, wet, condemned, heating, heated, or fireburnt grain may always be refused. If received and stored it will be only under special contract, and will always be at the owner's risk of deterioration.

## ALLOWANCE FOR INVISIBLE LOSS AND SHRINKAGE.

On all grain received deduction from the gross weight of each car to cover invisible loss and shrinkage in handling will be made as follows: Wheat, 15 pounds; oats, 50 pounds; barley, 50 pounds; and flax, 28 pounds.

## ALL CHARGES.

All charges for cleaning, drying, or other treatment will be computed on gross weights, for elevation and storage on net weights. All charges accruing after issue of initial completed out-turn and expense bill will follow the grain. All charges whatsoever must be paid before shipment.

## BULKHEADS.

On bulkheads, for their removal and other additional expense in handling and unloading car, two dollars (\$2) for each bulkhead.

## PREPARING CARS FOR FLAX SHIPMENTS.

When paper is used, there will be a charge of two dollars (\$2) for each car.

## UNSPECIFIED GRAIN.

Unspecified grain will only be received, stored, and treated subject to special charges to be agreed upon at the time, subject to approval of the Board of Grain Commissioners.

## SURPLUSES.

No elevator shall retain any surplus in excess of one-quarter of one per cent ( $\frac{1}{4}$  p.c.) of any graded grain or dockage, as shown by the official records, it being understood that the disposition of surpluses will be provided for by legislation.

## TARIFF OF LICENSED COUNTRY ELEVATOR CHARGES.

*For the year ending August 31, 1918; effective September 1, 1918.*

Subject to the capacity of the elevator and the nature of the construction, all grain tendered must be taken into store upon the following terms and conditions, and under the provisions of The Canada Grain Act, 1912.

*Maximum Rates.*—Receiving, elevating, spouting, insurance against fire, storing for the first fifteen days, and putting into cars on track. No elevator shall charge more than one and three-quarters of a cent per bushel. Storage not otherwise provided, including insurance against fire for each succeeding day after the first fifteen days shall not exceed one-thirtieth of one cent per bushel.

*Shrinkage for stored grain.*—No elevator shall take more than one-half of one per cent to take care of shrinkage and waste in handling, storing, and transmitting the grain to a terminal.

No elevator shall take more than one per cent shrinkage on tough, damp, and wet grain.

*Dockage on Cash Grain.*—On street grain no elevator shall take a greater dockage than that shown by a proper test over a number ten sieve, except where grain contains foreign grain or seeds which cannot be taken out by a number ten sieve.

*Dockage.*—No elevator shall take a greater dockage than that shown by a proper test over a number ten sieve, except where grain contains foreign grain or seeds which cannot be taken out by a number ten sieve.

Every elevator must be equipped with the necessary sieves and scales for making proper tests, and the elevator operator must make the tests in the presence of the owner of the grain when requested.

*General.*—When tough, damp, or wet grain is taken into store it shall be at the owner's risk, and the elevator operator shall have the right to ship it immediately to a terminal elevator for treatment.

The owner shall have the right to name the terminal elevator to which it shall be shipped.

#### RULES AND REGULATIONS FOR COUNTRY ELEVATORS.

1. The owner or operator of a country elevator shall post in the elevator, in a conspicuous place, a diagram, to a scale of not less than one-half inch to one foot, showing the location and numbers of the several bins in such elevator.

2. In shipping or delivering any grain stored in a country elevator the net weight on the ticket or tickets shall be final, unless an investigation by the Board of Grain Commissioners shows reason for the contrary. The shipper to be paid in case of short shipment up to the amount of his or her ticket or tickets for the full billing capacity of the car, at the same price as the car was disposed of.

3. All shipping bills for grain shipped through an elevator shall be made out by the elevator agent, and he shall advise such parties as the owner may instruct.

4. The elevator shall, on all grain shipped through the elevator, have the right to retain and hold the shipping bill until he receives a guarantee from the owner of the grain, another elevator owner, a licensed commission firm, or individual or any one else that the car may be sold to, that they will make proper adjustment as to the weight and grade. Upon receipt of storage tickets and lawful charges, the elevator owner shall deliver either the shipping bill to the party presenting the ticket or tickets, or a terminal warehouse receipt for the full amount of the grain called for in the ticket or tickets presented, up to the full carload.

5. The owner of grain in an elevator wishing such grain shipped to any point other than a terminal point, or where Government weights cannot be obtained, he must then accept the elevator weights at the shipping point as final unless he proves the shipping weights are not correct. Provided, however, that the owner of the grain can always demand an affidavit as to the actual grain shipped and delivered from the elevator operator and receiver of said grain respectively.

6. "No owner or operator of a country elevator or warehouse shall sell, assign, mortgage, pledge, or hypothecate any grain stored in such elevator or warehouse, for which graded storage tickets or 'subject to grade and dockage' tickets or special bin tickets have been issued, and the owner or operator may be required by the Board to produce at any time proper registered warehouse receipts or bills of lading for such grain as has been shipped from the country elevator or warehouse, and for which there is still outstanding graded storage tickets or 'subject to grade and dockage' tickets or special bin tickets."



## SESSIONAL PAPER No. 10c

## RULES AND REGULATIONS FOR STORING GRAIN IN COUNTRY ELEVATORS WHERE THERE IS DISAGREEMENT AS TO GRADE AND DOCKAGE.

1. The ticket or tickets issued under and by virtue of these rules and regulations must have incorporated therein, at the time of issue, the grade offered by the elevator owner or operator to the owner of the grain, and the following words: "Subject to Inspector's Grade and Dockage."

2. The owner of the grain can only demand the quantity that the storage ticket or tickets call for.

3. In case there is a dispute as to the weighing accuracy of the receiving scales, it shall be incumbent upon the owner of the elevator to prove that the scales are weighing accurately.

4. A proper sample must be drawn from each wagon load by the elevator operator at the time of delivery, in the presence of the party delivering same, and such sample must be drawn satisfactorily to both the deliverer and the operator.

5. Such sample must be placed in a metal receptacle satisfactory to the owner of the grain.

6. After the grain is delivered the sample drawn must be properly mixed in the receptacle in which it has been placed. The owner and the elevator operator shall then take out of the quantity mixed at least three pounds, and place it in a receptacle, which must be numbered and sealed and so made that it can be securely locked. The receptacle shall be supplied by the elevator owner and secured by a padlock. The lock shall be provided by the owner of the grain, and he shall retain possession of the key. The receptacle and key shall thereupon be immediately forwarded to the Chief Inspector of Grain, Winnipeg, Man., all charges prepaid. After receiving the Inspector's certificate showing grade and dockage, the operating agent shall issue a storage ticket, showing grade and dockage, as given by the Chief Inspector, for the full amount of grain taken into store, and shall deliver to the owner at his request, in not less than earload lots, on track or at a terminal point, the grade and quantity the storage ticket calls for, after the owner has surrendered the storage receipts and paid or tendered all lawful charges against said grain.

7. The owner of the elevator shall, in all cases where grain is taken into store under the foregoing conditions, guarantee the grade and weight as specified in the storage ticket or tickets.

8. At the time of delivery of any grain where a ticket of this kind is being used, and it is agreed upon by the owner of the grain and the elevator operator that the grain is tough, damp, or wet, and the elevator operator marks such ticket or tickets: "Out of condition, tough, damp, or wet," then whatever grade such sample may receive from the Chief Inspector, it will still grade "tough, damp, or wet."

9. If the elevator operator fails at any time to draw and preserve such sample in the manner stated herein, the owner or operator must account to the owner of the grain for the grade designated by the said owner.

Approved by Board of Grain Commissioners for Canada,

R. HETHERINGTON, *Secretary*.

## CHAPTER VII.

## SUMMARY of Annual Weigh-up of Terminal Elevators, 1918.

Elevator.	Wheat.		Oats.		Barley.		Flax.		Mixed Grain.	
	Overage.	Shortage.	Overage.	Shortage.	Overage.	Shortage.	Overage.	Shortage.	Overage.	Shortage.
	Bush.	Bush.	Bush.	Bush.	Bush.	Bush.	Bush.	Bush.	lbs.	lbs.
Canadian Pacific Elevator "D".....	1,768-20		7,138-10			779-17	1,616-32		2,139,810	
Empire Elevator.....	34,889-10		31,415-08		2,147-10		5,651-26			34,179
Consolidated Elevator.....	24,685-50		4,201-22		2,422-46		1,340-19		12,730	
Ogilvie's Elevator.....	15,100-10		1,912-27		4,265-23				12,070	
Western Terminal Elevator.....	52,058-10		1,511-22		684-24		1,016-21		16,783	
United Grain Growers' Elevator.....	59,901-40			418-21	2,021-05				358,675	
Fort William Elevator.....	48,950-50		5,034-28		3,425-30		6,775-33		81,045	
Eastern Terminal Elevator.....	17,100-00			2,079-31	162-19				46,059	
G.T.P. Elevator.....	61,337-40		3,059-18		1,413-05		1,458-01		487,980	
Port Arthur Elevator.....	39,465-00		19,587-03		6,191-19		1,249-18		44,600	6,160
Thunder Bay Elevator.....	10,536-00		31,545-13		2,098-22		1,459-19			
Northwestern Elevator.....	13,508-30		5,215-00		836-41				62,610	
Horn's Elevator.....		4,161-30		10,913-20		4,316-40	5,891-26		68,810	
Saskatchewan Co-operative Elev.....	5,517-40		11,746-06		540-10		434-43		1,070	
Davidson & Smith.....	1,006-40			11,014-21		699-16				100,160
Dom. Govt. Elev., Port Arthur.....	68,967-50		10,016-12		5,507-33		18,337-25		155,570	
Dom. Govt. Int. Elev., Moosejaw.....	8,207-10		1,168-22		866-06		406-27		48,450	
Dom. Govt. Int. Elev., Saskatoon.....	9,272-30		22,993-28		106-00		25-30			8,200
Dom. Govt. Elev. Int., Calgary.....	1,116-50		10,796-08		1,001-24			184-16		11,990
Totals.....	473,390-00	4,116-30	169,372-23	24,426-25	32,718-23	6,767-31	37,848-52	7,498-34	3,536,262	160,689
Less shortage or overage.....	4,116-30		24,426-25		6,767-31		7,498-34		160,689	
Total net overage or shortage.....	469,273-30		144,945-32		25,950-40		29,850-18		3,375,573	

I hereby certify that the within weigh-up figures are correct, as shown by the official weigh sheets, made at the time the elevators were weighed up.

J. G. WHITE,  
Chief Weighmaster.

SESSIONAL PAPER No. 10c

I hereby certify that the within adjustments were made by me in my capacity as Chief Inspector.

GEO. SERLS,  
*Chief Inspector and Registrar.*

CANADIAN PACIFIC ELEVATOR "D."

STATEMENT showing Official Stocks, with Surpluses and Deficits, as at July 31, 1918.

Grade.	Official Stocks, July 31.	Grain in store, Elev. "D" under Horn spaper	Elev. "D" Outstanding Warehouse Receipts.	Over.	Short.	Adjustments by Registrar.
<i>Wheat—</i>						
1 Northern.....	Bush. 11,128-10	Bush. ....	Bush. 31,777-50	Bush. ....	Bush. 20,619-40	
2 Northern.....	1,218-30	1,218-30	18,111-40	18,111-40	16,893-10	Buy in.
3 Northern.....	4,587-00	4,587-00	22,216-40	22,216-40	17,629-40	
4 .....			2,150-20	2,150-20	2,150-20	
5 .....	1,317-50	1,317-50	1,317-50	1,317-50		
6 .....	2,458-40	2,458-40	1,994-20	463-50		
Feed.....			64-00		64-00	Take from No. 6.
Rejected 1 Northern.....	3,490-30	3,490-30		3,490-30		
Rejected 2 Northern.....	956-10	956-10		905-10		
Rejected 3 Northern.....	2,449-10	2,449-10		2,449-10		
Rejected 4 .....	114-20	114-20		114-20		
2 A. R. Winter.....			29-40		29-40	Take from Rej. 1 o and clean it.
3 A. R. Winter.....			178-20		178-20	
Smutty 3 Northern.....	2,385-10	5-20	1,033-40	1,502-20	21-30	Take from No. 6.
Smutty Feed.....	1,012-10		182-40			
No Grade 3 Northern, Tough.....	7,354-50	188-50		6,983-20		
No Grade 4 Tough.....	1,402-30	49-00		1,353-30		
No Grade 5 Tough.....	2,203-20			2,203-20		
No Grade Rej. 2 Northern Tough.....	751-50			751-50		
No Grade Smutty 2 Nor. Tough.....	115-10			115-10		
No Grade Smutty 3 Nor. Tough.....			18-20		18-20	Take from Smutty 3 o.
Rej. 1 Nor. Mixed Sand and Gravel.....	279-40		287-30		7-50	Take from Rej. 1 o.
Rej. 1 Nor. Mixed Htd.....	386-30			386-30		
Rej. 2 Nor. Rej. Mixed Htd.....	945-40			945-40		
Rej. 3 Nor. Mixed Htd.....	66-20			66-20		
Rej. 4 Mixed Htd.....	2,083-30			2,083-30		
Rej. 3 Nor. Mixed Gravel.....			863-20		863-20	Take from Rej. 3 o.
Rej. 5 Special Rej. Mixed Htd.....			34-50		34-50	Take from No. 5.
Smutty Rej. 1 Nor. Mixed Htd.....	515-50			515-50		
Smutty Rej. 3 Nor. Mixed Htd.....	5-10			5-10		
Smutty Rej. 3 Nor. Mixed Gravel.....	273-20					
Rej. 3 Nor. Mx. Gr. and Cinders Rej. Mx. Htd.....	876-00		341-50		68-30	Take from Smutty 3 o.



Smutty Rei. 4 Rei. Mx. Htd.	513-00			513-00																																																																																																																																																																																																																																																																																																																																																																																																																																																																																																																																																																																																																																																																																																																																																																																																																																																																																																																																																																																																																																																																																																																																																																																																																																																																																																																																																																																																													</
-----------------------------	--------	--	--	--------	--	--	--	--	--	--	--	--	--	--	--	--	--	--	--	--	--	--	--	--	--	--	--	--	--	--	--	--	--	--	--	--	--	--	--	--	--	--	--	--	--	--	--	--	--	--	--	--	--	--	--	--	--	--	--	--	--	--	--	--	--	--	--	--	--	--	--	--	--	--	--	--	--	--	--	--	--	--	--	--	--	--	--	--	--	--	--	--	--	--	--	--	--	--	--	--	--	--	--	--	--	--	--	--	--	--	--	--	--	--	--	--	--	--	--	--	--	--	--	--	--	--	--	--	--	--	--	--	--	--	--	--	--	--	--	--	--	--	--	--	--	--	--	--	--	--	--	--	--	--	--	--	--	--	--	--	--	--	--	--	--	--	--	--	--	--	--	--	--	--	--	--	--	--	--	--	--	--	--	--	--	--	--	--	--	--	--	--	--	--	--	--	--	--	--	--	--	--	--	--	--	--	--	--	--	--	--	--	--	--	--	--	--	--	--	--	--	--	--	--	--	--	--	--	--	--	--	--	--	--	--	--	--	--	--	--	--	--	--	--	--	--	--	--	--	--	--	--	--	--	--	--	--	--	--	--	--	--	--	--	--	--	--	--	--	--	--	--	--	--	--	--	--	--	--	--	--	--	--	--	--	--	--	--	--	--	--	--	--	--	--	--	--	--	--	--	--	--	--	--	--	--	--	--	--	--	--	--	--	--	--	--	--	--	--	--	--	--	--	--	--	--	--	--	--	--	--	--	--	--	--	--	--	--	--	--	--	--	--	--	--	--	--	--	--	--	--	--	--	--	--	--	--	--	--	--	--	--	--	--	--	--	--	--	--	--	--	--	--	--	--	--	--	--	--	--	--	--	--	--	--	--	--	--	--	--	--	--	--	--	--	--	--	--	--	--	--	--	--	--	--	--	--	--	--	--	--	--	--	--	--	--	--	--	--	--	--	--	--	--	--	--	--	--	--	--	--	--	--	--	--	--	--	--	--	--	--	--	--	--	--	--	--	--	--	--	--	--	--	--	--	--	--	--	--	--	--	--	--	--	--	--	--	--	--	--	--	--	--	--	--	--	--	--	--	--	--	--	--	--	--	--	--	--	--	--	--	--	--	--	--	--	--	--	--	--	--	--	--	--	--	--	--	--	--	--	--	--	--	--	--	--	--	--	--	--	--	--	--	--	--	--	--	--	--	--	--	--	--	--	--	--	--	--	--	--	--	--	--	--	--	--	--	--	--	--	--	--	--	--	--	--	--	--	--	--	--	--	--	--	--	--	--	--	--	--	--	--	--	--	--	--	--	--	--	--	--	--	--	--	--	--	--	--	--	--	--	--	--	--	--	--	--	--	--	--	--	--	--	--	--	--	--	--	--	--	--	--	--	--	--	--	--	--	--	--	--	--	--	--	--	--	--	--	--	--	--	--	--	--	--	--	--	--	--	--	--	--	--	--	--	--	--	--	--	--	--	--	--	--	--	--	--	--	--	--	--	--	--	--	--	--	--	--	--	--	--	--	--	--	--	--	--	--	--	--	--	--	--	--	--	--	--	--	--	--	--	--	--	--	--	--	--	--	--	--	--	--	--	--	--	--	--	--	--	--	--	--	--	--	--	--	--	--	--	--	--	--	--	--	--	--	--	--	--	--	--	--	--	--	--	--	--	--	--	--	--	--	--	--	--	--	--	--	--	--	--	--	--	--	--	--	--	--	--	--	--	--	--	--	--	--	--	--	--	--	--	--	--	--	--	--	--	--	--	--	--	--	--	--	--	--	--	--	--	--	--	--	--	--	--	--	--	--	--	--	--	--	--	--	--	--	--	--	--	--	--	--	--	--	--	--	--	--	--	--	--	--	--	--	--	--	--	--	--	--	--	--	--	--	--	--	--	--	--	--	--	--	--	--	--	--	--	--	--	--	--	--	--	--	--	--	--	--	--	--	--	--	--	--	--	--	--	--	--	--	--	--	--	--	--	--	--	--	--	--	--	--	--	--	--	--	--	--	--	--	--	--	--	--	--	--	--	--	--	--	--	--	--	--	--	--	--	--	--	--	--	--	--	--	--	--	--	--	--	--	--	--	--	--	--	--	--	--	--	--	--	--	--	--	--	--	--	--	--	--	--	--	--	--	--	--	--	--	--	--	--	--	--	--	--	--	--	--	--	--	--	--	--	--	--	--	--	--	--	--	--	--	--	--	--	--	--	--	--	--	--	--	--	--	--	--	--	--	--	--	--	--	--	--	--	--	--	--	--	--	--	--	--	--	--	--	--	--	--	--	--	--	--	--	--	--	--	--	--	--	--	--	--	--	--	--	--	--	--	--	--	--	--	--	--	--	--	--	--	--	--	--	--	--	--	--	--	--	--	--	--	--	--	--	--	--	--	--	--	--	--	--	--	--	--	--	--	--	--	--	--	--	--	--	--	--	--	--	--	--	--	--	--	--	--	--	--	--	--	--	--	--	--	--	--	--	--	--	--	--	--	--	--	--	--	--	--	--	--	--	--	--	--	--	--	--	--	--	--	--	--	--	--	--	--	--	--	--	--	--	--	--	--	--	--	--	--	--	--	--	--	--	--	--	--	--	--	--	--	--	--	--	--	--	--	--	--	--	--	--	--	--	--	--	--	--	--	--	--	--	--	--	--	--	--	--	--	--	--	--	--	--	--	--	--	--	--	--	--	--	--	--	--	--	--	--	--	--	--	--	--	--	--	--	--	--	--	--	--	--	--	--	--	--	--	--	--	--	--	--	--	--	--	--	--	--	--	--	--	--	--	--	--	--	--	--	--	--	--	--	--	--	--	--	--	--	--	--	--	--	--	--	--	--	--	--	--	--	--	--	--	--	--	--	--	--	--	--	--	--	--	--	--	--	--	--	--	--	--	--	--	--	--	--	--	--	--	--	--	--	--	--	--	--	--	--	--	--	--	--	--	--	--	--	--	--	--	--	--	--	--	--	--	--	--	--	--	--	--	--	--	--	--	--	--	--	--	--	--	--	--	--	--	--	--	--	--	--	--	--	--	--	--	--	--	--	--	--	--	--	--	--	--	--	--	--	--	--	--	--	----

CANADIAN PACIFIC ELEVATOR "D"—Continued.

STATEMENT showing Official Stocks, with Surpluses and Deficits as at July 31, 1918—Continued.

Grade.	Official Stocks, July 31.	Grain in Store, Elev. "D" under Horns paper	Elev. "D." Outstanding Warehouse Receipts, July 31.	Over.	Short.	Adjustments by Registrar.
	Bush.	Bush.	Bush.	Bush.	Bush.	
Account of Uncancelled Shipments add to 2 C. W. Oats						
"						11,567-18
"						9,767-02
"						3,520-29
"						31,241-06
"						2,000 00
"						3,308-28
Total Net Surplus.....						
87,227-01						
7,138-10						
Barley—						
3 C. W.	3,055-10		6,972-02		3,916-40	
4 C. W.	8,062-04		9,527-35		1,465-31	Buy in.
Feed	5,537-44		5,806-22		328-26	Take from Rejected.
Rejected	7,340-00		2,337-44	5,002-04		
No. Grade 4 C. W. Tough			1,420-10		1,420-10	Buy in.
Rej. Mixed Htd.	4-18			4-18		
Barley	4-28			4-28		
No Grade Feed Tough	31-32			31-32		
	24,035-40		26,124-17	5,042-34	7,131-11	
Account of Uncancelled Shipments add to 4 C. W. Barley						
				1,309-08		
				6,351-42		
					779-17	
Total Net Deficit.....						
Rye—						
No. 1 C. W.	296-24			296-24		
No. 2 C. W.	675-30		1,713-02			
						1,037-08 Take from 1 C. W. Buy bal.

SESSIONAL PAPER No. 10c

	35-40	33-42	1-54	
Rej. Mixed Gravel.....				1,037-08 738-42
Total Net Deficit.....	1,008-02	1,746-44	298-22	
<i>Flax—</i>				
1 N.W.C.....	6,226-24		176-08	194-21 Take from 1 N.W.C. Buy bal. 16-34 Buy in.
2 C.W.....				
Rej. 3 C.W. Mixed Htd.....				
Account Uncancelled Shipments, add to—				
Rejected Flax Mixed Htd.....	6,226-24	6,261-15	176-08	210-55
1 N.W.C. Mixed Htd.....			207-20	
2 C.W. Mixed Htd.....			84-08	
3 C.W. Mixed Htd.....			1,054-43	
			305-08	
Total Net Surplus.....			1,827-31	
			1,616-32	
<i>Rejected Mixed Grain—</i>				
No. 1.....	Lb.	Lb.	Lb.	Lb.
2.....	74,856		74,850	
3.....	2,370		2,370	
No Grade No. 1 Tough.....	13,600		13,600	
No. 1 Rej. Mixed Htd.....	169,310		169,310	
No Grade No. 3 Tf. Rej. Mxd. Htd.....	70,230		70,230	
Barley and Wild Oats.....	7,200		7,200	
No. 2 Mixed Htd.....	22,300		22,300	
No Grade No. 3 Tough.....		9,440		
Rej. Wheat and Wild Oats Mxd. Htd.....	40,550	6,830	33,720	
Wheat and Rye Mixed.....	2,700		2,700	
	66,150		66,150	
	469,260	16,270	462,430	9,440
Account of Uncancelled Shipments add to—				
3 Mixed Grain.....				
No Grade No. 3 Tough Rej. Mxd. Htd.....			100,000	
Rej. No. 3 Mixed Gravel.....			1,052,520	
No Grade Tf. Rej. Mxd. Htd.....			480	
Wild Oats and Wheat.....			486,950	
			46,870	
Total Net Surplus.....			2,149,250	
			2,139,810	
Standard Stock Food.....	173,870		173,870	Surplus.
Wheat Screenings.....	212,390		212,390	Surplus.
Wheat Scalpings.....	167,980		167,980	Surplus.

Take from No. 1 Rej. Mixed with Htd.

## CANADIAN PACIFIC ELEVATOR "D"—Concluded.

STATEMENT showing Official Stocks, with Surpluses and Deficits as at July 31, 1918—Concluded.

Grade.	Official Stocks, July 31.	Grain in Store, Elev. "D," under Horns paper	Elev. "D" Outstanding Warehouse Receipts, July 31.	Over.	Short.	Adjustments by Registrar.
	lbs.	lbs.	lbs.	lbs.	lbs.	
Oat Scalpings.....	63,350	.....	.....	63,350	Surplus.	
Oat Screenings.....	13,950	.....	.....	13,950	Surplus.	
Wheat and Oat Scalpings.....	627,090	.....	.....	627,090	Surplus.	
Elevator By-products.....	37,450	.....	.....	37,450	Surplus.	



SESSIONAL PAPER No. 10c

## THE EMPIRE ELEVATOR.

STATEMENT showing Official Stocks, with Surpluses and Deficits, as at July 31, 1918.

Grade.	Official Stocks, July 31.	Outstanding Warehouse Receipts, July 31.	Over.	Short.
<i>Wheat—</i>				
1 Northern.....	Bush. 4,948-10	Bush. 3,841-20	Bush. 1,106-50	Bush. .....
2 Northern.....	1,543-00	1,262-30	280-30	.....
3 Northern.....	3,000-10	3,016-20	.....	16-10 Take from 2 Northern.
4.....	4,230-50	4,226-10	4-40	.....
5.....	498-10	200-10	298-00	.....
6.....	3,561-20	1,289-00	3,561-20	.....
Feed.....	1,469-30	28-30	180-30	.....
Rejected No. 4.....	.....	5-30	.....	28-30 Take from No. 4 and 2 Nor.
Rejected No. 6.....	.....	.....	.....	5-30 Take from No. 6.
Smutty 1 Nor.....	36-30	.....	36-30	.....
Smutty 2 Nor.....	— 172-30 (Minus)	.....	.....	172-30 Take from Smutty 1 Nor; Bal. from 2 Nor.
Smutty 3 Nor.....	125-40	12-10	113-30	.....
Smutty 4.....	— 1-50	.....	.....	1-50 Take from Smutty 3 Nor.
Smutty No. 5 Tough.....	1,212-30	1,161-10	51-20	.....
No Grade No. 5 Tough.....	217-20	235-50	.....	18-30 Take from No. 5.
No Grade Smutty 3 Nor. Tough.....	.....	14-10	.....	14-10 Take from Smutty 3 Nor.
No Grade Rejected Special No. 5 Tough.....	.....	442-00	.....	442-00 Take from No. 5; bal. balance No. 5 Wht.
Rejected 4 Mixed Htd.....	15-40	.....	.....	15-40 Take from Smutty 3 Nor.
No Grade Smutty Rej. 2° Mxd. Htd.....	.....	27-10	.....	27-10 Take from Smutty 3 Nor.
No Grade Cond. No. 2.....	.....	2-00	.....	2-00 Take from Smutty No. 5.
Account of Uncancelled Shipments add to 2 Northern.....	20,653-10	15,764-10	5,633-10	744-00
Total Net Surplus.....	.....	.....	30,000-00	.....
	.....	.....	34,889-10	.....
<i>Oats—</i>				
2 C. W.....	30,077-32	28,423-36	1,654-06	.....
3 C. W.....	10,217-31	8,054-01	2,163-30	.....
Ex. 1 Feed.....	20,385-26	20,368-04	17-22	.....
1 Feed.....	41,385-00	39,227-02	2,057-32	.....
2 Feed.....	38,061-04	31,879-08	6,181-30	.....
Rejected.....	97-02	0,031-26	.....	5,984-24 Take from No. 2 Feed.
No Grade 2 C. W. Tough.....	.....	1,782-32	.....	1,782-32 Take from 2 C. W.; Bal. from 3 C. W.

## THE EMPIRE ELEVATOR.

STATEMENT showing Official Stocks, with Surpluses and Deficits as at July 31, 1918—*Concluded*.

Grade.	Official Stocks, July 31.	Outstanding Warehouse Receipts, July 31.	Over.	Short.	Adjustments by Registrar.
	Bush.	Bush.	Bush.	Bush.	
<i>Outs—Con.</i>					
No Grade Ex. 1 Feed Tough.....	7-32	20-20	7-32	20-20	Take from N 1 Feed; Bal. from 3 C.W.
Rejected Mixed Htd.....	60-00			60-00	Take from No. 2 Feed.
No Grade 2 Feed Tough..... (Minus)	270-00			270-00	Take from Rej. Mxd. Htd. No. 2 Fd and No. 1 Feed.
No Grade Rej. Tough Mxd. Htd..... (Minus)					
Account of Uncancelled Shipments add to 2 C.W. Outs.....	139,902-25	135,887-17	12,083-16	8,068-08	
" " 3 C.W. Outs.....			5,000-00		
" " Ex. 1 Feed.....			8,500-00		
			13,900-00		
Total Net Surplus.....			39,483-16		
			31,415-08		
<i>Barley—</i>					
3 C.W.....	10,303-36	10,260-00	48-36		
4 C.W.....	11,552-14	9,961-22	1,590-40		
Feed.....	1,297-24	2,596-42		1,299-18	
Rejected.....		17-01		17-01	Take from No. 4.
No Grade Rej. Tough..... (Minus)	119-38			149-38	
No Grade Feed Tough..... (Minus)	27-01			27-01	
Rej. Mixed Htd.....	726-02		726-02		
No Grade Rej. Tough and Htd..... (Minus)	672-04			672-04	Take from Rej. Mxd. Htd.
Account of Uncancelled Shipments add to 3 C.W. Barley.....	23,035-30	22,835-20	2,365-30	2,165-20	
			1,947-00		
Total Net Surplus.....			4,312-30		
			2,147-10		
<i>Flax—</i>					
1 N.W.C.....	29,854-54	28,401-05	1,453-49	52-45	Take from 1 N.W.C.
2 C.W.....	455-16	508-05		339-01	
3 C.W.....	98-12	437-16			

SESSIONAL PAPER No. 10c

Rej. Mixed Broken Wheat.....	746-29 57-48	57-55 136-52	688-30	99-04	Take from 1 N.W.C. -
Rej. 1 N.W.C. Mixed Heated.....				490-53	
Account of Uncancelled Shipments add to 1 N.W.C. Flax.....	31,212-47	29,561-21	2,142-23 4,000-00		
Total Net Surplus.....			6,142-23 5,651-26		
Rejected Mixed Grain—					
No. 1.....	Lb. 38,446	Lb. 45,280	Lb. 6,834	Lb.	Buy in.
2.....	— 1,730	710	2,440	2,440	
3.....	— 22,240	22,900	720	720	
No. Grade No. 1 Tough.....	— 14,875		14,875	14,875	
Rej. No. 1 Mixed Fireburnt.....	— 760		760	760	Buy in.
Oats and Wild Oats.....	55,500	64,050		8,550	
Total Net Deficit.....	98,821	133,000		34,179 34,179	
Rye—					
Rejected.....	Bush. 120-00	Bush. 129-06		Bush. 9-06	Deficit. Buy in.
Standard Stock Food.....	Lb. 31,000		Lb. 31,000	Surplus.	
Wheat Sealings.....	36,610		36,610	Surplus.	

## CONSOLIDATED ELEVATOR.

STATEMENT showing Official Stocks, with Surpluses and Deficits as at July 31, 1918.

Grade.	Official Stocks, July 31.	Outstanding Warehouse Receipts, July 31.	Over.	Short.
	Bush.	Bush.	Bush.	Bush.
<i>Wheat—</i>				
1 Northern.....	7,324-50	6,906-00	418-50	.....
2 Northern.....	2,824-00	2,824-00	.....	.....
3 Northern.....	60-00	60-00	.....	.....
4.....	1,928-30	1,928-30	.....	.....
5.....	2,058-00	2,058-00	.....	.....
6.....	2,494-50	2,494-50	.....	.....
Feed.....	7,339-50	7,339-50	.....	.....
Sm. No. 2 Goose Wheat.....	30-40	30-40	.....	.....
N. G. 5 Tl.....	154-00	154-00	.....	.....
Rej. 2 Nor. Mxd. Hhd.....	211-10	211-10	.....	.....
Rej. 3 Nor. Mxd. Hhd.....	686-20	686-20	.....	.....
N. G. Tl. Rej. 2 Nor. Mxd. Hhd.....	374-50	374-50	.....	.....
	23,547-00	23,128-10	418-50	.....
Account of Uncancelled Shipments add to 1 Nor.....	.....	.....	17,000-00	.....
" " " 3 Nor.....	.....	.....	6,000-00	.....
" " " Feed.....	.....	.....	1,267-00	.....
Total Surplus.....	.....	.....	24,685-50	.....
<i>Oats—</i>				
2 C. W.....	8,759-04	4,557-22	4,201-16	.....
3 C. W.....	22,804-04	22,864-03	0-01	.....
Ex. 1 Feed.....	49,220-30	49,220-30	.....	.....
1 Feed.....	13,986-06	13,986-01	0-05	.....
2 Feed.....	9,190-30	9,190-30	.....	.....
Total Surplus.....	104,021-06	99,819-18	4,201-22	.....
	.....	.....	4,201-22	.....
<i>Barley—</i>				
3 C. W.....	7,428-26	5,005-46	2,422-28	.....
4 C. W.....	7,386-12	7,386-04	0-08	.....



## SESSIONAL PAPER No. 10c

Rej.....	3,951-12	3,951-02	0-10	.....
Total Surplus.....	18,769-02	16,343-04	2,422-46 2,422-46	.....
<i>Flax—</i>				
1 N.W.C.....	24,182-12	22,842-10	1,340-02	.....
2 C.W.....	1,080-02	1,807-55	0-03	.....
3 C.W.....	461-04	461-03	0-01	.....
Rej. Mx. Broken Wheat.....	76-10	76-03	0-07	.....
Rej. 1 N.W.C. Mxd. Htd.....	0-06	.....	0-06	.....
Total Surplus.....	26,527-34	25,187-15	1,340-19 1,340-19	.....
<i>Mixed Grain—</i>				
No. 1.....	lbs. 24,590	lbs. 11,860	lbs. 12,730	lbs.
2.....	54,010	54,010	.....	.....
3.....	16,380	16,380	.....	.....
No. 1 Rej. Mxd. Htd.....	320	320	.....	.....
Total Surplus.....	95,300	82,570	12,730 12,730	.....
Standard Stock Food.....	Lb. 17,600	Lb. .....	Lb. 17,600	Surplus.
Elevator By-products.....	80,000	.....	80,000	Surplus.

## OGILVIE'S ELEVATOR.

STATEMENT showing Official Stocks, with Surpluses and Deficits, as at July 31, 1918.

Grade.	Official Stocks, July 31.	Outstanding Warehouse Receipts, July 31.	Over.	Short.	Adjustments by Registrar.
<i>Wheat—</i>					
1 Northern.....	Bush, 9,376-20	Bush, 6,634-40	Bush, 2,741-40	Bush, .....	
2 Northern.....	9,121-10	3,274-40	5,849-30	.....	
3 Northern.....	14,786-20	8,334-30	6,451-30	.....	
4 .....	1,076-40	890-30	186-10	.....	
5 .....	402-20	1,741-50	.....	1,339-30	Take from No. 4 and 3 Nor.
6 .....	13,510-40	10,871-30	2,639-10	.....	
Feed .....	9,915-00	13,272-20	.....	3,357-20	Take from No. 6 and 3 Nor.
Ref. 2 Northern.....	1,090-00	1,092-50	.....	2-50	Take from 2 Nor.
Ref. 3 Northern.....	681-50	717-30	878-10	35-40	Take from 3 Nor.
No Grade 4 Tough.....	878-10	.....	.....	.....	
No Grade Ref. 1 Nor. Tough.....	1,059-20	.....	1,059-20	.....	
Total Net Surplus.....	61,930-50	46,830-40	19,805-30 15,100-10	4,705-20	
<i>Oats—</i>					
2 C. W.....	7,725-00	7,147-25	577-09	.....	
3 C. W.....	12,331-06	13,800-02	.....	1,468-30	Take from 2 C. W. Buy balance.
Ex. 1 Feed.....	12,879-04	14,877-22	.....	1,998-18	Buy in.
1 Feed.....	7,128-18	9,317-02	4,811-16	.....	
2 Feed.....	84,101-26	87,553-48	.....	3,451-26	Take from No. 1 Feed.
Rejected.....	54,470-00	2,039-24	3,430-40	.....	
Rejected Mixed Hhd.....	607-02	594-04	12-32	.....	
Total Net Surplus.....	130,242-22	128,329-29	8,831-33 1,912-27	6,919-06	
<i>Barley—</i>					
3 C. W.....	19,028-06	13,685-40	5,342-14	.....	
4 C. W.....	12,038-26	13,920-27	.....	1,882-01	Take from 3 C. W.
Rejected.....	2,663-46	3,385-00	.....	721-02	
Feed.....	1,785-30	551-02	1,234-28	.....	
No Grade 3 C. W. Tough.....	1,164-08	1,143-16	20-40	.....	

SESSIONAL PAPER No. 10c

Rej. 4 C.W. Musty.....	270-40.....	270-40.....	270-40.....
Total Net Surplus.....	30,951-12	32,685-37	2,603-03
<i>Rejected Mixed Grain—</i>			
No. 3.....	Lb. 139,550	Lb. 127,480	Lb. Surplus.
Wild Oats and Oats.....			Surplus.
Standard Stock Food.....	98,510		Surplus.
Oat Scalpings.....	354,630		Surplus.





No Grade Tough Ex. 1 Feed. No Grade 2 Feed Tough. No Grade Rejected Tough.	(Minus)	202-12 30-30	202-12 1-06	202-12 30-30	202-12 1-06
Total Net Surplus.....		85,827-14	85,315-26	6,296-26	5,785-04
<i>Barley—</i>					
3 C. W.....		1,775-10	1,585-10	190-00	
4 C. W.....		7,385-30	6,656-24	729-06	
Feed.....		2,350-10	2,521-04		170-42
Rejected.....			63-36		63-36
Total Surplus Net.....		11,511-02	10,826-26	919-06	234-30
<i>Flax—</i>					
1 N. W. C.....		43,340-45	41,469-43		1,128-54
2 C. W.....		589-34	611-55		22-21
Rejected.....		7-08	4-31	2-33	
Rej. Mixed Broken Wheat.....		313-49	200-32	113-17	
Rej. 1 N. W. C. Mixed Htd.....		1,067-28	1,035-27	32-01	
Rej. 2 C. W. Mixed Htd.....		262-03	285-03		
No Grade Rej. 3 C. W. and Mixed Htd.....		164-06	154-28	9-34	
Rej. 1 N. W. C. Mixed Htd. and Mouldy.....		926-09	920-09		
Total Net Deficit.....		46,665-39	47,682-04	157-29	1,173-50
<i>Mixed Grain—</i>					
1.....		Lb., 140,070	Lb., 115,810	Lb., 24,260	Lb.,
2.....		136,430	135,630	800	
3.....		76,930	72,687	4,243	
No Grade Tough Mixed Grain.....			8,020		8,020
No. 1 Rej. Mixed Htd.....			4,500		4,500
No Grade No. 3 Tough Mixed Htd.....		47,810	47,810		
Total Net Surplus.....		401,240	384,457	29,303	12,520
<i>Barley and Wild Oats.</i>					
Wild Oats and Wheat.....		Lb., 75,260	Lb., 75,200	Lb., 60	Lb.,
Broken Wheat and Flax.....		66,000	2,120		—Surplus
Oat Scalpings.....				66,000	2,120
Standard Stock Food.....		31,900		25,270	Buy in.
				34,900	

UNITED GRAIN GROWERS, LIMITED, ELEVATORS "B" AND "E."

STATEMENT showing Official Stocks, with Surpluses and Deficits as at July 31, 1918.

Grade.	Official Stocks, July 31.	Outstanding Warehouse Receipts, July 31.	Over.	Short.	Adjustments by Registrar.
<i>Wheat—</i>					
1 Northern.....	Bush. 11,246-50	Bush. 7,467-40	Bush. 3,779-10	Bush.	
2 Northern.....	1,616-40	1,616-40			
3 Northern.....	6,931-30	5,501-10	1,430-20		
4 ..... 5 ..... 6 ..... Feed.....	4,837-10 664-40 139-20 1,751-40	3,375-00 664-40 139-20 1,038-10	1,522-10 ..... ..... 713-30	..... ..... ..... 5-40	..... ..... ..... 168-00
2 A. R. Winter.....	5-40	.....	.....	.....	.....
Rejected No. 6 Mixed Hhd.....	168-00	.....	.....	.....	.....
Account of Uncancelled Shipments add to	27,421-30	19,802-40	7,618-50		
" 1 Northern.....	.....	.....	30,722-20	.....	
" 2 Northern.....	.....	.....	14,800-10	.....	
" 3 Northern.....	.....	.....	4,100-50	.....	
" No. 4.....	.....	.....	2,525-10	.....	
" ".....	.....	.....	61-50	.....	
" No. 5.....	.....	.....	12-30	.....	
" No. 6.....	.....	.....	.....	.....	
Total Surplus.....	.....	.....	59,901-40	.....	
<i>Oats—</i>					
2 C. W.....	156,478-08	152,177-16	4,300-26	.....	Take from 2 C. W. Buy balance.
3 C. W.....	101,787-12	125,164-13	.....	23,377-01	.....
Ex. 1 Feed.....	181,301-06	159,317-32	21,983-08	.....	.....
1 Feed.....	194,363-18	193,763-02	600-16	.....	.....
2 Feed.....	112,761-11	117,292-09	.....	4,530-32	Take from No. 1 Feed and Extra 1 Feed.
Rejected.....	16,088-04	16,563-28	.....	475-24	.....
No Grade 2 C. W. Tough.....	7,505-26	8,012-12	.....	505-20	Buy in.
No Grade 3 C. W. Tough.....	1,882-12	.....	1,882-12	.....	.....
No Grade Ex. 1 Feed Tough.....	2,067-12	902-32	1,164-14	.....	.....
No Grade 1 Feed Tough.....	6,402-02	7,344-01	.....	942-02	Take from N. G. Ex. 1 Feed Tf.
No Grade 2 Feed Tough.....	—	1,917-22	.....	2,414-24	Take from N. G. Ex. 1 Feed, Tf., N. G. 3 C. W. Tf.; Bal. Ex. 1 Feed.
(Minus).....	.....	.....	.....	.....	.....

## SESSIONAL PAPER No. 10c

No Grade Rej. Tough.....	1,916-06	1,916-06	1,916-06	1,916-06	1,916-06
Total Deficit.....	782,037-13	782,456-00	31,827-14	32,246-01	418-21
<i>Barley</i> —					
3 C. W.....	30,185-20	26,141-03	4,044-17	177-04	
4 C. W.....	25,429-38	25,608-42		601-118	
Feed.....	10,841-02	11,442-20		2,064-00	
Rejected.....	9,357-14	11,421-14			
No Grade 4 C. W. Tough.....	2,418-16	2,289-36	129-10		
No Grade Rejected Tough.....	690-00		690-00		
No Grade Feed Tough.....	542-24	542-24			
Total Surplus.....	79,465-00	77,443-43	4,863-27	2,842-22	
<i>Rye</i> —					
No. 2 C. W.....	635-20	621-04	14-16	Surplus.	
<i>Mixed Grain</i> —					
No. 1.....	Lb.	Lb.	Lb.		
No. 2.....	194,010	47,030	146,980		
No. 3.....	10,560	6,260	4,300		
Rye and Wheat.....	212,680	75,415	137,265		
Wheat and Rye.....	33,030	11,810	22,120		
Barley and Wild Oats.....	24,070	21,990		21,990	Buy in.
Account of Uncancelled Shipments, add to No. 3.....	475,250	186,575	310,665	21,990	
Total Surplus.....			70,000		
			358,675		

Take from 3 C. W.

## FORT WILLIAM ELEVATOR.

## STATEMENT showing Official Stocks, with Surpluses and Deficits as at July 31, 1918.

Grade.	Official Stocks, July 31, 1918.	Outstanding Warehouse Receipts, July 31, 1918.	Over.	Short.	Adjustments by Registrar.
	Bush.	Bush.	Bush.	Bush.	
<i>Wheat—</i>					
1 Northern.....	327-50	327-50	208-20	.....	
2 Northern.....	208-20	.....	.....	.....	
3 Northern.....	1,929-10	1,907-50	21-20	.....	
No. 4.....	1,457-00	1,447-50	9-10	.....	
No. 5.....	1,864-10	1,380-50	483-20	.....	
No. 6.....	1,443-20	.....	1,443-20	.....	
Feed.....	100-00	100-00	.....	.....	
2 A. R. Winter	64-10	.....	64-10	.....	
Reg. No. 4.....	.....	5-10	.....	5-10	Take from No. 4.
Smutty 2 Nor.....	20-20	30-20	.....	.....	
Smutty Reg. 2 Nor.....	33-20	.....	33-20	.....	
Reg. 2 Nor. Mixed Hhd.....	120-20	76-00	44-20	.....	
	7,578-00	5,175-50	2,407-20	5-10	
Account of Uncancelled Shipments add to					
" 1 Northern.....					3,048-40
" " 2 Northern.....					3,500-00
" " 3 Northern.....					6,800-00
" " No. 5.....					2,200-00
					48,956-00
Total Net Surplus.....					48,950-50
<i>Oats—</i>					
2 C. W.....	13,441-26	4,247-11	9,194-15	.....	
3 C. W.....	19,085-30	18,034-24	151-06	.....	
Ex. 1 Fd.....	46,553-22	46,495-00	58-22	.....	
1 Feed.....	113,051-16	114,837-32	.....	1,786-16	Take from 2 C. W.
2 Feed.....	119,473-28	121-730-30	.....	2,257-02	Take from X 1 Fd., 3 C. W. and 2 C. W.
Rejected.....	.....	187-25	.....	187-25	Take from 2 C. W.
No Grade 2 C. W. Tough.....	951-16	2,067-22	.....	1,116-06	Take from 2 C. W.



SESSIONAL PAPER No. 10c

	1,419-04	87-02 354-02	1,065-02	87-02 Take from 2 C. W.
No Grade Ex. 1 Fd. Tough.				
No Grade 1 Feed Tough.				
Total Net Surplus.....	313,977-06	308,942-12	10,469-11 5,034-28	5,434-17
<i>Barley—</i>				
3 C. W.	5,792-44	2,763-16	3,029-28	
4 C. W.	18,506-42	18,116-02	390-40	
Feed.....	3,329-08	3,328-46	0-10	
Rejected.....	3,899-08	3,894-08	5-00	
Total Surplus.....	31,528-06	28,102-24	3,425-30 3,425-30	
<i>Flax—</i>				
1 N. W. C.	11,416-50	4,669-26	6,747-24	
2 C. W.	1,944-00	1,830-04	113-52	
3 C. W.		78-15		78-15
Rejected.....		0-28		0-28
Rejected Mix'd Broken Wheat.		7-00		7-00
Rej. 1 N. W. C. Mixed Hfd.	95-07	95-07		
Total Net Surplus.....	13,456-01	6,680-24	6,861-24 6,775-33	85-43
<i>Rejected Mixed Grain—</i>				
No. 1.....	Lbs.	Lbs.	Lbs.	Lbs.
2.....	43,450	6,140	37,310	
3.....	29,550	28,715	835	
Wheat and Rye.....	19,000	19,000	19,000	
	23,900		23,900	
Total Surplus.....	115,900	34,855	81,045 81,045	
<i>Rye—</i>				
No Grade 2 C. W. Tough.....	49-06			49-06 Surplus.
Standard Stock Food.....	20,600			20,600 Surplus.



SESSIONAL PAPER No. 10c

No Grade 1 C. W. Tough.....	30-10	68 28		38-18	Buy in.
No Grade 2 C. W. Tough.....		1,530-00		1,530-00	Buy in.
No Grade Ex. 1 Feed Tough.....		80-09		80-09	Buy in.
No Grade 1 Feed Tough.....	1,769-14	3,703-08		1,933-28	Take from 3 C. W. Buy Balance.
No Grade 2 Feed Tough.....	309-24		309-24		
Rejected Mixed Htd.....	5,483-08	5,317-36		165-12	
No Grade Tough Rejected Mixed Htd.....	4,165-10		4,165-10		
Condemned.....	2,810-30		2,810-30		
Total Deficit.....	55,344-11	57,424-11	10,784-30	12,804-27	
				2,079-31	
<i>Barley—</i>					
Ex. 3 C. W.....	701-02		701-02		
3 C. W.....	5,315-20	6,031-42		716-22	Take from Ex. 3 C. W. Buy Balance.
4 C. W.....	6,148-06	5,928-19	219-35		
Feed.....	268-16	300-00		31-32	Take from 4 C. W.
Rejected.....	384-08	394-20		10-12	
Total surplus.....	12,817-04	12,654-33	920 37	758 18	
			162 19		
<i>Rye—</i>					
2 C. W.....	33-52		33-52		
Total surplus.....			33-52		
<i>Rejected Mixed Grain—</i>					
No. 1.....	Lbs.	Lbs.	Lbs.	Lbs.	
No. 2.....	2,625,900	2,575,280			
No. 3.....	840,060	841,667	50,620	1,697	
No. 4.....	1,219,340	1,222,834		3,494	
No Grade No. 1 Tough.....	9,070	12,830		3,760	
No Grade No. 2 Tough.....	139,660	140,730		2,070	
No Grade No. 3 Tough.....	150,440	153,100		2,660	
Rej. No. 2 Mixed Htd.....	85,810	86,190		380	
No Grade Rej. No. 1 Mixed Htd. Tl.....	9,410		9,410		
Total Net Surplus.....	5,078,090	5,032,631	60,030	13,971	
			46,059		
<i>Barley, Wheat and Wild Oats Mixed.....</i>					
No Grade Tough Bar. and Wild Oats Mixed.....	Lbs.	Lbs.	Lbs.	Lbs.	
Bkn. Wht. Flax and Wild Buckwheat Mixed.....	11,610		11,610	Surplus.	
Oat Scalpings.....	6,830		6,830	Surplus.	
Scalpings.....	78,250	77,850	59,640	Surplus.	
	2,670	Over ship-	2,670	Surplus.	
		ment.			
	159,000	77,850	81,150	Surplus.	

## GRAND TRUNK PACIFIC ELEVATOR.

STATEMENT showing Official Stocks, with Surpluses and Deficits as at July 31, 1918.

Grade.	Official Stocks, July 31, 1918.		Outstanding Warehouse Receipts, July 31, 1918.		Over.		Short.	Adjustments by Registrar.
	Bush.	Bush.	Bush.	Bush.	Bush.	Bush.		
<i>Wheat</i> —								
1 Northern.....	628-50		628-50		628-50			
2 Northern.....	8,375-20		3,565-10		4,810-10			
3 Northern.....	4,022-30		1,070-10		2,952-20			
4.....	9,539-30		6,219-40		3,319-50			
5.....	3,307-00		470-00		2,831-00			
6.....	1,309-50				1,309-50			
Feed.....	7,353-20		381-50		6,971-30			
Rej. 2 Northern.....	102-50				102-50			
Dried Rej. 2 Northern.....	505-40				505-40			
Rej. 4.....	276-40		100-50		169-50			
Rej. No. 6.....	359-40				359-40			
Rej. No. 6.....	962-00		949-40		12-20			
Smutty 2 Northern.....	538-30				538-30			
Smutty No. 6.....	246-50		252-30				5-40	Take from No. 6.
Smutty Rej. 2 Northern.....	16-40				16-40			
No Grade No. 4 Tough and Musty.....	563-00		332-20		230-40			
No Grade 5 Tough.....			96-10				96-10	Take from No. 5.
No Grade Feed Tough.....								
No Grade Rej. No. 6 Tough.....	206-40		206-40					
No Grade Rej. No. 6 Tough.....	2,630-10		596-10		2,034-00			
Rej. 2 Nor. Mixed Htd.....	791-10		573-10		218-00			
Rej. 4 Mixed Htd.....	42-50				42-50			
Rej. 4 Rej. Mixed Htd.....	1,527-50				1,527-50			
Rej. No. 5 Rej. Mixed Htd.....	2,019-30				2,019-30			
Smutty Rej. No. 4 Mixed Htd.....	171-20		171-20					
No Grade Rej. 2 Nor. Tf. Rej. Mixed Htd.....	231-10		60-00		171-10			
Condemned No. 1.....	2,302-40				2,302-40			
No Grade Comd. No. 2 Tf. Htd. and Htg.....								
	48,627-40		14,254-50		34,474-40		101-50	



Account of Uncancelled Shipments add to 1 Northern.		No. 4.		No. 6.	
Total Net Surplus		61,439-30		61,337-40	
<b>Oats—</b>					
1 C. W.	1,908-28	1,903-18	5-10		
2 C. W.	77,745-20	53,055-07	24,690-13		
3 C. W.	73,102-12	68,109-02	4,993-10		
Ex. 1 Feed.	70,335-00	89,684-08			
1 Feed.	34,791-06	46,634-14			
2 Feed.	33,480-00	32,476-29			
No Grade 2 C. W. Tough.		1,192-02	1,003-05		
No Grade 3 C. W. Tough.		1,635-06			
No Grade Ex. 1 Feed Tough		582-25			
No Grade 1 Feed Tough	6,789-24	1,979-03	4,810-21		
Rejected.	6,755-20	4,704-24	2,050-30		
No Grade Rejected Tough					
Rejected Mixed Htd.	2,181-06	3,068-10			
No Grade Cond. Tough Htd. and Htg.	571-06		571-06		
Condemned.	1,439-04	223-28	1,439-04		
Oats and Wild Oats					
<b>Barley—</b>					
3 C. W.	309,149-24	306,090-06	39,563-31		
4 C. W.			3,059-18		
Feed.					
Rejected.	15,529-08	15,482-17	46-39		
No Grade 4 C. W. Tough.	16,087-04	16,678-34			
No Grade Feed Tough.	5,735-30	5,334-28	401-02		
Rejected Mixed Htd.	5,347-34	1,727-04			
No Grade Rej. Tough Mxd. Htd.	2,648-16	1,266-02	1,382-14		
Condemned.	426-32	426-32			
	1,284-08		1,284-08		
	62-24		62-24		
	7-14		7-14		
<b>Total Net Surplus</b>	42,328-26	40,915-21	3,184-05		
			1,413-05		
<b>Flax—</b>					
1 N. W. C.	15,506-14	14,134-11	1,372-03		
2 C. W.		167-40			
3 C. W.		101-12			
Rej. 1 N. W. C. Mixed Htd.		4-26			
Rej. 2 C. W. Mixed Broken Wheat.		151-31			
Rej. Mixed Broken Wheat.	502-08	97-37	404-27		

**GRAND TRUNK PACIFIC ELEVATOR—Concluded.**

STATEMENT showing Official Stocks, with Surpluses and Deficits as at July 31, 1918. *Concluded.*

Grade.	Official Stocks, July 31, 1918.	Outstanding Warehouse Receipts, July 31, 1918.	Over.	Short.	Adjustments by Registrar.
<i>Flax</i> —Con.	Bush.	Bush.	Bush.	Bush.	
No Grade Con. Flax.....	106-24		106-24		
	16, 114-46	14, 656-45	1, 882-54	424-53	
			1, 458-01		
Total Net Surplus.....					
<i>Rejected Mixed Grain</i> —	Lbs.	Lbs.	Lbs.		
No. 1.....	51, 370	6, 400	44, 970		
No. 2.....	24, 730	3, 490	21, 240	Surplus.	
No. 3.....	141, 210		141, 210	Surplus.	
No. 1 Rejected Mixed Htd.....	46, 460	190	46, 270	Surplus.	
No. 2 Rejected Mixed Htd.....	27, 010		27, 010		
No Grade No. 3 Tough.....	4, 740		4, 740		
Condemned No. 2.....	6, 340		6, 340		
No Grade No. 3 Tt. Rej. Mixed Htd.....	41, 380		41, 380		
No. 3 Rej. Mixed Htd.....	102, 820		102, 820		
Smutty No. 3.....	52, 000		52, 000		
	498, 060	10, 080	487, 980	Surplus.	
<i>Rye</i> —					
2 C. W.....		596-26		596-26	Buy in.
Account of Uncancelled Shipments add to Rej. Rye.....			363-32		
Total Net Deficit.....				232-50	
		Lbs.		Lbs.	
Barley and Wild Oats.....		7, 670		7, 670	Total Deficit. Buy in.
Standard Stock Food.....	Lbs.		Lbs.		
	979, 360		979, 360	Surplus.	

SESSIONAL PAPER No. 10c

Oats, Wild Oats, Wheat and Barley Mixed.....	.....	Lbs. 711,320	Surplus.
Wheat by Products.....	Lbs. 116,420	Lbs. 116,420	Surplus.
Elevator By Products.....	108,700	108,700	Surplus.





SESSIONAL PAPER No. 10c

Total Net Surplus.....				41,544-40 39,465-00
<i>Oats—</i>				
2 C. W.....	51,144-24	39,504-22	15,550-02	
3 C. W.....	101,492-22	99,964-26	1,527-30	
Ex. 1 Feed.....	157,548-24	146,900-12	10,648-12	
1 Feed.....	147,076-33	136,245-05	10,831-28	
2 Feed.....	169,925-24	163,635-27	6,289-31	
Rejected.....	23,274-24	19,650-10	3,624-14	
Minus.....	1,784-14	798-04		2,582-18
No Grade 2 C. W. Tough.....		2,217-22		2,217-22
No Grade 3 C. W. Tough.....		4,353-18		4,353-18
No Grade Ex. 1 Feed Tough.....	1,274-14	21,009-10		19,734-30
No Grade 1 Feed Tough.....		1,905-30		1,905-30
No Grade Rej. Tough.....	1,910-00		1,910-00	
Rej. Mixed Htd.....	0-30			0-30
Condemned.....				
Minus.....				
Total Net Surplus.....	651,862-19	632,275-16	50,382-15 19,587-03	30,795-12
<i>Barley—</i>				
3 C. W.....	42,395-04	27,782-05	14,612-47	
4 C. W.....	80,688-24	86,504-12		5,815-36
Rejected.....	158-26	1,681-22		1,522-44
Feed.....		1,075-40		1,075-40
Rej. Mixed Htd.....	1,168-36	1,175-40		7-04
Total Net Surplus.....	124,410-42	118,219-23	14,612-47 6,191-19	8,421-28
<i>Flax—</i>				
1 N. W. C.....	19,612-49	17,413-48	2,199-01	
2 C. W.....		1,896-43		1,896-43
3 C. W.....		47-49		47-49
Rej. Mixed Broken Wheat.....		5-03		5-03
Total Net Surplus.....	19,612-49	19,363-31	2,199-01 249-18	1,949-39
<i>Rye—</i>				
2 C. W.....	408-22	441-44		33-22
Minus.....				
Total Net Surplus.....				Deficit Buy in.
<i>Mixed Grain—</i>				
Rej. Mixed Grain.....	Lbs.	Lbs.	Lbs.	Lbs.
No. 1.....	18,170	18,170	18,170	18,170
No. 2.....	1,215	1,215	1,215	1,215
No. 3.....	12,095	12,095	70,235	Buy in.
No Grade No. 3 Tough.....	82,330	6,000		6,000
Take from No. 3 Tough.....				Take from Mixed Grain No. 3.

PORT ARTHUR ELEVATOR.

STATEMENT showing Official Stocks, with surpluses and deficits as at July 31, 1918.

Grade.	Official Stocks, July 31, 1918.	Outstanding Warehouse Receipts, July 31, 1918.	Over.	Short.	Adjustments by Registrar.
	lbs.	lbs.	lbs.	lbs.	
<i>Mixed Grain—Con.</i>	46,850	47,100		250	Take from Mixed Grain No. 3.
Barley and Wild Oats.....	129,180	84,580	70,235	25,635	
			44,600		
Total Net Surplus.....	1,092,230		1,092,230	Surplus.	
Standard Stock Food.....					
Wheat Scalpings.....	372,610		372,610	Surplus.	
Oat Scalpings.....	1,028,200		1,028,200	Surplus.	







SESSIONAL PAPER No. 10c

<i>Flax—</i>									
1 N. W. C.....	9,574-12	9,062-54	511-14	37-53	} Take from 1 N. W. C.				
2 C. W.....	4-10	33-43		134-38					
3 C. W.....	1,405-02	1,539-40		39-20					
Rejected.....		39-20							
Rejected Mxd. Broken Wht.....	474-11	154-10	320-01						
Rej. 1 N. W. C. Mixed Htd.....	1,009-16	967-07	42-09						
Rej. 2 C. W. Mixed Htd.....		1-32		1-32	} Take from Rej. 1 N. W. C. Mxd. Htd.				
	12,458-31	11,798-38	873-24	213-31					
			800-00						
Account of Uncancelled Shipments add to 1 N. W. C. Flax.									
Total Net Surplus.....			1,673-24						
			1,459-49						
<i>Rejected Mixed Grain—</i>			Lb.	Lb.	} Buy in.				
No. 1.....	460	1,970		2,430					
No. 2.....	10,970	17,930		6,960					
No. 3.....	10,810	10,810							
Wheat and Rye.....	1,750	1,750							
Condemned.....		5,000							
Rej. Mixed Htd.....	16,580	8,350	8,230		} Take from Rejected Mixed.				
	39,650	45,810	8,230						
				14,390					
Total Net Deficit.....				6,160					
Standard Stock Food.....		Lb.							
	186,630		186,630	Surplus.					
Wheat Scalpings.....									
	24,400		24,400	Surplus.					
Flax Scalpings.....									
	101,370		101,370	Surplus.					

HORN'S ELEVATOR.

STATEMENT showing Outstanding Warehouse Receipts, with Overages and Shortages at July 31, 1918. Elevator shipped out and closed, May 1, 1918.

Grade.	Horn's Outstanding Warehouse Receipts, July 31.	Horn's Grain in Elevator "D".	Over.	Short.	Adjustments by Registrar.
<i>Wheat—</i>	Bush.	Bush.	Bush.	Bush.	
1 Northern.....	124 10	.....	.....	124 10	
2 Northern.....	745 20	.....	.....	745 20	
Dried 2 Northern.....	4,562 20	.....	.....	4,562 20	Buy in.
Dried 3 Northern.....	810 50	.....	.....	810 50	
No. 4.....	2,120 20	.....	.....	2,120 20	
Dried No. 4.....	3,399 40	.....	.....	3,399 40	
No Grade 2 Northern Tough.....	1,178 00	.....	.....	1,178 00	
No Grade 3 Northern Tough.....	188 50	.....	.....	.....	
No Grade 4 Tough.....	49 00	.....	.....	.....	
No Grade 6 Tough.....	175 40	.....	.....	.....	
Smutty 3 Northern.....	5 20	.....	.....	.....	
Dried Rej. 2 Northern.....	51 00	.....	.....	.....	
No Grade Tough Rej. No. 5 Mixed Hhd.....	45 10	.....	.....	45 10	
Rej. 4 Mixed Hhd.....	21 40	.....	.....	21 40	Buy in.
Dried Smutty Rej. No. 6.....	242 50	.....	.....	242 50	
Dried Cond. No. 2.....	8 20	.....	.....	.....	
Smutty Rej. N2 Northern.....	16 50	.....	.....	16 50	Buy in.
	13,745 20	302 30	.....	13,442 50	
Account of Uncancelled Shipments add to Rej. 3 Nor. Mixed Gravel.....			397 50		
Account of Uncancelled Shipments add to Rej. No. 4 Mixed Gravel.....			4,228 30		
Account of Uncancelled Shipments add to N. G. Tl. Rej. No. 4 Mixed Gravel.....			4,700 00		
Total Net Deficit.....			9,326 20	4,116 30	

[illegible]





SESSIONAL PAPER No. 10c

GOVERNMENT ELEVATOR, PORT ARTHUR.  
STATEMENT showing Official Stocks, with surpluses and Deficits as at July 31, 1918.

Grade.	Official Stocks, July 31, 1918.		Outstanding Warehouse Receipts, July 31, 1918.		Over.		Short.		Adjustments by Registrar.
	Bush.		Bush.		Bush.		Bush.		
<i>Wheat—</i>									
1 Hard.....			1,566-10				1,566-10		
1 Northern.....	1,094-00		9,012-20				7,918-20	Buy in.	
2 Northern.....	2,283-20		11,551-00				9,267-40		
3 Northern.....	471-30		471-30		471-30				
4.....	444-40		16,690-30				16,245-50	Buy in.	
5.....			46-10				46-10		
6.....			1,035-30				1,035-30		
Dried No. 3 Northern.....			1,566-40				1,566-40	Take from 3 Nor., Buy Balance.	
Feed.....	11,044-30		1,349-10		9,695-20				
Rej. 2 Northern.....			170-00				170-00	Buy in.	
Smutty 1 Northern.....	410-40		21-50		388-50				
Smutty 2 Northern.....	1,489-20		457-30		1,031-50				
Smutty No. 6.....	1,395-20				1,395-20				
Smutty Feed.....	22-10				22-10				
No Grade 2 Northern Tough.....	91-40		24,928-20				24,928-20	Buy in.	
No Grade 5 Tough.....	3,453-10		3,453-10		91-40				
No Grade Smutty 3 Northern Tough.....			273-50				273-50	Take from Smutty 2 Nor.	
No Grade Smutty No. 6 Tough.....			1,073-20				1,073-20	Take from Smutty No. 6.	
Rej. 1 Nor. Mixed Htd.....	459-20				459-20				
Rej. 2 Nor. Mxd. Htd.....	646-50				646-50				
Rej. 3 Nor. Mxd. Htd.....	1,204-10				1,204-10				
Rej. 3 Nor. Mxd. Fire Burnt.....	1,060-50				1,060-50				
Rej. 3 Nor. Rej. Mxd. Htd.....	453-10		451-20		1-50				
Rej. 4 Mixed Htd.....	4,691-40		3,575-50		1,115-50				
Rej. No. 5 Mixed Htd.....	3,253-20		1,416-20		1,837-00				
Rej. No. 6 Mixed Htd.....	3,345-10		2,542-20		802-50				
Rej. Feed Mixed Htd.....	2,931-00		1,288-30		1,642-30				
Rej. No. 6 Mixed Fire Burnt.....			1-30				1-30	Take from Rej. 6 Mxd. Htd.	
Smutty Rej. 1 Nor. Mixed Htd.....			23-20				23-20	Take from Rej. 1 Nor. Mxd. Htd.	
Smutty Rej. 2 Mixed Htd.....	1,117-50		111-50		1,006-00				
Smutty Rej. 4 Mixed Htd.....	42-40		8-30		34-10				
Sample Wheat.....	676-10		676-30				0-20	Take from Smutty 2 Nor.	
No Grade Rej. 2 Nor. Tough Mixed Htd.....	2-10				2-10				

## GOVERNMENT ELEVATOR, PORT ARTHUR—Concluded.

STATEMENT showing Official Stocks, with Surpluses and Deficits as at July 31, 1918—Concluded.

Grade.	Official Stocks, July 31, 1918.	Outstanding Warehouse Receipts, July 31, 1918.	Over.	Short.	Adjustments by Registrar.
<i>Wheat</i> —Con.					
Cond. No. 1.....	Bush.	Bush.	Bush.	Bush.	
Cond. No. 2.....	606-40	53-20	448-40	53-20	Take from Rej. 2 Nor. Mxd. Htd.
No Established Grade No. 4 Bluestem.....		158-00		3-10	Take from Smutty 1 Nor.
No Grade Cond. No. 2 Fire Burnt.....		1,330-20		1,330-20	Take from Rej. 3 Nor. Mxd Fire Burnt; Balance from Rej. 4 Mxd. Htd.
Account of Uncancelled Shipments add to					
“ 1 Hard.....	42,691-20	84,836-20	23,358-50	65,503-50	
“ 1 Northern.....			6,036-40		
“ 2 Northern.....			57,948-40		
“ 3 Northern.....			12,997-00		
No. 4.....			1,365-10		
No. 5.....			18,393-00		
6.....			14,117-00		
			255-20		
Total Net Surplus.....	—		134,471-40	0	
			68,967-50		
<i>Oats</i> —					
2 C.W.....	27,381 16	20,891 16	6,490 00		
3 C.W.....	33,392 32	35,680 20	7,963 08	2,287 22	Take from 2 C.W.
Ex. 1 Feed.....	188,879 14	180,916 06	1,822 21		
1 Feed.....	38,326 06	36,503 19			
2 Feed.....	14,627 02	18,912 04		4,285 02	Take from No. 1 Feed Bal. from X 1 feed.
Rejected.....	955 20	774 14	181 06		
No. Grade 2 C.W. Tough.....		0-10		0-10	
No Grade 3 C.W. Tough.....		0-10		0-01	Take from 2 C.W.
No Grade 1 Feed Tough.....		583-32		583-32	Take from X 1 Feed.
Rejected Mxd. Htd.....	546-30		546-30		
Condemned.....	287-32		287-32		
Wild Oats.....		39-24		39-24	
Oats and Wild Oats.....		48-28		48-28	Take from Rejected.
Total Net Surplus.....	304,397-16	294,351-04	17,291-29	7,245-17	
			10,046-12		

## SESSIONAL PAPER No. 10c

Barley— 3 C.W. 4 C.W. Feed. Rejected. Rejected Mxd. Htd. Rej. Bar. Rej. Mxd. Htd. & Roasted.	13,324-38 4,710-30 7,231-22 588-06 593-16	5,536-42 8,373-27 118-26 5,725-00 588-06	7,787-44 3,662-45 118-26 1,506-22 588-06 593-16	Take from 3 C.W. Take from Rejected. Take from Rej. Bar. Rej. Mxd. Htd.; Bal. from Rejected.
Total Net Surplus.....				
	25,855-00	20,347-15	9,882-24 5,507-33	4,374-39
Flax— 1 N.W.C. 2 C.W. 3 C.W. Rej. 1 N.W.C. Mxd. Htd. 2 C.W. Mxd. Htd. Rej. Mxd. Broken Wht. Rej. Mxd. Broken Wht. Rej. Mxd. Htd). Sample.	13,383-18 13,301-40 6,578-05 1,201-24 376-43 393-52 35,235-14	11,453-45 2,711-53 125 16 1,210-19 23-00 374-28 670-00 328-52 16,897-45	1,929-29 10,589-43 6,452-45 8-51 353-43 19-24 670-00 328-52 19,345-16 18,337-25 1,007-47	Take from 1 N.W.C. Take from 2 C.W. Mxd. Htd. Bal. 3 C.W. Take from 3 C.W.
Total Net Surplus.....				
	Lb.	Lb.	Lb.	Lb.
Rejected Mixed Grain— No. 1. 2. 3. No. 1 Rej. Mxd. Mtd. No. 2 Rej. Mxd. Htd. Cond. No. 1 Htd. No Grade No. 1 Tough.	86,230 270,760 152,120 67,810 576,920	102,040 510 92,260 1,630 5,040 151,870 68,000 421,350	15,810 510 178,500 1,630 5,040 250 190 178,750 155,570	Buy in. Take from No. 3. Take from No. 3.
Total Net Surplus.....				
	Lb.	Lb.	Lb.	Lb.
Scalings. Flax Scalings.	41,600 300,000	41,600 65,000	41,600 234,500	
Total Surplus.....				
	Lb.	Lb.	Lb.	Lb.
Standard Stock Food.....	100,380	100,380	100,380	Surplus.

## SASKATCHEWAN CO-OPERATIVE ELEVATOR.

STATEMENT showing Official Stocks, with Surpluses and Deficits as at July 31, 1918.

Grade.	Official Stocks, July 31, 1918.	Outstanding Warehouse Receipts, July 31, 1918.	Over.	Short..	Adjustments by Registrar.
	Bush.	Bush.	Bush.	Bush.	
<i>Wheat—</i>					
1 Northern.....	3,761-40	2,710-20	1,051-20		
2 Northern.....	5,934-00	5,397-10	536-50		
3 Northern.....	1,471-20	482-40	988-40		
4.....	2,463-00	1,382-40	1,080-20		
5.....	2,790-40	2,211-40	579-00		
6.....	1,282-10	.....	1,282-10		
Feed.....	849-00	828-40	20-20		
Smutty No. 4.....	849-30	846-40	2-50		
N. C. 5 Tough.....	330-50	400-20	.....		
Rej. 1 Nor. Mxd. Cinders.....	276-00	277-20	.....		
Rej. No. 6 Mxd. Htd.....	.....	117-30	.....		
N. G. Tl. Rej. No. 6 Mxd. Htd.....	203-30	.....	203-30		Take from No. 5.
Cond. No. 2 Htd.....	273-10	.....	273-10		1-20 Take from 1 Nor.
N. G. Cond. No. 2 Tl.....	.....	103-40	.....		117-30 Take from No. 6.
N. G. Cond. No. 2 Tl. & Musty.....	.....	54-20	.....		
Broken Wheat.....	.....	94-10	.....		
	20,484-50	14,967-10	6,018-10	500-30	Take from Cond. No. 2 Htd.
			5,517-40	.....	54-20
				.....	94 10 Buy in.
<i>Total Net Surplus.....</i>					
			6,195-00	450-14	
<i>Oats—</i>					
2 C. W.....	27,660-00	21,465-00	.....	.....	Take from 2 C.W.
3 C. W.....	40,857-02	41,307-16	.....	.....	
Ex. 1 Fd.....	59,384-28	59,029-24	355-04	30'-05	Take from X 1 Feed.
1 Feed.....	57,065-22	57,306-27	.....	.....	
2 Feed.....	71,048-28	68,045-21	3,003-07	.....	
Rejected.....	19,128-08	16,490-30	2,637-11	.....	
N. G. 2 C. W. Tl.....	891-06	863-08	27-32	.....	
N. G. 3 C. W. Tl.....	.....	2,014-14	283-18	.....	
N. G. Ex 1 Fd. Tl.....	2,297-32	67-22	.....	67-22	Take from N.G. 2 C.W. Tl. Balance from X 1 Feed.
N. G. 1 Feed Tl.....	1,326-26	1,281-26	45-00	.....	



## SESSIONAL PAPER No. 10c

Rej. Mxd. Htd.	27-12	9-04	18-08	819-07
Total Net Surplus.	270,687-28	267,941-22	12,565-13 11,746-06	
<i>Barley</i> —				
3 C.W.	9,421-32	9,285-32	136-00	
4 C.W.	12,087-34	11,705-18	382-16	
Rejected	1,919-08	2,010-00		90 40
Feed.	2,302-24	2,189-38	112-34	
Total Net Surplus.	25,731-02	25,190-40	631-02 540-10	
<i>Flax</i> —				
1 N.W.C.	27,930-35	27,836-07	94-28	
2 C.W.	2,718-07	2,375-35	342-38	
3 C.W.	80-20	79-45	0-31	
Rejected	13-12	13-54		
Rejected Mxd. Broken Wheat.	150-00	150-10		0-42
Rej. 1 N.W.C. Mxd. Htd.		18-46		0-10
Rej. 1 N.W.C. Mxd. Htd. & Mouldy.	16-54		16-54	18-46
1	30,909-16	30,474-29	454-29 434-43	19-42
Total Net Surplus.	219-36	231-04		11-24
<i>Rye</i> —				
Rejected				Total Deficit—Buy in.
<i>Rejected Mixed Grain</i> —				
No. 1	190	6,500		6,310
2		280		280
3	37,970	30,380	7,590	
No. 3 Rej. Mxd. Htd.	5,600	5,530	70	
Total Net Surplus.	43,760	42,690	7,660 1,070	6,590
<i>Broken Wheat &amp; Flax.</i>				
Flax & Broken Wheat.		4,310		4,310
Separated Oats.	47,070		47,070	
Standard Stock Food.	23,580		23,580	
Scalings.	442,250		442,250	
Elevator By Products.	21,900		21,900	
Refuse Screenings.	84,000		84,000	
	57,800		57,800	
				Deficit—Take from Flax & Bkn. Whit.
				Surplus.
				"
				"
				"
				"

## DAVIDSON AND SMITH ELEVATOR.

STATEMENT showing Official Stocks, with Surpluses and Deficits as at July 31, 1918.

Grade.	Official Stocks, July 31, 1918.	Outstanding Warehouse Receipts, July 31, 1918.	Over.	Short.	Adjustments by Registrar.
	Bush.	Bush.	Bush.	Bush.	
<i>Wheat—</i>					
1 Northern.....	10-40		10-40		
2 Northern.....	2,170-30	1,011-50	1,158-40		
3 Northern.....	8-40	25-40		17-00	
4.....	1,608-10	1,608-10			
Feed.....	1,131-10	1,189-00			
Stuttly 3 Northern.....	237-50	12-00		57-50	
Stuttly No. 5.....	1,131-10	269-30		12-00	Take from 2 Northern.
Stuttly Feed.....	3-40	1,189-00	3-40	31-40	
No Grade No. 6 Tough.....	414-10			57-50	
No Grade 5 Tough and Htg.....	1,025-00	414-10			
No Grade Tough Rej. 2 Nor. Mxd. Htd.....	1,108-20	1,120-40	4-20		
Condemned No. 1 Htd.....		1,102-40	5-40		
Total Net Surplus.....	8,849-20	7,842-40	1,183-00	176-20	
			1,006-40		
<i>Oats—</i>					
2 C. W.....	8,588-18	3,241-16	5,347-02		
3 C. W.....		1,623-11		1,623-11	Take from 2 C. W.
Ex. 1 Feed.....	32,373-08	21,807-12	10,565-30		
1 Feed.....	23,081-23	1,716-06	21,365-17		
2 Feed.....	24,717-02	54,338-03			
Rejected.....	9,225-04	10,392-32		29,621-01	Take from Ex. 1 Fd and 1 Fd. Buy bal.
No Grade 2 C. W. Tough.....	2,547-15	3,652-29		1,167-28	Buy in.
No Grade 3 C. W. Tough.....		205-10		6,200-10	Take from 2 C. W. Buy balance.
No Grade Ex. 1 Feed Tough.....	1,361-08	2,701-04		205-10	Buy in.
No Grade 1 Feed Tough.....	3,602-22			4,002-12	Take from Extra 1 Feed.
No Grade 2 Feed Tough.....	1,810-10			3,602-22	Take from No. 1 Feed.
				1,810-10	Buy in.
Total Net Deficit.....	88,664-00	99,678-21	37,278-15	48,293-02	
				11,014-21	
<i>Barley—</i>					
3 C. W.....	18,122-34	10,930-10	7,192-24		

## SESSIONAL PAPER No. 10c

4 C.W.....	38,358-06	43,113-24	4,755-18	Take from 3 C.W.
Feed.....	2,800-20	2,508-46	1,328-16	Take from 3 C.W.
No Grade 3 C.W. Tough.....	1,328-16	1,351-28	1,351-28	Take from 3 C.W.
No Grade 4 C.W. Tough.....	428-00	320-00	428-00	Take from Feed.
No Grade Feed Tough.....	320-00	57,204-44	320-00	Buy in.
No Grade Ref. Tough.....	57,204-44	57,904-12	8,183-14	Buy in.
Total Net Deficit.....	738-22	980-28	699-16	
<i>Rye—</i>				
2 C.W.....			242-06	Deficit.
<i>Rejected Mixed Grain—</i>				
No. 1.....	Lb.	Lb.	Lb.	Buy in.
Oats and Wild Oats.....	9,800	90,360	90,360	
(Minus)				
Standard Stock Food.....	9,800	90,360	100,100	Deficit.
Oat Scalpings.....	Lb.	Lb.		
Wheat Scalpings.....	186,520	186,520	Surplus.	
Elevator By-products.....	283,850	283,850	Surplus.	
Buckwheat Screenings.....	82,930	82,930	Surplus.	
	57,980	57,980	Surplus.	
	225,070	225,070	Surplus.	







## CANADIAN GOVERNMENT INTERIOR ELEVATOR, SASKATOON.

## STATEMENT showing Official Stocks, with Surpluses and Deficits as at July 31, 1918.

Grade.	Official Stocks, July 31, 1918.	Outstanding Warehouse Receipts, July 31, 1918.	Over.	Short.	Adjustments by Registrar.
	Bush.	Bush.	Bush.	Bush.	
<i>Wheat—</i>					
1 Northern.....	26,535-50	13,414-10	13,121-40	.....	.....
2 Northern.....	.....	1,580-50	.....	1,580-50	Apply 1 Nor.
3 Northern.....	8,280-10	8,280-10	.....	.....	.....
4 .....	.....	2,528-30	.....	2,528-30	Apply 1 Nor.
5 .....	673-40	673-40	.....	.....	.....
6 .....	555-00	555-00	.....	.....	.....
Feed.....	710-40	117-30	593-10	.....	.....
Rejected 3 Northern.....	845-50	1,081-00	.....	235-10	.....
Smutty 2 Northern.....	610-00	676-20	.....	65-20	.....
No Grade No. 6 Tough.....	.....	0-10	.....	0-10	Apply 1 Northern.
No Grade Feed Tough.....	589-00	589-00	.....	.....	.....
No Grade Mixed Hhd.....	1,431-50	1,431-50	.....	.....	.....
Rej. 2 Nor. Mixed Hhd.....	46-10	46-10	.....	.....	.....
Rej. 5 Mxd. Hhd.....	719-10	160-30	558-40	.....	.....
Rej. Feed Mixed Hhd.....	.....	591-40	.....	.....	.....
No Grade Tt. Rej. Feed Mxd. Hhd.....	.....	580-50	0-40	591-40	Apply Rej. Fd. Mxd. Hhd.; Bal. Fd. Wheat.
Condemned No. 2.....	581-30	581-30	.....	.....	.....
No Grade Cond. No. 1 Tough.....	313-00	313-00	.....	.....	.....
Total Net Surplus.....	41,891-50	32,619-20	14,274-10 9,272-30	5,001-40	.....
<i>Oats—</i>					
2 C.W.....	50,484-14	47,491-26	2,992-22	.....	.....
3 C.W.....	28,628-08	26,723-18	1,904-24	.....	.....
Ex. 1 Feed.....	106,742-22	95,465-10	11,277-12	.....	.....
Ex. 1 Feed Musty.....	.....	2-22	.....	.....	.....
1 Feed.....	23,774-16	23,350-02	424-14	.....	.....
2 Feed.....	12,136-14	9,823-22	2,311-26	.....	Apply Ex. 1 Feed.
Rejected.....	1,973-08	1,973-08	.....	.....	.....
No Grade Ex. 1 Feed Tough.....	1,757-12	1,757-12	.....	.....	.....
Rej. Mixed Hhd.....	9,517-12	5,431-26	4,085-20	.....	.....
Total Net Surplus.....	235,010-16	212,016-22	22,996-16 22,993-28	2-22	.....



## CANADIAN GOVERNMENT INTERIOR ELEVATOR, MOOSEJAW.

STATEMENT showing Official Stocks, with Surpluses and Deficits as at July 31, 1918.

Grade.	Official Stocks, July 31, 1918	Outstanding Warehouse Receipts, July 31, 1918	Over.	Short.	Adjustments by Registrar.
	Bush.	Bush.	Bush.	Bush.	
<i>Wheat—</i>					
1 Northern.....	6,135-20	1,269-50	4,865-30	32-40	Apply 1 Nor.
2 Northern.....	820-50	32-40	820-20	28-50	Apply 3 Nor.
3 Northern.....	1,001-40	28-50	810-10	908-50	Apply N.G. 3 Nor. Tf. after drying.
No. 5.....	1,284-10	908-50	1,284-10	403-00	Apply 3 Northern.
Rej. 1 Northern.....	1,703-50	403-00	1,703-50	181-00	Apply N. G. Rej. No. 4 Tf. Mxd. Htd. after drying.
Rej. 3 Northern Mixed Gravel.....	908-50	1,089-50	72-30	191-30	
No Grade 3 Northern Tough.....	72-30	191-30	13-30	1,554-20	
No. 2 Goose Wheat.....	12,132-10	3,925-00	9,761-30	1,554-20	
Rej. 2 Nor. Mxd. Htd.....			8,207-10		
Rej. 4 Mixed Htd.....					
Rej. 6 Rej. Mixed Htd.....					
No Grade Rej. 4 Tough Mixed Htd.....					
Condemned No. 2.....					
Total Net Surplus.....					
<i>Oats—</i>					
2 C. W.....	125,531-29	64,314-07	61,217-22	19,730-08	Apply 2 C. W. Oats.
3 C. W.....	18,299-26	48,030-00		14,532-32	
Ex. 1 Feed.....	22,884-14	37,417-12		12,181-26	
1 Feed.....	21,921-26	34,103-18			
2 Feed.....	17,434-32	15,721-31	1,713-01		
Rejected.....	4,370-30	7,119-24			Apply No. 2 F.d. Buy bal.
Dried 2 C. W.....		2,791-17			Apply 2 C. W.
Salvage Oats.....	35-10	110-30			Apply 2 C. W. Oats.
No Grade 2 C. W. Tough.....		421-26			
No Grade 3 C. W. Tough.....		2,005-20			Apply 2 C. W. Buy bal.
No Grade Ex. 1 Feed Tough.....	2,206-26	2,206-26			
No Grade 1 Feed Tough.....	2,267-32	2,267-32			
Rejected Mixed Htd.....	4,732-02	4,319-24	412-12		
No Grade Tough Rej. Mixed Htd.....	2,373-78	2,373-28	2,373-28		



SESSIONAL PAPER No. 10c

Total Net Surplus.....	222,059-17	220,890-29	65,716-29 1,168-22	04,548-07
<i>Barley</i> —				
3 C.W.....	5-40	6-36	.....	0-44 } Buy.
4 C.W.....	.....	865-10	.....	865-10
	5-40	871-46	.....	866-06 Deficit.
<i>Flax</i> —				
1 N.W.C.....	.....	100-00	.....	100-00
3 C.W.....	.....	265-09	.....	265-09
Rejected.....	.....	4-16	.....	4-16 } Buy.
No Grade 2 C.W. Tough.....	.....	11-48	.....	11-48
No Grade 3 C.W. Tough.....	.....	25-10	.....	25-10
	.....	406-27	.....	406-27 Deficit.
<i>Corn</i> .....	1,187-28	1,187-28	.....	.....
<i>Mixed Grain</i> —				
Rejected Mixed Grain.....	Lb.	Lb.	Lb.	Lb.
No. 2.....	111,570	261,680	.....	261,680
Oats, Wheat and Wild Oats.....	28,090	.....	111,570	.....
Rye, Wheat and Oats.....	19,550	.....	28,090	.....
	.....	.....	19,550	.....
Total Net Deficit.....	159,210	261,680	159,210	261,680
Flax and Broken Wheat.....	48,450	.....	48,450	102,470
	Lb.	.....	Surplus.	.....
<i>Miscellaneous</i> —				
Wheat Scalpings.....	7,200	.....	.....	.....
Oat Scalpings.....	69,840	.....	.....	.....
Flax Scalpings.....	15,760	.....	.....	.....
Screenings.....	197,770	.....	.....	.....
Standard Stock Food.....	240,910	.....	.....	.....
Mustard Seed.....	1,250	.....	.....	.....
Total.....	532,730	.....	.....	.....

Apply Mixed Grain No. 2. Buy bal.

## CANADIAN GOVERNMENT INTERIOR ELEVATOR, CALGARY.

## STATEMENT showing Official Stocks, with Surpluses and Deficits as at July 31, 1918.

Grade.	Official Stocks, July 31, 1918.	Outstanding Warehouse Receipts, July 31, 1918.	Over.	Short.	Adjustments by Registrar.
<i>Wheat—</i>					
1 Northern.....	Bush.	Bush.	Bush.	Bush.	
2 Northern.....	2,391-40	607-00	2,391-40	607-00	
3 Northern.....		15-20		15-20	Apply 1 Northern.
4.....		1-40		1-40	
5.....		639-10		639-10	
Feed.....	123-30	123-30			
Smutty Feed.....	864-10	865-30			
No Grade Tough Smutty No. 6.	1,165-40	1,177-00			Apply 1 Northern.
	4,546-00	3,429-10	2,391-40	1,274-50	
Total Net Surplus.....			1,116-50		
<i>Oats—</i>					
2 C.W.....	86,583-12	84,933-00	1,650-12		Apply 2 C.W. Oats.
3 C.W.....	82,136-00	82,869-27		733-18	
Dried 3 C.W.....	1,258-18	1,258-18			
Ex. 1 Feed.....	93,562-15	92,963-11	599-04		
1 Feed.....	56,254-00	52,450-26	3,803-08		
2 Feed.....	33,725-30	28,248-28	5,477-02		
Rejected.....	4,512-02	4,512-02			
	358,032-18	347,236-10	11,529-26	733-18	
Total Net Surplus.....			10,796-08		
<i>Barley—</i>					
3 C.W.....	12,307-04	9,959-36	2,347-16		Apply 3 C.W. Barley.
4 C.W.....	4,858-06	5,533-26		675-20	
Rejected.....	2,914-18	344-38	2,569-28		
Feed.....	1,635-30	2,032-04		446-22	Apply Rejected Barley.
No Grade 4 C.W. Tough.....	1,947-04	2,165-40		218-36	Apply 3 C.W. Barley.
Rejected a/c Smutty Wheat.....	1,195-40			1,195-40	Apply Rejected Barley.
Rejected Mixed Htd.....	1,378-46			1,378-46	Apply Rejected Barley Bal. No. 3 C.W.
	21,087-24	20,086-00	4,916-44	3,915-20	
Total Net Surplus.....			1,001-24		

[illegible]

## CHAPTER 8.

SESSIONS HELD BY THE BOARD DURING CROP YEAR  
ENDING AUGUST 31, 1918.

1917.	Point.	Subject Matter.
Sept. 26.....	Winnipeg, Man.....	Terminal elevator charges for leasing of special bins.
Oct. 1.....	Fort William, Ont.....	Complaint of Canadian Feed Manufacturing Co. under Section 120, Clause "C", of Canada Grain Act.
Nov. 17.....	".....	Complaint of Fort William Grain Co. Ltd. in connection with alleged refusal to inspect certain parcels of grain being unloaded off Steamer <i>Robert L. Fryer</i> into elevator of Davidson & Smith.
" 26.....	Regina, Sask.....	W. L. Rogers <i>vs.</i> The Standard Elevator Company.
" 26.....	".....	Default of Joseph Gorbovitsky.
" 28.....	Prelate, Sask.....	Default of The Acme Grain Co.
" 28.....	".....	Henry H. Leno of Prussia, Sask. <i>vs.</i> Simpson-Hepworth Co., Ltd., of Winnipeg.
" 28.....	".....	Gottlieb Zaiser of Prussia, Sask. <i>vs.</i> Simpson-Hepworth Co., Ltd., of Winnipeg.
Dec. 3.....	Provost, Alta.....	G. E. Meiklejohn of Provost, Sask., <i>vs.</i> Alberta Farmers' Co-operative Elevator Co.
" 3.....	".....	H. E. Duke <i>vs.</i> Alberta Farmers' Co-operative Elevator Co.
" 4.....	Moosejaw, Sask.....	Allan B. Fernald of Loreburn, Sask., <i>vs.</i> A. G. Paulson & Co.
" 5.....	Estevan, Sask.....	H. G. Brandon of Alameda, Sask., <i>vs.</i> Alameda Farmers' Elevator and Trading Co.
1918.		
Jan. 12.....	Winnipeg, Man.....	Gottlieb Zaiser of Prussia, Sask., <i>vs.</i> Simpson-Hepworth Co., Ltd., of Winnipeg, Man.
" 15.....	Fort William, Ont.....	Shortage of 1,726 bushels of wheat on Steamer <i>W. Grant Morden</i> .
Feb. 1.....	".....	Complaint of Fort William Grain Co., Ltd., in connection with screenings loaded on to S/S <i>Ferdinand Schlesinger</i> .
" 5.....	Winnipeg, Man.....	Complaint of the Secretary of the Winnipeg Grain Exchange and others in connection with returns for screenings from Flax and other coarse grains.
" 7.....	Saskatoon, Sask.....	Default of Canadian Grain Co., Ltd.
" 19.....	Brandon, Man.....	Default of Brandon Grain Co., Ltd.
Mar. 8 & 9.....	Saskatoon, Sask.....	Default of Canadian Grain Co., Ltd.
" 25.....	Montreal, Que.....	Overages and shortages for year 1918.
" 27.....	".....	Bonding under the Canada Grain Act.
Apr. 9.....	Brandon, Man.....	Default of Brandon Grain Co., Ltd.
" 19.....	Fort William, Ont.....	Sealing of cars.
" 27.....	Calgary, Alta.....	John Keoford <i>vs.</i> The Farm Grain Company.
" 29.....	Wetaskiwin, Alta.....	John Watson <i>vs.</i> Stewart Grain Co., Ltd.
May 4.....	Winnipeg, Man.....	Default of MacLennan Brothers.



SESSIONAL PAPER No. 10c

SESSIONS HELD BY THE BOARD DURING CROP YEAR ENDING  
AUGUST 31, 1918—*Concluded.*

1918.	Point.	Subject Matter.
June 15.....	West Selkirk, Man....	Application of James Clouston and others for the erection of a loading platform on the C.P.R. at Bradbury, Manitoba.
" 17.....	Young, Sask.....	Default of MacLennan Bros.
July 11.....	Fort William, Ont....	Shortages at unloading points on Steamers <i>W. D. Matthews</i> , <i>Glenmount</i> and <i>Bickerdike</i> .
" 19.....	" .....	Insurance against shortages on grain cargoes.
Aug. 9.....	Winnipeg, Man.....	Shortage Bonds for Grain Buyers.

## CHAPTER 9.

## REVENUE AND EXPENDITURES.

STATEMENT of Revenue and Expenditures for Crops Years ended August 31  
of the years 1917 and 1918.

<i>Eastern Division.</i>	1917.		1918.	
	\$	cts.	\$	cts.
(A) Montreal—				
Receipts, Inspections and Weighing Fees, etc.....	2,564	15	2,564	15
Expenditure—Salaries.....	6,253	65	7,248	91
Contingencies.....	1,150	96	1,122	33
Deficit.....		4,840		137
(B) Toronto—				
Receipts, Inspection and Weighing Fees, etc.....	1,592	42	2,127	92
Refund.....			480	00
Expenditure—Salaries.....	4,441	86	3,964	90
Contingencies.....	650	51	896	69
Deficit.....		3,499		2,253
<i>Summary.</i>				
Montreal Deficit.....		4,840		137
Toronto Deficit.....		3,499		2,253
Total Deficit.....		8,340		2,391
<i>Western Division.</i>				
(C) Calgary—				
Receipts—Inspection Fees.....	5,233	50	5,974	60
Weighing Fees.....	3,800	90	5,527	95
Samples sold, etc.....	379	08	285	11
Expenditure—Inspection Salaries.....	7,676	90	7,386	50
Weighing Salaries.....	4,168	10	5,764	80
Rent.....		798		798
Expenses.....	1,188	02	1,012	82
Deficit.....		4,417		3,174
(D) Duluth—				
Receipts—Inspection Fees.....	7,705	25	999	63
Overtime—Collections.....	39	93	14	00
Sundries.....		7,045	1	10
Expenditure—Salaries.....	6,330	20	5,245	00
Expenses.....	191	81	95	67
Surplus.....		523	Deficit.....	4,325
(E) Moose Jaw—				
Receipts—Inspection Fees.....	5,163	00	3,872	50
Weighing Fees.....	2,534	90	3,340	15
Samples sold.....	126	83	446	06
Expenditure—Salaries Inspection and Weighing...	6,577	40	6,659	20
Expenses.....	394	42	281	28
Surplus.....		852		718

SESSIONAL PAPER No. 10c

## REVENUE AND EXPENDITURES—Continued.

STATEMENT of Revenue and Expenditures for Crop Years ended August 31, of the years 1917 and 1918—Continued.

	1917.		1918.	
	\$	cts.	\$	cts.
(F) Saskatoon—				
Receipts—Inspection Fees.....	6,374	55	7,727	45
Weighing Fees.....	3,264	70	6,100	60
Samples Sold.....	341	25	652	27
Overtime Collections.....		9,950	623	80
Expenditure—Salaries—Inspection and Weighing..	5,607	25	8,473	05
Expenses.....	427	59	272	65
Surplus.....		3,945		6,358
(G) Medicine Hat—				
Receipts—Inspection Fees.....	1,374	10	1,815	60
Weighing Fees.....	500	75	1,114	55
Overtime.....	15	50	15	50
Adjustments.....	1,565	35	2,421	09
Expenditure—Salaries.....	3,403	50	5,100	73
Expenses.....	52	20	266	01
(H) Vancouver—				
Receipts—Weighing Fees.....	2,418	00	2,706	00
Expenditure—Salaries.....	2,418	00	2,706	00
(I) Keewatin—				
Receipts—Weighing Fees.....		1,714		2,381
Expenditure—Salaries.....	1,240	00	2,079	00
Expenses.....	12	00	6	00
Surplus.....	462	50		299
(J) Kenora—				
Receipts—Weighing Fees.....	1,048	50	1,157	50
Adjustments.....	208	88	306	50
Expenditure—Salaries.....	1,240	00	1,452	00
Expenses.....	17	38	12	00
(K) Edmonton—				
Receipts—Weighing Fees.....	835	00	960	00
Expenditure—Salaries.....	825	00	950	00
(L) Oak Lake—				
Receipts—Weighing Fees.....			524	16
Overtime.....			32	10
Expenditure—Salary.....			556	26
(M) Portage la Prairie—				
Receipts—Weighing Fees.....			3,173	20
Overtime Collections.....			18	00
Expenditure—Salaries.....			3,191	20
(N) Fort William—				
Receipts—Inspection Fees.....	132,981	33	96,614	05
Weighing Fees.....	139,065	77	115,634	33
Overtime Collections.....	19,590	40	10,548	82
Samples Sold.....	2,307	55	1,175	00
Sundries.....	4	55	2	20
Expenditure—				
Salaries—Inspection.....	146,444	55	138,243	12
Salaries—Weighing.....	112,339	90	116,254	75
Rents—Inspection.....	6,000	00	6,000	00
Rents—Weighing.....	1,452	00	1,611	90
Expenses—Inspection.....	3,650	47	2,955	44
Expenses—Weighing.....	1,572	26	1,193	73
Surplus....		22,490	Deficit.	42,284

9 GEORGE V, A. 1919

REVENUE AND EXPENDITURES—*Concluded.*STATEMENT of Revenue and Expenditures for Crop Years ended August 31 of  
the years 1917 and 1918—*Concluded.*

	1917.		1918.	
	\$	cts.	\$	cts.
(O) Winnipeg—				
Receipts—Inspection Fees.....	104,936	80	92,287	50
Weighing Fees.....	11,505	11	11,857	00
Samples Sold.....	12,906	65	11,207	13
Overtime collections.....	671	15	667	75
Sundries.....	265	67	35	26
		130,225 38		116,054 64
Expenditures—Salaries Inspection.....	137,672	91	147,291	14
Salaries Weighing.....	15,346	25	15,841	25
Rents.....	13,661	91	13,617	62
Expenses.....	8,159	75	6,109	13
		174,840 82		132,859 14
Deficit.....		44,615 44		66,804 50
Receipts—				
Inspection Fees.....	257,835	03	209,291	23
Weighing Fees.....	162,876	73	154,480	14
Samples Sold.....	16,061	36	13,765	57
Overtime Collections.....	20,316	98	11,919	97
License Fees.....	19,770	00	20,895	00
Registration Fees.....	17,896	47	13,047	26
Adjustments.....	1,974	23	2,727	59
Sundries.....	210	22	356	54
		496,941 02		426,483 40
Expenditure—				
Salaries—Inspection and Weighing.....	451,289	96	467,204	00
Expenses—Inspection and Weighing.....	37,577	81	34,232	30
Salaries—Travelling Inspectors.....	6,576	00	5,591	32
Expenses—Travelling Inspectors.....	3,040	55	1,234	40
Salaries—Secretaries Boards of Survey.....	1,275	00	1,350	00
Salaries—Secretary Standard Board.....	200	00	200	00
Salaries—Registration Office.....	11,854	90	11,839	25
Expenses—Registration Office.....	1,609	79	1,167	16
Expenses—Grain Standard Board.....	1,860	77	1,519	29
General Expenses and Bank Interest.....			203	00
Accident Insurance.....	94	86		
		515,379 64		524,590 72
Deficit.....		18,438 62		98,107 32
Board of Grain Commissioners—Salaries.....	41,274	36	44,450	26
Contingent and Travelling Expenses.....	13,093	56	12,392	14
		54,367 92		56,842 40
<i>Summary.</i>			1917.	1918.
			\$	cts.
Deficit Eastern Division.....			8,340	41
Deficit Western Division.....			18,438	62
Deficit Board of Grain Commissioners.....			54,367	92
Total Deficit.....			81,146	95
Deficit 1916-17.....			81,146	95
Surplus 1915-16.....			164,647	23
Deficit 1914-15.....			161,255	95
Deficit 1913-14.....			9,541	81
Deficit 1912-13.....			14,218	39

## NOTE.

The Annual Report of the Statistician of the Board of Grain Commissioners is published separately, as part of a comprehensive report on the Grain Trade of Canada, issued by the Internal Trade Division of the Dominion Bureau of Statistics.



CANADA .

DOMINION BUREAU OF STATISTICS

---

# CRIMINAL STATISTICS

FOR THE

YEAR ENDED SEPTEMBER 30, 1918

*PRINTED BY ORDER OF PARLIAMENT*

---

CANADA

BUREAU FÉDÉRAL DES STATISTIQUES

---

# STATISTIQUE CRIMINELLE

POUR

L'ANNÉE EXPIRÉE LE 30 SEPTEMBRE 1918

*IMPRIMÉ PAR ORDRE DU PARLEMENT*



OTTAWA

J. DE LABROQUERIE TACHÉ  
PRINTER TO THE KING'S MOST EXCELLENT MAJESTY  
1919



## TABLE DES MATIÈRES

	Préface.....	Page xxvi	
	Précis complet du rapport.....	" xxvii	
TABLEAU	I.—Délits justiciables d'un jury par districts judiciaires.....	" 2 et suivantes à 111	
	CLASSE I.—Outrages contre la personne.....	" 2	45
	CLASSE II.—Délits avec violence contre la propriété.....	" 46	53
	CLASSE III.—Délits sans violence contre la propriété.....	" 54	75
	CLASSE IV.—Dommages malicieux à la propriété.....	" 76	81
	CLASSE V.—Faux et délits par rapport à la monnaie.....	" 82	85
	CLASSE VI.—Autres délits non compris dans les classes précédentes.....	" 86	111
TABLEAU	II.—Récapitulation du Tableau I, par classes et par provinces, avec totaux de chaque province et du Canada.....	" 114	119
TABLEAU	III.—Délits criminels par provinces.....	" 122	147
TABLEAU	IV.—Récapitulation du Tableau III, par classes, etc.....	" 150	155
TABLEAU	V.—Condamnations sommaires.....	" 158	242
TABLEAU	VI.—Délits criminels et petits délits par districts judiciaires.....	" 244	247
TABLEAU	VII.—Condamnations sommaires et délits justiciables d'un jury.....	" 250	253
TABLEAU	VIII.—Statistique pénitentiaire pour les années 1917-1918.....	" 256	259
TABLEAUX	IX, X, XI, XII.—Pardons et commutations....	" 262	273
TABLEAU	XIII.—Délits et proportions, 1876-1918.....	" 275	277
TABLEAU	XIV.—Sentences et proportions, 1876-1918.....	" 278	279
TABLEAU	XV.—Pardons et commutations, 1876-1918.....	" 280	
	Index—Délits justiciables d'un jury.....	" 283	
	Index—Condamnations sommaires par districts.....	" 284, 285, 286	

## PREFACE.

The Criminal Statistics of Canada are collected, compiled and published under authority of the Act respecting the Dominion Bureau of Statistics, 8-9 George V, chapter 43.

The Introductory abstract of the present report has been written by Mr. E. H. St. Denis, the Secretary of the Bureau, and the tables prepared by Mr. R. E. Watts. A new feature introduced for the first time in the present report is a statement of the movement of population during the year in penitentiaries, jails and reformatories, collected under section 30 of the Statistics Act.

R. H. COATS,  
*Dominion Statistician.*

Dominion Bureau of Statistics,  
September 25, 1919.



# CRIMINAL STATISTICS OF CANADA, 1918

## GENERAL ABSTRACT OF THE REPORT.

This report includes (1) indictable offences and (2) summary convictions. The indictable offences are divided into the following six classes: I, offences against the person; II, offences against property with violence; III, offences against property without violence; IV, malicious offences against property; V, forgery and offences against the currency; VI, other offences not included in the foregoing classes. Cases tried by Police or other Magistrates under the Acts respecting "Speedy Trials" and "Summary Trial by Consent," are counted with indictable offences. The summary convictions comprise all cases disposed of under the authority of the Act respecting summary proceedings before Justices of the Peace.

## PART I. INDICTABLE OFFENCES.

According to the returns for the year ending 30th September, 1918; there were 21,747 charges and 17,370 convictions for indictable offences in the several provinces of the Dominion, as compared with 19,454 charges and 15,559 convictions the year before, being an increase of 2,293 or 11.78 per cent for charges, and an increase of 1,811 or 11.63 per cent for convictions during the year, distributed by provinces as follows:

### CHARGES, CONVICTIONS AND ACQUITTALS.

Provinces.	1917.			1918.		
	Number of charges.	Number of convictions.	Percentage of acquittals.	Number of charges.	Number of convictions.	Percentage of acquittals.
Prince Edward Island.....	36	33	8.33	41	37	11.90
Nova Scotia.....	711	582	18.14	710	717	27.58
New Brunswick.....	333	332	13.32	351	334	13.69
Quebec.....	4,163	3,376	17.72	6,331	3,747	19.09
Ontario.....	8,576	6,924	19.26	9,021	8,313	19.12
Manitoba.....	1,319	1,090	17.36	1,321	1,364	15.65
Saskatchewan.....	1,420	1,065	25.00	1,421	1,099	22.17
Alberta.....	1,335	901	32.51	1,237	889	28.13
British Columbia.....	1,548	1,234	20.28	1,138	859	24.52
Yukon.....	23	22	4.35	15	11	26.66
Canada.....	19,454	15,559	20.02	21,747	17,370	20.13

From the above it will be seen that the number of convictions has increased during the year in all the provinces, except Alberta, British Columbia and the Yukon. The higher increases are found in Ontario, Quebec, Manitoba and Nova Scotia, and the larger decrease in British Columbia.

9 GEORGE V, A. 1919

The ratios of criminality and population compared are given in the following statement for the year 1917 and 1918, by provinces.

Provinces.	1917.		1918.	
	Ratio of criminality p.c.	Ratio of population p.c.	Ratio of criminality p.c.	Ratio of population p.c.
Prince Edward Island.....	0.21	1.12	0.21	1.09
Nova Scotia ..	3.74	6.13	4.13	6.00
New Brunswick.....	2.14	4.36	1.92	4.27
Quebec ..	21.69	26.78	21.58	26.56
Ontario ..	44.50	32.79	47.85	32.36
Manitoba.....	7.01	6.84	7.85	6.93
Saskatchewan.....	6.85	8.06	6.33	8.30
Alberta.....	5.79	6.24	5.12	6.45
British Columbia.....	7.93	7.36	4.95	7.74
Yukon.....	0.14	0.10	0.66	0.09
Northwest Territories ..	....	0.22	....	0.21
Total.....	100.00	100.00	100.00	100.00

From these figures it will be seen that the ratio of criminality is higher than that of population in Ontario and Manitoba, while the population figures are higher than those of criminality in the other provinces, for 1918.

#### YOUNG OFFENDERS.

The following table shows the number of young offenders with their percentage to the total number of convictions, for the years 1917 and 1918, by provinces.

Provinces.	1917.		1918.	
	Number of young offenders.	Percentage to total convictions.	Number of young offenders.	Percentage to total convictions.
Prince Edward Island .....	12	36.36	25	67.57
Nova Scotia.....	155	26.63	154	21.48
New Brunswick.....	104	31.32	104	31.14
Quebec.....	709	21.00	831	22.18
Ontario.....	2,100	30.33	2,202	26.49
Manitoba.....	335	30.73	553	40.54
Saskatchewan.....	8	0.75	32	2.91
Alberta.....	7	0.77	3	0.34
British Columbia.....	176	14.26	200	23.28
Yukon.....	.....	.....	.....	.....
Canada.....	3,606	23.18	4,104	23.63

The above table shows an increase of 498 in the number of young offenders during the year, the larger increases being found in Prince Edward Island, Manitoba, Quebec, Ontario and British Columbia. The figures returned from Saskatchewan and Alberta, are again this year out of proportion compared with those given for the other provinces; the reason for the discrepancy is evidently due to the absence of details as required by the Act.

Among the young offenders found guilty of indictable offences in 1918, 1 was convicted for murder, 1 for manslaughter, 8 for carnal knowledge, 15 for indecent assault, 11 for aggravated assault, 54 for assault and battery, 14 for arson, 15 for false pretences, 76 for feloniously receiving, 8 for forgery,

## SESSIONAL PAPER No. 10d

88 for malicious injury to property, 992 for burglary and robbery and 2,725 for theft or larceny.

Out of the 4,104 young delinquents convicted of indictable offences during the year, 2,817 were tried by the several Juvenile Courts of the Dominion in the following cities.

YOUNG DELINQUENTS CONVICTED OF INDICTABLE OFFENCES BY THE JUVENILE COURTS, 1918.

Offences.	Montreal.	Toronto.	Winnipeg.	Vancouver.	Ottawa.	Halifax.	Victoria.	Brandon.	Totals.
Carnal knowledge.....		4	1						5
Indecent assault.....		10	4						14
Indecency and immorality.....	20	8	1	2	3				34
Aggravated assault.....		8			1				9
Common assault.....	17	4	1	1		2	1	3	29
Robbery, house and shopbreaking	136	299	89	35	32	46	7	73	717
Arson.....	3	9							12
Damage to property.....	25	5	4	4		11		5	54
Embezzlement.....		1							1
Forgery.....	2		1		1		1		5
Fraud and false pretences.....		3		1					12
Theft.....	465	708	303	75	165	46	19	44	1,825
Theft of post letters.....		1	4						5
Receiving stolen goods.....	6	31	12	11	3				63
Carrying unlawful weapons.....	12			2					14
Other misdemeanours.....	4	5	6					3	18
Totals.....	695	1,096	429	131	205	105	28	128	2,817

Of these 2,817 young delinquents convicted of indictable offences by the Juvenile Courts, 322 were sent to reformatories or charitable institutions, 226 were fined, while the others were allowed to go free on probation or with a suspended sentence.

Besides the number of young offenders who were found guilty of indictable offences during the year, 3,236 were convicted of minor offences in the several Juvenile Courts of the Dominion as follows:—

MINOR OFFENCES DISPOSED OF BY THE JUVENILE COURTS IN 1918.

Offences.	Montreal.	Toronto.	Winnipeg.	Vancouver.	Ottawa.	Halifax.	Victoria.	Brandon.	Totals.
Assault.....		27	5		5				37
Breach of the peace.....		1						8	9
Carrying fire arms.....		7	5					13	25
Contempt of court.....		6	4						10
Indecent exposure.....	1	3							4
Railway acts, offences against.....	3				16				19
Incorrigibility.....	203	13	37	15	8				276
Breach of municipality by-laws..	53	537	137	33	10	81	5	15	871
Trespass.....	22	238	47	1	6			2	316
Vagrancy.....	171	769	58	7	52			6	1,063
Damage to property.....		113	56		7		7	7	190
Cruelty to animals.....		6	2						8
Gambling acts, offences against.....		36							36
Miscellaneous minor offences.....	21	11	5		4			7	48
*Neglect to support family.....	152	134	26	7	1	2			*322
Insanity.....			2						2
Totals.....	626	1,901	384	63	109	83	12	58	3,236

\* These convictions are against parents found guilty of neglecting their children.

## FEMALE OFFENDERS.

The number of female offenders has increased from 2,473 in 1917 to 2,499 in 1918, as shown by the following table:—

Provinces.	1917.		1918.	
	Number of females offenders.	Percentage to total convictions.	Number of females offenders.	Percentage to total convictions.
Prince Edward Island.....	3	9.09	5	13.51
Nova Scotia.....	47	8.08	52	7.27
New Brunswick.....	29	8.73	29	8.68
Quebec.....	857	25.38	1,047	27.94
Ontario.....	883	12.75	878	10.56
Manitoba.....	140	12.84	186	13.64
Saskatchewan.....	102	9.57	70	6.37
Alberta.....	97	10.76	88	9.90
British Columbia.....	310	25.12	144	16.76
Yukon.....	5	22.73	.....	.....
Canada.....	2,473	15.89	2,499	14.39

From the above it will be seen that the percentage of female offenders to the total number of convictions is above the general average in Quebec and British Columbia for 1918, and below the average in the other provinces. The greater number of female offenders, as regards Quebec, is found in Montreal, which contributed 943 of the 1,047 convictions returned for the whole province, or 90 per cent, mostly attributable to "Keeping and frequenting bawdy houses," lately classified as indictable offences.

Of the number of female offenders found guilty of indictable offences in 1918, one was convicted for murder, one for manslaughter, 11 for abortion and concealing birth, 29 for bigamy, 14 for desertion and cruelty to children, 14 for aggravated assault, 26 for assaulting peace officer, 54 for assault and battery, 18 for burglary, 80 for fraud and false pretences, 34 for feloniously receiving, 24 for forgery, 885 for theft or larceny, and 1,234 for keeping and frequenting bawdy houses.

## INDICTABLE OFFENCES BY CLASSES.

## CLASS I.—OFFENCES AGAINST THE PERSON.

Offences.	1917.		1918.	
	Number of charges.	Number of convictions.	Number of charges.	Number of convictions.
Murder.....	48	17	50	20
" attempt to commit.....	15	9	20	7
Manslaughter.....	56	28	49	21
Abortion and concealing birth of infants.....	22	10	35	20
Rape and other crimes against decency.....	438	227	498	285
Procuration.....	53	29	59	33
Bigamy.....	81	73	107	91
Shooting, stabbing and wounding.....	209	139	162	111
Assault on females.....	37	30	36	32
Aggravated assault.....	593	438	643	464
Assault on peace officers.....	422	386	368	340
Assault and battery.....	1,168	930	1,239	912
Refusing to support family.....	184	96	164	105
Various other offences against the person.....	171	118	138	88
Totals for Canada.....	3,497	2,530	3,568	2,529



## SESSIONAL PAPER No. 10d

As seen in the preceding table, the number of convictions in Class I, offences against the person, is practically the same for both years. Distributed by provinces the number of convictions for each offence in 1918 is as follows: For murder, 5 convictions in Manitoba, 4 each in Quebec and Ontario, 3 in Saskatchewan, 2 in Nova Scotia and 1 each in Alberta and British Columbia (It will be noticed that the tables of this report only account for 49 charges and 19 convictions for murder, instead of 50 and 20 respectively, one case from the district of Renfrew having been reported after these tables had gone to print); for attempt to commit murder, 3 convictions in Quebec, 2 in Alberta and 1 each in Ontario and Saskatchewan; for manslaughter, 11 convictions in Ontario, 5 in Quebec, 3 in Manitoba and 1 each in Alberta and British Columbia; for abortion and concealing birth of infants, 7 convictions in Ontario, 5 in Alberta, 3 in Manitoba, 2 each in Saskatchewan and British Columbia and one in Nova Scotia; for rape and other offences against decency, 149 convictions in Ontario, 46 in Saskatchewan, 25 in Alberta, 18 in Manitoba, 17 in British Columbia, 11 each in Nova Scotia and Quebec and 8 in New Brunswick; for procuration, 23 convictions in Ontario, 4 in Alberta, 3 in Saskatchewan, 2 in Quebec, and 1 in Manitoba; for bigamy, 63 convictions in Ontario, 9 in Alberta, 8 in Manitoba, 6 in Nova Scotia, 3 in British Columbia and 1 each in Quebec and Saskatchewan; for shooting, stabbing and wounding, 73 convictions in Ontario, 14 in Quebec, 8 in Saskatchewan, 7 in Alberta, 4 in Manitoba, 3 in British Columbia and 1 each in Nova Scotia and New Brunswick; for assault on females, 22 convictions in Ontario, 4 each in Nova Scotia and Quebec and 1 each in Manitoba and British Columbia; for aggravated assault, 242 convictions in Ontario, 57 in Manitoba, 56 in Quebec, 41 in Nova Scotia, 25 in Alberta, 21 in British Columbia, 16 in Saskatchewan and 6 in New Brunswick; for assault on peace officers, 122 convictions in Ontario, 97 in Quebec, 79 in Nova Scotia, 18 in New Brunswick, 9 in Saskatchewan, 7 in British Columbia, 6 in Alberta and 2 in Manitoba; for assault and battery, 494 convictions in Ontario, 96 in Quebec, 93 in Manitoba, 70 in Saskatchewan, 65 in Alberta, 44 in Nova Scotia, 39 in British Columbia, 8 in New Brunswick and 3 in the Yukon; for refusing to support family, 72 convictions in Ontario, 23 in Quebec, 4 in Saskatchewan, 3 in New Brunswick, 2 in Nova Scotia and 1 in British Columbia; for various other offences against the person, 39 convictions in Ontario, 16 each in Quebec and Saskatchewan, 8 in Alberta, 5 in Manitoba and 4 in Nova Scotia.

## CLASS II.—OFFENCES AGAINST PROPERTY WITH VIOLENCE.

Offences.	1917.		1918.	
	Number of charges.	Number of convictions.	Number of charges.	Number of convictions.
Burglary, house, warehouse and shopbreaking .....	1,395	1,223	2,162	1,932
Robbery and demand with menaces .....	160	89	183	100
Highway robbery .....	10	9	20	17
Totals for Canada .....	1,565	1,321	2,365	2,049

From the above it will be seen that the number of convictions in this class of offences has increased from 1,321 in 1917 to 2,049 in 1918, or by 54·35 per cent during the year, distributed by provinces as follows: For burglary, house and shopbreaking, there were 1,011 convictions in Ontario, 347 in Quebec, 246 in Manitoba, 136 in Nova Scotia, 95 in British Columbia, 54 in Saskatchewan, 23 in Alberta, 14 in New Brunswick and 6 in Prince Edward Island; for robbery and demanding with menaces, 43 convictions in Ontario, 28 in Quebec, 7 in Nova

9 GEORGE V, A. 1919

Scotia, 6 each in Manitoba and British Columbia and 5 each in Saskatchewan and Alberta; for highway robbery, 10 convictions in Ontario and 7 in Manitoba.

## CLASS III.—OFFENCES AGAINST PROPERTY WITHOUT VIOLENCE.

Offences.	1917.		1918.	
	Number of charges.	Number of convictions.	Number of charges.	Number of convictions.
Bringing stolen goods into Canada	6	4	5	4
Embezzlement	1	1	7	6
False pretences	569	392	600	421
Feloniously receiving stolen goods	365	232	487	323
Fraud and conspiracy to defraud	534	366	529	360
Horse, cattle and sheep stealing	129	83	88	64
Theft or larceny	8,889	7,302	10,275	8,404
Theft of registered letters, etc.	18	13	21	20
Totals for Canada	10,511	8,393	12,012	9,602

From this table it will be seen that the number of convictions in Class III, offences against property without violence, has increased from 8,393 in 1917 to 9,602 in 1918, or 14.40 per cent during the year, by provinces as follows: For bringing stolen goods into Canada, 4 convictions in Ontario; for embezzlement, 3 convictions in Ontario, 2 in Alberta and 1 in Quebec; for false pretences, 193 convictions in Ontario, 72 in Quebec, 55 in Saskatchewan, 53 in Alberta, 22 in British Columbia, 14 in Nova Scotia, 11 in Manitoba and 1 in New Brunswick; for feloniously receiving stolen goods, 168 convictions in Ontario, 47 in Quebec, 37 in British Columbia, 27 in Saskatchewan, 23 in Manitoba, 11 in Alberta, 5 in New Brunswick, 3 in Nova Scotia and 2 in Prince Edward Island; for fraud and conspiracy to defraud, 277 convictions in Ontario, 27 in Manitoba, 16 each in Quebec and Alberta, 14 in Saskatchewan, 9 in British Columbia and 1 in New Brunswick; for horse, cattle and sheep stealing, 19 convictions each in Ontario and Alberta, 8 in British Columbia, 6 in Saskatchewan, 4 each in Manitoba and New Brunswick, 3 in Quebec and 1 in Nova Scotia; of the 8,404 convictions for theft or larceny in 1918, representing 87 per cent of the total convictions for this class of offences and 48 per cent of all classes of indictable offences, there were 4,210 convictions in Ontario, 1,611 in Quebec, 739 in Manitoba, 591 in Saskatchewan, 432 in Alberta, 327 in British Columbia, 264 in Nova Scotia, 199 in New Brunswick, 25 in Prince Edward Island and 6 in the Yukon; for theft of registered letters, 7 convictions in Ontario, 6 in Manitoba, 3 in Alberta, 2 in Quebec and 1 each in Saskatchewan and British Columbia.

## CLASS IV.—MALICIOUS OFFENCES AGAINST PROPERTY.

Offences.	1917.		1918.	
	Number of charges.	Number of convictions.	Number of charges.	Number of convictions.
Arson	62	36	74	33
Malicious injury to horses and cattle, and other damage to property	314	265	301	216
Totals for Canada	376	301	375	249

## SESSIONAL PAPER No. 10d

The number of convictions for malicious offences against property has fallen from 301 in 1917 to 249 in 1918, apportioned by provinces in the manner following: For arson, 14 convictions in Ontario, 12 in Quebec, 2 in British Columbia and 1 each in Nova Scotia, New Brunswick, Manitoba, Saskatchewan and Alberta; for malicious injury to horses and cattle, and other damage to property, 84 convictions in Ontario, 55 in Quebec, 21 in British Columbia, 19 in Nova Scotia 12 in Alberta, 11 in Manitoba, 10 in Saskatchewan, 3 in New Brunswick and 1 in the Yukon.

## CLASS V.—FORGERY AND OTHER OFFENCES AGAINST THE CURRENCY.

Offences.	1917.		1918.	
	Number of charges.	Number of convictions.	Number of charges.	Number of convictions.
Offences against the currency.....	6	2	3	1
Forgery and uttering forged documents.....	301	236	306	255
Totals for Canada .....	307	238	309	256

As seen in the above table, the number of convictions for forgery and other offences against the currency, has increased by 18 during the year, distributed by provinces in the following order: For offences against the currency, 1 conviction in Quebec; for forgery and uttering forged documents, 114 convictions in Ontario, 41 in Saskatchewan, 38 in Alberta, 22 each in Quebec and Manitoba, 9 in British Columbia, 8 in Nova Scotia and 1 in New Brunswick.

## CLASS VI.—OTHER OFFENCES NOT INCLUDED IN THE FOREGOING CLASSES.

Offences.	1917.		1918.	
	Number of charges.	Number of convictions.	Number of charges.	Number of convictions.
Treasonable acts.....	3	1	4	4
Sedition .....	29	15	39	21
War Measures Act, offences against.....	34	31	17	15
Attempt to commit suicide.....	39	28	34	23
Sodomy and bestiality.....	105	74	89	65
Indecent exposure and offences against public morals.....	87	74	95	79
Perjury and subornation of perjury .....	112	48	105	41
Carrying unlawful weapons.....	118	107	107	99
Violation of the Electoral Act.....	8	7	.....	.....
Conspiracy.....	32	7	54	21
Forcible entry.....	2	1	3	2
Offences against gambling and lottery Acts.....	396	343	471	415
Prison breach and escape from prison .....	123	117	180	168
Offences against revenue laws.....	12	10	26	25
Riot and affray.....	101	80	82	58
Keeping bawdy houses and inmates thereof.....	1,846	1,743	1,665	1,551
Various other misdemeanours. ....	151	90	147	98
Totals for Canada.....	3,198	2,776	3,118	2,685

From these figures it will be seen that the number of convictions in class VI has slightly decreased during the year. The share of each province being as follows: For treasonable acts, 3 convictions in Ontario and 1 in Quebec; for



sedition, 7 convictions in British Columbia, 6 in Ontario, 5 in Saskatchewan, 2 in Alberta and 1 in Quebec; for offences against the War Measures Act, 7 convictions in Ontario, 3 in New Brunswick, 2 in Manitoba and 1 each in Nova Scotia, Saskatchewan and British Columbia; for attempt to commit suicide, 6 convictions each in Ontario and Alberta, 5 in Quebec, 4 in British Columbia and 2 in Saskatchewan; for sodomy and bestiality, 28 convictions in Ontario, 19 in Quebec, 11 in British Columbia, 3 each in Nova Scotia and Saskatchewan and 1 in Manitoba; for indecent exposure and offences against public morals, 34 convictions in Quebec, 20 in Ontario, 14 in Saskatchewan, 5 in British Columbia, 3 in Manitoba and 1 each in Nova Scotia, New Brunswick and Alberta; for perjury and subornation or perjury, 20 convictions in Ontario, 8 in Saskatchewan, 7 in Quebec, 2 in Alberta and 1 each in Nova Scotia, New Brunswick, Manitoba and British Columbia; for carrying unlawful weapons, 60 convictions in Ontario, 14 in Quebec, 10 in British Columbia, 8 in Saskatchewan, 3 each in Manitoba and Alberta and 1 in Nova Scotia; for conspiracy, 15 convictions in Ontario, 2 each in Quebec and Saskatchewan and 1 each in Manitoba and Alberta; for forcible entry, 1 conviction each in Ontario and Manitoba; for offences against the gambling and lottery Acts, 201 convictions in Quebec, 116 in Ontario, 30 in Manitoba, 26 in Alberta, 20 in British Columbia, 19 in Saskatchewan, 2 in Nova Scotia and 1 in New Brunswick; for prison breach and escape from prison, 97 convictions in Ontario, 14 in Quebec, 12 each in Nova Scotia and Saskatchewan, 11 in Manitoba, 10 in British Columbia, 9 in Alberta, 2 in New Brunswick and 1 in the Yukon; for offences against the revenue laws, 25 convictions in Ontario; for riot and affray, 24 convictions in Ontario, 23 in Nova Scotia and 11 in British Columbia; for keeping bawdy houses and inmates thereof, 900 convictions in Quebec, 323 in Ontario, 143 in British Columbia, 62 in Alberta, 53 in New Brunswick, 35 in Saskatchewan, 23 in Nova Scotia, 8 in Manitoba and 4 in Prince Edward Island; for various other misdemeanours, 83 convictions in Ontario, 6 in Saskatchewan, 4 in Alberta, 3 in British Columbia and 2 in Nova Scotia.

RATIO OF CONVICTIONS BY CLASSES OF OFFENCES.

Classes of Offences.	Percentage of convictions.	
	1917.	1918.
Class I. Offences against the person.....	16·26	14·55
Class II. Offences against property with violence.....	8·49	11·79
Class III. Offences against property without violence.....	53·94	55·28
Class IV. Malicious offences against property.....	1·94	1·44
Class V. Forgery and other offences against the currency.....	1·53	1·48
Class VI. Other offences not included in above classes.....	17·84	15·46
Total .....	100·00	100·00

From the above table it will be seen that the percentage for Class I, offences against the person, has decreased from 16·26 to 14·55 during the year, while the percentage of Classes II, III and IV, offences against property, has increased from 64·37 to 68·51 during the same period.

Of the 17,370 persons convicted of indictable offences in 1918, there were 5,106 sentenced to jail with the option of a fine, 3,284 to jail for less than one year, 783 to jail for one year and less than two years; 701 were sent to penitentiary for two and less than five years, 185 to penitentiary for five years and over, 4 to penitentiary for life, 20 were sentenced to death, 678 were sent to reformatories and 6,609 were allowed to go, on being bound to keep the peace with a suspended sentence or a reprimand.



## SESSIONAL PAPER No. 10d

Eighty-two per cent of the convicted received their first sentence, nine per cent were sentenced for the second time and nine per cent were recidivists or habitual criminals.

The occupation of the offenders is represented in the following classes, for every 100 convicted whose occupations were given: Agricultural, 11, commercial 17, domestic 17, industrial 11, professional 3 and labourers unclassified 41. Sixty-eight per cent were unmarried, 30 per cent married and 2 per cent widowed. Ninety-two per cent had an elementary education, one per cent a superior education and seven per cent were unable to read or write. The ages of the convicted are thus represented: twenty-six per cent were under 16 years, nineteen per cent from 16 to 20 years, forty-four per cent from 21 to 39 years and eleven per cent 40 years and over. As to the use of liquors, the number reported shows ten per cent immoderate drinkers and ninety per cent using liquor moderately; eighty-nine per cent were reported from urban and eleven per cent from rural districts; as to the country of birth of the delinquents, 60 in every 100 convicted were born in Canada, 13 in British territory outside of Canada, 6 in the United States and 21 in other foreign countries. According to the Census of 1911 the Canadian born represented 78 per cent of the total population of Canada, the British-born outside of Canada 11 per cent, the American-born 4 per cent and the foreign-born 7 per cent. From the total number of persons convicted whose religious denominations were given, 45.95 per cent were returned as Roman Catholics, 12.61 per cent as Anglicans, 9.23 per cent as Presbyterians, 9.04 as Methodists, 2.54 as Baptists and 20.63 as "Protestants" and other denominations," as compared with the following ratios in relation to population according to the last Census of Canada:—Roman Catholics 39.31, Anglicans, 14.47, Presbyterians 15.48, Methodists 14.98, Baptists 5.31, Protestants and other denominations 10.45.

Of the 21,747 persons charged with indictable offences during the year, 1,071 were tried by jury in the several provinces as follows: 315 in Ontario, 280 in Saskatchewan, 138 in Quebec, 89 in Nova Scotia, 88 in Alberta, 67 in British Columbia, 63 in Manitoba, 24 in New Brunswick and 8 in Prince Edward Island; 3,794 were tried under the "Speedy Trials Act" by provinces in the order following: Quebec 1,332, Ontario 1,314, Alberta 319, Nova Scotia 270, Saskatchewan 218, Manitoba 115, New Brunswick 45 and Prince Edward Island 3; there were 16,891 cases disposed of by Police Magistrates and other Justices of the Peace under the Act respecting "Summary Trials by Consent," distributed by provinces in the following order: Ontario 8,658, Quebec 3,161, Manitoba 1,439, Saskatchewan 915, British Columbia 893, Alberta 830, Nova Scotia 631, New Brunswick 318, Prince Edward Island 31 and the Yukon 15.

## PART II.—SUMMARY CONVICTIONS.

The number of summary convictions has jumped from 98,452 in 1917 to 105,899 in 1918, being an increase of 7,447, or 7.56 per cent during the year, against a decrease of 6,179 or 5.90 per cent the year before. Of these, the female offenders numbered 7,804 or 7.37 per cent in 1918, against 6,937, or 7.05 per cent in 1917. Eighty-two per cent of the total number of persons convicted of minor or non-indictable offences were fined, three per cent were sentenced to imprisonment without option and fifteen per cent were allowed to go, on being bound to keep the peace or with a suspended sentence.

9 GEORGE V, A. 1919

The following table shows the number of summary convictions by provinces for the years 1917 and 1918:—

Provinces.	Number of summary convictions.		Increase + Decrease —	
	1917.	1918.	numerical.	per cent.
Prince Edward Island .....	323	209	— 114	— 35·30
Nova Scotia .....	4,700	4,794	+ 94	+ 2·00
New Brunswick .....	2,564	1,611	— 953	— 37·17
Quebec .....	22,560	25,374	+ 2,814	+ 12·47
Ontario .....	42,655	46,448	+ 3,793	+ 8·89
Manitoba .....	7,065	7,298	+ 233	+ 3·30
Saskatchewan .....	6,007	6,536	+ 529	+ 8·80
Alberta .....	5,726	6,744	+ 1,018	+ 17·78
British Columbia .....	6,768	6,821	+ 53	+ 0·78
Yukon .....	84	64	— 20	— 23·81
Canada .....	98,452	105,899	+ 7,447	+ 7·56

As seen in the above table, the number of summary convictions has increased in every province, during the year, except Prince Edward Island, New Brunswick and the Yukon.

The number of summary convictions for the several offences is given in the next table, for the whole of Canada.

## SUMMARY CONVICTIONS FOR THE WHOLE OF CANADA.

Offences.	Number of summary convictions.	
	1917.	1918.
Alien Restrictions Act, offences against .....	2,601	2,832
Adulteration of food .....	204	209
Assaults .....	3,627	3,532
Breach of the peace .....	1,119	1,086
Carrying fire-arms and unlawful weapons .....	342	404
Contempt of court .....	22	37
Cruelty to animals .....	993	844
Disturbing religious meetings .....	27	33
Fishery and Game Acts, offences against .....	478	550
Gambling Acts, offences against .....	2,353	3,548
Immigration Act, offences against .....	68	104
Incorrigibility .....	378	304
Inspection and Sales Act, offences against .....	31	33
Larceny .....	118	121
Liquor laws, offences against .....	7,339	7,472
Malicious injury and other damage to property .....	1,074	892
Masters and Servants Act, offences against .....	1,513	786
Medical and Pharmacy Acts, offences against .....	71	47
Militia Acts, offences against .....	765	3,713
Municipal Acts and By-laws, breaches of .....	31,718	38,401
Neglecting to support family .....	346	890
Opium and Drug Act, offences against .....	790	915
Profanation of Lord's Day .....	1,178	903
Railway Acts, offences against .....	302	370
Revenue laws, offences against .....	234	373
Seamen's Act, offences against .....	137	46
Threats and abusive language .....	349	341
Trespass .....	1,143	1,418
Vagrancy .....	4,406	3,867
Drunkenness .....	27,882	21,026
Indecent exposure .....	369	299

## SESSIONAL PAPER No. 10d

SUMMARY CONVICTIONS FOR THE WHOLE OF CANADA—*Concluded.*

Offences.	Number of summary convictions.	
	1917.	1918.
Insulting, profane and obscene language.....	377	345
Frequenting bawdy houses. ....	2,700	4,069
Loose, idle and disorderly ....	2,266	2,614
Weights and Measures Acts, offences against.....	123	84
Miscellaneous offences. ....	543	394
Insanity.....	466	415
Breach of sundry Orders in Council relating to the War Measures Act.....	.....	2,582
Totals for Canada.....	98,452	105,899

A general review of the preceding table, showing by provinces the number of convictions for each offence, is given in the following pages:

## DRUNKENNESS.

Provinces.	Number of convictions.		Increase +	Decrease -
	1917.	1918.	numerical.	per cent.
Prince Edward Island.....	207	96	- 111	- 53·62
Nova Scotia. ....	2,546	2,435	- 111	- 4·36
New Brunswick.....	1,516	704	- 812	- 53·56
Quebec.....	8,025	6,680	- 1,345	- 16·76
Ontario.....	10,945	7,932	- 3,013	- 27·53
Manitoba.....	1,085	1,123	+ 38	+ 3·50
Saskatchewan.....	770	434	- 336	- 43·64
Alberta.....	391	825	+ 434	+ 111·00
British Columbia.....	2,372	778	- 1,594	- 67·20
Yukon.....	25	19	- 6	- 24·00
Canada.....	27,882	21,026	- 6,856	- 24·59

From this table it will be seen that drunkenness has decreased by nearly 25 per cent in Canada during the year, increases being found only in Manitoba and Alberta.

## DRUNKENNESS DURING THE WAR PERIOD 1914-18.

Provinces.	Years.					Percentage of decrease during the five years.
	1914.	1915.	1916.	1917.	1918.	
Prince Edward Island....	342	231	219	207	96	71.93
Nova Scotia.....	3,999	3,436	3,614	2,546	2,435	39.11
New Brunswick.....	1,765	1,694	1,696	1,516	704	60.11
Quebec.....	12,776	8,939	7,108	8,025	6,680	47.71
Ontario.....	17,703	12,553	11,728	10,945	7,932	55.19
Manitoba.....	6,193	4,154	3,114	1,085	1,123	81.87
Saskatchewan.....	2,142	1,332	1,062	770	434	79.74
Alberta.....	5,710	2,802	1,809	391	825	85.55
British Columbia.....	9,376	5,960	2,527	2,372	778	91.70
Yukon.....	61	60	53	25	19	68.85
Canada.....	60,067	41,161	32,730	27,882	21,026	65.00

As shown in the preceding table, the number of convictions for drunkenness in Canada during the war period, 1914-18, has dropped from 60,067 in 1914 to 21,026 in 1918, or a decrease of 65·00 per cent during the five years; the highest percentage of decrease being in British Columbia and the lowest in Nova Scotia.

## BREACHES OF MUNICIPAL ACTS AND BY-LAWS.

Provinces.	Number of convictions.		Increase +	Decrease -
	1917.	1918.	numerical.	per cent.
Prince Edward Island.....	26	26	.....	.....
Nova Scotia.....	838	916	+ 78	+ 9·31
New Brunswick.....	326	231	- 95	- 29·14
Quebec.....	5,361	7,915	+ 2,554	+ 47·64
Ontario.....	16,927	19,564	+ 2,637	+ 15·58
Manitoba.....	3,920	3,992	+ 72	+ 1·84
Saskatchewan.....	1,181	1,936	+ 755	+ 63·93
Alberta.....	1,662	2,181	+ 519	+ 31·22
British Columbia.....	1,461	1,633	+ 177	+ 12·11
Yukon.....	16	2	- 14	- 87·50
Canada.....	31,718	38,401	+ 6,683	+ 21·07

As shown by the above table, there has been a large increase in the number of convictions for breaches of Municipal Acts and By-laws during the year, due in most cases to offences against highway regulations.

## VAGRANCY.

Provinces.	Number of convictions.		Increase +	Decrease -
	1917.	1918.	numerical.	per cent.
Prince Edward Island.....	15	14	- 1	- 6·66
Nova Scotia.....	170	197	+ 27	+ 15·88
New Brunswick.....	181	111	- 70	- 38·67
Quebec.....	4,125	5,338	+ 1,213	+ 29·41
Ontario.....	3,386	3,675	+ 289	+ 8·56
Manitoba.....	341	442	+ 101	+ 29·62
Saskatchewan.....	493	439	- 54	- 10·95
Alberta.....	509	511	+ 2	+ 0·39
British Columbia.....	891	466	- 425	- 47·70
Yukon.....	7	1	- 6	- 85·71
Canada.....	10,118	11,194	+ 1,076	+ 10·63

The number of convictions for vagrancy, comprising indecent exposure, insulting profane and obscene language, frequenting bawdy houses and disorderly conduct, has increased from 10,118 in 1917 to 11,194 in 1918, or 10·63 per cent during the year.



## SESSIONAL PAPER No. 10d

## OFFENCES AGAINST THE LIQUOR LAWS.

Provinces.	Number of convictions.		Increase + Decrease -	
	1917.	1918.	numerical.	per cent.
Prince Edward Island.....	36	42	+ 6	+ 11.11
Nova Scotia.....	449	412	- 37	- 8.24
New Brunswick.....	312	288	- 24	- 7.70
Quebec.....	1,076	1,155	+ 79	+ 7.34
Ontario.....	2,927	3,410	+483	+ 16.50
Manitoba.....	289	230	- 59	- 20.42
Saskatchewan.....	774	422	-352	- 45.49
Alberta.....	885	678	-207	- 23.39
British Columbia.....	576	812	+236	+ 40.97
Yukon.....	15	23	+ 8	+ 53.33
Canada.....	7,339	7,472	+133	+ 1.81

As seen in the above table, the number of convictions for offences against the liquor laws has slightly increased during the year. The higher percentage of increase is found in the Yukon and British Columbia and the larger percentage of decrease in Saskatchewan and Alberta.

## ASSAULT AND BREACH OF THE PEACE.

Provinces.	Number of convictions.		Increase + Decrease -	
	1917.	1918.	numerical.	per cent.
Prince Edward Island.....	26	18	- 8	- 3.07
Nova Scotia.....	467	492	+ 25	+ 5.35
New Brunswick.....	95	101	+ 6	+ 6.31
Quebec.....	1,582	1,548	- 34	- 2.15
Ontario.....	965	1,010	+ 45	+ 4.66
Manitoba.....	174	166	- 8	- 4.60
Saskatchewan.....	744	688	- 56	- 7.53
Alberta.....	543	491	- 52	- 9.58
British Columbia.....	137	98	- 39	- 28.47
Yukon.....	13	6	- 7	- 53.84
Canada.....	4,746	4,618	- 128	- 2.70

Slight changes are shown in the details of this table, resulting in a decrease of 128 for the whole of Canada in the number of convictions for assault and breach of the peace during the year.

## OFFENCES AGAINST GAMBLING ACTS.

Provinces.	Number of convictions.		Increase + Decrease -	
	1917.	1918.	numerical.	per cent.
Prince Edward Island.....				
Nova Scotia.....	1	10	+ 9	+900.00
New Brunswick.....	24	10	- 14	- 58.33
Quebec.....	210	423	+ 213	+101.43
Ontario.....	1,076	1,675	+ 599	+ 55.67
Manitoba.....	192	213	+ 21	+ 10.94
Saskatchewan.....	77	60	- 17	- 22.08
Alberta.....	200	293	+ 93	+ 46.50
British Columbia.....	573	864	+ 291	+ 50.79
Canada.....	2,353	3,548	+ 1,195	+ 50.79

As shown by the preceding table, there was an increase of over 50 per cent in the number of convictions for offences against gambling Acts during the year, the only two provinces showing light decreases being New Brunswick and Saskatchewan, while Prince Edward Island and the Yukon show nothing for both years. Other Summary Convictions in 1918:—For offences against the "Alien Restrictions Act," there were 2,832 convictions distributed by provinces as follows: 1,466 in Ontario, 792 in Saskatchewan, 377 in Alberta, 122 in British Columbia, 58 in Manitoba, 15 in Nova Scotia, and 2 in New Brunswick; for carrying fire arms and other unlawful weapons, 131 convictions in Québec, 95 in Ontario, 47 each in Manitoba and Saskatchewan, 35 in Alberta, 22 in British Columbia, 18 in Nova Scotia, 6 in New Brunswick and 3 in Prince Edward Island; for cruelty to animals, 628 convictions in Ontario, 99 in Québec, 53 in Alberta, 36 in Saskatchewan, 9 each in Nova Scotia and Manitoba, 7 in British Columbia and 3 in New Brunswick; for offences against the "Fishery and Game Acts," 189 convictions in Ontario, 110 in Québec, 84 in Alberta, 60 in Saskatchewan, 45 in New Brunswick, 37 in British Columbia, 15 in Nova Scotia and 10 in Manitoba; for incorrigibility, 203 convictions in Québec, 41 in Manitoba, 35 in Ontario and 25 in British Columbia; for malicious injury and other damage to property, 339 convictions in Ontario, 229 in Québec, 96 in Nova Scotia, 83 in Manitoba, 63 in Saskatchewan, 43 in Alberta, 34 in British Columbia and 5 in New Brunswick; for offences against the "Masters and Servants Act," 305 convictions in Saskatchewan, 238 in Alberta, 119 in Ontario, 84 in Manitoba, 39 in Québec and 1 in the Yukon; for offences against the "Militia Act," 1,894 convictions in Ontario, 578 in British Columbia, 509 in Saskatchewan, 383 in Alberta, 252 in Manitoba, 66 in Nova Scotia, 23 in Québec, 6 in New Brunswick and 2 in the Yukon; for neglecting to support family, 397 convictions in Ontario, 254 in Québec, 82 in Manitoba, 72 in Saskatchewan, 51 in British Columbia, 14 each in Nova Scotia and Alberta, 5 in New Brunswick and 1 in the Yukon; for offences against the "Opium and Drug Act," 402 convictions in British Columbia, 207 in Québec, 159 in Ontario, 52 each in Manitoba and Alberta, 41 in Saskatchewan and 2 in Nova Scotia; for profanation of the Lord's Day, 621 convictions in Ontario, 110 in Manitoba, 63 in Alberta, 61 in Québec, 26 in British Columbia, 17 in Saskatchewan and 5 in New Brunswick; for offences against the "Railway Act," 321 convictions in Ontario, 30 in Québec, 13 in Saskatchewan, 3 in Alberta, 2 in Nova Scotia and 1 in British Columbia; for offences against the "Revenue Laws," 149 convictions in Ontario, 80 in Québec, 43 in British Columbia, 31 in Alberta, 29 in Manitoba, 26 in Saskatchewan, 14 in New Brunswick and 1 in Nova Scotia; for threats and abusive language, 124 convictions in Québec, 123 in Ontario, 26 in Manitoba, 22 in Nova Scotia, 13 in Saskatchewan, 8 each in Prince Edward Island, New Brunswick and Alberta, 7 in British Columbia and 2 in the Yukon; for trespass, 1,060 convictions in Ontario, 226 in Québec, 61 in Manitoba, 19 in Alberta, 18 in Saskatchewan, 15 in New Brunswick, 9 each in Nova Scotia and British Columbia and 1 in the Yukon.

In addition to the above number of convictions for punishable offences, 415 were reported in 1918 against persons declared insane by the Courts of the several provinces, as follows: Ontario 174, Saskatchewan 90, Alberta and Québec 48 each, Manitoba 44, Yukon 4, British Columbia and Nova Scotia 3 each, New Brunswick 1.

## SESSIONAL PAPER No. 10d

The following table shows the number of convictions for indictable and minor offences, together with the total convictions for both classes in 1917 and 1918.

Provinces.	1917.			1918.		
	Criminal offences.	Minor offences.	Total convictions.	Criminal offences.	Minor offences.	Total convictions.
Prince Edward Island .....	33	323	356	37	209	246
Nova Scotia .....	582	4,700	5,282	717	4,794	5,511
New Brunswick .....	332	2,564	2,896	334	1,611	1,945
Quebec .....	3,376	22,560	25,936	3,747	25,374	29,121
Ontario .....	6,924	42,655	49,579	8,313	46,448	54,761
Manitoba .....	1,090	7,065	8,155	1,364	7,298	8,662
Saskatchewan .....	1,065	6,007	7,072	1,099	6,536	7,635
Alberta .....	901	5,726	6,627	889	6,744	7,633
British Columbia .....	1,234	6,768	8,002	859	6,821	7,680
Yukon .....	22	84	106	11	64	75
Canada .....	15,559	98,452	114,011	17,370	105,899	123,269

From the above figures it will be seen that the total number of convictions for indictable and minor offences has increased in Nova Scotia, Québec, Ontario, Manitoba, Saskatchewan, and Alberta, while a decrease is shown in Prince Edward Island, New Brunswick, British Columbia and the Yukon. The percentage of indictable offences to total convictions, for the year 1918, is thus represented by provinces: New Brunswick 17·17, Manitoba 15·65, Ontario 15·18, Prince Edward Island 15·06, Yukon 14·66, Saskatchewan 14·39, Québec 12·86, Nova Scotia 12·01, Alberta 11·65, British Columbia 11·18, or 14·09 per cent for the whole of Canada.

The following table gives the number of convictions by Judicial Districts for the several provinces in 1918.

NUMBER OF CONVICTIONS BY JUDICIAL DISTRICTS IN 1918.

Judicial Districts by Provinces.	Criminal offences.	Minor offences.	Total convictions.
PRINCE EDWARD ISLAND—			
Kings .....	2	15	17
Prince .....		44	44
Queens .....	35	150	185
Totals of Prince Edward Island .....	37	209	246
NOVA SCOTIA—			
Annapolis .....	3	4	7
Antigonish .....	1	11	12
Cape Breton .....	165	1,843	2,008
Colchester .....	11	219	230
Cumberland .....	48	154	202
Digby .....	3	10	13
Guysborough .....	8	17	25
Halifax .....	346	1,673	2,019
Hants .....	11	19	30
Inverness .....			
Kings .....	14	53	67
Lunenburg .....	11	42	53
Pictou .....	41	633	674
Queens .....	7	42	49

NUMBER OF CONVICTIONS BY JUDICIAL DISTRICTS IN 1918—*Continued.*

Judicial Districts by Provinces.	Criminal offences.	Minor offences.	Total convictions.
<b>NOVA SCOTIA—<i>Concluded.</i></b>			
Richmond.....	1	7	8
Shelburne.....	1	3	4
Victoria.....	2		2
Yarmouth.....	44	64	108
Totals of Nova Scotia.....	717	4,794	5,511
<b>NEW BRUNSWICK—</b>			
Albert.....			
Carleton.....	1	50	51
Charlotte.....	5	48	53
Gloucester.....	9		9
Kent.....		3	3
Kings.....	2	33	35
Madawaska.....	8	22	30
Northumberland..	12	101	113
Queens.....			
Restigouche ..	19	20	39
St. John.,.....	192	664	856
Sunbury.....			
Victoria.....	1		1
Westmorland.....	60	471	531
York.....	25	199	224
Totals of New Brunswick.....	334	1,611	1,945
<b>QUEBEC—</b>			
Arthabaska.....	8	54	62
Beauce.....	1	36	37
Beauharnois.....	8	84	92
Bedford.....	21	54	75
Chicoutimi.....	9	49	58
Gaspé.....	4	18	22
Iberville.....	26	41	67
Joliette.....	2	30	32
Kamouraska.....	2	47	49
Montcalm.....	6	14	20
Montmagny.....	11	20	31
Montreal.....	3,007	20,232	23,239
Ottawa.....	86	1,068	1,154
Pontiac.....	21	3	24
Quebec.....	311	2,251	2,562
Richelieu.....	16	183	199
Rimouski.....	14	83	97
Roberval.....		22	22
Saguenay.....	1	8	9
St. Francis.....	113	869	982
St. Hyacinthe.....	33	33	66
Terrebonne.....	15	2	17
Three Rivers.....	32	173	205
Totals of Quebec.....	3,747	25,374	29,121
<b>ONTARIO—</b>			
Algoma.....	210	938	1,148
Brant.....	290	690	890
Bruce.....	41	201	242
Carleton.....	569	1,486	2,055
Dufferin.....	3	34	37
Elgin.....	112	291	403
Essex.....	230	1,622	1,852
Frontenac.....	45	190	235
Grey.....	39	302	341
Haldimand.....	22	58	80
Halton.....	37	1,451	1,488
Hastings.....	99	553	652



## SESSIONAL PAPER No. 10d

NUMBER OF CONVICTIONS BY JUDICIAL DISTRICTS IN 1918—*Continued.*

Judicial Districts by Provinces.	Criminal offences.	Minor offences.	Total convictions.
<b>ONTARIO—Concluded.</b>			
Huron.....	45	88	133
Kenora.....	70	139	209
Kent.....	123	567	690
Lambton.....	55	648	703
Lanark.....	42	190	232
Leeds and Grenville.....	54	195	249
Lennox and Addington.....	29	106	135
Lincoln.....	135	926	1,061
Manitowlin.....	17	23	40
Middlesex.....	296	1,564	1,770
Muskoka.....	39	110	149
Nipissing.....	63	536	599
Norfolk.....	34	189	223
Northumberland and Durham.....	61	165	226
Ontario.....	79	255	334
Oxford.....	87	452	539
Parry Sound.....	142	405	547
Peel.....	33	767	800
Perth.....	123	292	415
Peterborough.....	86	480	566
Prescott and Russell.....	25	61	86
Prince Edward.....	40	118	158
Rainy River.....	12	140	152
Renfrew.....	73	210	283
Simcoe.....	150	518	668
Stormont, Dundas and Glengarry.....	31	81	112
Sudbury.....	166	1,082	1,238
Timiskaming.....	135	869	1,004
Thunder Bay.....	295	1,609	1,904
Victoria.....	21	175	196
Waterloo.....	130	1,048	1,178
Welland.....	410	2,532	2,942
Wellington.....	75	416	491
Wentworth.....	631	2,530	3,161
York.....	2,999	19,146	22,145
Totals of Ontario.....	8,313	46,448	54,761
<b>MANITOBA—</b>			
Dauphin.....	35	159	194
Manitoba, Central.....	81	211	292
"    Eastern.....	997	6,241	7,238
"    Northern.....	25	27	52
"    Southern.....	1	18	19
"    Western.....	225	642	867
Totals of Manitoba.....	1,364	7,298	8,662
<b>SASKATCHEWAN—</b>			
Battleford.....	72	373	445
Cannington.....	9	84	93
Estevan.....	27	224	251
Humboldt.....	18	123	141
Kerr Robert.....	23	163	186
Kindersley.....	3	53	56
Melville.....	9	86	95
Moose Jaw.....	150	703	853
Moosomin.....	17	173	190
Prince Albert.....	110	456	566
Regina.....	269	1,386	1,655
Saskatoon.....	171	1,008	1,179
Scott.....	10	208	218
Swift Current.....	75	532	607
Weyburn.....	66	330	396
Wynyard.....	10	116	126
Yorkton.....	60	518	578
Totals of Saskatchewan.....	1,099	6,536	7,635

9 GEORGE V, A. 1919

NUMBER OF CONVICTIONS BY JUDICIAL DISTRICTS IN 1918—*Concluded.*

Judicial Districts by Provinces.	Criminal offences.	Minor offences.	Total convictions.
<b>ALBERTA—</b>			
Athabaska.....	27	409	436
Bassano.....	4	42	46
Calgary.....	297	2,675	2,972
Edmonton.....	270	1,368	1,638
Lethbridge.....	88	687	775
Macleod.....	47	424	471
Medicine Hat.....	46	441	487
Red Deer.....	30	146	176
Stettler.....	33	58	91
Taber.....	11	276	287
Wetaskiwin.....	36	218	254
Totals of Alberta.....	889	6,744	7,633
<b>BRITISH COLUMBIA—</b>			
Atlin.....	29	319	348
Cariboo.....	13	177	190
Kootenay.....	141	370	511
Nanaimo.....	11	226	237
Vancouver.....	458	4,137	4,595
Victoria.....	118	907	1,025
Westminster.....	43	317	360
Yale.....	46	368	414
Totals of British Columbia.....	859	6,821	7,680
<b>YUKON.....</b>	11	64	75
Totals for Canada.....	17,370	105,899	123,269

## PARDONS AND COMMUTATIONS.

There were 1,156 prisoners in favour of whom the prerogative of pardon was exercised in Canada during the year 1918—1,088 males and 68 females—Of the 562 convicts liberated from the Dominion penitentiaries, 173 were from St. Vincent de Paul, Québec, 158 from Kingston, Ontario; 78 from Dorchester, N.B. for the three provinces of Nova Scotia, New Brunswick and Prince Edward Island; 55 from New Westminster, British Columbia; 48 from Edmonton, Alberta; 28 from Stony Mountain, Manitoba and 22 from Prince Albert, Saskatchewan. Of the 594 prisoners liberated from the provincial jails and reformatories, 246 were from Ontario, 99 from Saskatchewan, 76 from Quebec, 45 from Manitoba, 38 from Alberta, 36 from British Columbia, 31 from Nova Scotia, 3 each from New Brunswick and the Yukon, and 17 have not been imprisoned. Five were detained for murder, 7 for attempt to commit murder, 20 for manslaughter, 21 for seduction, carnal knowledge and incest, 15 for bigamy, 10 for rape and other crimes against decency, 70 for assaults of all kinds, 68 for all other offences against the person, 204 for robbery, burglary and house breaking, 43 for fraud and false pretences 383 for larceny and receiving stolen goods, 35 for horse and cattle stealing, 17 for arson and other malicious injury to property, 49 for forgery and other offences against the currency, 39 for desertion from military service and absentees, 30 for escape from prison, 36 for drunkenness, 16 for keeping bawdy houses and inmates thereof, and 89 for various other offences—As to the time of detention, 112 had served less than one fourth of their time, 316 one fourth and less than one half, 460 one half and less than three fourths, and 258 over three fourths of their time—As to the condition o

## SESSIONAL PAPER No. 10d

pardon, 439 were liberated on ticket of leave only, 168 to abstain from intoxicants and accept employment, 73 on deportation, 329 to resume military service, 38 to return home, 23 put in homes or institutions, 17 sent to hospitals for medical treatment, 15 had their fine remitted, 9 to leave the locality, 12 unconditionally and 33 on various conditions.

There were ten death sentences commuted to life imprisonment in Canada during the year 1918, by provinces as follows: three each in Ontario and Manitoba, and one each in Quebec, Saskatchewan, Alberta and British Columbia.

Statistics showing the movement of population in the Dominion penitentiaries, as well as in the provincial jails and reformatories, are given for the first time in the present report. The figures were furnished, for penitentiaries and reformatories, by the wardens and chief officers of these institutions, and for jails by the sheriffs of the several provinces. The information secured gives, for the years 1917 and 1918, the number of persons in custody at the beginning of each year, those admitted and those discharged during the year, and finally the number in custody at the end of the year, as shown by the following tables:—

## PENITENTIARIES.

Provinces.		In custody beginning of the year.	Admitted during the year.	Discharged during the year.	In custody end of the year.
New Brunswick, Nova Scotia and Prince Edward Island .....	{ 1917	211	74	106	179
	{ 1918	179	155	108	226
Quebec .....	{ 1917	423	162	191	394
	{ 1918	399	190	209	380
Ontario .....	{ 1917	520	189	278	431
	{ 1918	431	327	243	515
Manitoba .....	{ 1917	92	63	57	98
	{ 1918	98	108	57	149
Saskatchewan .....	{ 1917	99	34	49	84
	{ 1918	89	62	48	103
Alberta .....	{ 1917	170	46	82	134
	{ 1918	134	58	76	116
British Columbia .....	{ 1917	259	52	136	175
	{ 1918	175	63	84	154
Totals for Canada .....	{ 1917	1,774	620	899	1,495
	{ 1918	1,505	963	825	1,643

## REFORMATORIES FOR BOYS.

Provinces.		In custody beginning of the year.	Admitted during the year.	Discharged during the year.	In custody during the year.
Nova Scotia .....	{ 1917	144	114	91	167
	{ 1918	167	107	96	178
New Brunswick .....	{ 1917	32	29	29	32
	{ 1918	32	18	20	30
Quebec .....	{ 1917	503	533	538	498
	{ 1918	499	550	533	516
Ontario .....	{ 1917	325	840	872	293
	{ 1918	293	885	893	285
Manitoba .....	{ 1917	78	44	56	66
	{ 1918	66	57	48	75
Saskatchewan .....	{ 1917	37	55	59	33
	{ 1918	33	60	69	24
British Columbia .....	{ 1917	79	58	38	99
	{ 1918	99	44	56	87
Totals for Canada .....	{ 1917	1,198	1,673	1,683	1,188
	{ 1918	1,189	1,721	1,715	1,195

## REFORMATORIES FOR GIRLS.

Provinces.		In custody beginning of the year.	Admitted during the year.	Discharged during the year.	In custody during the year.
Nova Scotia..	{ 1917	38	18	18	38
	{ 1918	38	35	17	56
New Brunswick ..	{ 1917	9	24	24	9
	{ 1918	11	7	13	5
Quebec.....	{ 1917	111	50	31	130
	{ 1918	130	60	55	135
Ontario .....	{ 1917	95	109	111	93
	{ 1918	91	134	143	82
British Columbia.....	{ 1917	23	26	10	39
	{ 1918	39	21	27	33
Totals for Canada .....	{ 1917	276	227	194	309
	{ 1918	309	257	255	311

## JAILS.

Provinces.		In custody beginning of the year.	Admitted during the year.	Discharged during the year.	In custody during the year.
Prince Edward Island.....	{ 1917	5	105	104	6
	{ 1918	6	70	67	9
Nova Scotia.....	{ 1917	84	1,258	1,279	63
	{ 1918	65	1,627	1,605	87
New Brunswick.....	{ 1917	57	1,220	1,231	46
	{ 1918	45	986	983	48
Quebec .....	{ 1917	520	7,218	7,191	547
	{ 1918	546	7,484	7,508	522
Ontario .....	{ 1917	664	13,962	13,936	690
	{ 1918	717	14,766	14,723	760
Manitoba .....	{ 1917	156	917	961	112
	{ 1918	112	1,084	1,103	93
Saskatchewan.....	{ 1917	152	1,615	1,540	227
	{ 1918	227	1,636	1,681	182
Alberta.....	{ 1917	110	692	650	152
	{ 1918	152	864	793	223
British Columbia .....	{ 1917	115	522	508	129
	{ 1918	129	910	915	124
Yukon .....	{ 1917	4	57	56	5
	{ 1918	5	58	59	4
Totals for Canada.....	{ 1917	1,867	27,566	27,456	1,977
	{ 1918	2,004	29,485	29,437	2,052

In tables XIII, XIV and XV, pages 271 to 276, are given the number of persons convicted of criminal and minor offences from 1876 (the first year these statistics were collected) down to the present year. The criminal offences are grouped irrespective of the courts by which they were tried; for instance, the figures under the first heading, "offences against the person", contain all cases of assaults, whether tried summarily by a Justice of the Peace or by a higher court, as well as threats and abusive language and all other offences against the person. Similarly the second and third columns, "Offences against property", contain the figures taken from both indictable offences and summary convictions, while the fourth column, "other felonies", only contains indictable offences.



## SESSIONAL PAPER No. 10d

As to minor offences, they are taken from summary convictions only, with the exception however of cases relating to keeping bawdy houses and inmates thereof taken from both divisions.

The figures indicate an almost steady increase in the number and ratio of convictions down to 1914, the first year of the war; then began a sharp decline till the year 1918, where a slight but appreciable increase is again recorded.

The tables show a general increase in offences against property and minor offences, rather than in offences against the person, which, with a continued fluctuation, show but little change; still, the year 1914 indicates the greatest number with 157 per hundred thousand of population, as against 82 three years later, the latter being the lowest figure recorded.

## PREFACE.

La statistique criminelle du Canada est recueillie, compilée et publiée sous l'autorité de la Loi concernant le Bureau Fédéral de la Statistique, 8-9 George V, chapitre 43.

Le précis introductif du présent rapport a été écrit par M. E. H. St. Denis, le Secrétaire du Bureau, et les tableaux ont été préparés par M. R. E. Watts.

On a introduit pour la première fois dans le présent rapport un état du mouvement de la population durant l'année dans les pénitenciers, prisons et écoles de réforme, recueilli en vertu de l'article 30 de la «Loi de la Statistique».

R. H. COATS,  
*Statisticien du Dominion.*

Bureau Fédéral des Statistiques,  
25 septembre 1919.

# STATISTIQUE CRIMINELLE DU CANADA, 1918

## PRÉCIS COMPLET DU RAPPORT.

Ce rapport comprend (1) les délits criminels ou justiciables d'un jury et (2) les petits délits ou condamnations sommaires. Les délits criminels se divisent en six classes, à savoir: I, Outrages contre la personne; II, délits avec violence contre la propriété; III, délits sans violence contre la propriété; IV, dommages malicieux à la propriété; V, faux et délits par rapport à la monnaie; VI, autres délits non compris dans les classes précédentes. Les cas expédiés par les magistrats de police ou autres cours, en vertu des lois concernant les «procès expéditifs», et les «procès sommaires», sont compris dans les délits criminels; les petits délits ou condamnation sommaires ont rapport aux cas expédiés en vertu de la loi concernant les procédures sommaires devant les juges de paix.

## PARTIE I. DELITS CRIMINELS.

D'après les rapports de l'année se terminant le 30 septembre 1918, il y a eu 21,747 accusations et 17,370 condamnations pour délits criminels dans les différentes provinces du Canada, comparativement à 19,454 accusations et 15,559 condamnations l'année précédente, soit une augmentation de 2,293 ou 11.78 pour cent dans les accusations, et une augmentation de 1,811 ou 11.63 pour cent dans les condamnations durant l'année, distribuées par provinces de la manière suivante:

### ACCUSATIONS, CONDAMNATIONS ET ACQUITTEMENTS POUR DÉLITS CRIMINELS.

Provinces.	1917.			1918.		
	Nombre d'accusa-tions.	Nombre de condam-nations.	Pour-cent d'acquitte-ments.	Nombre d'accusa-tions.	Nombre de condam-nations.	Pour-cent d'acquitte-ments.
Ile du Prince-Edouard. . . . .	36	33	8.33	42	37	11.90
Nouvelle-Ecosse. . . . .	711	582	18.14	990	717	27.58
Nouveau-Brunswick. . . . .	383	332	13.32	387	334	13.69
Québec. . . . .	4,103	3,376	17.72	4,631	3,747	19.09
Ontario. . . . .	8,576	6,924	19.26	10,278	8,313	19.12
Manitoba . . . . .	1,319	1,090	17.36	1,617	1,364	15.65
Saskatchewan. . . . .	1,420	1,065	25.00	1,412	1,099	22.17
Alberta . . . . .	1,335	901	32.51	1,237	889	28.13
Colombie-Britannique . . . . .	1,548	1,234	20.28	1,138	859	24.52
Yukon. . . . .	23	22	4.35	15	11	26.66
Canada. . . . .	19,454	15,559	20.02	21,747	17,370	20.13

Comme l'indique le tableau précédent, le nombre de condamnations a augmenté durant l'année dans toutes les provinces, excepté l'Alberta, la Colombie-Britannique et le Yukon. Les plus fortes augmentations se trouvent dans Ontario, Québec, Manitoba et la Nouvelle-Ecosse, et la plus faible dans la Colombie-Britannique.

9 GEORGE V, A. 1919

Les proportions de la criminalité et de la population comparées sont données dans les colonnes suivantes pour les années 1917 et 1918, par provinces:—

Provinces.	1917.		1918.	
	Proportion de la criminalité p.c.	Proportion de la population p.c.	Proportion de la criminalité p.c.	Proportion de la population p.c.
Ile du Prince-Edouard.....	0.21	1.12	0.21	1.09
Nouvelle-Ecosse.....	3.74	6.13	4.13	6.00
Nouveau-Brunswick.....	2.14	4.36	1.92	4.27
Québec ..	21.69	26.78	21.58	26.56
Ontario.....	44.50	32.79	47.85	32.36
Manitoba.....	7.01	6.84	7.85	6.93
Saskatchewan.....	6.85	8.06	6.33	8.30
Alberta.....	5.79	6.24	5.12	6.45
Colombie-Britannique .....	7.93	7.36	4.95	7.74
Yukon.....	0.14	0.10	0.06	0.09
Territoires du Nord-Ouest.....	...	0.22	.....	0.21
Total.....	100.00	100.00	100.00	100.00

On voit par les chiffres qui précèdent, que la proportion de la criminalité est plus élevée que celle de la population dans Ontario et Manitoba, tandis que les chiffres de la population sont plus élevés que ceux de la criminalité dans toutes les autres provinces en 1918.

## JEUNES DÉLINQUANTS.

Le tableau suivant montre le nombre de jeunes délinquants avec les chiffres proportionnels par rapport au total des condamnations, pour les années 1917 et 1918:

Provinces.	1917.		1918.	
	Nombre de jeunes délinquants.	Pour-cent du total des condamnations.	Nombre de jeunes délinquants.	Pour-cent du total des condamnations.
Ile du Prince-Edouard.....	12	36.36	25	67.57
Nouvelle-Ecosse.....	155	26.63	154	21.48
Nouveau-Brunswick.....	104	31.32	104	31.14
Québec.....	709	21.00	831	22.18
Ontario.....	2,100	30.33	2,202	26.49
Manitoba.....	335	30.73	553	40.54
Saskatchewan.....	8	0.75	32	2.91
Alberta.....	7	0.77	3	0.34
Colombie-Britannique .....	176	14.26	200	23.28
Yukon.....	.....	.....	.....	.....
Canada.....	3,606	22.18	4,104	23.63

Les chiffres de ce tableau montrent que le nombre de jeunes délinquants a augmenté de 498 durant l'année; les plus fortes augmentations se trouvent dans l'Ile du Prince-Edouard, le Manitoba, Québec, Ontario et la Colombie-Britannique. On remarquera que les chiffres donnés pour la Saskatchewan et l'Alberta sont encore cette année hors de proportion, comparés avec ceux des autres provinces; l'écart étant évidemment dû à l'absence des détails voulus par la loi.



## DOC. PARLEMENTAIRE No 10d

Du nombre de jeunes délinquants trouvés coupables de délits criminels, en 1918, un a été condamné pour meurtre, un pour homicide non prémédité, 8 pour commerce charnel, 15 pour attentat à la pudeur, 11 pour voies de fait graves, 54 pour voies de fait simples, 14 pour incendie, 15 pour faux prétextes, 76 pour recel, 8 pour faux, 88 pour dommages malicieux à la propriété, 992 pour vol avec effraction et 2,725 pour vol simple ou larcin.

Des 4,104 jeunes délinquants condamnés pour délits criminels durant l'année, 2,817 ont subi leurs procès devant les cours juveniles des cités suivantes:

JEUNES DÉLINQUANTS TROUVÉS COUPABLES DE DÉLITS CRIMINELS PAR LES COURS JUVÉNILES EN 1918.

Délits criminels.	Montréal.	Toronto.	Winnipeg.	Vancouver.	Ottawa.	Halifax.	Victoria.	Brandon.	Totaux.
Commerce charnel.....		4	1						5
Attentat à la pudeur.....		10	4						14
Indécence et immoralité.....	20	8	1	2	3				34
Voies de fait graves.....		8			1				9
Voies de fait simples.....	17	4	1	1		2	1	3	29
Vol avec effraction.....	136	299	89	35	32	46		73	717
Incendie.....	3	9							12
Dommage à la propriété.....	25	5	4	4		11		5	54
Détournement.....		1							1
Faux.....	2		1		1		1		5
Fraude et faux prétextes.....	5	3	3	1					12
Vol simple ou larcin.....	465	708	303	75	165	46	19	44	1,825
Vol lettres postales.....		1	4						5
Recel.....	6	31	12	11	3				63
Port d'armes illégal.....	12			2					14
Autres délits.....	4	5	6					3	18
Totaux.....	695	1,096	429	131	205	105	28	128	2,817

De ces 2,817 jeunes délinquants condamnés pour délits criminels par les cours juveniles, 323 ont été envoyés aux maisons de réforme ou aux institutions de charité, 226 ont été condamnés à l'amende, et les autres ont été relâchés en probation ou avec une sentence suspendue.

En plus du nombre de jeunes délinquants condamnés pour délits criminels, il y en a eu 3,236 condamnés pour petits délits par les différentes cours juveniles, comme suit:—

PETITS DÉLITS EXPÉDIÉS PAR LES COURS JUVÉNILES EN 1918.

Petits délits.	Montréal.	Toronto.	Winnipeg.	Vancouver.	Ottawa.	Halifax.	Victoria.	Brandon.	Totaux
Voies de fait simples.....		27	5		5				37
Perturbation de la paix.....		1						8	9
Port d'armes illégal.....		1	5					13	25
Mépris de cour.....		6	4						10
Exposition indécente.....	1	3							4
Infraction aux lois des chemins de fer.....	3				16				19
Incorrigibilité.....	203	13	37	15	8				276
Infraction aux lois municipales.....	53	537	137	33	10	81	5	15	871
Empiètement.....	22	238	47	1	6			2	316
Vagabondage.....	171	769	58	7	52			6	1,063
Dommage à la propriété.....		113	56		7		7	7	190
Cruauté envers les animaux.....		6	2						8
Infraction aux lois défendant le jeu.....		36							36
Divers autres délits.....	21	11	5		4			7	48
Refus de supporter la famille*.....	152	134	26	7	1	2			*322
Aliénation mentale.....			2						2
Totaux.....	626	1,901	384	63	109	83	12	58	3,236

\* Ces condamnations sont contre des parents trouvés coupables de négliger leurs enfants.

## DÉLINQUANTES.

Le nombre de femmes trouvées coupables de délits criminels a augmenté de 2,473, qu'il était en 1917, à 2,499 en 1918, tel que l'indique le tableau suivant:—

Provinces.	1917.		1918.	
	Nombre de délinquantes	Pour-cent du total des condamnations.	Nombre de délinquantes	Pour-cent du total des condamnations.
Ile du Prince-Edouard. ....	3	9.09	5	13.51
Nouvelle-Ecosse. ....	47	8.08	52	7.27
Nouveau-Brunswick. ....	29	8.73	29	8.68
Québec. ....	857	25.38	1,047	27.94
Ontario. ....	883	12.75	878	10.56
Manitoba. ....	140	12.84	186	13.64
Saskatchewan. ....	102	9.57	70	6.37
Alberta. ....	97	10.76	88	9.90
Colombie-Britannique. ....	310	25.12	144	16.76
Yukon. ....	5	22.73	.....	.....
Canada. ....	2,473	15.89	2,499	14.39

D'après les chiffres qui précèdent, on voit que la proportion des délinquantes, par rapport à la totalité des condamnations, est audessus de la moyenne dans Québec et la Colombie-Britannique, et au-dessous dans toutes les autres provinces pour l'année 1918.

Le plus grand nombre de femmes condamnées devant les tribunaux de la province de Québec revient au district de Montréal, qui a fourni 943 des 1,047 condamnations rapportées pour toute la province en 1918, soit une proportion de 90 pour cent, attribuable en grande partie aux délits concernant les maisons de désordre, récemment classifiés parmi les délits criminels.

Du nombre de femmes trouvées coupables de délits criminels en 1918, une a été condamnée pour meurtre, une pour homicide non prémédité, 11 pour avortement et suppression d'enfant, 29 pour bigamie, 14 pour désertion et cruauté envers les enfants, 14 pour voies de fait graves, 26 pour voies de fait sur un officier de la paix, 54 pour voies de fait simples, 18 pour vol avec effraction, 18 pour fraude et faux prétextes, 34 pour recel, 24 pour faux, 885 pour vol simple ou larcin, et 1,234 pour avoir tenu et fréquenté des maisons de désordre.

DOC. PARLEMENTAIRE No 10d

## DELITS CRIMINELS PAR CLASSES.

## CLASSE I.—OUTRAGES CONTRE LA PERSONNE.

Crimes et délits.	1917.		1918.	
	Nombre d'accusations.	Nombre de condamnations	Nombre d'accusations.	Nombre de condamnations
Meurtre.....	48	17	50	20
" tentative de.....	15	9	20	7
Homicide non prémédité.....	56	28	49	21
Avortement et suppression d'enfant.....	22	10	35	20
Viol et autres attentats à la pudeur.....	438	227	498	285
Embauchage immoral.....	53	29	59	33
Bigamie.....	81	73	107	91
Coups et blessures.....	209	139	162	111
Voies de fait sur femmes.....	37	30	36	32
Voies de fait graves.....	593	438	643	464
Voies de fait sur la police.....	422	386	368	340
Agression avec voies de fait.....	1,168	930	1,239	912
Refus de pourvoir aux besoins de la famille.....	184	96	164	105
Autres délits contre la personne.....	171	118	138	88
Totaux pour le Canada.....	3,497	2,530	3,568	2,529

Comme l'indiquent les chiffres de ce tableau, le nombre de condamnations dans la classe I, outrages contre la personne, est pratiquement le même pour les deux années. Distribuées par provinces, les condamnations pour chaque crime ou délit sont données dans l'ordre suivant:—Pour meurtre, 5 condamnations au Manitoba, 4 chacune dans Québec et Ontario, 3 dans la Saskatchewan, 2 dans la Nouvelle-Ecosse et une chacune dans l'Alberta et la Colombie-Britannique; (On remarquera que les tableaux de ce rapport ne tiennent compte que de 49 accusations et de 19 condamnations pour meurtre, au lieu de 50 et 20 respectivement; un cas du district de Renfrew, Ontario, ayant été rapporté trop tard pour y être compté); pour tentative de meurtre, 3 condamnations dans Québec, 2 dans l'Alberta et une chacune dans Ontario et la Saskatchewan; pour homicide non prémédité, 11 condamnations dans Ontario, 5 dans Québec, 3 au Manitoba et une chacune dans l'Alberta et la Colombie-Britannique; pour avortement et suppression d'enfant, 7 condamnations dans Ontario, 5 dans l'Alberta, 3 au Manitoba, 2 chacune dans la Saskatchewan et la Colombie-Britannique et une dans la Nouvelle-Ecosse; pour viol et autres attentats à la pudeur, 149 condamnations dans Ontario, 46 en Saskatchewan, 25 en Alberta, 18 au Manitoba, 17 en Colombie-Britannique, 11 chacune dans Québec et la Nouvelle-Ecosse et 8 au Nouveau-Brunswick; pour embauchage immoral, 23 condamnations dans Ontario, 4 en Alberta, 3 en Saskatchewan, 2 dans Québec et une au Manitoba; pour bigamie, 63 condamnations en Ontario, 9 en Alberta, 8 au Manitoba, 6 en Nouvelle-Ecosse, 3 en Colombie-Britannique et une chacune dans Québec et Saskatchewan; pour coups et blessures, 73 condamnations dans Ontario, 14 dans Québec, 8 en Saskatchewan, 7 en Alberta, 4 au Manitoba, 3 en Colombie-Britannique et une chacune dans la Nouvelle-Ecosse et le Nouveau-Brunswick; pour voies de fait sur femmes, 22 condamnations dans Ontario, 4 chacune dans la Nouvelle-Ecosse et Québec, et une chacune au Manitoba et à la Colombie-Britannique; pour voies de fait graves, 242 condamnations dans Ontario, 57 au Manitoba, 56 dans Québec, 41 en Nouvelle-Ecosse, 25 en Alberta, 21 en Colombie-Britannique, 16 en Saskatchewan et 6 au Nouveau-Brunswick; pour voies de fait sur la police, 122 condamnations dans Ontario, 97 dans Québec, 79 dans la Nouvelle-Ecosse, 18 dans le Nouveau-Brunswick, 9 dans la Saskat-

chewan, 7 dans la Colombie-Britannique, 6 dans l'Alberta et 2 dans le Manitoba; pour agression avec voies de fait, 494 condamnations dans Ontario, 96 dans Québec, 93 dans Manitoba, 70 dans la Saskatchewan, 65 dans l'Alberta, 44 dans la Nouvelle-Ecosse, 39 dans le Colombie-Britannique, 8 dans le Nouveau-Brunswick et 3 dans le Yukon; pour refus de supporter la famille, 72 condamnations dans Ontario, 23 dans Québec, 4 en Saskatchewan, 3 au Nouveau-Brunswick, 2 à la Nouvelle-Ecosse et une à la Colombie-Britannique; pour divers autres délits contre la personne, 39 condamnations dans Ontario, 16 chacune dans Québec et la Saskatchewan, 8 en Alberta, 5 au Manitoba et 4 dans la Nouvelle-Ecosse.

## CLASSE II.—DÉLITS AVEC VIOLENCE CONTRE LA PROPRIÉTÉ.

Délits.	1917.		1918.	
	Nombre d'accusations.	Nombre de condamnations.	Nombre d'accusations.	Nombre de condamnations.
Vol avec effraction, bris de maisons et de magasins..	1,395	1,223	2,162	1,932
Vol et demandes avec menaces.....	160	89	183	100
Vol de grand chemin.....	10	9	20	17
Totaux pour le Canada.....	1,565	1,321	2,365	2,049

On voit d'après ce tableau que le nombre de condamnations pour délits avec violence contre la propriété a augmenté de 54.35 pour cent durant l'année, 1,321 en 1917 contre 2,049 en 1918, distribuées par provinces dans l'ordre suivant: pour vol avec effraction, bris de maisons et de magasins, il y a eu 1,011 condamnations dans Ontario, 347 dans Québec, 246 au Manitoba, 136 à la Nouvelle-Ecosse, 95 à la Colombie-Britannique, 54 à la Saskatchewan, 23 à l'Alberta, 14 au Nouveau-Brunswick, et 6 à l'Île du Prince-Edouard; pour vol et demandes avec menaces, 43 condamnations dans Ontario, 28 dans Québec, 7 dans la Nouvelle-Ecosse, 6 chacune au Manitoba et en Colombie-Britannique, et 5 chacune dans la Saskatchewan et l'Alberta; pour vol de grand chemin, 10 condamnations dans Ontario et 7 au Manitoba.

## CLASSE III.—DÉLITS SANS VIOLENCE CONTRE LA PROPRIÉTÉ.

Délits.	1917.		1918.	
	Nombre d'accusations.	Nombre de condamnations.	Nombre d'accusations.	Nombre de condamnations.
Effets volés apportés au Canada.....	6	4	5	4
Détournement ..	1	1	7	6
Faux prétextes.....	569	392	600	421
Recel et en possession d'effets volés..	365	232	487	323
Fraude.....	534	366	529	360
Vol de chevaux et autres bestiaux.....	129	83	88	64
Vol simple ou larcin.....	8,889	7,302	10,275	8,404
Vol de lettres recommandées.....	18	13	21	20
Totaux pour le Canada.....	10,511	8,393	12,012	9,602

Les chiffres de ce tableau montrent que le nombre de condamnations pour délits sans violence contre la propriété a augmenté de 8,393 en 1917 à 9,602 en 1918, ou de 14.40 pour cent durant l'année, réparties par provinces dans l'ordre



## DOC. PARLEMENTAIRE No 10d

qui suit: pour effets volés apportés au Canada, 4 condamnations dans Ontario; pour détournement, 3 condamnations dans Ontario, 2 dans l'Alberta et une dans Québec; pour faux prétextes, 193 condamnations dans Ontario, 72 dans Québec, 55 dans la Saskatchewan, 53 dans l'Alberta, 22 dans la Colombie-Britannique, 14 dans la Nouvelle-Ecosse, 11 au Manitoba et une au Nouveau-Brunswick; pour recel et en possession d'effets volés, 168 condamnations dans Ontario, 47 dans Québec, 37 dans la Colombie-Britannique, 27 dans la Saskatchewan, 23 au Manitoba, 11 dans l'Alberta, 5 au Nouveau-Brunswick, 3 dans la Nouvelle-Ecosse et 2 dans l'Île du Prince-Edouard; pour fraude, 277 condamnations dans Ontario, 27 au Manitoba, 16 chacune dans Québec et l'Alberta, 14 dans la Saskatchewan, 9 dans la Colombie-Britannique et une au Nouveau-Brunswick; pour vol de chevaux et autres bestiaux, 19 condamnations chacune dans Ontario et l'Alberta, 8 dans la Colombie-Britannique, 6 dans la Saskatchewan, 4 chacune au Manitoba et au Nouveau-Brunswick, 3 dans Québec et une dans la Nouvelle-Ecosse; des 8,404 condamnations pour vol simple ou larcin en 1918, représentant 87 pour cent de la totalité des délits de la classe III et 48 pour cent de la totalité des différentes classes, Ontario en comptait 4,210, Québec 1,611, Manitoba 739, Saskatchewan 591, Alberta 432, Colombie-Britannique 327, Nouvelle-Ecosse 264, Nouveau-Brunswick 199, Île du Prince-Edouard 25 et le Yukon 6; pour vol de lettres recommandées, etc., 7 condamnations dans Ontario, 6 dans le Manitoba, 3 dans l'Alberta, 2 dans Québec et une chacune dans la Saskatchewan et la Colombie-Britannique.

## CLASSE IV.—DOMMAGES MALICIEUX À LA PROPRIÉTÉ.

Délits.	1917.		1918.	
	Nombre d'accusations.	Nombre de condamnations.	Nombre d'accusations.	Nombre de condamnations.
Incendie.....	62	36	74	33
Domages malicieux aux chevaux et bestiaux, et autres domages à la propriété.....	314	265	301	216
Totaux pour le Canada.....	376	301	375	249

Le nombre de condamnations pour dommages malicieux à la propriété est tombé de 301 en 1917 à 249 en 1918, distribuées par provinces dans l'ordre suivant: pour incendie, 14 condamnations dans Ontario, 12 dans Québec, 2 dans la Colombie-Britannique et une chacune dans la Nouvelle-Ecosse, le Nouveau-Brunswick, le Manitoba et la Saskatchewan; pour dommages malicieux aux chevaux et bestiaux, et autres dommages à la propriété, 84 condamnations dans Ontario, 55 dans Québec, 21 en Colombie-Britannique, 19 en Nouvelle-Ecosse, 12 en Alberta, 11 au Manitoba, 11 en Saskatchewan, 3 au Nouveau-Brunswick et une au Yukon.

## CLASSE V.—FAUX ET DÉLITS PAR RAPPORT À LA MONNAIE.

Délits.	1917.		1918.	
	Nombre d'accusations.	Nombre de condamnations.	Nombre d'accusations.	Nombre de condamnations.
Délits contre la monnaie.....	6	2	3	1
Faux et émission de faux documents.....	301	236	306	255
Totaux pour le Canada.....	307	238	309	256

Tel que l'indique le tableau qui précède, le nombre de condamnations pour faux et délits par rapport à la monnaie a augmenté de 18 durant l'année, ainsi distribuées par provinces: pour délits contre la monnaie, une condamnation dans Québec; pour faux et émission de faux documents, 114 condamnations dans Ontario, 41 en Saskatchewan, 38 en Alberta, 22 chacune dans Québec et Manitoba, 9 dans la Colombie-Britannique, 8 dans la Nouvelle-Ecosse et une au Nouveau-Brunswick.

## CLASSE VI.—AUTRES DÉLITS NON COMPRIS DANS LES CLASSES PRÉCÉDENTES.

Délits.	1917.		1918.	
	Nombre d'accusations.	Nombre de condamnations.	Nombre d'accusations	Nombre de condamnations.
Actes de trahison .....	3	1	4	4
Sédition .....	29	15	39	21
Infraction à la loi des mesures de guerre .....	34	31	17	15
Tentative de suicide .....	39	28	34	23
Sodomie et bestialité .....	105	74	89	65
Exposition indécente et délits contre la morale publique .....	87	74	95	79
Parjure et subornation de parjure .....	112	48	105	41
Port d'armes illégal .....	118	107	107	99
Infraction à la loi électorale .....	8	7	.....	.....
Conspiration .....	32	7	54	21
Violation de propriété .....	2	1	3	2
Infraction aux lois défendant le jeu et les loteries .....	396	343	471	415
Infraction aux lois des prisons et tentative d'évasion .....	123	117	180	168
Délits contre le revenu de l'Etat .....	12	10	26	25
Emeute et rixe .....	101	80	82	58
Tenant et habitant des maisons de désordre .....	1,846	1,743	1,665	1,551
Autres délits .....	151	90	147	98
Totaux pour le Canada .....	3,193	2,776	3,118	2,685

On voit par ce tableau que le nombre de condamnations dans la classe VI a faiblement diminué durant l'année, la part revenant à chaque province est donnée dans l'ordre suivant: pour actes de trahison, 3 condamnations dans Ontario et une dans Québec; pour sédition, 7 condamnations dans la Colombie-Britannique, 6 dans Ontario, 5 en Saskatchewan, 2 en Alberta et une dans Québec; pour infraction à la loi des mesures de guerre, 7 condamnations dans Ontario, 3 au Nouveau-Brunswick, 2 au Manitoba et une chacune dans la Nouvelle-Ecosse, la Saskatchewan et la Colombie-Britannique; pour tentative de suicide, 6 condamnations chacune dans Ontario et Alberta, 5 dans Québec, 4 en Colombie-Britannique et 2 en Saskatchewan; pour sodomie et bestialité, 28 condamnations dans Ontario, 19 dans Québec, 11 en Colombie-Britannique, 3 chacune en Nouvelle-Ecosse et Saskatchewan et une au Manitoba; pour exposition indécente et délits contre la morale publique, 34 condamnations dans Québec, 20 dans Ontario, 14 dans la Saskatchewan, 5 dans la Colombie-Britannique, 3 au Manitoba et une chacune à la Nouvelle-Ecosse, le Nouveau-Brunswick et l'Alberta; pour parjure et subornation de parjure, 20 condamnations dans Ontario, 8 en Saskatchewan, 7 dans Québec, 2 en Alberta et une chacune en Nouvelle-Ecosse, Nouveau-Brunswick, Manitoba et Colombie-Britannique; pour port d'armes illégal, 60 condamnations dans Ontario, 14 dans Québec, 10 en Colombie-Britannique, 8 en Saskatchewan, 3 chacune au Manitoba et en Alberta, et une en Nouvelle-Ecosse; pour conspiration, 15 condamnations en Ontario, 2 chacune dans Québec et la Saskatchewan et une chacune dans le Manitoba et l'Alberta; pour violation de propriété, une condamnation chacune dans Ontario et Manitoba; pour infraction aux lois défendant le jeu et les loteries, 201 condamnations dans Québec, 116 dans Ontario, 30 au Manitoba, 26 en Alberta,

DOC. PARLEMENTAIRE No 10d

20 en Colombie-Britannique, 19 en Saskatchewan, 2 à la Nouvelle-Ecosse et une au Nouveau-Brunswick; pour infraction aux lois des prisons et tentative d'évasion, 97 condamnations dans Ontario, 14 dans Québec, 12 en Nouvelle-Ecosse et Saskatchewan, 11 au Manitoba, 10 dans la Colombie-Britannique, 9 dans l'Alberta, 2 au Nouveau-Brunswick et une au Yukon; pour délits contre le revenu de l'Etat, 25 condamnations dans Ontario; pour émeute et rixe, 24 condamnations dans Ontario, 23 dans la Nouvelle-Ecosse et 11 dans la Colombie-Britannique; pour avoir tenu et habité des maisons de désordre, 900 condamnations dans Québec, 323 dans Ontario, 143 dans la Colombie-Britannique, 62 en Alberta, 53 au Nouveau-Brunswick, 35 en Saskatchewan, 23 dans la Nouvelle-Ecosse, 8 au Manitoba et 4 dans l'Île du Prince-Edouard; pour divers autres délits, 83 condamnations dans Ontario, 6 en Saskatchewan, 4 en Alberta, 3 en Colombie-Britannique et 2 en Nouvelle-Ecosse.

## PROPORTION DES CONDAMNATIONS PAR CLASSES DE DÉLITS.

Classes des délits.	Pour-cent. des condamnations.	
	1917.	1918.
Classe I. Outrages contre la personne .....	16·26	14·55
Classe II. Délits avec violence contre la propriété .....	8·49	11·19
Classe III. Délits sans violence contre la propriété .....	53·94	55·28
Classe IV. Dommages malicieux contre la propriété .....	1·94	1·44
Classe V. Faux et délits par rapport à la monnaie .....	1·53	1·48
Classe VI. Autres délits non compris dans les classes précédentes .....	17·84	15·46
Totaux .....	100 00	100 00

On voit par ce tableau que le pour-cent de la classe I, outrages contre la personne, a baissé de 16·26 à 14·55 durant l'année 1918, tandis que le pour-cent des classes II, III et IV réunies, délits contre la propriété, a augmenté de 64·37 à 68·51 durant la même période.

Des 17,370 délinquants trouvés coupables de délits criminels en 1918, il y en a eu 5,106 qui ont été condamnés à l'amende, 3,284 à la prison pour moins d'un an, 783 à la prison pour un an et moins de deux ans, 701 au pénitencier pour deux et moins de cinq ans, 185 au pénitencier pour cinq ans et plus, 4 au pénitencier à vie, 20 condamnés à mort, 678 envoyés aux maisons de correction et 6,609 ont été relâchés après avoir été tenus de garder la paix, avec une sentence suspendue ou une réprimande.

Quatre-vingt-deux pour cent des condamnés ont reçu une première sentence, neuf pour cent une deuxième sentence et neuf pour cent étaient des récidivistes.

L'occupation ou profession des criminels est classifiée de la manière qui suit, pour chaque 100 condamnés dont l'occupation a été donnée: classe agricole 11, commerciale 17, domestique 17, industrielle 11, professions libérales 3 et les journaliers non classifiés 41. Soixante-huit pour cent étaient non mariés, trente pour cent mariés et deux pour cent en veuvage. Quatre-vingt-douze pour cent avaient une instruction élémentaire, un pour cent une éducation supérieure et sept pour cent ne savaient ni lire ni écrire. Les âges des délinquants sont ainsi représentés pour chaque 100 condamnés: 26 au-dessous de seize ans, 19 de seize à vingt ans, 44 de vingt et un à trente-neuf ans et 11 de quarante ans et au-dessus. Quant à l'usage de boissons enivrantes, le nombre de cas rapportés indique que dix pour cent étaient des buveurs immodérés et quatre-vingt-dix pour cent en usaient modérément. Quatre-vingt-neuf pour cent appartenaient à la population urbaine et onze pour cent à la population



rurale. Quant au pays de naissance des condamnés, 60 pour cent sont nés au Canada, 13 pour cent en territoire britannique autre que le Canada, 6 pour cent aux États-Unis et 21 pour cent en autres pays étrangers. D'après le dernier recensement du Canada, 78 pour cent de la population totale étaient de naissance canadienne, 11 pour cent nés en territoire britannique autre que le Canada, 4 pour cent aux États-Unis et 7 pour cent en autres pays étrangers. Du nombre total de condamnés dont la religion est rapportée, 45·95 pour cent sont donnés comme appartenant à la religion catholique, 12·61 à l'église anglicane, 9·23 à l'église presbytérienne, 9·04 à l'église méthodiste, 2·54 à l'église baptiste et 20·63 pour cent sont donnés comme « protestants » et autres confessions, comparativement aux proportions suivantes par rapport à la population du Canada, d'après le dernier recensement: catholiques 39·31, anglicans 14·47, presbytériens 15·48, méthodistes 14·98, baptists 5·31, « protestants » et autres confessions 10·45.

Des 21,747 personnes accusées de délits criminels durant l'année, 1,071 ont subi leur procès devant un jury dans les différentes provinces: 315 dans l'Ontario, 280 dans la Saskatchewan, 138 dans Québec, 89 dans la Nouvelle-Ecosse, 88 dans l'Alberta, 67 dans la Colombie-Britannique, 63 au Manitoba, 24 au Nouveau-Brunswick et 8 dans l'Île du Prince-Edouard; 3,794 ont subi leur procès sous l'autorité de la loi concernant les « Procès expéditifs, » ainsi distribués par provinces: Québec 1,332, Ontario 1,314, Alberta 319, Nouvelle-Ecosse 270, Saskatchewan 218, Manitoba 115, Nouveau-Brunswick 45 et l'Île du Prince-Edouard 3; 16,891 cas ont été expédiés par les magistrats de police ou autres juges de paix en vertu de l'Acte concernant les « Procès sommaires » dans les différentes provinces: Ontario 8,658, Québec 3,161, Manitoba 1,439, Saskatchewan 915, Colombie-Britannique 893, Alberta 830, Nouvelle-Ecosse 631, Nouveau-Brunswick 318, Île du Prince-Edouard 31 et Yukon 15.

## PARTIE II.—CONDAMNATIONS SOMMAIRES.

Le nombre de condamnations sommaires s'est accru de 98,452 en 1917 à 105,899 en 1918, soit une augmentation de 7,447 ou 7·56 pour cent durant l'année, contre une diminution de 6,179 ou 5·90 pour cent l'année précédente. De ces chiffres, les délinquants comptaient 7,804 ou 7·37 pour cent en 1918, contre 6,937 ou 7·05 pour cent en 1917. Quatre-vingt-deux pour cent du total des délinquants trouvés coupables de petits délits ont été condamnés à l'amende, trois pour cent à la prison sans option et quinze pour cent ont été relâchés après s'être engagés de garder la paix ou avec une sentence suspendue.

Le tableau suivant donne le nombre de condamnations sommaires par provinces, pour les années 1917 et 1918.

Provinces.	Nombre de condamnations sommaires		Augmentation + Diminution -	
	1917.	1918.	numérique.	pour-cent.
Île du Prince-Edouard .....	323	209	- 114	- 35·30
Nouvelle-Ecosse .....	4,700	4,794	+ 94	+ 2·00
Nouveau-Brunswick .....	2,564	1,611	- 953	- 37·17
Québec .....	22,560	25,374	+ 2,814	+ 12·47
Ontario .....	42,655	46,448	+ 3,793	+ 8·89
Manitoba .....	7,065	7,298	+ 233	+ 3·30
Saskatchewan .....	6,007	6,536	+ 529	+ 8·80
Alberta .....	5,726	6,744	+ 1,018	+ 17·78
Colombie-Britannique .....	6,768	6,321	- 447	- 6·60
Yukon .....	84	64	- 20	- 23·81
Canada .....	98,452	105,899	+ 7,447	+ 7·56



## DOC. PARLEMENTAIRE No 10d

Le nombre de condamnations sommaires, comme l'indique le tableau précédent, a augmenté dans toutes les provinces durant l'année, excepté dans l'Île du Prince-Edouard, le Nouveau-Brunswick et le Yukon.

Le nombre de condamnations sommaires pour petits délits est donné dans le tableau suivant pour tout le Canada:—

## CONDAMNATIONS SOMMAIRES POUR TOUT LE CANADA.

Délits.	Nombre de condamnations sommaires.	
	1917.	1918.
Infraction à la foi des restrictions concernant les aubains.....	2,601	2,832
Falsification de substances alimentaires.....	204	209
Voies de fait.....	3,627	3,532
Perturbation de la paix.....	1,119	1,086
Port d'armes illégal.....	342	404
Mépris de cour.....	22	37
Cruauté envers les animaux.....	993	844
Perturbation de réunions religieuses.....	27	33
Infractions aux lois de pêche et de chasse.....	478	550
"      contre le jeu et les loteries.....	2,353	2,548
"      sur l'immigration.....	68	104
Incorrigibilité.....	378	304
Infractions aux lois d'inspection et ventes.....	31	33
Vol simple ou larcin.....	118	121
Infractions aux lois concernant la vente de boissons.....	7,339	7,472
Domages malicieux à la propriété.....	1,074	892
Infractions aux lois concernant les maîtres et serviteurs.....	1,513	786
"      "      médecins et pharmaciens.....	71	47
"      de la milice.....	765	3,713
Contravention aux lois municipales.....	31,718	38,401
Négligence de pourvoir aux besoins de la famille.....	346	890
Infractions aux lois contre l'opium et autres drogues.....	790	915
Profanation du dimanche.....	1,178	993
Infractions aux lois des chemins de fer.....	302	370
Délits contre le revenu de l'Etat.....	234	373
Infractions aux lois maritimes.....	137	46
Menaces et langage injurieux.....	349	341
Empiètement.....	1,143	1,418
Vagabondage.....	4,406	3,867
Ivresse.....	27,882	21,026
Exposition indécente.....	369	299
Langage insultant, obscène et profane.....	377	345
Fréquentant des maisons de désordre.....	2,700	1,069
Conduite déréglée.....	2,266	2,614
Infractions aux lois des poids et mesures.....	128	84
Divers petits délits.....	543	394
Aliénation mentale.....	466	415
Infr. aux arrêtés du Conseil touchant l'Acte des mesures de guerre.....		2,582
Totaux pour le Canada.....	98,452	105,899

Une revue complète du tableau précédent, montrant par provinces le nombre de condamnations pour chaque délit, est donnée dans les pages qui suivent:

## IVRESSE.

Provinces.	Nombre de condamnations.		Augmentation + Diminution -	
	1917.	1918.	numérique.	pour-cent.
Île du Prince-Edouard.....	207	96	- 111	- 53.62
Nouvelle-Ecosse.....	2,546	2,435	- 111	- 4.36
Nouveau-Brunswick.....	1,516	704	- 812	- 53.56
Québec.....	8,025	6,680	- 1,345	- 16.76
Ontario.....	10,945	7,932	- 3,013	- 27.53
Manitoba.....	1,085	1,123	+ 38	+ 3.50
Saskatchewan.....	770	434	- 336	- 43.64
Alberta.....	391	825	+ 434	+ 111.00
Colombie-Britannique.....	2,372	778	- 1,594	- 67.20
Yukon.....	25	19	- 6	- 24.00
Canada.....	27,882	21,026	- 6,856	- 24.59

On voit par le tableau qui précède que le nombre de condamnations pour ivresse a déchu de 25 pour cent, à peu près, dans les différentes provinces du Canada durant l'année, les deux seules provinces indiquant une augmentation sont le Manitoba et l'Alberta.

NOMBRE DE CONDAMNATIONS POUR IVRESSE DURANT LA PÉRIODE DE LA GUERRE 1914-18.

Provinces.	Nombre de condamnations.					Diminution durant les cinq ans p.c.
	1914.	1915.	1916.	1917.	1918.	
Ile du Prince-Edouard....	342	231	219	207	96	71.93
Nouvelle-Ecosse.....	3,999	3,436	3,614	2,546	2,435	39.11
Nouveau-Brunswick....	1,765	1,694	1,696	1,516	704	60.11
Québec.....	12,776	8,959	7,108	8,025	6,680	47.71
Ontario.....	17,703	12,553	11,728	10,945	7,932	55.19
Manitoba.....	6,193	4,154	3,114	1,085	1,123	81.87
Saskatchewan.....	2,142	1,332	1,062	770	434	79.74
Alberta.....	5,710	2,802	1,809	391	825	85.55
Colombie-Britannique....	9,376	5,960	2,327	2,372	778	91.70
Yukon.....	61	60	53	25	19	68.85
Canada.....	60,067	41,161	32,730	27,882	21,026	65.00

Comme l'indiquent les chiffres de ce tableau, le nombre de condamnations pour ivresse au Canada, durant la période de la guerre, 1914-1918, est tombé de 60,067 en 1914 à 21,026 en 1918, soit une diminution de 39,041 ou 65.00 pour cent durant ces cinq ans; les chiffres proportionnels les plus élevés de diminution revenant à la Colombie-Britannique, et les moins élevés à la Nouvelle-Ecosse.

CONTRAVENTIONS AUX LOIS MUNICIPALES.

Provinces.	Nombre de condamnations.		Augmentation + Diminution -	
	1917.	1918.	numérique.	pour-cent.
Ile du Prince-Edouard.....	26	26	.....	.....
Nouvelle-Ecosse.....	858	916	+ 78	+ 9.31
Nouveau-Brunswick.....	326	231	- 95	- 29.14
Québec.....	5,361	7,915	+ 2,554	+ 47.64
Ontario.....	16,927	19,564	+ 2,637	+ 15.58
Manitoba.....	3,920	3,992	72	+ 1.84
Saskatchewan.....	1,181	1,936	+ 755	+ 63.93
Alberta.....	1,662	2,181	+ 519	+ 31.22
Colombie-Britannique.....	1,461	1,638	+ 177	+ 12.11
Yukon.....	16	2	- 14	- 87.50
Canada.....	31,718	38,401	+ 6,683	+ 21.07

Tel que le démontre ce tableau, il y a eu une forte augmentation dans le nombre de condamnations pour contravention aux lois municipales durant l'année, due en grande partie aux délits contre les règlements de la voirie.

DOC. PARLEMENTAIRE No 10d

## VAGABONDAGE.

Provinces.	Nombre de condamnations.		Augmentation + Diminution -	
	1917.	1918.	numérique.	pour-cent.
Ile du Prince-Edouard.....	15	14	- 1	- 6.66
Nouvelle-Ecosse.....	170	197	+ 27	+ 15.88
Nouveau-Brunswick.....	181	111	- 70	- 38.67
Québec.....	4,125	5,338	+1,213	+ 29.41
Ontario.....	3,386	3,675	+ 289	+ 8.56
Manitoba.....	341	442	+ 101	+ 29.62
Saskatchewan.....	493	439	- 54	- 10.95
Alberta.....	509	511	+ 2	+ 0.39
Colombie-Britannique.....	891	466	- 425	- 47.70
Yukon.....	7	1	- 6	- 85.71
Canada.....	10,118	11,194	+1,076	+ 10.63

Le nombre de condamnations pour vagabondage, comprenant les cas d'exposition indécente, de langage insultant, profane et obscène, de fréquentation de maisons de désordre, et de conduite déréglée, a augmenté de 10,111 en 1917 à 11,194 en 1918, soit de 10.63 pour cent durant l'année.

## DÉLITS CONCERNANT LA VENTE DES BOISSONS.

Provinces.	Nombre de condamnations.		Augmentation + Diminution -	
	1917.	1918.	numérique.	pour-cent.
Ile du Prince-Edouard.....	36	42	+ 6	+ 11.11
Nouvelle-Ecosse.....	449	412	- 37	- 8.24
Nouveau-Brunswick.....	312	288	- 24	- 7.70
Québec.....	1,076	1,155	+ 79	+ 7.34
Ontario.....	2,927	3,410	+ 483	+ 16.50
Manitoba.....	289	230	- 59	- 20.42
Saskatchewan.....	774	422	- 352	- 45.49
Alberta.....	885	678	- 207	- 23.39
Colombie-Britannique.....	576	812	+ 236	+ 40.97
Yukon.....	15	23	+ 8	+ 53.33
Canada.....	7,339	7,472	+ 133	+ 1.81

On voit d'après ce tableau que le nombre des condamnations pour délits contre les lois concernant la vente de boissons a faiblement décréu durant l'année. Le pourcentage d'augmentation le plus élevé revient à la Colombie-Britannique et le Yukon, et celui de la plus forte diminution à la Saskatchewan et l'Alberta.

## VOIES DE FAIT ET PERTURBATION DE LA PAIX.

Provinces.	Nombre de condamnations.		Augmentation + Diminution —	
	1917.	1918.	numérique.	pour-cent.
Ile du Prince-Edouard.....	26	18	— 8	— 3·07
Nouvelle-Ecosse.....	467	492	+ 25	+ 5·35
Nouveau-Brunswick.....	95	101	+ 6	+ 6·31
Québec.....	1,582	1,548	— 34	— 2·15
Ontario.....	965	1,010	+ 45	+ 4·66
Manitoba.....	174	166	— 8	— 4·60
Saskatchewan.....	744	688	— 56	— 7·53
Alberta.....	543	491	— 52	— 9·58
Colombie-Britannique.....	137	98	— 39	— 28·47
Yukon.....	13	6	— 7	— 53·84
Canada.....	4,746	4,618	—128	— 2·70

Les détails de ce tableau indiquent de faibles changements durant l'année, dont le résultat est une diminution de 128 pour tout le Canada dans le nombre de condamnations pour voies de fait et perturbation de la paix. Les augmentations se trouvent dans la Nouvelle-Ecosse, le Nouveau-Brunswick et Ontario.

## INFRACTIONS AUX LOIS CONTRE LE JEU ET LES LOTERIES.

Provinces.	Nombre de condamnations.		Augmentation + Diminution —	
	1917.	1918.	numérique.	pour-cent.
Ile du Prince-Edouard.....				
Nouvelle-Ecosse.....	1	10	+ 9	+ 900·00
Nouveau-Brunswick.....	24	10	— 14	— 58·33
Québec.....	210	423	+ 213	+ 101·43
Ontario.....	1,076	1,675	+ 599	+ 55·67
Manitoba.....	192	213	+ 21	+ 10·94
Saskatchewan.....	77	60	— 17	— 22·08
Alberta.....	200	293	+ 93	+ 46·50
Colombie-Britannique.....	573	864	+ 291	+ 50·79
Yukon.....				
Canada.....	2,353	3,548	+1,195	+ 50·79

Le tableau qui précède indique une augmentation de plus de 50 pour cent dans le nombre de condamnations pour infractions aux lois contre le jeu et les loteries durant l'année; les deux seules provinces montrant de faibles diminutions sont le Nouveau-Brunswick et la Saskatchewan, tandis que l'Ile du Prince-Edouard et le Yukon ne comptent pas un seul cas durant les deux années.

Autres condamnations sommaires en 1918:—Pour infractions à la loi des restrictions concernant les aubains, il y a eu 2,832 condamnations ainsi distribuées par provinces: Ontario 1,466, Saskatchewan 792, Alberta 377, Colombie-Britannique 122, Manitoba 58, Nouvelle-Ecosse 15 et Nouveau-Brunswick 2; des 404 condamnations pour port d'armes illégal, Québec en comptait 131, Ontario 95, Manitoba et Saskatchewan 47 chacune, Alberta 35, Colombie-Britannique 22, Nouvelle-Ecosse 18, Nouveau-Brunswick 6 et l'Ile du Prince-Edouard 3; pour cruauté envers les animaux, Ontario 628 condamnations, Québec 99, Alberta 53, Saskatchewan 36, Nouvelle-Ecosse et Manitoba 9 chacune, Colombie-Britannique 7 et le Nouveau-Brunswick 3; pour infractions



## DOC. PARLEMENTAIRE No 10d

aux lois de pêche et de chasse, Ontario 189 condamnations, Québec 110, Alberta 84, Saskatchewan 60, Nouveau-Brunswick 45, Colombie-Britannique 37, Nouvelle-Ecosse 15 et Manitoba 10; pour incorrigibilité, Québec 203 condamnations, Manitoba 41, Ontario 35, et la Colombie-Britannique 25; pour dommage malicieux à la propriété, Ontario 339 condamnations, Québec 229, Nouvelle-Ecosse 96, Manitoba 83, Saskatchewan 63, Alberta 43, Colombie-Britannique 34, et Nouveau-Brunswick 5; pour infractions aux lois concernant les maîtres et serviteurs, Saskatchewan 305 condamnations, Alberta 238, Ontario 219, Manitoba 84, Québec 39 et Yukon 1; pour infractions aux lois de la milice, Ontario 1,894 condamnations, Colombie-Britannique 578, Saskatchewan 509, Alberta 383, Manitoba 252, Nouvelle-Ecosse 66, Québec 23, Nouveau-Brunswick 6 et Yukon 2; pour négligence de pourvoir aux besoins de la famille, Ontario 397 condamnations, Québec 254, Manitoba 82, Saskatchewan 72, Colombie-Britannique 51, Nouvelle-Ecosse et Alberta 14 chacune, Nouveau-Brunswick 5 et Yukon 1; pour infractions aux lois contre l'opium et autres drogues, Colombie-Britannique 402 condamnations, Québec 207, Ontario 159, Manitoba et Alberta 52 chacune, Saskatchewan 41 et Nouvelle-Ecosse 2; pour profanation du dimanche, Ontario 621 condamnations, Manitoba 110, Alberta 63, Québec 61, Colombie-Britannique 26, Saskatchewan 17 et Nouveau-Brunswick 5; pour infractions aux lois des chemins de fer, Ontario 321 condamnations, Québec 30, Saskatchewan 13, Alberta 3, Nouvelle-Ecosse 2 et Colombie-Britannique 1; pour délits contre le revenu de l'Etat, Ontario 149 condamnations, Québec 80, Colombie-Britannique 43, Alberta 31, Manitoba 29, Saskatchewan 26, Nouveau-Brunswick 14 et Nouvelle-Ecosse 1; pour menaces et langage injurieux, Québec 124 condamnations, Ontario 123, Manitoba 26, Nouvelle-Ecosse 22, Saskatchewan 13, l'Île du Prince-Edouard, le Nouveau-Brunswick et l'Alberta 8 chacune, la Colombie-Britannique 7 et Yukon 2; pour empiétement, Ontario 1,060 condamnations, Québec 226, Manitoba 61, Alberta 19, Saskatchewan 18, Nouveau-Brunswick 15, Nouvelle-Ecosse et Colombie-Britannique 9 chacune et Yukon 1.

En plus du nombre de délits punis par la loi, 415 condamnations ont été prononcées en 1918 contre des personnes déclarées atteintes d'aliénation mentale par les cours des différentes provinces, ainsi distribuées: Ontario 174, Saskatchewan 90, Québec et Alberta 48 chacune, Manitoba 44, Yukon 4, Colombie-Britannique et Nouvelle-Ecosse 3 chacune, et Nouveau-Brunswick 1.

Le tableau suivant donne le nombre de condamnations pour délits criminels et petits délits, ainsi que la totalité des condamnations pour les deux classes de délits en 1917 et 1918:—

Provinces.	1917.			1918.		
	Nombre de délits criminels.	Nombre de petits délits.	Totalité des condamnations.	Nombre de délits criminels.	Nombre de petits délits.	Totalité des condamnations.
Ile du Prince-Edouard . . .	33	323	356	37	209	246
Nouvelle-Ecosse . . . . .	582	4,700	5,282	717	4,794	5,511
Nouveau-Brunswick . . .	332	2,564	2,896	334	1,611	1,945
Québec . . . . .	3,376	22,560	25,936	3,747	25,374	29,121
Ontario . . . . .	6,924	42,655	49,579	8,313	46,448	54,761
Manitoba . . . . .	1,090	7,065	8,155	1,364	7,298	8,662
Saskatchewan . . . . .	1,065	6,007	7,072	1,099	6,536	7,635
Alberta . . . . .	901	5,726	6,627	889	6,744	7,633
Colombie-Britannique . . .	1,234	6,768	8,002	859	6,821	7,680
Yukon . . . . .	22	84	106	11	64	75
Canada . . . . .	15,559	98,452	114,011	17,370	105,899	123,269

D'après les chiffres de ce tableau, on voit que le nombre des condamnations pour délits criminels et petit délits a augmenté dans la Nouvelle-Ecosse, Québec, Manitoba, Saskatchewan et Alberta, tandis qu'il a diminué dans l'Ile du Prince-Edouard, le Nouveau-Brunswick, la Colombie-Britannique et le Yukon.

La proportion pour cent des délits criminels par rapport à la totalité des condamnations, en 1918, est ainsi représentée par provinces: Nouveau-Brunswick 17·17, Manitoba 15·65, Ontario 15·18, Ile du Prince-Edouard 15·06, Yukon 14·66, Saskatchewan 14·39, Québec 12·86, Nouvelle-Ecosse 12·01, Alberta 11·65 et la Colombie-Britannique 11·18, soit 14·09 pour cent pour tout le Canada.

Le tableau suivant donne le nombre de condamnations pour délits criminels et petits délits par districts judiciaires pour les différentes provinces en 1918.

NOMBRE DE CONDAMNATIONS PAR DISTRICTS JUDICIAIRES EN 1918.

Districts judiciaires par provinces.	Délits criminels.	Petits délits.	Totalité des condamnations.
<b>ILE DU PRINCE-EDOUARD—</b>			
Kings .....	2	15	17
Prince .....	44	44	44
Queens .....	35	150	185
Totaux de l'Ile du Prince-Edouard...	37	209	246
<b>NOUVELLE-ECOSSE—</b>			
Annapolis .....	3	4	7
Antigonish .....	1	11	12
Cap-Breton .....	165	1,843	2,008
Colchester .....	11	219	230
Cumberland .....	48	154	202
Digby .....	3	10	13
Guysborough .....	8	17	25
Halifax .....	346	1,673	2,019
Hants .....	11	19	30
Inverness .....	14	67	81
Kings .....	11	53	64
Lunenburg .....	11	42	53
Pictou .....	41	633	674
Queens .....	7	42	49
Richmond .....	1	7	8
Shelburne .....	1	3	4
Victoria .....	2	108	110
Yarmouth .....	44	64	108
Totaux de la Nouvelle-Ecosse.....	717	4,794	5,511
<b>NOUVEAU-BRUNSWICK—</b>			
Albert .....	1	50	51
Carleton .....	5	48	53
Charlotte .....	9	3	12
Gloucester .....	2	33	35
Kent .....	8	22	30
Kings .....	12	101	113
Madawaska .....	19	20	39
Northumberland .....	192	664	856
Queens .....	1	1	2
Restigouche .....	60	471	531
Saint-Jean .....	25	199	224
Sunbury .....	1	1	2
Victoria .....	1	1	2
Westmorland .....	1	1	2
York .....	1	1	2
Totaux du Nouveau-Brunswick .....	334	1,611	1,945

## DOC. PARLEMENTAIRE No 10d

NOMBRE DE CONdamnATIONS PAR DISTRICTS JUDICIAIRES EN 1918—*Suite.*

Districts judiciaires par provinces.	Délits criminels.	Petits délits.	Totalité des condamnations.
<b>QUÉBEC—</b>			
Arthabaska .....	8	54	62
Beauce .....	1	36	37
Beauharnois .....	8	84	92
Bedford .....	21	54	75
Chicoutimi .....	9	49	58
Gaspé .....	4	18	22
Iberville .....	26	41	67
Joliette .....	2	30	32
Kamouraska .....	2	47	49
Montcalm .....	6	14	20
Montmagny .....	11	20	31
Montréal .....	3,007	20,232	23,239
Ottawa .....	86	1,068	1,154
Pontiac .....	21	3	24
Québec .....	311	2,251	2,562
Richelieu .....	16	183	199
Rimouski .....	14	83	97
Roberval .....	..	22	22
Saguenay .....	1	8	9
Saint-François .....	113	869	982
Saint-Hyacinthe .....	33	33	66
Terrebonne .....	15	2	17
Trois-Rivières .....	32	173	205
Totaux de Québec .....	3,747	25,374	29,121
<b>ONTARIO—</b>			
Algoma .....	210	938	1,148
Brant .....	200	690	890
Bruce .....	41	201	242
Carleton .....	569	1,486	2,055
Dufferin .....	3	34	37
Elgin .....	112	291	403
Essex .....	230	1,625	1,852
Frontenac .....	45	190	235
Grey .....	39	302	341
Haldimand .....	22	56	80
Halton .....	37	1,451	1,488
Hastings .....	99	553	652
Huron .....	45	88	133
Kenora .....	70	139	209
Kent .....	123	567	690
Lambton .....	55	648	703
Lanark .....	42	190	232
Leeds et Grenville .....	54	195	249
Lennox et Addington .....	29	106	135
Lincoln .....	135	926	1,061
Manitoulin .....	17	23	40
Middlesex .....	206	1,564	1,770
Muskoka .....	39	110	149
Nipissing .....	63	536	599
Norfolk .....	34	189	223
Northumberland et Durham .....	61	165	226
Ontario .....	79	255	334
Oxford .....	87	452	539
Parry-Sound .....	142	405	547
Peel .....	33	767	800
Perth .....	123	292	415
Peterborough .....	86	480	566
Prescott et Russell .....	25	61	86
Prince-Edward .....	40	118	158
Rainy-River .....	12	140	152
Renfrew .....	73	210	283
Simcoe .....	150	518	668
Stormont, Dundas et Glengarry .....	31	81	112
Sudbury .....	156	1,082	1,238
Timiskaming .....	135	869	1,004

9 GEORGE V, A. 1919

NOMBRE DE CONDAMNATIONS PAR DISTRICTS JUDICIAIRES EN 1918—*Fin.*

Districts judiciaires par provinces.	Délits criminels.	Petits délits.	Totalité des condamnations
<b>ONTARIO—<i>Fin.</i></b>			
Thunder-Bay.....	295	1,609	1,904
Victoria.....	21	175	196
Waterloo.....	130	1,048	1,178
Welland.....	410	2,532	2,942
Wellington.....	75	416	491
Wentworth.....	631	2,530	3,161
York.....	2,999	19,146	22,145
<b>Totaux d'Ontario.....</b>	<b>8,313</b>	<b>46,448</b>	<b>54,761</b>
<b>MANITOBA—</b>			
Dauphin.....	35	159	194
Centre.....	81	211	292
Est.....	997	6,241	7,238
Nord.....	25	27	52
Sud.....	1	18	19
Ouest.....	225	642	867
<b>Totaux de Manitoba.....</b>	<b>1,364</b>	<b>7,298</b>	<b>8,662</b>
<b>SASKATCHEWAN —</b>			
Battleford.....	72	373	445
Cannington.....	9	84	93
Estevan.....	27	224	251
Humboldt.....	18	123	141
Kerr Robert.....	23	163	186
Kindersley.....	3	53	56
Melville.....	9	86	95
Moose Jaw.....	150	703	853
Moosomin.....	17	173	190
Prince Albert.....	110	456	566
Regina.....	269	1,386	1,655
Saskatoon.....	171	1,008	1,179
Scott.....	10	208	218
Swift Current.....	75	532	607
Weyburn.....	66	330	396
Wynyard.....	10	116	126
Yorkton.....	60	518	578
<b>Totaux de Saskatchewan.....</b>	<b>1,099</b>	<b>6,536</b>	<b>7,635</b>
<b>ALBERTA—</b>			
Arthabaska.....	27	409	436
Bassano.....	4	42	46
Calgary.....	297	2,675	2,972
Edmonton.....	270	1,368	1,638
Lethbridge.....	88	687	775
Macleod.....	47	424	471
Medicine Hat.....	46	441	487
Red Deer.....	30	146	176
Stettler.....	33	58	91
Taber.....	11	276	287
Wetaskiwin.....	36	218	254
<b>Totaux d'Alberta.....</b>	<b>889</b>	<b>6,744</b>	<b>7,633</b>
<b>COLOMBIE-BRITANNIQUE—</b>			
Atlin.....	29	319	348
Cariboo.....	13	177	190
Kootenay.....	141	370	511
Nanaimo.....	11	226	237
Vancouver.....	458	4,137	4,595
Victoria.....	118	907	1,025
Westminster.....	43	317	360
Yale.....	46	368	414
<b>Totaux de la Colombie-Britannique..</b>	<b>859</b>	<b>6,821</b>	<b>7,680</b>
<b>YUKON.....</b>	<b>11</b>	<b>64</b>	<b>25</b>
<b>TOTAUX DU CANADA.....</b>	<b>17,370</b>	<b>105,899</b>	<b>123,269</b>



DOC. PARLEMENTAIRE No 10d

## PARDONS ET COMMUTATIONS.

Il y a eu 1,156 prisonniers en faveur desquels la prérogative du pardon a été exercée au Canada durant l'année 1918, dont 1,080 hommes et 68 femmes. Des 562 détenus libérés des pénitenciers du Dominion, 173 étaient à St-Vincent de Paul, Québec; 158 à Kingston, Ontario; 78 à Dorchester, N.-B., pour les trois provinces de la Nouvelle-Ecosse, du Nouveau-Brunswick et de l'Île du Prince-Edouard; 55 à New-Westminster, Colombie-Britannique; 48 à Edmonton, Alberta; 28 à Stony-Mountain, Manitoba, et 22 à Prince-Albert, Saskatchewan. Des 594 prisonniers libérés des prisons et des maisons de réforme des différentes provinces du Canada, 246 appartenaient à Ontario, 99 à la Saskatchewan, 76 à Québec, 45 au Manitoba, 38 à l'Alberta, 36 à la Colombie-Britannique, 31 à la Nouvelle-Ecosse, 3 au Nouveau-Brunswick et 3 au Yukon, et 17 n'avaient pas été emprisonnés. 5 étaient détenus pour meurtre, 7 pour tentative de meurtre, 20 pour homicide non prémédité, 21 pour séduction, commerce charnel et inceste, 15 pour bigamie, 10 pour viol et autres attentats à la pudeur, 70 pour voies de fait de toutes natures, 68 pour tous autres outrages contre la personne, 204 pour vol avec effraction et bris de maisons, 43 pour fraude et faux prétextes, 383 pour larcin et recel, 35 pour vol de chevaux et bestiaux, 17 pour incendie et autres dommages à la propriété, 49 pour faux et autres délits contre la monnaie, 39 pour désertion du service militaire, 30 pour évasion de prison, 36 pour ivresse, 16 pour avoir tenu des maisons de désordre et 89 pour divers autres délits. Quant au temps de détention, 112 avaient purgé moins d'un quart de leur temps, 316 un quart et moins d'une moitié, 460 une moitié et moins des trois-quarts et 258 au-dessus des trois-quarts de leur temps. Quant aux conditions du pardon, 439 ont été libérés sur parole seulement, 168 devant s'abstenir de boissons enivrantes et accepter l'emploi offert, 73 la déportation, 329 devant reprendre le service militaire, 38 devant s'en retourner dans leur famille, 23 placés dans diverses institutions, 17 envoyés à l'hôpital pour traitement médical, 15 ayant eu leur amende remise, 9 devant quitter les lieux, 12 libérés sans condition et 30 sous diverses conditions.

Il y a eu dix sentences de mort commuées en emprisonnement à vie au Canada durant l'année 1918, réparties ainsi par provinces: trois chacune dans Ontario et Manitoba, et une chacune dans Québec, Saskatchewan, Alberta et Colombie-Britannique.

La statistique pénitentiaire montrant le nombre de détenus dans les pénitenciers du Dominion, ainsi que dans les prisons et maisons de réforme provinciales, est donnée pour la première fois dans le présent rapport. Les chiffres ont été fournis, pour les pénitenciers et les maisons de réforme, par les préfets ou officiers en charge de ces institutions, et pour les prisons, par les shérifs des différentes provinces.

Les renseignements obtenus donnent, pour les années 1917 et 1918, le nombre de prisonniers détenus au commencement de chaque année, le nombre admis et le nombre relâché durant l'année, puis le nombre détenu à la fin de l'année, tel que le montrent les tableaux suivants:

## PÉNITENCIERS.

Provinces.	Détenus au commence- ment de l'année.	Admis durant l'année.	Relâchés durant l'année.	Détenus à la fin de l'année.
Nouveau-Brunswick, Nouvelle-Ecosse et Ile du Prince-Edouard	1917 211 1918 175	74 155	106 108	179 226
Québec	1917 423 1918 399	162 190	191 209	394 380
Ontario	1917 520 1918 431	189 327	278 243	431 515
Manitoba	1917 92 1918 98	63 108	57 57	98 149
Saskatchewan	1917 99 1918 89	34 62	49 48	84 103
Alberta	1917 170 1918 134	46 58	82 76	134 116
Colombie-Britannique	1917 259 1918 175	52 63	136 84	175 154
Totaux du Canada	1917 1,774 1918 1,505	620 963	899 825	1,495 1,643

## MAISONS DE RÉFORME POUR GARÇONS.

Provinces.	Détenus au commence- ment de l'année.	Admis durant l'année.	Relâchés durant l'année.	Détenus à la fin de l'année.
Nouvelle-Ecosse	1917 144 1918 167	114 107	91 96	167 178
Nouveau-Brunswick	1917 32 1918 32	29 18	29 20	32 30
Québec	1917 503 1918 499	533 550	538 533	498 516
Ontario	1917 325 1918 293	840 885	872 893	293 285
Manitoba	1917 78 1918 65	44 57	56 48	66 75
Saskatchewan	1917 37 1918 33	55 60	59 69	33 24
Colombie-Britannique	1917 79 1918 99	58 44	38 56	99 87
Totaux du Canada	1917 1,198 1918 1,189	1,673 1,721	1,683 1,715	1,188 1,195

DOC. PARLEMENTAIRE No 10d

## MAISONS DE RÉFORME POUR FILLES.

Provinces.		Détenues au commence- ment de l'année.	Admises durant l'année.	Relâchées durant l'année.	Détenues à la fin de l'année.
Nouvelle-Ecosse.....	{ 1917	38	18	18	38
	{ 1918	38	35	17	56
Nouveau-Brunswick.....	{ 1917	9	24	24	9
	{ 1918	11	7	13	5
Québec.....	{ 1917	111	50	31	130
	{ 1918	130	60	55	135
Ontario.....	{ 1917	95	109	111	93
	{ 1918	91	134	143	82
Colombie-Britannique....	{ 1917	23	26	10	39
	{ 1918	39	21	27	33
Totaux du Canada.....	{ 1917	276	227	194	809
	{ 1918	309	257	255	311

## PRISONS.

Provinces.		Détenus au commence- ment de l'année.	Admis durant l'année.	Relâchés durant l'année.	Détenus à la fin de l'année.
Ile du Prince-Edouard .....	{ 1917	5	105	104	6
	{ 1918	6	70	67	9
Nouvelle-Ecosse.....	{ 1917	84	1,258	1,279	63
	{ 1918	65	1,627	1,605	87
Nouveau-Brunswick .....	{ 1917	57	1,220	1,231	46
	{ 1918	45	986	983	48
Québec.....	{ 1917	520	2,218	7,191	547
	{ 1918	546	7,484	7,503	522
Ontario.....	{ 1917	664	13,962	13,936	690
	{ 1918	717	14,766	14,723	760
Manitoba.....	{ 1917	156	917	961	112
	{ 1918	112	1,034	1,103	93
Saskatchewan.....	{ 1917	152	1,615	1,540	227
	{ 1918	227	1,636	1,681	182
Alberta.....	{ 1917	110	692	650	152
	{ 1918	152	864	793	223
Colombie-Britannique .....	{ 1917	115	522	508	129
	{ 1918	129	910	915	124
Yukon.....	{ 1917	4	57	56	5
	{ 1918	5	58	59	4
Totaux du Canada.....	{ 1917	1,867	27,566	27,456	1,977
	{ 1918	2,004	29,485	29,437	2,052

Les tableaux XIII, XIV et XV donnent le nombre et la proportion des personnes condamnées pour délits criminels et petits délits, depuis 1876 (première année où cette statistique a été recueillie) jusqu'à la présente année. Les délits criminels ont été groupés sans tenir compte de la cour où la cause a été entendue: par exemple, les chiffres sous le premier en-tête, «Outrages contre la personne», comprennent tous les cas de voies de fait, qu'ils aient été expédiés sommairement par un juge de paix, ou jugés devant une plus haute cour; et ainsi pour les cas de menace et de langage injurieux ou tout autre délit contre la personne. De même les colonnes deux et trois, ayant rapport aux «délits contre la propriété», contiennent les chiffres pris dans les délits criminels et les petits délits, tandis que la quatrième colonne, «Autres délits», se rapporte aux délits criminels seulement.

Quant aux petits délits, ils ne comprennent que les cas qui ont été expédiés par les juges de paix en vertu de la loi concernant les procédures sommaires, excepté cependant les cas ayant rapport aux maisons de désordre tirés des deux divisions.

Les chiffres indiquent une augmentation presque constante quant au nombre et à la proportion des condamnations jusqu'à 1914, première année de la guerre, alors que s'accuse un brusque décroissement qui se continue jusqu'à 1918, où de nouveau se retrouve un faible accroissement.

Les tableaux indiquent une augmentation générale dans les délits contre la propriété et les petits délits, plutôt que dans les outrages contre la personne qui, avec une fluctuation continue, indiquent peu de changement; cependant l'année 1914 avec une proportion de 157 par cent mille de population fournit le chiffre le plus élevé, comparativement à 82, le chiffre le plus bas rapporté, trois ans après.



---

## TABLE I

INDICTABLE OFFENCES BY JUDICIAL DISTRICTS

---

## TABLEAU I

DÉLITS JUSTICIABLES D'UN JURY PAR DISTRICTS JUDICIAIRES

---

Table I.

## Offences against the person.

Classe I.

Judicial Districts in which offence was com- mitted. — Districts judi- ciaires où l'offense a été commise.	Number of Charges — Nombre d'accu- sations.	Ac- quit- ted. — Ac- quit- tés.		De- tained for Lu- nacy. — Dé- tenus pour cause de folie.	Convictions. — Condemnations.			Sentence.		
					Total.			Committed to Jail. — Emprisonnés.		
								With the option of a fine. — Sur option entre la pri- son ou l'a- m'nde	No Option. — Sans option.	
									Un- der one year. — Moins d'un an.	One year and over. — Un an et plus.
		M.	F.			Con- victed 1st. — Con- dam- nés une fois.	Con- victed 2nd. — Con- dam- nés deux fois.	Reite- rated. — Plus de 2 rédi- ves.		

## Murder.

Cape Breton, N.S.	1	2	1	2	2						
Pictou, N.S.	1	1									
Restigouche, N.B.	1	1									
Bedford, Que.	1	5	m2	1	1						
Montreal, Que.	8	1	1	1	1			1			
Pontiac, Que.	3	1		1	1						
Richelieu, Que.	1			1	1						
Terrebonne, Qua.	1		1								
Brant, Ont.	1			1	1						
Hastings, Ont.	1	1									
Lambton, Ont.	1			1	1						
Lanark, Ont.	1		f 1								
Parry Sound, Ont.	1			1	1						
Waterloo, Ont.	1		m1								
York, Ont.	7	6	m1								
Dauphin, Man.	1			1	1						
Manitoba, Central.	1			1	1						
Manitoba, Eastern.	5	2		3	3						
Moose Jaw, Sask.	1		f 1								
Moosomin, Sask.	1			1	1						
Saskatoon, Sask.	1			1	1						
Swift Current, Sask.	1	1									
Weyburn, Sask.	1			1	1						
Calgary, Alta.	1		1								
Edmonton, Alta.	1		m1								
Medicine Hat, Alta.	1			1	1						
Kootenay, B.C.	1			1	1						
Vancouver, B.C.	2	2									
Totals of Canada.	49	20	3	7	19	17	1	1			

## Murder, attempt to commit

Cape Breton, N.S.	1	1									
King's, N.S.	1		1								
Chicoutimi, Que.	1			1	1						
Montreal, Que.	4	1	m2	1				1			
Quebec, Que.	1	1									
Terrebonne, Que.	1			1	1						
Sudbury, Ont.	1			1	1						



9 GEORGE V, A. 1919

Table 1.

## Offences against the person.

Class I.

Judicial District in which offence was com- mitted. — Districts judi- ciaires où l'offence a été commise.	Number of Charges  — Nombre d'accu- sations.	Ac- quit- ted.  — Ac- quit- tés.	De- tained for Lu- nacy.  — Dé- tenus pour cause de folie.	Convictione. — Condamnations.				Sentence.		
								Committed to Jail. — Emprisonnés.		
				Total.	Con- victed 1st.	Con- victed 2nd.	Reite- rated.	With the option of a fine — Sur option entre la pri- son ou l'a- m'nde	No Option — Sans option.	one year and over — Un an et plus.
					— Con- dam- nés une fois	— Con- dam- nés deux fois.	— Plus de 2 réci- di- ves.	— Un- her one year — Moins d'un au.		
		M	F							

Murder, attempt to commit—*Concluded.*

Humboldt, Sask. ....	1	1	..	..	..	..	..	..	..	..	..
Moosomin, Sask. ....	2	2	..	..	..	..	..	..	..	..	..
Swift Current, Sask. ....	1	..	..	..	1	1	..	..	..	..	..
Calgary, Alta. ....	1	..	..	..	1	..	1	..	..	1	..
Lethbridge, Alta. ....	1	..	..	..	1	1	..	..	..	..	..
Red Deer, Alta. ....	1	1	..	..	..	..	..	..	..	..	..
Vancouver, B.C. ....	1	1	..	..	..	..	..	..	..	..	..
Yale, B.C. ....	2	2	..	..	..	..	..	..	..	..	..
Totals of Canada. ....	20	10	1	2	7	5	1	1	..	1	..

## Manslaughter.

Halifax, N.S. ....	4	4	..	..	..	..	..	..	..	..	..
Montreal, Que. ....	7	3	..	..	4	3	1	..	..	1	..
Quebec, Que. ....	1	..	..	..	1	1	..	..	..	1	..
Algoma, Ont. ....	1	1	..	..	..	..	..	..	..	..	..
Carleton, Ont. ....	1	1	..	..	..	..	..	..	..	..	1
Essex, Ont. ....	1	..	..	..	1	1	..	..	..	..	..
Huron, Ont. ....	1	..	..	..	1	1	..	..	..	..	..
Kent, Ont. ....	2	..	..	..	2	1	1	..	..	..	..
Thunder Bay, Ont. ....	1	..	..	..	1	1	..	..	..	..	..
Welland, Ont. ....	1	..	..	..	1	1	..	..	..	..	..
Wentworth, Ont. ....	5	5	..	..	..	..	..	..	..	..	..
York, Ont. ....	7	2	..	..	5	5	..	..	..	..	1
Totals of Ontario. ....	20	9	..	..	11	10	1	..	..	..	2
Manitoba, Eastern ....	1	1	..	..	..	..	..	..	..	..	..
Manitoba, Central. ....	4	1	..	..	3	3	..	..	..	..	..
Manitoba, Southern. ....	1	1	..	..	..	..	..	..	..	..	..
Battleford, Sask. ....	1	1	..	..	..	..	..	..	..	..	..
Prince Albert, Sask. ....	1	1	..	..	..	..	..	..	..	..	..
Regina, Sask. ....	1	1	..	..	..	..	..	..	..	..	..
Saskatoon, Sask. ....	1	1	..	..	..	..	..	..	..	..	..
Swift Current, Sask. ....	1	1	..	..	..	..	..	..	..	..	..
Calgary, Alta. ....	1	1	..	..	..	..	..	..	..	..	..
Medicine Hat, Alta. ....	1	..	..	..	1	1	..	..	..	..	..
Atlin, B.C. ....	2	2	..	..	..	..	..	..	..	..	..
Vancouver, B.C. ....	1	1	..	..	..	..	..	..	..	..	..
Yale, B.C. ....	1	..	..	..	1	1	..	..	..	..	..
Totals of Canada. ....	49	28	..	..	21	19	2	..	..	2	2

a Jury disagreed—Le jury ne s'est pas accordé.



## SESSIONAL PAPER No. 10d

Tableau 1.													Outrage, contre la personne.													Classe 1.		
Sentence.													Ages & Sexes.													Civil Condition — État civil.		
Penitentiary. — Pénitencier.			D'th.  De mort.	Com- mit- ted to Refor- ma- to- ries.  En- voyés à la prison de Réfor- me.	Other Senten- ces.  Autres senten- ces.	Under 16 years.	16 years and under 21.	21 years and under 40.	40 years and over.	Not given.	Single  —  Céli- ba- taires.	Mar- ried.  —  Mari- és.	Wi- dowed  —  En veu- age.															
Two years and un- der five.	Five years and over.	Life.				Moins de 16 ans.	16 ans et moins de 21.	21 ans et moins de 40.	40 ans et plus.	Non- donné.																		
— Deux ans et m'ns de cinq.	— Cinq ans et plus.	— A vie.				M. F.	M. F.	M. F.	M. F.	M. F.																		
						H. F.	H. F.	H. F.	H. F.	H. F.																		

## Meurtre, tentative de—Fin.

.....	.....	.....	.....	.....	.....	.....	.....	.....	.....	.....	.....	.....	.....
.....	.....	.....	.....	.....	.....	.....	.....	.....	.....	.....	.....	.....	.....
.....	.....	.....	.....	.....	1	.....	.....	.....	.....	.....	1	.....	.....
.....	1	.....	.....	.....	.....	.....	.....	1	.....	.....	.....	1	.....
.....	.....	.....	.....	.....	.....	.....	.....	.....	.....	.....	.....	.....	.....
.....	.....	.....	.....	.....	.....	.....	.....	.....	.....	.....	.....	.....	.....
.....	.....	.....	.....	.....	.....	.....	.....	.....	.....	.....	.....	.....	.....
2	2	1	.....	.....	1	.....	.....	5	.....	.....	5	2	.....

## Homicide non prémédité.

.....	.....	.....	.....	.....	.....	.....	.....	.....	.....	.....	.....	.....	.....
.....	2	1	.....	.....	.....	.....	.....	4	.....	.....	2	1	1
.....	.....	.....	.....	.....	.....	.....	.....	.....	1	.....	.....	1	.....
.....	.....	.....	.....	.....	.....	.....	.....	.....	1	.....	.....	1	.....
.....	1	.....	.....	.....	.....	.....	.....	1	.....	.....	.....	1	.....
.....	1	2	.....	.....	.....	.....	.....	1	1	.....	.....	1	.....
.....	1	.....	.....	.....	.....	.....	.....	1	.....	.....	.....	1	.....
1	2	.....	.....	.....	1	.....	1	2	1	1	.....	1	4
1	5	2	.....	.....	1	.....	1	5	1	4	.....	1	8
.....	.....	.....	.....	1	2	1	.....	1	.....	1	.....	2	1
.....	.....	.....	.....	.....	.....	.....	.....	.....	.....	.....	.....	.....	.....
.....	.....	.....	.....	.....	.....	.....	.....	.....	.....	.....	.....	.....	.....
.....	.....	.....	.....	.....	.....	.....	.....	.....	.....	.....	.....	.....	.....
.....	.....	.....	.....	.....	.....	.....	.....	.....	.....	.....	.....	.....	.....
.....	1	.....	.....	.....	.....	.....	.....	1	.....	.....	.....	1	.....
.....	.....	.....	.....	.....	.....	.....	.....	.....	.....	.....	.....	.....	.....
.....	1	.....	.....	.....	2	.....	.....	1	.....	.....	.....	1	.....
1	9	3	.....	1	3	1	1	12	1	6	.....	7	11

Table 1.

## Offences against the person.

Class I.

Judicial Districts in which offence was com- mitted. — Districts judi- ciaires où l'offense a été commise.	Number of Charges — Nombre d'accu- sations.	Ac- quit- ted. — Ac- quit- tés.	De- tained for Lu- nacy. — Dé- tenus pour cause de folie.	Convictions. — Condemnations.				Sentence.		
								Committed to Jail — Emprisonnés.		
				Total.	Con- victed 1st.	Con- victed 2nd.	Reite- rated.	With the option of a fine.	No Option. — Sans option.	
					— Con- dam- nés une fois.	— Con- dam- nés deux fois.	— Plus de 2 rédi- ves.	— Sur option entre la pri- son ou l'a- m'nde	Un- der one year. — Moins d'un an.	One year and over. — Un an et plus.
		M.	F.							

## Concealing birth of infants.

Cape Breton, N.S. ....	1				1	1			
Carleton, Ont. ....	1		1						
Northumberland & Durham, O. ....	2	1			1	1			
Peterborough, Ont. ....	1		1						
Temiskaming, Ont. ....	1				1	1			
Wentworth, Ont. ....	3	1	2						
York, Ont. ....	2				2	2			1
Totals of Ontario. ....	10	2	4		4	4			1
Manitoba, Eastern ....	1				1	1			
Calgary, Alta. ....	1				1		1		
Edmonton, Alta. ....	2				2	2			2
Vancouver B.C. ....	2	1			1	1			
Totals of Canada. ....	17	3	4		10	9	1		3

## Abortion and attempt to procure abortion.

Montreal, Que. ....	3	2	1						
Carleton, Ont. ....	1	1							
Stormont, Dundas & Glengarry, O. ....	1				1		1		
York, Ont. ....	3	1			2	2			1
Manitoba, Eastern. ....	2				2	2			
Moose Jaw, Sask. ....	1	1							
Saskatoon, Sask. ....	4		2		2	2			1
Edmonton, Alta. ....	1				1	1			1
McLeod, Alta. ....	1				1	1			
Vancouver, B.C. ....	1				1	1			1
Totals of Canada. ....	18	5	3		10	9	1		4

## Rape.

Cape Breton, N.S. ....	1	1							
Pictou, N.S. ....	3	2			1	1			
Northumberland, N.B. ....	1	1							
Montreal, Que. ....	2	1			1	1			



Table I.

## Offences against the person.

Class I.

Judicial District in which offence was com- mitted. — Districts judi- ciaires où l'offense a été commise.	Number of Charges — Nombre d'accu- sations.	Ac- quit- ted. — Ac- quit- tés.		De- tained for Lu- nacy. — Dé- tenus pour cause de folie.	Convictions. — Condamnations.				Sentence.		
					Total.				Committed to Jail.		
									Emprisonnés.		
									With the option of a fine. — Sur option entre la pri- son ou l'a- m'nde	No Option. — Sans option.	
— —<											

## Rape—Concluded.

Carleton, Ont. ....	3	3									
Essex, Ont. ....	1	1			1			1			
Hastings, Ont. ....	1	1									
Lanark, Ont. ....	1	1									
Middlesex, Ont. ....	1	1									
Muskoka, Ont. ....	1	1									
Perth, Ont. ....	2	1			1	1					
Wentworth, Ont. ....	2	2									
Totals of Ontario .....	12	10			2	1		1			
Manitoba, Eastern .....	4	3			1	1					
Kindersley, Sask. ....	1	1									
Prince Albert, Sask. ....	2	2									
Calgary, Alta. ....	2	2									
Edmonton, Alta. ....	2	1			1	1					1
Medicine Hat, Alta. ....	1	1									
Wetaskiwin, Alta. ....	1				1	1					
Kootenay, B.C. ....	1	1									
Vancouver, B.C. ....	1				1	1					
Victoria, B.C. ....	1				1	1					
Yale, B.C. ....	1	1									
Totals of Canada .....	36	27			9	8		1			1

## Rape, attempt to commit

Halifax, N.S. ....	1	1									
Algoma, Ont. ....	1	1									
Essex, Ont. ....	2				2	2					
Haldimand, Ont. ....	1	1									
Kent, Ont. ....	1				1	1				1	
Wentworth, Ont. ....	1				1	1					
Manitoba, Eastern .....	2	1			1	1					1
Melville, Sask. ....	1	1									
Moose Jaw, Sask. ....	1	1									
Swift Current, Sask. ....	1				1	1				1	
Macleod, Alta. ....	1				1	1				1	
Yale, B.C. ....	1	1									
Totals of Canada .....	14	7			7	7				3	1



## SESSIONAL PAPER No. 10d

Tableau 1.

Outrages contre la personne.

Classe 1.

Sentence.						Ages & Sexes.										Civil Condition. — État civil.		
Penitentiary. — Pénitencier.			D'th.  De mort	Com- mit- ted to Refor- ma- to- ries  En- voyés à la prison de Réfor- me	Other Senten- ces.  Autres senten- ces.	Under 16 years.	16 years and under 21.	21 years and under 40.	40 years and over.	Not given.	Single  —  Céli- ba- taires	Mar- ried.  —  Mari- és.	Wi- dowed  —  En veu- age.					
Two years and under five.	Five years and over.	Life.				Moins de 16 ans.	16 ans et moins de 21.	21 ans et moins de 40.	40 ans et plus.	Non- donné.								
Deux ans et m'ns de cinq.	Cinq ans et plus.	A vie				M.	F.	M.	F.	M.				F.	M.	F.		
						—	—	—	—	—				—	—	—	—	

Viol—Fin.

1								1				1	
					1		1					1	
					1		1					2	
1								1				1	
								1				1	
1								1				1	
								1				1	
1										1		1	
2	5				1		1	7		1		5	3

Viol, tentative de

2							2					2	
								1				1	
1										1		1	
									1			1	
									1				
2	1						2	2	2	1		5	

Table 1.

Offences against the person.

Class I.

Judicial Districts. in which offence was com- mitted. — Districts judi- ciaires où l'offense a été commise.	Number of Charges — Nombre d'accu- sations.	Ac- quit- ted. — Ac- quit- tés.	De- tained for Lu- nacy. — De- tenus pour cause de folie.	Convictions. — Condemnnations.				Sentence.		
								Committed to Jail.		
								Emprisonnés.		
				Total.	Con- victed 1st.	Con- victed 2nd.	Reite- rated.	With the option of a fine. — Sur option entre la pri- son ou l'a- me'de	No Option.	
Con- dam- nés une fois.	Con- dam- nés deux fois.	Plus de 2 rédi- ves.	Sans option.		Un- der one year. — Moins d'un an.	One year and over. — Un an et plus				
		M.	F.							
Carnal knowledge of girl of tender years.										
Cape Breton, N.S.	1	1								
Madawaska, N.B.	1			1	1				1	
St. John, N.B.	1			1		1				
Montreal, Que.	1			1	1					1
Terrebonne, Que.	1			1	1					1
Dufferin, Ont.	1			1	1					1
Essex, Ont.	1	1								
Huron, Ont.	3			3	2	1		1	2	
Kenora, Ont.	1	1								
Kent, Ont.	2			2	2					
Lanark, Ont.	1	1								
Muskoka, Ont.	1	1								
Oxford, Ont.	1	1								
Renfrew, Ont.	1			1	1				1	
Simcoe, Ont.	2	2								
Sudbury, Ont.	11	2		9	3	1	5			
Temiskaming, Ont.	2			2	2					
Thunder Bay, Ont.	2			2	2					
Victoria, Ont.	1			1	1					
Waterloo, Ont.	1	1		1	1					
Welland, Ont.	4	2		2	2				1	1
York, Ont.	15	2		13	11	1	1		2	4
Totals of Ontario	50	13		37	28	3	6	1	6	6
Manitoba, Eastern	3			3	3				1	1
Manitoba, Southern	1	1								
Manitoba, Western	2	1		1	1					1
Battleford, Sask.	6	3		3	3					
Moose Jaw, Sask.	2			2	2					1
Prince Albert, Sask.	6	2		4	4				3	1
Regina, Sask.	2	2								
Saskatoon, Sask.	1			1	1					
Swift Current, Sask.	2			2	2					1
Weyburn, Sask.	2			2	2					1
Yorkton, Sask.	4	1		3	3					
Totals of Saskatchewan	25	8		17	17				3	4
Athabaska, Alta.	1	1								
Calgary, Alta.	1			1	1					
Edmonton, Alta.	6	1		5	4	1			2	2
Medicine Hat, Alta.	1	1		1	1				1	
Red Deer, Alta.	1	1								
Wetaskiwin, Alta.	1	1								
Totals of Alberta	12	5		7	6	1			3	2

<sup>a</sup> One to receive 20 lashes—Un à recevoir 20 coups de fouet.  
recevoir 6 coups de fouet.

<sup>b</sup> One to receive 6 lashes—Un à

## SESSIONAL PAPER No. 10d

Tableau 1.

Outrages contre la personne.

Classe 1.

Sentence.						Ages & Sexes.										Civil Condition.		
Penitentiary. — Pénitencier.			D'th.  De mort.	Com- mit- ted to Refor- ma- to- ries.  En- voyés à la prison de Réfor- me.	Other Sen- tences.  Autres sen- tences.	Under 16 years.	16 years and under 21.	21 years and under 40.	40 years and over.	Not given.	Sing le		Mar- ried.		Wi- dowed			
Two year and under five.  Deux ans et m'ns de cinq.	Five years and over.  Cinq ans et plus.	Life.  —  A vie				Moins de 16 ans.	16 ans et moins de 21.	21 ans et moins de 40.	40 ans et plus.	Non- donné.								
						M.	F.	M.	F.	M.							F.	M.
						—	—	—	—	—	—	—	—					
						H.	F.	H.	F.	H.	F.	Céli- ba- taires.	Mari- és.	En- veu- vage.				

## Commerce charnel avec une fille en bas âge.

...	...	...	...	...	...	...	...	...	...	...	...	...	...	...	...	...	...	...
...	1	...	...	...	...	...	1	...	1	...	...	...	1	...	...	...	...	...
...	...	...	...	...	...	...	1	...	1	...	...	...	1	...	...	...	...	...
...	...	...	...	...	...	1	...	...	...	...	...	...	1	...	...	...	...	...
...	...	...	...	...	...	...	2	1	...	...	...	...	3	...	...	...	...	...
...	...	...	...	...	2	2	...	...	...	...	...	...	2	...	...	...	...	...
...	...	...	...	...	...	...	...	...	...	1	...	...	...	...	...	...	...	...
7	1	...	...	...	1	...	...	2	7	...	...	...	2	7	...	...	...	...
i	...	...	...	...	1	...	...	2	...	...	...	...	1	1	...	...	...	...
a	...	...	...	...	...	...	...	1	...	...	...	...	1	1	...	...	...	...
2	...	...	...	...	1	...	...	1	...	...	...	...	1	1	...	...	...	...
1	...	...	...	...	...	...	...	1	...	1	...	...	1	1	...	...	...	...
2	...	...	...	1	4	4	2	2	3	2	...	...	7	4	...	...	...	...
13	1	...	...	1	9	7	4	11	11	4	...	...	20	13	...	...	...	...
...	...	...	...	...	1	1	...	1	1	...	...	...	2	1	...	...	...	...
...	...	...	...	...	...	...	...	...	1	...	...	...	1	...	...	...	...	...
3	...	...	...	...	...	...	1	...	2	...	...	...	1	1	1	...	...	...
b	...	...	...	...	...	...	...	1	1	...	...	...	1	1	2	...	...	...
...	...	...	...	...	...	...	...	3	1	...	...	...	2	...	...	...	...	...
b	...	...	...	...	...	...	...	1	1	...	...	...	1	1	...	...	...	...
...	...	...	...	...	1	...	...	1	1	...	...	...	1	1	...	...	...	...
c	1	...	...	...	...	...	1	1	...	...	...	...	2	...	...	...	...	...
1	2	...	...	...	...	...	...	3	...	...	...	...	...	2	...	...	...	...
6	3	...	...	...	1	...	2	9	6	...	...	...	7	8	1	...	...	...
...	...	...	...	...	...	...	...	...	...	...	...	...	...	...	...	...	...	...
...	1	...	...	...	...	...	...	1	...	...	...	...	1	...	...	...	...	...
...	1	...	...	...	...	...	...	4	1	...	...	...	4	1	...	...	...	...
...	...	...	...	...	...	...	...	1	...	...	...	...	1	...	...	...	...	...
...	...	...	...	...	...	...	...	...	...	...	...	...	...	...	...	...	...	...
...	...	...	...	...	...	...	...	...	...	...	...	...	...	...	...	...	...	...
...	2	...	...	...	...	...	...	6	1	...	...	...	6	1	...	...	...	...

a, And 20 lashes each—Et 20 coups de fouet.  
c, And a whipping—Et à être fouetté.

b, And 10 lashes—Et 10 coups de fouet.

Table I	Offences against the person.							Class I.		
Judicial District in which offence was com- mitted.  —  Districts judi- ciaires où l'offense a été commise.	Number of Charges  —  Nombre d'accu- sations.	Ac- quit- ted.  —  Ac- quit- tés.	De- tained for Lu- nacy.  —  Dé- tenus pour cause de folie.	Convictions. — Condemnations.				Sentence.		
								Committed to Jail. — Emprisonnés.		
				Total.	Con- victed 1st.	Con- victed 2nd.	Reite- rated.	With the option of a fine. — Sur option entre la pri- son ou l'a- m'nde	No Option. — Sans option.	
					Con- dan- nés une fois.	Con- dan- nés deux fois.	Plus de 2 rédi- ves.		Un- der one year. — Moins d'un an.	One year and over. — Un an et plus.
		M.	F.							

Carnal knowledge of girl of tender years—*Concluded.*

Vancouver, B.C. ....	3	...	...	3	3	...	...	...	...	...
Westminster, B.C. ....	1	...	...	1	1	...	...	...	...	...
Yale, B.C. ....	1	1	...	...	...	...	...	...	...	...
Totals of Canada .....	103	30	...	73	62	5	6	1	14	16

## Carnal knowledge of an imbecile.

Lincoln, Ont. ....	1	1	...	...	...	...	...	...	...	...
--------------------	---	---	-----	-----	-----	-----	-----	-----	-----	-----

## Bigamy.

Halifax, N.S. ....	4	...	...	4	2	1	1	...	3	...
Kings, N.S. ....	2	...	...	2	2	...	...	...	...	...
Montreal, Que. ....	2	1	...	1	1	...	...	...	1	...
Bruce, Ont. ....	1	...	...	1	1	...	...	...	1	...
Carleton, Ont. ....	1	...	...	1	1	...	...	...	1	...
Elgin, Ont. ....	1	...	...	1	1	...	...	...	...	...
Haldimand, Ont. ....	2	...	...	2	1	1	...	...	...	...
Halton, Ont. ....	1	...	...	1	1	...	...	...	...	...
Kent, Ont. ....	1	1	...	...	...	...	...	...	...	...
Lambton, Ont. ....	1	...	...	1	1	...	...	...	...	...
Lanark, Ont. ....	1	...	...	1	1	...	...	...	1	...
Leeds and Grenville, Ont. ....	1	...	...	1	1	...	...	...	...	...
Middlesex, Ont. ....	1	...	...	1	1	...	...	...	...	1
Nipissing, Ont. ....	1	1	...	...	...	...	...	...	...	...
Northumberland & Durham, Ont. ....	2	1	...	1	...	...	1	...	1	...
Oxford, Ont. ....	5	1	...	4	4	...	...	...	...	...
Peel, Ont. ....	1	1	...	...	...	...	...	...	...	...
Peterborough, Ont. ....	3	...	...	3	2	1	...	...	...	...
Rainy River, Ont. ....	2	...	...	2	2	...	...	...	...	1
Simcoe, Ont. ....	1	1	...	...	...	...	...	...	...	...
Stormont, Dundas & Glegarry, Ont. ....	1	...	...	1	1	...	...	...	1	...
Temiskaming, Ont. ....	1	...	...	1	1	...	...	...	...	...
Thunder Bay, Ont. ....	1	...	...	1	1	...	...	...	1	...
Welland, Ont. ....	3	1	...	2	2	...	...	...	1	...
Wentworth, Ont. ....	3	1	...	2	2	...	...	...	...	1
York, Ont. ....	40	1	3	36	35	1	...	...	21	6
Totals of Ontario. ....	75	8	4	63	59	3	1	...	28	8
Dauphin, Man. ....	1	...	...	1	1	...	...	...	...	1
Manitoba, Eastern. ....	7	1	...	6	6	...	...	...	...	2
Manitoba, Western. ....	1	...	...	1	1	...	...	...	1	...
Regina, Sask. ....	1	...	...	1	1	...	...	...	...	1
Athabaska, Alta. ....	1	...	...	1	1	...	...	1	...	...
Calgary, Alta. ....	4	...	...	4	4	...	...	...	...	1
Edmonton, Alta. ....	4	...	...	4	4	...	...	...	2	...



## SESSIONAL PAPER No. 10d

Tableau I.

Outrages contre la personne.

Classe I.

Sentence.						Ages and Sexes.										Civil Condition.		
Penitentiary. — Pénitencier.			D'th.  <															

Commerce charnel avec une fille en bas âge—*Fin.*

3	1							1		2		2	1	
1							1					1		
23	7			1	11	8	9	30		22	4	43	24	1

Commerce charnel avec une imbécile.

.....

Bigamie.

[illegible]

Table 1. Offences against the person. Class 1.

Judicial Districts in which offence was com- mitted.  Districts judi- ciaires où l'offense a été commise.	Number of Charges  —  Nombre d'accu- sations.	Ac- quit- ted.  Ac- quit- tés.		De- tained for Lu- lacy.  Dé- tenus pour cause de folie.	Convictions. — Condemnations.				Sentence. Committed to Jail. — Emprisonnés.		
					Total.	Con- victed 1st.	Con- victed 2nd.	Reite- rated.	With the option of a fine. — Sur option entre la pri- son ou l'a- m'nde	No Option. — Sans Option	
						—	—	—		Under one year.	One year and over.
						Con- dam- nés une fois.	Con- dam- nés deux fois.	Plus de 2 réci- dive.		Moins d'un an.	Un an et plus.
		M.	F.								

## Bigamy.—Concluded.

Vancouver, B.C.	1	1									
Victoria, B.C.	3	1			2	2					
Westminster, B.C.	1				1	1					
Totals of Canada.	107	12	4		91	85	4	2	1	35	13

## Adultery.

Restigouche, N.B.	1				1	1				1	
Westmoreland, N. B.	2				2	2				2	
Totals of N. Bruns. and Canada.	3				3	3				3	

## Incest.

Cape Breton, N.S.	1	1									
St. Francis, Que.	1	1									
Essex, Ont.	1				1	1				a1	
Frontenac, Ont.	1	1									
Rainy River, Ont.	1	1									
Welland, Ont.	2				2	2					
York, Ont.	2	1			1	1					
Totals of Ontario.	7	3			4	4				1	
Dauphin, Man.	1				1	1					
Manitoba, Western.	1	1									
Regina Sask.	3	1			2	2					1
Swift Current, Sask.	1	1									
Edmonton, Alta.	2	1			1	1					
Totals of Canada.	17	9			8	8				1	1

## Seduction.

Queen's, P. E. I.	1	1									
Halifax, N.S.	1	1									
Yarmouth, N.S.	1	1									
Montreal, Que.	3	2			1	1					
Quebec, Que.	2				2	1	1				
Terrebonne, Que.	1	1									
Algoma, Ont.	2	2									
Brant, Ont.	4	3			1	1					1

a, and 20 lashes—Et 20 coups de fouet.

Tableau I.

Outrages contre la personne.

Classe I.

[illegible]

Bigamie.—*Fin.*

...	...	...	...	...	2	...	...	...	...	1	1	...	...	...	...	2	...
...	...	...	...	...	1	...	...	...	...	1	...	...	...	...	...	1	...
15	4	...	...	1	22	...	...	6	38	22	18	...	6	1	4	80	...

Adultère.

										1									1	
										1	1								1	
																		1	1	
										2	1							1	2	

Incest.

[illegible]

Séduction.

[illegible]

Table I.

Offences against the person.

Class I.

Judicial Districts in which offence was com- mitted.  Districts judi- ciaires ou l'offense a été commise.	Number of Charges  Nombre d'accu- sations.	Ac- quit- ted.  Ac- quit- tés.	De- tained for Lu- nacy.  Dé- tenus pour cause de folie.	Convictions. — Condemnations.				Sentence.		
				Total.	Con- victed 1st.  Con- dam- nés une fois.	Con- victed 2nd.  Con- dam- nés deux fois.	Reite- rated.  Plus de 2 rédi- ves.	Committed to Jail. — Emprisonnés.		
								With the option of a fine. — Sur option entre la pri- son ou l'a- m'nde	Sans option.	
									Un- der one year. — Moins d'un an.	One year and over. — Un an et plus.
Seduction—Concluded.										
Carleton, Ont.	2	2								
Essex, Ont.	1	1								
Kenora, Ont.	1			1	1					1
Kent, Ont.	6	3		3	3					2
Lambton, Ont.	2			2	2			1	1	
Leeds and Grenville, Ont.	1	1								
Middlesex, Ont.	1			1		1			1	
Ontario, Ont.	1	1								
Parry Sound, Ont.	2	1		1	1					1
Perth, Ont.	1			1	1					
Prince Edward, Ont.	1			1	1					
Sudbury, Ont.	3			3	2	1				1
Temmiskaming, Ont.	3	2		1	1					
Waterloo, Ont.	1			1	1					1
Welland, Ont.	1			1	1					
Wentworth, Ont.	1	1								
York, Ont.	13	9		4	4			1	1	
Totals of Ontario.	47	26		21	19	2		2	3	7
Manitoba, Central	1	1								
Manitoba, Eastern	3	2		1	1					
Manitoba, Western	4	1		3	3				2	
Battleford, Sask.	2			2	1	1			2	
Kerr Robert, Sask.	2	1		1			1		1	
Moose Jaw, Sask.	1			1	1					
Moosemin, Sask.	1			1	1				1	
Prince Albert, Sask.	2			2	2					
Regina, Sask.	2	1		1	1					
Wynyard, Sask.	1			1	1				1	
Yorkton, Sask.	1	1								
Totals of Saskatchewan.	12	3		9	7	1	1		5	
Calgary, Alta	4	4								
Edmonton, Alta	2			2	2				2	
Kootenay, B.C.	3	2		1	1					1
Nanaimo, B.C.	2			2	2					2
Vancouver, B.C.	1	1								
Totals of Canada.	88	46		42	37	4	1	2	12	10

## Indecent Assault.

Cape Breton, N.S.	3	3								
Halifax, N.S.	1			1	1					
Cumberland, N.S.	9	3		6	5	1		2	2	1
King's, N.S.	2			2	1		1		1	
Pictou, N.S.	4	3		1	1					





Table 1.

Offences against the person.

Class 1.

Judicial Districts. in which offence was com- mitted.  Districts judi- ciaires où l'offense a été commise.	Number of Charges  Nombre d'accu- sations.	Ac- quit- ted.  Ac- quit- tés.  M. F.	De- tained for Lu- nacy.  Dé- tenus pour cause de folie.	Convictions. — Condemnations.				Sentence.		
				Total.	Con- victed 1st.	Con- victed 2nd.	Reite- rated.	Committed to Jail — Emprisonnés.		
					—	—	—	With the option of a fine. — Sur option entre la pri- son ou l'a- m'nde	No Option. — Sans option.	—
					Con- dam- nés une fois.	Con- dam- nés deux fois.	Plus de 2 réci- ves.	Un- der one year. — Moins d'un an.	One year and over — Un an et plus.	

## Indecent assault—Continued.

Totals of Nova Scotia.....	19	9	..	10	8	1	1	2	4	1
Victoria, N.B. ....	1	..	..	1	1	..	..	..	..	..
York, N.B. ....	2	..	..	2	2	..	..	1	1	..
Montreal, Que. ....	7	4	..	3	2	..	1	1	1	..
Quebec, Que. ....	4	3	..	1	1	..	..	..	..	..
St. Francis, Que. ....	2	1	..	1	1	..	..	..	..	1
Algoma, Ont. ....	6	2	..	4	3	1	..	..	..	1
Brant, Ont. ....	6	3	..	3	3	..	..	3	..	..
Carleton, Ont. ....	6	..	..	6	6	..	..	2	4	..
Essex, Ont. ....	8	1	..	7	4	2	1	1	5	..
Frontenac, Ont. ....	4	1	..	3	1	2	..	..	..	1
Haldimand, Ont. ....	1	..	..	1	1	..	..	..	1	..
Halton, Ont. ....	3	3	..	..	..	..	..	..	..	..
Kent, Ont. ....	4	2	..	2	2	..	..	..	1	1
Leeds and Grenville, Ont. ....	1	1	..	..	..	..	..	..	..	..
Lincoln, Ont. ....	5	2	..	3	3	..	..	1	..	1
Manitoulin, Ont. ....	1	1	..	..	..	..	..	..	..	..
Middlesex, Ont. ....	1	..	..	1	1	..	..	..	..	..
Nipissing, Ont. ....	1	..	..	1	1	..	..	..	1	..
Northumberland and Durham, Ont	1	1	..	..	..	..	..	..	..	..
Oxford, Ont. ....	3	2	..	1	1	..	..	..	..	..
Parry Sound, Ont. ....	1	..	..	1	1	..	..	1	..	..
Perth, Ont. ....	1	..	..	1	1	..	..	1	..	..
Peterborough, Ont. ....	4	..	..	4	4	..	..	2	a 1	1
Prince Edward, Ont. ....	1	..	..	1	1	..	..	1	..	..
Rainy River, Ont. ....	1	..	..	1	1	..	..	1	..	..
Renfrew, Ont. ....	1	..	..	1	1	..	..	..	1	..
Simcoe, Ont. ....	5	2	..	3	3	..	..	..	1	..
Stormont, Dundas and Glengarry, O	1	..	m 1	..	..	..	..	..	..	..
Temiskaming, Ont. ....	3	2	..	1	1	..	..	..	1	..
Thunder Bay, Ont. ....	3	..	..	3	3	..	..	1	1	..
Waterloo, Ont. ....	1	..	..	1	1	..	..	..	..	..
Welland, Ont. ....	2	..	..	2	2	..	..	1	..	..
Wellington, Ont. ....	1	..	..	1	1	..	..	..	..	..
Wentworth, Ont. ....	4	2	..	2	2	..	..	..	2	..
York, Ont. ....	44	17	..	27	22	2	3	..	13	b 1
Totals of Ontario .....	124	42	..	81	70	7	4	15	32	6
Dauphin, Man. ....	1	1	..	..	..	..	..	..	..	..
Manitoba, Eastern. ....	12	5	..	7	7	..	..	..	1	1
Battleford, Sask. ....	13	3	..	10	4	2	4	..	6	2
Kerr Robert, Sask. ....	1	1	..	..	..	..	..	..	..	..
Kindersley, Sask. ....	1	1	..	..	..	..	..	..	..	..
Prince Albert, Sask. ....	1	..	..	1	1	..	..	..	1	..
Regina, Sask. ....	7	c 4	..	3	3	..	..	1	2	..

a, and 15 lashes—Et 15 coups de fouet.

b, and 20 lashes—Et 20 coups de fouet.

c 1 Nolle prosequi.



Table 1.

## Offences against the person.

Class I.

Judicial Districts in which offence was com- mitted.  Districts judi- ciaires où l'offense a été commise.	Number of Charges  —  Nombre d'accu- sations.	Ac- quit- ted.  —  Ac- quit- tés.		De- tained for Lu- nacy.  —  Dé- tenus pour cause de folie.	Convictions. — Condamnations.				Sentence.		
					Total.	Con- victed 1st.	Con- victed 2nd.	Reite- rated.	Committed to Jail — Emprisonnés.		
						— Con- dam- nés une fois.	— Con- dam- nés deux fois.	— Plus de 2 réci- des.	With the option of a fine. — Sur option entre la pri- son ou l'a- m'nde	Sans option.	No Option. — option.

## Indecent assault—Concluded.

Saskatoon, Sask. ....	1	...	...	1	1	...	...	...	1	...	...
Swift Current, Sask. ....	2	...	...	2	2	...	...	...	1	...	...
Totals of Saskatchewan. ....	26	9	...	17	11	2	4	2	10	2	...
Calgary, Alta. ....	6	a4	...	2	2	...	...	...	1	1	...
Edmonton, Alta. ....	9	2	...	7	6	1	...	...	2	1	...
Lethbridge, Alta. ....	1	1	...	1	1	...	...	...	...	1	...
Macleod, Alta. ....	1	1	...	1	1	...	...	...	...	...	...
Medicine Hat, Alta. ....	1	1	...	1	1	...	...	...	1	...	...
Red Deer, Alta. ....	2	1	...	1	1	...	...	...	...	...	...
Stettler, Alta. ....	1	1	...	1	1	...	...	...	...	...	...
Taber, Alta. ....	2	b1	...	1	1	...	...	...	...	...	...
Totals of Alberta. ....	23	11	...	12	11	1	...	1	3	3	...
Vancouver, B.C. ....	7	a4	...	3	3	...	...	...	...	...	...
Victoria, B.C. ....	6	2	...	4	3	1	...	...	3	1	...
Yale, B.C. ....	1	...	...	1	1	...	...	...	1	...	...
Yukon. ....	1	1	...	...	...	...	...	...	...	...	...
Totals of Canada. ....	236	92	1	143	121	12	10	22	56	15	...

## Assault on Females.

Yarmouth, N.S. ....	4	...	...	4	4	...	...	1	...	2	...
King's, N.B. ....	1	c1	...	...	...	...	...	...	...	...	...
Montreal, Que. ....	3	...	...	3	3	...	...	2	...	...	...
Rimouski, Que. ....	1	...	...	1	1	...	...	1	...	...	...
Algoma, Ont. ....	1	...	...	1	1	...	...	1	...	...	...
Brant, Ont. ....	2	...	...	2	2	...	...	...	...	...	...
Elgin, Ont. ....	1	...	...	1	1	...	...	...	...	...	...
Halton, Ont. ....	2	1	...	1	1	...	...	...	...	...	...
Hastings, Ont. ....	4	...	...	4	4	...	...	...	...	...	...
Nipissing, Ont. ....	1	...	...	1	1	...	...	1	...	...	...
Norfolk, Ont. ....	1	...	...	1	1	...	...	...	1	...	...
Ontario, Ont. ....	1	...	...	1	1	...	...	...	...	...	...
Parry Sound, Ont. ....	1	...	...	1	1	...	...	...	...	...	...
Thunder Bay, Ont. ....	3	1	...	2	2	...	...	2	...	...	...
York, Ont. ....	8	1	...	7	7	...	...	...	d5	...	...
Totals of Ontario. ....	25	3	...	22	22	...	...	4	6	...	...
Manitoba, Eastern. ....	1	...	...	1	1	...	...	...	...	...	...
Westminster, B.C. ....	1	...	...	1	1	...	...	1	...	...	...
Totals of Canada. ....	36	4	...	32	32	...	...	9	6	2	...

a 1 *Nolle prosequi*. b Case reserved—Cas réservé. c Jury disagreed—Le jury ne s'est pas accordé  
d 1 to receive 10 lashes—à recevoir 10 coups de fouet.



## SESSIONAL PAPER No. 10d

Tableau I.

Outrages contre la personne.

Classe I.

Sentence.					Ages & Sexes.										Civil Condition. — État civil.		
Penitentiary. — Pénitencier.			D'th.  De mort.	Com- mitted to Refor- ma- to- ries.  En- voyés à la prison de Réfor- me.	Other Sen- tences.  Autres sen- tences.	Under 16 years. — Moins de 16 ans.	16 years and under 21. — 16 ans et moins de 21.	21 years and under 40. — 21 ans et moins de 40.	40 years and over. — 40 ans et plus.	Not given. — Non- donné.	Single.  —  Céli- ba- taires.	Mar- ried.  —  Ma- riés.	Wi- dowed  —  En veu- vage.				
Two years and un- der five. — Deux ans et m'ns de cinq.	Five years and over. — Cinq ans et plus.	Life.  —  A vie.				M.	F.	M.	F.	M.				F.	M.	F.	

Attentat à la pudeur—*Fin.*

.....	.....	.....	.....	.....	1	.....	.....	.....	1	.....	1	.....	.....	.....	.....	1	.....	1
2	.....	.....	.....	.....	1	.....	.....	2	.....	4	.....	10	.....	1	.....	6	2	8
.....	1	.....	.....	.....	3	.....	.....	4	.....	3	.....	1	.....	.....	.....	2	.....	.....
.....	.....	.....	.....	.....	.....	.....	.....	1	.....	.....	.....	.....	.....	.....	.....	6	1	.....
.....	.....	.....	.....	.....	.....	.....	.....	.....	.....	.....	.....	.....	.....	1	.....	.....	.....	.....
.....	.....	.....	.....	.....	1	.....	.....	.....	.....	.....	.....	.....	.....	1	.....	.....	.....	.....
.....	1	.....	.....	.....	4	.....	.....	6	.....	3	.....	1	.....	2	.....	9	1	.....
1	.....	.....	.....	.....	2	.....	.....	1	.....	1	.....	1	.....	.....	.....	1	2	.....
.....	.....	.....	.....	.....	.....	.....	.....	1	.....	1	.....	3	.....	.....	.....	3	1	.....
.....	.....	.....	.....	.....	.....	.....	.....	.....	.....	1	.....	.....	.....	.....	.....	1	.....	.....
20	1	.....	.....	1	28	15	.....	26	.....	48	.....	48	.....	6	.....	84	44	9

Voies de fait sur femmes.

.....	.....	.....	.....	.....	1	.....	.....	.....	2	.....	2	.....	.....	.....	.....	1	3	.....
.....	.....	.....	.....	.....	.....	.....	.....	.....	.....	.....	.....	.....	.....	.....	.....	.....	.....	.....
.....	.....	.....	.....	.....	1	.....	.....	.....	3	.....	.....	.....	.....	.....	.....	1	2	.....
.....	.....	.....	.....	.....	.....	.....	.....	.....	1	.....	.....	.....	.....	.....	.....	1	.....	.....
.....	.....	.....	.....	.....	.....	.....	.....	.....	.....	.....	.....	.....	.....	.....	.....	.....	.....	.....
.....	.....	.....	.....	.....	2	.....	.....	.....	1	.....	.....	.....	.....	.....	.....	.....	1	.....
.....	.....	.....	.....	.....	1	.....	.....	.....	1	.....	.....	.....	.....	.....	.....	.....	1	.....
.....	.....	.....	.....	.....	1	.....	.....	.....	.....	.....	.....	.....	.....	.....	.....	.....	1	.....
.....	.....	.....	.....	.....	4	.....	.....	.....	3	.....	.....	1	.....	.....	.....	.....	4	.....
.....	.....	.....	.....	.....	.....	.....	.....	.....	1	.....	.....	.....	.....	.....	.....	.....	1	.....
.....	.....	.....	.....	.....	.....	.....	.....	.....	.....	.....	.....	1	.....	.....	.....	.....	1	.....
.....	.....	.....	.....	.....	1	.....	.....	.....	1	.....	.....	.....	.....	.....	.....	.....	1	.....
.....	.....	.....	.....	.....	1	.....	.....	.....	.....	.....	.....	1	.....	.....	.....	.....	1	.....
.....	.....	.....	.....	.....	2	.....	.....	.....	1	.....	.....	1	.....	.....	.....	.....	2	.....
.....	.....	.....	.....	.....	.....	.....	.....	.....	4	.....	.....	3	.....	.....	.....	.....	7	.....
.....	.....	.....	.....	.....	12	.....	.....	.....	.....	.....	.....	9	.....	.....	.....	.....	22	.....
.....	.....	.....	.....	.....	1	.....	.....	.....	.....	.....	.....	1	.....	.....	.....	.....	1	.....
.....	.....	.....	.....	.....	.....	.....	.....	.....	.....	.....	.....	.....	.....	.....	.....	.....	.....	.....
.....	.....	.....	.....	.....	.....	.....	.....	.....	1	.....	.....	.....	.....	.....	.....	.....	1	.....
20	.....	.....	.....	.....	15	.....	.....	.....	20	.....	.....	12	.....	.....	.....	2	30	.....

Table 1.

## Offences against the person.

Class 1.

Judicial District in which offence was com- mitted. — Districts judi- ciaires où l'offense a été commise.	Number of Charges — Nombre d'accu- sations.	Ac- quit- ted. — Ac- quit- tés.	De- tained for Lu- nacy. — Dé- tenus pour cause de folie.	Convictions. — Condamnations.				Sentence.		
				Total.	Con- victed 1st. — Con- dam- nés une fois.	Con- victed 2nd. — Con- dam- nés deux fois.	Reite- rated. — Plus de 2 récidi- ves.	Committed to Jail. — Emprisonnés.		
								With the option of a fine. — Sur option entre la pri- son ou l'a- m'nde	No option. — Sans option.	
									Un- der one year.	One year and over.
		M.	F.						Moins d'un an.	Un an et plus.

## Desertion and cruelty to children.

Halifax, N.S. ....	2	1	1	1	1				1	
Yarmouth, N.S. ....	1			1	1					
Montreal, Que. ....	1	1								
Quebec, Que. ....	1	1								
St. Hyacinthe, Que. ....	2			2	2			1		1
Essex, Ont. ....	1			1	1					
Lanark, Ont. ....	1	1								
Parry Sound, Ont. ....	1	1								
Renfrew, Ont. ....	5			5	4		1	2		
Simcoe, Ont. ....	1			1	1					
Stormont, Dundas & Glengarry, O	1			1	1					1
Welland, Ont. ....	1			1	1					
York, Ont. ....	3			3	3				3	
Totals of Ontario. ....	14	2		12	11		1	2	3	1
Manitoba, Eastern. ....	1			1	1					
Kerr Robert, Sask. ....	1			1	1					
Regina, Sask. ....	1			1	1					
Yorkton, Sask. ....	2			2	2					1
Totals of Canada. ....	26	5		21	20		1	3	4	3

## Abduction.

Montreal, Que. ....	4	2		2	1	1			1	
Algoma, Ont. ....	1	1								
Carleton, Ont. ....	1	1								
Elgin, Ont. ....	2	1	1							
Kent, Ont. ....	2			2	2					
Lambton, Ont. ....	2			2	2				1	
Sudbury, Ont. ....	1			1	1					
Temiskaming, Ont. ....	1			1	1					1
Thunder Bay, Ont. ....	1			1			1		1	
Welland, Ont. ....	2	1		1	1				1	
York, Ont. ....	2		1	1	1				1	
Totals of Ontario. ....	15	4	1	9	8		1		4	1
Manitoba, Eastern. ....	1	1								
Cannington, Sask. ....	1			1	1			1		
Humboldt, Sask. ....	1	1								
Moose Jaw, Sask. ....	1			1	1					
Regina, Sask. ....	1			1	1				1	
Weyburn, Sask. ....	1			1	1					

## SESSIONAL PAPER No. 10d

Tableau I.

Outrages contre la personne.

Classe I.

Sentence.					Ages & Sexes.										Civil Condition.				
Penitentiary. — Pénitencier.			D'th.  —  De mort	Com- mit- ted to Refor- ma- to- ries.  —  En- voyés à la prison de Réfor- me.	Other Sen- tences.  —  Autres sen- tences.											État civil.			
Two years and un- der five. — Deux ans et m'ns de cinq.	Five years and over. — Cinq ans et plus.	Life.  —  Avie				Under 16 years.	16 years and under 21.	21 years and under 40.	40 years and over.	Not given.							Single.	Mar- ried.	Wi- dowed
						Moins de 16 ans.	16 ans et moins de 21.	21 ans et moins de 40.	40 ans et plus.	Non- donné.									
						M.   F.	M.   F.	M.   F.	M.   F.	M.   F.	M.   F.	M.   F.							
						</													

## Désertion et cruauté envers les enfants.

.....	.....	.....	.....	.....	1	.....	.....	.....	.....	1	.....	.....	.....	1	.....	1	.....	.....
.....	.....	.....	.....	.....	.....	.....	.....	.....	.....	1	.....	.....	.....	.....	.....	.....	2	.....
.....	.....	.....	.....	.....	1	.....	.....	1	.....	.....	.....	.....	.....	.....	1	.....	.....	.....
.....	.....	.....	.....	.....	3	.....	.....	1	3	1	.....	.....	.....	.....	1	.....	4	.....
.....	.....	.....	.....	.....	1	.....	.....	.....	1	.....	.....	.....	.....	.....	.....	1	1	.....
.....	.....	.....	.....	.....	1	.....	.....	.....	1	.....	.....	.....	.....	.....	.....	1	1	.....
.....	.....	.....	.....	.....	.....	.....	.....	2	.....	1	.....	.....	.....	.....	2	1	.....	.....
.....	.....	.....	.....	.....	6	.....	.....	3	1	5	3	.....	.....	.....	4	8	.....	.....
.....	.....	.....	.....	.....	1	.....	.....	.....	1	.....	.....	.....	.....	.....	.....	1	.....	.....
.....	.....	.....	.....	.....	.....	.....	.....	1	.....	.....	.....	.....	1	.....	1	.....	.....	.....
.....	.....	.....	.....	.....	.....	.....	.....	1	.....	1	.....	.....	.....	.....	1	1	.....	.....
.....	.....	.....	.....	.....	.....	.....	.....	.....	1	.....	.....	.....	.....	.....	.....	.....	.....	.....
.....	.....	.....	.....	.....	11	.....	.....	4	1	9	5	.....	1	1	7	12	.....	.....

## Enlèvement.

.....	.....	.....	.....	.....	1	.....	.....	.....	1	1	.....	.....	.....	.....	1	1	.....	.....
.....	.....	.....	.....	.....	.....	.....	.....	.....	.....	.....	.....	.....	.....	.....	.....	.....	.....	.....
.....	.....	.....	.....	.....	.....	.....	.....	.....	.....	.....	.....	.....	.....	.....	.....	.....	.....	.....
.....	.....	.....	.....	.....	2	.....	.....	.....	2	.....	.....	.....	.....	.....	2	.....	.....	.....
.....	.....	.....	.....	.....	1	.....	.....	.....	1	.....	.....	1	1	.....	.....	1	.....	.....
.....	.....	.....	.....	.....	.....	.....	.....	.....	1	.....	.....	.....	.....	.....	1	.....	.....	.....
.....	.....	.....	.....	.....	.....	.....	.....	.....	1	.....	.....	.....	.....	.....	.....	1	.....	.....
.....	.....	.....	.....	.....	.....	.....	.....	.....	.....	1	.....	.....	.....	.....	.....	.....	.....	.....
.....	.....	.....	.....	.....	.....	.....	.....	.....	.....	1	.....	.....	.....	.....	.....	.....	.....	.....
.....	.....	.....	.....	.....	.....	.....	.....	.....	.....	1	.....	.....	.....	.....	.....	.....	.....	.....
.....	.....	.....	.....	.....	4	.....	.....	.....	6	1	1	1	.....	.....	4	3	.....	.....
.....	.....	.....	.....	.....	.....	.....	.....	.....	.....	.....	.....	.....	.....	.....	.....	.....	.....	.....
.....	.....	.....	.....	.....	.....	.....	.....	.....	.....	.....	.....	.....	1	.....	.....	.....	.....	.....
.....	.....	.....	.....	.....	1	.....	.....	.....	.....	.....	.....	.....	1	.....	.....	.....	.....	.....
1	.....	.....	.....	.....	.....	.....	.....	1	.....	.....	.....	.....	.....	.....	1	.....	.....	.....

Table I. Offences against the person. Class I.

Judicial Districts in which offence was com- mitted. — Districts judi- ciaires où l'offense a été commise.	Number of Charges — Nombre d'accu- sations.	Ac- quit- ted. — Ac- quit- tés.		De- tained for Lu- nacy. — Dé- tenus pour cause de folie.	Convictions. — Condamnations.				Sentence. — Committed to Jail. — Emprisonnés.		
					Total.	Con- victed 1st.	Con- victed 2nd.	Reite- rated.	With the option of a fine. — Sur option entre la pri- son ou l'am- nde	No Option. — Sans option.	
						—	—	—		Un- der one year.	One year and over
						Con- dam- nés une fois.	Con- dam- nés deux fois.	Plus de 2 réci- des.		Moins d'un an.	Un an et plus.
		M.	F.								

## Abduction—Concluded.

Edmonton, Alta. ....	3				3	2	1	...	1	...	...
Kootenay, B.C. ....	1	1			...	...	...	...	...	...	...
Totals of Canada .....	29	9	1	1	18	15	2	1	2	6	1

## Libel.

Lanark, Ont. ....	1				1	1	...	...	...	...	...
Perth, Ont. ....	2	2			...	...	...	...	...	...	...
Temiskaming, Ont. ....	1	1			...	...	...	...	...	...	...
York, Ont. ....	2				2	...	1	1	...	2	...
Calgary, Alta. ....	1				1	...	1	...	...	...	...
Vancouver, B.C. ....	1	1			...	...	...	...	...	...	...
Totals of Canada .....	8	1	3	...	4	1	2	1	...	2	...

## Shooting, Stabbing and Wounding.

Cape Breton, N.S. ....	1				1	1	...	...	...	1	...
Gloucester, N.B. ....	1				1	1	...	...	...	1	...
Montreal, Que. ....	19	10	2	...	7	6	1	...	2	2	...
Ottawa, Que. ....	4	1			3	3	...	...	...	3	...
Pontiac, Que. ....	2				2	2	...	...	...	...	...
Quebec, Que. ....	1				1	1	...	...	...	...	...
St. Francis, Que. ....	1				1	1	...	...	1	...	...
Totals of Quebec .....	27	11	2	...	14	13	1	...	3	5	...
Algoma, Ont. ....	7	1			6	4	2	...	4	...	1
Brant, Ont. ....	5	1			4	4	...	...	3	...	1
Carleton, Ont. ....	8	1	1	...	6	5	1	...	2	2	...
Elgin, Ont. ....	3				3	3	...	...	3	...	...
Essex, Ont. ....	1				1	1	...	...	1	...	...
Grey, Ont. ....	1	1			...	...	...	...	...	...	...
Halton, Ont. ....	2				2	...	2	...	...	...	1
Lincoln, Ont. ....	1				1	1	...	...	...	...	...
Middlesex, Ont. ....	6	2			4	4	...	...	...	...	1
Muskoka, Ont. ....	3				3	2	1	...	...	...	2
Parry Sound, Ont. ....	1				1	1	...	...	...	...	1
Perth, Ont. ....	1	1			...	...	...	...	...	...	...
Prescott and Russell, Ont. ....	5	3			2	2	...	...	...	...	2
Simcoe, Ont. ....	1				1	1	...	...	...	...	1
Sudbury, Ont. ....	6				6	6	...	...	2	3	1
Thunder Bay, Ont. ....	3				3	3	...	...	1	1	...
Welland, Ont. ....	2	1			1	1	...	...	1	...	...



SESSIONAL PAPER No. 10d

Tableau 1.

Outrages contre la personne.

Classe 1.

Sentence.						Ages & Sexes.										Civil Condition. — État civil.		
Penitentiary. — Pénitencier.			D'th.  De mort	Com- mitted to Refor- ma- tories.  En- voyés à la prison de Réfor- me.	Other Sen- tences.  Autres sen- tences.	Under 16 years.	16 years and under 21.	21 years and under 40.	40 years and over.	Not given.	Single  —  Céli- ba- taires.	Mar- ried.  —  Mari- és.	Wi- dowed  —  En- veu- rage.					
Two years and un- der five.  Deux ans et m'ns de cinq.	Five years and over.  Cinq ans et plus.	Life.  —  A vie				Moins de 16 ans.	16 ans et moins de 21.	21 ans et moins de 40.	40 ans et plus.	Non- donné.								
						M. F.	M. F.	M. F.	M. F.	M. F.				M. F.				
						H. F.	H. F.	H. F.	H. F.	H. F.				H. F.				

Enlèvement—Fin.

2								3				3	
3					6		1	11	1	1	3	10	4

Libelle.

				1						1			
								2				2	
				1						1			
								2		1		2	

Usage d'armes avec intention criminelle.

								1					1
							1					1	
1				2		2		5				7	
1	1							2	1			3	
1								1		1		1	
3	1			2		2		10	1	1		11	3
	1					2		2		2		3	3
1			1			1		2	1			4	
						2		3	1			5	1
								3				2	1
								1				1	
1						2						2	
				1		1							
				3				4				1	3
				1				1	1	1		2	1
						1							
								2				2	
									1			1	
								3	1	2		2	
				1				2	1			1	2
								1				1	



## SESSIONAL PAPER No. 10d

Tableau 1.

Outrages contre la personne.

Classe 1

Judicial District in which offence was com- mitted. — Districts judi- ciaires où l'offense a été commise.	Number of Charges — Nombre d'accu- sations.	Ac- quit- ted. — Ac- quit- tés. — M. F.		De- tained for Lu- nacy. — Dé- tenus pour cause de folie.	Convictions. — Condemnations.				Sentence.		
									Committed to Jail. — Emprisonnés.		
					Total.	Con- victed 1st.	Con- victed 2nd.	Reite- rated.	With the option of a fine. — Sur option entre la pri- son ou l'a- mende	No Option. — Sans option.	
						Con- dam- nés une fois.	Con- dam- nés deux fois.	Plus de 2 rédi- ves.		Un- der one year. — Moins d'un an.	One year and over. — Un an et plus.

Usage d'armes avec intention criminelle.—Fin.

3	1	...	...	...	3	1	2	...	13	...	2	1	...	...	3	2	1
5	3	...	...	1	10	2	11	...	39	...	15	1	5	...	41	25	2
...	...	...	...	...	...	...	...	...	3	...	1	...	...	...	...	4	...
...	...	...	...	...	...	...	...	...	2	...	1	...	...	...	2	1	...
...	...	...	...	...	...	...	...	...	1	...	...	...	...	...	...	1	...
1	...	...	...	...	1	...	1	...	1	...	1	...	...	...	2	1	...
1	...	...	...	...	1	...	1	...	5	...	2	...	...	...	4	4	...
...	...	...	...	...	...	...	...	...	...	...	...	2	...	...	...	...	...
1	...	...	...	...	...	...	...	...	2	1	1	...	...	...	1	3	...
...	...	...	...	...	2	...	...	...	...	...	1	...	...	...	...	1	...
...	...	...	...	...	...	...	...	...	...	...	1	...	...	...	...	1	...
...	...	...	...	...	...	...	...	...	1	...	...	...	...	...	...	1	...
10	4	...	...	1	15	2	15	...	61	1	22	1	9	...	58	43	2

Voies de fait et lésions corporelles.

...	...	...	...	...	7	...	2	...	8	...	1	...	...	...	8	3	...
...	...	...	...	...	2	...	1	...	2	...	...	...	...	...	1	2	...
1	...	...	...	...	9	...	...	...	14	...	6	...	2	...	14	6	...
1	...	...	...	...	...	...	...	...	1	...	...	...	1	...	...	1	...
...	...	...	...	...	...	...	1	...	...	...	1	...	...	...	1	1	...
...	...	...	...	...	...	...	...	...	...	...	1	...	1	...	...	1	...
2	...	...	...	...	18	...	4	...	25	...	8	...	4	...	24	13	...
...	...	...	...	...	1	...	1	...	2	...	...	...	...	...	3	...	...
...	...	...	...	...	...	...	...	...	1	...	...	...	...	...	...	1	...
...	...	...	...	...	...	...	...	...	2	...	...	...	...	...	...	2	...
...	...	...	...	...	...	...	...	...	1	...	1	...	...	...	...	2	...
...	...	...	...	...	...	...	...	...	...	...	...	4	...	...	...	...	...
...	...	...	...	...	...	...	...	...	...	...	...	3	...	...	...	...	...
...	...	...	...	...	...	...	...	...	1	...	...	...	...	...	1	...	...
...	...	...	...	...	...	...	...	...	1	...	1	...	...	...	1	1	...

Table 1.

Offences against the person.

Classe 1.

Judicial Districts, in which offence was com- mitted.  Districts judi- ciaires où l'offense a été commise.	Num ber of Charges  —  Nombre d'accu- sations.	Ac- buit- ted.  —  Ac- quit- tés.	De- tained for Lu- nacy.  —  Dé- tenus pour cause de folie.	Convictions. — Condamntations.			Sentence.			
				Total.	Con- victed 1st.  —  Con- dam- nés une fois.	Con- victed 1st.  —  Con- dam- nés deux fois.	Reite- rated.  —  Plus de 2 rédi- ves	Committed to Jail.		
								Emperisonnés.		
								With the option of a fine. — Sur option entre la pri- son ou l'a- m'nde	No Option. — Sans option.	One year and over. — Un- an et plus.
	M	F					Un- der one year. — Moins d'un an.	One year and over. — Un- an et plus.		
Aggravated assault and inflicting bodily harm.—Continued.										
Montreal, Que.....	14	2	.....	12	12	.....	.....	11	.....	1
Ottawa, Que. ....	1	.....	.....	1	1	.....	.....	.....	.....	.....
Quebec, Que. ....	10	2	1	7	7	.....	.....	3	.....	.....
St. Francis, Que.....	24	4	1	19	19	.....	.....	17	.....	.....
Terrebonne, Que.....	2	.....	.....	2	2	.....	.....	1	1	.....
Three Rivers, Que.....	6	3	.....	3	3	.....	.....	3	.....	.....
Totals of Quebec.....	69	11	2	56	56	.....	.....	43	5	1
Algoma, Ont.....	3	.....	.....	3	3	.....	.....	2	.....	.....
Brant, Ont.....	3	.....	.....	3	2	.....	1	2	.....	.....
Carleton, Ont.....	5	2	.....	3	3	.....	.....	.....	2	.....
Elgin, Ont.....	9	2	.....	7	5	1	1	2	.....	.....
Essex, Ont.....	7	.....	.....	7	7	.....	.....	6	.....	.....
Frontenac, Ont.....	1	1	.....	.....	.....	.....	.....	.....	.....	.....
Grey, Ont.....	2	.....	.....	2	2	.....	.....	1	1	.....
Hastings, Ont.....	9	4	.....	5	5	.....	.....	.....	.....	.....
Kenora, Ont.....	1	.....	.....	1	1	.....	.....	.....	1	.....
Kent, Ont.....	4	1	.....	3	2	1	.....	1	.....	.....
Lambton, Ont.....	1	.....	.....	1	1	.....	.....	1	.....	.....
Lanark, Ont.....	1	1	.....	.....	.....	.....	.....	.....	.....	.....
Lennox and Addington, Ont.....	1	.....	.....	1	1	.....	.....	.....	.....	.....
Lincoln, Ont.....	12	5	.....	7	6	1	.....	4	3	.....
Manitoba, Ont.....	4	.....	.....	4	3	1	.....	3	1	.....
Middlesex, Ont.....	1	1	.....	.....	.....	.....	.....	.....	.....	.....
Norfolk, Ont.....	1	.....	.....	1	1	.....	.....	.....	.....	.....
Northumberland and Durham, O.....	1	.....	.....	1	1	.....	.....	.....	1	.....
Ontario, Ont.....	8	.....	.....	8	5	3	.....	4	.....	1
Parry Sound, Ont.....	2	.....	.....	2	2	.....	.....	1	.....	.....
Peel, Ont.....	1	.....	.....	1	1	.....	.....	.....	.....	.....
Peterborough, Ont.....	4	1	.....	3	3	.....	.....	3	.....	.....
Prince Edward, Ont.....	3	.....	.....	3	3	.....	.....	3	.....	.....
Simcoe, Ont.....	2	.....	.....	2	2	.....	.....	2	.....	.....
Stormont, Dundas and Glengarry, O.....	1	.....	.....	1	1	.....	.....	1	.....	.....
Temiskaming, Ont.....	19	6	1	12	9	3	.....	4	3	.....
Thunder Bay, Ont.....	12	2	.....	10	9	1	.....	7	2	.....
Waterloo, Ont.....	8	.....	.....	8	8	.....	.....	4	.....	.....
Welland, Ont.....	4	.....	.....	4	3	1	.....	2	.....	.....
Wentworth, Ont.....	90	26	2	62	57	2	3	30	23	4
York, Ont.....	122	43	2	77	72	3	2	44	19	3
Totals of Ontario.....	342	95	5	242	218	17	7	127	56	8
Dauphin, Man.....	7	.....	.....	7	7	.....	.....	3	1	1
Manitoba Central.....	3	.....	.....	3	3	.....	.....	2	.....	.....
Manitoba Eastern.....	63	18	1	44	39	1	4	25	13	.....
Manitoba Western.....	3	.....	.....	3	3	.....	.....	3	.....	.....
Totals of Manitoba.....	76	78	1	57	52	1	4	33	14	1



## SESSIONAL PAPER No. 10d

Tableau I.													Outrages contre la personne.													Classe I.		
Sentence.													Ages & Sexes.													Civic Condition.		
Penitentiary. — Pénitencier.																										Civic Condition. — État civil.		
Two years and under five.		Five years and over.		Life.		Death — De mort.	Com- mit- ted to Refor- ma- to- ries. — En- voyés aux mai- sons de Réfor- me.	Other Sen- tences. — Autre sen- tences.	Under 16 years.		16 years and under 21.		21 years and under 40.		40 years and over.		Not given.		Single.	Mar- ried. — — Céli- ba taires.	Mar- ried. — — Ma- riés.	Wi- dowed — — En- veu- vage.						
— Deux ans et moin de cinq.		— Cinq ans et plus.		— A vie					Moins de 16 ans.		16 ans et moins de 21.		21 ans et moins de 40.		40 ans et au-dessus.		Non- donnés											
M.		F.		M.					F.		M.		F.		M.		F.						M.		F.			
—		—		—					—		—		—		—		—						—		—			
H.		F.		H.		F.		H.		F.		H.		F.		F.		F.		—		—						

## Voies de fait et lésions corporelles.—Suite.

1						1			11				5	7
					4	1			1				1	
					2				3				2	4
									18		1		9	10
									2				2	2
									3				2	1
1					6	1	1	1	40	1	5	7	21	27
					1		1		2				2	1
1					1				3				1	2
					5				3		2		1	2
					1				5		2		2	5
													3	4
					5	1			2				3	2
									4				2	2
					2				1				1	1
									2			1	2	
					1				3	1	2	1	3	4
									3	1			2	2
					1		1						1	
					3		1		5		1	1	2	6
					1				1		1		2	
					1				1				1	
							1		1				2	
									2		1			3
									1		1			2
					5		2		6		3		4	7
					1				8		2		3	6
					4				7			1	5	2
					2				2		1		2	2
	1				4		9	1	35	4	3	1	25	28
					11	6	7		48	1	11		44	29
1	1			1	48	8	23	1	146	7	35	2	110	111
					2		1				2		4	5
					1				3				1	1
1					5		7		30	2	5		25	18
									1		2		1	2
1					8		8		34	2	9		29	26

Table I.		Offences against the person							Class I.		
Judicial District in which offence was com- mitted.  Districts judi- ciaires où l'offense a été commise.	Number of Charges  Nombre d'accu- sations	Ac- quit- ted.  Ac- quit- tés.	De- tained for Lu- nacy.  Dé- tenus pour cause de folie.	Convictions. — Condemnations.				Sentence.			
				Total.	Con- victed 1st.  — Con- dam- nés une fois.	Con- victed 2nd.  — Con- dam- nés deux fois.	Reite- rated.  — Plus de 2 rédi- ves.	Committed to Jail. — Emprisonnés.			
								With the option of a fine. — Sur option entre la pri- son ou l'a- m'nde	No Option. — Sans option.		
									Un- der one year. — Moins d'un an.	One year and over. — Un an et plus.	
Aggravated assault and inflicting bodily harm— <i>Concluded.</i>											
Battleford, Sask.....	2	.....	.....	2	2	.....	.....	2	.....	.....	
Moose Jaw, Sask.....	3	.....	.....	3	3	.....	.....	3	.....	.....	
Regina, Sask.....	1	.....	.....	1	1	.....	.....	1	.....	.....	
Saskatoon, Sask.....	8	1	.....	7	7	.....	.....	3	1	1	
Swift Current, Sa-k.....	3	.....	.....	3	.....	3	.....	1	.....	2	
Totals of Saskatchewan....	17	1	.....	16	13	3	.....	10	1	3	
Athabaska, Alta.....	1	.....	.....	1	1	.....	.....	1	.....	.....	
Calgary, Alta.....	15	6	.....	9	7	1	1	1	7	.....	
Edmonton, Alta.....	12	3	.....	9	8	1	.....	7	.....	1	
Lethbridge, Alta.....	2	.....	.....	2	2	.....	.....	1	1	.....	
Macleod, Alta.....	1	.....	.....	1	1	.....	.....	.....	1	.....	
Stettler, Alta.....	1	.....	.....	1	1	.....	.....	.....	1	.....	
Taber, Alta.....	2	.....	.....	2	2	.....	.....	.....	2	.....	
Wetaskiwin, Alta.....	1	1	.....	.....	.....	.....	.....	.....	.....	.....	
Totals of Alberta.....	35	10	.....	25	22	2	1	10	12	1	
Atlin, B.C.....	1	.....	.....	1	1	.....	.....	1	.....	.....	
Cariboo, B.C.....	2	.....	.....	2	2	.....	.....	2	.....	.....	
Kootenay, B.C.....	1	.....	.....	1	.....	.....	1	.....	.....	.....	
Vancouver, B.C.....	28	15	1	12	12	.....	.....	6	2	.....	
Victoria, B.C.....	4	1	.....	3	3	.....	.....	1	1	.....	
Westminster, B.C.....	3	2	.....	1	1	.....	.....	.....	.....	.....	
Yale, B.C.....	1	.....	.....	1	1	.....	.....	.....	.....	1	
Totals of British Columbia..	40	18	1	21	20	.....	1	20	3	1	
Totals of Canada.....	643	169	10	464	422	28	14	246	104	15	

## Assaulting and obstructing police officer.

Cape Breton, N.S.....	46	4	..	42	41	1	..	39	1	..
Halifax, N.S.....	36	3	..	33	31	2	..	28	..	..
Pictou, N.S.....	2	..	..	2	2	..	..	2	..	..
Yarmouth, N.S.....	2	..	..	2	2	..	..	2	..	..
Totals of Nova Scotia.....	86	7	..	79	76	3	..	71	1	..
St. John, N.B.....	18	2	..	16	16	..	..	16	..	..
Victoria, B.C.....	2	2	..	..	..	..	..	..	..	..
Westmoreland, N B.....	2	..	..	2	2	..	..	2	..	..
Arthabaska, Que.....	1	..	..	1	1	..	..	1	..	..
Bedford, Que.....	1	..	..	1	1	..	..	..	..	..
Iberville, Que.....	1	..	1	..	..	..	..	..	..	..
Montreal, Que.....	92	2	..	90	89	..	1	73	10	..
Quebec, Que.....	1	..	..	1	1	..	..	..	..	..
St. Francis, Que.....	3	..	..	3	3	..	..	3	..	..
Three Rivers, Que.....	3	2	..	1	1	..	..	..	1	..

## SESSIONAL PAPER No. 10d

Tableau I.

Outrages contre la personne.

Classe i.

Sentence.																Civil Condition. — État civil.		
Penitentiary. — Pénitencier.				Com- mit- ted to Refor- matories.	Other Sen- ten- ces.	Ages & Sexes.												
Two years and un- der five.	Five years and over.	Life.	D'th.			—	—	Under 16 years.	16 years and under 21.	21 years and under 40.	40 years and over.	Not given.				Single	Mar- ried.	Wi- dowed
—	—	—	—	—	—	Moins de 16 ans.	16 ans et moins de 21.	21 ans et moins de 40.	40 ans et plus.	Non- donné.				—	—	—		
Deux ans et m'ns de cinq.	Cinq ans et plus.	A vie.	Le mort	En- voyés à la prison de Ré- forme.	Autres senten- ces.	M. F.	M. F.	M. F.	M. F.	M. F.				Céli- ba- taires	Ma- riés.	En veu- vage.		
						— —	— —	— —	— —	— —								
						H. F.	H. F.	H. F.	H. F.	H. F.								

Voies de fait et lésions corporelles—*Fin.*

[illegible]

Voies de fait et faisant obstacle à un officier de la paix.

.....	.....	.....	.....	.....	2 5	1	.....	8 2	.....	32 11	1	.....	1	.....	1 16	3	.....	31 12	1	.....	10 2	.....	2
.....	.....	.....	.....	.....	.....	.....	.....	.....	.....	1	1	.....	.....	.....	.....	.....	.....	.....	.....	2	.....	.....	
.....	.....	.....	.....	.....	7	1	.....	10	.....	44	.....	2	1	18	3	.....	44	.....	14	.....	2	.....	
.....	.....	.....	.....	.....	.....	.....	.....	.....	.....	11	.....	3	.....	2	.....	.....	5	.....	10	.....	.....	.....	
.....	.....	.....	.....	.....	.....	.....	.....	.....	.....	.....	.....	.....	.....	2	.....	.....	.....	.....	.....	.....	.....	.....	
.....	.....	.....	.....	.....	1	.....	.....	.....	.....	.....	.....	1	.....	1	.....	.....	.....	1	.....	1	.....	.....	
.....	.....	.....	.....	.....	7	.....	.....	1	.....	68	12	6	.....	3	.....	.....	34	.....	43	.....	7	.....	
.....	.....	.....	.....	.....	1	.....	.....	.....	.....	1	.....	1	.....	3	.....	.....	.....	1	.....	1	.....	.....	

Table 1.

Offences against the person.

Class 1.

Judicial Districts in which offence was com- mitted.  Districts judi- ciaires où l'offense a été commise.	Number of Charges  —  Nombre d'accu- sations.	Ac- quit- ted.  —  Ac- quit- tés.  M. F.	De- tained for Lu- nacy.  —  Dé- tenus pour cause de folie.	Convictions. — Condemnations.				Sentence.		
				Total.	Con- victed 1st.  —  Con- dam- nés une fois.	Con- victed 2nd.  —  Con- dam- nés deux fois.	Reite- rated.  —  Plus de 2 rédi- ves.	Committed to Jail. — Emprisonnés.		
								With the option of a fine. — Sur option entre la pri- son ou l'a- m'nde	No option. — Sans option	
									Un- der one year. — Moins d'un an.	One year and over. — Un an et plus.
Assaulting and obstructing police officer—Continued.										
Totals of Quebec.....	102	4	1	97	96	.....	1	77	11	.....
Algoma, Ont.....	16	.....	.....	16	16	.....	.....	13	.....	1
Brant, Ont.....	2	1	.....	1	1	.....	.....	1	.....	.....
Bruce, Ont.....	1	.....	.....	1	1	.....	.....	1	.....	.....
Elgin, Ont.....	5	.....	.....	5	4	1	.....	3	.....	.....
Essex, Ont.....	4	.....	.....	4	4	.....	.....	4	.....	.....
Frontenac, Ont.....	1	.....	.....	1	1	.....	.....	1	.....	.....
Haldimand, Ont.....	1	.....	.....	1	1	.....	.....	1	.....	.....
Hastings, Ont.....	1	.....	.....	1	1	.....	.....	1	.....	.....
Kenora, Ont.....	1	.....	.....	1	1	.....	.....	1	.....	.....
Kent, Ont.....	1	.....	.....	1	1	.....	.....	1	.....	.....
Nipissing, Ont.....	5	.....	.....	5	5	.....	.....	5	.....	.....
Northumberland & Durham, O.....	1	.....	.....	1	1	.....	.....	.....	.....	.....
Ontario, Ont.....	3	.....	.....	3	3	.....	.....	1	.....	.....
Oxford, Ont.....	2	.....	.....	2	2	.....	.....	.....	1	.....
Parry Sound, Ont.....	2	.....	.....	2	2	.....	.....	2	.....	.....
Peel, Ont.....	1	1	.....	.....	.....	.....	.....	.....	.....	.....
Peterborough, Ont.....	1	.....	.....	1	1	.....	.....	1	.....	.....
Prescott & Russell, Ont.....	1	.....	.....	1	1	.....	.....	1	.....	.....
Prince Edward, Ont.....	1	.....	.....	1	.....	1	.....	.....	.....	.....
Renfrew, Ont.....	1	.....	.....	1	1	.....	.....	1	.....	.....
Simcoe, Ont.....	5	.....	.....	5	3	.....	2	5	.....	.....
Stormont, Dundas & Glengarry, O.....	1	.....	.....	1	1	.....	.....	1	.....	.....
Temiskaming, Ont.....	6	1	.....	5	3	2	.....	1	.....	.....
Thunder Bay, Ont.....	8	3	.....	5	5	.....	.....	2	3	.....
Waterloo, Ont.....	4	.....	.....	4	4	.....	.....	2	.....	.....
Welland, Ont.....	12	.....	.....	12	12	.....	.....	12	.....	.....
Wellington, Ont.....	1	.....	.....	1	1	.....	.....	1	.....	.....
Wentworth, Ont.....	12	1	.....	11	8	3	.....	6	5	.....
York, Ont.....	32	3	.....	29	29	.....	.....	15	8	2
Totals of Ontario.....	132	10	.....	122	113	7	2	83	17	3
Manitoba, Eastern.....	2	1	.....	1	1	.....	.....	1	.....	.....
Manitoba, Western.....	1	.....	.....	1	1	.....	.....	1	.....	.....
Battleford, Sask.....	1	.....	.....	1	1	.....	.....	1	.....	.....
Prince Albert, Sask.....	2	1	.....	1	1	.....	.....	1	.....	.....
Regina, Sask.....	6	.....	.....	6	6	.....	.....	6	.....	.....
Weyburn, Sask.....	1	.....	.....	1	1	.....	.....	1	.....	.....
Calgary, Alta.....	2	.....	.....	2	2	.....	.....	2	.....	.....
Edmonton, Alta.....	4	.....	.....	4	1	2	1	4	.....	.....
Atlin, B.C.....	1	.....	.....	1	1	.....	.....	.....	1	.....
Kootenay, B.C.....	4	.....	.....	4	3	.....	1	3	.....	.....
Vancouver, B.C.....	1	.....	.....	1	1	.....	.....	1	.....	.....
Westminster, B.C.....	1	.....	.....	1	1	.....	.....	1	.....	.....
Totals of Canada.....	363	27	1	340	323	12	5	270	30	3





Table I.

## Offences against the person

Class I.

Judicial Districts in which offence was com- mitted.  Districts judi- ciaires où l'offense a été commise.	Number of Charges  —  Nombre d'accu- sations.	Ac- quit- ted.  —  Ac- quit- tés.		De- tained for Lu- nacy.  —  Dé- tenus pour cause de folie.	Convictions. — Condamnations.			Sentence.			
								Committed to Gaol. — Emprisonnés.			
					Total.	Con- victed 1st.	Con- victed 2nd.	Reite- rated.	With the option of a fine. — Sur option entre la pri- son ou l'a- mende	No Option. — Sans option.	
						Con- dam- nés une fois.	Con- dam- nés deux fois.	Plus de 2 rédi- ves.	Un- der one year. — Moins d'un an.	One year and over — Un an et plus.	
		M.	F.								
Assault and Battery.											
Cape Breton, N.S. ....	17	1			16	16			5	7	
Colchester, N.S. ....	1				1	1					
Cumberland, N.S. ....	4				4	4			4		
Guysborough, N.S. ....	1				1	1			1		
Halifax, N.S. ....	8	4			4	3	1			1	
Hants, N.S. ....	1				1	1					
King's, N.S. ....	4				4	4				2	
Pictou, N.S. ....	5	1			4	4			3	1	
Queen's, N.S. ....	3	2	1								
Yarmouth, N.S. ....	11	2			9	8	1		9		
Totals of Nova Scotia.....	55	10	1		44	42	2		22	10	
Charlotte, N.B. ....	1				1	1			1		
Restigouche, N.B. ....	7	1			6	5	1		6		
Westmoreland, N.B. ....	1				1	1				1	
York, N.B. ....	1	1									
Arthabaska, Que. ....	1	1									
Beauharnois, Que. ....	2				2	2					
Chicoutimi, Que. ....	2	2									
Iberville, Que. ....	3				3	3			1	2	
Montmagny, Que. ....	1				1	1			1		
Montreal, Que. ....	117	68	3	m1	45	38	2	5	14	6	
Ottawa, Que. ....	28	3			25	22	2	1	20	1	
Pontiac, Que. ....	8	1			7	7			7		
Richelieu, Que. ....	2	1			1	1					
St. Francis. ....	3				3	3			2		
St. Hyacinthe, Que. ....	5				5	5			3	2	
Terrebonne, Que. ....	7	5			2	2			1	1	
Three Rivers, Que. ....	6	4			2	1		1	2		
Totals of Quebec.....	185	85	3	1	96	85	4	7	51	12	
Algoma, Ont. ....	8	1			7	7			5		
Brant, Ont. ....	36	6	1		29	28		1	23		
Bruce, Ont. ....	6				6	4	1	1	4		
Elgin, Ont. ....	3	1			2	2			2		
Essex, Ont. ....	6				6	6			5		
Frontenac, Ont. ....	6	1			5	5			4		
Haldimand, Ont. ....	3				3	3			2		
Halton, Ont. ....	8				8	7	1		3	1	
Hastings, Ont. ....	2				2	2			1		
Huron, Ont. ....	2				2	2			2		
Kenora, Ont. ....	4				4	4			4		
Kent, Ont. ....	18	4	1		13	10	1	2	12		
Lambton, Ont. ....	10	1			9	7		2	3		
Lanark, Ont. ....	4				4	4			4		
Leeds & Grenville, Ont. ....	3	1			2	2			1		

SESSIONAL PAPER No. 10d

Tableau I.

Outrages contre le personne.

Classe I.

Sentence.						Ages & Sexes.										Civil Condition.			
Penitent ary. — Pénitencier.			D'th.  De mort	Com- mitted to Refor- ma- tories.  En- voyés à la prison de Réfor- me.	Other Sen- tences.  Autres sen- tences.	Under 16 years. — Moins de 16 ans.		16 years and under 21. — 16 ans et moins de 21.		21 years and under 40. — 21 ans et moins de 40.		40 years and over — 40 ans et plus.		Not given. — Non- donné.		Single.  —  Céli- ba- taires.	Mar- ried.  —  Ma- riés.	Wi- dowed  —  En veu- vage.	
Two years and un- der five. — Deux ans et m'ns de cinq.	Five years and over. — Cinq ans et plus.	Life.  —  A vie																	
						M.	F.	M.	F.	M.	F.	M.	F.	M.	F.				
						—	—	—	—	—	—	—	—	—	—				
						H.	F.	H.	F.	H.	F.	H.	F.	H.	F.				

Aggression avec voies de fait.

.....	.....	.....	.....	.....	4 1	.....	.....	4 1	.....	11	.....	1	.....	.....	.....	8	8	.....
.....	.....	.....	.....	.....	.....	.....	.....	1	.....	2	.....	1	.....	.....	.....	3	1	.....
.....	.....	.....	.....	.....	3	1	1	.....	.....	1	.....	.....	.....	1	.....	1	.....	.....
.....	.....	.....	.....	.....	1	.....	.....	1	.....	1	.....	.....	.....	.....	.....	4	.....	.....
.....	.....	.....	.....	.....	2	.....	.....	1	.....	3	.....	.....	.....	.....	.....	2	1	.....
.....	.....	.....	.....	.....	.....	.....	.....	.....	.....	4	.....	.....	.....	.....	.....	1	.....	.....
.....	.....	.....	.....	.....	.....	.....	.....	2	.....	.....	.....	3	.....	.....	.....	4	5	.....
.....	.....	.....	.....	.....	11	1	1	8	1	27	.....	5	.....	1	.....	23	21	.....
.....	.....	.....	.....	.....	.....	.....	.....	.....	.....	.....	.....	.....	.....	1	.....	.....	.....	.....
.....	.....	.....	.....	.....	.....	1	.....	.....	.....	2	.....	4	.....	.....	.....	1	6	.....
.....	.....	.....	.....	.....	.....	.....	.....	.....	.....	.....	.....	.....	.....	.....	.....	.....	.....	.....
.....	.....	.....	.....	.....	2	.....	.....	.....	.....	1	.....	1	.....	.....	.....	.....	2	.....
.....	.....	.....	.....	.....	.....	.....	.....	.....	.....	2	1	.....	.....	.....	.....	.....	3	.....
.....	.....	.....	.....	.....	.....	.....	.....	.....	.....	.....	.....	.....	.....	1	.....	.....	1	.....
2	.....	.....	.....	.....	21	16	1	2	.....	20	2	4	.....	.....	.....	26	18	.....
.....	.....	.....	.....	.....	4	.....	.....	6	.....	17	1	1	.....	.....	.....	16	9	.....
.....	.....	.....	.....	.....	.....	.....	.....	1	.....	3	.....	2	1	.....	.....	3	4	.....
.....	.....	.....	.....	.....	1	.....	.....	.....	.....	.....	.....	1	.....	.....	.....	.....	1	.....
.....	.....	.....	.....	.....	1	.....	.....	.....	.....	3	.....	.....	.....	.....	.....	.....	3	.....
.....	.....	.....	.....	.....	.....	.....	.....	1	.....	4	.....	1	.....	.....	.....	.....	5	.....
.....	.....	.....	.....	.....	.....	.....	.....	.....	.....	1	.....	.....	.....	.....	.....	2	.....	.....
.....	.....	.....	.....	.....	.....	.....	.....	1	.....	1	.....	1	.....	.....	.....	.....	2	.....
2	.....	.....	.....	.....	29	16	1	10	.....	52	4	10	2	1	.....	47	48	.....
.....	.....	.....	.....	.....	.....	.....	.....	.....	.....	.....	.....	.....	.....	.....	.....	.....	.....	.....
.....	.....	.....	.....	.....	2	.....	.....	.....	.....	5	1	1	.....	.....	.....	1	6	.....
.....	.....	.....	.....	.....	6	.....	.....	2	.....	15	3	7	2	.....	.....	11	17	1
.....	.....	.....	.....	.....	2	.....	.....	.....	.....	2	.....	4	.....	.....	.....	2	4	.....
.....	.....	.....	.....	.....	.....	.....	.....	.....	.....	2	.....	.....	.....	.....	.....	1	1	.....
.....	.....	.....	.....	.....	1	1	.....	.....	.....	5	.....	.....	.....	.....	.....	6	.....	.....
.....	.....	.....	.....	.....	.....	.....	.....	.....	.....	1	.....	3	1	.....	.....	1	4	.....
.....	.....	.....	.....	.....	1	.....	.....	.....	.....	1	.....	2	.....	.....	.....	1	3	.....
.....	.....	.....	.....	.....	1	.....	.....	.....	.....	1	.....	.....	.....	.....	.....	7	1	.....
.....	.....	.....	.....	.....	4	1	.....	4	.....	3	.....	1	.....	.....	.....	1	1	.....
.....	.....	.....	.....	.....	.....	.....	.....	.....	.....	1	.....	.....	.....	.....	.....	1	1	.....
.....	.....	.....	.....	.....	.....	.....	.....	.....	.....	2	.....	.....	.....	.....	.....	2	2	.....
.....	.....	.....	.....	.....	.....	.....	.....	.....	.....	4	.....	.....	.....	.....	.....	2	2	.....
.....	.....	.....	.....	.....	1	.....	.....	2	.....	4	.....	4	.....	2	1	2	8	.....
.....	.....	.....	.....	.....	6	.....	.....	.....	.....	5	.....	2	.....	.....	.....	5	4	.....
.....	.....	.....	.....	.....	.....	.....	.....	2	.....	.....	.....	1	.....	.....	.....	4	.....	.....
.....	.....	.....	.....	.....	1	.....	.....	.....	.....	.....	.....	1	.....	.....	.....	1	1	.....

Table 1.

Offences against the person.

Class 1.

Judicial Districts in which offence was com- mitted. — Districts judi- ciaires où l'offense a été commise.	Number of Charges — Nombre d'accu- sations.	Ac- quit- ted. — Ac- quit- tés. — M. F.	De- tained for Lu- nacy. — Dé- tenus pour cause de folie.	Convictions. — Condemnations.				Sentence.		
				Total.	Con- victed 1st. — Con- dam- nés une fois.	Con- victed 2nd. — Con- dam- nés deux fois.	Reite- rated. — Plus de 2 réci- dés.	Committed to Jail. — Emprisonnés.		
								With the option of a fine. — Sur option entre la pri- son ou l'a- mende	No Option. — Sans option.	
									Un- der one year. — Moins d'un an.	One year and over. — Un an et plus.
Assault and battery—Continued.										
Lennox and Addington, Ont.	3	1	2	2	1	1	15	1		
Lincoln, Ont.	32	7	23	22	1	1	1			
Muskoka, Ont.	2	1	2	1	1		1			
Middlesex, Ont.	25	8	17	16		1	17			
Nipissing, Ont.	10	1	9	9			8	1		
Norfolk, Ont.	22	6	14	14			9	1		
Northumberland & Durham, Ont.	5		5	4		1	3			
Ontario, Ont.	9		9	8	1		4			
Oxford, Ont.	20	2	18	17	1		12			
Parry Sound, Ont.	13	2	11	9	1	1	9	1		
Peel, Ont.	7	1	6	5	1		5			
Perth, Ont.	12	1	11	10	1		2	2		
Peterborough, Ont.	7	5	2	2			2			
Prescott and Russell, Ont.	5		5	5			4			
Renfrew, Ont.	15	2	13	13			12			
Simcoe, Ont.	25	6	19	18		1	16	1	1	
Stormont, D'das & Glengary, O.	8	4	3	3			2			
Sudbury, Ont.	7	3	4	4	1	3	3			
Temiskaming Ont.	5		5	4	1		4	1		
Thunder Bay Ont.	38	2	33	33			27			
Welland, Ont.	201	60	136	132	4		102		1	
Wellington, Ont.	12	1	11	11			10	1		
Wentworth, Ont.	1		1	1			1			
York, Ont.	38	4	33	32	1		29			
Totals of Ontario	641	130	494	464	17	13	372	10	3	
Dauphin, Man.	15	5	10	10			6	2		
Manitoba, Central	9	2	7	6	1		4	1		
Manitoba, Eastern	48	7	40	38	1	1	36	2		
Manitoba, Northern	6		6	4	2		5			
Manitoba, Western	35	4	30	27	3		23			
Totals of Manitoba	113	18	93	85	7	1	74	5		
Battleford, Sask.	8		8	6	1	1	5	3		
Humboldt, Sask.	3	1	2	2			2			
Kerr Robert, Sask.	3		3	3			2	1		
Moose Jaw, Sask.	57	22	31	29	1	1	25	3		
Prince Albert, Sask.	10	1	9	8		1	1	25		
Regina, Sask.	1		1	1				1		
Saskatoon, Sask.	1		1	1				1		
Scott, Sask.	2		2	2			2			
Swift Current, Sask.	1		1	1			1			
Weyburn, Sask.	3	2	1	1				1		
Wynyard, Sask.	1		1	1			1			
Yorkton, Sask.	16	6	10	10			2	6		
Totals of Saskatchewan	106	32	70	65	2	3	39	23		

a One to receive 5 lashes—Et à recevoir 5 coups de fouet.



## SESSIONAL PAPER No. 10d

Tableau I.

Outrages contre la personne.

Classe 1.

Sentence.						Ages & Sexes.										Civil Condition — État civil		
Penitentiary. — Pénitencier.			D'th.  De mort	Com- mitted to Refor- ma- tories.  En- voyés à la prison de Réfor- me.	Other Sen- tences.  Autres sen- tences.	Under 16 years.	16 years and under 21.		21 years and under 40.		40 years and over.		Not given.		Single	Mar- ried.	Wi- dowed	
Two years and un- der five. — Deux ans et m'ns de cinq.	Five years and over. — Cinq ans et plus.	Life.  — A vie.				Moins de 16 ans.	16 ans et moins de 21.		21 ans et moins de 40.		40 ans et plus.		Non- donné.					
						M.	F.	M.	F.	M.	F.	M.	F.	M.				F.
						—	—	—	—	—	—	—	—	—				—
						H.	F.	H.	F.	H.	F.	H.	F.	Céli- ba- taires.	Mari- és.	En veu- vage.		

Agression avec voies de fait—Suite.

2	1					13	1	6	2					1	1			
7	1					2		2						10	12			
						3	2	1	1					9	5			
						3	1	4						2	7			
4						5	1	7						4	10			
2						3		1	1			1		2	3			
5						7	1	1						3	6			
6						6	1	7				3		7	10			
1						2		6				3		2	4			
1						3		3						2	3			
7						4		7						3	8			
						1	1							1	1			
1						3		2							5			
1						2	3	1	5			2		4	7			
1						6	1	9						10	9			
1						2		3						1	2			
1						3		1	1					4				
						3		1						3	2			
6						3	1	4	2	1				12	18		1	
33						90	3	28	2	1	2			59	75			
						4		3						5	6			
												1						
4						17	1	5				3		9	21			
109						257	16	122	9	18	3			199	269		2	
2						4		1				4		4	7			
2						5		2						1	6			
2						13	1	14	2	6	3			9	25		2	
1						5		1						3	3			
7						4	2	6				13	1	7	23			
14						31	3	24	2	23	4			24	64		2	
						2		2				4			4			
						1								1	1			
								1				2	1	1				
						15	1	11		4				7	19			
1						6		1						3	6			
								1						1				
						1								1				
								1	1						2			
						1									1			
						1								1				
														1				
						1								1				
						2		5	1	3				4	6			
1						32	2	20		10	1			20	39			

Table 1.

## Offences against the person

Class 1.

Judicial Districts,  in which  offence was com-  mitted.  —  Districts judi- ciaires où l'offense  a été commise.	Number of Charges  —  Nombre d'accu- sations.	Ac- quit- ted.  —  Ac- quit- tés.	De- tained for Lu- nacy.  —  Dé- tenus pour cause de folie.	Convictions. — Condemnations.				Sentence.		
								Committed to Jail. — Emprisonnés.		
				Total.	Con- victed 1st.	Con- victed 2nd.	Reite- rated.	With the option of a fine. — Sur option entre la pri- son ou l'a- mnde	No Option. — Sans option.	
					Con- dam- nés une fois.	Con- dam- nés deux fois.	Plus de 2 rédi- ves.	Un- der one year. — Moins d'un an.	One year and over. — Un an et plus.	
		M.	F.							

Assault and battery—*Concluded.*

Athabaska, Alta. ....	2	...	...	2	2	...	...	...	1	...
Calgary, Alta. ....	3	1	...	2	2	...	...	1	1	...
Edmonton, Alta. ....	62	13	1	48	47	1	...	41	5	...
Lethbridge, Alta. ....	7	...	...	7	7	...	...	6	...	...
Medicine Hat, Alta. ....	1	...	...	1	1	...	...	...	1	...
Red Deer, Alta. ....	1	...	...	1	1	...	...	1	...	...
Stettler, Alta. ....	4	...	...	4	4	...	...	4	...	...
Totals of Alberta. ....	80	14	1	65	64	1	...	53	8	...
Atlin, B.C. ....	9	...	...	9	9	...	...	9	...	...
Cariboo, B.C. ....	3	...	...	3	3	...	...	3	...	...
Kootenay, B.C. ....	9	...	...	9	6	2	1	8	1	...
Vancouver, B.C. ....	3	2	...	6	3	1	2	2	3	...
Victoria, B.C. ....	5	a3	...	2	2	...	...	1	...	...
Westminster, B.C. ....	2	...	...	2	2	...	...	1	1	...
Yale, B.C. ....	10	...	2	8	8	...	...	6	...	...
Totals of British Columbia. ...	46	5	2	39	33	3	3	30	5	...
Yukon. ....	3	...	...	3	3	...	...	3	...	...
Totals of Canada. ....	1,239	296	30	912	948	37	27	651	74	6

## Endangering railway passengers.

King's, N.S. ....	1	...	...	1	1	...	...	...	...	...
Lunenburg, N.S. ....	1	...	...	1	1	...	...	...	...	...
Montmagny, Que. ....	1	1	...	...	...	...	...	...	...	...
Montreal, Que. ....	4	...	...	4	4	...	...	...	...	...
Three Rivers, Que. ....	1	...	...	1	1	...	...	1	...	...
Hastings, Ont. ....	2	2	...	...	...	...	...	...	...	...
Keeweenaw, Ont. ....	2	2	...	...	...	...	...	...	...	...
Ontario, Ont. ....	1	...	...	1	1	...	...	...	...	...
Thunder Bay, Ont. ....	1	...	...	1	1	...	...	...	...	...
Manitoba Eastern ....	1	...	...	1	1	...	...	...	...	...
Manitoba Western. ....	3	...	...	3	3	...	...	...	...	...
Battleford, Sask. ....	1	...	...	1	1	...	...	...	1	...
Yorkton, Sask. ....	2	1	...	1	1	...	...	...	1	...
Totals of Canada. ....	21	6	...	15	15	...	...	1	2	...

a, 2 Nolle Prosequi.

## SESSIONAL PAPER No. 10d

Tableau I.												Outrages contre la personne.												Classe I.		
Sentence.												Ages & Sexes.												Civil Condition.		
Penitentiary. — Pénitencier.			D'th.  De mort	Com- mit- ted to Refor- ma- to- ries.  En- voyés à la prison de Réfor- me.	Other Senten- ces.  Autres senten- cer.	Under 16 years.	16 years and under 21.		21 years and under 40.		40 years and over.		Not given.		Single  Céli- ba- taires	Mar- ried.  Ma- riés.	Wi- dowed  En veu- vage.									
Two years and un- der five.  Deux ans et m <sup>ns</sup> de cinq.	Five years and over.  Cinq ans et plus.	Life.  —  A vie				Moins de 16 ans.	16 ans et moins de 21.		21 ans et moins de 40.		40 ans et plus.		Non- donné.													
						M.	F.	M.	F.	M.	F.	M.	F.	M.				F.								
						H.	F.	H.	F.	H.	F.	H.	F.	H.				F.								

## Aggression avec voies de fait—Fin.

.....	.....	.....	.....	.....	1	.....	.....	.....	1	.....	1	.....	.....	2	.....	.....	.....
.....	.....	.....	.....	.....	2	2	.....	2	18	1	8	.....	17	8	21	.....	.....
.....	.....	.....	.....	.....	1	.....	.....	.....	4	.....	3	.....	.....	4	3	.....	.....
.....	.....	.....	.....	.....	.....	.....	.....	.....	1	.....	.....	.....	.....	1	1	.....	.....
.....	.....	.....	.....	.....	.....	.....	.....	.....	1	.....	.....	.....	.....	.....	.....	.....	.....
.....	.....	.....	.....	.....	.....	.....	.....	.....	2	.....	.....	.....	2	.....	1	.....	.....
.....	.....	.....	.....	.....	4	2	.....	2	28	1	12	.....	20	16	26	.....	.....
.....	.....	.....	.....	.....	.....	.....	.....	.....	.....	.....	.....	9	.....	6	3	.....	.....
.....	.....	.....	.....	.....	.....	.....	.....	.....	2	.....	1	.....	.....	1	2	.....	.....
.....	.....	.....	.....	.....	.....	.....	.....	.....	3	.....	5	1	.....	4	5	.....	.....
.....	.....	.....	.....	.....	1	1	.....	.....	1	.....	4	.....	.....	3	3	.....	.....
.....	.....	.....	.....	.....	1	1	.....	.....	1	.....	.....	.....	.....	2	.....	.....	.....
.....	.....	.....	.....	.....	.....	.....	.....	.....	2	.....	.....	.....	.....	1	1	.....	.....
1	.....	.....	.....	.....	1	.....	.....	.....	4	.....	2	.....	2	5	1	.....	.....
.....	.....	.....	.....	.....	.....	.....	.....	.....	.....	.....	.....	.....	.....	.....	.....	.....	.....
1	.....	.....	.....	.....	3	2	.....	.....	13	.....	12	1	11	22	15	.....	.....
.....	.....	.....	.....	.....	.....	.....	.....	.....	.....	.....	.....	.....	3	1	2	.....	.....
.....	.....	.....	.....	.....	.....	.....	.....	.....	.....	.....	.....	.....	.....	.....	.....	.....	.....
3	.....	.....	.....	1	177	52	2	67	4	442	26	209	14	88	8	353	490

## Exposant au péril les passagers sur les chemins de fer.

.....	.....	.....	.....	.....	1	1	.....	.....	.....	.....	.....	.....	.....	1	.....	.....	.....
.....	1	.....	.....	.....	.....	.....	1	.....	.....	.....	.....	.....	.....	1	.....	.....	.....
.....	.....	.....	.....	.....	.....	.....	.....	.....	.....	.....	.....	.....	.....	.....	.....	.....	.....
.....	.....	.....	.....	.....	4	3	.....	.....	1	.....	.....	.....	.....	4	1	.....	.....
.....	.....	.....	.....	.....	.....	.....	.....	.....	.....	.....	1	.....	.....	.....	.....	.....	.....
.....	.....	.....	.....	.....	.....	.....	.....	.....	.....	.....	.....	.....	.....	.....	.....	.....	.....
.....	.....	.....	.....	.....	1	.....	.....	.....	.....	.....	.....	.....	.....	1	.....	.....	.....
.....	.....	.....	.....	.....	1	.....	.....	.....	1	.....	.....	.....	.....	1	.....	.....	.....
.....	.....	.....	.....	.....	.....	.....	.....	.....	.....	.....	.....	.....	.....	.....	.....	.....	.....
.....	.....	.....	.....	.....	1	1	.....	.....	.....	.....	.....	.....	.....	1	.....	.....	.....
.....	.....	.....	.....	.....	3	3	.....	.....	.....	.....	.....	.....	.....	3	.....	.....	.....
.....	.....	.....	.....	.....	.....	.....	.....	.....	.....	.....	.....	.....	.....	.....	.....	.....	.....
.....	.....	.....	.....	.....	.....	.....	.....	1	.....	.....	.....	.....	.....	1	.....	.....	.....
.....	.....	.....	.....	.....	.....	.....	.....	1	.....	.....	.....	.....	.....	1	.....	.....	.....
.....	1	.....	.....	.....	11	8	.....	4	.....	2	.....	1	.....	14	1	.....	.....

Table 1.

Offences against the person.

Class I.

Judicial District in which offence was com- mitted.  — Districts judi- ciaires où l'offense a été commise.	Number of Charges  —  Nombre d'accu- sations.	Ac- quit- ted.  —  Ac- quit- tés.	De- tained for Lu- nacy.  —  Dé- tenus pour cause de folie.	Convictions. — Condemnations.				Sentences.  Committed to Jail. — Emprisonnés.		
				Total.	Con- victed 1st.	Con- victed 2nd.	Reite- rated.	With the option of a fine. — Sur option entre la pri- son ou la m <sup>nde</sup>	No option. — Sans option.	
					—	—	—		Under one year. — Moins d'un an.	One year and over. — Un an et plus.
					Con- dam- nés une fois.	Con- dam- nés deux fois.	Plus de 2 réci- des.			
		M.	F.							
Refusing or neglecting to support family.										
Cumberland, N.S. ....	1	...	...	1	1	...	...	1	...	...
Halifax, N.S. ....	4	3	...	1	1	...	...	...	...	...
Westmoreland, N.B. ....	3	...	...	3	3	...	...	3	...	...
Bedford, Que. ....	1	...	...	1	1	...	...	...	...	...
Montreal, Que. ....	4	1	1	3	3	...	...	...	1	2
Ottawa, Que. ....	4	1	...	3	2	...	1	1	...	...
St. Francis, Que. ....	23	9	...	14	13	...	1	2	1	...
St. Hyacinthe, Que. ....	2	...	...	2	2	...	...	...	...	...
Totals of Quebec. ....	34	10	1	23	21	...	2	3	2	2
Brant, Ont. ....	19	8	...	11	10	1	...	3	...	...
Elgin, Ont. ....	3	1	...	2	2	...	...	...	...	...
Frontenac, Ont. ....	1	...	...	1	1	...	...	...	...	...
Haldimand, Ont. ....	1	1	...	...	...	...	...	...	...	...
Hastings, Ont. ....	5	...	...	5	5	...	...	...	...	...
Kent, Ont. ....	6	1	...	5	3	2	...	...	...	...
Lambton, Ont. ....	1	...	...	1	1	...	...	...	...	...
Leeds and Grenville, Ont. ....	2	...	...	2	1	1	...	...	1	...
Manitoulin, Ont. ....	1	...	...	1	1	...	...	...	...	1
Middlesex, Ont. ....	1	1	...	1	1	...	...	...	...	...
Muskoka, Ont. ....	1	...	...	1	1	...	...	1	...	...
Nipissing, Ont. ....	4	1	...	3	3	...	...	1	...	...
Northumberland and Durham, Ont. ....	2	...	...	2	2	...	...	...	...	...
Ontario, Ont. ....	1	...	...	1	1	...	...	...	...	1
Peel, Ont. ....	2	...	...	2	2	...	...	...	...	...
Perth, Ont. ....	3	1	...	2	2	...	...	...	1	...
Prince Edward, Ont. ....	2	...	...	2	1	1	...	1	...	...
Simcoe, Ont. ....	1	...	...	1	1	...	...	...	...	...
Waterloo, Ont. ....	2	...	...	2	2	...	...	...	...	...
Welland, Ont. ....	7	1	...	6	6	...	...	...	...	...
Wellington, Ont. ....	1	...	...	1	1	...	...	...	...	1
Wentworth, Ont. ....	6	2	...	4	4	...	...	...	1	1
York, Ont. ....	40	23	...	17	17	...	...	...	8	...
Totals of Ontario. ....	112	40	...	72	67	5	...	6	11	4
Manitoba, Eastern. ....	2	2	...	...	...	...	...	...	...	...
Battleford, Sask. ....	2	...	...	2	2	...	...	2	...	...
Moose Jaw, Sask. ....	3	1	...	2	2	...	...	...	...	...
Swift Current, Sask. ....	1	1	...	...	...	...	...	...	...	...
Wetaskiwin, Alta. ....	1	a 1	...	...	...	...	...	...	...	...
Kootenay, B.C. ....	1	...	...	1	...	1	...	...	...	...
Totals of Canada. ....	164	58	1	105	97	6	2	15	13	6

a, Nolle Prosequi.



## SESSIONAL PAPER No. 10d

Tableau I.													Outrages contre la personne.										Classe I.		
Sentence.						Ages.										Civil Condition.									
Penitentiary. — Pénitencier.			D'th.  De mort.	Com- mit- ted to Refor- ma- tories.  En- voyés à la prison de Réfor- me.	Other Senten- ces.  Autres senten- ces.	Under 16 years.	16 years and under 21.	21 years and under 40.	40 years and over.	Not given.	Single	Mar- ried.	Wi- dowed												
Two years and un- der five.	Five years and over.	Life.				Moins de 16 ans.	16 ans et moins de 21.	21 ans et moins de 40.	40 ans et plus.	Non- donné.															
Deux ans et m'ns de cinq.	Cinq ans et plus.	A vie.				M.	F.	M.	F.	M.				F.	M.	F.									
						H.	F.	H.	F.	H.				F.	H.	F.									
						Céli- ba- taires.	Ma- riés.	En- veu- vage.																	
Refus ou négligence de pourvoir aux besoins de la famille.																									
					1			1					1												
							1		1				3												
					1					1			1												
					2			2		1			2												
					11			11		3			14												
					2			2					2												
					16			15	2	4	1	1	22												
					8			4		7			10												
					2		1	1					2												
					1			1					1												
					5			2		3			4												
					5			2		1			4												
					1			1					1												
					1						2		2												
										1			1												
					2			1		2			3												
					2					2			2												
					2			1					1												
					2			1					1												
					1			2		1			2												
					1			1					1												
					2			2					5												
					6			4		2			1												
								1					1												
					2			3		1			3												
					9			13		4			17												
					51		1	41		26		4	64	1											
											2														
					2			1		1			2												
					1			1					1												
					71		2	60	2	33	1	7	7	94											





Table 1	Offences against the person.							Class 1.		
Judicial District in which offence was com- mitted.  District judi- ciaires où l'offense a été commise.	Number of Charges  —  Nombre d'accu- sations.	Ac- quit- ted.  —  Ac- quit- tés.	De- tained for Lu- nacy.  —  Dé- tenus pour cause de folie.	Convictions. — Condemnations.				Sentence.		
								Committed to Jail. — Emprisonnés.		
				Total.	Con- victed 1st.	Con- victed 2nd.	Reite- rated.	With the option of a fine. — Sur option entre la pri- son ou l'a- m'nde	No Option. — Sans option.	
					Con- dam- nés une fois.	Con- dam- nés deux fois.	Plus de 2 réci- des.		Un- der one year. — Moins d'un an.	One year and over. — Un an et plus.
					M.	F.				
Other offences against the person.— <i>Concluded.</i>										
Parry Sound, Ont. ....	2	2								
Stormont, Dundas & Glengary, O	1			1		1		1		
Wentworth, Ont. ....	1	1								
York, Ont. ....	13	9		4	4			1	1	1
Totals of Ontario. ....	32	17	2	13	11	2	..	5	2	3
Battleford, Sask. ....	1	1								
Kindersley, Sask. ....	1			1	1					1
Moose Jaw, Sask. ....	1			1	1			1		
Moosomin, Sask. ....	1	1								
Regina, Sask. ....	2			2	2				2	
Swift Current, Sask. ....	2			2	2				1	
Totals of Saskatchewan. ....	8	2		6	6			1	3	1
Calgary, Alta. ....	4	3		1	1				1	
Lethbridge, Alta. ....	2			2	2			2		
Medicine Hat, Alta. ....	1			1	1					
Totals of Alberta. ....	7	3		4	4			2	1	
Totals of Canada. ....	54	22	2	30	26	3	1	10	7	4





Table I.

## Offences against property with violence

Class II.

Judicial Districts in which offence was com- mitted.  Districts judi- ciaires où l'offense a été commise.	Number of Charges  Nombre d'accu- sations.	Ac- quit- ted.  Ac- quit- tés.	De- tained for Lu- nacy.  Dé- tenus pour cause de folie.	Convictions. — Condamnations.			Sentence. Committed to Jail — Emprisonnés.			
				Total.	Con- victed 1st.	Con- victed 2nd.	Reite- rated.	With the option of a fine.	No Option.	
					Con- dam- nés une fois.	Con- dam- nés deux fois.	Plus de 2 réci- des.	Sur option entre la pri- son ou l'a- m <sup>nde</sup>	Sans option.	
									Un- der one year.	One year and over.
		M.	F.					Moins d'un an.	Un an et plus.	

## Burglary, house and shop-breaking.

Queen's, P.E.I.	7				6	5	1			
Annapolis, N.S.	3				3	3				
Cape Breton, N.S.	21	1			20	15	5			
Colchester, N.S.	4	4								
Cumberland, N.S.	14	1			13	7	4	2	4	
Digby, N.S.	1				1	1				
Halifax, N.S.	95	17			78	51	20	7	8	
Hants, N.S.	1				1	1				
Pictou, N.S.	11				11	3	3	5		
Queen's, N.S.	4	4								
Yarmouth, N.S.	9				9	8	1			
Totals of Nova Scotia	163	27			136	88	34	14	12	
Charlotte, N.B.	2				2	2				
King's, N.B.	2				2	2				
St. John, N.B.	5	3			2	1	1			
Westmorland, N.B.	6				6	4	2			
York, N.B.	2				2	2		2		
Totals of New Brunswick	17	3			14	11	3		2	
Bedford, Que.	3				3	3				
Chicoutimi, Que.	2	2								
Iberville, Que.	1				1	1				
Montmagny, Que.	3				3	2	1			1
Montreal, Que.	371	71	1	m1	298	182	56	60	1	43
Ottawa, Que.	4	1			3	2	1			2
Pontiac, Que.	1	1								
Quebec, Que.	23	2			21	20	1		1	
Richelieu, Que.	1				1		1			
Rimouski, Que.	1				1		1			
St. Francis Que.	11				11	11			7	
Three Rivers, Que.	8	3			5	3	1	1	3	
Totals of Quebec	429	80	1	1	347	224	60	63	1	55
Algoma, Ont.	54	5			49	36	7	6	1	1
Brant, Ont.	10				10	10		1		
Bruce, Ont.	2				2	2				
Carleton, Ont.	105	7			98	41	18	39	5	31
Elgin, Ont.	16				16	4	9	3	2	3
Essex, Ont.	11	1			10	9		1	1	
Grey, Ont.	3	1			2		2		1	1
Haldimand, Ont.	2				2	2			2	
Hastings, Ont.	11	1			10	9	1		1	
Huron, Ont.	6				6	6		5		
Kenora, Ont.	16				16	5	1	10	2	

## SESSIONAL PAPER No. 10d

Tableau 1.

Délits avec violence contre la propriété.

Classe II.

Sentence.						Ages & Sexes.										Civil Condition.		
Penitentiary. — Pénitencier.			D'th.  De mort.	Com- mit- ted to Refor- ma- to- ries.  En- voyés à la prison de Réfor- me.	Other Senten- ces.  Autres senten- ces.											État civil.		
Two years and un- der five.  Deux ans et m'ns de cinq.	Five years and over.  Cinq ans et plus.	Life.  —  A vie.				Under 16 years.		16 years and under 21.		21 years and under 40.		40 years and over.		Not given.		Singl.  —  Céli- ba- taires	Mar- ried.  —  Ma- riés.	Wi- dowed  —  En veu- vage.
						Moins de 16 ans.		16 ans et moins de 21.		21 ans et moins de 40.		40 ans et plus.		Non- donné.				
						M.	F.	M.	F.	M.	F.	M.	F.	M.	F.			
—	—	—	—	—	—	—	—	—	—	—	—	—	—	—	—			
H.	F.	H.	F.	H.	F.	H.	F.	H.	F.	H.	F.	H.	F.	—	—			

## Vol avec effraction, bris de maisons et de magasins

1					5	5				1						6		
1	1			1	8	9		1		1		1				3		
7				5				5		5		1				19	1	
5				2	2	2		6		5						9	4	
1								1								1		
11	1			11	47	47		18		13						76	2	
					1					1						1		
9	2							11								11		
3	1			1	4	3		3		2		1				8	1	
37	5			20	62	61		45		27		3				128	8	
					2			1						1		2		
				1	1	2				2						2		
					2											2		
					6	4		2								6		
						2		2								1		
				1	11	6		5		2				1		13		
					3	3										3		
										1						1		
1				1		1		1		1						3		
37	11			18	182	136		77		76	1	7		1		267	1	26
1										3						1		
	1			9	10	8		7		6						19	2	
	1									1						1		
	1										1					1		
					4			3		4	4					5	6	
2								4		1						4	1	
41	14			28	199	148		92		93	6	7		1		305	12	26
3				2	42	38		8		3						48		1
					9			10								10		
					2	2										2		
14	1			4	32	32		64				2				96	2	
	1				10	2		12		2						15	1	
				1	8	5		2		2				1		19		
								2								2		
								2								2		
				2	7	8		2								10		
				1		1		4		1						6		
				1	13	14		1		1						16		

Table I.

Offences against property with violence.

Class II.

Judicial District in which offence was com- mitted. — Districts judi- ciaires où l'offense a été commise.	Number of Charges — Nombre d'accu- sations.	Ac- quit- ted. — Ac- quit- tés. — — — M.   F	De- tained for Lu- nacy. — Dé- tenus pour cause de folie.	Convictions. — Condamnations.				Sentence.		
								Committed to Jail. — Emprisonnés.		
				Total	Con- victed 1st. — Con- dam- nés une fois.	Con- victed 2nd. — Con- dam- nés deux fois.	Reite- rated. — Plus de 2 réci- ves.	With the option of a fine. — Sur option entre la pri- son ou l'a- mnde	No Option. — Sans option.	
									Un- der one year. — Moins d'un an.	One year and over. — Un an et plus.

## Burglary shop and housebreaking—Continued.

Kent, Ont. ....	11	3	...	8	3	1	4	...	...	1
Lambton, Ont. ....	1	1	...	...	...	...	...	...	...	...
Lanark, Ont. ....	10	2	...	8	7	...	1	...	...	...
Leeds and Grenville, Ont. ....	16	...	ml	15	10	3	2	...	...	1
Lincoln, Ont. ....	35	6	...	29	10	13	6	...	1	...
Middlesex, Ont. ....	58	14	...	44	27	9	8	...	6	5
Muskoka, Ont. ....	12	2	...	10	9	1	...	...	5	4
Nipissing, Ont. ....	1	...	...	1	1	...	...	1	...	...
Norfolk, Ont. ....	5	...	...	5	1	4	...	...	1	2
Northumberland & Durham, Ont. ....	3	...	...	3	2	1	...	...	2	...
Ontario, Ont. ....	2	1	...	1	1	...	...	...	...	...
Oxford, Ont. ....	7	...	...	7	7	...	...	1	...	...
Parry Sound, Ont. ....	11	...	...	11	8	1	2	...	8	...
Perth, Ont. ....	35	3	...	32	7	7	18	1	13	10
Peterborough, Ont. ....	19	3	...	16	12	3	1	...	4	1
Prince Edward, Ont. ....	1	...	...	1	1	...	...	...	...	...
Rainy River, Ont. ....	2	...	...	2	2	...	...	...	...	...
Simcoe, Ont. ....	2	...	...	2	2	...	...	...	...	2
Sudbury, Ont. ....	10	...	...	10	10	...	...	...	1	2
Temiskaming, Ont. ....	11	2	...	9	3	6	...	2	6	...
Thunder Bay, Ont. ....	23	...	...	23	17	4	2	1	4	3
Waterloo, Ont. ....	19	...	...	19	12	1	6	...	...	4
Welland, Ont. ....	3	1	...	2	2	...	...	...	...	1
Wellington, Ont. ....	2	1	...	1	1	...	...	1	...	...
Wentworth, Ont. ....	111	4	...	107	56	17	34	...	11	7
York, Ont. ....	439	19	...	420	225	80	115	60	74	13
Totals of Ontario. ....	1,085	77	1	1,007	560	187	260	78	157	92
Dauphin, Man. ....	2	...	...	2	1	1	...	...	...	...
Manitoba, Central. ....	14	...	...	14	4	4	6	...	12	1
Manitoba, Eastern. ....	148	9	...	139	90	21	28	...	6	15
Manitoba, Northern. ....	1	...	...	1	1	...	...	...	1	...
Manitoba, Southern. ....	1	1	...	...	...	...	...	...	...	...
Manitoba, Western. ....	67	...	...	67	58	3	6	5	1	...
Totals of Manitoba. ....	233	10	...	223	154	29	40	5	20	16
Battleford, Sask. ....	2	1	...	1	1	...	...	...	1	...
Estevan, Sask. ....	1	...	...	1	1	...	...	...	1	...
Moose Jaw, Sask. ....	5	...	...	5	5	...	...	...	2	1
Prince Albert, Sask. ....	6	...	...	6	4	2	...	1	5	...
Regina, Sask. ....	31	2	...	29	22	3	4	7	8	...
Saskatoon, Sask. ....	9	...	...	9	8	1	...	...	2	1
Swift Current, Sask. ....	5	3	...	2	1	1	...	...	...	...
Yorkton, Sask. ....	2	1	...	1	1	...	...	...	...	...
Totals of Saskatchewan. ....	61	7	...	54	43	7	4	8	19	9



## SESSIONAL PAPER No. 10d

Tableau I.														Délits avec violence contre la propriété.										Classe II.		
Sentence.										Ages & Sexes.										Civil Condition.						
Penitentiary. — Pénitencier.					D'th.  —  De mort.	Com- mit- ted to Refor- ma- to- ries.  En- voyés à la prison de Réfor- me.	Other Senten- ces.  —  Autres senten- ces.	Under 16 years.		16 years and under 21.		21 years and under 40.		40 years and over.		Not given.		Single  —  Céli- ba- taires.	Mar- ried.  —  Mari- és.	Wi- dowed  —  En veu- vage.						
Two years and un- der five.  — Deux ans et m'ns de cinq.	Five years and over.  — Cinq ans et plus.	Life.  —  A vie.	Moins de 16 ans.					16 ans et moins de 21.		21 ans et moins de 40.		40 ans et plus.		Non- donné.												
			M.	F.				M.	F.	M.	F.	M.	F.	M.	F.											
			—	—				—	—	—	—	—	—	—	—											
								H.	F.	H.	F.	H.	F.	H.	F.	H.	F.									

## Vol avec effraction, bris de maisons et de magasins—Suite.

3				4	1	6	1									8		
1				2	5	7										8		
6				2	6	5										15		
1				10	17	24										27	1	
1	6			26	21	14							2			37	1	
				1		6										7		
					1											1		
1					1	2										3	2	
					1	3										3		
					1	1										1		
1					5	6							1			7		
3						6										7	4	
					8	31									1	32		
					11	4										15	1	
					1	1										1		
					2											2		
																2		
7						10										8		
						2										8	1	
9					1	5							1			21	2	
					1	14										14	5	
					1	1										1	1	
																1		
6	3			12	68	71							1			97	8	2
14				38	221	283	2						7			404	9	
70	11			78	521	545	2						8			19	2	
						332	2									946	38	3
2													2				2	
1						11										8		
16	2			4	96	77	2						2			133	6	
						1										1		
				5	56	56							1			66	1	
19	2			9	152	133	2						5			208	9	
													1			1		
					2											1		
						3										4	1	
4				3		2										3	2	
1					5	2							1			16		
2																7	2	
1																1	2	
													1					
8				3	7	2							3			15	7	

a 1 to be whipped—1 à être fouetté.

10c—4

Table I.

## Offences against property with violence

Class II.

Judicial Districts in which offence was com- mitted. — Districts judiciaires où l'offense a été commise.	Number of Charges — Nombre d'accu- sations.	Ac- quit- ted. — Ac- quit- tés.	De- tained for Lu- nacy. — Dé- tenus pour cause de folie.	Convictions. — Condamnations.				Sentence.		
				Total.	Con- victed 1st.	Con- victed 2nd.	Reite- rated	Committed to Jail. — Emprisonnés.		
					— Con- dam- nés une fois.	— Con- dam- nés deux fois.	— Plus de 2 réci- dives.	With the option of a fine.	No Option.	
								— Sur option entre la pri- son ou l'am- nde	— Un- der one year. — Moins d'un an.	— One year and over. — Un an et plus.

## Burglary, shop and housebreaking—Concluded.

Athabaska, Alta. ....	2	...	...	2	1	1	...	...	...	...
Calgary, Alta. ....	17	3	...	14	11	3	...	...	5	1
Edmonton, Alta. ....	4	1	...	3	3	...	...	...	...	...
Medicine Hat, Alta. ....	2	...	...	2	2	...	...	...	...	2
Stettler, Alta. ....	1	...	...	1	1	...	...	1	...	...
Totals of Alberta .....	26	4	...	22	18	4	...	1	5	3
Atlin, B.C. ....	1	...	...	1	1	...	...	...	...	...
Kootenay, B.C. ....	17	...	...	17	16	1	...	6	1	...
Nanaimo, B.C. ....	1	...	...	1	1	...	...	1	...	...
Vancouver, B.C. ....	67	11	1	55	38	6	11	...	...	2
Victoria, B.C. ....	15	2	...	13	13	...	...	...	2	1
Westminster, B.C. ....	9	1	...	8	8	...	...	...	2	1
Yale, B.C. ....	1	1	...	...	...	...	...	...	...	...
Total of British Columbia....	111	15	1	95	77	7	11	7	5	4
Total of Canada .....	1,132	224	2	1,904	1,180	331	393	100	275	133

## Robbery and demanding with menaces.

Cape Breton, N.S. ....	4	1	...	3	3	...	...	...	2	...
Halifax, N.S. ....	4	1	...	3	3	...	...	...	...	2
Pictou, N.S. ....	1	...	...	1	1	...	...	...	...	...
Montreal, Que. ....	69	47	...	22	14	3	5	...	6	1
Pontiac, Que. ....	1	...	...	1	1	...	...	...	...	1
Quebec, Que. ....	4	...	...	4	4	...	...	...	...	...
St. Francis, Que. ....	1	...	...	1	1	...	...	1	...	...
Totals of Quebec. ....	75	47	...	28	20	3	5	1	6	2
Carleton, Ont. ....	5	3	...	2	2	...	...	...	...	...
Essex, Ont. ....	1	...	...	1	1	...	...	...	...	...
Hastings, Ont. ....	2	...	...	2	2	...	...	...	...	2
Kent, Ont. ....	2	...	...	2	2	...	...	...	...	...
Lincoln, Ont. ....	4	2	...	2	2	...	...	...	...	...
Thunder Bay, Ont. ....	1	...	...	1	1	...	...	...	...	...
Welland, Ont. ....	3	...	...	3	3	...	...	...	...	...
Wentworth, Ont. ....	17	6	...	11	9	2	...	2	4	...
York, Ont. ....	24	7	...	17	12	1	4	...	3	1
Totals of Ontario. ....	59	18	...	41	34	3	4	2	7	3
Manitoba, Eastern. ....	2	1	...	1	1	...	...	...	...	...
Moose Jaw, Sask. ....	2	...	...	2	2	...	...	...	...	...
Calgary, Alta. ....	7	4	...	3	3	...	...	...	...	3
Edmonton, Alta. ....	3	1	...	2	1	...	1	...	1	...



9 GEORGE V, A. 1919

Table I.

Offences against property with violence.

Class II.

Judicial District in which offence was com- mitted.  Districts judi- ciaires où l'offense a été commise.	Number of Charges  Nombre d'accu- sations.	Ac- quit- ted.  Ac- quit- tés.		De- tained for Lu- nacy.  Dé- tenus pour cause de folie.	Convictions. — Condamnations.				Sentence.		
					Total.	Con- victed 1st.	Con- victed 2nd.	Reite- rated.	Committed to Jail. — Emprisonnés.		
		M.	F.			— Con- dam- nés une fois.	— Con- dam- nés deux fois.	— Plus de 2 rédi- ves.	With the option of a fine. — Sur option entre la pri- son ou l'a- m'nde	No Option. — Sans option.	Option. — One year and over. — Un an et plus.

Robbery and demanding with menaces—*Concluded.*

Vancouver, B.C.....	11	6	..	..	5	3	1	1	..	..	..
Victoria, B.C.....	1	..	..	..	1	1	..	..	..	..	..
Totals of Canada.....	169	79	..	..	90	72	7	11	3	16	10

## Robbery, highway

Algoma, Ont.....	2	..	..	..	2	2	..	..	..	..	..
Brant, Ont.....	2	..	..	..	2	2	..	..	..	2	..
Parry Sound, Ont.....	3	..	..	..	3	3	..	..	..	..	..
Welland, Ont.....	2	1	..	..	1	1	..	..	..	..	..
York, Ont.....	4	2	..	..	2	2	..	..	..	2	..
Totals of Ontario.....	13	3	..	..	10	10	..	..	..	4	..
Manitoba, Eastern.....	7	..	..	..	7	3	1	3	..	..	..
Totals of Canada.....	20	3	..	..	17	13	1	3	..	4	..

## Robbery, assault and

York, Ont.....	4	2	..	..	2	2	..	..	..	..	..
Manitoba, Eastern.....	6	1	..	..	5	5	..	..	..	..	3
Prince Albert, Sask.....	3	..	..	..	3	2	1	..	1	..	..
Kootenay, B.C.....	1	1	..	..	..	..	..	..	..	..	..
Totals of Canada.....	14	4	..	..	10	9	1	..	1	..	3

## Warehouse and freight, car breaking.

Joliette, Que.....	2	2	..	..	..	..	..	..	..	..	..
Middlesex, Ont.....	1	..	..	..	1	1	..	..	..	1	..
Waterloo, Ont.....	1	..	..	..	1	1	..	..	..	1	..
York, Ont.....	2	..	..	..	2	2	..	..	1	..	..
Manitoba, Eastern.....	9	..	..	..	9	6	1	2	..	1	2
Manitoba, Western.....	14	..	..	..	14	14	..	..	4	..	..
Red Deer, Alta.....	1	..	..	..	1	1	..	..	..	..	..
Totals of Canada.....	30	2	..	..	28	25	1	2	5	1	4



## SESSIONAL PAPER No. 10d

Tableau I.										Délits avec violence contre la propriété.										Classe II.		
Sentence.										Ages and Sexes.										Civil Condition.		
Penitentiary. — Pénitencier.			D'th.  —  De mort	Com- mit- ted to Refor- ma- to- ries.  —  En- voyés à la prison de Réfor- me.	Other Sen- tences.  —  Autres sen- tences.	Under 16 years.			16 years and under 21											21 years and under 40		40 years and over.
Two years and under five.	Five years and over.	Life.				Moins de 16 ans.	16 ans et moins de 21.	21 ans et moins de 40.	40 ans et plus.	Non donné.												
Deux ans et m'ns de cinq.	Cinq ans et plus.	A vie				M.	F.	M.	F.	M.	F.	M.	M.	M.	F.							

## Vol et demandes avec menaces—Fin.

.....	.....	.....	.....	.....	5	.....	.....	2	.....	.....	3	.....	1	1	.....
.....	.....	.....	.....	1	.....	1	.....	.....	.....	.....	.....	1	.....	.....	.....
23	14	.....	.....	3	21	8	18	55	2	3	4	59	23	2	.....

## Vol de grand chemin.

.....	.....	.....	.....	.....	2	.....	2	.....	.....	.....	.....	1	.....	.....	.....
.....	.....	.....	.....	.....	.....	.....	2	.....	.....	.....	.....	2	.....	.....	.....
2	1	.....	.....	.....	.....	.....	.....	3	.....	.....	.....	2	1	.....	.....
.....	1	.....	.....	.....	.....	.....	.....	1	.....	.....	.....	1	.....	.....	.....
.....	.....	.....	.....	.....	.....	.....	1	.....	.....	.....	.....	2	.....	.....	.....
2	2	.....	.....	.....	2	.....	5	.....	5	.....	.....	8	1	.....	.....
.....	.....	.....	.....	2	5	7	.....	.....	.....	.....	.....	7	.....	.....	.....
2	2	.....	.....	2	7	7	5	.....	5	.....	.....	15	1	.....	.....

## Vol avec voies de fait.

2	.....	.....	.....	.....	.....	2	2	1	3	.....	1	.....	.....	1	.....
.....	.....	.....	.....	.....	.....	.....	.....	.....	.....	.....	.....	5	.....	.....	.....
2	.....	.....	.....	.....	.....	.....	.....	.....	3	.....	.....	3	.....	.....	.....
.....	.....	.....	.....	.....	.....	.....	.....	.....	.....	.....	.....	.....	.....	.....	.....
4	.....	.....	.....	.....	.....	2	2	4	4	.....	.....	9	1	.....	.....

## Bris d'entrepôts et de wagons de fret.

.....	.....	.....	.....	.....	.....	.....	.....	.....	.....	.....	.....	.....	.....	.....	.....
.....	.....	.....	.....	.....	.....	.....	.....	.....	.....	.....	.....	.....	.....	.....	.....
.....	.....	.....	.....	.....	.....	.....	.....	.....	.....	.....	.....	.....	.....	.....	.....
.....	.....	.....	.....	.....	1	2	.....	.....	.....	.....	.....	.....	.....	.....	.....
1	4	.....	.....	1	.....	.....	7	.....	2	.....	.....	3	2	.....	.....
.....	.....	.....	.....	2	8	14	.....	.....	.....	.....	.....	14	.....	.....	.....
1	.....	.....	.....	.....	.....	.....	.....	.....	1	.....	.....	1	.....	.....	.....
2	4	.....	.....	3	9	16	7	.....	5	.....	.....	21	3	.....	.....

Table 1.

Offences against property without violence.

Class III.

Judicial Districts in which offence was com- mitted. — Districts judi- ciaires où l'offense a été commise.	Number of Charges — Nombre d'accu- sations.	Ac- quit- ted. — Ac- quit- tés.	De- tained for Lu- nacy. — Dé- tenus pour cause de folie.	Convictions, — Condamnations.				Sentence.		
				Total.	Con- dam- nés une fois.	Con- dam- nés deux fois.	Reite- rated. — Plus de 2 réci- des. —	Committed to Jail. — Emprisonnés		
								With the option of a fine. — Sur option entre la pri- son ou l'a- m'nde	No Option. — Sans option.	
									Un- der one year. — Moise d'un an.	One year and over. — Un an et plus.
		M.	F.							

## Bringing stolen goods into Canada

Algoma, Ont.....	2	...	...	...	2	1	...	1	...	...	...
Essex, Ont.....	1	...	...	...	1	1	...	...	...	...	1
Wentworth, Ont.....	2	1	...	...	1	1	...	...	...	...	...
Totals of Canada.....	5	1	...	...	4	3	...	1	...	...	1

## Embezzlement.

Montreal, Que. ....	1	...	...	...	1	1	...	...	1	...	...
Halton, Ont.....	3	1	...	...	2	1	1	...	...	2	...
York, Ont.....	1	...	...	...	1	...	1	...	...	...	...
Calgary, Alta. ....	1	...	...	...	1	1	...	...	...	...	...
Stettler, Alta.....	1	...	...	...	1	1	...	...	...	1	...
Totals of Canada.....	7	1	...	...	6	4	2	...	1	3	...

## \* False pretences.

Cape Breton, N.S....	3	2	...	...	1	1	...	...	...	1	...
Colchester, N.S....	1	...	...	...	1	1	...	...	...	1	...
Cumberland, N. S....	2	1	...	...	1	...	1	...	...	...	...
Halifax, N.S.....	9	3	...	...	6	2	1	3	...	2	...
Hants, N.S.....	1	...	...	...	1	...	...	1	...	...	...
Queen's, N.S.....	4	...	...	...	4	4	...	...	...	...	...
Totals of Nova Scotia. ....	20	6	...	...	14	8	2	4	...	4	...
Madawaska, N.B.....	1	...	...	...	1	1	...	...	...	...	...
Beauce, Que.....	1	...	...	...	1	1	...	...	...	...	...
Bedford, Que.....	2	1	...	...	1	1	...	...	...	1	...
Montreal, Que.....	82	27	...	...	55	33	14	8	4	7	3
Pontiac, Que.....	1	1	...	...	...	...	...	...	...	...	...
Quebec, Que.....	19	5	...	...	14	13	...	1	...	2	...
St. Francis, Que.....	2	1	...	...	1	1	...	...	...	...	...
Three Rivers, Que.....	2	2	...	...	...	...	...	...	...	...	...
Totals of Quebec.....	109	37	...	...	72	49	14	9	4	10	3
Algoma, Ont.....	14	6	...	...	8	3	3	2	...	...	...
Brant, Ont.....	12	7	...	...	5	5	...	...	2	...	...
Bruce, Ont.....	2	1	...	...	1	1	...	...	1	...	...
Carleton, Ont.....	20	5	...	...	15	12	2	1	3	1	...
Elgin, Ont.....	2	...	...	...	2	2	...	...	...	...	...
Essex, Ont.....	5	...	1	...	4	4	...	...	...	...	...
Grey, Ont.....	4	3	...	...	1	1	...	...	...	...	...
Haldimand, Ont.....	1	...	...	...	1	1	...	...	...	...	...

## SESSIONAL PAPER No. 10d

Tableau I.

Délits sans violence contre la propriété.

### Classe III.

Sentence.							Ages & Sexes.										Civil Condition. — État civil.		
Penitentiary. — Pénitencier.			D'th.  —  De mort.	Com- mit- ted to Refor- ma- to- ries.  En- voyés à la prison de Refor- me.	Other Senten- ces.  Autres senten- ces.	Under 15 years.	16 years and under 21.	21 years and under 40.	40 years and over.	Not given.		Single.  —  Céli- ba- taires.	Mar- ried.  —  Ma- riés.	Wi- dowed  —  En- veu- vage.					
Two years and un- der five.	Five years and over.	Life.				Moins de 16 ans.	16 ans et moins de 21.	21 ans et moins de 40.	40 ans et plus.	Non- donné.									
Deux ans et m's de cinq.	Cinq ans et plus.	A vie.				M.   F.	M.   F.	M.   F.	M.   F.	M.   F.									
—	—	—				—   —	—   —	—   —	—   —	—   —									
—	—	—				—   —	—   —	—   —	—   —	—   —									

Effets volés apportés au Canada.

.....	.....	.....	.....	.....	2	.....	.....	1	1	.....	.....	.....	1	1	.....
.....	.....	.....	.....	.....	1	.....	.....	.....	1	.....	.....	.....	.....	1	.....
.....	.....	.....	.....	.....	.....	.....	.....	.....	.....	.....	.....	.....	.....	.....	.....
.....	.....	.....	.....	.....	3	.....	.....	1	2	1	.....	.....	1	3	.....

Détournement.

										1							1	
					1		1			2							1	2
					1										1			
															1			1
					2		1			2				1	2		1	4

Faux prétextes.

[illegible]

Table 1. Offences against property without violence. Class III.

Judicial Districts in which offence was com- mitted. — Districts judi- ciaires où l'offense a été commise.	Number of Charges — Nombre d'accu- sations.	Ac- quit- ted. — Ac- quit- tés.	De- tained for Lu- nacy. — Dé- tenus pour cause de folie.	Convictions. — Condamnations.				Sentence. — Committed to Jail. — Emprisonnés.			
				Total.	Con- victed 1st. — Con- dam- nés une fois.	Con- victed 2nd. — Con- dam- nés deux fois.	Reite- rated. — Plus de 2 réci- ves.	With the option of a fine. — Sur option entre la pri- son ou l'a- m'nde	No Option. — Saus option.		
									Un- der one year. — Moins d'un an.	One year and over. — Un an et plus.	

False pretences—Continued.

Hastings, Ont .....	1	...	...	...	1	1	...	...	...	...	...
Huron, Ont .....	2	...	...	...	2	2	...	...	2	...	...
Kent, Ont .....	5	2	...	...	3	3	...	...	1	...	...
Lambton, Ont .....	4	1	...	...	3	2	1	...	1	...	...
Leeds and Grenville, Ont .....	2	1	...	...	1	1	...	...	...	...	...
Lennox and Addington, Ont .....	4	...	...	...	4	1	1	2	...	...	...
Middlesex, Ont .....	3	1	...	...	2	2	...	...	...	1	1
Muskoka, Ont .....	2	...	...	...	2	2	...	...	...	2	...
Nipissing, Ont .....	8	2	...	...	6	6	...	...	2	3	1
Norfolk .....	2	...	...	...	2	1	1	...	1	...	1
Northumberland and Durham, Ont .....	3	1	...	...	2	2	...	...	...	1	...
Oxford, Ont .....	2	2	...	...	...	...	...	...	...	...	...
Parry Sound, Ont .....	40	2	...	...	38	34	4	...	29	8	...
Perth, Ont .....	9	5	1	...	3	2	1	...	...	...	...
Peterborough, Ont .....	8	3	...	...	5	4	1	...	2	2	1
Prince Edward, Ont .....	4	1	...	...	3	3	...	...	2	...	...
Renfrew, Ont .....	1	1	...	...	...	...	...	...	...	...	...
Simcoe, Ont .....	11	...	...	...	11	11	...	...	9	...	...
Sudbury, Ont .....	10	1	...	...	9	9	...	...	...	3	...
Temiskaming, Ont .....	10	6	...	...	4	3	1	...	...	1	...
Thunder Bay, Ont .....	5	1	...	...	4	4	...	...	...	...	...
Victoria, Ont .....	1	...	...	...	1	1	...	...	...	...	...
Waterloo, Ont .....	3	...	...	...	3	3	...	...	1	...	...
Wendland, Ont .....	6	4	...	...	2	2	...	...	1	...	...
Wellington, Ont .....	1	1	...	...	...	...	...	...	...	...	...
Wentworth, Ont .....	34	7	1	...	26	16	2	8	6	8	6
York, Ont .....	30	11	...	...	19	18	1	...	1	4	1
Totals of Ontario .....	271	75	3	...	193	162	18	13	67	36	11
Dauphin, Man .....	1	...	...	...	1	1	...	...	...	1	...
Manitoba, Central .....	2	1	...	...	1	1	...	...	...	...	...
Manitoba, Eastern .....	8	3	...	...	5	5	...	...	...	1	...
Manitoba, Northern .....	1	...	...	...	1	1	...	...	...	1	...
Manitoba, Western .....	5	2	...	...	3	3	...	...	1	...	...
Totals of Manitoba .....	17	6	...	...	11	11	...	...	1	3	...
Battleford, Sask .....	7	...	...	...	7	6	1	...	4	1	...
Moose Jaw, Sask .....	10	4	2	...	4	4	...	...	2	2	...
Prince Albert, Sask .....	3	1	...	...	2	1	1	...	...	2	...
Regina, Sask .....	26	6	...	...	20	12	3	5	3	5	3
Saskatoon, Sask .....	14	2	1	...	11	8	1	2	...	6	1
Weyburn, Sask .....	9	1	...	...	8	8	...	...	2	6	...
Yorkton, Sask .....	4	1	...	...	3	3	...	...	...	3	...
Totals of Saskatchewan .....	73	15	3	...	55	42	6	7	11	25	4

a Jury disagreed—Le jury ne s'est pas accordé.



## SESSIONAL PAPER No. 10d

Tableau I.

Délits sans violence contre la propriété.

Classe III.

Sentence.							Ages & Sexes.										Civil Condition.				
Penitentiary. — Pénitencier.				D'th.  —  De mort.	Com- mitted to Refor- ma- to- ries.  En- voyés à la prison de Réfor- me.	Other Senten- ces.  —  Autres senten- ces.											Single.  —  Céli- ba- taires.	Mar- ried.  —  Mari- és.	Wi- dowed  —  En- veu- vage.		
Two years and un- der five.	Five years and over.	Life.  —  A vie.																			
Deux ans et m'ns de cinq.		Cinq ans et plus.				Under 16 years.  Moins de 16 ans.		16 years and under 21.  16 ans et moins de 21.		21 years and under 40.  21 ans et moins de 40.		40 years and over  40 ans et plus.		Not given.  Non- donné.							
M.		F.				M.		F.		M.		F.		M.		F.					
—		—				—		—		—		—		—							
H.		F.				H.		F.		H.		F.		H.		P					

Faux prétextes.—Suite.

1					1			1						2		1		
					2					3						1	2	
	1				1					2				1		2	1	
					1					1						1	4	
	3				1					1		1				1	1	
										1		3		2		4	2	
								1		1						1	1	
1										1				2				
					1			8		23		1		6		32		
					3			3								3		
					1					4				1		1	3	
										1				2			1	
				1	1	1	2			7		1				8	1	
				6			1			8						3	6	
				2			2			2						3	1	
				1			1			3						2	2	
					2					1		1		1		1		1
					1					1				1				
					6	1	4			17	3		1			13	12	
1					12		1			7	3	3	8			1	12	
2	4			1	72	4	1	29	7	103	5	15	1	28		97	63	1
								1									1	
					1					1						1		
					4	2	1				1	1				4	1	
								1								1		
					2					1		2					3	
					7	2	1	2		2	1	3				6	5	
					2					1				6			1	
								1		2		1				1	3	
										1								1
					9			3	1	3	4	7		2		5	13	
					4	1				4		6				3	2	6
										2				6				
														3				
					15	1		4	1	13	4	15		17		12	19	7

Table 1. Offences against property without violence. Class III.

Judicial Districts in which offence was com- mitted. — Districts judi- ciaires où l'offense a été commise.	Number of Charges — Nombre d'accu- sations.	Ac- quit- ted. — Ac- quit- tés. — M. F.		De- tained for Lu- nacy. — Dé- tenus pour cause de folie.	Convictions. — Condamnations.				Sentence.					
					Total.				Committed to Jail. — Emprisonnés.					
									Con- victed 1st. — Con- dam- nés une fois.	Con- victed 2nd. — Con- dam- nés deux fois.	Reite- rated. — Plus de 2 réci- dive.	With the option of a fine. — Sur option entre la pri- son ou l'a- mende	Sans option. — No Option.	
													Un- der one year. — Moins d'un an.	One year and over. — Un an et plus.

## False pretences—Concluded.

Athabaska, Alta.	3	1			2	2				2	
Calgary, Alta.	38	14			24	17	2	5	3	4	3
Edmonton, Alta.	14	6			8	7	1		2	2	3
Lethbrige, Alta.	5	1			4	4				4	
Macleod, Alta.	3	1			2	2			2		
Medicine Hat, Alta.	6	1			5	5			5		
Red Deer, Alta.	6				6	1	2	3		2	4
Stettler, Alta.	2				2	2					1
Totals of Alberta	77	24			53	40	5	8	12	14	11
Atlin, B.C.	2	1			1	1				1	
Kootenay, B.C.	3	1			2	2			1	1	
Vancouver, B.C.	18	8			10	9	1		3	5	
Victoria, B.C.	8				8	7	1			4	
Westminster, B.C.	1				1	1			1		
Totals of British Columbia	32	10			22	20	2		5	11	
Totals of Canada	600	173	6		421	333	47	41	100	103	29

## Feloniously receiving and in possession of stolen goods.

Queen's, P.E.I.	2				2	2			2		
Cape Breton, N.S.	1	1									
Cumberland, N.S.	1	1									
Halifax, N.S.	3	1			2	2					
Pictou, N.S.	1				1	1					
Madawaska, N.B.	1				1	1				1	
Restigouche, N.B.	1	1									
St. John, N.B.	2				2	2					
Westmoreland, N.B.	4	2			2	2					
Montreal, Que.	63	32	5		26	23	2	1	3	3	4
Quebec, Que.	15				15	15				5	2
St. Francis, Que.	5				5	5				5	
Three Rivers, Que.	3	2			1	1				1	
Totals of Quebec	86	34	5		47	44	2	1	3	14	6
Algoma, Ont.	1	1									
Brant, Ont.	9		2		7	5		2	5		
Bruce, Ont.	3	3									
Carleton, Ont.	8	3			5	5				2	
Elgin, Ont.	2	1			1	1					
Essex, Ont.	10	3			7	6	1		2	1	
Grey, Ont.	4	1			3	3			2	1	
Huron, Ont.	1				1	1			1		

## SESSIONAL PAPER No. 10d

[illegible]

Table I.		Offences against property without violence.						Class III.				
Judicial District in which offence was com- mitted. — Districts judi- ciaires où l'offense a été commise.		Number of Charges — Nombre d'accu- sations.	Ac- quit- ted. — Ac- quit- tés.	De- tained for Lunacy. — Dé- tenus pour cause de folie.	Convictions. — Condemnations.				Sentence.			
									Committed to Jail. — Emprisonnés.			
					Total.	Con- victed 1st. — Con- dam- nés une fois.	Con- victed 2nd. — Con- dam- nés deux fois.	Reite- rated. — Plus de 2 réci- des.	With the option of a fine. — Sur option entre la pri- son ou l'a- mnde	No Option. — Sans option.	Un- der one year. — Moins d'un an.	One year and over. — Un an et plus.
			M.	F.								

Feloniously receiving and in possession of stolen goods—*Concluded.*

Kenora, Ont. ....	4	..	..	4	4	..	..	..	2	..
Kent, Ont. ....	2	2	..	..	..	..	..	..	..	..
Leeds and Grenville, Ont. ....	2	2	..	..	..	..	..	..	..	..
Lincoln, Ont. ....	7	3	..	4	2	2	..	2	..	..
Middlesex, Ont. ....	5	1	2	2	1	..	1	..	..	1
Northumberland and Durham, O. ....	1	..	..	1	1	..	..	..	..	..
Ontario, Ont. ....	6	2	..	4	3	1	..	..	..	..
Oxford, Ont. ....	3	..	..	3	3	..	..	..	..	..
Peel, Ont. ....	1	1	..	..	..	..	..	..	..	..
Peterborough, Ont. ....	3	..	..	3	3	..	..	2	..	1
Renfrew, Ont. ....	1	..	..	1	1	..	..	..	1	..
Simcoe, Ont. ....	5	2	..	3	3	..	..	2	1	..
Sudbury, Ont. ....	7	4	2	1	1	..	..	1	..	..
Temiskaming, Ont. ....	4	1	..	3	2	1	..	1	..	1
Thunder Bay, Ont. ....	17	2	..	15	14	..	..	9	..	..
Waterloo, Ont. ....	12	3	..	9	5	1	3	..	5	..
Welland, Ont. ....	17	2	1	14	14	..	..	7	..	1
Wellington, Ont. ....	3	1	..	2	2	..	..	..	..	..
Wentworth, Ont. ....	11	7	..	4	3	1	..	1	1	..
York, Ont. ....	90	17	2	71	57	2	12	28	11	1
Totals of Ontario. ....	239	62	9	168	140	9	19	63	25	5
Manitoba, Central. ....	3	..	..	3	2	..	..	..	3	..
Manitoba, Eastern. ....	27	7	..	20	15	3	2	1	3	2
Battleford, Sask. ....	1	..	..	1	1	..	..	..	..	..
Moose Jaw, Sask. ....	12	6	..	6	5	1	..	1	4	..
Prince Albert, Sask. ....	4	1	..	3	3	..	..	..	2	..
Regina, Sask. ....	14	2	..	12	11	1	..	5	4	1
Saskatoon, Sask. ....	7	2	..	5	4	1	..	..	4	..
Swift Current, Sask. ....	2	2	..	..	..	..	..	..	..	..
Totals of Saskatchewan. ....	40	13	..	27	24	3	..	6	14	1
Calgary, Alta. ....	14	4	2	8	8	..	..	4	1	..
Edmonton, Alta. ....	6	3	..	3	2	1	..	2	1	..
Lethbridge, Alta. ....	2	..	..	..	..	..	..	..	..	..
Totals of Alberta. ....	22	9	2	11	10	1	..	6	2	..
Cariboo, B.C. ....	1	..	..	1	1	..	..	1	..	..
Kootenay, B.C. ....	4	..	..	3	3	..	..	..	..	..
Vancouver, B.C. ....	32	8	..	24	15	4	5	1	3	3
Victoria, B.C. ....	15	8	..	7	6	1	..	..	4	1
Yale, B.C. ....	2	..	..	2	2	..	..	..	1	..
Totals of British Columbia. ....	54	17	..	37	27	5	5	2	8	4
Totals of Canada. ....	487	148	16	323	273	23	27	73	70	18

a, 2 jury disagreed, 2 le jury ne s'est pas accordé.



SESSIONAL PAPER No. 10d

Tableau I.										Délits sans violence contre la propriété.										Classe III.		
Sentence.										Ages & Sexes.										Civil Condition.		
Penitentiary. — Pénitencier.			D'th.  De mort	Com- mitted to Refor- ma- to- ries  En- voyés à la prison de Réfor- me	Other Senten- ces.  Autres senten- ces.	Under 16 years.	16 years and under 21.	21 years and under 40.	40 years and over.	Not given.	Single  Céli- ba- taires	Mar- ried.  Ma- riés.	Wi- dowed  En- veu- vage.									
Two years and un- der five.	Five years and over.	Life.				Moins de 16 ans.	16 ans et moins de 21.	21 ans et moins de 40.	40 ans et plus.	Non- donné.												
Deux ans et m'ns de cinq.	Cinq ans et plus.	A vie				M.	F.	M.	F.	M.				F.	M.	F.						
						H.	F.	H.	F.	H.				F.	H.	F.						

Recel et en possession d'effets volés—Fin.

.....	.....	.....	.....	.....	2	1	2	1	.....	.....	4	.....	.....
.....	.....	.....	.....	.....	2	2	.....	1	1	.....	3	1	.....
.....	.....	.....	.....	.....	1	.....	2	.....	.....	.....	2	.....	.....
.....	.....	.....	.....	.....	1	.....	.....	1	.....	.....	.....	1	.....
.....	.....	.....	.....	.....	4	.....	.....	3	1	.....	4	.....	.....
.....	.....	.....	.....	.....	3	.....	.....	1	2	.....	.....	3	.....
.....	.....	.....	.....	.....	.....	.....	1	.....	1	2	.....	1	.....
.....	.....	.....	.....	.....	.....	1	.....	.....	1	.....	1	1	.....
.....	.....	.....	.....	.....	1	.....	1	.....	2	1	1	1	1
.....	.....	.....	.....	.....	6	1	1	7	1	2	1	4	9
.....	.....	.....	.....	.....	4	1	.....	8	.....	.....	4	4	.....
.....	.....	.....	.....	.....	6	2	1	6	4	1	7	6	.....
.....	.....	.....	.....	.....	2	2	.....	.....	.....	.....	2	.....	.....
.....	.....	.....	.....	.....	2	.....	1	1	1	1	1	2	.....
.....	1	.....	.....	.....	30	31	4	7	1	5	13	9	.....
1	1	.....	.....	.....	73	45	17	1	46	5	18	4	20
.....	.....	.....	.....	.....	.....	.....	.....	.....	.....	.....	12	86	48
.....	.....	.....	.....	.....	.....	.....	.....	.....	.....	.....	.....	.....	.....
.....	.....	.....	.....	.....	14	11	1	3	3	1	2	1	3
.....	.....	.....	.....	.....	.....	.....	.....	.....	.....	.....	.....	16	4
.....	.....	.....	.....	.....	1	.....	.....	4	.....	1	.....	1	1
1	.....	.....	.....	.....	1	.....	.....	2	.....	2	.....	1	3
.....	.....	.....	.....	.....	2	.....	.....	4	1	3	.....	3	.....
1	.....	.....	.....	.....	.....	.....	1	2	2	5	.....	1	6
.....	.....	.....	.....	.....	.....	.....	.....	.....	.....	.....	2	.....	2
2	.....	.....	.....	.....	4	.....	1	12	6	1	7	4	13
.....	1	.....	.....	.....	2	.....	.....	5	1	1	1	3	4
.....	.....	.....	.....	.....	.....	.....	.....	1	2	.....	.....	3	3
.....	.....	.....	.....	.....	.....	.....	.....	.....	.....	.....	.....	.....	.....
.....	1	.....	.....	.....	2	.....	.....	6	3	1	1	3	7
.....	.....	.....	.....	.....	.....	.....	.....	.....	.....	.....	.....	.....	.....
.....	.....	.....	.....	.....	.....	.....	.....	1	.....	.....	.....	1	1
6	.....	.....	.....	.....	3	.....	1	2	.....	.....	.....	1	2
.....	.....	.....	.....	.....	11	10	1	5	8	.....	15	9	.....
.....	.....	.....	.....	.....	2	.....	1	5	1	.....	6	1	.....
.....	.....	.....	.....	.....	1	.....	.....	2	1	.....	1	.....	1
6	.....	.....	.....	.....	17	10	3	14	1	9	.....	23	13
10	2	.....	.....	.....	140	75	1	26	2	108	8	51	11

Table 1.

Offences against property without violence.

Class III.

Judicial Districts in which offence was com- mitted.  Districts judi- ciaires où l'offense a été commise.	Number of Charges  —  Nombre d'accu- sations.	Ac- quit- ted.  —  Ac- quit- tés.	De- tained for Lu- nacy.  —  Dé- tenus pour cause de fo- ie.	Convictions. — Condemnations.				Sentence.		
								Committed to Jail.		
								Emprisonnés.		
								With the option of a fine.	No Option. — Sans option.	
				Con- victed 1st.	Con- victed 2nd.	Reite- rated.	— Sur option contre la pri- son ou l'a- mende	Un- der one year. — Moins d'un an.	One year and over. — Un an et plus.	
		M.	F.	Total.	Con- dam- nés une fois.	Con- dam- nés deux fois.	Plus de 2 rédi- ves.			
Fraud and conspiracy to defraud.										
St. John, N.B.	1			1			1			
Arthabaska, Que	1	1								
Chicoutimi, Que	1	1								
Montcalm, Que	1			1	1			1		
Montreal, Que	27	14	1	12	9	2	1	5	2	
Quebec, Que	7	4		3	3			2		
Totals of Quebec	37	20	1	16	13	2	1	5	2	
Algoma, Ont	2			2	2				1	
Brant, Ont	26	8	1	17	15	1	1	7	1	
Carleton, Ont	4	1		3	3			2	1	
Elgin, Ont	4			4	4			4		
Essex, Ont	5	2		3	3				2	
Frontenac, Ont	5			5	5			4		
Grey, Ont	1			1	1			1		
Haldimand, Ont	2	1		1	1			1		
Hastings, Ont	12	5		7	7			2	1	
Kenora, Ont	6			6	6			4		
Kent, Ont	1			1	1					
Lambton, Ont	1			1	1			1		
Lanark, Ont	2			1	1					
Leeds & Grenville, Ont	1			1	1			1		
Lennox & Addington, Ont	2			2	2					
Lincoln, Ont	3			3	3			1	1	
Middlesex, Ont	6	1		5	3	1	1		3	
Nipissing, Ont	4		1	3	3			1	1	
Norfolk, Ont	2	1		1	1					
Northumberland & Durham, Ont.	7	5	2							
Ontario, Ont	2			2	2			2		
Oxford, Ont	7			7	7			7		
Parry Sound, Ont	2			2	2				1	
Peel, Ont	2			2	2			1		
Perth, Ont	8	3		5	4	1			1	
Peterborough, Ont	2			2	2			2		
Prince Edward, Ont	7			7	6	1		5		
Renfrew, Ont	5	1		4	3		1	4		
Simcoe, Ont	19			19	18		1	13		
Sudbury, Ont	7	2		5	5				5	
Temiskaming, Ont	6	4		2	2			2		
Thunder Bay, Ont	8	1		7	7			1	5	
Victoria, Ont	1			1	1			1		
Waterloo, Ont	2			2	2				1	
Welland, Ont	21	3		18	18			9		
Wentworth, Ont	17	1		16	12	1	3	11	2	
York, Ont	172	57	6	109	96	13		13	29	
Totals of Ontario	384	97	10	277	252	18	7	96	54	

SESSIONAL PAPER No. 10d

Tableau I.												Débits sans violence contre la propriété.										Classe III.		
Sentence.												Ages & Sexes.										Civil Condition.		
Penitentiary. — Pénitencier.			D'th.  —  De mort.	Com- mitted to Refor- ma- to- ries.  —  En- voyés à la prison de Réfor- me.	Other Senten- ces.  —  Autres senten- ces.	Under 16 years		16 years and under 21.		21 years and under 40.		40 years and over.		Not given.		Single.	Mar- ried.	Wi- dowed						
Two years and un- der five.	Five years and over.	Life.				Moins de 16 ans.		16 ans et moins de 21.		21 ans et moins de 40.		40 ans et plus.		Non donné.										
						M.	F.	M.	F.	M.	F.	M.	F.	M.	F.									
						— —																		

Table 1. Offences against property without violence. Class III.

Judicial Districts in which offence was com- mitted. — Districts judi- ciaires où l'offense a été commise.	Number of Charges — Nombre d'accu- sations.	Ac- quit- ted. — Ac- quit- tés.	De- tained for Lu- nacy. — Dé- tenus pour cause de folie.	Convictions. — Condamnations.				Sentence.		
								Committed to Jail. — Emprisonnés.		
								With the option of a fine. — Sur option entre la pri- m'nde	No Option. — Sans option.	
				Total.	Con- victed 1st. — Con- dam- nés deux fois.	Con- victed 2nd. — Con- dam- nés deux fois.	Reite- rated. — Plus de 2 réci- ves.		Un- der one year. = Mois d'un an.	One year and over. — Un- an et plus.

Fraud and conspiracy to defraud—*Concluded.*

Manitoba, Eastern.....	38	8	4	..	26	18	7	1	.....	10	4
Manitoba, Western.....	2	1	..	.....	1	1	.....	.....	1	.....	.....
Battleford, Sask.....	1	..	..	.....	1	1	.....	.....	.....	.....	.....
Kerr Robert, Sask.....	1	..	..	.....	1	1	.....	.....	1	.....	.....
Moose Jaw, Sask.....	8	1	2	.....	5	4	1	.....	2	3	.....
Prince Albert, Sask.....	2	1	..	.....	1	1	.....	.....	.....	.....	.....
Regina, Sask.....	2	1	..	.....	1	1	.....	.....	1	.....	.....
Swift Current, Sask.....	4	..	..	.....	4	4	.....	.....	1	1	.....
Weyburn, Sask.....	1	1	..	.....	.....	.....	.....	.....	.....	.....	.....
Wynyard, Sask.....	1	..	..	.....	1	1	.....	.....	1	.....	.....
Totals of Saskatchewan.....	20	4	2	.....	14	13	1	.....	6	4	.....
Calgary, Alta.....	13	5	3	.....	5	4	1	.....	1	.....	1
Edmonton, Alta.....	10	2	..	.....	8	5	3	.....	5	.....	1
Taber, Alta.....	3	..	..	.....	3	3	.....	.....	3	.....	.....
Totals of Alberta.....	26	7	3	.....	16	12	4	.....	9	.....	2
Kootenay, B.C.....	6	..	..	.....	6	6	.....	.....	2	1	.....
Vancouver, B.C.....	12	10	..	.....	2	2	.....	.....	.....	.....	.....
Westminster, B.C.....	3	2	..	.....	1	1	.....	.....	.....	.....	.....
Totals of British Columbia..	21	12	..	.....	9	9	.....	.....	3	1	.....
Totals of Canada.....	529	149	20	.....	360	318	32	10	120	72	21

## Horse, cattle and sheep stealing.

Lunenburg, N.S.....	1	..	..	.....	1	1	.....	.....	.....	.....	1
Charlotte, N.B.....	2	..	..	.....	2	2	.....	.....	.....	.....	.....
Northumberland, N.B.....	2	..	..	.....	2	2	.....	.....	.....	2	.....
St. Francis, Que.....	1	..	..	.....	1	1	.....	.....	.....	.....	.....
Montmagny, Que.....	2	..	..	.....	2	2	.....	.....	.....	1	.....
Brant, Ont.....	2	..	..	.....	2	2	.....	.....	.....	.....	.....
Hastings, Ont.....	2	1	..	.....	1	1	.....	.....	.....	.....	.....
Lambton, Ont.....	2	..	..	.....	2	1	1	.....	.....	1	.....
Manitoulin, Ont.....	1	..	..	.....	1	.....	.....	1	.....	1	.....
Ontario, Ont.....	2	..	..	.....	2	2	.....	.....	.....	2	.....
Oxford, Ont.....	2	..	..	.....	2	2	.....	.....	.....	.....	.....
Peel, Ont.....	2	1	..	.....	1	1	.....	.....	.....	.....	.....
Peterborough, Ont.....	2	..	..	.....	2	2	.....	.....	.....	.....	1
Prince Edward, Ont.....	2	..	..	.....	2	1	1	.....	1	.....	.....
Renfrew, Ont.....	1	..	..	.....	1	1	.....	.....	.....	1	.....
Simcoe, Ont.....	3	1	..	.....	2	1	1	.....	.....	.....	.....
Stormont, Dundas & Glengarry, O	1	..	..	.....	1	.....	.....	1	.....	.....	.....



## SESSIONAL PAPER No. 10d

Tableau I.										Délits sans violence contre la propriété.										Classe III.		
Sentence.										Ages & Sexes.										Civil Condition. — État civil.		
Penitentiary. — Pénitencier.			Death  —  De mort.	Com- mit- ted to Refor- ma- to- ries.  —  En- voyés à la prison de Réfor- me.	Other Sen- tences.  —  Autres sen- tences.	Under 16 years. — Moins de 16 ans.		16 years and under 21. — 16 ans et moins de 40.		21 years and under 40. — 21 ans et moins de 40.		40 years and over. — 40 ans et plus.		Not given. — Non- donné.		Single  —  Céli- ba- taires.	Mar- ried.  —  Ma- riés.	Wi- dowed  —  En veu- vage.				
Two years and un- der five. — Deux ans et m'ns de cinq.	Five years and over. — Cinq ans et plus.	Life.  —  De mort.																				
						M.	F.	M.	F.	M.	F.	M.	F.	M.	F.							
						—	—	—	—	—	—	—	—	—	—							
						H.	F.	H.	F.	H.	F.	H.	F.	H.	F.							

## Fraude et conspiration de fraude.—Fin.

.....	.....	.....	.....	1	11	.....	4	.....	17	1	4	.....	1	.....	10	16	.....
.....	.....	.....	.....	.....	.....	.....	.....	.....	.....	.....	.....	.....	.....	.....	.....	1	.....
.....	.....	.....	.....	.....	1	.....	.....	.....	1	.....	.....	.....	.....	.....	.....	1	.....
.....	.....	.....	.....	.....	.....	.....	.....	.....	3	.....	1	.....	.....	.....	1	2	.....
.....	.....	.....	.....	.....	1	.....	.....	.....	.....	.....	1	.....	.....	.....	.....	1	.....
1	.....	.....	.....	.....	1	.....	1	.....	1	2	.....	1	.....	.....	2	2	.....
.....	.....	.....	.....	.....	.....	.....	.....	.....	.....	.....	1	.....	.....	.....	.....	.....	.....
.....	.....	.....	.....	.....	.....	.....	.....	.....	.....	.....	.....	.....	.....	.....	.....	.....	.....
1	.....	.....	.....	.....	3	.....	1	.....	5	.....	6	.....	3	.....	6	.....	.....
.....	1	.....	.....	.....	2	.....	1	.....	2	1	.....	1	.....	.....	2	2	.....
.....	.....	.....	.....	.....	2	.....	.....	1	3	1	2	.....	1	.....	2	5	.....
.....	.....	.....	.....	.....	.....	.....	.....	.....	.....	.....	3	.....	.....	.....	.....	.....	.....
.....	.....	.....	.....	.....	4	.....	1	1	5	2	.....	5	.....	.....	4	7	.....
.....	.....	.....	.....	.....	.....	.....	.....	.....	.....	.....	.....	.....	.....	.....	.....	.....	.....
1	1	.....	.....	.....	3	.....	.....	4	1	.....	.....	.....	.....	.....	6	2	.....
.....	.....	.....	.....	.....	.....	.....	.....	.....	1	.....	.....	.....	.....	.....	1	.....	.....
1	1	.....	.....	.....	.....	.....	.....	.....	.....	2	.....	.....	.....	.....	.....	.....	.....
.....	.....	.....	.....	.....	3	.....	4	.....	2	.....	3	.....	.....	.....	7	2	.....
5	2	.....	.....	1	139	4	42	7	148	25	52	2	78	2	155	129	6

## Vol de chevaux, bétail et moutons.

.....	.....	.....	.....	.....	.....	.....	.....	.....	1	.....	.....	.....	.....	.....	1	.....	.....
2	.....	.....	.....	.....	.....	.....	.....	.....	2	.....	.....	.....	.....	.....	2	.....	.....
.....	.....	.....	.....	.....	.....	.....	.....	.....	2	.....	.....	.....	.....	.....	.....	2	.....
1	.....	.....	.....	.....	.....	.....	.....	.....	1	.....	.....	.....	.....	.....	1	.....	.....
1	.....	.....	.....	.....	.....	.....	.....	.....	2	.....	.....	.....	.....	.....	2	.....	.....
.....	.....	.....	.....	.....	.....	.....	.....	.....	.....	.....	.....	.....	.....	.....	.....	.....	.....
2	.....	.....	.....	.....	.....	.....	.....	.....	1	.....	.....	.....	.....	.....	1	1	.....
.....	.....	.....	.....	.....	1	.....	.....	.....	1	.....	.....	.....	.....	.....	1	1	.....
.....	1	.....	.....	.....	.....	.....	.....	.....	1	.....	1	.....	.....	.....	1	1	.....
.....	.....	.....	.....	.....	.....	.....	1	.....	1	.....	.....	.....	.....	.....	1	1	.....
.....	.....	.....	.....	.....	2	.....	1	.....	.....	.....	1	.....	.....	.....	1	1	.....
.....	.....	.....	.....	.....	1	.....	1	.....	.....	.....	.....	.....	.....	.....	1	1	.....
1	.....	.....	.....	.....	1	.....	2	.....	.....	.....	.....	.....	.....	.....	2	2	.....
.....	.....	.....	.....	.....	.....	.....	.....	.....	.....	.....	.....	.....	.....	.....	.....	.....	.....
.....	.....	.....	.....	1	1	1	1	.....	.....	.....	1	.....	.....	.....	2	2	.....
1	.....	.....	.....	.....	.....	.....	1	.....	.....	.....	.....	.....	.....	.....	1	.....	.....

Table I.

Offences against property without violence.

Class III.

Judicial Districts in which offence was com- mitted. — Districts judi- ciaires ou l'offense a été commise.	Number of Charges  — Nombre d'accu- sations.	Ac- quit- ted.  — Ac- quit- tés.		De- tained for Lu- nacy.  — Dé- tenus pour cause de folie.	Convictions, — Condemnations.				Sentence.		
					Total.	Con- victed 1st.	Con- victed 2nd.	Reite- rated.	Committed to Jail. — Emprisonnés.		
						—	—	—	With the option of a fine. — Sur option entre la pri- son ou l'a- m'nde	No Option. — Sans option.	
						Con- dam- nés une fois.	Con- dam- nés deux fois.	Plus de 2 rédi- ves.		Un- der one year. — Moins d'un an.	One year and over. — Un an et plus.
		M.	F.								

Horse, cattle and sheep stealing.—*Concluded.*

Totals of Ontario.....	22	3	..	19	14	3	2	1	5	1
Manitoba, Central.....	1	...	...	1	1	...	...	...	...	1
Manitoba, Eastern.....	4	1	...	3	3	...	...	...	...	...
Battleford, Sask.....	3	3	...	...	...	...	...	...	...	...
Estevan, Sask.....	1	1	...	...	...	...	...	...	...	...
Moose Jaw, Sask.....	3	1	...	2	2	...	...	1	1	...
Saskatoon, Sask.....	1	1	...	...	...	...	...	...	...	...
Swift Current, Sask.....	2	1	...	1	1	...	...	...	...	...
Weyburn, Sask.....	1	...	...	1	1	...	...	...	...	1
Wynyard, Sask.....	2	...	...	2	2	...	...	...	1	1
Totals of Saskatchewan ...	13	7	...	6	6	...	...	1	2	2
Athabaska, Alta.....	1	...	...	1	...	1	...	...	1	...
Calgary, Alta.....	13	6	...	7	6	1	...	...	1	3
Edmonton, Alta.....	7	2	...	5	3	2	...	3	...	2
Lethbridge, Alta.....	2	...	...	2	1	1	...	...	...	2
Macleod, Alta.....	2	...	...	2	2	...	...	...	...	1
Red Deer, Alta.....	2	1	...	1	...	...	1	...	...	...
Settler, Alta.....	1	1	...	...	...	...	...	...	...	...
Wetaskewin, Alta.....	2	1	...	1	1	...	...	1	...	...
Totals of Alberta.....	30	11	...	19	13	5	1	4	2	8
Kootenay, B.C.....	5	...	...	5	4	1	...	...	...	2
Yale, B.C.....	5	2	...	3	3	...	...	1	...	...
Totals of Canada.....	88	24	...	64	52	9	3	7	12	15

Theft.

King's, P.E.I.....	2	1	...	2	2	...	...	...	...	...
Queen's, P.E.I.....	25	2	...	23	21	2	...	1	2	...
Antigonish, N.S.....	1	...	...	1	1	...	...	...	1	...
Cape Breton, N.S.....	92	26	3	63	54	5	4	9	5	...
Colchester, N.S.....	8	1	...	7	7	...	...	...	3	...
Cumberland, N.S.....	31	11	...	20	18	1	1	1	4	5
Digby, N.S.....	2	...	...	2	2	...	...	...	...	...
Guysborough, N.S.....	3	...	...	3	3	...	...	...	...	...
Halifax, N.S.....	185	63	5	117	103	13	1	1	20	8
Hants, N.S.....	8	...	...	8	5	3	...	...	...	...
King's, N.S.....	8	3	...	5	5	...	...	...	1	...
Lunenburg, N.S.....	11	3	1	7	6	1	...	1	...	...
Pictou, N.S.....	19	6	...	13	12	1	...	...	10	...
Queen's, N.S.....	3	1	...	2	2	...	...	...	2	...
Richmond, N.S.....	1	...	...	1	1	...	...	1	...	...

*a Nolle prosequi.*

## SESSIONAL PAPER No. 10d

Tableau I.

Délits sans violence contre la propriété.

Classe III.

Sentence.					Ages & Sexes.										Civil Condition — État civil.					
Penitentiary. — Pénitencier.			D'th.  —  De mort.	Com- mit- ted to Refor- ma- to- ries.  —  En- voyés à la prison de Réfor- me.	Other Senten- ces.  —  Autres senten- ces.	Under 16 years. — Moins de 16 ans.		16 years and under 21. — 16 ans et moins de 21.		21 years and under 40. — 21 ans et moins de 40.		40 years and over. — 40 ans et plus.		Not given. — Non- donné.		Single  —  Céli- ba- taires.	Mar- ried.  —  Ma- riés.	Wi- dowed  —  En veu- vage.		
Two years and un- der five. — Deux ans et m'ns de cinq.	Five years and over. — Cinq ans et plus.	Life.  —  A vie.				M.	F.	M.	F.	M.	F.	M.	F.	M.	F.				M.	F.

Vol de chevaux, bétail et moutons—Fin.

3	2			1	6	3	7	3	3	3	3	12	5
				2	1	1	1		1			2	1
							2					2	
1								1				1	
								1				1	1
1							2	4				4	2
	3						2	1				3	1
1							1	1		1		2	3
	1							1				1	2
								1				1	1
1	4						3	11		1		4	8
1				2		2	1	2				4	1
					2							2	1
10	6			5	9	6	16	23		6	1	7	34

Vol simple.

				2		2						2	
	1			7	12	19	1	3				23	
6				5	38	18	8	3	26		1	7	45
3					1		1		3		1	1	11
8				1	1	2			6		1	11	3
2									1		2		6
	1				2				2				2
4				16	68	42	2	26	34	5	3	3	56
	2			1	5	1		4	3				57
					4	2			2			1	7
4	1				1	1		1	2		1	1	4
					3			5	6		1	1	4
						1		1	1				10
									1				2

Table 1.

Offences against property without violence.

Class III.

Judicial District in which offence was com- mitted.  Districts judi- ciaires où l'offense a été commise.	Number of Charges  Nombre d'accu- sations.	Ac- quit- ted.  Ac- quit- tés.		De- tained for Lu- nacy.  Dé- tenus pour cause de folie.	Convictione. — Condamnations.				Sentence. — Committed to Jail. — Emprisonnés.		
					Total.	Con- victed 1st.	Con- victed 2nd.	Reite- rated.	With the option of a fine  Sur option entre la pri- son ou l'a- mende	No Option — Sans option.	
						—	—	—		Un- her one year	one year and over
		M	F			Con- dam- nés une fois	Con- dam- nés deux fois.	Plus de 2 réci- des.		Moins d'un an.	Un an et plus.

## Theft—Continued.

Shelburne, N.S. ....	1	2	...	...	1	2	1	1	...	1	...
Victoria, N.S. ....	2	1	...	...	1	1	1	...	...	1	...
Yarmouth, N.S. ....	14	2	...	...	12	11	1	...	2	3	...
Totals of Nova Scotia ....	389	114	11	...	264	232	26	6	15	50	13
Carleton, N.B. ....	1	...	...	...	1	...	1	...	...	...	...
Charlotte, N.B. ....	2	2	...	...	...	...	...	...	...	2	...
Gloucester, N.B. ....	5	1	...	...	4	4	...	...	...	2	...
Madawaska, N.B. ....	12	7	...	...	5	5	...	...	1	2	...
Northumberland, N.B. ....	10	1	...	...	9	7	1	1	...	...	...
Restigouche, N.B. ....	11	3	...	...	8	8	...	...	4	2	...
St. John, N.B. ....	137	11	3	...	123	86	11	26	3	5	...
Westmorland, N.B. ....	36	3	...	...	33	25	5	3	1	11	...
York, N.B. ....	16	...	...	...	16	11	2	3	...	6	2
Totals of New Brunswick ....	230	28	3	...	199	146	20	33	9	28	2
Arthabaska, Que. ....	9	4	1	...	4	4	...	...	...	1	...
Beauharnois, Que. ....	2	1	...	...	1	1	...	...	...	1	...
Bedford, Que. ....	18	10	3	...	5	5	...	...	1	...	...
Chicoutime, Que. ....	13	5	...	...	8	8	...	...	...	2	...
Gaspé, Que. ....	3	...	...	...	3	3	...	...	1	2	...
Iberville, Que. ....	23	2	...	...	21	16	1	4	...	10	...
Joliette, Que. ....	4	1	1	...	2	2	...	...	1	1	...
Kamouraska, Que. ....	5	3	...	...	2	2	...	...	...	1	...
Montcalm, Que. ....	5	2	...	...	3	3	...	...	1	2	...
Montmagny, Que. ....	4	...	...	...	4	4	...	...	...	...	...
Montreal, Que. ....	1,464	193	20	ml	1,250	917	171	162	135	275	34
Ottawa, Que. ....	40	12	1	...	27	20	4	3	4	8	...
Pontiac, Que. ....	8	1	...	...	7	7	...	...	...	1	...
Quebec, Que. ....	197	34	...	...	163	152	8	3	1	20	5
Richelieu, Que. ....	11	2	...	...	9	8	...	1	...	5	...
Rimouski, Que. ....	10	2	...	...	8	8	...	...	3	4	...
Saguenay, Que. ....	1	...	...	...	1	1	...	...	...	1	...
St. Francis, Que. ....	40	7	1	...	32	26	2	4	2	13	...
St. Hyacinthe, Que. ....	14	...	...	...	14	12	2	...	2	4	4
Terrebonne, Que. ....	10	3	...	...	7	7	...	...	...	5	...
Three Rivers, Que. ....	27	8	...	ml	18	13	3	2	10	3	...
Totals of Quebec ....	1,908	290	27	2	1,589	1,219	191	179	161	358	43
Algoma, Ont. ....	67	15	...	...	52	44	4	4	5	8	3
Brant, Ont. ....	95	22	2	...	71	48	13	10	13	1	5
Bruce, Ont. ....	32	2	...	...	30	32	5	3	14	10	...
Carleton, Ont. ....	422	59	20	...	343	251	43	49	42	57	11
Dufferin, Ont. ....	2	...	...	...	2	2	...	...	...	...	...
Elgin, Ont. ....	42	5	...	...	37	25	6	6	1	3	4
Essex, Ont. ....	169	24	...	...	145	135	10	...	19	24	3

a, 4 jury disagreed—4 le jury ne s'est pas accordé.





Table 1.

Offences against property without violence.

Class III.

Judicial Districts in which offence was com- mitted. — Districts judi- ciaires où l'offense a été commise.	Number of Charges — Nombre d'accu- sations.	Ac- quit- ted. — Ac- quit- tés. — M. F.	De- tained for Lu- nacy. — Dé- tenus pour cause de folie.	Convictions. — Condamnations.				Sentence.			
								Committed to Jail. — Emprisonnés.			
				Total.	Con- victed 1st. — Con- dam- nés une fois.	Con- victed 2nd. — Con- dam- nés deux fois.	Reite- rated. — Plus de 2 rédi- ves.	With the option of a fine. — Sur option entre la pri- son ou l'a- m'nde	No Option. — Sans option.		
									Un- der one year. — Moins d'un an.	One year and over — Un an et plus.	
Theft—Continued.											
Frontenac, Ont.....	36	12	1	23	16	3	4	1	8	.....	
Grey, Ont.....	36	8	1	27	23	3	1	14	5	4	
Haldimand, Ont.....	8	.....	.....	8	8	.....	.....	.....	1	1	
Halton, Ont.....	20	3	.....	17	11	2	4	1	3	1	
Hastings, Ont.....	54	3	.....	51	51	.....	.....	17	9	3	
Huron, Ont.....	24	.....	.....	24	14	5	5	9	.....	.....	
Kenora, Ont.....	39	9	.....	30	18	4	8	13	1	.....	
Kent, Ont.....	82	16	.....	66	50	12	4	12	6	3	
Lambton, Ont.....	37	7	1	28	22	4	2	4	.....	1	
Lanark, Ont.....	30	3	.....	27	21	2	4	1	4	3	
Leeds and Grenville, Ont.....	30	4	.....	26	20	2	4	1	4	2	
Lennox and Addington, Ont.....	13	1	.....	12	12	.....	.....	1	.....	1	
Lincoln, Ont.....	66	20	2	44	33	7	4	6	10	.....	
Manitoulin Ont.....	6	1	.....	5	5	.....	.....	.....	1	1	
Middlesex, Ont.....	115	11	.....	104	85	11	8	1	8	11	
Muskoka, Ont.....	5	.....	.....	5	5	.....	.....	5	.....	.....	
Nipissing, Ont.....	25	3	1	21	21	.....	.....	11	3	1	
Norfolk, Ont.....	27	19	3	5	4	.....	1	2	1	.....	
Northumberland & Durham, Ont..	46	13	1	32	28	3	1	1	6	2	
Ontario, Ont.....	45	2	.....	43	39	2	2	2	6	.....	
Oxford, Ont.....	40	8	.....	32	30	1	1	14	1	.....	
Parry Sound, Ont.....	56	10	1	45	43	2	.....	14	13	1	
Peel, Ont.....	20	2	.....	18	16	1	1	2	1	.....	
Perth, Ont.....	67	14	.....	53	36	9	8	18	15	.....	
Peterborough, Ont.....	46	7	2	37	25	2	10	12	4	1	
Prescott and Russell, Ont.....	5	.....	.....	5	4	1	.....	1	1	.....	
Prince Edward, Ont.....	14	2	.....	12	11	1	.....	6	.....	.....	
Rainy River, Ont.....	5	2	.....	3	3	.....	.....	1	2	.....	
Renfrew, Ont.....	35	5	.....	30	25	4	1	17	5	.....	
Simcoe, Ont.....	77	5	1	71	63	8	.....	19	8	6	
Stormont, Dundas & Glengary, O.	12	1	.....	11	8	1	2	1	3	2	
Sudbury, Ont.....	77	16	3	58	54	1	3	15	17	1	
Temiskaming, Ont.....	93	22	3	68	55	10	3	11	8	1	
Thunder Bay, Ont.....	150	28	3	119	116	3	.....	69	8	1	
Victoria, Ont.....	20	2	.....	18	15	2	1	4	3	.....	
Waterloo, Ont.....	77	6	.....	71	56	9	6	2	3	13	
Welland, Ont.....	184	34	4	146	145	1	.....	53	9	2	
Wellington, Ont.....	68	12	.....	56	44	8	4	5	17	.....	
Wentworth, Ont.....	431	85	1	345	243	51	51	38	65	10	
York, Ont.....	2,019	256	41	1,722	1,313	197	212	152	587	38	
Totals of Ontario.....	5,069	779	91	4,198	3,318	453	427	650	949	136	
Dauphin, Man.....	11	3	.....	8	8	.....	.....	.....	3	2	
Manitoba, Central.....	56	8	3	45	30	1	14	18	9	5	
Manitoba, Eastern.....	647	57	10	580	489	34	57	83	64	26	
Manitoba, Northern.....	18	1	1	16	16	.....	.....	12	.....	.....	
Manitoba, Southern.....	2	1	.....	1	1	.....	.....	1	.....	.....	
Manitoba, Western.....	90	13	.....	77	67	1	9	35	2	2	
Totals of Manitoba.....	824	83	14	727	611	36	80	149	78	35	

a, 2 Jury disagreed. 2 le jury ne s'est pas accordé.

## SESSIONAL PAPER No. 10d

Tableau I.													Délits sans violence contre la propriété.													Classe III.		
Sentence.													Ages & Sexes.													Civil Condition.		
Penitentiary.			D'th.	Com- mitted to Refor- ma- to- ries.	Other Sen- tences.	Ages & Sexes.												État civil.										
Pénitencier.						De mort.	En- voyés à la prison de Réfor- me.	Autres sen- tences.	Under 16 years.		16 years and under 21.		21 years and under 40.		40 years and over.		Not given.		Single.	Mar- ried.	Wi- dowed							
Two years and un- der five.	Five years and over.	Life.							Moins de 16 ans.	16 ans et moins de 21.	21 ans et moins de 40.	40 ans et plus.	Non- donné.	Céli- ba- taires.	Ma- riés.	En veu- vage.												
Deux ans et moins de cinq.	Cinq ans et plus.	A vie.				M.	F.	M.	F.	M.	F.	M.	F.	M.	F.													
.....	.....	.....	.....	.....	.....	.....	.....	.....	.....	.....	.....	.....	.....	.....	.....	.....	.....	.....										
.....	.....	.....	.....	5	.....	9	3	14	.....	3	1	1	.....	1	9	18	3	.....										
.....	.....	.....	.....	.....	.....	4	1	6	1	9	.....	1	.....	9	.....	9	9	.....										
.....	.....	.....	.....	.....	.....	6	2	.....	.....	2	.....	3	.....	1	.....	5	2	1										
.....	.....	.....	.....	1	.....	11	1	4	.....	9	.....	1	1	1	.....	7	7	1										
1	.....	.....	.....	5	.....	16	9	12	.....	11	3	2	2	12	.....	28	9	2										
.....	.....	.....	.....	2	.....	13	3	3	.....	6	.....	12	.....	.....	.....	16	8	.....										
.....	.....	.....	.....	1	.....	15	16	1	1	8	.....	2	2	.....	.....	19	11	.....										
3	.....	.....	.....	6	.....	36	15	18	.....	20	.....	3	.....	10	.....	51	12	1										
.....	.....	.....	.....	.....	.....	23	6	3	1	13	.....	3	.....	2	.....	14	12	.....										
1	.....	.....	.....	2	.....	16	10	1	.....	9	.....	4	.....	3	.....	14	8	1										
.....	.....	.....	.....	3	.....	16	10	8	.....	5	2	.....	.....	1	.....	19	7	.....										
.....	1	.....	.....	2	.....	7	4	1	2	4	.....	.....	.....	1	.....	9	2	.....										
4	.....	.....	.....	6	.....	18	22	9	.....	7	1	3	1	1	.....	35	6	1										
.....	.....	.....	.....	.....	.....	3	1	2	.....	2	.....	2	.....	.....	.....	3	2	.....										
6	.....	.....	.....	12	.....	66	46	5	21	1	22	5	3	1	.....	81	23	.....										
.....	.....	.....	.....	.....	.....	.....	.....	.....	.....	.....	.....	.....	.....	4	1	.....	.....	.....										
.....	.....	.....	.....	1	.....	5	6	2	.....	5	1	5	2	.....	.....	13	8	.....										
.....	.....	.....	.....	.....	.....	2	.....	1	.....	1	1	1	.....	1	.....	1	3	.....										
.....	.....	.....	.....	2	.....	23	16	1	5	7	.....	2	.....	1	.....	29	3	.....										
.....	2	.....	.....	.....	.....	33	2	7	2	12	7	1	1	9	2	25	17	.....										
.....	.....	.....	.....	.....	.....	15	2	11	1	8	.....	8	.....	1	.....	19	9	.....										
1	.....	.....	.....	1	.....	15	3	7	.....	17	.....	4	.....	13	1	30	1	.....										
.....	.....	.....	.....	.....	.....	15	5	9	.....	2	.....	1	1	1	.....	13	4	.....										
1	.....	.....	.....	.....	.....	19	.....	23	.....	23	.....	1	.....	3	3	33	10	.....										
.....	.....	.....	.....	4	.....	16	25	1	.....	4	2	3	.....	1	1	31	4	.....										
.....	.....	.....	.....	.....	.....	3	.....	.....	.....	3	.....	2	.....	.....	.....	5	.....	.....										
.....	.....	.....	.....	.....	.....	6	5	1	.....	1	2	.....	.....	3	.....	7	2 <sup>a</sup>	.....										
.....	.....	.....	.....	.....	.....	.....	.....	.....	.....	2	.....	.....	.....	1	.....	2	.....	.....										
.....	.....	.....	.....	.....	.....	8	7	15	1	5	.....	2	.....	.....	.....	28	1	.....										
1	.....	.....	.....	12	.....	25	29	1	16	1	17	.....	3	.....	4	57	9	1										
.....	.....	.....	.....	.....	.....	5	.....	9	.....	1	.....	1	.....	.....	.....	10	1	.....										
.....	.....	.....	.....	.....	.....	22	7	3	.....	34	1	3	.....	10	.....	27	21	.....										
3	.....	.....	.....	.....	.....	45	24	12	1	19	2	4	.....	6	.....	48	14	.....										
2	.....	.....	.....	1	.....	38	17	24	.....	37	8	16	1	15	1	60	43	.....										
1	.....	.....	.....	2	.....	11	8	2	.....	2	.....	.....	.....	5	1	12	2	.....										
.....	.....	.....	.....	.....	.....	46	16	1	15	1	30	.....	2	.....	.....	52	13	.....										
7	.....	.....	.....	.....	.....	70	31	1	27	1	50	7	21	5	1	88	53	4										
4	2	.....	.....	6	.....	a31	29	6	1	12	5	2	.....	1	.....	37	17	1										
.....	.....	.....	.....	3	.....	b183	107	23	74	5	76	11	23	3	23	248	71	2										
2	10	.....	.....	37	.....	845	664	32	387	36	335	124	65	35	38	980	221	.....										
26	2	.....	.....	72	.....	.....	.....	.....	.....	.....	.....	.....	.....	.....	.....	.....	.....	.....										
74	19	.....	.....	237	.....	2,133	1389	76	928	66	963	238	242	66	211	19	2,705	780	19									
.....	.....	.....	.....	.....	.....	3	.....	2	.....	4	.....	1	.....	1	.....	3	2	.....										
5	.....	.....	.....	.....	.....	8	5	4	14	15	2	2	.....	3	.....	27	15	.....										
10	.....	.....	.....	29	.....	368	250	36	76	21	74	68	16	18	21	424	121	10										
.....	.....	.....	.....	.....	.....	4	.....	6	.....	3	.....	.....	.....	3	.....	13	.....	.....										
.....	.....	.....	.....	.....	.....	.....	.....	.....	.....	.....	.....	.....	.....	1	.....	.....	.....	.....										
.....	.....	.....	.....	9	.....	b29	43	1	4	1	14	.....	2	.....	12	57	14	.....										
15	.....	.....	.....	38	.....	412	302	41	102	22	110	70	21	18	41	524	152	10										

a, 6 to be given 5 lashes each and 10 to receive 7 lashes each. 6 devant recevoir cinq coups de fouet  
chacun et 10 sept coups chacun. b, 1 to be whipped. 1 à être fouetté.

Table I.

Offences against property without violence.

Class III.

Judicial Districts, in which offence was com- mitted. — Districts judi- ciaires où l'offense a été commise.	Num ber of Charges  —  Nombre d'accu- sations.	Ac- quit- ted.  —  Ac- quit- tés.	De- tained for Lu- nacy.  —  Dé- tenus pour cause de folie.	Convictions. — Condamntations.				Sentence.		
				Total.	Con- victed 1st.  —  Con- dam- nés une fois.	Con- victed 1st.  —  Con- dam- nés deux fois.	Reite- rated.  —  Plus de 2 réci- di- ves	Committed to Jail.		
								Emperisonnés.		
								With the option of a fine. — Sur option entre la pri- son ou l'a- m <sup>nde</sup>	No Option. — Sans option.	No Option. — Sans option.
		M	F						Under one year. — Moins d'un an.	One year and over. — Un- an et plus.
Theft.— <i>Concluded.</i>										
Battleford, Sask.....	27	3	..	24	22	2	....	16	9	....
Cannington, Sask.....	14	6	..	8	8	..	....	4	3	....
Estevan, Sask.....	25	..	..	25	25	..	....	23	2	....
Humboldt, Sask.....	19	7	..	12	12	..	....	4	3	....
Kerr-Robert, Sask.....	16	1	..	15	15	..	....	13	2	....
Kindersley, Sask.....	1	..	..	1	1	..	....	..	..	....
Melville, Sask.....	10	2	..	8	8	..	....	7	1	....
Moose Jaw, Sask.....	90	23	6	61	57	2	2	31	15	2
Moosomin, Sask.....	15	1	..	14	14	..	....	6	4	1
Prince Albert, Sask.....	51	11	..	46	42	3	1	11	23	1
Regina, Sask.....	166	18	..	148	142	2	4	68	27	7
Saskatoon, Sask.....	122	13	4	105	92	8	5	25	25	5
Scott, Sask.....	8	1	..	7	7	..	....	6	1	....
Swift Current, Sask.....	53	14	..	39	37	1	1	22	10	3
Weyburn, Sask.....	49	6	..	43	43	..	....	33	6	1
Wynyard, Sask.....	5	1	..	4	4	..	....	2	1	....
Yorkton, Sask.....	33	1	1	31	31	..	....	22	8	....
Totals of Saskatchewan.....	710	108	14	591	560	18	13	293	137	29
Athabaska, Alta.....	19	6	..	13	11	1	1	8	2	1
Bassano, Alta.....	4	..	..	4	4	..	....	4	..	....
Calgary, Alta.....	185	49	7	129	92	13	24	42	37	27
Edmonton, Alta.....	166	43	4	119	106	10	3	47	48	7
Lethbridge, Alta.....	56	9	..	47	46	1	..	18	25	1
Macleod, Alta.....	27	..	1	26	26	..	....	21	2	1
Medicine Hat, Alta.....	33	8	..	25	24	1	..	14	5	3
Red Deer, Alta.....	21	..	1	20	20	..	....	15	5	....
Stettler, Alta.....	14	2	..	12	12	..	....	9	..	....
Taber, Alta.....	5	..	..	5	5	..	....	5	..	....
Wetaskiwin, Alta.....	39	10	..	29	29	..	....	23	4	....
Totals of Alberta.....	569	127	13	429	375	26	28	206	128	40
Atlin, B.C.....	15	3	..	12	12	..	....	5	5	....
Cariboo, B.C.....	5	..	..	5	3	2	..	1	2	2
Kootenay, B.C.....	27	2	1	24	18	4	2	4	5	1
Nanaimo, B.C.....	10	2	..	8	8	..	....	..	3	2
Vancouver, B.C.....	238	53	6	179	148	20	11	15	35	10
Victoria, B.C.....	79	25	..	54	52	2	..	3	16	2
Westminster, B.C.....	23	4	..	19	19	..	....	6	3	....
Yale, B.C.....	23	2	..	21	18	2	1	1	15	1
Totals of British Columbia...	420	91	7	322	278	30	14	35	84	18
Yukon.....	9	3	..	6	5	1	....	3	3	..
Totals of Canada.....	10,156	1626	177	8,350	6,767	803	780	1,522	1,817	307

a 1 Nolle prosequi.



## SESSIONAL PAPER No. 10d

Tableau I.										Délits sans violence contre la propriété.										Classe III.		
Sentence.						Ages & Sexes.										Civic Condition. — État civil.						
Penitentiary. — Pénitencier.			Death — De mort.	Com- mit- ted to Refor- ma- to- ries. — En- voyés aux mai- sons de Réfor- me.	Other Sen- tences. — Autre sen- tences.	Under 16 years. — Moins de 16 ans.		16 years and under 21. — 16 ans et moins de 21.		21 years and under 40. — 21 ans et moins de 40.		40 years and over. — 40 ans et au- dessus.		Not given. — Non- donnés		Single. — Céli- ba- taires.	Mar- ried. — Mari- és.	Wi- dowed — En- veu- vage.				
Two years and under five. — Deux ans et moin de cinq.	Five years and over. — Cinq ans et plus.	Life. — A vie				M.	F.	M.	F.	M.	F.	M.	F.	M.	F.				M.	F.		
.....	.....	.....	.....	.....	2	.....	.....	.....	2	.....	1	.....	20	2	.....	1	1	.....				
.....	.....	.....	.....	.....	1	.....	.....	.....	2	.....	.....	.....	5	.....	.....	.....	.....	.....				
.....	.....	.....	.....	.....	5	.....	.....	.....	3	.....	.....	.....	25	1	.....	1	.....	.....				
.....	.....	.....	.....	.....	.....	.....	.....	.....	.....	.....	.....	.....	8	.....	.....	.....	.....	.....				
.....	.....	.....	.....	.....	1	.....	.....	.....	1	.....	.....	.....	15	.....	.....	.....	.....	.....				
.....	.....	.....	.....	.....	.....	.....	.....	.....	.....	.....	.....	.....	7	1	.....	.....	.....	.....				
2	.....	.....	.....	.....	11	.....	.....	3	.....	30	6	1	1	20	.....	20	21	.....				
1	.....	.....	.....	.....	2	.....	.....	.....	.....	.....	.....	.....	14	.....	.....	.....	.....	.....				
3	1	.....	.....	.....	7	.....	.....	9	.....	16	.....	1	.....	20	.....	19	6	1				
4	.....	.....	.....	.....	42	.....	.....	15	1	28	9	4	2	88	1	33	26	.....				
3	.....	.....	.....	.....	47	26	1	8	3	29	3	7	.....	28	.....	55	22	.....				
.....	.....	.....	.....	.....	.....	.....	.....	.....	.....	.....	.....	.....	6	1	.....	.....	.....	.....				
1	.....	.....	.....	.....	3	.....	.....	2	.....	12	.....	3	.....	22	.....	10	7	.....				
1	.....	.....	.....	.....	2	.....	.....	1	.....	6	.....	1	.....	34	1	8	.....	.....				
.....	.....	.....	.....	.....	1	.....	.....	.....	.....	2	.....	.....	.....	2	.....	.....	2	.....				
.....	.....	.....	.....	.....	1	1	.....	.....	.....	6	.....	.....	.....	24	.....	1	6	.....				
15	1	.....	.....	.....	125	27	1	38	4	137	18	18	3	338	7	148	94	1				
.....	.....	.....	.....	.....	2	.....	.....	.....	.....	4	.....	.....	.....	8	1	3	.....	1				
.....	.....	.....	.....	.....	.....	.....	.....	.....	.....	.....	.....	.....	.....	3	1	.....	.....	.....				
2	.....	.....	.....	.....	20	.....	.....	34	3	38	5	11	9	27	2	64	35	.....				
6	1	.....	.....	.....	10	.....	1	11	.....	29	3	9	1	64	1	27	29	1				
2	.....	.....	.....	.....	1	.....	.....	3	.....	8	.....	.....	.....	35	1	6	4	.....				
1	.....	.....	.....	.....	1	.....	.....	2	.....	4	.....	.....	.....	18	2	.....	.....	.....				
1	1	.....	.....	.....	1	.....	.....	4	.....	6	.....	1	.....	14	.....	8	3	.....				
.....	.....	.....	.....	.....	.....	.....	.....	.....	.....	.....	.....	.....	.....	20	.....	.....	.....	.....				
2	.....	.....	.....	.....	1	.....	.....	1	.....	1	.....	3	.....	7	.....	2	3	.....				
.....	.....	.....	.....	.....	.....	.....	.....	.....	.....	.....	.....	.....	.....	4	1	.....	.....	.....				
.....	.....	.....	.....	.....	2	.....	.....	2	.....	.....	1	1	.....	21	4	3	1	.....				
14	2	.....	.....	1	38	.....	1	57	3	90	9	25	10	221	13	120	75	2				
.....	.....	.....	.....	.....	2	.....	.....	1	.....	9	.....	1	.....	1	.....	5	6	.....				
.....	.....	.....	.....	.....	.....	.....	.....	.....	.....	1	.....	.....	.....	3	.....	2	.....	.....				
.....	1	.....	.....	.....	10	10	.....	2	.....	10	1	1	.....	.....	.....	21	3	.....				
.....	.....	.....	.....	.....	3	.....	.....	.....	.....	.....	.....	.....	.....	8	.....	.....	.....	.....				
2	.....	.....	.....	.....	6	111	67	2	44	1	43	5	13	1	3	148	29	.....				
1	.....	.....	.....	.....	8	24	25	1	5	1	10	4	3	4	1	39	10	.....				
.....	.....	.....	.....	.....	.....	10	6	.....	4	.....	3	.....	3	2	1	14	3	.....				
.....	.....	.....	.....	.....	4	.....	.....	2	.....	9	1	4	2	3	.....	5	13	.....				
3	1	.....	.....	20	161	108	3	59	2	85	11	25	3	24	2	234	64	.....				
.....	.....	.....	.....	.....	.....	.....	.....	.....	.....	4	.....	2	.....	.....	.....	4	2	.....				
217	39	.....	.....	454	3,994	2547	155	1542	148	2010	424	479	112	890	43	5,264	1,631	56				

Vol simple.—Fin.

Table I

Offences against property without violence.

Class III.

Judicial Districts in which offence was com- mitted.  Districts judi- ciaires où l'offense a été commise.	Number of Charges  —  Nombre d'accu- sations.	Ac- quit- ted.  —  Ac- quit- tés.  —  M. F.	De- tained for Lu- nacy.  —  Dé- tenus pour cause de folie.	Convictions. — Condemnations.				Sentence.		
								Committed to Jail.		
								Emprisonnés.		
				Con- victed 1st.	Con- victed 2nd.	Reite- rated.	With the option of a fine. — Sur option entre la pri- son ou l'a- mende	No option. — Sans option	Under one year. — Moins d'un an.	One year and over. — Un an et plus.
Total.	Con- dam- nés une fois.	Con- dam- nés deux fois.	Plus de 2 rédi- ves.							
Theft from the person.										
Montreal, Que.....	59	34	5	20	12	4	4	.....	3	1
Quebec, Que.....	2	1	.....	1	1	.....	.....	.....	1	.....
Rimouski, Que.....	1	.....	.....	1	1	.....	.....	.....	1	.....
Total of Quebec.....	62	35	5	22	14	4	4	.....	5	1
Carleton, Ont.....	5	2	1	2	2	.....	.....	.....	.....	1
Essex, Ont.....	1	1	.....	.....	.....	.....	.....	.....	.....	.....
Hastings, Ont.....	1	.....	.....	1	1	.....	.....	.....	.....	1
Middlesex, Ont.....	1	1	.....	.....	.....	.....	.....	.....	.....	.....
Northumberland & Durham, Ont..	2	1	.....	1	.....	.....	1	.....	.....	1
Peterborough, Ont.....	1	.....	.....	1	1	.....	.....	1	.....	.....
Thunder Bay, Ont.....	1	1	.....	.....	.....	.....	.....	.....	.....	.....
Wentworth, Ont.....	1	.....	1	.....	.....	.....	.....	.....	.....	.....
York, Ont.....	7	.....	.....	7	2	.....	5	.....	.....	.....
Totals of Ontario. ....	20	6	2	12	6	.....	6	1	.....	3
Manitoba, Eastern. ....	17	4	1	12	9	3	.....	.....	2	3
Moose Jaw, Sask.....	1	1	.....	.....	.....	.....	.....	.....	.....	.....
Calgary, Alta .....	7	3	1	3	2	1	.....	.....	1	1
Kootenay, B.C .....	1	.....	.....	1	.....	1	.....	.....	.....	1
Vancouver, B.C.....	11	5	2	4	4	.....	.....	.....	2	1
Totals of Canada.....	119	54	11	54	35	9	10	1	10	10

Theft of registered letters and other mail matter.

Montreal, Que.....	1			1	1					
Rinnouski, Que.....	1			1	1					
Brant, Ont.....	1			1	1					
Northumberland & Durham, Ont.	2			2	2			1		
Waterloo, Ont.....	1			1	1					
York, Ont.....	3			3	2	1				
Totals of Ontario.....	7			7	6	1		1		
Manitoba, Eastern.....	6			6	5	1				
Prince Albert, Sask.....	1			1	1			1		
Calgary, Alta.....	3			3	1	1	1			
Kootenay, B.C.....	2	1		1	1					
Totals of Canada.....	21	1		20	16	3	1	2		

a Jury disagreed—Le jury ne s'est pas accordé.

SESSIONAL PAPER No. 10d

Tableau I.

Délits sans violence contre la propriété.

Classe III.

Sentence.							Ages & Sexes.										Civil Condition. — État civil.		
Penitentiary. — Pénitencier.			D'th.  De mort.	Com- mit- ted to Refor- ma- to- ries.  En- voyés à la prison de Réfor- me.	Other Sen- tences.  Autres sen- tences.	Under 16 years.		16 years and under 21.		21 years and under 40.		40 years and over.		Not given.		Single.  —  Céli- ba- taires.	Mar- ried.  —  Ma- riés.	Wi- dowed  —  En veu- vage.	
Two years and un- der five.	Five years and over.	Life.  —  A vie.				Moins de 16 ans.		16 ans et moins de 21.		21 ans et moins de 40.		40 ans et plus.		Non- donné.					
						M.	F.	M.	F.	M.	F.	M.	F.	M.	F.				
						—	—	—	—	—	—	—	—	—	—				
Deux ans et m <sup>ns</sup> de cinq.	Cinq ans et plus.				H.	F.	H.	F.	H.	F.	H.	F.	H.	F.					

Vol sur la personne.

4					12	9	1	8	2		16	4	
							1	1			1		
											1		
4					12	9	2	9	2		18	4	
					1			1	1			2	
								1				1	
									1			1	
								1			1		
1				3	3	6				1	5		
1				3	4	6		3	1	1	6	4	
3					4	2	4	6			7	3	
1								3			3		
								1			1		
					1	1		1	2		2	2	
9				3	21	18	6	23	3	3	37	13	

Vol de lettres recommandées et autres matières postales.

1								1			1		
1								1			1		
1									1		2	1	
					1		2				1		
2					1	1	1			1	2		
3					3	1	4		1	1	5	1	
2					4	4	1	1			5	1	
							1				1		
3								3				3	
1								1			1		
11					7	5	6	6	2	1	12	7	

Table 1.

## Malicious offences against property.

Class IV.

Judicial Districts in which offence was com- mitted. — Districts judi- ciaires où l'offense a été commise.	Number of Charges — Nombre d'accu- sations.	Ac- quit- ted. — Ac- quit- tés.	De- tained for Lu- nacy. — Dé- tenus pour cause de folie.	Convictions. — Condamnations.				Sentence.		
				Total.	Con- victed 1st. — Con- dam- nés une fois.	Con- victed 2nd. — Con- dam- nés deux fois.	Reite- rated. — Plus de 2 rédi- ves.	Committed to Jail — Emprisonnés.		
								With the option of a fine. — Sur option entre la pri- son ou l'a- m'nde	No Option. — Sans option.	
									Under one year. — Moins d'un an.	One year and over. — Un an et plus.
Arson and attempt to commit arson.										
Cape Breton, N.S.	2	1	1	1	1					
Cumberland, N.S.	1	1	1							
Lunenburg, N.S.	1	1								
Restigouche, N. B.	1		1							
York, N. B.	1			1	1					
Arthabaska, Que.	1	1								
Beauharnois, Que.	1			1	1			1		
Montreal, Que.	12	5		7	6	1			1	
Ottawa, Que.	1			1	1				1	
Pontiac, Que.	1			1	1					
St. Francis, Que.	1			1	1					
Terrebonne, Que.	3	2		1	1					
Totals of Quebec	20	8		12	11	1		1	2	
Algoma, Ont.	2	1	1							
Brant, Ont.	1		1							
Bruce, Ont.	1	1								
Essex, Ont.	2	2								
Halton, Ont.	2		2							
Lennox and Addington, Ont.	2			2	2					1
Nipissing, Ont.	2	2								
Northumberland and Durham, Ont.	2	1		1	1					
Ontario, Ont.	1	1								
Oxford, Ont.	1	1								
Peterborough, Ont.	4	1	2	1		1				1
Simcoe, Ont.	1	1								
Sudbury, Ont.	1	1								
Wentworth, Ont.	1			1	1					
York, Ont.	14	5		9	7	1	1			
Totals of Ontario	37	17	6	14	11	2	1			2
Dauphin, Man.	2	1		1		1				1
Manitoba, Southern	1		1							
Moosomin, Sask.	1		1							
Regina, Sask.	1			1	1					
Weyburn, Sask.	2	2								
Calgary, Alta.	1			1	1					
Edmonton, Alta.	1	1								
Victoria, B.C.	2			2	2					
Totals of Canada.	74	31	10	33	28	4	1	1	2	3



Tableau I.

Domages malicieux à la propriété.

Classe IV.

[illegible]

Incendie et tentative d'incendie.

[illegible]

9 GEORGE V, A. 1919

Table 1.

## Malicious offences against property.

Class IV.

Judicial Districts in which offence was com- mitted. — Districts judi- ciaires où l'offense a été commise.	Number of Charges  —  Nombre d'accu- sations.	Ac- quit- ted.  —  Ac- quit- tés.	De- tained for Lu- nacy.  —  Dé- tenus pour cause de folie.	Convictions. — Condemnations.				Sentence.		
								Committed to Jail. — Emprisonnés.		
				Total.	Con- victed 1st.	Con- victed 2nd.	Reite- rated.	With the option of a fine.	No Option. — Sans option.	
					Con- dam- nés une fois.	Con- dam- nés deux fois.	Plus de 2 rédi- ves.	Sur option entre la pri- son ou l'a- m'nde	Un- der one year. — Moins d'un an.	One year and over. — Un an et plus.
		M.	F.							

## Malicious injury to horses and cattle, and other wilful damage to property.

Cape Breton, N.S.	3	1	..	2	2	..	..	1	..	..
Cumberland, N.S.	2	..	..	2	2	..	..	1	..	..
Halifax, N.S.	32	17	..	15	15	..	..	2	1	..
Totals of Nova Scotia	37	18	..	19	19	..	..	4	1	..
Gloucester, N.B.	1	..	..	1	1	..	..	..	..	1
Westmoreland, N.B.	2	..	..	2	2	..	..	..	2	..
Arthabaska, Que.	2	a1	..	1	1	..	..	..	..	1
Bedford, Que.	2	..	..	2	2	..	..	..	..	..
Iberville, Que.	1	..	..	1	1	..	..	..	..	..
Montmagny, Que.	1	..	..	1	1	..	..	1	..	..
Montreal, Que.	39	8	..	31	22	3	6	4	1	..
Ottawa, Que.	3	..	..	3	1	2	..	2	..	..
Quebec, Que.	15	1	..	14	14	..	..	1	1	..
St. Francis, Que.	4	2	..	2	2	..	..	2	..	..
Totals of Quebec	67	12	..	55	44	5	6	10	2	1
Algoma, Ont.	2	..	..	2	2	..	..	2	..	..
Brant, Ont.	8	3	..	5	5	..	..	4	..	..
Elgin, Ont.	4	..	..	4	3	..	1	..	..	..
Grey, Ont.	1	1	..	..	..	..	..	..	..	..
Haldimand, Ont.	3	..	..	3	3	..	..	1	..	..
Halton, Ont.	5	3	..	2	2	..	..	..	..	..
Hastings, Ont.	1	..	..	1	1	..	..	..	..	..
Huron, Ont.	5	..	..	5	5	..	..	5	..	..
Kenora, Ont.	1	1	..	..	..	..	..	..	..	..
Kent, Ont.	6	2	..	4	4	..	..	3	..	..
Leeds and Grenville, Ont.	1	..	..	1	1	..	..	..	..	..
Lennox and Addington, Ont.	2	..	..	2	2	..	..	..	..	..
Lincoln, Ont.	5	1	..	4	3	1	..	2	..	..
Manitoulin, Ont.	2	..	..	2	2	..	..	..	1	..
Middlesex, Ont.	7	1	..	6	2	1	3	..	..	3
Nipissing, Ont.	1	1	..	..	..	..	..	..	..	..
Northumberland and Durham, Ont.	2	..	..	2	2	..	..	2	..	..
Oxford, Ont.	2	1	..	1	1	..	..	..	..	..
Parry Sound, Ont.	1	..	..	1	1	..	..	1	..	..
Peel, Ont.	1	..	..	1	1	..	..	1	..	..
Perth, Ont.	2	2	..	..	..	..	..	..	..	..
Prescott and Russell, Ont.	4	..	..	4	4	..	..	4	..	..
Prince Edward, Ont.	1	..	..	1	..	..	1	..	1	..
Renfrew, Ont.	9	..	..	9	9	..	..	9	..	..
Stormont, D'das & Glengarry, Ont.	5	2	..	3	3	..	..	3	..	..
Temiskaming, Ont.	1	..	..	1	1	..	..	..	..	..
Thunder Bay, Ont.	3	1	..	2	2	..	..	2	..	..
Welland, Ont.	12	2	..	10	10	..	..	4	..	..
Wellington, Ont.	1	1	..	..	..	..	..	..	..	..
Wentworth, Ont.	1	..	..	1	1	..	..	1	..	..
York, Ont.	7	..	..	7	6	1	..	4	1	..

aNolle prosequi.

SESSIONAL PAPER No. 10d

Tableau I.										Dommages malicieux à la propriété.										Classe IV.		
Sentence.										Ages & Sexes.										Civil Condition.		
Penitentiary. — Pénitencier.																				État civil.		
Two year and under five.	Five years and over.	Life.	D'th.	Com- mit- ted to Refor- ma- to- ries.	Other Sen- tences.									Sing le	Mar- ried.	Wi- dowed						
						—	—	—	Under 16 years.		16 years and under 21.		21 years and under 40.				40 years and over.		Not given.			
									Moins de 16 ans.		16 ans et moins de 21.		21 ans et moins de 40.				40 ans et plus.		Non-donné.			
									M.	F.	M.	F.	M.				F.	M.	F.	M.	F.	
Deux ans et m'ns de cinq.	Cinq ans et plus.	A vie	De mort.	En- voyés à la prison de Réfor- me.	Autres sen- tences.	M.	F.	M.	F.	M.	F.	M.	F.	M.	F.	Céli- ba- taires.	Mari- és.	En ven- vage.				

Dommages malicieux aux chevaux et bestiaux, et autres dommages volontaires à la propriété.

--	--	--	--	--	--	--	--	--	--	--	--	--	--	--	--	--	--	--	--	--	--	--	--	--	--	--	--	--	--	--	--	--	--	--	--	--	--	--	--	--	--	--	--	--	--	--	--	--	--	--	--	--	--	--	--	--	--	--	--	--	--	--	--	--	--	--	--	--	--	--	--	--	--	--	--	--	--	--	--	--	--	--	--	--	--	--	--	--	--	--	--	--	--	--	--	--	--	--	--	--	--	--	--	--	--	--	--	--	--	--	--	--	--	--	--	--	--	--	--	--	--	--	--	--	--	--	--	--	--	--	--	--	--	--	--	--	--	--	--	--	--	--	--	--	--	--	--	--	--	--	--	--	--	--	--	--	--	--	--	--	--	--	--	--	--	--	--	--	--	--	--	--	--	--	--	--	--	--	--	--	--	--	--	--	--	--	--	--	--	--	--	--	--	--	--	--	--	--	--	--	--	--	--	--	--	--	--	--	--	--	--	--	--	--	--	--	--	--	--	--	--	--	--	--	--	--	--	--	--	--	--	--	--	--	--	--	--	--	--	--	--	--	--	--	--	--	--	--	--	--	--	--	--	--	--	--	--	--	--	--	--	--	--	--	--	--	--	--	--	--	--	--	--	--	--	--	--	--	--	--	--	--	--	--	--	--	--	--	--	--	--	--	--	--	--	--	--	--	--	--	--	--	--	--	--	--	--	--	--	--	--	--	--	--	--	--	--	--	--	--	--	--	--	--	--	--	--	--	--	--	--	--	--	--	--	--	--	--	--	--	--	--	--	--	--	--	--	--	--	--	--	--	--	--	--	--	--	--	--	--	--	--	--	--	--	--	--	--	--	--	--	--	--	--	--	--	--	--	--	--	--	--	--	--	--	--	--	--	--	--	--	--	--	--	--	--	--	--	--	--	--	--	--	--	--	--	--	--	--	--	--	--	--	--	--	--	--	--	--	--	--	--	--	--	--	--	--	--	--	--	--	--	--	--	--	--	--	--	--	--	--	--	--	--	--	--	--	--	--	--	--	--	--	--	--	--	--	--	--	--	--	--	--	--	--	--	--	--	--	--	--	--	--	--	--	--	--	--	--	--	--	--	--	--	--	--	--	--	--	--	--	--	--	--	--	--	--	--	--	--	--	--	--	--	--	--	--	--	--	--	--	--	--	--	--	--	--	--	--	--	--	--	--	--	--	--	--	--	--	--	--	--	--	--	--	--	--	--	--	--	--	--	--	--	--	--	--	--	--	--	--	--	--	--	--	--	--	--	--	--	--	--	--	--	--	--	--	--	--	--	--	--	--	--	--	--	--	--	--	--	--	--	--	--	--	--	--	--	--	--	--	--	--	--	--	--	--	--	--	--	--	--	--	--	--	--	--	--	--	--	--	--	--	--	--	--	--	--	--	--	--	--	--	--	--	--	--	--	--	--	--	--	--	--	--	--	--	--	--	--	--	--	--	--	--	--	--	--	--	--	--	--	--	--	--	--	--	--	--	--	--	--	--	--	--	--	--	--	--	--	--	--	--	--	--	--	--	--	--	--	--	--	--	--	--	--	--	--	--	--	--	--	--	--	--	--	--	--	--	--	--	--	--	--	--	--	--	--	--	--	--	--	--	--	--	--	--	--	--	--	--	--	--	--	--	--	--	--	--	--	--	--	--	--	--	--	--	--	--	--	--	--	--	--	--	--	--	--	--	--	--	--	--	--	--	--	--	--	--	--	--	--	--	--	--	--	--	--	--	--	--	--	--	--	--	--	--	--	--	--	--	--	--	--	--	--	--	--	--	--	--	--	--	--	--	--	--	--	--	--	--	--	--	--	--	--	--	--	--	--	--	--	--	--	--	--	--	--	--	--	--	--	--	--	--	--	--	--	--	--	--	--	--	--	--	--	--	--	--	--	--	--	--	--	--	--	--	--	--	--	--	--	--	--	--	--	--	--	--	--	--	--	--	--	--	--	--	--	--	--	--	--	--	--	--	--	--	--	--	--	--	--	--	--	--	--	--	--	--	--	--	--	--	--	--	--	--	--	--	--	--	--	--	--	--	--	--	--	--	--	--	--	--	--	--	--	--	--	--	--	--	--	--	--	--	--	--	--	--	--	--	--	--	--	--	--	--	--	--	--	--	--	--	--	--	--	--	--	--	--	--	--	--	--	--	--	--	--	--	--	--	--	--	--	--	--	--	--	--	--	--	--	--	--	--	--	--	--	--	--	--	--	--	--	--	--	--	--	--	--	--	--	--	--	--	--	--	--	--	--	--	--	--	--	--	--	--	--	--	--	--	--	--	--	--	--	--	--	--	--	--	--	--	--	--	--	--	--	--	--	--	--	--	--	--	--	--	--	--	--	--	--	--	--	--	--	--	--	--	--	--	--	--	--	--	--	--	--	--	--	--	--	--	--	--	--	--	--	--	--	--	--	--	--	--	--	--	--	--	--	--	--	--	--	--	--	--	--	--	--	--	--	--	--	--	--	--	--	--	--	--	--	--	--	--	--	--	--	--	--	--	--	--	--	--	--	--	--	--	--	--	--	--	--	--	--	--	--	--	--	--	--	--	--	--	--	--	--	--	--	--	--	--	--	--	--	--	--	--	--	--	--	--	--	--	--	--	--	--	--	--	--	--	--	--	--	--	--	--	--	--	--	--	--	--	--	--	--	--	--	--	--	--	--	--	--	--	--	--	--	--	--	--	--	--	--	--	--	--	--	--	--	--	--	--	--	--	--	--	--	--	--	--	--	--	--	--	--	--	--	--	--	--	--	--	--	--	--	--	--	--	--	--	--	--	--	--	--	--	--	--	--	--	--	--	--	--	--	--	--	--	--	--	--	--	--	--	--	--	--	--	--	--	--	--	--	--	--	--	--	--	--	--	--	--	--	--	--	--	--	--	--	--	--	--	--	--	--	--	--	--	--	--	--	--	--	--	--	--	--	--	--	--	--	--	--	--	--	--	--	--	--	--	--	--	--	--	--	--	--	--	--	--	--	--	--	--	--	--	--	--	--	--	--	--	--	--	--	--	--	--	--	--	--	--	--	--	--	--	--	--	--	--	--	--	--	--	--	--	--	--	--	--	--

Table 1.

Malicious offences against property.

Class IV.

Judicial Districts in which offence was com- mitted. — Districts judi- ciaires où l'offense a été commise.	Number of Charges — Nombre d'accu- sations.	Ac- quit- ted. — Ac- quit- tés.		De- tained for Lu- racy. — Dé- tenus pour cause de folie.	Convictions. — Condemnations.				Sentence.		
					Total.				Committed to Jail.		
									Emprisonnés.		
									Con- victed 1st. — Con- dam- nés une fois.	Con- victed 2nd. — Con- dam- nés deux fois.	Reite- rated. — Plus de 2 rédi- ves.
M.	F.										
Malicious injury to horses and cattle, and other wilful damage to property— <i>Concluded.</i>											
Totals of Ontario .....	106	22	..	.....	84	76	3	5	48	3	3
Dauphin, Man. ....	3	3	..	.....	..	..	..	..	..	..	..
Manitoba, Central. ....	3	2	..	.....	1	1	..	..	1	..	..
Manitoba, Eastern .....	10	5	..	.....	5	5	..	..	1	..	..
Manitoba, Western .....	5	..	..	.....	5	4	1	..	2	..	..
Totals of Manitoba. ....	21	10	..	.....	11	10	1	..	4	..	..
Battleford, Sask. ....	1	1	..	.....	..	..	..	..	..	..	..
Estevan, Sask. ....	1	..	..	.....	1	1	..	..	..	..	..
Humboldt, Sask. ....	1	..	..	.....	1	..	..	1	..	1	..
Kindersley, Sask. ....	2	1	..	.....	1	1	..	..	..	..	..
Melville, Sask. ....	1	..	..	.....	1	1	..	..	..	..	..
Moose Jaw, Sask. ....	2	1	..	.....	1	1	..	..	1	..	..
Prince Albert, Sask. ....	2	1	..	.....	1	1	..	..	..	1	..
Saskatoon, Sask. ....	1	1	..	.....	..	..	..	..	..	..	..
Swift Current, Sask. ....	4	2	..	.....	2	2	..	..	..	1	..
Weyburn, Sask. ....	3	1	..	.....	2	2	..	..	..	1	..
Wynyard, Sask. ....	1	1	..	.....	..	..	..	..	..	..	..
Yorkton, Sask. ....	2	2	..	.....	..	..	..	..	..	..	..
Totals of Saskatchewan. ....	21	11	..	.....	10	9	..	1	1	4	..
Athabaska, Alta. ....	4	8	..	.....	1	1	..	..	..	..	..
Calgary, Alta. ....	6	1	..	.....	5	5	..	..	5	..	..
Edmonton, Alta. ....	6	3	..	.....	3	3	..	..	3	..	..
Macleod, Alta. ....	2	1	..	.....	1	1	..	..	..	..	..
Stettler, Alta. ....	1	..	..	.....	1	1	..	..	..	1	..
Wetaskiwin, Alta. ....	1	..	..	.....	1	1	..	..	1	..	..
Totals of Alberta. ....	20	8	..	.....	12	12	..	..	9	1	..
Cariboo, B.C. ....	1	1	..	.....	..	..	..	..	..	..	..
Kootenay, B.C. ....	8	..	..	.....	8	8	..	..	4	..	..
Vancouver, B.C. ....	7	2	..	.....	5	5	..	..	4	1	..
Victoria, B.C. ....	6	..	..	.....	6	5	1	..	..	..	..
Westminster, B.C. ....	2	..	..	.....	2	1	1	..	1	..	..
Yale, B.C. ....	1	1	..	.....	..	..	..	..	..	..	..
Totals of British Columbia. ....	25	4	..	.....	21	19	1	1	9	1	..
Yukon .....	1	..	..	.....	1	1	..	..	1	..	..
Totals of Canada. ....	301	85	..	.....	216	193	10	13	86	14	5



## SESSIONAL PAPER No. 10d

Tableau I.													Dommages malicieux à la propriété,										Classe IV.		
Sentence.													Ages and Sexes.										Civil Condition.		
Penitentiary. — Pénitencier.			D'th.  De mort.	Com- mit- ted to Refor- ma- to- ries.  En- voyés à la prison de Réfor- me.	Other Sen- tences.  Autres sen- tences.																		État civil.		
Two years and un- der five. — Deux ans et m'ns de cinq.	Five years and over. — Cinq ans et plus	Life. — A vie.				Under 16 years.	16 years and under 21.	21 years and under 40.	40 years and over.	Not given.		Single.	Mar- ried. — Mari- és.	Wi- dowed — En veu- vage.											
						Moins de 16 ans.	16 ans et moins de 21.	21 ans et moins de 40.	40 ans et plus.	Non- donné.															
						M. F.	M. F.	M. F.	M. F.	M. F.	M. F.				M. F.										
			H. F.	H. F.	H. F.	H. F.	H. F.	H. F.	H. F.	Céli- ba- taires.															

Dommages malicieux aux chevaux et bestiaux, et autres dommages volontaires à la propriété—Fin

...	...	...	...	3	27	29	24	...	21	1	3	2	4	...	67	12	1
...	...	...	...	...	...	...	...	...	1	...	...	...	...	...	...	1	...
...	...	...	...	...	4	4	...	...	1	...	...	...	...	...	5	...	...
...	...	...	...	...	3	5	...	...	...	...	...	...	...	...	5	...	...
...	...	...	...	...	7	9	...	...	2	...	...	...	...	...	10	1	...
...	...	...	...	...	1	...	...	...	...	...	...	1	...	...	...	...	...
...	...	...	...	...	1	...	...	...	1	...	...	...	...	...	1	...	...
...	...	...	...	...	1	...	...	...	...	...	...	1	...	...	...	...	...
...	...	...	...	...	1	...	...	...	1	...	...	...	...	...	...	1	...
...	...	...	...	...	1	...	...	...	1	...	...	...	...	...	1	2	...
...	...	...	...	...	1	...	...	...	2	...	...	...	...	...	2	...	...
...	...	...	...	...	...	...	...	...	2	...	...	...	...	...	...	...	...
...	...	...	...	...	5	...	...	...	8	...	...	2	...	...	4	3	...
...	...	...	...	...	1	...	...	...	...	...	1	...	...	...	...	1	...
...	...	...	...	...	...	...	1	...	4	...	1	...	...	...	3	2	...
...	...	...	...	...	1	...	...	...	1	...	2	...	...	...	1	...	...
...	...	...	...	...	...	...	...	...	...	...	...	1	...	...	...	1	...
...	...	...	...	...	2	...	1	...	5	...	5	...	1	...	4	6	...
...	...	...	...	...	4	3	4	...	1	...	...	...	...	...	8	...	...
...	...	...	...	...	...	...	...	...	1	...	...	...	...	...	5	...	...
...	...	...	...	...	1	5	2	4	...	...	...	...	...	...	6	...	...
...	...	...	...	...	1	2	...	...	...	...	...	...	...	...	2	...	...
...	...	...	...	...	...	...	...	...	...	...	...	...	...	...	...	...	...
...	...	...	...	...	1	10	11	8	2	...	...	...	...	...	21	...	...
...	...	...	...	...	...	...	...	...	...	...	1	...	...	...	...	1	...
1	...	...	...	6	104	88	37	1	61	2	17	2	8	...	172	30	5

Table 1.

## Forgery and offences against currency.

Class v.

Judicial Districts.  in which  offence was com-  mitted.  —  Districts judi-  ciaires où l'offense  a été commise.	Number of Charges  —  Nombre d'accu- sations.	Ac- quit- ted.  —  Ac- quit- tés.	De- tained for Lu- nacy.  —  De- tenus pour cause de folie.	Convictions. — Condemnations.				Sentence. — Committed to Jail. — Emprisonnés.			
				Total.	Con- victed 1st.  —  Con- dam- nés une fois.	Con- victed 2nd.  —  Con- dam- nés deux fois.	Reite- rated.  —  Plus de 2 rédi- ves.	With the option of a fine. — Sur option entre la pri- son ou l'a- me'de	No Option. — Sans option.		
									Under one year. — Moins d'un an.	One year and over. — Un an et plus	

## Currency, offences against.

Montreal, Que.....	2	1	..	1	1	.....	.....	.....	1	.....
Wentworth, Ont.....	1	1	..	.....	.....	.....	.....	.....	.....	.....
Totals of Canada. ....	3	2	..	1	1	.....	.....	.....	1	.....

## Forgery and uttering forged documents—Continued.

Cape Breton, N.S.....	3	1	..	2	2	.....	.....	.....	1	.....
Cumberland, N.S....	1	1	..	.....	.....	.....	.....	.....	.....	.....
Halifax, N.S.....	6	.....	.....	6	4	1	1	.....	1	.....
York, N.B.....	1	.....	.....	1	1	.....	.....	.....	.....	.....
Montreal, Que.....	26	12	..	14	10	3	1	.....	1	2
Ottawa, Que.....	1	.....	.....	1	1	.....	.....	.....	.....	.....
Quebec, Que.....	5	1	..	4	4	.....	.....	.....	1	.....
St. Francois, Que.....	4	1	..	3	1	1	1	.....	.....	.....
Three Rivers, Que.....	1	1	..	.....	.....	.....	.....	.....	.....	.....
Totals of Quebec.....	37	15	..	22	16	4	2	.....	2	2
Algoma, Ont.....	10	1	..	9	5	3	1	.....	1	3
Brant, Ont.....	8	.....	.....	8	4	2	2	1	.....	3
Carleton, Ont.....	21	4	..	17	6	3	8	.....	7	.....
Elgin, Ont.....	1	.....	.....	1	1	.....	.....	1	.....	.....
Essex, Ont.....	7	1	..	6	6	.....	.....	.....	.....	.....
Frontenac, Ont.....	3	.....	.....	3	2	1	.....	.....	1	.....
Grey, Ont.....	1	.....	.....	1	.....	.....	1	.....	.....	.....
Halton, Ont.....	1	.....	.....	1	1	.....	.....	.....	1	.....
Hastings, Ont.....	3	.....	.....	3	3	.....	.....	.....	2	.....
Kent, Ont.....	1	.....	.....	1	1	.....	.....	.....	.....	.....
Leeds and Grenville, Ont.....	1	.....	.....	1	1	.....	.....	.....	.....	.....
Lincoln, Ont.....	2	.....	.....	2	2	.....	.....	.....	.....	.....
Middlesex, Ont.....	8	2	..	6	3	1	2	4	.....	1
Norfolk, Ont.....	1	1	..	.....	.....	.....	.....	.....	.....	.....
Northumberland & Durham, Ont.....	3	.....	.....	3	2	.....	1	.....	.....	1
Oxford, Ont.....	1	.....	.....	1	1	.....	.....	.....	.....	.....
Parry Sound, Ont....	5	.....	.....	5	5	.....	.....	1	2	.....
Perth, Ont.....	3	.....	.....	3	2	1	.....	1	.....	.....
Rainy River, Ont.....	2	.....	.....	2	2	.....	.....	.....	2	.....
Renfrew, Ont.....	2	.....	.....	2	1	1	.....	.....	.....	.....
Simcoe, Ont.....	1	.....	.....	1	.....	.....	1	.....	.....	1
Stormont, D'das & Glengarry, Ont.....	1	.....	.....	1	1	.....	.....	.....	1	.....
Sudbury, Ont.....	4	.....	.....	4	2	1	1	.....	.....	1
Temiskaming, Ont.....	1	.....	.....	1	1	.....	.....	.....	.....	.....
Thunder Bay, Ont.....	6	.....	.....	6	3	1	2	.....	.....	2
Welland, Ont.....	5	2	..	3	3	.....	.....	.....	1	1
Wentworth, Ont.....	8	1	..	7	4	2	1	.....	4	.....
York, Ont.....	20	4	..	16	14	2	.....	1	8	3

SESSIONAL PAPER No. 10d

Tableau 1.

Faux et délits par rapport à la monnaie.

Classe v.

Sentence.					Ages & Sexes.										Civil Conditions.		
Penitentiary. — Pénitencier.			Com- mit- ted to Refor- ma- to- ries.	Othe Senten- ces.											État civil.		
Two years and un- der five.	Five years and over.	Life.			D'th.  —  De mort.	Under 16 years.  M'ins de 16 ans.	16 years and under 21.  16 ans et moins de 21.	21 years and under 40.  21 ans et moins de 40.	40 years and over.  40 ans et plus.	Not given. — Non- donné.	Single  —  C ba- taires	Mar- ried.  —  Ma- riés.	Wi- dowed  —  En veu- vage.				
														A vie.	En- voyés à la prison de Ré- forme.	Autres sen- tences.	
Deux ans et m'ns de cinq.	Cinq ans et plus.				M. F	M. F	M. F	M. F	M. F								
					H. F	H. F	H. F	H. F	H. F								

## Délits contre la monnaie.

.....	.....	.....	.....	.....	.....	.....	.....	1	.....	.....	.....	.....	1	.....	.....	.....
.....	.....	.....	.....	.....	.....	.....	.....	.....	.....	.....	.....	.....	.....	.....	.....	.....
.....	.....	.....	.....	.....	.....	.....	.....	.....	.....	.....	.....	.....	.....	.....	.....	.....
.....	.....	.....	.....	.....	.....	.....	.....	1	.....	.....	.....	.....	1	.....	.....	.....

Faux et émission de faux documents—*Suite.*

.....	.....	.....	.....	.....	1	.....	1	.....	.....	.....	.....	1	.....	1	.....	.....
3	.....	.....	.....	.....	2	1	2	3	.....	.....	.....	.....	4	1	.....	.....
.....	.....	.....	.....	.....	1	.....	1	.....	.....	.....	.....	.....	1	.....	.....	.....
.....	.....	.....	.....	.....	11	2	.....	9	3	.....	.....	.....	4	10	.....	.....
1	.....	.....	.....	1	1	1	1	1	1	.....	.....	.....	1	1	.....	.....
1	.....	.....	.....	.....	2	.....	.....	3	.....	.....	.....	.....	3	3	.....	.....
.....	.....	.....	.....	.....	.....	.....	.....	.....	.....	.....	.....	.....	.....	.....	.....	.....
2	.....	.....	.....	1	15	3	1	1	13	4	.....	.....	8	14	.....	.....
5	.....	.....	.....	.....	.....	.....	7	2	.....	.....	.....	.....	9	.....	.....	.....
.....	.....	.....	.....	.....	4	6	6	1	5	4	1	.....	6	2	.....	.....
.....	.....	.....	.....	.....	.....	1	.....	.....	.....	.....	.....	.....	13	4	.....	.....
.....	.....	.....	.....	.....	6	.....	2	1	1	.....	.....	.....	1	.....	.....	.....
1	.....	.....	.....	.....	1	.....	2	1	.....	.....	.....	.....	5	1	.....	.....
.....	.....	.....	.....	.....	1	.....	.....	1	.....	.....	.....	.....	3	.....	.....	.....
.....	.....	.....	.....	.....	1	.....	1	1	.....	.....	.....	.....	1	1	.....	.....
.....	.....	.....	.....	.....	1	.....	.....	.....	.....	.....	.....	.....	3	.....	.....	.....
.....	.....	.....	.....	.....	1	.....	1	.....	.....	.....	.....	.....	1	.....	.....	.....
.....	.....	.....	.....	.....	1	.....	.....	2	1	.....	.....	.....	1	.....	.....	.....
.....	2	.....	.....	.....	.....	.....	.....	.....	1	.....	.....	.....	1	.....	.....	.....
.....	.....	.....	.....	.....	1	.....	1	2	5	.....	.....	.....	6	.....	.....	.....
.....	1	.....	.....	.....	.....	.....	.....	.....	.....	.....	.....	.....	.....	.....	.....	.....
.....	.....	.....	.....	.....	1	.....	.....	2	.....	1	.....	.....	1	2	.....	.....
.....	.....	.....	.....	.....	1	1	.....	.....	.....	.....	.....	.....	1	.....	.....	.....
.....	.....	.....	.....	.....	2	.....	4	1	.....	.....	.....	.....	5	.....	.....	.....
.....	.....	.....	.....	.....	2	.....	1	.....	.....	.....	.....	.....	1	1	.....	.....
.....	.....	.....	.....	.....	.....	.....	.....	2	.....	.....	.....	.....	2	.....	.....	.....
.....	1	.....	.....	.....	1	.....	.....	1	.....	.....	.....	.....	1	.....	.....	.....
3	.....	.....	.....	.....	.....	.....	3	1	.....	.....	.....	.....	4	.....	.....	.....
.....	.....	.....	.....	.....	1	.....	.....	1	.....	.....	.....	.....	1	.....	.....	.....
4	.....	.....	.....	.....	.....	4	.....	.....	2	.....	.....	.....	4	.....	.....	2
.....	.....	.....	.....	.....	1	.....	.....	3	.....	.....	.....	.....	.....	3	.....	.....
.....	.....	.....	.....	.....	3	.....	3	1	.....	.....	.....	.....	5	2	.....	.....
2	.....	.....	.....	.....	2	.....	1	10	1	3	1	.....	11	4	.....	.....

Table I.

Forgery and offences against currency.

Class v.

Judicial Districts in which offence was com- mitted. — Districts judi- ciaires où l'offense a été commise.	Number of Charges — Nombre d'accu- sations.	Ac- quit- ted. — Ac- quit- tés. — M. F.	De- tained for Lu- nacy. — Dé- tenus pour cause de folie.	Convictions. — Condamnations.				Sentence.		
				Total.	Con- victed 1st. — Con- dam- nés une fois.	Con- victed 2nd. — Con- dam- nés deux fois.	Reite- rated. — Plus de 2 rédi- ves.	Committed to Jail.		
								Emprisonnés.		
								With the option of a fine. — Sur option entre la pri- son ou l'a- m'nde	No Option. — Sans option	One year and over. — Un an et plus.
Forgery and uttering* forged documents—Concluded.										
Total of Ontario .....	150	16	..	114	76	18	20	9	30	16
Dalpin, Man.....	3	1	..	2	2	..	..	..	2	..
Manitoba, Central.....	1	..	..	1	1	..	..	..	..	1
Manitoba, Eastern.....	20	2	..	18	16	2	..	..	..	1
Manitoba, Western.....	1	..	..	1	1	..	..	..	..	..
Total of Manitoba.....	25	3	..	22	20	2	..	..	2	2
Battleford, Sask.....	3	2	..	1	1	..	..	..	1	..
Moose Jaw, Sask.....	2	..	..	2	2	..	..	..	1	..
Prince Albert, Sask.....	2	..	..	2	1	1	..	..	1	..
Regina, Sask.....	14	1	..	13	7	2	4	..	2	5
Saskatoon, Sask.....	19	..	..	19	9	2	8	..	12	..
Swift Current, Sask.....	1	1	..	..	..	..	..	..	..	..
Weyburn, Sask.....	5	2	..	3	3	..	..	..	2	1
Wynyard, Sask.....	1	..	..	1	1	..	..	..	..	1
Total of Saskatchewan .....	47	6	..	41	24	5	12	..	19	7
Calgary, Alta.....	24	4	..	20	9	7	4	..	3	9
Edmonton, Alta ..	13	3	..	10	8	1	1	..	1	4
Lethbridge, Alta ..	2	..	..	2	2	..	..	1	..	1
Macleod, Alta.....	1	..	..	1	1	..	..	..	1	..
Medicine Hat, Alta.....	1	1	..	..	..	..	..	..	..	..
Stettler, Alta.....	6	1	..	5	2	..	3	..	..	3
Totals of Alberta .....	47	9	..	38	22	8	8	1	5	17
Kootenay, B.C.....	3	..	..	3	1	1	1	..	..	..
Vancouver, B.C.....	2	..	..	2	2	..	..	..	2	..
Victoria, B.C.....	3	..	..	3	3	..	..	..	1	..
Westminster, B.C..	1	..	..	1	1	..	..	..	..	..
Totals of British Columbia..	9	..	..	9	7	1	1	..	3	..
Totals of Canada.....	306	50	1	255	172	39	44	10	63	44



## SESSIONAL PAPER No. 10d

Tableau I.					Faux et délits par rapport à la monnaie.										Classe v.			
Sentence.					Ages & Sexes.										Civil Condition. — État civil.			
Penitentiary. — Pénitencier.			D'th  De mort	Com- mit- ted to Refor- ma- tories.  En- voyés à la prison de Réfor- me.	Other Sen- tences.  Autres sen- tences.	Under 16 years. — Moins de 16 ans.	16 years and under 21. — 16 ans et moins de 21.	21 years and under 40 — 21 ans et moins de 40.	40 years and over. — 40 ans et plus.	Not given — Non- donné.	Single  —  Céli- ba- taires.	Mar- ried.  —  Ma- riés.	Wi- dowed.  —  En veu- vage.					
Two years and un- der five. — Deux ans et m'ns de cinq.	Five years and over — Cinq ans et plus.	Life.  —  A vie.																
						M	F	M	F	M	F	M	F					
						—	—	—	—	—	—	—	—					
						H	F	H	F	H	F	H	F					

## Faux et émission de faux documents—Fin.

15	4	...	...	4	36	2	...	38	6	50	7	8	1	1	1	89	21	2
...	...	...	...	...	...	...	...	...	...	2	...	...	...	...	...	1	2	...
3	2	...	...	1	11	1	...	4	...	9	2	2	...	...	...	12	6	...
...	...	...	...	...	1	...	...	...	...	1	...	...	...	...	...	1	...	...
3	2	...	...	1	12	1	...	4	...	13	2	2	...	...	...	14	8	...
...	...	...	...	...	...	...	...	...	...	...	...	1	...	...	...	...	1	...
...	...	...	...	...	1	...	...	...	...	1	2	...	...	...	1	1	1	...
...	5	...	...	...	1	...	...	8	...	5	...	...	...	...	...	9	4	...
4	...	...	...	...	3	...	...	3	...	16	...	...	...	...	...	7	12	...
...	...	...	...	...	...	...	...	...	...	2	...	1	...	...	...	...	...	...
...	...	...	...	...	...	...	...	...	...	1	...	...	...	...	...	...	1	...
5	5	...	...	...	5	...	...	11	...	27	...	2	...	...	1	19	21	...
3	2	...	...	...	3	...	...	6	...	9	...	5	...	...	...	14	6	...
3	1	...	...	...	1	...	...	1	...	9	...	...	...	...	...	4	6	...
...	...	...	...	...	...	...	...	1	...	...	...	...	...	1	...	1	...	...
...	...	...	...	...	...	...	...	...	...	1	...	...	...	...	...	...	...	...
1	...	...	...	...	1	...	...	1	...	3	...	1	...	...	...	4	1	...
7	3	...	...	...	5	...	...	9	...	22	...	6	...	1	...	24	13	...
...	...	...	...	3	...	...	...	...	3	...	...	...	...	...	...	3	...	...
...	...	...	...	...	...	...	...	...	...	1	...	...	...	1	...	1	...	...
...	...	...	...	...	2	1	...	...	...	1	1	...	...	...	...	1	2	...
1	...	...	...	...	...	...	...	...	...	...	...	...	...	1	...	1	...	...
1	...	...	...	3	2	1	...	3	2	1	...	...	...	2	...	6	2	...
36	14	...	...	9	79	8	...	66	11	130	10	22	1	5	2	166	80	2

Table I.

Other offences not included in the foregoing classes.

Class VI.

Judicial District in which offence was com- mitted.  Districts judi- ciaires où l'offense a été commise.	Number of Charges  Nombre d'accu- sations	Ac- quit- ted.  Ac- quit- tés.		De- tained for La- nacy.  Dé- tenus pour cause de folie.	Convictions. — Condemnations.				Sentence.		
					Total.				Committed to Jail.		
									Emprisonnés.		
									Con- victed 1st.	Con- victed 2nd.	Reite- rated.
—	—	—	—	—	—	—	—	—	—	—	
Treasonable Acts.											
Montreal, Que.....	1	.....	.....	.....	1	1	.....	.....	.....	1	.....
Essex, Ont.....	2	.....	.....	.....	2	2	.....	.....	.....	.....	.....
Wentworth, Ont.....	1	.....	.....	.....	1	1	.....	.....	.....	.....	.....
Totals of Canada.....	4	.....	.....	.....	4	4	.....	.....	.....	1	.....
Sedition.											
Cumberland, N.S.....	1	1	.....	.....	.....	.....	.....	.....	.....	.....	.....
Montreal, Que.....	1	.....	.....	.....	1	1	.....	.....	1	.....	.....
Hastings, Ont.....	1	.....	.....	.....	1	1	.....	.....	1	.....	.....
Kent, Ont.....	1	1	.....	.....	.....	.....	.....	.....	.....	.....	.....
Lambton, Ont.....	1	1	.....	.....	.....	.....	.....	.....	.....	.....	.....
Lennox and Addington, Ont. ....	1	1	.....	.....	.....	.....	.....	.....	.....	.....	.....
Lincoln, Ont.....	1	.....	.....	.....	1	1	.....	.....	.....	.....	.....
Parry Sound, Ont.....	2	1	.....	.....	1	1	.....	.....	1	.....	.....
Rainy River, Ont.....	1	.....	.....	.....	1	1	.....	.....	.....	1	.....
Temiskaming, Ont.....	1	.....	.....	.....	1	1	.....	.....	.....	.....	.....
Waterloo, Ont.....	1	1	.....	.....	.....	.....	.....	.....	.....	.....	.....
Welland, Ont.....	1	.....	.....	.....	1	1	.....	.....	1	.....	.....
Wentworth, Ont.....	1	1	.....	.....	.....	.....	.....	.....	.....	.....	.....
York, Ont.....	1	1	.....	.....	.....	.....	.....	.....	.....	.....	.....
Totals of Ontario.....	13	7	.....	.....	6	6	.....	.....	4	1	.....
Battleford, Sask.....	1	.....	.....	.....	1	1	.....	.....	1	.....	.....
Moosejaw, Sask.....	1	.....	.....	.....	1	1	.....	.....	.....	.....	1
Regina, Sask.....	1	.....	.....	.....	1	1	.....	.....	1	.....	.....
Saskatoon, Sask.....	1	.....	.....	.....	1	1	.....	.....	.....	1	.....
Yorkton, Sask.....	1	.....	.....	.....	1	1	.....	.....	.....	.....	.....
Totals of Saskatchewan.....	5	.....	.....	.....	5	5	.....	.....	2	1	1
Calgary, Alta.....	3	3	.....	.....	.....	.....	.....	.....	.....	.....	.....
Edmonton, Alta.....	1	.....	.....	.....	1	1	.....	.....	.....	1	.....
Macleod, Alta.....	1	.....	.....	.....	1	1	.....	.....	.....	.....	.....
Red Deer, Alta.....	1	1	.....	.....	.....	.....	.....	.....	.....	.....	.....
Stettler, Alta.....	1	1	.....	.....	.....	.....	.....	.....	.....	.....	.....
Totals of Alberta.....	7	5	.....	.....	2	2	.....	.....	.....	1	.....
Vancouver, B.C.....	1	1	.....	.....	.....	.....	.....	.....	.....	.....	.....
Yale, B.C.....	4	3	.....	.....	1	1	.....	.....	.....	1	.....
Yale, B.C.....	7	1	.....	.....	6	5	1	.....	3	.....	1
Totals of British Columbia, ..	12	5	.....	.....	7	6	1	.....	3	1	1
Totals of Canada.....	39	18	.....	.....	21	20	1	.....	10	4	2

a Jury disagreed—Le jury ne s'est pas accordé.

SESSIONAL PAPER No. 10d

Tableau I.														Autres délits non compris dans les classes précédentes.										Classe VI.		
Sentence.														Ages & Sexes.										Civil Condition. — État civil.		
Penitentiary, — Penitencier.			D'th. — De mort.	Com- mit- ted to Refor- ma- to- ries. — En- voyés à la prison de Réfor- me.	Other Senten- ces. — Autres senten- ces.	Under 16 years.	16 years and under 21.		21 years and under 40.		40 years and over.		Not given.		Single — Céli- baitaires.	Mar- ried. — Mari- és.	Wi- dow- ed. — En- veu- vage.									
Two years and un- der five. — Deux ans et m'ns de cinq.	Five years and over. — Cinq ans et plus.	Life. — A vie				Moins de 16 ans.	16 ans et moins de 21.		21 ans et moins de 40.		40 ans et plus.		Non donné													
						M.	F.	M.	F.	M.	F.	M.	F.	M.				F.								
						H.	F.	H.	F.	H.	F.	H.	F.	H.				F.								
Actes de trahison.																										
													1													
					2					1						2										
					1					1						1										
					3					2			1			3										
Sédition.																										
									1						1											
												1				1										
									1							1										
									1					1		1										
					1				1							1										
													1													
					1				3		1		2			4										
											1					1										
									1				1			1										
1									1		1				1											
1									2		2		1		2	2										
											1															
					1				1						1	1										
											1															
					1				1		1				1	1										
											1				1											
					2				1		2		1	2	4	2										
					2				1		3		1	2	5	2										
1					4				8		7		1	5	9	9										

Table I. Other offences not included in the foregoing classes. Class VI.

Judicial Districts. in which offence was com- mitted. — Districts judi- ciaires où l'offense a été commise.	Number of Charges — Nombre d'accu- sations.	Ac- quit- ted. — Ac- quit- tés. — M. F.	De- tained for Lu- nacy. — Dé- tenus pour cause de folie.	Convictions. — Condamnations.			Sentence.		
				Total.	Con- victed 1st. — Con- dam- nés une fois.	Con- victed 2nd. — Con- dam- nés deux fois.	Reite- rated. — Plus de 2 réci- ves.	Committed to Jail — Emprisonnés.	
								With the option of a fine. — Sur option entre la pri- son ou l'a- mende	No Option. — Sans option.
								Un- der one year. — Moins d'un an.	One year and over — Un an et plus.

## War Measures Act, offences against.

Cumberland, N.S. ....	1	...	...	1	1	...	...	1	...
Restigouche, N.B. ....	3	...	...	3	3	...	...	3	...
Algoma, Ont. ....	1	...	...	1	1	...	...	...	...
Kent, Ont. ....	1	1	...	...	...	...	...	...	...
Thunder Bay, Ont. ....	1	...	...	1	1	...	...	1	...
Wentworth, Ont. ....	5	...	...	5	5	...	...	2	2
Manitoba, Central. ....	3	1	...	2	2	...	...	...	...
Battleford, Sask. ....	1	...	...	1	1	...	...	1	...
Victoria, B.C. ....	1	...	...	1	1	...	...	...	...
Totals of Canada. ....	17	2	...	15	15	...	...	7	3

## Attempt to commit suicide.

Montreal, Que. ....	4	...	...	4	3	1	...	...	3
St. Francis, Que. ....	1	...	...	1	1	...	...	...	...
Brant, Ont. ....	1	...	...	1	1	...	...	...	...
Carleton, Ont. ....	1	1	...	...	...	...	...	...	...
Grey, Ont. ....	1	...	...	1	1	...	...	...	...
Northumberland and Durham, Ont.	1	1	...	...	...	...	...	...	...
Prince Edward, Ont. ....	1	...	...	1	...	...	1	...	...
Stormont, Dundas & Glengarry, O.	1	...	...	1	1	...	...	...	...
Temiskaming, Ont. ....	1	...	...	1	1	...	...	...	...
Wentworth, Ont. ....	2	2	...	...	...	...	...	...	...
York, Ont. ....	1	...	...	1	1	...	...	1	...
Totals of Ontario. ....	10	4	...	6	5	...	1	...	1
Moose Jaw, Sask. ....	2	1	...	1	1	...	...	...	...
Saskatoon, Sask. ....	1	...	ml	...	...	...	...	...	...
Swift Current, Sask. ....	4	3	...	1	1	...	...	...	...
Calgary, Alta. ....	3	...	1	2	2	...	...	...	...
Edmonton, Alta. ....	2	...	...	2	1	...	1	1	...
Lethbridge, Alta. ....	2	...	...	2	2	...	...	...	1
Vancouver, B.C. ....	4	1	...	3	3	...	...	...	1
Victoria, N.B. ....	1	...	...	1	1	...	...	...	...
Totals of Canada. ....	34	9	1	23	20	1	2	1	7



## SESSIONAL PAPER No. 10d

Tableau I.

Autres délits non compris dans les classes précédentes.

Classe VI.

Sentence.						Ages.										Civil Condition. — État civil.		
Penitentiary. — Pénitencier.			D'th.  De mort.	Com- mit- ted to Refor- ma- to- ries.  En- voyés à la prison de Réfor- me.	Other Senten- ces.  Autres senten- ces.	Under 16 years.	16 years and under 21.	21 years and under 40.	40 years and over.	Not given.	Single  Céli- ba- taires.		Mar- ried.  Mari- és.		Wi- dowed  En- veu- rage.			
Two years and un- der five.	Five years and over.	Life.				Moins de 16 ans.	16 ans et moins de 21.	21 ans et moins de 40.	40 ans et plus.	Non- donné.								
Deux ans et m'ns de cinq.	Cinq ans et plus.	A vie.				M. F.	M. F.	M. F.	M. F.	M. F.								
						H. F.	H. F.	H. F.	H. F.	H. F.								

Loi des mesures de guerre, contraventions à la.

.....	.....	.....	.....	.....	.....	.....	.....	.....	.....	1	.....	.....	.....	.....	.....	.....	1	.....
.....	.....	.....	.....	.....	.....	.....	.....	.....	2	1	.....	.....	.....	.....	.....	.....	3	.....
.....	1	.....	.....	.....	.....	.....	.....	1	.....	.....	.....	.....	.....	1	.....	.....	.....	.....
.....	.....	.....	.....	.....	1	.....	.....	1	2	.....	2	.....	.....	.....	.....	.....	4	.....
1	1	.....	.....	.....	.....	.....	.....	.....	2	.....	.....	.....	.....	.....	.....	.....	2	.....
.....	.....	.....	.....	.....	.....	.....	.....	.....	.....	1	.....	.....	.....	.....	.....	.....	.....	.....
1	.....	.....	.....	.....	.....	.....	.....	.....	1	.....	.....	.....	.....	.....	.....	.....	1	.....
2	2	.....	.....	.....	1	.....	.....	4	2	5	2	2	.....	1	.....	9	2	.....

Tentative de suicide.

.....	.....	.....	.....	.....	1	.....	.....	.....	1	1	.....	1	1	1	1	.....	1	.....
.....	.....	.....	.....	.....	1	.....	.....	.....	1	.....	.....	.....	.....	.....	.....	.....	1	.....
.....	.....	.....	.....	.....	1	.....	.....	.....	1	.....	.....	.....	.....	.....	.....	.....	.....	.....
.....	.....	.....	.....	.....	1	.....	.....	.....	.....	1	.....	.....	.....	.....	.....	.....	1	.....
.....	.....	.....	.....	.....	1	.....	.....	.....	1	.....	.....	.....	.....	.....	.....	.....	1	.....
.....	.....	.....	.....	.....	1	.....	.....	.....	.....	.....	.....	.....	.....	.....	.....	.....	.....	.....
.....	.....	.....	.....	.....	1	.....	.....	.....	.....	.....	.....	.....	.....	.....	.....	.....	.....	.....
.....	.....	.....	.....	.....	5	.....	.....	1	2	.....	3	.....	.....	.....	.....	3	1	2
.....	.....	.....	.....	.....	1	.....	.....	.....	1	.....	.....	.....	.....	.....	.....	1	.....	.....
.....	.....	.....	.....	.....	1	.....	.....	.....	.....	1	.....	.....	.....	.....	.....	.....	1	.....
.....	.....	.....	.....	.....	2	.....	.....	.....	1	1	.....	.....	.....	.....	.....	.....	2	.....
.....	.....	.....	.....	.....	1	.....	.....	.....	1	1	.....	.....	.....	.....	.....	.....	2	.....
.....	.....	.....	.....	.....	1	.....	.....	.....	2	.....	.....	.....	.....	.....	.....	.....	1	.....
.....	.....	.....	.....	.....	2	.....	.....	.....	3	.....	.....	.....	.....	.....	.....	2	1	.....
.....	.....	.....	.....	.....	1	.....	.....	1	.....	.....	.....	.....	.....	.....	.....	.....	1	.....
.....	.....	.....	.....	.....	15	.....	.....	2	10	2	6	1	1	1	.....	8	11	2

Table 1.

Other offences not included in the foregoing classes.

Class VI.

Judicial District in which offence was com- mitted.  Districts judi- ciaires où l'offense a été commise.	Number of Charges  —  Nombre d'accu- sations.	Ac- quit- ted.  —  Ac- quit- tés.	De- tained for Lu- nacy.  —  Dé- tenus pour cause de folie.	Convictions. — Condemnations.			Sentence.		
				Total.	Con- victed 1st.  —  Con- dam- nés une fois.	Con- victed 2nd.  —  Con- dam- nés deux fois.	Reite- rated.  —  Plus de 2 réci- des.	Committed to Jail.	
								Emprisonnés.	
								With the option of a fine.  —  Sur option entre la pri- son ou l'a- mende	No Option. — Sans — option.
		M. F.						Under one year.  —  Moins d'un an.	One year and over.  —  Un an et plus.

## Sodomy and beastiality.

Cape Breton, N.S.	1	1							
Colchester, N.S.	1			1	1				
Halifax, N.S.	2			2	2				
Bedford, Que.	1			1	1				
Iberville, Que.	1	1							
Montreal, Que.	18	2		16	13	2	1	8	
Quebec, Que.	2	1		1	1				
St. Francis, Que.	2	1		1	1				
Totals of Quebec	24	5		19	16	2	1	8	
Carleton, Ont.	4			4	4				1
Essex, Ont.	3	3							
Lincoln, Ont.	1	1							
Middlesex, Ont.	2	1	m1						
Perry Sound, Ont.	1			1	1				
Sudbury, Ont.	1			1	1				
Temiskaming, Ont.	1			1	1				
Thunder Bay, Ont.	1			1	1			1	
Wentworth, Ont.	1			1	1				
York, Ont.	24	5		19	17	2		1	6
Totals of Ontario	39	10	1	28	26	2		2	7
Manitoba, Eastern	1			1	1				
Kindersley, Sask.	1	1							
Moose Jaw, Sask.	1			1	1				
Prince Albert, Sask.	1			1	1				1
Regina, Sask.	1			1	1				1
Vancouver, B.C.	13	5		8	7		1		3
Victoria, B.C.	3			3	3				
Westminster, B.C.	1	1							
Totals of Canada.	89	23	1	65	59	4	2	10	12

## Indecent exposure and other offences against public morals.

Halifax, N.S.	1			1	1			1	
King's, N.B.	1	1							
Northumberland, N.B.	1			1	1				1
Montreal, Que.	22	2		20	14	5	1		
Ottawa, Que.	15	3		12	12			2	
Quebec, Que.	2			2	2				
Totals of Quebec	39	5		34	28	5	1	2	

## SESSIONAL PAPER No. 10d

Tableau 1.

Autres délits non compris dans les classes précédentes.

Classe VI.

Sentence.						Ages & Sexes.										Civil Condition.		
Penitentiary. — Pénitencier.			D'th.  —  De mort	Com- mit- ted to Refor- ma- to- ries.  —  En- voyés à la prison de Réfor- me.	Other Sen- tences.  —  Autres sen- tences.	Under 16 years. — Moins de 16 ans.	16 years and under 21. — 16 ans et moins de 21.	21 years and under 40. — 21 ans et moins de 40.	40 years and over. — 40 ans et plus.	Not given. — Non- donné.	Single.	Mar- ried.	Wi- dowed.					
Two years and under five. — Deux ans et m'ns de cinq.	Five years and over. — Cinq ans et plus.	Life.  —  Avie				M.	F.	M.	F.	M.	F.	M.	F.	Céli- ba- taires.	Ma- riés.	En veu- vage.		
						—	—	—	—	—	—	—	—	—	—	—		
						H.	F.	H.	F.	H.	F.	H.	F.	H.	F.	—	—	—

## Sodomie et bestialité.

1	1							1		1						2		
1	1							1		1						1		
					1							1				1		
3	1				a4	7		6		3						12	2	2
1					1			1		1						1		
4	1				6	7		7		4		1				15	2	2
					3	3				1						4		
1	1									1		1				1		
	1									1						1		
	1									1							1	
				1	9	8		1		5		4		1		15	2	
1	3			1	12	11		1		10		5		1		21	4	
1												1				1		
	b1											1				1		
								1				1				1		
1					1					4		4				4	4	
2					1			1		2						3		
10	7			1	20	18		11		22		13		1		50	10	2

## Exposition indécente et autres délits contre la morale publique.

													1					
												1				1		
					5	15	13	6		1						20		
					1	10	1			10		2				5	7	
						1	1					1				1	1	
					6	26	14	6		1	10		3			26	8	

a 2 to be whipped—2 à être fouettés ; b and 20 lashes—et 20 coups de fouet.

Table I.

Other offences not included in the foregoing classes.

Class VI.

Judicial District in which offence was com- mitted. — Districts judi- ciaires où l'offense a été commise.	Number of Charges  —  Nombre d'accu- sations.	Ac- quit- ted.  —  Ac- quit- tés.	De- tained for Lu- nacy.  —  Dé- tenus pour cause de folie.	Convictions. — Condemnations.				Sentences.		
				Total.	Con- victed 1st.  —  Con- dam- nés une fois.	Con- victed 2nd.  —  Con- dam- nés deux fois.	Reite- rated.  —  Plus de 2 réci- dés.	Committed to Jail. — Emprisonnés.		
								With the option of a fine.  — Sur option entre la pri- son ou la m <sup>nde</sup>	No option. — Sans option.	
									Under one year.  — Moins d'un an.	One year and over.  — Un an et plus.
		M.	F.							

Indecent exposure and other offences against public morals—*Concluded.*

Carleton, Ont. ....	3	...	...	3	3	...	...	3	...	...
Essex, Ont. ....	2	1	...	1	1	...	...	1	...	...
Kent, Ont. ....	2	2	...	...	...	...	...	...	...	...
Lincoln, Ont. ....	2	...	...	2	1	1	...	...	2	...
Middlesex, Ont. ....	4	1	...	3	1	1	1	...	3	...
Oxford, Ont. ....	1	...	...	1	1	...	...	1	...	...
Prince Edward, Ont. ....	1	...	...	1	1	...	...	...	...	...
Sudbury, Ont. ....	2	...	...	2	2	...	...	...	2	...
Temiskaming, Ont. ....	1	...	...	1	1	...	...	1	...	...
Welland, Ont. ....	1	1	...	...	...	...	...	...	...	...
York, Ont. ....	6	...	...	6	6	...	...	2	2	1
Totals of Ontario .....	25	5	...	20	17	2	1	8	9	1
Manitoba, Central .....	1	1	...	...	...	...	...	...	...	...
Manitoba, Eastern .....	3	1	...	2	2	...	...	...	1	...
Manitoba, Western .....	1	...	...	1	1	...	...	...	1	...
Humboldt, Sask. ....	3	...	...	3	3	...	...	3	...	...
Moose Jaw, Sask. ....	2	2	...	...	...	...	...	...	...	...
Moosomin, Sask. ....	1	...	...	1	1	...	...	1	...	...
Prince Albert, Sask. ....	2	...	...	2	2	...	...	2	...	...
Saskatoon, Sask. ....	1	...	...	1	1	...	...	...	...	...
Swift Current, Sask. ....	4	...	...	4	4	...	...	3	1	...
Yorkton, Sask. ....	3	...	...	3	3	...	...	3	...	...
Totals of Saskatchewan ..	16	2	...	14	14	...	...	12	1	...
Calgary, Alta. ....	1	...	...	1	1	...	...	1	...	...
Kootenay, B.C. ....	1	...	...	1	1	...	...	1	...	...
Vancouver, B.C. ....	2	...	...	2	2	...	...	...	...	...
Victoria, B.C. ....	3	1	...	2	2	...	...	2	...	...
Totals of Canada .....	95	16	...	79	76	7	2	27	13	1

## Perjury and subornation of perjury.

Cape Breton, N.S. ....	3	3	...	...	...	...	...	...	...	...
Halifax, N.S. ....	3	1	1	...	1	...	1	...	...	...
York, N.B. ....	1	...	...	...	1	1	...	...	1	...
Arthabaska, Que. ....	1	1	...	...	...	...	...	...	...	...
Chicoutimi, Que. ....	2	2	...	...	...	...	...	...	...	...
Joliette, Que. ....	1	1	...	...	...	...	...	...	...	...
Montmagny, Que. ....	1	...	...	...	1	1	...	...	...	...
Montreal, Que. ....	5	3	...	2	2	2	...	...	2	...
Quebec, Que. ....	4	1	1	...	2	2	...	...	1	...
St. Francis, Que. ....	8	7	...	...	1	1	...	...	...	...



SESSIONAL PAPER No. 10d

Tableau 1.

Autres délits non compris dans les classes précédentes.

Classe VI.

Sentence.						Ages & Sexes.										Civil Condition.		
Penitentiary. — Pénitencier.			D'th.  De mort.	Com- mit- ted to Refor- ma- to- ries  En- voyés à la prison de Réfor- me.	Other Senten- ces.  Autres senten- ces.	Under 16 years. — Moins de 16 ans.	16 years and under 21. — 16 ans et moins de 21.	21 years and under 40. — 21 ans et moins de 40.	40 years and over. — 40 ans et plus.	Not given. — Non- donné.	Singl — Céli- ba- taires.	Mar- ried. — Ma- riés.	Wi- dowed — En veu- vage.					
Two years and un- der five. — Deux ans et m'ns de cinq.	Five years and over. — Cinq ans et plus.	Life.  A vie				M.	F.	M.	F.	M.				F.	M.	F.	M.	F.

Exposition indécente et autres délits contre la morale publique—Fin.

.....	.....	.....	.....	.....	.....	.....	.....	.....	.....	2	.....	.....	.....	1	.....	.....	1	1	.....
.....	.....	.....	.....	.....	.....	.....	.....	.....	.....	.....	.....	.....	.....	1	.....	.....	.....	.....	.....
.....	.....	.....	.....	.....	.....	.....	.....	.....	.....	.....	.....	2	.....	.....	.....	.....	2	.....	.....
.....	.....	.....	.....	.....	.....	.....	.....	.....	.....	3	.....	.....	.....	.....	.....	.....	3	.....	.....
.....	.....	.....	.....	.....	1	.....	.....	.....	.....	.....	.....	1	.....	.....	1	.....	1	1	.....
.....	.....	.....	.....	.....	.....	.....	.....	.....	.....	2	.....	.....	.....	.....	.....	.....	1	1	.....
.....	.....	.....	.....	.....	1	.....	.....	.....	.....	1	.....	.....	.....	.....	.....	.....	1	1	.....
.....	.....	.....	.....	.....	.....	.....	.....	.....	.....	.....	.....	2	.....	4	.....	.....	1	1	.....
.....	.....	.....	.....	.....	2	.....	.....	.....	.....	8	.....	5	.....	6	1	.....	8	6	.....
.....	.....	.....	.....	.....	1	.....	1	.....	.....	.....	.....	1	.....	.....	.....	.....	1	.....	1
.....	.....	.....	.....	.....	.....	.....	.....	1	.....	.....	.....	.....	.....	.....	.....	.....	1	.....	.....
.....	.....	.....	.....	.....	.....	.....	.....	.....	.....	.....	.....	.....	.....	3	.....	.....	.....	.....	.....
.....	.....	.....	.....	.....	.....	.....	.....	.....	.....	.....	.....	.....	.....	1	.....	.....	.....	.....	.....
.....	.....	.....	.....	.....	1	.....	.....	.....	.....	1	.....	.....	.....	2	.....	.....	1	.....	.....
.....	.....	.....	.....	.....	.....	.....	.....	.....	.....	1	.....	.....	.....	3	.....	.....	1	.....	.....
.....	.....	.....	.....	.....	.....	.....	.....	.....	.....	1	.....	.....	.....	3	.....	.....	.....	.....	.....
.....	.....	.....	.....	.....	1	.....	.....	.....	.....	2	.....	.....	.....	10	2	.....	1	1	.....
.....	.....	.....	.....	.....	.....	.....	.....	.....	.....	1	.....	.....	.....	.....	.....	.....	1	.....	.....
.....	.....	.....	.....	.....	.....	.....	.....	.....	.....	.....	.....	.....	.....	1	.....	.....	.....	.....	.....
.....	.....	.....	.....	.....	2	.....	2	.....	.....	.....	.....	.....	.....	2	.....	.....	2	.....	.....
.....	.....	.....	.....	.....	.....	.....	.....	.....	.....	.....	.....	.....	.....	.....	.....	.....	.....	.....	.....
.....	.....	.....	.....	6	.....	32	16	7	1	1	21	.....	10	.....	20	3	40	16	1

Parjure et subornation de parjure.

1	.....	.....	.....	.....	.....	.....	.....	.....	.....	.....	.....	1	.....	.....	.....	.....	1	.....	.....
.....	.....	.....	.....	.....	.....	.....	.....	1	.....	.....	.....	.....	.....	.....	.....	.....	1	.....	.....
.....	.....	.....	.....	.....	.....	.....	.....	.....	.....	.....	.....	.....	.....	.....	.....	.....	.....	.....	.....
.....	1	.....	.....	.....	.....	.....	.....	.....	.....	.....	.....	.....	.....	.....	.....	.....	1	.....	.....
.....	.....	.....	.....	.....	.....	.....	.....	.....	.....	1	.....	.....	.....	.....	.....	.....	1	1	.....
.....	.....	.....	.....	.....	.....	.....	.....	.....	.....	1	.....	1	.....	.....	.....	.....	1	1	.....
.....	.....	.....	.....	.....	1	.....	.....	1	.....	1	.....	.....	.....	.....	.....	.....	1	1	.....
.....	.....	.....	.....	.....	1	.....	.....	1	.....	1	.....	.....	.....	.....	.....	.....	1	.....	.....

9 GEORGE V, A. 1919

Table 1. Other offences not included in the foregoing classes. Class VI.

Judicial District in which offence was com- mitted.  Districts judi- ciaires où l'offense a été commise.	Number of Charges  —  Nombre d'accu- sations.	Ac- quit- ted.  —  Ac- quit- tés.		De- tained for Lu- nacy.  —  Dé- tenus pour cause de folie.	Convictions. — Condemnations.				Sentence.		
					Total.	Con- victed 1st.	Con- victed 2nd.	Reite- rated.	Committed to Jail. — Emprisonnés.		
						— — — Con- dam- nés une fois.	— — — Con- dam- nés deux fois.	— — — Plus de 2 réci- des.	With the option of a fine. — Sur option entre- la pri- son ou l'a- mende	No option. — Sans option.	
										Un- der one year. — Moins d'un an.	One year and over. — Un an et plus.
		M.	F.								

Perjury and subornation of perjury—*Concluded.*

St. Hyacinthe, Que .....	2	1	..	..	1	1	..	..	..	..	..
Three Rivers, Que .....	1	..	1	..	..	..	..	..	..	..	..
Totals of Quebec. ....	25	16	2	..	7	7	..	..	..	3	..
Elgin, Ont. ....	4	1	..	..	3	3	..	..	..	..	..
Essex, Ont. ....	1	..	..	..	1	1	..	..	..	1	..
Grey, Ont. ....	2	1	..	..	1	1	..	..	..	..	..
Hastings, Ont. ....	2	2	..	..	..	..	..	..	..	..	..
Huron, Ont. ....	1	..	..	..	1	1	..	..	1	..	..
Lambton, Ont. ....	1	1	..	..	..	..	..	..	..	..	..
Leeds and Grenville, Ont. ....	2	1	..	..	1	1	..	..	..	..	1
Lincoln, Ont. ....	1	..	..	..	1	1	..	..	..	..	..
Parry, Sound, Ont. ....	1	1	..	..	..	..	..	..	..	..	..
Perth, Ont. ....	2	2	..	..	..	..	..	..	..	..	..
Peterborough, Ont. ....	3	3	..	..	..	..	..	..	..	..	..
Sudbury, Ont. ....	2	1	..	..	1	1	..	..	..	1	..
Thunder Bay, Ont. ....	1	..	..	..	1	1	..	..	..	1	..
Waterloo, Ont. ....	4	..	..	..	4	4	..	..	..	3	..
Wellington, Ont. ....	1	..	..	..	1	1	..	..	..	1	..
Wentworth, Ont. ....	1	1	..	..	..	..	..	..	..	..	..
York, Ont. ....	10	5	..	..	5	5	..	..	..	2	1
Totals of Ontario. ....	39	19	..	..	20	20	..	1	8	2	..
Manitoba, Central .....	1	1	..	..	..	..	..	..	..	..	..
Manitoba, Eastern .....	4	3	..	..	1	1	..	..	..	..	..
Manitoba, Northern .....	1	1	..	..	..	..	..	..	..	..	..
Manitoba, Western .....	1	1	..	..	..	..	..	..	..	..	..
Battleford, Sask. ....	1	1	..	..	..	..	..	..	..	..	..
Prince-Albert, Sask. ....	4	1	..	..	3	3	..	..	..	2	..
Saskatoon, Sask. ....	3	2	..	..	1	1	..	..	..	..	..
Scott, Sask. ....	1	..	..	..	1	1	..	..	..	..	1
Swift Current, Sask. ....	3	2	..	..	2	2	..	..	..	..	..
Weyburn, Sask. ....	1	..	..	..	1	1	..	..	..	1	..
Yorkton, Sask. ....	2	..	2	..	1	..	..	..	..	..	..
Totals of Saskatchewan ....	15	5	2	..	8	8	..	..	..	3	1
Edmonton, Alta. ....	5	3	..	..	2	2	..	..	..	1	1
Lethbridge, Alta. ....	2	2	..	..	..	..	..	..	..	..	..
Atlin, B. C. ....	2	2	..	..	..	..	..	..	..	..	..
Vancouver, B. C. ....	3	2	..	..	1	1	..	..	..	..	1
Totals of Canada .....	105	59	5	..	41	40	1	..	1	16	5

*a Nolle prosequi.*

SESSIONAL PAPER No. 10d

Tableau I. Autres délits non compris dans les classes précédentes Classe VI.

Sentence.						Ages & Sexes.										Civil Condition.		
Penitentiary. — Pénitencier.			D'th.  De mort	Com- mitted to Refor- ma- to- ries.  En- voyés à la prison de Réfor- me.	Other Senten- ces.  Autres senten- ces.	Under 16 years.		16 years and under 21.		21 years and under 40.		40 years and over.		Not given.		Single  —  Céli- ba- taires	Mar- ried.  —  Ma- riés.	Wi- dowed  —  En veu- vage.
Two years and under five.	Five years and over.	Life.				Moins de 16 ans.	16 ans et moins de 21.	21 ans et moins de 40.	40 ans et plus.	Non- donné.								
Deux ans et m'ns de cinq.	Cinq ans et plus.	A vie.				M.	F.	M.	F.	M.	F.	M.	F.					
						H.	F.	H.	F.	H.	F.	H.	F.	H.	F.			

Parjure et subornation de parjure—Fin.

					1							1					1	
	1				3			1		4		2					4	3
					3			3									3	
					1					1							1	
												1						
					1			1		1							1	
					1												1	
					1					1								
					1					3		1					1	3
														1				
					2					3				1	1		3	2
					9			4		10		1	2		2	1	10	9
					1					1							1	
					1					2				1			1	1
					1									1			1	1
					2					1							2	
										2								1
										1								
					4					6				1	1		3	4
								1		1							1	1
										1							1	
1	1				17			7		23		1	5	1	3	1	20	19

9 GEORGE V, A. 1919

Table 1. Other offences not included in the foregoing classes. Class VI.

Judicial District in which offence was com- mitted.  District judi- ciaires où l'offense a été commise.	Number of Charges  —  Nombre d'accu- sations.	Ac- quit- ted. — —  Ac- quit- tés.		De- tained for Lu- nacy. — —  Dé- tenus pour cause de folie.	Convictions. — Condemnations.				Sentence.		
									Committed to Jail. — Emprisonnés.		
					Total.	Con- victed 1st.	Con- victed 2nd.	Reite- rated.	With the option of a fine. — Sur option entre la pri- son ou l'a- mende	No Option. — Sans option.	
						Con- dam- nés une- fois.	Con- dam- nés deux fois.	Plus de 2 rédi- ves.		Un- der one year. — Moins d'un an.	One year and over. — Un an et plus.
		M.	F.								
Carrying unlawful weapons.											
Cumberland, N.S. ....	1				1	1			1		
Montreal, Que. ....	12				12	6	4	2			
Ottawa, Que. ....	1				1	1					
Three Rivers, Que. ....	1				1	1					
Algoma, Ont. ....	2				2	2			2		
Brant, Ont. ....	3				3	3			2		
Essex, Ont. ....	4				4	3	1		3		
Frontenac, Ont. ....	2				2	2			1		
Grey, Ont. ....	1	1									
Lennox & Addington, Ont. ....	1				1	1			1		
Lincoln, Ont. ....	4				4	4			4		
Nipissing, Ont. ....	1				1	1			1		
Norfolk, Ont. ....	2	1			1	1			1		
Northumberland & Durham, Ont. ....	1				1	1				1	
Oxford, Ont. ....	3				3	3			1		
Parry Sound, Ont. ....	2	1			1	1			1		
Perth, Ont. ....	1				1	1			1		
Prince Edward, Ont. ....	2				2	2			1		
Renfrew, Ont. ....	4				4	3	1		4		
Stormont, Dundas & Glengarry, O	1				1	1			1		
Welland, Ont. ....	30	2			28	27	1		27		
Wellington, Ont. ....	1				1		1		1		
York, Ont. ....	1	1									
Totals of Ontario. ....	66	6			60	56	4		52	1	
Dauphin, Man. ....	1				1	1			1		
Manitoba, Central. ....	1				1	1			1		
Manitoba, Western. ....	1				1	1			1		
Battleford, Sask. ....	5				5	4	1		5	2	
Kerr-Robert, Sask. ....	2				2	2			2		
Moose Jaw, Sask. ....	1				1	1				1	
Yorkton, Sask. ....	1	1									
Totals of Saskatchewan. ....	9	1			8	7	1		5	3	
Medicine Hat, Alta. ....	1				1	1				1	
Stettler, Alta. ....	2				2	2			2		
Atlin, B.C. ....	1				1	1			1		
Cariboo, B. C. ....	1				1	1			1		
Kootenay, B. C. ....	4	1			3	3			1	2	
Vancouver, B.C. ....	2				2	2			2		
Victoria, B. C. ....	1				1		1				
Yale, B.C. ....	2				2	2			1	1	
Total of British Columbia. ....	11	1			10	9	1		6	3	
Totals of Canada. ....	107	8			99	87	10	2	69	8	



## SESSIONAL PAPER No. 10d

Tableau 1. Autres délits non compris dans les classes précédentes. Classe VI.

Sentence.						Ages & Sexes.										Civil Condition — État civil		
Penitentiary. — Pénitencier.			D'th.  De mort	Com- mit- ted to Refor- ma- to- ries.  En- voyés à la prison de Réfor- me.	Other Sen- tences.  Autres sen- tences.											Single  Céli- ba- taires.	Mar- ried.  Ma- riés.	Wi- dowed  En veu- vage.
Two years and un- der five.  Deux ans et m'ns de cinq.	Five years and over.  Cinq ans et plus.	Life.  —  A vie.				Under 16 years.		16 years and under 21.		21 years and under 40.		40 years and over.		Not given.				
						Moins de 16 ans.		16 ans et moins de 21.		21 ans et moins de 40.		40 ans et plus.		Non- donné.				
						M.	F.	M.	F.	M.	F.	M.	F.	M.	F.			
—	—	—	—	—	—	H.	F.	H.	F.	H.	F.	H.	F.	—	—	—		

## Port d'armes illégal.

1																	1	
				1	11	12											12	
					1			1		1							1	
										2							2	
					1			2		1							3	
					1			4									4	
					1			1		1							2	
												1					1	
								2		2							3	
								1		1							1	
					2			3		1							1	
										1							1	
					1	1				3		1					1	
					1	1						1					4	
					1			5		22		1					21	
										1							1	
					7	2		18		34	2	4					49	10
												1					1	
										1				1			1	
														5				
										1				2			1	
										1				7			1	
										1								
														2			1	
																	2	
										1				1			1	
										1				2			1	
	1					2						1					1	
												1		1			1	
	1					2				2		2		4			5	2
1				1	20	16		19		41	2	7		14			71	17

Table I. Other offences not included in the foregoing classes. Class VI.

Judicial District in which offence was com- mitted. — Districts judi- ciaires où l'offense a été commise.	Number of Charges  —  Nombre d'accu- sations.	Ac- quit- ted.  —  Ac- quit- tés.	De- tained for Lu- nacy.  —  Dé- tenus pour cause de folie.	Convictions. — Condemnations.				Sentence.		
								Committed to Jail. — Emprisonnés.		
					Con- victed 1st.	Con- victed 2nd.	Reite- rated.	With the option of a fine.	No Option. — Sans option.	
				Total	—  Con- dam- nés une fois.	—  Con- dam- nés deux fois.	—  Plus de 2 rédi- ves.	—  Sur option entre la pri- son ou l'a- mende	Un- der one year. — Moins d'un an.	One year and over. — Un an et plus.

## Conspiracy.

Montreal, Que. . . . .	21	17	2	2	1	1	.....	.....	1	.....
Algoma, Ont. . . . .	2	2	.....	.....	.....	.....	.....	.....	.....	.....
Brant, Ont. . . . .	1	1	.....	.....	.....	.....	.....	.....	.....	.....
Ontario, Ont. . . . .	4	.....	.....	4	4	.....	.....	.....	.....	.....
Peel, Ont. . . . .	1	.....	.....	1	1	.....	.....	1	.....	.....
York, Ont. . . . .	20	10	.....	10	7	1	2	1	5	.....
Totals of Ontario . . . . .	28	12	1	15	12	1	2	2	5	.....
Manitoba, Eastern . . . . .	2	1	.....	1	1	.....	.....	.....	.....	1
Moose Jaw, Sask. . . . .	2	.....	.....	2	2	.....	.....	.....	.....	.....
Edmonton, Alta. . . . .	1	.....	.....	1	.....	1	.....	.....	1	.....
Totals of Canada . . . . .	54	30	1	21	16	3	2	2	7	1

## Forcible entry.

Halifax, N.S. . . . .	1	1	.....	.....	.....	.....	.....	.....	.....	.....
Thunder Bay, Ont. . . . .	1	.....	.....	1	1	.....	.....	.....	.....	.....
Manitoba, Eastern . . . . .	1	.....	.....	1	1	.....	.....	1	.....	.....
Totals of Canada . . . . .	3	1	.....	2	2	.....	.....	1	.....	.....

## Offences against gambling and lottery acts.

Halifax, N.S. . . . .	4	2	.....	2	2	.....	.....	.....	.....	.....
Restigouche, N.B. . . . .	1	.....	.....	1	1	.....	.....	1	.....	.....
Bedford, Que. . . . .	2	.....	.....	2	2	.....	.....	.....	2	.....
Montreal, Que. . . . .	197	7	.....	190	190	.....	.....	187	3	.....
Quebec, Que. . . . .	2	2	.....	.....	.....	.....	.....	.....	.....	.....
St. Francis, Que. . . . .	6	3	.....	3	2	1	.....	2	.....	.....
St. Hyacinthe, Que. . . . .	6	.....	.....	6	4	2	.....	6	.....	.....
Totals of Quebec . . . . .	213	12	.....	201	198	3	.....	195	5	.....
Algoma, Ont. . . . .	7	1	.....	6	6	.....	.....	4	1	1
Brant, Ont. . . . .	2	1	.....	1	1	.....	.....	1	.....	.....
Carleton, Ont. . . . .	5	.....	.....	5	5	.....	.....	5	.....	.....
Elgin, Ont. . . . .	1	.....	.....	1	.....	1	.....	1	.....	.....
Kenora, Ont. . . . .	1	.....	.....	1	1	.....	.....	1	.....	.....
Kent, Ont. . . . .	1	.....	.....	1	1	.....	.....	1	.....	.....
Lennox and Addington, Ont. . . . .	2	.....	.....	2	2	.....	.....	2	.....	.....
Lincoln, Ont. . . . .	2	2	.....	.....	.....	.....	.....	.....	.....	.....
Manitoulin, Ont. . . . .	2	.....	.....	2	2	.....	.....	2	.....	.....
Middlesex, Ont. . . . .	9	.....	.....	9	9	.....	.....	9	.....	.....

## SESSIONAL PAPER No. 10d

Tableau 1. Autres délits non compris dans les classes précédentes. Classe VI.

Sentence.					Ages & Sexes.										Civil Condition. — État civil.		
Penitentiary. — Pénitencier.			D'th. De mort.	Com- mit- ted to Refor- ma- to- ries. — En- voyés à la prison de Réfor- me.	Other Sen- tences. — Autres sen- tences.	Under 16 years.	16 years and under 21.	21 years and under 40.	40 years and over.	Not given.	Single.		Mar- ried.		Wi- dowed		
Two years and un- der five.	Five years and over.	Life.				Moins de 16 ans.	16 ans et moins de 21.	21 ans et moins de 40.	40 ans et plus.	Non- donné.							
— Deux ans et m's de cinq.	— Cinq ans et plus.	— A vie.				M.	F.	M.	F.	M.							F.
—	—	—				—	—	—	—	—	—	—	—	Céli- ba- taires.	Ma- riés.	En veu- vage.	

## Conspiracy.

.....	.....	.....	.....	.....	1	.....	.....	.....	.....	2	.....	.....	.....	.....	.....	.....	.....	.....
.....	.....	.....	.....	.....	.....	.....	.....	.....	.....	.....	.....	.....	.....	.....	.....	.....	.....	.....
.....	.....	.....	.....	.....	1	.....	.....	.....	.....	2	.....	2	.....	.....	.....	.....	4	.....
1	.....	.....	.....	1	2	3	.....	3	.....	1	.....	3	.....	.....	.....	1	7	3
1	.....	.....	.....	1	6	3	.....	3	.....	4	.....	5	.....	.....	.....	8	7	.....
.....	.....	.....	.....	.....	.....	.....	.....	1	.....	.....	.....	.....	.....	.....	.....	.....	1	.....
2	.....	.....	.....	.....	.....	.....	.....	.....	.....	2	.....	.....	.....	.....	.....	1	1	.....
.....	.....	.....	.....	.....	.....	.....	.....	.....	.....	.....	.....	1	.....	.....	.....	.....	1	.....
3	.....	.....	.....	1	7	3	.....	4	.....	8	.....	6	.....	.....	.....	9	10	.....

## Violation de propriété.

.....	.....	.....	.....	.....	1	.....	.....	.....	.....	.....	.....	1	.....	.....	.....	.....	1	.....
.....	.....	.....	.....	.....	.....	.....	.....	.....	.....	1	.....	.....	.....	.....	.....	.....	1	.....
.....	.....	.....	.....	.....	1	.....	.....	.....	.....	1	.....	1	.....	.....	.....	.....	2	.....

## Infraction aux lois défendant le jeu et les loteries.

.....	.....	.....	.....	.....	2	.....	.....	.....	.....	2	.....	.....	.....	.....	.....	1	1	.....
.....	.....	.....	.....	.....	.....	.....	.....	.....	.....	.....	.....	1	.....	.....	.....	.....	1	.....
.....	.....	.....	.....	.....	.....	.....	.....	1	.....	2	.....	40	.....	2	.....	2	111	.....
.....	.....	.....	.....	.....	.....	.....	.....	.....	.....	147	.....	.....	.....	.....	.....	78	.....	.....
.....	.....	.....	.....	.....	1	.....	.....	.....	.....	3	.....	.....	.....	.....	.....	3	.....	.....
.....	.....	.....	.....	.....	.....	.....	.....	.....	.....	6	.....	.....	.....	.....	.....	1	5	.....
.....	.....	.....	.....	.....	1	.....	.....	1	.....	158	.....	40	.....	2	.....	84	116	.....
.....	.....	.....	.....	.....	.....	.....	.....	.....	.....	3	.....	1	.....	2	.....	2	4	.....
.....	.....	.....	.....	.....	.....	.....	.....	.....	.....	2	.....	3	.....	.....	.....	.....	4	1
.....	.....	.....	.....	.....	.....	.....	.....	.....	.....	1	.....	.....	.....	.....	.....	.....	1	.....
.....	.....	.....	.....	.....	.....	.....	.....	.....	.....	.....	.....	.....	.....	1	.....	.....	.....	.....
.....	.....	.....	.....	.....	.....	.....	.....	.....	.....	.....	.....	.....	.....	1	.....	.....	4	.....
.....	.....	.....	.....	.....	.....	.....	.....	.....	.....	.....	.....	.....	.....	2	.....	.....	.....	.....
.....	.....	.....	.....	.....	.....	.....	.....	.....	.....	4	.....	5	.....	.....	.....	2	7	.....

Table I.

Other offences not included in the foregoing classes.

Class VI.

Judicial Districts in which offence was com- mitted.  Districts judi- ciaires où l'offense a été commise.	Number of Charges  —  Nombre d'accu- sations.	Ac- quit- ted.  —  Ac- quit- tés.	De- tained for Lu- nacy.  —  Dé- tenus pour cause de folie.	Convictions. — Condamnations.				Sentence.		
				Total.	Con- victed 1st.	Con- victed 2nd.	Reite- rated.	Committed to Gaol. — Emprisonnés.		
					—	—	—	With the option of a fine. — Sur option entre la pri- son ou l'a- mende	No Option.	
					Con- dam- nés une fois.	Con- dam- nés deux fois.	Plus de 2 réci- des.		Sans option.	Option.
		M.	F.						Un- der one year. — Moins d'un an.	One year and over — Un an et plus.

Offences against gambling and lottery acts—*Concluded.*

Norfolk, Ont. ....	4	4	..	..	..	..	..	..	..	..
Northumberland & Durham, Ont..	1	..	..	..	1	1	..	1	..	..
Oxford, Ont. ....	1	..	..	..	1	1	..	1	..	..
Perth, Ont. ....	4	..	..	..	4	4	..	4	..	..
Prescott & Russell, Ont. ....	1	..	..	..	1	1	..	1	..	..
Rainy River, Ont. ....	1	..	..	..	1	1	..	..	1	..
Simcoe, Ont. ....	6	..	..	..	6	6	..	6	..	..
Stormont, D'das & Glengarry, O...	2	..	..	..	2	2	..	2	..	..
Sudbury, Ont. ....	2	..	..	..	2	2	..	2	..	..
Temiskaming, Ont. ....	12	3	..	..	9	7	2	9	..	..
Thunder Bay, Ont. ....	16	..	..	..	16	16	..	16	..	..
Waterloo, Ont. ....	1	..	..	..	1	1	..	..	..	..
Welland, Ont. ....	6	1	..	..	5	5	..	5	..	..
York, Ont. ....	47	8	..	..	39	39	..	22	16	1
Totals of Ontario .....	136	20	..	..	116	113	1	95	18	2
Manitoba, Eastern .....	29	4	..	..	25	23	2	25	..	..
Manitoba, Western .....	6	1	..	..	5	5	..	4	..	..
Moose Jaw, Sask. ....	2	1	..	..	1	1	..	1	..	..
Prince Albert, Sask. ....	3	..	..	..	3	3	..	3	..	..
Regina, Sask. ....	8	..	..	..	8	7	1	8	..	..
Saskatoon, Sask. ....	1	..	..	..	1	1	..	1	..	..
Swift Current, Sask. ....	3	..	..	..	3	3	..	3	..	..
Weyburn, Sask. ....	2	..	..	..	2	2	..	2	..	..
Yorkton, Ont. ....	1	..	..	..	1	1	..	1	..	..
Totals of Saskatchewan .....	20	1	..	..	19	18	1	19	..	..
Athabaska, Alta. ....	1	..	..	..	1	1	..	1	..	..
Calgary, Alta. ....	24	12	..	..	12	11	1	12	..	..
Edmonton, Alta. ....	4	..	..	..	4	4	..	3	1	..
Medicine Hat, Alta. ....	7	..	..	..	7	7	..	7	..	..
Wetaskiwin, Alta. ....	4	2	..	..	2	2	..	1	1	..
Totals of Alberta .....	40	14	..	..	26	25	1	24	2	..
Atlin, B.C. ....	2	..	..	..	2	2	..	2	..	..
Cariboo, B.C. ....	1	..	..	..	1	1	..	1	..	..
Kootenay, B.C. ....	4	..	..	..	4	3	1	4	..	..
Vancouver, B.C. ....	11	1	..	..	10	10	..	10	..	..
Victoria, B.C. ....	3	1	..	..	2	2	..	1	1	..
Westminster, B.C. ....	1	..	..	..	1	1	..	1	..	..
Totals of British Columbia ..	22	2	..	..	20	19	1	19	1	..
Totals of Canada .....	471	56	..	..	415	404	6	382	26	2



SESSIONAL PAPER No. 10d

Tableau I.

Autres délits non compris dans les classes précédentes.

Classe vi.

Sentence.						Ages & Sexes.										Civil Condition.		
Penitentiary.			D'th.	Com- mit- ted to Refor- ma- to- ries.	Other senten- ces.											Etat civil.		
Pénitencier.																Single	Mar- ried.	Wi- dowed
Two years and un- der five.	Five years and over.	Life.																
Deux ans et m'ns de cinq.	Cinq ans et plus.	A vie				—	—	—	Under 16 years.	16 years and under 21.	21 years and under 40.	40 years and over.	Not given.					
			De mort	En- voyés à la prison de Réfor- me.	Autres senten- ces.	Moins de 16 ans.	16 ans et moins de 21.	21 ans et moins de 40.	40 ans et plus.	Non- donné.			Céli- ba- taires	Ma- riés.	En veu- vage.			
						M. F.	M. F.	M. F.	M. F.	M. F.	M. F.							
						— —	— —	— —	— —	— —	— —							
						H. F.	H. F.	H. F.	H. F.	H. F.	H. F.							

Infraction aux lois défendant le jeu et les loteries—Fin.

										1				1	
										1				1	
										1					
										5				6	
										2			2		
										7				1	
										1				3	
					1					3				4	
										4				1	
							2			18				4	
										16				14	
					1										
							2								
										53				53	1
										17				5	
					1					2				1	
										1					
										3				3	
										5				4	
										1				1	
										2				1	
										1				1	
										2					
										1					
										1					
										10				9	6
										6				4	
										1				2	
										1					
										2				7	
										7					
										1				1	
										8				6	8
														2	
										1				2	
										1				3	1
										2					
										1				2	
										1				1	
										5				10	2
												</			

9 GEORGE V, A. 1919

Table I.

Other offences not included in the foregoing classes.

Class VI.

Judicial Districts in which offence was com- mitted.  Districts judi- ciaires où l'offense a été commise.	Number of Charges  —  Nombre d'accu- sations.	Ac- quit- ted.  —  Ac- quit- tés.	De- tained for Lu- nacy.  —  Dé- tenus pour cause de folie.	Convictions. — Condamnations.				Sentence.		
				Total.	Con- victed 1st.  —  Con- dam- nés une fois.	Con- victed 2nd.  —  Con- dam- nés deux fois.	Reite- rated.  —  Plus de 2 réci- di- ves.	Committed to Jail. — Emprisonnés.		
								With the option of a fine. — Sur option entre la pri- son ou l'a- mi- nde	No Option. — Sans option.	
									Un- der one year. — Moins d'un an.	One year and over. — Un an et plus.
Prison breach, escape, attempting and aiding to escape from prison—Continued.										
Cape Breton, N.S. ....	2	...	...	2	2	...	...	2	...	...
Cumberland, N.S. ....	3	...	...	3	1	1	1	...	...	...
Halifax, N.S. ....	5	...	...	5	1	2	2	...	3	...
Lunenburg, N.S. ....	1	...	...	1	1	...	...	...	...	...
Yarmouth, N.S. ....	1	...	...	1	...	...	1	...	...	...
Totals of Nova Scotia. ....	12	...	...	12	5	3	4	2	3	...
Westmoreland, N.B. ....	2	...	...	2	2	...	...	...	2	...
Montreal, Que. ....	10	1	...	9	6	3	...	...	5	3
Quebec, Que. ....	1	...	...	1	...	1	...	...	...	...
Richelieu, Que. ....	2	...	...	2	...	...	2	...	...	...
St. Hyacinthe, Que. ....	2	...	...	2	...	2	...	...	1	...
Totals of Quebec. ....	15	1	...	14	6	6	2	...	6	3
Brant, Ont. ....	2	1	...	1	...	1	...	...	...	...
Carleton, Ont. ....	4	1	...	3	1	1	1	...	...	...
Elgin, Ont. ....	1	...	...	1	...	...	1	...	...	...
Frontenac, Ont. ....	1	...	...	1	...	1	...	...	...	...
Halton, Ont. ....	2	...	...	2	...	...	2	...	...	1
Hastings, Ont. ....	2	1	...	1	1	...	...	...	1	...
Kenora, Ont. ....	1	...	...	1	1	...	...	...	1	...
Kent, Ont. ....	1	...	...	1	1	...	...	...	...	1
Lambton, Ont. ....	2	...	...	2	2	...	...	2	...	...
Lennox and Addington, Ont. ....	1	...	...	1	1	...	...	...	1	...
Lincoln, Ont. ....	1	...	...	1	1	...	...	...	...	...
Manitoulin, Ont. ....	2	...	...	2	1	...	1	...	2	...
Middlesex, Ont. ....	1	...	...	1	...	...	1	...	...	...
Muskoka, Ont. ....	1	...	...	1	...	...	1	...	...	1
Nipissing, Ont. ....	1	...	...	1	1	...	...	...	1	...
Norfolk, Ont. ....	3	...	...	3	2	1	...	...	...	2
Northumberland & Durham, Ont. ....	1	...	...	1	...	1	...	...	1	...
Parry Sound, Ont. ....	4	...	...	4	...	4	...	...	2	...
Peel, Ont. ....	1	...	...	1	1	...	...	...	...	1
Perth, Ont. ....	2	...	...	2	1	1	...	...	2	...
Prince Edward, Ont. ....	2	...	...	2	1	1	...	...	2	...
Simcoe, Ont. ....	1	...	...	1	...	1	...	...	1	...
Stormont, Dundas & Glengarry, O	2	...	...	2	1	...	1	...	2	...
Sudbury, Ont. ....	30	...	...	30	23	7	...	...	2	15
Thunder Bay, Ont. ....	13	1	...	12	4	3	5	...	5	...
Welland, Ont. ....	1	...	...	1	1	...	...	1	...	...
Wentworth, Ont. ....	4	2	...	2	2	...	...	...	1	...
York, Ont. ....	18	2	...	16	9	6	1	...	8	3
Totals of Ontario. ....	105	7	1	97	55	28	14	3	32	24

## SESSIONAL PAPER No. 10d

Tableau I. Autres délits non compris dans les classes précédentes. Classe VI.

Sentence.						Ages & Sexes.										Civil Condition.			
Penitentiary. — Pénitencier.			D'th.  De mort	Com- mit- ted to Refor- ma- to- ries.  En- voyés à la prison de Réfor- me.	Other Sen- tences.  Autres sen- tences.											État ci: il.			
Two years and un- der five. — Deux ans et m'ns de cinq.	Five years and over. — Cinq ans et plus.	Life.  — A vie				Under 16 years.	16 years and under 21.	21 years and under 40.	40 years and over	Not given.							Single.  —  Céli- ba- taires.	Mar- ried.  —  Ma- riés.	Wi- dowed  —  En veu- vage.
						Moins de 16 ans.	16 ans et moins de 21.	21 ans et moins de 40.	40 ans et plus.	Non- donné.									
						M.	F.	M.	F.	M.	F.	M.	F.	M.	F.				
—	—	—	—	—	—	—	—	—	—	—	—	—	—	—	—	—	—		
H.	F.	H.	F.	H.	F.	H.	F.	H.	F.	H.	F.	H.	F.	H.	F.	H.	F.		

Infraction aux lois des prisons, évasion, tentative et aide d'évasion—*Suite.*

3								1		1						2		
2								2		1				1		3		
1								1		1						4		
1								1								1		
7							1	7		3				1		11		
								1		1						2		
						1	2	2		1				4	1	4		
1	1					1		1		2						1	1	
1								1		1						1	1	
2	1					2	2	3		4				4	1	7	2	
1										1						3	1	
2						1	1	2		1						1		
1						1		1								1		
								1								2		
								1						1		1		
														2				
																1		
						1				1						1		
										1						1		
										2						2	1	
										1						1		
										1						1		
										1						2		
13								12		18						26	4	
2						5		4		8						9	1	
						1				1				1		1		
						1				1				1		1		
3				1	1	1	5		5					5		8	3	
25	1			1	11	3	37		45					12		69	13	1

Table I.

Other offences not included in the foregoing classes.

Class VI.

Judicial Districts, in which offence was com- mitted.  Districts judi- ciaires où l'offense a été commise.	Number of Charges  —  Nombre d'accu- sations.	Ac- quit- ted.  —  Ac- quit- tés.  —  M. F.	De- tained for Lu- nacy.  —  Dé- tenus pour cause de folie.	Convictions. — Condamnations.				Sentence.		
				Total.	Con- victed 1st.  —  Con- dam- nés une fois.	Con- victed 2nd.  —  Con- dam- nés deux fois.	Reite- rated.  —  Plus de 2 réci- des.	Committed to Jail. — Emprisonnés.		
								With the option of a fine.  Sur option entre la pri- son ou l'a- mende	No Option. — Sans option.	
									Un- der one year.  — Moins d'un an.	One year and over.  — Un an et plus.

Prison breach, escape, attempting and aiding to escape from prison.—*Concluded.*

Manitoba, Central.....	1	...	...	1	1	...	...	1	...
Manitoba, Eastern.....	8	...	...	8	4	...	4	1	...
Manitoba, Northern.....	1	...	...	1	...	1	...	1	...
Manitoba, Western.....	1	...	...	1	...	1	...	1	...
Totals of Manitoba.....	11	...	...	11	5	2	4	3	...
Battleford, Sask.....	1	...	...	1	1	...	...	1	...
Prince Albert, Sask.....	6	1	...	5	3	2	...	4	...
Regina, Sask.....	6	...	...	6	5	1	...	4	...
Edmonton, Alta.....	5	...	...	5	5	...	...	1	2
Lethbridge, Alta.....	5	1	...	4	4	...	...	4	...
Atlin, B.C.....	1	...	...	1	1	...	...	1	...
Kootenay, B.C.....	5	1	...	4	2	2	...	2	...
Vancouver, B.C.....	3	...	...	3	3	...	...	3	...
Westminster, B.C.....	2	...	...	2	2	...	...	2	...
Totals of British Columbia..	11	1	...	10	8	2	...	8	...
Yukon.....	1	...	...	1	...	...	1	1	...
Totals of Canada.....	180	11	1	168	99	44	25	69	29

Revenue laws, offences against

Brant, Ont.....	3	...	...	3	3	...	...	3	...
Essex, Ont.....	9	...	...	9	9	...	...	9	...
Nipissing, Ont.....	3	...	...	3	3	...	...	3	...
Parry Sound, Ont.....	9	...	...	9	7	1	1	9	...
Temiskaming, Ont.....	1	...	...	1	1	...	...	1	...
York, Ont.....	1	1	...	...	...	...	...	...	...
Totals of Ontario and Canada..	26	1	...	25	23	1	1	25	...

Riot and affray.

Halifax, N.S.....	28	5	...	23	21	1	1	19	2
Chicoutimi, Que.....	2	2	...	...	...	...	...	...	...
Three Rivers, Que.....	6	6	...	...	...	...	...	...	...
Nipissing, Ont.....	8	...	...	8	8	...	...	8	...
Prescott and Russell, Ont.....	7	...	...	7	7	...	...	7	...
York, Ont.....	9	...	...	9	9	...	...	3	5
Totals of Ontario.....	24	...	...	24	24	...	...	11	12
Manitoba, Eastern.....	7	7	...	...	...	...	...	...	...



## SESSIONAL PAPER No. 10d

Tableau I.										Autres délits non compris dans les classes précédentes										Classe VI.			
Sentence.										Ages & Sexes.										Civil Condition. — État civil.			
Penitentiary. — Pénitencier.			D'th.  De mort.	Com- mit- ted to Refor- ma- to- ries.  En- voyés à la prison de Réfor- me.	Other Senten- ces.  Autres senten- ces.	Under 16 years.		16 years and under 21.		21 years and under 40.		40 years and over.		Not given.		Single  —  Céli- ba- taires	Mar- ried.  —  Mari- és.	Wi- dowed  —  En- veu- vage.					
Two years and un- der five. — Deux ans et m'ns de cinq.	Five years and over. — Cinq ans et plus.	Life.  —  A vie.				Moins de 16 ans.	16 ans et moins de 21.	21 ans et moins de 40.	40 ans et plus.	Non- donné.													
											M.	F.	M.	F.	M.				F.	M.	F.	M.	F.
											—	—	—	—	—				—	—	—	—	—
						M.	F.	M.	F.	M.	F.	M.	F.	M.	F.								
						H.	F.	H.	F.	H.	F.	H.	F.	H.	F.								
Infraction aux lois des prisons, évasion, tentative et aide d'évasion.—Fin.																							
				2	5	5		2			1		1			6	1						
								1								1	1						
				2	5	5		1	2	1		1		1		7	3						
1										1				2		2	1						
					1					3				1		4	1						
					2			2		2		1		3	1	2	3						
					1					2		1		1		2	1						
								1		2				2		2	1						
					1			1		4		1		4		4	2						
										1							1						
35	2			3	22	11		52	2	70		3		23	2	108	27	1					
Délits contre le revenu de l'Etat.																							
										7		2	1			7	3						
										3		5	1			8	1						
										1							1						
										14		9	2			15	10						
Emeute et rixe.																							
					2					18		2		3		14	6						
										7		1				4	4						
										3		1				5	2						
										4		2				7	2						
										7		13		4		16	8						

Table I. Other offences not included in the foregoing classes.

Class VI.

Judicial District in which offence was com- mitted.  Districts judi- ciaires où l'offense a été commise.	Number of Charges  —  Nombre d'accu- sations.	Ac- quit- ted.  Ac- quit- tés.  — — M. F.	De- tained for Lu- nacy.  —  Dé- tenus pour cause de folie.	Convictions. — Condamnations.				Sentence.			
				Total	Con- victed 1st.  —  Con- dam- nés une fois.	Con- victed 2nd.  —  Con- dam- nés deux fois.	Reite- rated.  —  Plus de 2 réci- ves.	Committed to Jail. — Emprisonnés.			
								With the option of a fine. — Sur option entre la pri- son ou l'a- m'nde	No Option. — Sans option.		
									Un- der one year. — Moins d'un an.	One year and over. — Un an et plus.	
Riot and affray—Concluded.											
Kootenay, B.C. ....	2	...	...	...	2	2	...	...	2	...	...
Vancouver, B.C. ....	13	4	...	...	9	9	...	...	5	...	...
Totals of Canada. ....	82	24	..	..	58	56	1	1	37	14	1
Keeping bawdy houses and inmates thereof											
Queen's, P.E.I. ....	4	...	...	...	4	4	...	...	4	...	...
Cape Breton, N.S. ....	1	1	...	...	...	...	...	...	...	...	...
Cumberland, N.S. ....	1	...	...	...	1	1	...	...	...	...	...
Halifax, N. S. ....	19	2	3	...	14	14	...	...	3	4	...
Pictou, N.S. ....	4	...	...	...	4	4	...	...	2	2	...
Yarmouth, N.S. ....	4	...	...	...	4	4	...	...	4	...	...
Totals of Nova Scotia ...	29	3	3	...	23	23	...	...	9	6	...
St. John, N.B. ....	47	...	1	...	46	41	...	5	46	...	...
Westmorland, N.B. ....	9	...	2	...	7	7	...	...	5	2	...
York, N.B. ....	2	2	...	...	...	...	...	...	...	...	...
Totals of New Brunswick...	58	2	3	...	53	48	..	5	51	2	...
Bedford, Que. ....	2	1	...	...	1	1	...	...	1	...	...
Montreal, Que. ....	831	...	...	...	881	831	...	...	645	112	...
Ottawa, Que. ....	6	...	...	...	6	6	...	...	6	...	...
Quebec, Que. ....	60	...	8	...	52	52	...	...	45	1	...
Richelieu, Que. ....	2	...	...	...	2	2	...	...	2	...	...
Rimouski, Que. ....	2	...	...	...	2	2	...	...	2	...	...
St. Francis, Que. ....	3	...	...	...	3	3	...	...	...	...	...
St. Hyacinthe, Que. ....	3	...	...	...	3	2	1	...	3	...	...
Totals of Quebec. ....	909	1	8	...	900	899	1	...	704	113	...
Algoma, Ont. ....	8	...	1	...	7	6	1	...	5	...	...
Brant, Ont. ....	9	3	...	...	6	6	...	...	6	...	...
Carleton, Ont. ....	66	3	13	...	50	50	...	...	20	2	...
Elgin, Ont. ....	17	...	...	...	17	12	5	...	10	...	...
Essex, Ont. ....	5	...	...	...	5	5	...	...	4	...	...
Frontenac, Ont. ....	1	...	...	...	1	1	...	...	...	1	...
Hastings, Ont. ....	2	...	...	...	2	2	...	...	1	...	1
Kent, Ont. ....	3	1	...	...	2	2	...	...	2	...	...
Lambton, Ont. ....	2	...	...	...	2	2	...	...	2	...	...
Leeds and Grenville, Ont. ....	1	...	...	...	1	1	...	...	1	...	...
Lincoln, Ont. ....	2	...	...	...	2	2	...	...	2	...	...
Middlesex, Ont. ....	12	...	...	...	12	10	...	2	10	...	...
Norfolk, Ont. ....	1	...	...	...	1	1	...	...	...	1	...
Oxford, Ont. ....	4	...	...	...	4	4	...	...	4	...	...
Perth, Ont. ....	2	...	...	...	2	2	...	...	1	1	...

## SESSIONAL PAPER No. 10d

Tableau 1. Autres délits non compris dans les classes précédentes. Classe vi.

Sentence.						Ages & Sexes.										Civil Condition. — État civil.				
Penitentiary. — Pénitencier.			D'th.  De mort.	Com- mit- ted to Refor- ma- tories.  En- voyés à la prison de Réfor- me.	Other Sen- tences.  Autres sen- tences.	Under 16 years. — Moins de 16 ans.		16 years and under 21. — 16 ans et moins de 21.		21 years and under 40. — 21 ans et moins de 40.		40 years and over. — 40 ans et plus.		Not given. — Non- donné.		Single.  Céli- ba- taires.	Mar- ried.  Ma- riés.	Wi- dowed  En- veu- vage.		
Two years and un- der five.  Deux ans et m'ns de cinq.	Five years and over.  Cinq ans et plus.	Life.  —  A vie.				M.	F.	M.	F.	M.	F.	M.	F.	M.	F.				M.	F.

## Emeute et rixe.

.....	.....	.....	.....	.....	4	.....	1	.....	2	.....	2	.....	.....	.....	.....	2	.....	.....
.....	.....	.....	.....	.....	6	.....	8	.....	39	.....	8	.....	3	.....	.....	36	19	.....

## Tenant et habitant des maisons de désordre.—Fin.

.....	.....	.....	.....	.....	.....	.....	.....	.....	2	.....	.....	.....	.....	2	.....	.....	2	.....
1	.....	.....	.....	.....	7	.....	.....	4	5	.....	.....	1	4	5	4	2	.....	.....
.....	.....	.....	.....	.....	.....	.....	1	2	.....	1	.....	.....	.....	3	1	.....	.....	.....
1	.....	.....	.....	.....	7	.....	1	6	5	.....	1	1	9	8	5	2	.....	.....
.....	.....	.....	.....	.....	.....	.....	.....	33	1	12	.....	4	3	31	15	.....	.....	.....
.....	.....	.....	.....	.....	.....	.....	.....	33	1	12	.....	4	3	31	15	.....	.....	.....
.....	.....	.....	.....	.....	74	.....	.....	15	753	4	29	22	8	453	257	89	.....	.....
.....	.....	.....	.....	.....	6	.....	3	4	2	3	4	36	5	7	.....	.....	.....	.....
.....	.....	.....	.....	.....	1	.....	.....	1	.....	.....	.....	2	1	1	2	.....	.....	.....
1	.....	.....	.....	1	1	1	.....	3	.....	.....	2	.....	.....	1	2	.....	.....	.....
.....	.....	.....	.....	.....	.....	.....	.....	.....	.....	.....	.....	.....	.....	1	1	.....	.....	.....
1	.....	.....	.....	1	81	1	3	19	757	6	34	33	47	460	269	89	.....	.....
.....	.....	.....	.....	1	1	.....	2	1	3	.....	.....	1	3	3	4	.....	.....	.....
.....	.....	.....	.....	28	.....	.....	5	2	27	2	7	3	4	16	20	8	.....	.....
.....	.....	.....	.....	4	3	.....	3	2	7	1	2	.....	2	3	12	2	.....	.....
.....	.....	.....	.....	1	1	.....	.....	3	2	.....	.....	.....	.....	2	3	.....	.....	.....
.....	.....	.....	.....	.....	.....	.....	.....	.....	1	.....	.....	1	.....	.....	1	.....	.....	.....
.....	.....	.....	.....	.....	.....	.....	.....	2	.....	.....	.....	2	.....	.....	1	.....	.....	.....
.....	.....	.....	.....	.....	.....	.....	.....	.....	.....	.....	.....	1	1	.....	.....	.....	.....	.....
.....	.....	.....	.....	2	.....	.....	.....	2	.....	.....	.....	5	5	.....	1	1	.....	.....
.....	.....	.....	.....	.....	.....	.....	.....	2	1	.....	.....	.....	.....	.....	1	1	.....	.....
.....	.....	.....	.....	.....	.....	.....	.....	2	2	.....	.....	.....	.....	2	2	.....	.....	.....
.....	.....	.....	.....	.....	.....	.....	.....	2	2	.....	.....	.....	.....	.....	2	2	.....	.....





Tableau I.

Autres délits non compris dans les classes précédentes.

Classe VI.

Sentence.						Ages & Sexes.										Civil Condition. — Etat civil.		
Penitentiary. — Pénitencier.			D'th.	Com- mit- ted to Refor- ma- tories.	Other Senten- ces.											Single.	Mar- ried.	Wi- dowed
Two years and un- der five.	Five years and over.	Life.				Under 16 years — Moins de 16 ans.	16 years and under 21. — 16 ans et moins de 21.	21 years and under 40. — 21 ans et moins de 40.	40 years and over. — 40 ans et plus.	Not given. — Non donné.								
Deux ans et m'ins de cinq.	Cinq ans et plus.	A vie.	De mort.	En- voyés à la prison de Re- forme.	Autres senten- ces.	M.	F.	M.	F.	M.	F.	M.	F.	M.	F.	Céli- ba- taires.	Mari- és.	En veu- vages.
						—	—	—	—	—	—	—	—	—	—			
						H.	F.	H.	F.	H.	F.	H.	F.	H.	F.			

Tenant et habitant des maisons de désordre—*Fin.*

[illegible]

### Divers autres délits.

[illegible]

Table I.

Other offences not included in the foregoing classes.

Class VI.

Judicial Districts in which offence was com- mitted.  Districts judi- ciaire où l'offense a été commise.	Number of Charges  —  Nombre d'accu- sations.	Ac- quit- ted.  —  Ac- quit- tés.	De- tained for Lu- nacy.  —  Dé- tenus pour cause de folie.	Convictions. — Condemnations.				Sentence. Committed to Jail. — Emprisonnés.		
				Total.	Con- victed 1st.	Con- victed 2nd.	Reite- rated.	With the option of a fine. — Sur option entre la pri- son ou l'a- m'nde	No Option. — Sans option.	
					Con- dam- nés une fois.	Con- dam- nés deux fois.	Plus de 2 rédi- ves.		Un- der one year. — Moins d'un an.	One year and over. — Un an et plus.
		M.	F.							

Various other misdemeanours.— <i>Concluded.</i>										
Algoma, Ont.	23				23	23			17	2
Brant, Ont.	1				1	1				
Carleton, Ont.	5	2	1		2	2				1
Elgin, Ont.	2				2	2				
Hastings, Ont.	3	2			1	1			1	
Kenora, Ont.	5				5	5			5	
Lambton, Ont.	1	1								
Leeds and Grenville, Ont.	2	1			1	1				
Middlesex Ont.	3	1			2	1		1		1
Parry Sound, Ont.	1				1	1				
Perth, Ont.	3	1			2	2				
Thunder Bay, Ont.	1		1							
Welland, Ont.	1				1	1			1	
Wentworth, Ont.	4	1			3	3			2	
York, Ont.	48	9			39	38	1		31	8
Totals of Ontario	103	18	2		83	81	1	1	57	11
Manitoba, Eastern.	2	2								
Battleford, Sask.	1	1								
Prince Albert, Sask.	3				3	3				3
Saskatoon, Sask.	2				2	1	1			2
Swift Current, Sask.	1				1	1				
Wynyard, Sask.	2	2								
Yorkton, Sask.	1	1								
Totals of Saskatchewan.	10	4			6	5	1			5
Calgary, Alta.	5	2			3	3			3	
Edmonton, Alta.	2	2								
Stettler, Alta.	2	a2								
Wetaskiwin, Alta.	1				1	1				
Totals of Alberta.	10	6			4	4			3	
Atlin, B.C.	1	1								
Kootenay, B.C.	2	2								
Vancouver, B.C.	4	2			2	2				1
Victoria, B.C.	2	a1			1	1			1	
Totals of British Columbia.	9	6			3	3			1	1
Totals of Canada.	147	47	2		98	95	2	1	61	17

a, 1 Nolle prosequi.

## SESSIONAL PAPER No. 10d

Tableau I.													Autres délits non compris dans les classes précédentes.													Classe VI.		
Sentence.													Ages & Sexes.													Civil Condition. — État civil.		
Penitentiary. Pénitencier.			D'th.  De mort.	Com- mit- ted to Refor- ma- to- ries.  En- voyés à la prison de Réfor- me.	Other Senten- ces.  Autres senten- ces.	Under 16 years.		16 years and under 21.		21 years and under 40.		40 years and over.		Not given.		Single  Céli- ba- taires.	Mar- ried.  Mari- és.	Wi- dowed  En- veu- vage.										
Two years and un- der five.	Five years and over.	Life.  A vie.				Moins de 16 ans.		16 ans et moins de 21.		21 ans et moins de 40.		40 ans et plus.		Non- donné.														
						M.	F.	M.	F.	M.	F.	M.	F.	M.	F.													
						—	—	—	—	—	—	—	—	—	—													
Deux ans et m <sup>ns</sup> de cinq.	Cinq ans et plus.				H.	F.	H.	F.	H.	F.	H.	F.	H.	F.														

## Divers autres délits.—Fin.

.....	.....	.....	.....	.....	4	.....	.....	1	.....	18	1	1	.....	2	.....	15	8	.....
.....	.....	.....	.....	.....	1	.....	.....	.....	.....	.....	1	.....	.....	.....	.....	.....	1	.....
.....	.....	.....	.....	.....	1	.....	.....	1	.....	.....	.....	1	.....	.....	.....	2	.....	.....
.....	.....	.....	.....	.....	2	.....	.....	1	.....	.....	.....	1	.....	.....	.....	1	1	.....
.....	.....	.....	.....	.....	.....	.....	.....	.....	.....	5	.....	.....	.....	.....	.....	5	1	.....
.....	.....	.....	.....	.....	.....	.....	.....	.....	.....	.....	.....	.....	.....	.....	.....	.....	.....	.....
.....	.....	.....	.....	.....	1	.....	.....	1	.....	.....	.....	.....	.....	.....	.....	1	.....	.....
.....	.....	.....	.....	.....	1	.....	.....	1	.....	.....	.....	1	.....	.....	.....	1	1	.....
.....	.....	.....	.....	.....	1	.....	.....	.....	.....	.....	.....	.....	.....	1	.....	.....	2	.....
.....	.....	.....	.....	.....	2	.....	.....	2	.....	.....	.....	.....	.....	.....	.....	.....	.....	.....
.....	.....	.....	.....	.....	.....	.....	.....	.....	.....	1	.....	.....	.....	.....	.....	1	.....	.....
.....	.....	.....	.....	.....	1	.....	.....	.....	.....	.....	1	.....	.....	2	.....	.....	1	.....
.....	.....	.....	.....	.....	.....	.....	.....	4	.....	26	.....	5	.....	3	1	18	16	1
.....	.....	.....	.....	.....	14	.....	.....	9	2	50	3	9	1	8	1	44	31	1
.....	.....	.....	.....	.....	.....	.....	.....	.....	.....	.....	.....	.....	.....	.....	.....	.....	.....	.....
.....	.....	.....	.....	.....	.....	.....	.....	.....	.....	2	.....	1	.....	.....	.....	2	1	.....
.....	.....	.....	.....	.....	.....	.....	.....	.....	.....	2	.....	.....	.....	.....	.....	.....	2	.....
.....	.....	.....	.....	.....	1	.....	.....	.....	.....	.....	.....	.....	.....	1	.....	.....	.....	.....
.....	.....	.....	.....	.....	.....	.....	.....	.....	.....	.....	.....	.....	.....	.....	.....	.....	.....	.....
.....	.....	.....	.....	.....	.....	.....	.....	.....	.....	.....	.....	.....	.....	.....	.....	.....	.....	.....
.....	.....	.....	.....	.....	1	.....	.....	.....	.....	4	.....	1	.....	1	.....	2	3	.....
.....	.....	.....	.....	.....	.....	.....	.....	.....	.....	3	.....	.....	.....	.....	.....	1	2	.....
.....	.....	.....	.....	.....	.....	.....	.....	.....	.....	.....	.....	.....	.....	.....	.....	.....	.....	.....
1	.....	.....	.....	.....	.....	.....	.....	1	.....	.....	.....	.....	.....	.....	.....	1	.....	.....
1	.....	.....	.....	.....	.....	.....	.....	1	.....	3	.....	.....	.....	.....	.....	2	2	.....
.....	.....	.....	.....	.....	.....	.....	.....	.....	.....	.....	.....	.....	.....	.....	.....	.....	.....	.....
.....	.....	.....	.....	.....	1	.....	.....	.....	.....	1	.....	1	.....	.....	.....	.....	2	.....
.....	.....	.....	.....	.....	.....	.....	.....	.....	.....	.....	.....	1	.....	.....	.....	1	.....	.....
.....	.....	.....	.....	.....	.....	.....	.....	.....	.....	.....	.....	.....	1	.....	.....	.....	.....	.....
.....	.....	.....	.....	.....	1	.....	.....	.....	.....	1	.....	1	.....	.....	.....	.....	3	.....
1	.....	.....	.....	.....	18	.....	.....	10	2	58	3	12	2	10	1	48	40	1





---

---

## TABLE II.

SUMMARY OF TABLE I BY CLASSES AND PROVINCES WITH  
TOTALS OF EACH PROVINCE AND OF CANADA.

---

## TABLEAU II.

RÉCAPITULATION DU TABLEAU I PAR CLASSES ET PAR  
PROVINCES AVEC TOTAUX DE CHAQUE  
PROVINCE ET DU CANADA.

---

---

Table II. Summary by classes and provinces.

Judicial Districts in which offence was com- mitted.  Districts judi- ciaires où l'offense a été commise.	Number of Charges  Nombre d'accu- sations.	Ac- quit- ted.  Ac- quit- tés.	De- tained for Lu- nacy.  Dé- tenu pour cause de folie.	Convictions. — Condamnations.				Sentence. Committed to Jail. — Emprisonnés.		
				Total.	Con- victed 1st.	Con- victed 2nd.	Reite- rated.	With the option of a fine.  Sur option entre la pri- mnde	No Option. — Sans option.	
					—	—	—		Un- der one year.	One year and over.
					Con- dam- nés deux fois.	Con- dam- nés deux fois.	Plus de 2 réci- des.		Mois d'un an.	Un- an et plus.
		M.	F.							

## Class I.—Offences against the person.

Prince Edward Island.....	1	1									
Nova Scotia.....	260	60	5		195	180	12	3	107	31	4
New Brunswick.....	53	9			44	42	2		32	9	
Quebec.....	506	154	15	5	332	309	9	14	185	41	9
Ontario.....	1,832	465	41	5	1,321	1,207	76	58	652	201	71
Manitoba.....	268	65	3		200	187	8	5	113	25	8
Saskatchewan.....	268	82	6	1	179	162	8	9	64	58	15
Alberta.....	221	60	2	1	158	144	12	2	75	40	10
British Columbia.....	154	55	3		96	85	6	5	45	15	7
Yukon.....	4	1			3	5			3		
Canada.....	3,567	952	75	12	2,528	2,319	133	76	1,276	420	124

## Class II.—Offences against property with violence.

Prince Edward Island.....	7	1			6	5		1			
Nova Scotia.....	172	29			143	95	34	14		14	2
New Brunswick.....	17	3			14	11	3			2	
Quebec.....	509	129	1	1	375	244	63	68	2	61	11
Ontario.....	1,165	100		1	1,064	610	190	264	81	168	97
Manitoba.....	271	12			259	183	31	45	9	21	21
Saskatchewan.....	66	7			59	47	8	4	9	19	9
Alberta.....	37	9			28	23	4	1	1	6	6
British Columbia.....	124	22	1		101	81	8	12	7	5	4
Yukon.....											
Canada.....	2,365	312	2	2	2,049	1,299	341	409	109	296	150

## Class III.—Offences against property without violence.

Prince Edward Island.....	30	3			27	25	2		3	2	
Nova Scotia.....	416	123	11		282	244	28	10	15	54	14
New Brunswick.....	244	31	3		210	156	20	34	9	31	2
Quebec.....	2,208	416	38	2	1,752	1,345	213	194	174	391	55
Ontario.....	6,021	1,024	115	1	4,881	3,902	504	475	878	1,072	170
Manitoba.....	939	110	19		810	677	50	83	152	99	45
Saskatchewan.....	858	148	16		694	646	28	20	317	183	27
Alberta.....	736	181	19		536	455	43	38	237	148	62
British Columbia.....	551	138	9		404	346	39	19	46	106	26
Yukon.....	9	3			6	5	1		3	3	
Canada.....	12,012	2,177	250	3	9,602	7,801	928	873	1,834	2,089	401

SESSIONAL PAPER No. 10d

Tableau II. Récapitulation par classes et provinces.

Sentence.							Ages & Sexes.										Civil Condition. — État civil.		
Penitentiary. — Pénitencier.			D'th.  —  De mort.	Com- mitted to Refor- ma- to- ries.  —  En- voyés à la prison de Réfor- me.	Other Senten- ces.  —  Autres senten- ces.											Single.  —  Céli- ba- taires.	Mar- ried.  —  Mariés.	Wi- dowed  —  En- veu- vage.	
Two years and un- der five.	Five years and over.	Life.  —  A vie.				Under 16 years.		16 years and under 21.		21 years and under 40.		40 years and over		Not given.					
						Moins de 16 ans.		16 ans et moins de 21.		21 ans et moins de 40.		40 ans et plus.		Non- donné.					
						M.	F.	M.	F.	M.	F.	M.	F.	M.	F.				
Deux ans et moins de cinq.	Cinq ans et plus.					H.	F.	H.	F.	H.	F.	H.	F.						

## Classe I.—Outrages contre la personne.

5	2	...	2	1	43	3	1	23	1	111	5	22	1	24	4	101	66	3			
1	1	...	...	...	1	...	...	5	...	23	1	8	...	6	...	16	24	...			
12	4	2	4	...	75	20	2	17	...	216	21	35	4	17	...	140	165	10			
56	19	2	3	7	310	56	...	117	12	659	53	295	20	102	7	524	678	10			
2	2	...	5	1	44	14	...	11	1	88	7	43	2	30	4	77	114	2			
14	3	...	3	1	21	1	...	16	3	77	4	50	...	26	2	71	68	9			
6	7	...	1	...	19	2	...	11	...	75	32	2	27	2	...	56	66	2			
8	2	...	1	...	18	2	...	2	...	41	7	27	1	19	...	45	41	2			
...	...	...	...	...	...	...	...	...	...	...	...	...	...	3	...	1	2	...			
104	40	4	19	10	531	99	3	202	17	1,290	102	512	30	254	19	1,031	1,224	38			

## Classe II.—Délits avec violence contre la propriété.

1	...	...	...	...	5	5	...	...	...	1	...	...	...	...	...	6	...	...			
38	5	...	...	20	64	61	...	45	...	34	...	3	...	...	...	133	10	...			
...	...	...	...	1	11	6	...	5	...	2	...	...	...	1	...	13	...	...			
51	19	...	...	28	203	148	...	101	...	110	7	8	...	1	...	325	20	26			
82	22	...	...	80	534	554	2	346	2	127	1	10	...	20	2	986	50	4			
21	6	...	...	14	167	156	2	74	2	20	...	5	...	...	...	237	12	...			
12	...	...	...	3	7	2	...	10	...	29	...	3	...	15	...	35	8	1			
9	...	...	...	1	5	...	...	12	...	14	...	1	...	1	...	20	7	...			
4	9	...	...	12	60	55	1	7	...	21	1	4	...	12	...	89	4	...			
...	...	...	...	...	...	...	...	...	...	...	...	...	...	...	...	...	...	...			
218	61	...	...	159	1,056	987	5	600	4	358	9	34	...	50	2	1,844	111	31			

## Classe III.—Délits sans violence contre la propriété.

...	1	...	...	7	14	19	1	5	...	2	...	...	...	...	...	25	2	...			
34	5	...	...	24	136	74	2	48	6	94	13	14	1	28	2	160	91	1			
15	...	...	...	15	138	90	4	46	12	31	5	12	2	8	...	178	23	1			
78	10	...	...	114	930	561	26	267	34	594	80	149	14	24	3	1,260	441	25			
84	26	...	...	242	2,409	1,452	78	1,017	81	1,231	270	318	72	330	32	3,037	995	24			
20	...	...	...	41	453	322	43	117	22	139	72	32	21	42	...	570	186	11			
19	1	...	...	...	147	28	1	47	5	171	22	41	4	368	7	172	134	10			
23	9	...	...	1	56	...	1	64	4	145	11	35	11	250	15	157	114	3			
12	2	...	...	22	190	122	3	70	2	119	15	40	4	27	2	286	90	1			
...	...	...	...	...	...	...	...	...	...	...	...	...	...	...	...	4	2	...			
285	54	...	...	466	4,473	2,668	189	1,681	166	2,530	488	643	129	1,077	61	5,849	2,078	76			

9 GEORGE V, A. 1919

Table II. Summary by classes and provinces.

Judicial District in which offence was com- mitted.  Districts judi- ciaires où l'offense a été commise.	Number of Charges  Nombre d'accu- sations.	Ac- quit- ted.  Ac- quit- tés.		De- tained for Lu- nacy.  Dé- tenus pour cause de folie.	Convictions. — Condamnations.				Sentence.		
					Total.	Con- victed 1st.	Con- victed 2nd.	Reite- rated.	Committed to Jail. — Emprisonnés.		
						—	—	—	With the option of a fine. — Sur option entre la pri- son ou l'a- m'nde	No Option. — Sans option.	
						Con- dam- nés une fois.	Con- dam- nés deux fois.	Plus de 2 réci- des.		Un- der one year. — Moins d'un an.	One year and over. — Un an et plus.
		M.	F.								

## CLASS IV.—Malicious offences against property.

Prince Edward Island.....											
Nova Scotia.....	41	20	1		20	20			4	1	
New Brunswick.....	5		1		4	4				2	1
Quebec.....	87	20			67	55	6	6	11	4	1
Ontario.....	143	39	6		98	87	5	6	48	3	5
Manitoba.....	24	11	1		12	10	2		4		1
Saskatchewan.....	25	13	1		11	10		1	1	4	
Alberta.....	22	9			13	13			9	1	
British Columbia.....	27	4			23	21	1	1	9	1	
Yukon.....	1				1	1			1		
Canada.....	375	116	10		249	221	14	14	87	16	8

## Class v.—Forgery and offences against the currency.

Prince Edward Island.....											
Nova Scotia.....	10	1	1		8	6	1	1		2	
New Brunswick.....	1				1	1					
Quebec.....	39	16			23	17	4	2		3	2
Ontario.....	131	17			114	76	18	20	9	30	16
Manitoba.....	25	3			22	20	2			2	2
Saskatchewan.....	47	6			41	24	5	12		19	7
Alberta.....	47	9			38	22	8	8	1	5	17
British Columbia.....	9				9	7	1	1		3	
Yukon.....											
Canada.....	309	52	1		256	173	39	44	10	64	44

## Class VI.—Other offences not included in the foregoing classes.

Prince Edward Island.....	4				4	4			4		
Nova Scotia.....	91	18	4		69	59	5	5	33	11	
New Brunswick.....	67	3	3		61	56		5	55	6	
Quebec.....	1,285	75	10	2	1,198	1,169	23	6	910	132	3
Ontario.....	985	125	25	1	834	759	48	27	457	168	41
Manitoba.....	90	27	2		61	53	2	6	37	9	1
Saskatchewan.....	148	23	9	1	115	108	6	1	63	31	2
Alberta.....	174	43	15		116	104	6	6	86	19	4
British Columbia.....	273	41	6		226	184	6	36	145	22	5
Yukon.....	1				1			1		1	
Canada.....	3,118	355	74	4	2,685	2,496	96	93	1,790	399	56



SESSIONAL PAPER No. 10d

Tableau II. Récapitulation par classes et provinces.

Sentence.					Ages & Sexes.										Civil Condition.		
Penitentiary. — Pénitencier.			D'th.  —  De mort	Com- mit- ted to Refor- ma- to- ries  En- voyés à la prison de Réfor- me	Other Senten- ces.  —  Autres senten- ces.	Under 16 years.	16 years and under 21.	21 years and under 40.	40 years and over.	Not given.	Single  —  Céli- ba- taires	Mar- ried.  —  Mari- és.	Wi- dowed  —  En veu- age.				
Two years and un- der five. — Deux ans et m'ns de cinq.	Five years and over. — Cinq ans et plus.	Life.  —  A vie				Moins de 16 ans.	16 ans et moins de 21.	21 ans et moins de 40.	40 ans et plus.	Non- donné.							
						M.	F.	M.	F.	M.				F.	M.	F.	
						—	—	—	—	—				—	—	—	
H.	F.	H.	F.	H.	F.	H.	F.	H.	F.								

## Classe IV.—Domnages malicieux contre la propriété.

1				2	12	11	1		7		1					18	2	
				1	1	3								1		4		
2	2			1	46	29		3	1	20	1	10		3		51	9	4
	1			4	37	38	1	25		21	1	5	2	5		77	15	2
					7	9		1		2						11	1	
				1	5					8				3		4	3	
					3			1		6		5		1		4	7	
				1	12	11		9		2				1		22		
												1					1	
3	3			9	123	101	1	40	1	66	2	22	2	14		191	38	6

## Classe V.—Faux et délits par rapport à la monnaie.

3					3	1		3		3				1		5	1	
					1				1							1		
2				1	15	3		1	1	14		4				9	14	
15	4			4	36	2		38	6	50	7	8	1	1	1	89	21	2
3	2			1	12	1		4		13	2	2				14	8	
5	5				5			11		27		2			1	19	21	
7	3				5			9		22		6		1		24	13	
1				3	2	1			3	2	1			2		6	2	
36	14			9	79	8		66	11	131	10	22	1	5	2	167	80	2

## Classe VI.—Autres délits non compris dans les classes précédentes.

										2				2			2	
10	2				13	1		8	1	32	5	5	1	7	9	38	15	2
								2		35	1	15		4	3	35	19	
7	3			8	135	35	7	13	4	204	758	52	35	41	49	611	403	91
27	5			15	121	19		82	20	312	128	113	39	81	40	383	319	16
2	1			5	9	5	1	3	3	25	4	16				24	32	3
4	1				14			1		41	13	14	3	38	5	34	36	1
1					6			4		23	23	15	3	39	9	23	44	3
4	1				49	4	1	6	3	51	82	34	8	24	13	109	72	
										1							1	
55	13			25	347	64	9	119	31	725	1,016	264	89	238	130	1,257	943	116

Table II. Summary by classes and provinces.

Judicial District in which offence was com- mitted.  Districts judi- ciaires où l'offense a été commise.	Number of Charges  —  Nombre d'accu- sations.	Ac- quit- ted.  —  Ac- quit- tés.		De- tained for Lu- nacy.  —  Dé- tenus pour cause de folie.	Convictions. — Condemnations.				Sentence.			
					Committed to Jail.							
					Emprisonnés.							
					Con- victed 1st.  —  Con- dam- nés une fois.	Con- victed 2nd.  —  Con- dam- nés deux fois.	Reite- rated.  —  Plus de 2 rédi- ves.	With the option of a fine. — Sur option entre la pri- son ou l'a- m <sup>nde</sup>	No Option. — Sans option.	Under one year. — Moins d'un an.	One year and over. — Un an et plus.	
		M.	F.	Total.								
Grand totals by provinces.												
Prince Edward Island .....	{ 1918 1917	42 36	5 3	..... .....	37 33	34 28	2 2	1 3	7 2	2 13	..... .....	
Nova Scotia.....	{ 1918 1917	990 711	251 108	22 2 1	717 582	604 517	80 40	33 25	159 187	113 76	20 5	
New Brunswick.....	{ 1918 1917	387 383	46 41	7 9 1	334 332	270 301	25 18	39 13	96 60	50 41	3 2	
Quebec.....	{ 1918 1917	4,631 4,103	810 670	64 45 10 12	3,747 3,376	3,139 2,826	318 316	290 234	1,282 1,151	632 525	81 60	
Ontario.....	{ 1918 1917	10,277 8,576	1770 1460	187 133 8 9	8,312 6,924	6,641 5,661	841 704	830 559	2,125 1,771	1,642 1,321	400 215	
Manitoba.....	{ 1918 1917	1,617 1,319	228 192	25 36 1	1,364 1,090	1,130 868	95 99	139 123	315 233	156 176	78 63	
Saskatchewan.....	{ 1918 1917	1,412 1,420	279 330	32 23 2	1,099 1,065	997 1,001	55 39	47 25	454 486	314 305	60 49	
Alberta.....	{ 1918 1917	1,237 1,335	311 395	36 39 1	889 901	761 777	73 65	55 59	409 441	219 188	99 23	
British Columbia.....	{ 1918 1917	1,138 1,548	260 293	19 20 1	859 1,234	724 1,099	61 85	74 50	252 498	152 240	42 42	
Yukon.....	{ 1918 1917	15 23	4 1	..... .....	11 22	9 15	1 5	1 2	7 6	4 5	..... 3	
Canada .....	{ 1918 1917	21,746 19,454	* 3964 3493	332 375 21 27	17,369 15,559	14,309 13,093	1,551 1,373	1,509 1,093	5,106 4,845	3,284 2,890	783 462	

\* Including 13 cases in which the jury disagreed, 11 cases of *Nolle prosequi* or stay of proceedings and 1 case reserved—Y compris 13 cas dans lesquels le jury ne s'est pas accordé, 11 cas de *Nolle prosequi* et 1 cas réservé.

## SESSIONAL PAPER No. 10d


Tableau II.

Récapitulation par classes et provinces.

Sentence.						Ages and Sexes.										Civil Condition.							
Penitentiary. — Pénitencier.			D'th. — De mort	Com- mit- ted to Refor- ma- to- ries. — En- voyés à la prison de Réfor- me.	Other Sen- tences. — Autres sen- tences.											État civil.							
Two years and un- der five. — Deux ans et m'ns de cinq.	Five years and over. — Cinq ans et plus.	Life. — A vie				Under 16 years.		16 years and under 21		21 years and under 40		40 years and over.		Not given.		Single — Céli- ba- taires.	Mar- ried. — Mariés.	Wi- dowed — En- veu- vage.					
						Moins de 16 ans.		16 ans et moins de 21.		21 ans et moins de 40.		40 ans et plus.		Non donné.									
						M. F.	M. F.	M. F.	M. F.	M. F.	M. F.	M. F.	M. F.	M. F.	M. F.			M. F.	M. F.				
H. F.	H. F.	H. F.	H. F.	H. F.	H. F.	H. F.	H. F.	H. F.	H. F.	H. F.	H. F.	H. F.	H. F.	H. F.									

Grands totaux par provinces.

1	1	.....	.....	7	19	24	1	5	.....	3	2	.....	.....	.....	2	31	4	.....
4	1	.....	.....	2	11	11	1	4	.....	6	.....	2	.....	7	2	20	5	.....
91	14	.....	2	47	271	151	3	128	8	281	23	45	3	60	15	455	185	6
35	10	.....	2	49	218	145	10	49	5	174	22	55	2	112	8	336	129	8
16	1	.....	.....	16	152	100	4	58	13	92	7	35	2	20	3	247	66	1
21	4	.....	.....	27	177	101	3	40	5	96	9	21	2	45	10	233	44	2
152	38	2	4	152	1,404	796	35	402	40	1158	867	258	53	86	52	2,396	1,052	156
149	36	....	2	155	1,288	678	31	337	37	800	636	205	70	499	83	2,144	627	36
264	77	2	3	352	3,447	2121	81	1623	121	2400	460	749	134	539	82	5,096	2,073	58
178	37	1	4	289	3,108	2045	55	959	108	1883	334	523	122	631	264	4,343	1,659	38
48	11	.....	5	59	692	507	46	210	28	287	85	98	23	76	4	933	353	16
31	24	.....	4	31	528	317	18	122	24	333	51	102	22	76	25	414	313	8
54	10	.....	3	5	199	31	1	85	8	353	39	110	7	450	15	335	270	21
24	12	.....	.....	.....	189	7	1	59	12	329	33	70	9	498	47	250	233	6
46	19	.....	1	2	94	2	1	101	4	285	41	94	16	319	26	284	251	8
43	13	.....	1	1	191	7	..	85	8	288	35	74	3	350	51	296	189	6
29	14	.....	1	38	331	195	5	94	8	236	103	105	13	85	15	557	209	3
50	7	.....	1	30	366	170	6	64	10	376	99	142	16	172	179	655	246	11
.....	.....	.....	.....	.....	.....	.....	.....	.....	.....	5	3	.....	3	.....	.....	5	6	.....
5	1	.....	1	.....	1	.....	.....	.....	.....	6	1	7	1	4	3	9	5	1
701	185	4	19	678	6,609	3927	177	2708	230	5100	1627	1497	251	1638	214	10,339	4,474	269
540	145	1	15	584	6,077	3481	125	1719	209	4291	1220	1201	247	2394	672	8,700	3,450	110





---

---

## TABLE III

INDICTABLE OFFENCES BY PROVINCES SHOWING THE  
EDUCATIONAL STATUS, OCCUPATION, PLACE OF  
BIRTH, RELIGION, USE OF LIQUORS  
AND RESIDENCE OF THE  
CONVICTED.

---

## TABLEAU III

DÉLITS JUSTICIABLES D'UN JURY PAR PROVINCES MONTRANT  
LE DEGRÉ D'INSTRUCTION, L'OCCUPATION, LE LIEU  
DE NAISSANCE, LA RELIGION, L'USAGE DE  
BOISSONS ET LA RÉSIDENCE  
DES CONDAMNÉS.

---

---

Table III.

## Offences against the person.

Class I.

Provinces.	Educational Status. — Instruction.			Occupations.						Use of Liquors — Usage de liqueurs.	
	Un-able to read or write.	Ele-men-tary.	Superior.	Agricul-tural.	Com-mercial.	Domestic.	Indus-trial.	Pro-fes-sional.	La-borers.	Mo-de-rate.	Im-mo-dé-ré.
	—	—	—	—	—	—	—	—	—	—	—
	Inca-pable de lire ou d'écrire.	Elé-men-taire.	Supé-rieure.	Agricul-teurs.	Com-merçants.	Servi-teurs.	Indus-triels.	Pro-fes-sions libé-rales.	Jour-na-liers.	Mo-déré.	Im-mo-déré.

## Murder.

Nova Scotia.....	1	1	.....	1	.....	.....	.....	.....	.....	.....	.....
Quebec .....	2	2	.....	1	.....	1	.....	.....	2	1	1
Ontario.....	1	2	.....	.....	.....	1	.....	.....	2	1	1
Manitoba.....	1	4	.....	2	.....	.....	2	.....	1	5	.....
Saskatchewan.....	1	1	.....	1	.....	.....	.....	.....	1	2	.....
Alberta.....	.....	1	.....	1	.....	.....	.....	.....	.....	1	.....
British Columbia.....	.....	1	.....	.....	.....	.....	.....	.....	.....	1	.....
Canada.....	6	12	.....	6	.....	2	2	.....	6	11	2

## Murder, attempt to commit.

Quebec .....	2	1	.....	1	.....	.....	1	.....	1	2	.....
Ontario .....	.....	1	.....	1	.....	.....	.....	.....	.....	1	.....
Saskatchewan.....	.....	1	.....	.....	.....	.....	.....	.....	1	.....	1
Alberta.....	.....	1	1	1	.....	.....	.....	.....	1	2	.....
Canada.....	2	4	1	3	.....	.....	1	.....	3	5	1

## Manslaughter.

Quebec.....	.....	5	.....	.....	1	1	1	.....	2	1	1
Ontario.....	5	3	1	2	2	.....	1	1	5	4	5
Manitoba.....	.....	3	.....	1	2	.....	.....	.....	.....	3	.....
Alberta.....	.....	1	.....	1	.....	.....	.....	.....	.....	1	.....
British Columbia.....	.....	1	.....	.....	.....	.....	.....	.....	1	.....	1
Canada.....	5	13	1	4	5	1	2	1	8	9	7

## Concealing birth of infants.

Nova Scotia.....	.....	1	.....	.....	.....	.....	1	.....	.....	1	.....
Ontario.....	.....	4	.....	.....	1	2	.....	.....	.....	4	.....
Manitoba.....	.....	1	.....	.....	.....	1	.....	.....	.....	1	.....
Alberta.....	1	2	.....	2	.....	.....	.....	.....	.....	3	.....
British Columbia.....	.....	1	.....	.....	.....	1	.....	.....	.....	.....	.....
Canada .....	1	9	.....	2	.....	4	1	.....	.....	9	.....

## Abortion and attempt to procure abortion.

Ontario.....	.....	1	1	.....	.....	.....	.....	2	.....	1	1
Manitoba.....	.....	2	.....	.....	.....	1	.....	1	.....	2	.....
Saskatchewan.....	.....	2	.....	1	.....	1	.....	.....	.....	2	.....
Alberta.....	.....	2	.....	1	1	.....	.....	.....	.....	2	.....
British Columbia.....	.....	1	.....	.....	.....	.....	.....	1	.....	.....	.....
Canada.....	.....	8	1	2	1	2	.....	4	.....	7	1

## SESSIONAL PAPER No. 10d

Tableau III.						Outrages contre la personne.								Classe 1.	
Birth Places. — Lieux de naissance.						Religions.								Residence	
British Isles. Iles Britanniques.			Canada.	Other British Possessions. — Autr's possessions Britanniques.	United States. — Etats-Unis.	Other Foreign Countries. — Autres pays étrangers.	Baptists. — Baptistes.	R. Catholics. — Catholiques.	Ch. of Eng-land. — Eglise d'Angle-terre.	Metho-dists. — Métho-distes.	Pres-byte-ri-ans. — Pres-byté-riens.	Protes-tants — Autr's con-fes-sions.	Other Deno-minations. — Autr's con-fes-sions.	Cities and Towns—Villes.	Rural Districts—Districts ruraux.
Eng-land and Wales — Angle terre et Galles	Ire-land. — Irlande.	Scot-land. — Ecos-se.													
.....	.....	.....	3	.....	2	.....	2	.....	.....	.....	.....	.....	.....	2	.....
.....	.....	.....	.....	1	1	.....	4	.....	.....	.....	.....	.....	.....	1	3
1	.....	.....	3	.....	2	.....	2	.....	.....	.....	.....	.....	.....	3	.....
.....	.....	.....	.....	.....	1	.....	1	.....	1	1	2	.....	.....	3	.....
.....	.....	.....	.....	.....	2	.....	1	.....	.....	.....	.....	1	.....	1	2
.....	.....	.....	.....	.....	1	.....	1	.....	.....	.....	.....	.....	.....	1	1
.....	.....	.....	.....	.....	.....	.....	1	.....	.....	.....	.....	.....	.....	.....	1
1	.....	.....	6	1	1	9	.....	12	.....	1	1	2	1	10	9
Meurtre.															
.....	.....	.....	2	.....	1	.....	2	.....	.....	.....	.....	1	.....	1	2
.....	.....	.....	.....	.....	1	.....	1	.....	.....	.....	.....	1	.....	.....	1
.....	.....	.....	1	.....	1	.....	1	.....	.....	.....	.....	.....	.....	1	1
.....	.....	.....	.....	.....	.....	.....	.....	.....	.....	.....	.....	.....	.....	.....	.....
.....	.....	.....	3	.....	2	2	.....	3	.....	.....	.....	2	.....	3	4
Homicide non prémédité.															
.....	.....	.....	4	.....	1	.....	5	.....	.....	.....	1	3	1	5	.....
1	.....	.....	5	.....	6	.....	6	.....	.....	.....	.....	.....	.....	10	1
.....	.....	.....	1	.....	1	.....	1	1	.....	.....	.....	.....	2	2	1
.....	.....	.....	.....	.....	1	.....	1	.....	.....	.....	.....	.....	.....	1	1
.....	1	.....	.....	.....	.....	.....	1	.....	.....	.....	.....	.....	.....	1	.....
1	1	.....	10	.....	9	.....	13	1	.....	1	3	3	18	3	.....
Suppression d'enfant.															
.....	1	.....	1	.....	.....	.....	1	1	.....	.....	.....	.....	.....	1	.....
.....	.....	.....	3	.....	.....	.....	3	1	.....	.....	.....	.....	.....	3	.....
.....	.....	.....	1	.....	.....	.....	.....	.....	.....	1	.....	.....	1	1	.....
.....	.....	1	.....	1	1	.....	.....	1	.....	1	1	.....	2	1	.....
.....	.....	.....	1	.....	.....	.....	.....	.....	.....	.....	1	.....	1	.....	.....
.....	1	1	6	.....	1	1	4	1	1	1	2	.....	8	2	.....
Avortement et tentative d'avortement.															
.....	.....	1	2	.....	1	.....	1	.....	1	1	.....	1	3	.....	.....
.....	.....	.....	1	.....	1	.....	1	.....	1	.....	.....	.....	1	1	.....
.....	.....	.....	1	.....	1	.....	.....	.....	.....	1	.....	.....	1	1	.....
.....	.....	.....	.....	.....	1	.....	.....	.....	.....	1	.....	.....	1	1	.....
.....	.....	.....	.....	.....	.....	.....	.....	.....	.....	.....	.....	.....	.....	.....	.....
.....	1	.....	4	.....	3	1	2	.....	1	4	.....	1	8	2	.....

Table III.		Offences against the person.								Class 1.	
Provinces.	Educational Status. — Instruction.			Occupations.						Use of liquors. — Usage de liqueurs.	
	Un-able to read or write.	Ele-men-tary.	Superior.	Agri-cultural.	Com-mer-cial.	Do-mestic.	In-dus-trial.	Pro-fes-sional.	La-borers.	Mo-de-rate.	Im-mo-de-rate.
	—	—	—	—	—	—	—	—	—	—	—
	In-ca-pable de lire ou d'écrire.	Elé-men-taire.	Supé-rieure	Agri-cul-teurs.	Com-mer-çants.	Servi-teurs.	In-dus-triels.	Pro-fes-sions libé-rales.	Jour-na-liers.	Mo-déré	Im-mo-déré
Rape.											
Nova Scotia .....	.....	1	.....	.....	.....	.....	1	.....	.....	.....	.....
Quebec .....	.....	1	.....	.....	.....	.....	.....	1	.....	.....	.....
Ontario .....	.....	2	.....	.....	.....	.....	1	.....	1	1	1
Manitoba .....	1	.....	.....	.....	1	.....	.....	.....	.....	1	.....
Alberta .....	.....	2	.....	.....	.....	.....	.....	.....	.....	2	.....
British Columbia .....	.....	2	.....	2	1	1	.....	.....	.....	2	.....
Canada .....	1	8	.....	2	2	1	2	1	1	6	1
Rape, attempt to commit.											
Ontario .....	.....	3	.....	1	.....	.....	.....	.....	2	2	1
Manitoba .....	.....	1	.....	.....	.....	.....	.....	1	.....	1	.....
Saskatchewan .....	.....	1	.....	1	.....	.....	.....	.....	.....	1	.....
Alberta .....	.....	1	.....	1	.....	.....	.....	.....	.....	.....	1
Canada .....	.....	6	.....	3	.....	.....	.....	1	2	4	2
Carnal knowledge of girl of tender years.											
New Brunswick .....	.....	2	.....	1	.....	.....	.....	.....	1	1	.....
Quebec .....	.....	2	.....	.....	.....	.....	.....	.....	2	1	.....
Ontario .....	2	22	9	2	10	2	4	.....	8	26	7
Manitoba .....	2	2	.....	2	.....	.....	1	.....	.....	4	.....
Saskatchewan .....	2	12	.....	13	1	1	1	.....	1	14	1
British Columbia .....	.....	4	.....	.....	1	1	.....	.....	1	3	1
Canada .....	6	44	9	18	12	4	6	.....	13	49	9
Bigamy.											
Nova Scotia .....	.....	6	.....	1	1	1	1	.....	.....	2	2
Quebec .....	.....	.....	.....	.....	1	.....	.....	.....	.....	.....	.....
Ontario .....	1	54	3	2	5	1	11	1	20	54	3
Manitoba .....	.....	6	1	.....	4	.....	.....	3	.....	7	.....
Saskatchewan .....	1	.....	.....	.....	.....	.....	.....	.....	.....	.....	.....
Alberta .....	.....	6	2	1	1	.....	1	1	.....	8	.....
British Columbia .....	.....	1	2	.....	2	.....	.....	.....	.....	3	.....
Canada .....	2	73	8	4	14	2	13	5	20	74	5
Adultery.											
New Brunswick .....	.....	3	.....	.....	1	.....	.....	.....	.....	2	.....
Incest.											
Ontario .....	2	.....	.....	1	.....	.....	.....	.....	1	2	.....
Manitoba .....	.....	1	.....	1	.....	.....	.....	.....	.....	.....	.....
Saskatchewan .....	.....	2	.....	2	.....	.....	.....	.....	.....	2	.....
Alberta .....	.....	1	.....	1	.....	.....	.....	.....	.....	1	.....
Canada .....	2	4	.....	5	.....	.....	.....	.....	1	5	.....



## SESSIONAL PAPER No. 10d

Tableau III.

Outrages contre la personne.

Classe I.

Birth Places. — Lieux de naissance.						Religions.								Residence.	
British Isles. — Iles Britanniques.			Canada.	Other British Pos- sessions. — Autr's posses- sions Brit- tanni- ques.	United States — Etats- Unis.	Other Fo- reign Coun- tries. — Autr's pays étran- gers.	Bap- tists. — Bap- tistes.	R. Ca- tho- lics. — Ca- tho- liques.	Ch of Eng- land. — Eglise d'An- gle- terre.	Me- tho- dists — Mé- tho- dis- tes.	Pres- byte- rians. — Pres- byté- riens.	Pro- tes- tants — Autr's con- fes- sions.	Cities and Towns—Villes.	Rural Districts—Districts ruraux.	
Eng- land and Wales — Angle terre et Galles	Ire- land. — Ir- lande.	Scot- land. — Ecos- se.													
Viol.															
.....	.....	.....	1	.....	.....	1	.....	1	.....	.....	1	.....	.....	1	
.....	.....	.....	2	.....	.....	1	.....	.....	2	.....	.....	.....	1	2	
.....	.....	.....	1	.....	1	.....	.....	.....	.....	1	.....	1	1	.....	
.....	1	.....	.....	1	.....	.....	.....	1	.....	.....	.....	1	2	.....	
.....	1	.....	4	1	1	2	.....	2	2	1	1	1	2	7	
Viol, tentative de.															
.....	.....	.....	3	.....	.....	.....	2	.....	.....	.....	.....	.....	.....	2	
.....	.....	.....	1	.....	.....	1	.....	1	.....	.....	.....	.....	.....	1	
.....	.....	.....	1	.....	.....	.....	.....	1	.....	.....	.....	1	.....	1	
.....	.....	.....	5	.....	.....	1	2	2	.....	.....	.....	1	.....	3	
Commerce charnel avec une fille en bas age.															
.....	.....	.....	2	.....	.....	.....	.....	1	1	.....	.....	.....	.....	1	
.....	.....	.....	2	.....	.....	.....	.....	2	.....	.....	.....	.....	.....	2	
1	.....	.....	23	.....	1	6	2	16	4	8	3	.....	.....	31	
.....	.....	.....	1	.....	.....	3	.....	.....	.....	.....	1	.....	2	1	
.....	.....	.....	4	.....	2	11	.....	8	.....	3	.....	4	2	5	
1	.....	.....	1	.....	1	1	.....	.....	.....	1	.....	.....	1	2	
2	.....	2	33	.....	4	21	2	27	5	12	4	4	5	42	
Bigamie.															
1	.....	.....	4	.....	1	.....	.....	2	2	.....	.....	2	.....	4	
15	.....	.....	.....	.....	.....	.....	.....	1	.....	.....	.....	.....	.....	1	
1	2	1	34	.....	3	4	.....	12	27	7	4	6	1	57	
.....	.....	.....	5	.....	.....	1	.....	2	1	.....	3	.....	1	7	
.....	.....	.....	1	.....	.....	.....	.....	1	.....	.....	.....	.....	.....	.....	
3	1	.....	1	.....	2	1	.....	.....	.....	.....	.....	7	1	6	
2	.....	.....	1	.....	.....	.....	.....	.....	2	.....	.....	.....	.....	3	
23	1	1	46	.....	6	6	.....	17	33	7	7	15	3	78	
Adultère.															
.....	.....	.....	1	.....	1	1	.....	1	.....	.....	.....	2	.....	2	
Inceste.															
.....	.....	.....	2	.....	.....	.....	.....	.....	1	.....	.....	1	.....	1	
.....	.....	.....	1	.....	.....	.....	.....	.....	.....	1	.....	.....	.....	1	
.....	.....	.....	.....	.....	1	1	.....	1	.....	.....	.....	2	.....	1	
.....	.....	.....	1	.....	.....	.....	.....	1	.....	.....	.....	.....	.....	1	
.....	.....	.....	4	.....	1	1	.....	1	1	1	.....	3	.....	2	

9 GEORGE V, A. 1919

Table III.

## Offences against the person.

Class 1.

Provinces.	Educational Status. — Instruction.			Occupation.						Use of Liquors. — Usage de liqueurs.	
	Un-able to read or write.	Ele-men-tary	Superior.	Agri-cultural.	Com-mer-cial.	Do-mestic	Indus-trial.	Pro-fes-sional	La-borers	Mo-de-rate	Im-mo-de-rate
	Inca-pable de lire ou d'écrire.	Elé-mentaire.	Supé-rieure	Agri-culteurs.	Com-merçants.	Servi-teurs.	Indus-triels.	Pro-fessions libé-rales.	Jour-na-liers.	Mo-déré	Im-mo-déré

## Seduction.

Quebec .....	...	3	...	...	...	2	...	...	...	2	...
Ontario .....	2	16	...	2	4	...	1	1	10	17	1
Manitoba .....	...	4	...	...	...	2	1	...	1	4	...
Saskatchewan .....	1	7	...	3	1	...	2	2	...	5	2
Alberta .....	...	2	...	1	...	...	1	...	...	2	...
British Columbia .....	...	1	...	1	...	...	...	...	...	...	1
Canada .....	3	33	...	7	5	4	5	3	11	30	4

## Indecent assault.

Nova Scotia .....	2	8	...	1	1	...	3	2	3	4	1
New Brunswick .....	2	1	...	...	...	...	...	...	2	2	1
Quebec .....	1	4	...	...	...	...	1	...	4	1	1
Ontario .....	2	73	...	9	5	1	13	4	35	67	7
Manitoba .....	...	7	...	...	...	...	2	1	...	7	...
Saskatchewan .....	2	15	...	10	1	...	2	...	4	13	2
Alberta .....	3	7	...	5	2	1	1	...	1	10	...
British Columbia .....	2	6	...	1	1	...	1	1	2	2	3
Canada .....	14	121	...	26	10	2	23	8	51	106	15

## Assault on females.

Nova Scotia .....	...	1	...	2	1	...	...	...	...	...	1
Quebec .....	...	4	...	1	1	...	1	...	1	1	3
Ontario .....	1	21	...	1	4	...	2	1	14	15	7
Manitoba .....	1	...	...	1	...	...	...	...	...	1	...
British Columbia .....	...	1	...	...	1	...	...	...	...	1	...
Canada .....	2	27	...	5	7	...	3	1	15	18	11

## Desertion and cruelty to children.

Nova Scotia .....	...	1	...	...	...	1	...	...	...	...	...
Quebec .....	...	2	...	...	...	...	1	...	...	1	...
Ontario .....	1	10	...	...	...	5	2	...	2	10	1
Manitoba .....	...	1	...	...	...	1	...	...	...	...	...
Saskatchewan .....	...	1	...	1	2	...	...	...	...	2	...
Canada .....	1	15	...	1	2	7	3	...	2	13	1

## Abduction.

Quebec .....	1	1	...	...	...	2	...	...	...	...	...
Ontario .....	2	6	...	2	...	2	1	...	3	8	...
Saskatchewan .....	...	2	...	2	...	...	...	...	...	2	...
Alberta .....	...	3	...	2	...	...	...	...	1	3	...
Canada .....	3	12	...	6	...	4	1	...	4	13	...

## SESSIONAL PAPER No. 10d

Tableau III.

Outrages contre la personne.

Classe 1.

Birth Placez. — Lieux de naissance.						Religions.								Residence.	
British Isles. — Iles Britanniques.			Ca- nada.	Other Brit- ish Pos- ses- sions.	United States	Other Fo- reign Coun- tries.	Bap- tists.	R. Ca- tho- lics.	Ch. of Eng- land.	Me- tho- dists	Pres- byte- rians.	Pro- tes- tants	Other Deno- mina- tions.	Cities and Towns—Villes.	Rural Districts—Districts ruraux.
Eng- land and Wales	Ire- land.	Scot- land.		—	—	—	—	—	—	—	—	—	—		
Angle terre et Galles	Ir- lande.	Ecos- se.		Autr's posses- sions Britanni- ques.	Etats- Unis.	Autr- es pays étran- gers.	Bap- tistes.	Ca- tho- liques.	Eglise d'An- gle- terre.	Mé- tho- dis- tes.	Pres- byté- riens.	Autr's con- fes- sions.			

## Séduction.

.....	.....	.....	2	.....	.....	.....	.....	3	.....	.....	.....	.....	.....	3	.....
.....	1	.....	13	.....	.....	4	.....	7	1	5	2	2	1	14	4
.....	.....	.....	1	.....	.....	3	.....	.....	.....	.....	1	.....	3	4	.....
.....	.....	3	2	.....	.....	2	.....	3	1	.....	.....	4	.....	3	5
.....	.....	.....	.....	.....	.....	2	.....	2	.....	.....	.....	.....	.....	1	1
1	.....	.....	.....	.....	.....	.....	.....	.....	1	.....	.....	.....	.....	1	.....
1	1	3	18	.....	.....	11	.....	15	3	5	3	6	4	26	10

## Attentat à la pudeur

1	.....	.....	9	.....	.....	.....	.....	5	2	1	1	.....	.....	8	2
..	.....	.....	3	.....	.....	.....	.....	5	2	.....	.....	.....	.....	1	1
.....	.....	.....	5	.....	.....	.....	.....	.....	.....	.....	.....	.....	.....	4	2
15	3	6	38	1	5	11	5	23	15	13	9	6	6	64	13
3	.....	.....	4	.....	.....	.....	.....	2	3	.....	.....	.....	.....	7	.....
.....	2	2	9	.....	2	1	.....	3	.....	.....	3	10	1	4	13
1	.....	.....	3	.....	2	4	.....	1	.....	1	.....	2	6	4	6
3	.....	.....	2	.....	1	2	.....	1	1	2	.....	1	1	8	.....
23	5	8	73	1	10	18	5	40	23	17	14	19	14	100	37

## Voies de fait sur femmes.

.....	1	.....	3	.....	1	.....	.....	4	.....	.....	.....	1	.....	3	2
.....	.....	.....	.....	.....	.....	.....	.....	.....	.....	.....	.....	.....	.....	1	.....
3	.....	1	8	.....	.....	9	1	8	4	3	1	1	4	21	1
.....	.....	.....	.....	.....	.....	1	.....	.....	.....	.....	.....	.....	1	.....	1
.....	.....	.....	1	.....	.....	.....	.....	1	.....	.....	.....	.....	.....	1	.....
3	1	1	12	.....	1	10	1	13	4	3	1	2	5	27	5

## Désertion et cruauté envers les enfants.

.....	.....	.....	1	.....	.....	.....	.....	1	.....	.....	.....	.....	.....	2	.....
.....	.....	.....	2	.....	.....	.....	.....	2	.....	.....	.....	.....	.....	2	.....
3	.....	.....	9	.....	.....	.....	1	5	3	1	1	1	.....	11	1
.....	.....	.....	1	.....	.....	.....	.....	1	.....	.....	.....	.....	.....	.....	1
.....	.....	.....	1	.....	.....	2	.....	3	.....	.....	.....	.....	.....	1	3
3	.....	.....	14	.....	.....	2	1	12	3	1	1	1	.....	16	5

## Enlèvement.

.....	.....	.....	2	.....	.....	.....	.....	2	.....	.....	.....	.....	.....	2	.....
1	.....	.....	6	.....	.....	1	.....	3	.....	4	1	.....	.....	4	4
.....	.....	.....	1	.....	.....	1	.....	1	1	.....	.....	.....	.....	.....	2
.....	.....	.....	.....	.....	1	2	.....	2	.....	.....	.....	1	.....	1	2
1	.....	.....	9	.....	1	4	.....	8	1	4	1	1	.....	7	8

9 GEORGE V, A. 1919

Table III.

## Offences against the person.

Class I.

Provinces.	Educational Status. — Instruction.			Occupations.						Use of Liquors. — Usage de liqueurs.	
	Un-able to read or write.	Ele-men-tary.	Superior.	Agri-cultural.	Com-mer-cial.	Do-mestic.	Indus-trial.	Pro-fes-sional.	La-borers.	Mo-dé- rate	Im-mo- dé- ré
	Inca-pable de lire ou d'écrire.	Elé-men-taire.	Supé-rieure	Agri-cul-teurs.	Com-mer-çants.	Servi-teurs.	Indus-triels.	Pro-fes-sions libé- rales.	Jour-na-liers.	Mo-déré	Im-mo-déré

## Libel.

Ontario.....	.....	.....	2	.....	.....	.....	.....	2	.....	2	.....
Alberta.....	.....	.....	.....	.....	.....	.....	.....	.....	.....	.....	.....
Canada.....	.....	.....	2	.....	.....	.....	.....	2	.....	2	.....

## Shooting, stabbing and wounding.

Nova Scotia.....	.....	1	.....	.....	1	.....	.....	.....	.....	1	.....
New Brunswick.....	.....	1	.....	.....	.....	.....	.....	.....	1	1	.....
Quebec.....	2	12	.....	6	2	1	1	.....	4	3	5
Ontario.....	10	58	.....	8	10	.....	6	.....	41	62	.....
Manitoba.....	1	3	.....	.....	1	1	.....	.....	2	4	.....
Saskatchewan.....	1	4	.....	3	2	.....	.....	.....	2	5	1
Alberta.....	.....	5	.....	3	.....	1	.....	.....	.....	5	.....
British Columbia.....	1	2	.....	.....	.....	.....	.....	1	2	2	1
Canada.....	15	86	.....	20	16	3	7	1	52	83	7

## Aggravated assault and inflicting bodily harm.

Nova Scotia.....	11	29	.....	4	9	1	6	.....	13	17	5
New Brunswick.....	2	4	.....	.....	2	.....	1	.....	3	6	.....
Quebec.....	2	46	.....	19	8	1	5	3	10	40	6
Ontario.....	24	199	.....	26	21	8	34	4	121	178	42
Manitoba.....	14	41	2	12	5	2	4	1	29	47	5
Saskatchewan.....	1	11	.....	3	.....	.....	3	.....	4	11	.....
Alberta.....	3	19	1	7	4	1	1	1	8	17	6
British Columbia.....	2	17	.....	3	5	1	2	.....	6	4	4
Canada.....	59	366	3	74	54	14	56	9	194	320	68

## Assaulting and obstructing police officer.

Nova Scotia.....	15	44	1	6	29	2	5	2	12	40	9
New Brunswick.....	.....	15	.....	.....	2	.....	1	3	8	3	12
Quebec.....	.....	90	.....	26	15	16	1	1	31	49	36
Ontario.....	14	69	2	3	11	2	4	1	60	74	12
Manitoba.....	.....	1	1	.....	1	.....	.....	1	.....	2	.....
Saskatchewan.....	.....	7	.....	1	.....	1	.....	.....	5	2	.....
Alberta.....	3	3	.....	3	1	.....	.....	1	.....	5	1
British Columbia.....	1	3	.....	1	1	.....	1	.....	3	2	5
Canada.....	33	232	4	14	71	20	27	9	119	177	75

## Assault and battery.

Nova Scotia.....	5	38	1	20	8	3	5	.....	6	24	7
New Brunswick.....	.....	7	.....	2	1	.....	.....	.....	5	1	.....
Quebec.....	10	86	.....	13	10	5	13	1	35	45	23
Ontario.....	71	397	6	64	59	18	60	5	228	388	69
Manitoba.....	16	77	.....	44	5	5	4	.....	19	61	3
Saskatchewan.....	16	40	.....	27	3	3	7	3	19	49	5



## SESSIONAL PAPER No. 10d

Tableau III.

Outrages contre la personne.

Classe I.

Birth Places. — Lieux de naissance.						Religions.								Residence.	
British Isles. — Iles Britanniques.			Ca- nada.	Other Bri- tish Pos- ses- sions.	Uni- ted States	Other Fo- reign Coun- tries.	Bap- tists.	R. Ca- tho- lics.	Ch. of Eng- land.	Me- tho- dists	Pres- byte- rians.	Pro- tes- tants	Other Deno- mina- tions.	Cities and Towns—Villes.	Rural Districts—Districts ruraux.
Eng- land and Wales	Ire- land.	Scot- land.		Autr's posses- sions Bri- tanni- ques	— Etats- Unis.	Autr's pays étran- gers.	—	—	—	—	—		—		
Angle terre et Galles	Ir- lande.	Ecos- se.					Bap- tistes.	Ca- tho- liques.	Eglise d'An- gle- terre.	Mé- tho- dis- tes.	Pres- byte- riens.				

Libelle.

2												2		2	1
														1	
2												2		3	1

Usage d'armes avec intention criminelle.

						1		1						1	
			10			3		10		1				1	
1	1	2	28	1	4	32	3	34	8	6	5	4	8	63	7
			1		1	2	1	1					2	3	1
						8		4	1			1	2	5	3
	1		1		2	1		1	1	1	1	1			5
	1					1		2						1	2
1	3	2	41	1	8	48	4	54	11	10	6	6	12	81	26

Voies de fait et lésions corporelles.

2	1	1	17	2	2	14	2	11	4	4	3	2	10	38	3
			3			3		6						6	
1			44			5		38				12		25	25
13	3	5	95		6	101		78	29	27	18	15	50	212	25
2		2	10		1	42		10	3	1	5	3	34	43	13
		1	4		3	4	2	1	1	2		2	3	7	4
	1	3	4		5	9		7		1	1	10	1	17	6
2	3	2	4	2	1	5		7	1		2	6	3	14	5
20	8	14	181	4	18	183	4	158	38	35	29	50	101	362	81

Voies de fait et faisant obstacle à un officier de la paix.

1	4	1	18	22	7	5		31	9	6	8	1	4	58	3
			15				1	8	2	2	1			15	
10	9		60		1	10		60	1			28	2	88	3
5	3	1	41			38	1	36	8	8	8	6	15	87	4
			1		1			1		1				2	
			1		1	5	1			1			5		7
			3			3		5				1		2	4
			1	1	1	4		1	1	1			3	1	6
16	16	2	140	23	11	65	3	142	21	19	17	36	29	253	27

Agression avec voies de fait.

1			30	1		11	6	14	8	5	3	5	3	31	13
			7				1	3	1			2		6	2
1		2	69	1	3	19	1	76	3	1		4		73	22
40	4	5	218	3	13	190	13	184	41	51	28	69	72	352	142
5	3		21		1	56		37	4	2	5	14	15	46	44
2	1		11		9	39		24		2		12	20	34	32

Table III.

## Offences against the person.

## Class I.

Provinces.	Educational Status. — Instruction.			Occupations.						Use of liquors. — Usage de liqueurs.	
	Un-able to read or write.	Ele-men-tary.	Superior.	Agricul-tural.	Com-mer-cial.	Do-mestic.	Indus-trial.	Pro-fes-sional.	La-borers.	Mo-de-rate.	Im-mo-de-rate.
	—	—	—	—	—	—	—	—	—	—	—
	Inca-pable de lire ou d'écrire.	Elé-men-taire.	Supé-rieure.	Agricul-teurs.	Com-merçants.	Servi-teurs.	Indus-triels.	Pro-fes-sions libérales.	Jour-naliers.	Mo-déré.	Im-mo-déré.

Assault and battery—*Concluded.*

Alberta.....	3	38	..	16	8	5	4	1	9	37	....
British Columbia.....	3	29	4	9	6	2	6	1	9	23	3
Yukon.....	..	3	..	2	..	1	..	..	..	3	..
Canada.....	124	715	11	197	100	42	99	11	330	631	110

## Endangering railway passengers.

Nova Scotia.....	..	2	..	1	..	..	..	..	..	1	..
Quebec.....	..	4	1	..	2	..	..	..	..	4	..
Ontario.....	..	2	..	..	..	..	..	..	2	2	..
Manitoba.....	1	3	..	..	..	..	..	..	..	..	..
Saskatchewan.....	..	1	..	1	..	..	..	..	1	1	1
Canada.....	1	12	1	2	2	..	..	..	3	8	1

## Refusing or neglecting to support family.

Nova Scotia.....	..	2	..	..	..	..	1	..	1	..	..
New Brunswick.....	2	1	..	..	..	..	..	..	2	3	..
Quebec.....	2	18	..	2	3	3	2	..	13	5	12
Ontario.....	3	66	..	12	11	..	7	..	39	63	7
Saskatchewan.....	..	2	..	..	1	..	..	..	1	2	..
British Columbia.....	..	1	..	..	..	..	1	..	..	..	..
Canada.....	7	90	..	14	15	3	12	..	56	73	19

## Procuration.

Quebec.....	..	2	..	..	1	1	..	..	..	1	..
Ontario.....	8	13	..	..	8	4	1	..	7	20	1
Manitoba.....	..	1	..	..	..	..	..	..	1	1	..
Saskatchewan.....	1	2	..	..	1	1	..	..	..	2	..
Alberta.....	..	2	1	..	1	2	..	..	..	3	..
Canada.....	9	20	1	..	11	8	1	..	8	27	1

## Other offences against the person.

Quebec.....	..	6	..	1	..	1	1	..	3	6	..
Ontario.....	2	11	..	1	1	1	2	..	6	11	3
Saskatchewan.....	..	4	..	4	..	..	..	..	1	1	3
Alberta.....	..	2	..	1	..	..	..	..	1	1	1
Canada.....	2	23	..	7	1	2	3	..	11	18	7

SESSIONAL PAPER No. 10d

Tableau III.

Outrages contre la personne.

Classe 1.

Birth Places. — Lieux de naissance.							Religions.							Residence.	
British Isles. — Iles Britanniques.			Canada.	Other British Pos- ses- sions.	United States	Other Fo- reign Coun- tries.	Bap- tists.	R. Ca- tho- lics.	Ch. of Eng- land.	Me- tho- dists	Pres- byte- rians.	Pro- tes- tants	Other Deno- mina- tions.	Cities and Towns—Villes.	Rural Districts—Districts ruraux.
Eng- land and Wales	Ire- land.	Scot- land		Autr's pos- sions Bri- tanni- ques.	Etats Unis.	Aut- res pays étran- gers.	Bap- tistes.	Ca- tholi- ques.	Eglise d'An- gle- terre.	Mé- tho- dis- tes.	Pres- byté- riens.	—	Autr's con- fes- sions.	—	—

Agression avec voies de fait—Fin.

3	1	...	3	...	12	28	3	10	3	2	2	12	11	49	16
5	...	5	7	...	4	16	...	8	3	...	3	7	4	29	10
...	...	...	...	...	1	1	...	...	...	...	...	...	...	3	...
57	9	12	366	5	43	360	24	356	63	63	41	152	131	623	281

Exposant au péril les passagers sur les chemins de fer

...	...	...	2	...	...	...	...	5	...	...	...	1	...	...	2
...	...	...	5	...	...	...	...	1	...	1	...	...	...	5	...
...	...	...	2	...	...	...	...	...	...	...	...	...	...	1	...
...	...	...	1	...	...	1	...	1	...	...	...	1	...	4	...
...	...	...	1	...	...	1	...	...	...	...	...	...	...	2	...
...	...	...	11	...	...	1	...	7	...	1	...	2	...	10	5

Refus ou négligence de pourvoir aux besoins de la famille.

...	...	...	2	...	...	...	...	1	...	1	...	...	...	2	...
...	...	...	3	...	...	...	...	2	...	...	...	4	...	2	...
...	...	...	22	...	...	1	...	19	...	...	...	1	...	21	2
3	1	4	50	...	3	7	6	13	12	13	7	12	3	56	16
1	...	...	...	...	...	1	...	1	...	...	...	1	1	2	...
...	...	...	...	...	...	1	...	...	...	...	...	...	...	1	...
4	1	4	77	...	3	10	6	36	12	14	7	18	4	84	19

Embauchage immoral.

...	...	...	2	...	...	...	...	2	...	...	...	...	...	2	...
1	3	...	5	...	2	11	...	13	1	1	2	2	2	19	3
1	...	...	...	...	1	2	...	1	...	...	1	...	...	1	...
...	...	...	...	...	2	1	...	2	...	...	...	1	...	3	...
...	...	...	...	...	...	...	...	...	...	...	...	...	...	4	...
2	3	...	7	...	5	14	...	18	1	1	3	3	2	29	3

Divers autres outrages contre la personne.

...	...	...	4	...	...	3	...	3	1	...	...	3	...	4	3
1	...	...	6	...	1	4	...	7	2	...	...	3	...	11	2
...	...	...	1	...	...	3	...	1	...	...	...	1	2	1	4
1	...	...	...	...	...	1	...	2	...	...	...	...	...	1	1
2	...	...	11	...	1	11	...	13	3	...	...	7	2	17	10

Table III.

## Offences against property with violence.

Class II.

Provinces.	Educational Status. — Instruction.			Occupations.						Use of liquors, — Usage de liqueurs.	
	Un-able to read or write.	Ele-men-tary.	Superior.	Agricul-tural.	Com-mer-cial.	Do-mestic.	Indus-trial.	Pro-fes-sional.	La-borers.	Mo-de-rate.	Im-mo-de-rate.
	Inca-pable de lire ou d'écrire.	Elé-men-taire.	Supé-rieure.	Agricul-teurs.	Com-merçants.	Servi-teurs.	Indus-triels.	Pro-fes-sions libérales.	Jour-naliers.	Mo-odéré.	Im-mo-déré.
Burglary, house and shopbreaking.											
Prince Edward Island.....	..	6	..	..	..	..	1	..	1	6	..
Nova Scotia.....	11	123	2	12	9	3	10	3	25	26	19
New Brunswick.....	2	16	2	1	5	1	..	..	4	10	..
Quebec.....	32	314	..	8	30	18	62	6	105	170	17
Ontario.....	12	972	2	37	40	14	63	7	279	936	22
Manitoba.....	7	210	..	3	10	12	10	..	29	142	18
Saskatchewan.....	2	33	..	8	4	2	9	..	5	22	..
Alberta.....	2	19	..	3	4	4	5	2	1	21	..
British Columbia.....	3	86	1	4	5	4	9	1	9	60	8
Canada.....	71	1773	7	76	107	58	169	19	458	1393	84
Robbery and demanding with menaces.											
Nova Scotia.....	1	6	..	3	3	..	..	1	..	5	..
Quebec.....	4	24	..	2	13	2	7	..	4	8	..
Ontario.....	3	37	..	2	3	1	7	1	20	35	4
Manitoba.....	..	1	..	..	..	1	..	..	..	1	..
Saskatchewan.....	..	2	..	2	..	..	..	..	..	2	..
Alberta.....	1	4	..	2	1	..	..	..	2	2	3
British Columbia.....	..	3	..	1	..	..	..	..	..	1	1
Canada.....	9	77	..	12	20	4	14	2	26	54	8
Robbery, highway.											
Ontario.....	..	10	..	..	..	..	1	..	9	10	..
Manitoba.....	..	7	..	..	..	..	..	..	..	7	..
Canada.....	..	17	..	..	..	..	1	..	9	17	..
Robbery, assault and											
Ontario.....	..	2	..	..	..	..	..	..	2	2	..
Manitoba.....	..	5	..	..	..	..	..	..	2	1	2
Saskatchewan.....	..	3	..	..	..	..	..	..	3	1	..
Canada.....	..	10	..	..	..	..	..	..	7	4	2
Warehouse and freight car breaking.											
Ontario.....	..	4	..	..	..	..	..	..	2	3	1
Manitoba.....	6	17	..	..	2	1	1	..	5	3	6
Alberta.....	..	1	..	1	..	..	..	..	..	1	..
Canada.....	6	22	..	1	2	1	1	..	7	7	7



## SESSIONAL PAPER No. 10d

Tableau III.

Délits avec violence contre la propriété.

Classe II.

Birth Places. — Lieux de naissance.							Religions.							Résidence	
British Isles. — Iles Britanniques.			Canada.	Other British Pos- ses- sions.	United States	Other Fo- reign Coun- tries.	Bap- tists.	R. Ca- tho- lics.	Ch. of Eng- land.	Me- tho- dists	Pres- byte- rians.	Pro- tes- tants	Other Deno- mira- tions.	Cities and Towns—Villes.	Rural Districts—Districts ruraux.
Eng- land and Wales	Ire- land.	Scot- land.		Autr's posse- sions Bri- tanni- ques.	— — Etats- Unis.	— — Au- tres pays étran- gers.	— — Bap- tistes.	— — Ca- tho- liques.	— — Eglise d'An- gle- terre.	— — Mé- tho- dis- tes.	— — Pres- byté- riens.	— — Pro- tes- tants	— — Autr's con- fes- sions.		
5	1	...	6	...	...	...	6	...	...	...	...	...	...	3	3
...	...	...	124	3	1	2	16	62	22	13	16	4	3	129	6
...	...	...	13	...	...	...	1	7	2	...	...	...	...	10	4
8	2	4	300	...	10	21	...	318	6	1	1	10	10	329	18
131	23	36	656	5	48	81	35	328	216	137	104	88	54	920	66
19	1	7	65	...	4	63	2	24	14	33	30	33	30	220	3
1	6	2	10	2	8	6	2	13	2	5	4	7	1	26	8
1	...	2	8	...	2	8	1	11	...	...	...	7	1	17	3
7	2	4	46	...	6	21	4	21	15	12	9	15	7	83	10
172	35	55	1228	10	79	202	61	790	284	182	168	164	106	1737	121
Vol avec effraction, bris de maisons et de magasins.															
...	...	...	7	...	...	...	1	1	2	...	1	2	...	6	1
...	1	...	19	...	4	4	...	21	1	...	...	...	...	26	2
1	1	1	20	1	2	13	1	8	6	9	5	...	11	39	2
...	...	...	...	...	...	1	...	...	...	...	1	...	...	1	...
...	...	1	...	...	...	...	...	1	1	...	...	...	...	...	2
...	1	...	2	1	1	1	...	1	...	...	...	2	1	5	...
1	...	...	2	...	...	...	...	...	1	2	...	...	...	4	2
2	3	2	50	2	7	19	2	32	11	11	7	4	18	81	9
Vol et demandes avec menaces.															
...	...	...	...	...	...	...	...	...	...	...	...	...	...	...	...
...	1	...	...	...	...	...	...	...	...	...	...	...	...	...	...
1	1	1	20	1	2	13	1	8	6	9	5	...	11	39	2
...	...	...	...	...	...	...	...	...	...	...	...	...	...	...	...
...	...	1	...	...	...	...	...	1	1	...	...	...	...	...	2
...	1	...	2	1	1	1	...	1	...	...	...	2	1	5	...
1	...	...	2	...	...	...	...	...	1	2	...	...	...	4	2
2	3	2	50	2	7	19	2	32	11	11	7	4	18	81	9
Vol de grand chemin.															
...	...	...	...	...	...	...	...	...	...	...	...	...	...	...	...
...	1	...	5	...	...	4	...	7	1	2	...	...	...	7	3
1	...	...	3	...	...	3	...	4	2	...	1	...	...	7	...
1	1	...	8	...	...	7	...	11	3	2	1	...	...	14	3
Vol avec voies de fait.															
1	...	...	1	...	...	...	...	...	1	...	1	...	...	2	...
...	...	1	1	...	...	1	...	...	...	...	2	...	1	5	...
...	...	...	2	...	1	...	...	2	...	...	...	...	1	2	1
1	...	1	4	...	1	1	...	2	1	...	3	...	2	9	1
Bris d'entrepôts et de wagons de fret.															
...	...	...	2	...	...	2	...	...	...	...	...	1	2	4	...
...	...	...	2	...	...	7	...	...	1	1	...	1	6	23	...
...	...	...	1	...	...	...	...	...	1	1	...	...	...	1	...
...	...	...	5	...	...	9	...	...	1	2	...	2	8	27	1

## SESSIONAL PAPER No. 10d

Table III.		Offences against property without violence.								Class III.	
Province.	Educational Status. — Instruction.			Occupations.						Use of liquors. — Usage de liqueurs.	
	Un-able to read or write.	Ele-men-tary.	Superior.	Agri-cultural.	Com-mer-cial.	Do-mestic.	Indus-trial.	Pro-fes-sional.	La-borers.	Mo-de-rate.	Im-mo-de-rate.
	— Inca-pable de lire ou d'écrire.	— Élé-men-taire.	— Supé-rieure.	— Agri-cul-teurs.	— Com-mer-cants.	— Servi-teurs.	— Indus-triels.	— Pro-fes-sions libé-rales.	— Jour-na-liers.	— Mo-déré.	— Im-mo-déré.
Bringing stolen goods into Canada.											
Ontario.....	1	3	....	....	1	2	1	....	....	4	....
Embezzlement.											
Quebec.....	....	1	....	....	1	....	....	....	....	....	....
Ontario.....	....	3	....	....	2	....	....	....	....	1	....
Alberta.....	....	1	....	....	1	....	....	....	....	1	....
Canada.....	....	5	....	....	4	....	....	....	....	2	....
False pretences.											
Nova Scotia.....	....	12	....	....	2	....	....	3	2	7	....
New Brunswick.....	1	....	....	1	....	....	....	....	....	1	....
Quebec.....	5	67	....	1	20	10	12	4	7	19	14
Ontario.....	14	148	4	11	32	14	18	8	78	157	9
Manitoba.....	....	11	....	3	2	1	....	1	....	9	2
Saskatchewan.....	....	34	3	3	13	2	10	3	3	21	7
Alberta.....	....	31	3	7	1	2	6	2	7	30	4
British Columbia.....	1	13	5	1	5	3	2	3	4	7	5
Canada.....	21	316	15	27	84	32	48	24	101	251	41
Feloniously receiving and in possession of stolen goods.											
Prince Edward Island.....	....	2	....	....	2	....	....	....	....	2	....
Nova Scotia.....	1	2	....	....	1	1	....	....	....	1	....
New Brunswick.....	....	4	....	....	1	....	....	....	....	4	....
Quebec.....	3	42	....	5	21	3	8	....	6	27	....
Ontario.....	8	124	....	2	26	11	10	....	38	125	4
Manitoba.....	3	20	....	....	3	2	....	....	2	18	3
Saskatchewan.....	2	17	....	1	3	1	5	1	7	12	1
Alberta.....	1	9	....	5	2	....	....	....	1	9	....
British Columbia.....	5	31	1	3	1	2	3	7	10	21	2
Canada.....	23	251	1	16	60	20	26	8	64	219	10
Fraud and conspiracy to defraud.											
New Brunswick.....	....	1	....	....	....	....	....	....	....	1	....
Quebec.....	1	15	....	....	6	1	1	....	3	4	....
Ontario.....	10	190	4	16	21	13	16	8	106	290	16
Manitoba.....	....	21	6	2	13	....	1	9	....	26	1
Saskatchewan.....	....	7	1	2	3	2	1	....	....	5	1
Alberta.....	5	6	....	4	3	....	....	1	....	11	....
British Columbia.....	....	8	....	....	2	1	6	....	....	1	3
Canada.....	16	248	11	24	48	17	25	18	169	338	21

## SESSIONAL PAPER No. 10d

Tableau III. Délits sans violence contre la propriété. Classe III.														
Birth Places. — Lieux de naissance.					Religions.								Residence.	
British Isles. — Iles Britanniques.			Canada.	Other British Possessions.	United States	Other Foreign Countries.	Baptists.	R. Catholics.	Ch. of England.	Methodists.	Presbyterians.	Protestants.	Other Denominations.	
Eng-land and Wales	Ire-land.	Scot-land.		— Autr's possessions — Britanniques	— Etats-Unis.	— Autr's pays étrangers.	— Bap-tistes.	— Catholiques.	— Eglise d'Angle-terre.	— Méthodistes.	— Pres-bytériens.	— Protes-tants.	— Autr's confes-sions.	
Angle-terre et Galles	Ir-lande.	Ecos-se.												
Effets volés apportés au Canada.														
1	...	...	2	...	1	...	...	2	1	...	1	...	...	3 1
Détournement.														
1	...	...	2	...	...	1	...	...	1	...	2	...	1	1 3 1
1	...	...	2	...	...	1	...	...	1	...	2	1	1	5
Faux prétextes.														
3	...	...	8	...	...	1	2	5	2	1	...	...	13	...
11	2	...	54	...	3	2	53	9	1	2	6	1	29	6
13	...	5	96	...	12	4	58	13	21	29	8	31	148	25
4	2	...	2	...	2	4	1	1	1	2	3	2	8	3
1	1	1	15	9	7	1	2	7	10	5	4	9	1	29
1	...	1	23	...	4	4	1	12	1	1	...	17	1	25
4	3	...	6	1	3	2	...	10	2	1	2	1	3	110
36	8	7	205	10	31	53	7	144	41	32	40	44	39	362
Recel et en possession d'effets volés.														
...	...	...	1	...	...	1	1	...	...	...	...	1	2	...
...	...	...	2	...	...	1	2	...	...	...	1	...	3	...
...	...	...	4	...	...	1	3	...	...	...	...	...	4	...
...	...	1	36	...	...	10	31	...	...	...	5	10	41	6
21	2	...	74	3	3	34	5	35	34	30	12	10	11	150
1	...	1	11	...	...	10	1	6	...	1	5	3	4	22
1	...	...	7	...	4	7	...	6	2	3	1	4	2	17
...	...	...	1	1	5	2	2	2	...	1	...	2	5	6
3	...	1	16	2	12	2	...	10	6	10	3	4	3	35
26	2	3	152	6	24	67	7	96	42	45	22	28	36	280
Fraude et conspiration de fraude.														
...	...	...	1	...	...	1	...	...	...	...	...	...	2	1
...	...	...	12	1	3	...	...	14	...	...	...	...	15	...
16	8	2	143	1	13	31	5	58	40	37	31	19	19	197
7	1	3	8	...	1	7	...	6	2	10	4	1	4	24
...	...	...	5	...	1	3	...	...	...	1	...	6	...	5
...	...	...	5	...	1	5	...	2	...	...	1	4	4	8
1	...	1	4	...	2	1	...	2	...	...	3	3	1	9
24	9	6	178	2	21	47	6	82	42	48	39	33	30	259

Table III.		Offences against property without violence.								Class III.	
Provinces.	Educational Status. — Instruction.			Occupations.						Use of liquors. — Usage de liqueurs.	
	Un-able to read or write.	Ele-men-tary.	Superior.	Agri-cultural.	Com-mer-cial.	Do-mestic.	In-dus-trial.	Pro-fes-sional.	La-borers.	Mo-de-rate.	Im-mo-de-rate.
	Inca-pable de lire ou d'écrire.	Elé-men-taire.	Supé-rieure.	Agri-cul-teurs.	Com-mer-cants.	Servi-teurs.	In-dus-triels.	Pro-fes-sions libé-rales.	Jour-na-liers.	Mo-déré.	Im-mo-déré.
Horse, cattle and sheep stealing.											
Nova Scotia.....		1		1						1	
New Brunswick.....	2	2		2				2		2	
Quebec.....		3							3	1	1
Ontario.....	1	15		6	1				6	13	3
Manitoba.....	1	3		1						4	
Saskatchewan.....		6		6						6	
Alberta.....	1	13	1	11			1		1	15	
British Columbia.....		8							2	2	
Canada.....	5	51	1	27	1		1	2	12	44	4
Theft.											
Prince Edward Island.....		25							3	25	
Nova Scotia.....	26	211		27	36	16	14	18	46	91	29
New Brunswick.....	49	142		10	16	5	6	6	27	165	7
Quebec.....	197	1,347	1	39	232	131	163	20	484	763	72
Ontario.....	158	3,553	30	128	313	265	233	68	1,379	3,195	173
Manitoba.....	38	650	5	31	52	59	30	21	44	608	22
Saskatchewan.....	20	217	5	60	33	19	26	17	41	176	15
Alberta.....	4	179	12	60	36	12	11	10	50	179	15
British Columbia.....	13	277	8	15	49	21	25	2	68	168	13
Yukon.....		6		2	2				2	6	
Canada.....	505	6,607	61	372	769	528	508	162	2,144	5,679	346
Theft from the person.											
Quebec.....	1	21			5		4	2	4	11	3
Ontario.....		10			1		3			9	1
Manitoba.....	1	9			2				8	8	2
Alberta.....		3		1	1				1	1	2
British Columbia.....		5		1		1			1	2	
Canada.....	2	48		2	9	1	7	2	14	31	8
Theft of registered letters and other mail matters.											
Quebec.....		1				1			1		
Ontario.....		6			2	1			2	6	
Manitoba.....	1	5			1			1		6	
Saskatchewan.....		1			1					1	
Alberta.....		3			3					3	
British Columbia.....		1			1					1	
Canada.....	1	17			8	2		1	3	17	



## SESSIONAL PAPER No. 10d

Tableau III.				Délits sans violence contre la propriété.										Classe III.	
Birth Places. — Lieux de naissance.				Religions.										Residence	
British Isles. — Iles Britanniques.			Canada.	Other British Possessions. — Autr's possessions Britan- niques.	United States — Etats-Unis.	Other Foreign Countries. — Autres pays étrangers.	Bap- tists. — Bap- tistes.	R. Ca- tho- lics. — Ca- tholi- ques.	Ch. of Eng- land. — Eglise d'An- gle- terre.	Me- tho- dists. — Mé- tho- dis- tes.	Pres- byte- rians — Pres- byté- riens.	Pro- tes- tants — Autr's con- fes- sions.	Other Deno- mina- tions. — Autr's con- fes- sions.	Cities and Towns— Villes.	Rural Districts— Districts ruraux.
Eng- land and Wales — Angle terre et Galles	Ire- land. — Ir- lande.	Scot- land. — Ecos- se.													
Vol de chevaux, bétail et moutons															
.....	.....	.....	1	.....	.....	.....	.....	.....	.....	.....	.....	.....	.....	.....	1
.....	.....	.....	4	.....	.....	.....	.....	4	.....	.....	.....	.....	.....	.....	2
.....	.....	.....	3	.....	.....	.....	.....	3	.....	.....	.....	.....	.....	.....	2
2	.....	.....	14	.....	.....	1	.....	3	2	4	1	4	.....	8	8
1	1	.....	1	.....	.....	1	.....	.....	2	.....	.....	.....	1	2	4
2	.....	.....	1	.....	1	.....	.....	1	1	.....	.....	1	1	2	2
.....	.....	.....	10	.....	2	3	.....	3	1	1	.....	5	3	6	11
.....	.....	1	5	.....	.....	2	.....	4	.....	.....	2	.....	2	4	3
5	1	1	39	.....	3	8	1	18	4	7	3	11	7	27	31
Vol simple															
.....	.....	.....	25	.....	.....	.....	1	17	1	3	1	2	.....	23	2
11	.....	.....	189	11	10	15	20	105	54	9	18	20	4	210	28
10	.....	.....	181	.....	1	3	26	95	14	9	17	12	6	161	30
36	18	.....	1,283	3	44	141	.....	1,312	27	12	37	95	94	1,485	90
417	75	124	2,481	20	176	690	136	1,243	776	576	598	312	335	3,814	240
65	13	32	256	.....	50	222	19	192	97	50	92	71	96	635	53
17	3	7	94	.....	52	72	6	66	24	40	42	31	170	87	.....
15	6	6	50	.....	54	67	2	74	8	7	4	80	19	128	79
29	7	12	138	41	39	34	4	70	23	23	40	67	30	270	36
.....	.....	.....	3	.....	3	.....	.....	1	2	.....	3	.....	.....	1	5
600	122	218	4,700	75	429	1,244	214	3,215	1,026	713	847	704	615	6,907	650
Vol sur la personne.															
.....	.....	.....	17	.....	1	4	.....	18	.....	.....	.....	.....	4	22	.....
.....	1	.....	3	.....	.....	6	.....	4	.....	.....	.....	.....	6	12	.....
2	.....	.....	.....	.....	.....	10	.....	3	1	.....	.....	.....	8	12	.....
1	.....	.....	1	1	.....	.....	.....	1	.....	.....	.....	2	.....	3	.....
.....	.....	.....	3	.....	1	1	.....	.....	2	.....	1	1	1	4	1
3	1	.....	24	1	2	21	.....	26	3	.....	1	3	19	53	1
Vol de lettres recommandées et autres matières postales															
.....	.....	.....	2	.....	.....	.....	.....	2	.....	.....	.....	.....	.....	1	1
.....	.....	.....	4	.....	.....	2	1	1	.....	.....	1	1	2	5	2
1	.....	1	3	.....	.....	1	.....	1	3	.....	2	.....	.....	6	.....
.....	.....	.....	.....	.....	1	.....	.....	1	.....	.....	.....	.....	.....	1	.....
.....	.....	.....	3	.....	.....	.....	.....	1	.....	.....	.....	3	.....	3	.....
.....	.....	.....	1	.....	.....	.....	.....	.....	.....	.....	.....	.....	.....	1	.....
1	.....	1	13	.....	1	3	1	3	3	.....	3	4	2	17	3

Table III. Malicious offences against property, forgery and offences against currency. Classes IV and V.

Provinces.	Educational Status. — Instruction.			Occupations.						Use of liquors — Usage de liqueurs.	
	Un-able to read or write.	Elémentary.	Superior.	Agricultural.	Commercial.	Domestic.	Industrial.	Professional.	Laborers.	Moderate.	Immoderate.
	—	—	—	—	—	—	—	—	—	—	—
	Incapable de lire ou d'écrire.	Elémentaire.	Supérieure.	Agriculteurs.	Commerçants.	Serviteurs.	Industriels.	Professions libérales.	Journaliers.	Moderé.	Inmodéré.

## Arson and attempt to commit arson.

Nova Scotia.....	.....	1	.....	.....	.....	.....	1	.....	.....	.....	1
New Brunswick.....	1	.....	.....	.....	.....	.....	.....	.....	.....	1	.....
Quebec.....	.....	9	.....	2	2	.....	1	.....	2	4	3
Ontario.....	.....	13	.....	3	.....	.....	1	1	.....	12	.....
Alberta.....	.....	1	.....	.....	.....	.....	1	.....	.....	.....	1
British Columbia.....	.....	1	.....	.....	.....	.....	1	.....	.....	1	.....
Canada.....	1	25	.....	5	2	.....	5	1	2	18	5

## Malicious injury to horses and cattle, and other wilful damage to property.

Nova Scotia.....	.....	19	.....	2	.....	3	1	3	2	11	4
New Brunswick.....	.....	3	.....	3	.....	.....	.....	.....	.....	2	.....
Quebec.....	11	67	.....	3	2	1	5	11	5	62	12
Ontario.....	7	71	.....	7	1	4	11	.....	31	66	5
Manitoba.....	.....	11	.....	1	.....	.....	.....	1	.....	6	.....
Saskatchewan.....	1	7	.....	7	.....	.....	.....	.....	2	7	.....
Alberta.....	1	8	.....	8	.....	4	.....	.....	.....	12	.....
British Columbia.....	.....	21	2	.....	1	.....	2	.....	3	10	.....
Yukon.....	.....	1	.....	.....	1	.....	.....	.....	.....	1	.....
Canada.....	20	208	2	31	5	12	19	15	43	177	21

## Forgery and offences against currency.

Class V.

## Currency, offences against.

Quebec.....	.....	1	.....	.....	.....	.....	.....	.....	1	.....	.....
-------------	-------	---	-------	-------	-------	-------	-------	-------	---	-------	-------

## Forgery and uttering forged documents.

Nova Scotia.....	.....	6	1	.....	1	.....	.....	3	1	2	2
New Brunswick.....	1	.....	.....	.....	.....	1	.....	.....	.....	1	.....
Quebec.....	.....	22	.....	.....	10	1	2	1	4	10	.....
Ontario.....	1	106	2	15	22	11	13	7	39	100	10
Manitoba.....	.....	21	1	1	6	2	5	6	1	19	1
Saskatchewan.....	.....	36	4	6	9	2	.....	4	17	29	4
Alberta.....	.....	28	9	10	13	.....	6	4	3	34	3
British Columbia.....	.....	6	1	.....	1	.....	4	1	.....	7	.....
Canada.....	2	225	18	32	62	17	30	26	65	202	29

## SESSIONAL PAPER No. 10d

Tableau III. Dommages malicieux à la propriété, faux et délits par rapport à la monnaie. Classes iv et v.

Birth Places. — Lieux de naissance.							Religions.							Residence.	
British Isles. — Iles Britanniques.			Canada.	Other British Pos- ses- sions.	United States	Other Fo- reign Coun- tries.	Bap- tists.	R. Ca- tho- lics.	Ch. of Eng- land.	Me- tho- dists.	Pres- byte- rians.	Pro- tes- tants	Other Deno- mina- tions.	Cities and Towns—Villes.	Rural Districts—Districts ruraux.
Eng- land and Wales	Ire- land.	Scot- land.		Autr's posses- sions. Brit- tanni- ques.	Etats- Unis.	Autres pays étran- gers.	—	—	—	—	—	—	Autr's con- fes- sions.		
Angle- terre et Galles	Ir- lande.	Ecos- se.					Bap- tistes.	Ca- tho- liques.	Eglise d'An- gle- terre.	Mé- tho- dis- tes.	Pres- byte- riens.			Cities and Towns—Villes.	Rural Districts—Districts ruraux.
Incendie et tentative d'incendie.															
.....	.....	.....	1	.....	.....	.....	.....	.....	.....	.....	1	.....	.....	1	.....
.....	.....	.....	1	.....	.....	.....	.....	.....	.....	1	.....	.....	.....	1	.....
1	.....	.....	4	.....	1	3	.....	3	1	.....	.....	2	2	6	3
1	.....	1	8	.....	.....	2	.....	1	3	4	.....	3	2	11	3
.....	.....	.....	.....	.....	.....	.....	.....	.....	.....	.....	1	.....	.....	.....	1
.....	.....	.....	1	.....	.....	.....	.....	.....	.....	.....	.....	.....	.....	2	.....
2	.....	1	15	.....	1	5	.....	4	4	5	5	2	4	21	7
Dommages malicieux aux chevaux et bestiaux, et autres dommages volontaires à la propriété.															
1	.....	.....	16	1	.....	1	.....	8	3	4	.....	2	1	19	.....
.....	.....	.....	3	.....	.....	.....	.....	3	.....	.....	.....	.....	.....	.....	3
4	1	1	42	.....	1	6	.....	39	2	.....	.....	9	4	48	7
9	.....	2	55	.....	2	12	4	33	14	10	6	8	2	69	14
.....	1	2	1	.....	1	1	.....	1	1	1	2	.....	.....	10	1
.....	.....	3	.....	.....	.....	5	.....	2	.....	1	2	.....	3	1	8
1	1	.....	3	.....	1	6	.....	2	.....	.....	.....	6	4	4	8
1	.....	.....	17	.....	1	1	.....	5	1	1	2	4	.....	16	5
.....	.....	.....	1	.....	.....	.....	.....	.....	1	.....	.....	.....	.....	.....	1
16	3	8	183	1	6	32	4	93	22	17	11	31	14	167	47
Faux et délits par rapport à la monnaie. Classe v.															
Délits contre la monnaie.															
.....	.....	.....	.....	.....	.....	1	.....	1	.....	.....	.....	.....	.....	1	.....
Faux et émission de faux documents.															
1	.....	.....	4	.....	2	.....	.....	5	1	.....	1	.....	.....	7	.....
.....	.....	.....	1	.....	.....	.....	.....	1	.....	.....	.....	.....	.....	1	.....
1	.....	.....	18	.....	.....	3	.....	17	2	1	.....	.....	.....	22	.....
4	2	1	84	.....	11	10	1	54	14	15	8	11	7	84	28
2	.....	.....	7	.....	6	7	1	7	4	1	1	1	7	19	3
1	.....	.....	5	1	14	19	1	8	6	1	11	1	10	33	8
.....	1	3	13	1	11	5	1	5	.....	.....	3	22	3	26	11
2	.....	.....	4	.....	1	1	3	.....	2	.....	.....	1	.....	8	.....
11	3	4	136	2	45	45	7	97	29	18	24	36	30	200	50

9 GEORGE V, A. 1919

Table III.

Other offences not included in the foregoing classes.

Class VI.

Provinces.	Educational Status. — Instruction.			Occupations.						Use of liquors. — Usage de liqueurs.	
	Un-able to read or write.	Ele-men-tary.	Superior.	Agri-cultural.	Com-mercial.	Do-mestic	In-dustrial.	Pro-fes-sional	La-borers	Mo-de-rate	Im-mo-de-rate
	— — Inca-pable de lire ou d'écrire.	— — Elé-men-taire.	— — Supé-rieure	— — agri-cultural-teurs.	— — Com-merçants.	— — Servi-teurs.	— — In-dus-triels.	— — Pro-fes-sions libé-rales.	— — Jour-na-liers.	— — Mo-déré	— — Im-mo-déré

## Treasonable acts

Quebec .....	.....	3	.....	.....	2	.....	1	.....	.....	3	.....
Ontario .....	.....	3	.....	.....	2	.....	1	.....	.....	3	.....
Canada .....	..	3	.....	.....	2	.....	1	.....	.....	3	.....

## Sedition.

Quebec .....	1	4	.....	1	.....	.....	2	.....	1	.....	.....
Ontario .....	.....	3	1	3	.....	.....	.....	.....	1	4	.....
Saskatchewan .....	.....	3	.....	3	.....	.....	.....	.....	1	4	.....
Alberta .....	.....	2	.....	1	.....	.....	.....	.....	1	2	.....
British Columbia .....	2	5	.....	2	3	.....	1	.....	1	7	.....
Canada .....	3	14	1	7	3	.....	3	.....	5	17	.....

## War measures act, offences against.

Nova Scotia .....	.....	1	.....	1	.....	.....	.....	.....	.....	.....	.....
New Brunswick .....	.....	3	.....	.....	3	.....	.....	.....	.....	.....	.....
Ontario .....	.....	6	.....	.....	1	.....	.....	.....	1	6	.....
Manitoba .....	.....	2	.....	2	.....	.....	.....	.....	.....	1	1
British Columbia .....	.....	1	.....	.....	1	.....	.....	.....	.....	1	.....
Canada .....	...	13	.....	3	5	.....	.....	.....	1	8	1

## Attempt to commit suicide

Quebec .....	.....	3	.....	.....	.....	.....	.....	.....	1	1	1
Ontario .....	1	4	1	2	.....	1	1	.....	2	6	.....
Saskatchewan .....	1	.....	1	1	.....	.....	.....	1	.....	1	1
Alberta .....	.....	6	.....	5	.....	.....	.....	.....	.....	6	.....
British Columbia .....	1	2	1	1	.....	.....	.....	.....	2	1	.....
Canada .....	3	15	3	9	.....	1	1	1	5	15	2

## Sodomy and bestiality.

Nova Scotia .....	.....	3	.....	.....	2	.....	.....	.....	.....	1	.....
Quebec .....	3	16	.....	.....	7	1	3	.....	7	2	2
Ontario .....	1	25	.....	.....	1	.....	3	1	10	25	1
Manitoba .....	.....	1	.....	.....	.....	.....	1	.....	.....	1	.....
Saskatchewan .....	.....	3	.....	2	.....	.....	.....	.....	1	3	.....
British Columbia .....	5	6	.....	.....	4	2	.....	.....	5	3	2
Canada .....	9	54	.....	2	14	3	7	1	23	35	5

## Indecent exposure and other offences against public morals.

Nova Scotia .....	.....	.....	.....	.....	.....	.....	.....	.....	1	.....	.....
New Brunswick .....	.....	.....	1	.....	.....	.....	.....	.....	.....	1	.....
Quebec .....	3	31	.....	.....	1	.....	5	.....	11	22	12
Ontario .....	1	12	1	1	3	1	3	.....	4	13	.....



## SESSIONAL PAPER No. 10d

Tableau III.

Autres délits non compris dans les classes précédentes.

Classe VI.

Birth Places. — Lieux de naissance.					Religions.										Residence.	
British Isles. — Iles Britanniques.			Canada.	Other British Pos- sessions. — Autr's posses- sions Brit- tanni- ques.	United States — Etats- Unis.	Other Fo- reign Coun- tries. — Aut- res pays étran- gers.	Bap- tists. — Bap- tistes.	R. Ca- tho- lics. — Cath- oliques.	Ch. of Eng- land. — Eglise d'An- gle- terre.	Metho- dists — Mé- tho- dis- tes.	Pres- byte- rians. — Pres- byté- riens.	Pro- tes- tants — Autr's con- fes- sions.	Cities and Towns — Villes.	Rural Districts — Districts ruraux.		
Eng- land and Wales — Angle- terre et Galles	Ire- land. — Ir- lande.	Scot- land. — Ecos- se.														
Actes de trahison.																
.....	.....	.....	2	.....	1	.....	.....	1	.....	1	1	.....	.....	1	.....	
.....	.....	.....	.....	.....	.....	.....	.....	.....	.....	.....	.....	.....	.....	3	.....	
.....	.....	.....	2	.....	1	.....	.....	1	.....	1	1	.....	.....	4	.....	
Sédition.																
.....	.....	.....	2	.....	.....	1	.....	1	1	1	.....	.....	1	1	.....	
.....	.....	.....	1	.....	.....	3	.....	1	.....	.....	1	2	1	3	1	
.....	.....	.....	.....	1	1	1	.....	.....	.....	.....	.....	1	1	1	3	
.....	.....	.....	1	.....	.....	6	.....	2	.....	.....	.....	3	.....	3	4	
.....	.....	.....	4	.....	1	13	.....	4	1	1	1	6	3	9	9	
Loi des mesures de guerre, contravention à la																
.....	.....	.....	.....	.....	.....	1	.....	.....	.....	.....	.....	.....	3	3	1	
1	.....	.....	.....	.....	.....	3	.....	.....	.....	.....	.....	.....	.....	.....	.....	
.....	.....	.....	4	.....	1	1	.....	3	1	.....	.....	.....	1	6	.....	
.....	.....	.....	2	.....	.....	.....	.....	.....	.....	2	.....	.....	.....	2	.....	
.....	.....	.....	.....	.....	1	.....	.....	.....	1	.....	.....	.....	.....	1	.....	
1	.....	.....	6	.....	.....	6	1	.....	3	2	2	.....	4	12	1	
Tentative de suicide.																
.....	.....	.....	2	.....	.....	1	.....	2	.....	.....	.....	1	3	.....	.....	
1	.....	.....	4	.....	1	.....	.....	3	2	.....	.....	1	3	3	.....	
.....	.....	.....	.....	1	1	.....	1	1	.....	.....	.....	1	1	1	.....	
.....	.....	.....	3	.....	1	2	.....	1	.....	.....	.....	4	1	1	5	
.....	.....	.....	.....	2	2	.....	3	.....	.....	.....	.....	.....	.....	4	.....	
1	.....	.....	9	.....	5	6	.....	10	2	.....	.....	5	3	12	9	
Sodomie et bestialité.																
.....	.....	.....	3	.....	.....	.....	.....	3	.....	.....	.....	.....	3	.....	.....	
1	2	.....	14	.....	.....	2	.....	17	1	.....	.....	.....	1	17	2	
6	.....	1	9	1	1	3	2	8	8	1	1	.....	1	26	2	
1	.....	.....	.....	.....	.....	.....	.....	1	1	.....	.....	.....	.....	1	.....	
1	.....	.....	.....	.....	.....	1	.....	1	2	.....	.....	.....	.....	.....	.....	
2	.....	2	1	2	.....	4	.....	1	2	2	.....	.....	6	10	3	
11	2	3	27	3	1	10	2	27	17	3	1	.....	8	57	8	
Exposition indécente et autres délits contre la morale publique.																
.....	.....	.....	.....	.....	.....	1	.....	1	.....	.....	.....	.....	1	.....	.....	
.....	.....	.....	30	.....	1	3	.....	28	.....	.....	5	.....	1	32	1	
.....	.....	.....	9	.....	1	4	.....	3	1	3	3	1	4	14	2	

Table III.		Other offences not included in the foregoing classes.								Class VI.	
Provinces.	Educational Status. — Instruction.			Occupations						Use of liquors — Usage de liqueurs.	
	Un-able to read or write.	Ele-men-tary.	Superior.	Agri-cultural.	Com-mercial.	Do-mestic.	Indus-trial.	Pro-fes-sional.	La-borers.	Mo-de-rate.	Im-mo-de-rate.
	Inca-pable de lire ou d'écrire.	Elé-men-taire.	Supé-rieure.	Agri-cul-teurs.	Com-mer-cants.	Servi-teurs.	Indus-triels.	Pro-fes-sions libé-rales.	Jour-na-liers.	Mo-déré.	Im-mo-déré.
Indecent exposure and other offences against public morals.— <i>Concluded.</i>											
Manitoba.....		2							2	2	...
Saskatchewan.....		2		1	1					1	...
Alberta.....		1		1						1	...
British Columbia.....		2		1		1				2	...
Canada.....	4	50	2	4	5	2	8		18	42	12
Perjury and subornation of perjury.											
Nova Scotia.....		1			1						1
New Brunswick.....	1								1	1	...
Quebec.....	2	5			4				3	4	...
Ontario.....		16	1	2	1	1	2		10	13	4
Manitoba.....	1				1					1	...
Saskatchewan.....		7		5		1			1	7	...
Alberta.....		2		1					1	2	...
British Columbia.....	1						1				...
Canada.....	5	31	1	8	7	2	3		16	28	5
Carrying unlawful weapons.											
Nova Scotia.....		1		1		1					...
Quebec.....		14			1	3	4		3	14	...
Ontario.....	6	53	1	7	2		3	4	39	52	7
Manitoba.....		3		2	1					3	...
Saskatchewan.....		2							1	1	...
Alberta.....		3		2					1	1	...
British Columbia.....	2	7		1	1		1		3	5	2
Canada.....	8	83	1	13	5	4	8	4	47	76	9
Conspiracy.											
Quebec.....		2			1		1			2	...
Ontario.....	4	11		2			1		9	15	...
Manitoba.....									1	1	...
Saskatchewan.....		1	1		1		1			2	...
Alberta.....			1		1					1	...
Canada.....	4	14	2	2	3		3		10	21	...
Forcible entry.											
Ontario.....		1		1						1	...
Manitoba.....		1							1	1	...
Canada.....		2		1					1	2	...

## SESSIONAL PAPER No. 10d

Tableau III. Autres délits non compris dans les classes précédentes.														Classe VI.	
Birth Places. — Lieux de naissance.							Religions.							Residence.	
British Isles. — Iles Britanniques.			Canada.	Other British Possessions. — Autr's possessions Britanniques.	United States. — Etats-Unis.	Other Foreign Countries. — Autres pays étrangers.	Baptists. — Baptistes.	R. Catholics. — Catholiques.	Ch. of Eng-land. — Eglise d'Angle-terre.	Methodists. — Méthodistes.	Presbyterians. — Presbytériens.	Protestants. — Autr's confessions.	Other Denominations. — Autr's confessions.	Cities and Towns—Villes.	Rural Districts—Districts ruraux.
Eng-land and Wales — Angle terre et Galles	Ire-land. — Irlande.	Scot-land. — Ecos-se.													
2		1							1		2			3	
1			1						1			1		1	1
			1			2		1	1					1	1
3		1	41		3	9		34	4	3	5	7	5	53	6
Exposition indécentes et autres délits contre la morale publique.—Fin.															
Parjure et subornation de parjure.															
			1				1							1	
			1						1					1	
			5			1		6						7	
1	1		10		1	5		3	1	5	1	3	4	17	2
						1		1						1	
			4		2	1		1	1	1	1	3		3	5
						2						2		1	1
						1							1	1	
1	1		21		3	11	1	11	3	6	2	9	5	32	8
Port d'armes illégal.															
						1									1
1		1	11		1			3	7					14	
2			25		2	31	2	29	8	7	2	4	6	38	21
1			1			1					1	2		1	2
			1					1						1	2
					1	2		1					1		3
		1	2	1	2	3		3			1	2	1	8	2
4		2	40	1	6	38	2	37	15	7	4	13	8	62	31
Conspiration.															
			2					2						2	
3			4			4		1	3	2			5	14	1
						1							1	1	
1			1					1		1				2	
						1		1						1	
4			7			6		8	3	3			6	20	1
Violation de propriété.															
			1								1				1
						1							1	1	
			1			1					1		1	1	1

Table III. Other offences not included in the foregoing classes. Class VI.

Provinces.	Educational Status. — Instruction.			Occupation.						Use of liquors — Usage de liqueurs	
	Un-able to read or write.	Ele-men-tary.	Super-ior.	Agri-cultural.	Com-mer-cial.	Do-mestic.	Indus-trial.	Pro-fes-sional.	La-borers.	Mo-de-rate.	Im-mo-de-rate.
	Inca-pable de lire ou d'écrire.	Elé-men-taire.	Supé-rieure.	Agri-cul-teurs.	Com-mer-çants.	Servi-teurs.	Indus-triels.	Pro-fes-sions libé-rales.	Jour-na-liers.	Mo-déré.	Im-mo-déré.

## Offences against gambling and lottery acts.

Nova Scotia.....	2				1				2		2
New Brunswick.....	1				1						
Quebec.....	196				96	90	6	2	7	11	
Ontario.....	4	83		4	26	1	9	4	48	85	7
Manitoba.....	1	26	5	1	17	2	2		7	23	6
Saskatchewan.....		14			3	8			4	4	1
Alberta.....	1	13		1	5	2	3		3	12	2
British Columbia.....		13		4	1	1			2	9	1
Canada.....	6	348	3	10	154	104	20	6	73	144	19

## Prison breach, escape, attempting and aiding to escape from prison.

Nova Scotia.....	11			3	1	1		1	1	4	2
New Brunswick.....	2			1					1	2	
Quebec.....	2	7			3				5	6	
Ontario.....	8	72	5	10	12	6	10	5	34	59	25
Manitoba.....		10		1		1			1	10	
Saskatchewan.....	1	6		1	1		3		4	6	
Alberta.....		5		1	2			1	1	5	
British Columbia.....		8			2	3			1	3	1
Yukon.....		1									1
Canada.....	11	122	5	17	21	11	13	7	48	95	29

## Revenue laws, offences against.

Ontario.....	3	15	7	1	14	3			7	19	
--------------	---	----	---	---	----	---	--	--	---	----	--

## Riot and affray.

Nova Scotia.....	3	17			9		1	1	5	2	2
Ontario.....		24		8					16	17	
British Columbia.....		11		2	4	4			1	2	
Canada.....	3	52		10	13	4	1	1	22	21	2

## Keeping bawdy houses and inmates thereof.

Prince Edward Island.....		2								1	1
Nova Scotia.....		14			2	1	1			2	
New Brunswick.....		46			12		1		2	44	2
Quebec.....	3	817			5	795	1		5	506	314
Ontario.....	12	254	1		7	59	4	1	81	250	18
Manitoba.....		8				1	1		1	7	1
Saskatchewan.....	1	19	1	1		5	2	1	1	14	3
Alberta.....		32			7	12	1	1		24	8
British Columbia.....	8	132		3	7	53			27	39	1
Canada.....	24	1324	2	4	40	906	11	3	117	887	348



## SESSIONAL PAPER No. 10d

Tableau III. Autres délits non compris dans les classes précédentes. Classe VI.

Birth Places. — Lieux de naissance.						Religions.							Residence.		
British Isles. — Iles Britanniques.			Canada.	Other British Pos- ses- sions. — Autr's posses- sions Brit- tanniques.	United States — — Etats- Unis.	Other Fo- reign Coun- tries. — — Autr- es pays étran- gers.	Bap- tists. — — Bap- tistes.	R. Ca- tho- lics. — — Ca- tholi- ques.	Ch. of Eng- land. — — Eglise d'An- gle- terre.	Me- tho- dists — — Mé- tho- dis- tes.	Pres- byte- rians. — — Pres- byte- riens.	Pro- tes- tants — — Autr's con- fes- sions.	Other Deno- mina- tions. — — Autr's con- fes- sions.	Cities and Towns — Villes.	Rural Districts — Districts ruraux.
Eng- land and Wales — Angle terre et Galles	Ire- land. — Ir- lande.	Scot- land. — Ecos- se.		Autr's posses- sions Brit- tanniques.	— — Etats- Unis.	— — Autr- es pays étran- gers.	— — Bap- tistes.	— — Ca- tholi- ques.	— — Eglise d'An- gle- terre.	— — Mé- tho- dis- tes.	— — Pres- byte- riens.	— — Pro- tes- tants	— — Autr's con- fes- sions.	— — Other Deno- mina- tions.	— — Cities and Towns — Villes.

## Infraction aux lois défendant le jeu et les loteries.

...	...	...	1	...	...	2	...	1	...	...	...	2	2	...
7	1	2	94	...	1	95	...	123	7	3	4	56	200	1
1	4	1	27	...	4	55	...	40	6	1	4	7	26	93
...	...	...	8	...	6	16	2	6	3	4	...	1	13	28
...	...	...	...	...	1	13	...	3	...	...	...	...	11	15
...	...	...	1	...	2	10	...	5	...	1	...	3	5	15
...	...	...	1	...	...	9	...	4	1	...	...	...	5	11
8	5	3	132	...	14	200	2	182	17	9	8	11	118	364
...	...	...	...	...	...	...	...	...	...	...	...	...	...	7

## Infraction aux lois des prisons, évasion, tentative et aide d'évasion.

...	...	...	7	1	2	1	...	7	1	1	...	...	8	3
...	...	...	2	...	...	...	2	...	...	...	...	...	1	1
...	...	...	7	...	2	...	...	6	...	...	...	1	2	9
2	1	...	67	...	7	...	1	29	9	8	9	24	1	63
1	1	...	2	...	1	5	1	4	1	...	1	3	...	8
...	...	...	3	...	3	3	...	3	...	3	2	...	1	7
...	...	1	2	...	...	2	...	2	...	...	...	...	1	4
...	...	...	1	...	2	3	...	2	...	...	...	2	1	5
...	...	...	1	...	...	...	...	...	...	...	...	1	...	1
3	2	1	92	1	17	21	4	53	11	12	12	31	6	106
...	...	...	...	...	...	...	...	...	...	...	...	...	...	36

## Délits contre le revenu de l'Etat.

3	...	...	10	...	...	9	1	7	1	4	...	1	6	25
---	-----	-----	----	-----	-----	---	---	---	---	---	-----	---	---	----

## Emeute et rixe.

1	3	...	10	1	3	2	1	8	3	1	2	...	2	22
2	1	...	20	...	1	...	...	17	4	...	2	...	1	16
2	...	1	1	1	1	5	...	1	...	...	...	5	2	11
...	...	...	...	...	...	...	...	...	...	...	...	...	...	...
5	4	1	31	2	5	7	1	26	7	1	4	7	5	49

## Tenant et habitant des maisons de désordre

...	...	...	2	...	...	...	...	2	...	...	...	...	2	...
...	...	...	14	...	...	...	...	7	1	...	1	3	...	17
...	...	...	19	...	...	27	4	11	3	...	...	...	28	16
28	19	3	661	...	23	86	...	729	...	...	...	88	2	817
22	7	5	152	...	22	57	4	109	53	27	25	6	28	267
1	...	2	3	...	...	2	...	1	4	1	1	...	1	8
1	1	...	6	...	9	4	...	10	...	1	3	6	...	24
4	1	1	7	...	18	1	...	16	...	...	...	13	2	43
4	...	...	17	...	42	56	...	58	...	...	...	24	12	136
60	28	11	881	...	114	233	8	943	61	29	30	140	73	1330
...	...	...	...	...	...	...	...	...	...	...	...	...	...	13

Table III.

Other offences not included in the foregoing classes.

Class VI.

Provinces.	Educational Status. — Instruction.			Occupations.						Use of liquors. — Usage de liqueurs.	
	Un-able to read or write.	Ele-men-tary.	Supe-rior.	Agri-cul-tural.	Com-mer-cial.	Do-mestic.	Indus-trial.	Pro-fes-sional.	La-borers.	Mo-de-rate.	Im-mo-de-rate.
	—	—	—	—	—	—	—	—	—	—	—
	Inca-pable de lire ou d'écrire.	Elé-men-taire.	Supe-rieure.	Agri-cul-teurs.	Com-mer-cants.	Servi-teurs.	Indus-triels.	Pro-fes-sions libé-rales.	Jour-na-liers.	Mo-déré.	Im-mo-déré.

## Various other misdemeanours.

Nova Scotia .....	1	1	.....	1	.....	.....	.....	.....	.....	.....	.....
Ontario .....	19	49	6	6	13	7	12	.....	33	76	.....
Saskatchewan .....	.....	6	.....	3	2	.....	.....	.....	1	6	.....
Alberta .....	.....	3	1	2	.....	.....	1	.....	1	3	1
British Columbia .....	.....	3	.....	2	.....	.....	.....	.....	.....	1	.....
Canada .....	20	62	7	14	15	7	13	.....	35	86	1


## SESSIONAL PAPER No. 10d

Tableau III.

Autres délits non compris dans les classes précédentes.

Classe VI.

Birth Places. — Lieux de naissance.						Religions.								Residence.	
British Isles. — Iles Britanniques.			Canada.	Other British Pos- ses- sions.	United States	Other For- eign Coun- tries.	Bap- tists.	R. Ca- tho- lics.	Ch. of Eng- land.	Me- tho- dists	Pres- byte- rians.	Pro- tes- tants	Other Deno- mina- tions.	Cities and Towns — Villés.	Rural Districts — Districts ruraux.
Eng- land and Wales	Ire- land.	Scot- land.		— Autr's posses- sions	— Etats- Unis.	— Autr's pays étran- gers.	— Bap- tistes	— Ca- tholi- ques.	— Eglise d'An- gle- terre.	— Mé- tho- dis- tes.	— Pres- byté- riens.	— Autr's con- fes- sions.			
Angle terre et Galles	Ir- lande.	Ecos- se.		— bri- tanni- ques.											
Divers autres délits.															
7	2	1	29	2	5	30	1	35	18	7	6	5	2	58	1
			3			3		4	2					3	7
			3			1		1				3		2	3
2						1		1		1		1		2	1
9	2	1	37	..	5	35	1	41	21	8	6	9	2	65	14





---

---

## TABLE IV

SUMMARY BY CLASSES AND PROVINCES WITH TOTALS OF EACH  
PROVINCE AND OF CANADA.

---

## TABLEAU IV

RÉCAPITULATION PAR CLASSES ET PAR PROVINCES AVEC TOTAUX  
DE CHAQUE PROVINCE ET DU CANADA.

---

---

Table IV. Summary by classes and provinces.

Provinces.	Educational Status. — Instruction.			Occupation.							Use of liquors — Usage de liqueurs	
	Un-able to read or write.	Ele-men-tary.	Superior.	Agricul-tural.	Com-mer-cial.	Domestic.	Indus-trial.	Pro-fes-sional.	La-borers.	Mo-de-rate	Im-mo-de-rate	
	Inca-pable de lire ou d'é-crire.	Elé-men-taire.	Supé-rieure	Agricul-teurs.	Com-mer-cants.	Servi-teurs.	Indus-triels.	Pro-fes-sions libé-rales.	Jour-na-liers.	Mo-déré	Im-mo-déré	

## Class I.—Offences against the person.

Prince Edward Island.	34	135	2	36	50	8	23	4	35	90	25
Nova Scotia.	6	34		3	6		3	3	22	19	13
New Brunswick.	22	289	1	44	55	33	43	6	108	163	88
Ontario.	151	1,033	24	137	152	47	150	22	607	1012	169
Manitoba.	37	158	4	63	19	13	14	8	53	151	8
Saskatchewan.	26	115		73	12	7	15	5	40	116	16
Alberta.	13	98	5	49	18	10	8	4	21	103	9
British Columbia.	9	71	6	15	18	6	11	4	24	43	19
Yukon.		3		2		1				3	
Canada.	298	1,336	42	422	330	125	267	56	910	1700	347

## Class II.—Offences against property with violence.

Prince Edward Island.		6					1		1	6	
Nova Scotia.	12	129	2	15	12	3	10	4	25	31	19
New Brunswick.	2	10	2	1	5	1			4	10	
Quebec.	36	338		10	43	20	69	6	109	178	17
Ontario.	15	1,025	2	39	43	15	71	8	312	986	27
Manitoba.	13	240		3	12	14	11		36	154	26
Saskatchewan.	2	38		10	4	2	9	2	8	25	
Alberta.	3	24		6	5	4	5	1	3	24	3
British Columbia.	3	89	1	5	5	4	9		9	61	9
Yukon.											
Canada.	86	1,899	7	89	129	63	185	21	507	1475	101

## Class III.—Offences against property without violence.

Prince Edward Island.		27			2				3	27	
Nova Scotia.	27	226		28	39	17	14	21	48	103	29
New Brunswick.	52	149		13	17	5	6	8	27	173	7
Quebec.	207	1,497	1	45	285	146	188	26	508	825	90
Ontario.	192	4,052	38	163	399	306	281	84	1,609	4100	206
Manitoba.	44	719	11	37	73	62	31	32	54	679	30
Saskatchewan.	22	282	9	72	53	24	42	21	51	221	24
Alberta.	11	245	16	88	56	14	18	13	60	249	21
British Columbia.	19	343	14	20	58	28	36	12	85	202	23
Yukon.		6		2	2				2	6	
Canada.	574	7,546	89	468	984	602	616	217	2,447	6585	430

SESSIONAL PAPER No. 10d

Tableau iv. Récapitulation par classes et provinces.

Birth Places. — Lieux de naissance.						Religions.								Residence.	
British Isles. — Iles Britanniques.			Canada.	Other British Pos- sessions. — Autr's posse- sions Britan- niques.	United States — Etats- Unis.	Other Fo- reign Coun- tries. — Aut- res pays étran- gers.	Bap- tists. — Bap- tistes.	R. Ca- tho- lics. — Cath- oliques.	Ch. of Eng- land. — Eglise d'An- gle- terre.	Me- tho- dists. — Mé- tho- dis- tes.	Pres- byte- rians. — Pres- byté- riens.	Pro- tes- tants	Other Deno- mina- tions. — Autr's con- fes- sions.	Cities and Towns—Villes.	Rural Districts—Districts ruraux.
Eng- land and Wales — Angle terre et Galles	Ire- land. — Ir- lande.	Scot- land. — Ecos- se.													

## Classe I.—Outrages contre la personne.

6	5	2	85	25	11	33	8	69	25	17	16	12	17	150	27
13	10	2	35	1	6	4	2	22	6	2	1	5	34	7	
104	22	27	241	6	38	44	1	243	7	4	.....	52	11	250	69
14	3	3	593	6	38	427	34	452	159	148	91	134	163	1,029	238
14	3	3	53	.....	4	112	1	56	12	6	20	19	62	128	67
3	3	6	37	.....	20	85	3	55	4	9	3	38	37	69	93
8	4	4	20	.....	30	55	3	35	4	7	5	38	19	90	52
14	6	7	18	4	10	30	.....	24	9	4	6	15	13	66	26
.....	.....	.....	.....	.....	1	1	.....	.....	.....	.....	.....	.....	.....	3	.....
162	53	51	1,082	36	121	791	52	956	226	197	142	313	322	1,819	579

## Classe II.—Débits avec violence contre la propriété.

5	1	.....	6	.....	1	2	17	63	24	13	17	6	3	135	3
8	3	4	131	3	1	.....	1	7	2	.....	.....	.....	.....	10	4
133	25	37	13	.....	14	25	.....	339	7	1	1	10	16	355	20
20	1	8	319	.....	50	100	36	343	224	148	110	89	67	972	71
1	6	3	684	6	4	75	2	28	24	15	38	34	37	256	3
1	1	2	71	.....	10	6	2	16	3	5	4	7	2	28	11
8	2	4	12	2	2	9	1	12	.....	1	.....	9	2	22	4
.....	.....	.....	11	1	2	.....	4	21	16	14	9	15	7	87	12
.....	.....	.....	48	.....	6	21	.....	.....	.....	.....	.....	.....	.....	.....	.....
176	39	58	.....	.....	87	238	63	835	300	197	179	170	134	1,865	135

## Classe III.—Débits sans violence contre la propriété.

.....	.....	.....	26	.....	1	1	18	1	3	1	2	1	25	2	
14	.....	.....	200	11	10	16	21	109	59	11	20	20	4	226	29
10	.....	.....	191	.....	1	3	28	103	14	9	17	12	6	168	33
47	20	37	1,407	4	51	158	.....	1,433	36	13	39	106	112	1,597	104
471	86	132	2,819	24	205	803	151	1,444	867	668	675	354	404	4,340	314
77	17	37	281	.....	53	255	20	269	104	62	105	79	115	709	62
24	4	8	122	9	66	85	8	81	37	35	45	62	35	234	109
17	6	7	93	2	66	81	3	94	10	10	5	114	32	180	107
37	10	15	173	44	57	42	4	97	33	34	51	76	40	433	44
.....	.....	.....	3	.....	3	.....	.....	1	2	.....	.....	3	.....	1	5
697	143	236	5,315	94	512	1,444	236	3,589	1,163	845	958	828	749	7,913	809

Table iv.

## Summary by classes and provinces.

Provinces.	Educational Status. — Instruction.			Occupations.						Use of liquors. — Usage de liqueurs.	
	Un-able to read or write.	Ele-men-tary.	Superior.	Agri-cultural.	Com-mercial.	Do-mestic.	Ind-ustrial.	Pro-fes-sional.	La-borers.	Mo-de-rate	Im-mo-de-rate
	—	—	—	—	—	—	—	—	—	—	—
	Inca-pable de lire ou d'écrire.	Elé-men-taire.	Supé-rieure.	Agri-cul-teurs.	Com-mer-cants.	Servi-teurs.	Ind-us-triels.	Pro-fes-sions libé-rales.	Jour-na-liers.	Mo-déré	Im-mo-déré

## Class iv.—Malicious offences against property.

Prince Edward Island.....	.....	.....	.....	.....	.....	.....	.....	.....	.....	.....	.....
Nova Scotia.....	.....	20	.....	2	.....	3	2	3	2	11	5
New Brunswick.....	1	3	.....	3	.....	.....	.....	.....	.....	3	.....
Quebec ..	11	76	.....	5	4	1	6	11	7	66	15
Ontario.....	7	84	.....	10	1	4	12	1	31	78	5
Manitoba ..	.....	11	.....	1	.....	.....	.....	1	.....	6	.....
Saskatchewan.....	1	7	.....	7	.....	.....	.....	.....	2	7	.....
Alberta ..	1	9	2	8	.....	4	1	.....	.....	12	1
British Columbia.....	.....	22	.....	.....	1	.....	3	.....	3	11	.....
Yukon.....	.....	1	.....	.....	1	.....	.....	.....	.....	1	.....
Canada.....	21	233	2	36	7	12	24	16	45	195	26

## Class v.—Forgery and offences against the currency.

Prince Edward Island.....	.....	.....	.....	.....	.....	.....	.....	.....	.....	.....	.....
Nova Scotia.....	.....	6	1	.....	1	.....	.....	3	1	2	2
New Brunswick.....	1	.....	.....	.....	.....	1	.....	.....	.....	1	.....
Quebec.....	.....	23	.....	.....	10	1	2	1	5	10	.....
Ontario.....	1	106	2	15	22	11	13	7	39	100	10
Manitoba.....	.....	21	1	1	6	2	5	6	1	19	1
Saskatchewan.....	.....	36	4	6	9	2	.....	4	17	29	4
Alberta.....	.....	28	9	10	13	.....	6	4	3	34	3
British Columbia.....	.....	6	1	.....	1	.....	4	1	.....	7	.....
Yukon.....	.....	.....	.....	.....	.....	.....	.....	.....	.....	.....	.....
Canada.....	2	226	18	32	62	17	30	26	65	202	20

## Class vi.—Other offences not included in the foregoing classes.

Prince Edward Island ..	.....	2	.....	.....	.....	.....	.....	.....	.....	1	1
Nova Scotia.....	4	51	.....	6	15	2	2	2	9	9	7
New Brunswick.....	1	52	1	1	16	.....	1	.....	4	48	2
Quebec.....	14	1,091	.....	.....	118	887	20	2	43	568	329
Ontario.....	59	632	23	45	82	62	51	15	295	644	62
Manitoba.....	2	53	3	6	19	4	4	.....	13	50	8
Saskatchewan.....	3	63	4	17	8	14	6	2	14	49	5
Alberta ..	1	67	2	14	15	14	5	2	8	57	11
British Columbia.....	19	190	1	16	28	64	3	.....	42	73	7
Yukon.....	.....	1	.....	.....	.....	.....	.....	.....	.....	.....	1
Canada.....	103	2,202	34	105	301	1,047	92	23	428	1499	433



## SESSIONAL PAPER No. 10d

Tableau iv. Récapitulation par classes et provinces.

Birth Places. — Lieux de naissance.							Religions.							Residence.	
British Isles. — Iles Britanniques.			Canada.	Other British Possessions. — Autr's possessions Britanniques.	United States. — Etats Unis.	Other Foreign Countries. — Autres pays étrangers.	Baptists. — Baptistes.	R. Catholics. — Catholiques.	Ch. of Eng. land. — Eglise d'Angleterre.	Methodists. — Méthodistes.	Presbyterians. — Presbytériens.	Protestants. — Autr's confessions.	Other Denominations. — Autr's confessions.	Cities and Towns — Villes.	Rural Districts — Districts ruraux.
England and Wales. — Angleterre et Galles.	Ireland. — Irlande.	Scotland. — Ecosse.													

## Classe iv.—Dommages malicieux contre la propriété.

1			17	1		1		8	3	4	1	2	1	20	
			4					3		1				1	3
5	1	1	46		2	9		42	3			11	6	54	10
10		3	63		2	14	4	34	17	14	9	8	4	80	17
	1	2	1		1	1		1	1	1	1	2		10	1
		3				5		2		1	2		3	1	8
1	1		3		1	6		2			1	6	4	4	9
1			18		1	1		5	1	1	2	4		18	5
			1						1						1
18	3	9	153	1	7	37	4	97	26	22	16	33	18	188	54

## Classe v.—Faux et délits par rapport à la monnaie.

1			4		2			5	1		1			7	
			1					1						1	
1			18			4		18	2	1		11	2	23	
4	2	1	84		11	10	1	54	14	15	8	1	7	84	28
2			7		6	7	1	7	4	1	1	1	7	19	3
1			5	1	14	19	1	8	6	2	11	22	10	33	8
	1	3	13	1	11	5	1	5			3	1	3	26	11
2			4		1	1	3		2				1	8	
11	3	4	136	2	45	46	7	98	29	18	24	36	30	201	50

## Classe vi.—Autres délits non compris dans les classes précédentes.

			2					2						2	
1	3		37	2	5	7	2	22	9	2	3	5	4	54	6
			23		1	30	6	13	4				31	21	2
37	23	6	826		28	189		916	15	3	4	99	64	1,103	8
51	15	8	375	1	46	208	12	289	118	68	56	52	86	646	77
6	1	3	16		7	27	3	12	10	5	7	6	16	54	4
4	1		20		16	29		26	6	6	7	12	13	58	21
4	1	2	17		23	22		28		1		26	11	69	14
10		4	24	4	49	93		76	4	4	1	37	28	193	20
			1									1		1	
113	44	23	1,341	7	175	605	23	1,384	166	89	78	238	253	2,201	152

Table IV. Grand totals for 1916 and 1917.

Provinces.	Educational Status. — Instruction.			Occupations.						Use of liquors. — Usage de liqueurs.	
	Un-able to read or write.	Ele-men-tary.	Superior.	Agri-cultural.	Com-mer-cial.	Dom-estic.	Indus-trial.	Pro-fes-sional.	La-borers.	Mo-de-rate	Im-mo-de-rate
	Inca-pable de lire ou d'écrire.	Élé-men-taire.	Supé-rieure	Agri-cul-teurs.	Com-mer-cants.	Servi-teurs.	Indus-triels.	Pro-fes-sions libérales.	Jour-na-liers.	— Mo-déré	— Im-mo-dere
Grand totals by provinces.											
Prince Edward Island.....	{ 1918 ..... 35	.....	.....	.....	2	.....	1	.....	4	34	1
	{ 1917 .... 24	.....	.....	1	3	.....	1	.....	6	8	3
Nova Scotia.....	{ 1918 77	567	5	87	117	33	51	37	120	246	87
	{ 1917 45	399	7	47	79	31	31	30	99	179	44
New Brunswick.....	{ 1918 69	248	3	21	44	7	10	11	57	254	22
	{ 1917 37	246	.....	9	36	13	9	5	84	186	19
Quebec.....	{ 1918 290	3,314	2	104	515	1,088	328	52	780	1810	539
	{ 1917 243	2,587	8	65	312	700	330	28	710	714	576
Ontario .....	{ 1918 425	6,932	89	409	699	445	578	137	2,893	6920	479
	{ 1917 201	5,715	111	314	506	315	345	164	2,053	2652	482
Manitoba ... ..	{ 1918 96	1,202	19	111	129	95	65	47	157	1059	73
	{ 1917 88	822	68	132	119	75	54	48	97	551	52
Saskatchewan.....	{ 1918 54	541	17	185	86	49	72	32	132	447	49
	{ 1917 42	381	23	153	79	56	51	24	123	327	58
Alberta .....	{ 1918 29	471	34	175	107	46	43	25	95	479	48
	{ 1917 33	431	29	117	126	43	48	35	104	433	24
British Columbia.....	{ 1918 50	721	23	56	111	102	66	18	163	397	58
	{ 1917 70	780	43	64	161	151	68	56	235	323	73
Yukon . . . . .	{ 1918 ..... 11	.....	.....	4	3	1	.....	.....	2	10	1
	{ 1917 1	5	9	2	3	6	.....	.....	2	14	1
Canada....	{ 1918 1,084	14,042	192	1,152	1,813	1,866	1,214	359	4,403	11,656	1,357
	{ 1917 763	11,390	298	904	1,424	1,390	937	390	3,513	5357	1,332

## SESSIONAL PAPER No. 10d

Tableau iv. Grands totaux pour 1916 et 1917.															
Birth Places. — Lieux de naissance.								Religions.							Residence.
British Isles. — Iles Britanniques.			Canada.	Other British Possessions. — Autr's possessions Britanniques.	United States. — Etats-Unis.	Other Foreign Countries. — Autr's pays étrangers.	Baptists. — Baptistes.	R. Catholics. — Catholiques.	Ch. of Eng-land. — Eglise d'Angle-terre.	Methodists. — Méthodistes.	Presbyterians. — Presbyte-riens.	Protes- tants — Autr's con- fessions.	Other Deuo- mina- tions. — Autr's con- fessions.	Cit'ies and Towns—Villes.	Rural Districts—Districts ruraux.
Eng-land and Wales — Angle terre et Galles	Ire-land. — Ir-lande.	Scot-land. — Ecos-se.													
.....	.....	.....													
.....	.....	.....	34	.....	.....	1	1	26	1	3	1	2	1	30	5
.....	.....	.....	25	.....	.....	.....	.....	16	.....	4	2	2	.....	20	3
28	9	2	474	42	25	59	48	276	121	47	58	45	29	592	69
19	1	3	391	28	11	20	67	180	75	30	43	31	9	375	105
10	.....	.....	267	.....	3	37	37	149	26	12	18	17	37	235	49
15	5	3	220	5	8	29	31	132	27	24	24	11	11	249	40
111	57	50	2,857	5	101	429	1	2991	70	22	44	278	211	3382	211
67	30	23	2,353	4	87	272	17	2405	46	9	27	231	92	2924	224
773	150	208	4,618	37	352	1,562	238	2616	1,399	1061	949	648	731	7171	745
398	83	78	3,135	25	330	861	220	1972	1,179	896	660	493	501	5078	541
119	23	53	429	.....	75	477	27	313	155	90	172	141	237	1176	140
81	19	27	392	2	56	429	25	225	108	79	151	107	282	859	174
33	14	20	196	12	126	229	14	188	56	59	72	120	100	423	250
43	12	34	120	.....	102	206	11	169	45	37	52	99	72	365	185
31	14	18	157	4	133	178	8	176	14	19	14	215	71	391	197
54	4	34	133	6	111	154	11	136	10	23	13	247	32	412	129
72	18	30	285	52	124	188	11	223	65	57	69	118	89	805	107
103	26	40	324	25	135	251	20	124	86	84	62	65	51	861	99
.....	.....	.....	5	.....	4	1	.....	1	3	.....	.....	4	.....	5	6
.....	.....	.....	4	.....	5	6	.....	8	.....	.....	.....	.....	4	14	1
1,177	285	381	9,322	152	947	3,161	385	6,959	1,910	1,368	1,397	1,618	1,506	14190	1,779
780	180	242	7,097	95	845	2,228	402	5,367	1,576	1,186	1,034	1,286	1,054	11157	1,501





---

## TABLE V

SUMMARY CONVICTIONS

---

## TABLEAU V

CONDAMNATIONS SOMMAIRES

---

## SESSIONAL PAPER No. 10d

TABLE V.—Summary convictions by police magistrates and other justices.

Offences.	PROVINCE OF PRINCE EDWARD ISLAND.							
	KING'S				PRINCE.			
	Con- vic- tions. — Con- dam- na- tions.	Sentence.			Con- vic- tions. — Con- dam- na- tions.	Sentence.		
		Op- tion of a fine.	Com- mitted without option.	De- ferred &c.		Op- tion of a fine.	Com- mitted without option.	De- ferred &c.
		Sur option	Empri- sonnés sans option.	Re- mise, etc.		Sur option	Empri- sonnés sans option.	Re- mise, etc.
	M.	F.			M.	F.		
Alien Restrictions Act, offence against.....								
Adulteration of food. ....								
Assaults.....	1		5		2		2	
Breach of peace. ....	5		1					
Carrying fire-arms and unlawful weapons...								
Contempt of court.....								
Cruelty to animals.....								
Disturbing religious and like meetings.....								
Fishery and Game Acts, offences against...								
Gambling Acts " " .....								
Immigration Acts " " .....								
Incorrigibility .....								
Inspection and Sales Act, offences against..								
Larceny.....								
" of dogs, birds, &c.....								
" of timber, trees, fruits, &c.....								
Liquor Licence and Prohibition Acts, offences against.....	5		4	1	9		9	
Violation of Indian liquor law. ....								
Malicious injury to property.....								
Other damage to property.. ..								
Master's and Servant's Acts, offences against								
Medical and Dentistry Acts, offences against								
Militia Acts " " .....								
Miscellaneous offences.....								
Municipal Acts and By-laws, breaches of...					3		3	
Breach of School Acts. . . . .					1		1	
Exercising various callings without license								
Health By-laws, offences against.....								
Highways, offences relating to.....					8		8	
Non support of family and neglect of child- ren.....								
Opium and Drug Act, offences against.....								
Pharmacy Acts, offences against.....								
Profanation of the Lord's Day.....								
Railway Acts, offences against.....								
Revenue Laws " " .....								
Seamen's Acts " " .....								
Threats and abusive language.....								
Trespass.....								
Vagrancy.....								
Drunkeness.....	4		4		16		16	
Indecent exposure.....								
Insulting, obscene and profane language..								
Frequenting bawdy houses .....								
Loose, idle, disorderly.....					4		4	
Weights and Measures Acts, offences against.								
Insanity .....								
Breach of Sundry Orders-in-Council under War Measures Act.....					1		1	
Totals.....	15		14	1	44		44	

## SESSIONAL PAPER No. 10d

TABLEAU v.—Condamnations sommaires par magistrats de police et autres juges de paix.

PROVINCE DE L'ÎLE DU PRINCE-ÉDOUARD.									
QUEENS.				TOTALS OF P. E. ISLAND. TOTAUX DE L'ÎLE DU P.É.				Offenses.	
Con- vic- tions. — Con- dam- na- tions.	Sentence.			Con- vic- tions — Con- dam- na- tions.	Sentence.				
	Op- tion of a fine.	Com- mitted without option.	De- ferred &c.		Op- tion of a fine.	Com- mitted without option.	De- ferred &c.		
	Sur option	Empri- sonnés sans option.	Re- mise, etc.		Sur option	Empri- sonnés sans option.	Re- mise, etc.		
M.   F.				M.   F.					
8		6	2	15		13	2		Inf. à la loi des restrict. conc. les aubains.
2		2		3		3			Falsifications de substances alimentaires.
3		3		3		3			Voies de fait.
									Perturbation de la paix.
									Port d'armes illégal.
									Mépris de cours.
									Cruauté envers les animaux.
									Perturbation de réunions religieuses et autres
									Infractions aux lois de pêche et de chasse.
									" défendant le jeu.
									" d'immigration.
									Incorrigibilité.
1		1		1		1			Infractions aux lois d'inspection et ventes.
									Larcin.
									" de chiens, oiseaux, etc.
27	1	23	4	41	1	36	5	1	" bois, arbres, fruits, etc.
									1 Infractions aux lois des licences de boissons
									et de prohibition.
									Contravention aux lois concernant la vente
									de boissons aux Sauvages.
									Dommages malicieux à la propriété.
									Autres dommages à la propriété.
									Inf. aux lois conc. les maîtres et serveurs.
									Inf. aux lois concernant les méd. et les dent.
									" de la milice.
3	2	4		6	2	7		1	Divers délits.
				1		1			1 Contraventions aux lois municipales.
									Infractions aux lois des écoles.
									Pratiquant divers états sans licence.
9		9		17		17			Infractions aux lois sur l'hygiène publique.
									Délits ayant rapport aux chemins publics.
									Refusant de pourvoir aux besoins de la fa- mille et négligence des enfants.
									Inf. aux lois concern. l'opium et les drogues.
									Infractions aux lois concern. les pharmaciens.
									Profanation du dimanche.
									Infractions aux lois des chemins de fer.
									Délits contre le revenu de l'Etat.
7	1	5		7	1	5		3	Infractions aux lois maritimes.
									Menaces et langage injurieux.
1				1				1	Empiétement.
76		51	16	96		71	16	9	Vagabondage.
									Ivresse.
									Exposition indécente.
									Langage insultant, obscène, profane.
9		3		13		7		6	Fréquentant des maisons de désordre.
									Conduite déréglée.
									Infractions aux lois des poids et mesures.
									Aliénation mentale.
				1		1			Inf. aux arrêtés du Con seil, touchant l'Acte des Mesures de guerre.
146	4	107	23	205	4	165	24	20	Totaux.

TABLE V.—Summary convictions by police magistrates and other justices.

Offences	PROVINCE OF NOVA SCOTIA—Continued.							
	ANNAPOLIS.				ANTIGONISH.			
	Con- vic- tions. — Con- dam- na- tions.	Sentence.			Con- vic- tions. — Con- dam- na- tions.	Sentence.		
		Op- tion of a fine.	Com- mitted without option.	De- ferred &c.		Op- tion of a fine.	Com- mitted without option.	De- ferred &c.
		Sur option	Empri- sonnés sans option.	Re- mise, etc.		Sur option	Empri- sonnés sans option.	Re- mise, etc.
	M.	F.			M.	F.		
Alien Restrictions Act, offences against.....								
Adulteration of food .....								
Assaults.....					3		3	
Breach of peace .....								
Carrying fire-arms and unlawful weapons..								
Contempt of court .....								
Cruelty to animals .....								
Disturbing religious and like meetings.....								
Fishery and Game Acts, offences against...								
Gambling Acts .....								
Immigration Acts .....								
Incorrigibility.....								
Inspection and Sales Act, offences against..								
Larceny .....								
“ of dogs, birds, &c. ....								
“ of timber, trees, fruits, &c. ....								
Liquor License and Prohibition Acts, offences against.....					2		2	
Violation of Indian liquor law.....								
Malicious injury to property .....								
Other damage to property.....								
Master's and Servant's Acts, offences against								
Medical and Dentistry Acts, offences against								
Militia Acts .....								
Miscellaneous offences.....								
Municipal Acts and By-laws, breaches of...								
Breach of School Acts .....								
Exercising various callings without license								
Health By-laws, offences against.....								
Highways, offences relating to.....								
Non-support of family and neglect of child- ren.....								
Opium and Drug Act, offences against.....								
Pharmacy Acts, offences against .....								
Profanation of the Lord's Day .....								
Railway Acts, offences against .....								
Revenue Laws .....								
Seamen's Acts .....								
Threats and abusive language.....								
Trespass .....								
Vagrancy .....								
Drunkenness.....	2		2		6		5	1
Indecent exposure.....								
Insulting, obscene and profane language..	1	1	2					
Frequenting bawdy houses.....								
Loose, idle, disorderly .....								
Weights and Measures Acts, offences against								
Insanity .....								
Breach of Sundry orders in council under War Measures Act.....								
Totals.....	3	1	4		11		10	1



SESSIONAL PAPER No. 10d

TABLEAU v.—Condamnations sommaires par magistrats de police et autres juges de paix.

PROVINCE DE LA NOUVELLE-ECOSSE—Suite.									
CAPE BRETON.					COLCHESTER.				
Con- vic- tions. — Con- dam- na- tions.	Sentence.			M.   F.	Con- vic- tions. — Con- dam- na- tions.	Sentence.			Offenses.
	Op- tion of a fine. — Sur option	Com- mitted without option. — Empri- sonnés sans option.	De- ferred &c. — Re- mise, etc.			Op- tion of a fine. — Sur option	Com- mitted without option. — Empri- sonnés sans option.	De- ferred &c. — Re- mise, etc.	
14	11	2	1						Inf. à la loi des restrict. conc. les aubains.
57	3	55	5	3		1			Falsification de substances alimentaires.
43	2	41	3	11	1	8	4		Voies de fait.
5		3	2						Perturbation de la paix.
3		3							Port d'armes illégal.
2			2	2		2			Mépris de cour.
									Cruauté envers les animaux.
									Perturbation de réunions religieuses et autre.
2	2	3	1						Infractions aux lois de pêche et de chasse.
									“ défendant le jeu.
									“ d'immigration.
									Incorrigibilité.
									Infractions aux lois d'inspection et de ventes.
									Larcin.
									“ de chiens, oiseaux, etc.
									“ bois, arbres, fruits, etc.
118	14	110	22	14	3	8	9		Infractions aux lois des licences de boissons
3	1	3	1						et de prohibition.
34	1	29	2	4					Contravention aux lois concernant la vente
18		18							de boissons aux Sauvages.
									Dommages malicieux à la propriété.
									Autres dommages à la propriété.
									Inf. aux lois conc. les maîtres et serveurs.
									Inf. aux lois concernant la méd. et les dent.
2			2						“ de la milice.
									Divers petits délits.
100	6	78	28	18	1	18		1	Contraventions aux lois municipales.
70	4	39	32						Infractions aux lois des écoles.
6		6							Pratiquant divers états sans licence.
1		1							Infractions aux lois sur l'hygiène publique.
89	1	83	7	42	3	41	3	1	Délits ayant rapport aux chemins publics.
1	1	2							Refusant de pourvoir aux besoins de la fa-
									mille et négligence des enfants.
2		2							Inf. aux lois concern. l'opium et les drogues.
									Infract. aux lois concern. les pharmaciens.
									Profanation du dimanche.
									Infractions aux lois des chemins de fer.
4		1	3						Délits contre le revenu de l'Etat.
4		3	1						Infractions aux lois maritimes.
									Menaces et langage injurieux.
								2	1 Empiètement.
39	15	8	12	34	3			3	Vagabondage.
1079	22	1,062	2	37	109	4	81	22	10 Ivresse.
5		4	1						Exposition indécente.
28	4	28	1	3	1		1		Langage insultant, obscène, profane.
									Fréquentant des maisons de désordre.
21	2	15	8	1		1			Conduite déréglée.
									Infractions aux lois des poids et mesures.
2			2						Aliénation mentale.
13		2	11						Inf. aux arrêtés du Conseil touchant l'Acte
									des mesures de guerre.
1765	78	1,610	49	184	207	12	161	40	18 Totaux.

TABLE V.—Summary convictions by police magistrates and other justices.

Offences.	PROVINCE OF NOVA SCOTIA—Continued.							
	CUMBERLAND.				DIGBY.			
	Con- vic- tions. — Con- dam- na- tions.	Sentence.			Con- vic- tions. — Con- dam- na- tions.	Sentence.		
		Op- tion of a fine.	Com- mitted without option.	De- ferred &c.		Op- tion of a fine.	Com- mitted without option.	De- ferred &c.
		Sur option	Empri- sonnés sans option.	Re- mise, etc.		Sur option	Empri- sonnés sans option.	Re- mise, etc.
	M.	F.			M.	F.		
Alien Restrictions Act, offences against....								
Adulteration of food .....								
Assaults.....	18	7	4	21	2	2		
Breach of peace.....	13		13					
Carrying fire-arms and unlawful weapons...	4		2	2				
Contempt of court .....								
Cruelty to animals.....								
Disturbing religious and like meetings.....								
Fishery and Game Acts, offences against...								
Gambling Acts, offences against.....								
Immigration Act .....								
Incorrigibility.....								
Inspection and Sales Act, offences against...								
Larceny.....								
“ of dogs, birds, &c.....								
“ of timber, trees, fruits, &c.....								
Liquor License and Prohibition Acts, offen- ces against.	6		4	2	3	1	2	
Violation of Indian liquor law .....								
Malicious injury to property.....	23		3	20				
Other damage to property.....								
Master's and Servant's Acts, offences against.....								
Medical and Dentistry Acts, offences against.....								
Militia Acts .....	3			3				
Miscellaneous offences.....								
Municipal Acts and By-Laws, breaches of..	36		34	2	2	2		
Breach of School Acts.....								
Exercising various callings without license.								
Health By-laws, offences against.....								
Highways, offences relating to .....	12		8	4	2	2		
Non-support of family and neglect of child- ren.								
Opium and Drug Act, offences against.....								
Pharmacy Acts, offences against.....								
Profanation of the Lord's Day.....								
Railway Acts, offences against.....								
Revenue Laws .....								
Seamen's Acts .....								
Threats and abusive language.....	2	1	3					
Trespass .....	2		2					
Vagrancy.....	2	1		3	1			1
Drunkenness .....	18	1	12	7				
Indecent exposure.....								
Insulting, obscene and profane language..	4		1	3				
Frequenting bawdy houses.....								
Loose, idle, disorderly.....	1		1					
Weights and Measures Acts, offences against.....								
Insanity .....								
Breach of Sundry orders in council under War Measures Act.								
Totals.....	144	10	87	67	10	7	3	



TABLE V.—Summary convictions by police magistrates and other justices.

Offences.	PROVINCE OF NOVA SCOTIA—Continued									
	HANTS.					KING'S.				
	Con- vic- tions. — Con- dam- na- tions.	Sentence.			Con- vic- tions. — Con- dam- na- tions.	Sentence.			De- ferred &c. — Re- mise, etc.	De- ferred &c. — Re- mise, etc.
		Op- tion of a fine.	Com- mitted without option.	De- ferred &c.		Op- tion of a fine.	Com- mitted without option.	De- ferred &c.		
		Sur- option	Em- pri- sonnés sans option	Re- mise, etc.		Sur- option	Em- pri- sonnés sans option.	Re- mise, etc.		
	M.	F.			M.	F.				
Alien Restrictions Act, offences against.										
Adulteration of food.										
Assaults	5	1	6		3	1	3			1
Breach of peace					4		4			
Carrying fire-arms and unlawful weapons.										
Contempt of court										
Cruelty to animals										
Disturbing religious and like meetings.										
Fishery and Game Acts, offences against.										
Gambling Acts										
Immigration Act										
Incorrigibility										
Inspection and Sales Act, offences against.										
Larceny										
“ of dogs, birds, &c.										
“ of timber, trees, fruits, &c.										
Liquor License and Prohibition Acts, offences against.	2		2		1		1			
Violation of Indian liquor law										
Malicious injury to property.										
Other damage to property										
Master's and Servant's Acts, offences against										
Medical and Dentistry Acts, offences against										
Militia Acts										
Miscellaneous, minor offences	1		1							
Municipal Acts and By-laws, breaches of.					7		7			
Breach of School Acts.										
Exercising various callings without license										
Health By-laws, offences against.	1		1							
Highways, offences relating to.					26		26			
Non-support of family and neglect of children.										
Opium and Drug Acts, offences against.										
Pharmacy Acts, offences against										
Profanation of the Lord's Day.										
Railway Acts, offences against.										
Revenue Laws										
Seamen's Acts										
Threats and abusive language.										
Trespass										
Vagrancy		1			1					
Drunkenness.	6		4	2	11		10	1		
Indecent exposure.										
Insulting, obscene and profane language.	1		1							
Frequenting bawdy houses.										
Loose, idle, disorderly.	1			1						
Weights and Measures Acts, offences against.										
Insanity										
Breach of sundry Orders in Council under War Measures Act.										
Totals.	17	2	15	3	52	1	51	1		1



## SESSIONAL PAPER No. 10d

TABLEAU V.—Condamnations sommaires par magistrats de police et autres juges de paix.

PROVINCE DE LA NOUVELLE-ÉCOSSE.—Suite

LUNENBURG.				PICTOU.				Offenses.
Con- vic- tions. — Con- dam- na- tions.	Sentence.			Con- vic- tions. — Con- dam- na- tions.	Sentence.			
	Op- tion of a fine.	Com- mitted without option.	De- ferred &c.		Op- tion of a fine.	Com- mitted without option.	De- ferred &c.	
	Sur option	Empri- sonnés sans option.	Re- mise, etc.		Sur option	Empri- sonnés sans option.	Re- mise, etc.	
M.	F.			M.	F.			
3		3		20	2	21	1	Inf. à la loi des restrict. conc. les oubains.
2		2		36		36		Falsification de substances alimentaires.
1		1						Voies de fait.
								Perturbation de la paix.
								Port d'armes illégal.
								Mépris de cour.
								Cruauté envers les animaux.
4		1	2	6		6		Perturbation de réunions religieuses et autres.
								Infractions aux lois de chasse et de pêche.
								“ défendant le jeu.
								“ d'immigration.
								Incorrigibilité.
								Infractions aux lois d'inspection et ventes.
								Larcin.
1			1					“ de chiens, oiseaux, etc.
18	1	8		49	9	58		“ bois, arbres, fruits, etc.
								Infractions aux lois des licences de boissons
								et de prohibition.
								Contraventions aux lois concernant la vente
								de boissons aux Sauvages.
				4		4		Dommages malicieux à la propriété.
								Autres dommages à la propriété.
								Inf. aux lois conc. les maîtres et serviteurs.
								Inf. aux lois concernant les méd. et les dent.
				6		5	1	“ de la milice.
5		5		11		11		Divers délits.
								Contraventions aux lois municipales.
								Infractions aux lois des écoles.
								Pratiquant divers états sans licence.
								Infractions aux lois sur l'hygiène publique.
6		6		13		13		Délits ayant rapport aux chemins publics.
				3		1	1	Refusant de pourvoir aux besoins de la fa-
								mille et négligence des enfants
								Inf. aux lois concern. l'opium et les drogues.
								Infractions aux lois concern. les pharmaciens.
								Profanation du dimanche.
				2		2		Infractions aux lois des chemins de fer.
								Délits contre le revenu de l'Etat.
								Infractions aux lois maritimes.
1		1		1		1		Menaces et langage injurieux.
								Empiétement.
				7	4	1	8	Vagabondage.
				443	6	445		Ivresse.
				5	1	6		Exposition indécente.
				2		2		Langage insultant, obscène, profane.
				2		2		Fréquentant des maisons de désordre.
				1		1		Conduite déréglée.
								Infractions aux lois des poids et mesures.
								Aliénation mentale.
								Inf. aux arrêtés du Conseil touchant l'Acte
								des mesures de guerre.
40	2	27	3	611	22	615	11	7 Totaux.

9 GEORGE V, A. 1919

TABLE V.—Summary convictions by police magistrates and other justices.

Offences.	PROVINCE OF NOVA SCOTIA— <i>Concluded.</i>							
	QUEEN'S.				RICHMOND.			
	Con- vic- tions. — Con- dam- na- tions.	Sentence.			Con- vic- tions. — Con- dam- na- tions.	Sentence.		
		Op- tion of a fine.	Com- mitted without option.	De- ferred &c.		Op- tion of a fine.	Com- mitted without option.	De- ferred &c.
		Sur option	Empri- sonnés sans option.	Re- mise, etc.		Sur option	Empri- sonnés sans option.	Re- mise, etc.
	M.	F.			M.	F.		
Alien Restrictions Act, offences against.....								
Adulteration of food .....	6	1	7		3	1		2
Assaults.....	11		11					
Breach of peace.....								
Carrying fire-arms and unlawful weapons.....								
Contempt of court .....								
Cruelty to animals.....								
Disturbing religious and like meetings.....								
Fishery and Game Acts, offences against.....	11		11					
Gambling Acts .....								
Immigration Acts .....								
Incorrigibility.....								
Inspection and Sales Act, offences against.....								
Larceny.....								
" of dogs, birds, &c. ....								
" of timber, trees, fruits, &c. ....								
Liquor License and Prohibition Acts, offences against.....					1		1	
Violation of Indian liquor law .....								
Malicious injury to property.....								
Other damage to property.....								
Master's and Servant's Act, offences against.....								
Medical and Dentistry Acts, offences against.....								
Militia Acts .....								
Miscellaneous minor offences. ....								
Municipal Acts and By-laws, breaches of...								
Breach of School Acts.....								
Exercising various callings without license								
Health By-laws, offences against.....								
Highways, offences relating to.....								
Non-support of family and neglect of child- ren.....					2			2
Opium and Drug Act, offences against.....								
Pharmacy Acts, offences against.....								
Profanation of the Lord's Day.....								
Railway Acts, offences against.....								
Revenue Laws .....								
Seamen's Acts .....								
Threats and abusive language.....								
Trespass.....								
Vagrancy.....	1		1		1			1
Drunkenness .....	11		11					
Indecent exposure .....								
Insulting, obscene and profane language..								
Frequenting bawdy houses .....								
Loose, idle, disorderly. ....								
Weights and Measures Acts, offences against								
Insanity .....	1			1				
Breach of sundry Orders in Council under War Measures Act.....								
Totals.....	39	3	41	1	4	3	2	4

SESSIONAL PAPER No. 10d

TABLEAU V.—Condamnations sommaires par magistrats de police et autres juges de paix.

PROVINCE DE LA NOUVELLE-ECOSSE—Fin.										
SHELBURNE.					YARMOUTH.					
Con- vic- tions. — Con- dam- na- tions.		Sentence.			Con- vic- tions. — Con- dam- na- tions.		Sentence.			Offenses.
		Op- tion of a fine. — Sur option	Com- mitted without option. — Empri- sonnés sans option.	De- ferred &c. — Re- mise, etc.			Op- tion of a fine. — Sur option	Com- mitted without option — Empri- sonnés sans option.	De- ferred &c. — Re- mise, etc.	
M.	F.				M.	F.				
										Inf. à la loi des restrict. conc. les aubains.
										Falsification de substances alimentaires.
										Voies de fait.
					12		12			Perturbation de la paix.
					1			1		Port d'armes illégal.
										Mépris de cour.
					1		1			Cruauté envers les animaux.
										Perturbation de rénnions religieuses et autres
										Infractions aux lois de pêche et de chasse.
										" défendant le jeu.
										" d'immigration.
										Incorrigibilité.
										Infractions aux lois d'inspection et ventes.
										Larcin.
										" de chiens, oiseaux, etc.
										" bois, arbres, fruits, etc.
					6		5		1	Infractions aux lois de licences de boissons et de prohibition.
										Contravention aux lois concernant la vente de boissons aux Sauvages.
										Domages malicieux à la propriété.
										autres dommages à la propriété.
										Inf. aux lois conc les maîtres et serveurs.
										Inf. aux lois concernant les méd. et les dent
										" de la milice.
					3		3			Divers petits délits.
					4		4			Contraventions aux lois municipales.
										Infractions aux lois des écoles.
										Pratiquant divers états sans licence.
										Infractions aux lois sur l'hygiène publique.
					13		13			Délits ayant rapport aux chemins publics.
										Refusant de pourvoir aux besoins de la fa- mille et négligence des enfants.
										Inf. aux lois concern. l'opium et les drogues.
										Infractions aux lois concern. les pharmaciens.
										Profanation du dimanche.
										Infractions aux lois des chemins de fer.
										Délits contre le revenu de l'Etat.
										Infractions aux lois maritimes.
					1		1			Menaces et langage injurieux.
										Empiètement.
3		3			2	2	2		2	Vagabondage.
					15		15			Ivresse.
										Exposition indécente.
					3		3			Langage insultant, obscène, profane.
										Fréquentant des maisons de désordre.
					1		1			Conduite déréglée.
										Infractions aux lois des poids et mesures.
										Aliénation mentale.
										Inf. aux arrêtés du Conseil touchant l'Acte des mesures de guerre.
3		3			62	2	60	1	3	Totaux.

TABLE V.—Summary convictions by police magistrates and other justices.

Offences.	PROVINCE OF NEW BRUNSWICK.											
	CARLETON.						CHARLOTTE.					
	Convictions.			Sentence.			Convictions.			Sentence.		
	—	—	—	—	—	—	—	—	—	—	—	—
	Con- dam- na- tions.	Op- tion Sur option	Com- mitted without option — Empri- sonnés. sans option.	De- ferred &c. — Re- mise, etc.	De- ferred &c. — Re- mise, etc.	De- ferred &c. — Re- mise, etc.	Con- dam- na- tions.	Op- tion Sur option	Com- mitted without option. — Empri- sonnés sans option.	De- ferred &c. — Re- mise, etc.	De- ferred &c. — Re- mise, etc.	De- ferred &c. — Re- mise, etc.
	M.	F.					M.	F.				
Alien Restrictions Act, offences against. . .												
Adulteration of food. . . . .	2	1	1	1	1	5		5				
Assaults. . . . .	1	3	3		1	4						4
Breach of peace. . . . .												
Carrying fire-arms and unlawful weapons. . .												
Contempt of court. . . . .												
Cruelty to animals. . . . .												
Disturbing religious and like meetings. . . .												
Fishery and Game Acts, offences against. . .	5		5			1		1				
Gambling Acts. . . . .												
Immigration Acts. . . . .												
Incorrigibility. . . . .												
Inspection and Sales Act, offences against. . .												
Larceny. . . . .												
“ of dogs, birds, &c. . . . .												
“ of timber, trees, fruits, &c. . . . .												
Liquor License and Prohibition Acts, offences against. . .	6		5	1		25		24	1			
Violation of Indian liquor law. . . . .												
Malicious injury to property. . . . .												
Other damage to property. . . . .												
Master's and Servant's Acts, offences against. . .												
Medical and Dentistry Acts, offences against. . .												
Militia Acts. . . . .												
Miscellaneous offences. . . . .												
Municipal Acts and By-laws, breaches of. . .						2		2				
Breach of School Acts. . . . .												
Exercising various callings without license. . .												
Health By-laws, offences against. . . . .												
Highways, offences relating to. . . . .						6		4			2	
Non-support of family and neglect of children. . .												
Opium and Drug Act, offences against. . . . .												
Pharmacy Acts, offences against. . . . .												
Profanation of the Lord's Day. . . . .												
Railway Acts, offences against. . . . .												
Revenue Laws. . . . .						2		2				
Seamen's Acts. . . . .												
Threats and abusive language. . . . .												
Trespass. . . . .												
Vagrancy. . . . .												
Drunkenness. . . . .	30	1	23	8		3		3				
Indecent exposure. . . . .												
Insulting, obscene and profane language. . .												
Frequenting bawdy houses. . . . .												
Loose, idle, disorderly. . . . .												
Weights and Measures Acts, offences against. . .												
Insanity. . . . .												
Breach of Sundry Orders in Council under War Measures Act. . .	1		1									
Totals. . . . .	45	5	38	10	2	48		41	1		6	



## SESSIONAL PAPER No. 10d

TABLEAU V.—Condamnations sommaires par magistrats de police et autres juges de paix.

PROVINCE DU NOUVEAU-BRUNSWICK.									
KENT.				KING'S.				Offenses.	
Con- vic- tions. — Con- dam- na- tions.	Sentence.			Con- vic- tions. — Con- dam- na- tions.	Sentence.				
	Op- tion of a fine.	Com- mitted without option.	De- ferred &c.		Op- tion of a fine.	Com- mitted without option.	De- ferred &c.		
Sur option	Empri- sonnés sans option.	Re- mise, etc.	Sur option	Empri- sonnés sans option.	Re- mise, etc.				
M.   F.				M.   F.					
.....	.....	.....	.....	.....	.....	.....	.....	.....	Inf. à la loi des restrict. conc. les aubains.
.....	.....	.....	.....	.....	.....	.....	.....	.....	Falsification de substances alimentaires.
.....	.....	.....	.....	.....	.....	.....	.....	.....	Voies de fait.
.....	.....	.....	.....	.....	.....	.....	.....	.....	Perturbation de la paix.
.....	.....	.....	.....	.....	.....	.....	.....	.....	Port d'armes illégal.
.....	.....	.....	.....	.....	.....	.....	.....	.....	Mépris de cour.
.....	.....	.....	.....	.....	.....	.....	.....	.....	Cruauté envers les animaux.
.....	.....	.....	.....	.....	.....	.....	.....	.....	Perturbation de réunions religieuses et autres.
3	3	.....	.....	.....	.....	.....	.....	.....	Infractions aux lois de chasse et de pêche
.....	.....	.....	.....	.....	.....	.....	.....	.....	“ défendant le jeu.
.....	.....	.....	.....	.....	.....	.....	.....	.....	“ d'immigration.
.....	.....	.....	.....	.....	.....	.....	.....	.....	Incorrigible.
.....	.....	.....	.....	.....	.....	.....	.....	.....	Infractions aux lois d'inspection et ventes.
.....	.....	.....	.....	.....	.....	.....	.....	.....	Larcin.
.....	.....	.....	.....	.....	.....	.....	.....	.....	“ de chiens, oiseaux, etc.
.....	.....	.....	.....	5	4	1	.....	.....	“ bois, arbres, fruits, etc.
.....	.....	.....	.....	.....	.....	.....	.....	.....	Infractions aux lois des licences de boissons
.....	.....	.....	.....	.....	.....	.....	.....	.....	et de prohibition.
.....	.....	.....	.....	.....	.....	.....	.....	.....	Contravention aux lois concernant la vente
.....	.....	.....	.....	.....	.....	.....	.....	.....	de boissons aux Sauvages.
.....	.....	.....	.....	.....	.....	.....	.....	.....	Dommmages malicieux à la propriété.
.....	.....	.....	.....	.....	.....	.....	.....	.....	Autres dommages à la propriété.
.....	.....	.....	.....	.....	.....	.....	.....	.....	Inf. aux lois conc. les maîtres et serviteurs.
.....	.....	.....	.....	.....	.....	.....	.....	.....	Inf. aux lois concernant les méd. et les dent.
.....	.....	.....	.....	.....	.....	.....	.....	.....	“ de la milice.
.....	.....	.....	.....	.....	.....	.....	.....	.....	Divers délits.
.....	.....	.....	.....	.....	.....	.....	.....	.....	Contraventions aux lois municipales.
.....	.....	.....	.....	.....	.....	.....	.....	.....	Infractions aux lois des écoles.
.....	.....	.....	.....	.....	.....	.....	.....	.....	Pratiquant divers états sans licence.
.....	.....	.....	.....	.....	.....	.....	.....	.....	Infractions aux lois sur l'hygiène publique.
.....	.....	.....	.....	17	3	20	.....	.....	Délits ayant rapport aux chemins publics.
.....	.....	.....	.....	.....	.....	.....	.....	.....	Refusant de pourvoir aux besoins de la fa
.....	.....	.....	.....	.....	.....	.....	.....	.....	mille.
.....	.....	.....	.....	.....	.....	.....	.....	.....	Inf. aux lois concern. l'opium et les drogues.
.....	.....	.....	.....	.....	.....	.....	.....	.....	Infract. aux lois concern. les pharmaciens.
.....	.....	.....	.....	.....	.....	.....	.....	.....	Profanation du dimanche.
.....	.....	.....	.....	.....	.....	.....	.....	.....	Infractions aux lois des chemins de fer.
.....	.....	.....	.....	.....	.....	.....	.....	.....	Délits contre le revenu de l'Etat.
.....	.....	.....	.....	.....	.....	.....	.....	.....	Infractions aux lois maritimes.
.....	.....	.....	.....	.....	.....	.....	.....	.....	Menaces et langage injurieux.
.....	.....	.....	.....	.....	.....	.....	.....	.....	Empiètement.
.....	.....	.....	.....	.....	.....	.....	.....	.....	Vagabondage.
.....	.....	.....	.....	6	6	.....	.....	.....	Ivresse.
.....	.....	.....	.....	.....	.....	.....	.....	.....	Exposition indécente.
.....	.....	.....	.....	.....	.....	.....	.....	.....	Langage insultant, obscène, profane.
.....	.....	.....	.....	.....	.....	.....	.....	.....	Fréquentant des maisons de désordre.
.....	.....	.....	.....	1	1	2	.....	.....	Conduite déréglée.
.....	.....	.....	.....	.....	.....	.....	.....	.....	Infractions aux lois des poids et mesures.
.....	.....	.....	.....	.....	.....	.....	.....	.....	Aliénation mentale.
.....	.....	.....	.....	.....	.....	.....	.....	.....	Infractions aux arrêtés du Conseil touchant
.....	.....	.....	.....	.....	.....	.....	.....	.....	l'Acte des mesures de guerre.
3	3	.....	.....	29	4	32	1	.....	Totaux.

TABLE V.—Summary convictions by police magistrates and other justices.

Offences.	PROVINCE OF NEW BRUNSWICK—Continued.							
	MADAWASKA.				NORTHUMBERLAND.			
	Con- vic- tions — Con- dam- na- tions.	Sentence.			Con- vic- tions. — Con- dam- na- tions.	Sentence.		
		Op- tion of a fine.	Com- mitted without option.	De- ferred &c.		Op- tion of a fine.	Com- mitted without option.	De- ferred &c.
M.	F.			M.	F.			
Alien Registrations Act. off against.....								
Adulteration of Food.....								
Assaults.....	2	1	3		12	3	15	
Breach of peace.....								
Carrying fire-arms and unlawful weapons...					2		2	
Contempt of court.....								
Cruelty to animals.....								
Disturbing religious and like meetings.....								
Fishery and Game Acts, offences against...	3		3		7		7	
Gambling Acts.....								
Immigration Acts.....	3			3				
Incorrigibility.....								
Inspection and Sales Acts, offences against.								
Larceny.....								
" of dogs, birds, &c.....								
" of timber, trees, fruits, &c.....								
Liquor License and Prohibition Acts, offences against.	3		3		28	4	32	
Violation of Indian liquor law.....								
Malicious injury to property.....					1		1	
Other damage to property.....								
Master's and Servant's Acts, offences against								
Medical and Dentistry Acts, offences against								
Militia Act.....	1		1		1		1	
Miscellaneous minor offences.....					3		3	
Municipal Acts and By-laws, breaches of...					1	1	2	
Breach of School Acts.....								
Exercising various callings without license	1		1					
Health By-laws, offences against.....								
Highways, offences relating to.....	2		2					
Non-support of family and neglect of children.					1		1	
Opium and Drug Act, offences against.....								
Pharmacy Acts, offences against.....								
Profanation of the Lord's Day.....								
Railway Acts, offences against.....								
Revenue Laws.....					2		2	
Seamen's Acts.....								
Threats and abusive language.....								
Trespass.....								
Vagrancy.....					6	1	4	3
Drunkenness.....	6		6		24	4	28	
Indecent exposure.....								
Insulting, obscene and profane language..								
Frequenting bawdy houses.....								
Loose, idle, disorderly.....								
Weights and Measures Acts, offences against								
Insanity.....								
Breach of sundry orders in Council under War Measures Act.								
Totals.....	21	1	19	3	88	13	98	3

SESSIONAL PAPER No. 10d

TABLEAU V.—Condamnations sommaires par magistrats de police et autres juges de paix.

PROVINCE DU NOUVEAU-BRUNSWICK— <i>Suite</i>									
RESTIGOUCHE.				ST. JOHN. ST-JEAN.				Offenses.	
Con- vic- tions. — Con- dam- na- tions.	Sentence.			Con- vic- tions. — Con- dam- na- tions.	Sentence.				
	Op- tion of a fine.	Com- mitted without option.	De- ferred &c.		Op- tion of a fine.	Com- mitted without option.	De- ferred &c.		
	Sur option	Empri- sonnés sans option.	Re- mise, etc.		Sur option	Empri- sonnés sans option.	Re- mise, etc.		
M.	F.			M.	F.				
									Inf. à la loi des restrict. conc. les aubains.
1	1			22	2	24			Falsification de substances alimentaires.
1	1								Voies de fait.
1	1								Perturbation de la paix.
									Port d'armes illégal.
				1	1				Mépris de cour.
									Cruauté envers les animaux.
									Perturbation de réunions religieuses et autres.
				7	7				Infraction aux lois de pêche et de chasse.
									" défendant le jeu.
									" d'immigration.
									Incorrigibilité.
1	1								Infractions aux lois d'inspection et ventes.
									Larcin.
									" de chiens, oiseaux, etc.
									" bois, arbres, fruits, etc.
				100	100				Infractions aux lois des licences de boissons et de prohibition.
				1	1				Contravention aux lois concernant la vente de boissons aux Sauvages.
									Dommmages malicieux à la propriété.
									Autres dommages à la propriété.
									Inf. aux lois conc. les maîtres et serviteurs.
									Inf. aux lois concernant les méd. et les dent.
									" de la milice.
				28	28				Divers petits délits.
				1	1				Contraventions aux lois municipales.
									Infractions aux-lois des écoles.
									Pratiquant divers états sans licence.
									Infractions aux lois sur l'hygiène publique.
				2	2				Délits ayant rapport aux chemins publics
									Refusant de pourvoir aux besoins de la fa- mille et négligence des enfants
1	1								Inf. aux lois concern. l'opium et les drogues.
									Infract. aux lois concern. les pharmaciens.
									Profanation du dimanche.
									Infractions aux lois des chemins de fer.
									Délits contre le revenu de l'Etat.
				5	5				Infractions aux lois maritimes.
				6	6				Menaces et langage injurieux.
									Empiètement.
12	1	10		3	12	10	18	4	Vagabondage.
2	2			452	2	3	455		Ivresse.
					2		2		Exposition indécente.
				4	4		4		Langage insultant, obscène, protane.
									Fréquentant des maisons de désordre.
									Conduite déréglée.
									Infractions aux lois des poids et mesures.
									Aliénation mentale.
				6	6				Int. aux arrêtés du Conseil touchant l'Acte des mesures de guerre.
19	1	17		3	649	15	660	4	Totaux.

TABLE V.—Summary convictions by police magistrates and other justices.

Offences.	PROVINCE OF NEW BRUNSWICK— <i>Concluded.</i>							
	PROVINCE DU NOUVEAU-BRUNSWICK— <i>Fin.</i>							
	WESTMORLAND				YORK.			
	Sentence.				Sentence.			
	Con- vic- tions. — Con- dam- na- tions.	Op- tion of a fine. — Sur option	Com- mitted without option. — Empri- sonnés sans option.	De- ferred &c. — Re- mise, etc.	Con- vic- tions. — Con- dam- na- tions.	Op- tion of a fine. — Sur option	Com- mitted without option. — Empri- sonnés sans option.	De- ferred &c. — Re- mise, etc.
	M.	F.			M.	F.		
Alien Restrictions Act, offences against....	1		1		1	1		
Adulteration of food.....								
Assaults.....	17		15	2	10	4	7	5
Breach of peace.....	5		3	2	5		4	1
Carrying fire-arms and unlawful weapons...	2		2		1	1		
Contempt of court.....								
Cruelty to animals.....	2		2					
Disturbing religious and like meetings.....								
Fishery and Game Acts, offences against...	10		10		16	5	2	9
Gambling Acts, offences against.....	3		3					
Immigration Act.....								
Incorrigibility.....								
Inspection and Sales Act, offences against...								
Larceny.....								
“ of dogs, birds, &c.....								
“ of timber, trees, fruits, &c.....								
Liquor License and Prohibition Acts, offences against.	51	4	53	2	34	23	7	4
Violation of Indian liquor law.....	23	5	28					
Malicious injury to property.....	3		3					
Other damage to property.....								
Master's and Servant's Acts, offences against								
Medical and Dentistry Acts, offences against								
Militia Acts.....	1		1		4			4
Miscellaneous offences.....	20		20					
Municipal Acts and By-laws, breaches of...	84	8	85	7	2	2		
Breach of School Acts.....					23	19		4
Exercising various callings without license.								
Health By-laws, offences against.....								
Highways, offences relating to.....	5		9		39	2	19	3
Non-support of family and neglect of child- ren.	2		2		2			2
Opium and Drug Acts, offences against.....								
Pharmacy Acts, offences against.....								
Profanation of the Lord's Day.....	4	1	5					
Railway Acts, offences against.....								
Revenue Laws.....	9	1	10					
Seamen's Acts.....								
Threats and abusive language.....	2		2					
Trespass.....	15		15					
Vagrancy.....	21	3	17	7				
Drunkenness.....	129	3	129	3	41	29	9	3
Indecent exposure.....	5	1	6					
Insulting, obscene and profane language..	4		3	1	7	1	6	2
Frequenting bawdy houses.....								
Loose, idle, disorderly.....	9	4	2	9	2	4	2	2
Weights and Measures Acts, offences against.								
Insanity.....					1			1
Breach of Sundries, Orders in Council under War Measures Act.	10		6	4				
Totals.....	441	30	431	38	2 187	12	118	25



## SESSIONAL PAPER No. 10d

TABLEAU V.—Condammations sommaires par magistrats de police et autres juges de paix.

PROVINCE OF QUEBEC. PROVINCE DE QUÉBEC.									
ARTHABASKA.				BEAUCE.					
Con- vic- tions. — Con- dam- na- tions.		Sentence.		Con- vic- tions. — Con- dam- na- tions.		Sentence.		Offences.	
		Op- tion of a fine.	Com- mitted without option.			De- ferred &c.	Op- tion of a fine.		Com- mitted without option.
M.   F.		Sur option	Empri- sonnés sans option.	Re- mise, etc.	Sur option	Empri- sonnés sans option.	Re- mise, etc.		
4		4			1	1			Inf. à la loi des restrict. conc. les aubains.
1		1			2	2			Falsification de substances alimentaires.
3		3						Voies de fait.	
1		1						Perturbation de la paix.	
								Port d'armes illégal.	
								Mépris de cour.	
								Cruauté envers les animaux	
9		9						Perturbation de réunions religieuses et autres.	
								Infractions aux lois de chasse et de pêcheries	
								“ défendant le jeu.	
								“ d'immigration.	
								Incorrigibilité.	
								Infractions aux lois d'inspection et ventes.	
								Larcin.	
								“ de chiens, oiseaux, etc.	
24		24			25	1	26	“ bois, arbres, fruits, etc.	
								Infractions aux lois des licences de boisson	
								et de prohibition.	
								Contraventions aux lois concernant la vente	
								de boissons aux Sauvages.	
								Dommages malicieux à la propriété.	
								Autres dommages à la propriété.	
								Inf. aux lois conc. les maîtres et serviteurs.	
								Inf. aux lois concernant les méd. et les dent.	
								“ de la milice.	
					1	1	2	Divers délits.	
								Contraventions aux lois municipales.	
2		2			3	3		Infractions aux lois des écoles.	
								Pratiquant divers états sans licence.	
					2	2		Infractions aux lois sur l'hygiène publique.	
								Délits ayant rapport aux chemins publics.	
								Refusant de pourvoir aux beso de la fa-	
								mille et négligence des enfants.	
								Inf. aux lois concern. l'opium et les drogues.	
7		7						Infract. aux lois concern. les pharmaciens.	
								Profanation du dimanche.	
								Infractions aux lois des chemins de fer.	
								Délits contre le revenu de l'Etat.	
1				1				Infractions aux lois maritimes.	
								Menaces et langage injurieux.	
1				1				Empiètement.	
								Vagabondage.	
								Ivresse.	
								Exposition indécente.	
1		1						Langage insultant, obscène, profane.	
								Fréquentant des maisons de désordre	
								Conduite déréglée.	
								Infraction aux lois des poids et mesures.	
								Aliénation mentale.	
								Infractions aux arrêtés du Conseil touchant	
								l'Acte des mesures de guerre.	
54		52		2	34	2	36	Totaux.	

TABLE V.—Summary convictions by police magistrates and other justices.

Offences.	PROVINCE OF QUEBEC.—Continued.							
	BEAUHARNOIS.				BEDFORD.			
	Con- vic- tions. — Con- dam- na- tions.	Sentence.			Con- vic- tions. — Con- dam- na- tions.	Sentence.		
		Op- tion of a fine.	Com- mitted without option.	De- ferred &c.		Op- tion of a fine.	Com- mitted without option.	De- ferred &c.
		Sur- option	Empri- sonnés sans option.	Re- mise, etc.		Sur- option	Empri- sonnés sans option.	Re- mise, etc.
	M.	F.			M.	F.		
Alien Restrictions Act, offences against.....	2		2					
Adulteration of food .....					11		11	
Assaults .....					1		1	
Breach of peace.....					1		1	
Carrying fire-arms and unlawful weapons...					1		1	
Contempt of court .....								
Cruelty to animals .....					1		1	
Disturbing religious and like meetings.....								
Fishery and Game Acts, offences against.....								
Gambling Acts, offences against.....	6		6		5		5	
Immigration Act .....								
Incorrigibility.....								
Inspection and Sales Act, offences against.....								
Larceny.....								
“ of dogs, birds, &c. ....								
“ of timber, trees, fruits, &c. ....								
Liquor License and Prohibition Acts, offences against.....	12		12		10		10	
Violation of Indian liquor law.....								
Malicious injury to property.....								
Other damage to property.....								
Master's and Servant's Acts, offences against.....					1			1
Medical and Dentistry Acts, offences against.....								
Militia Acts .....	1			1				
Miscellaneous offences.....					2		2	
Municipal Acts and By-laws, breaches of...	2		2		5		6	
Breach of School Acts.....								
Exercising various callings without license	2		2		1		1	
Health By-laws, offences against.....								
Highways, offences relating to.....	11		11		6		6	
Non-support of family and neglect of child- ren.....	4		4					
Opium and Drug Acts, offences against .....								
Pharmacy Acts, offences against.....								
Profanation of the Lord's Day.....								
Railway Acts, offences against.....								
Revenue Laws .....								
Seamen's Acts .....								
Threats and abusive language.....					2		2	
Trespass .....								
Vagrancy.....	24		25	2	5		1	2
Drunkenness.....	17		17					
Indecent exposure.....					3		1	2
Insulting, obscene and profane language..								
Frequenting bawdy houses.....								
Loose, idle, disorderly.....								
Weights and Measures Acts, offences against.....								
Insanity .....								
Breach of sundry Orders in Council under War Measures Act.....	3		3					
Totals.....	84		81	3	54		47	4

## SESSIONAL PAPER No. 10d

TABLEAU V.—Condamnations sommaires par magistrats de police et autres juges du paix.

PROVINCE DE QUÉBEC.—Suite.										
CHICOUTIMI.					GASPÉ.					
		Sentence.					Sentence.			Offenses.
Con- vic- tions.	—	Op- tion of a fine.	Com- mitted without option.	De- ferred &c.	Con- vic- tions.	—	Op- tion of a fine.	Com- mitted without option.	De- ferred &c.	
Con- dam- na- tions.	—	Sur- option	Empri- sonnés sans option.	Re- mise, etc.	Con- dam- na- tions.	—	Sur- option	Empri- sonnés sans option.	Re- mise, etc.	
M.   F.					M.   F.					
2		2			4		4			
1		1								
11		11								
10		8	2		1		1			
16		15		1						
9		9								

TABLE V.—Summary convictions by police magistrates and other justices.

PROVINCE OF QUEBEC—Continued.										
Offences.	IBERVILLE.					JOLIETTE.				
	Con- vic- tions. — Con- dam- na- tions	Sentence.			Con- vic- tions, — Con- dam- na- tions.	Sentence.				
		Op- tion of a fine. — Sur option	Com- mitted without option. — Empri- sonnés sans option.	De- ferred &c. — Re- mise, etc.		Op- tion of a fine. — Sur option	Com- mitted without option. — Empri- sonnés sans option.	De- ferred &c. — Re- mise, etc.		
M.	F.				M.	F.				
Alien Restrictions Act, offences against										
Adulteration of food										
Assaults	6		5		1	2		2		
Breach of peace										
Carrying fire-arms and unlawful weapons										
Contempt of court										
Cruelty to animals	2		2							
Disturbing religious and like meetings										
Fishery and Game Acts, offences against										
Gambling Acts, offences against										
Immigration Acts	5		4	1						
Incorrigibility										
Inspection and Sales Acts, offences against										
Larceny										
“ of dogs, birds, &c.										
“ of timber, trees, fruits, &c.										
Liquor License and Prohibition Acts, offences against						2		2		
Violation of Indian liquor law										
Malicious injury to property	2		2							
Other damage to property										
Master's and Servant's Acts, offences against	1			1						
Medical and Dentistry Acts, offences against										
Militia Acts	3			1	2					
Miscellaneous offences										
Municipal Acts and By-laws, breaches of	3		3							
Breach of School Acts										
Exercising various callings without license										
Health By-laws, offences against										
Highways, offences relating to	2	1	2	1		2		2		
Non-support of family and neglect of children.	2		1	1		1				1
Opium and Drug Act, offences against										
Pharmacy Acts, offences against										
Profanation of the Lord's Day										
Railway Acts, offences against										
Revenue Laws										
Seamen's Acts										
Threats and abusive language										
Trespass	1		1							
Vagrancy	9	2	3	4						
Drunkenness	2			1	1	17		17		
Indecent exposure										
Insulting, obscene and profane language										
Frequenting bawdy houses										
Loose, idle, disorderly										
Weights and Measures Acts, offences against										
Insanity										
Breach of Sundry orders in council under War Measures Act.						2		2		
Totals.	38	3	23	9	9	30		29		1



## SESSIONAL PAPER No. 10d

TABLEAU V.—Condamnations sommaires par magistrats de police et autres juges de paix.

PROVINCE DE QUÉBEC—Suite.									
KAMOURASKA.					MONTCALM.				
Con- vic- tions. — Con- dam- na-tions.	Sentence.			Con- vic- tions. — Con- dam- na-tions.	Sentence.			Offenses.	
	Op- tion of a fine.	Com- mitted without option.	De- ferred &c.		Op- tion of a fine.	Com- mitted without option.	De- ferred &c.		
	Sur- option	Empri- sonnés sans option.	Re- mise, etc.		Sur- option	Empri- sonnés sans option.	Re- mise, etc.		
M.	F.			M.	F.				
								Inf. à la loi des restrict. conc. les aubains.	
5	5			1	1			Falsification de substances alimentaires.	
2	2							Voies de fait.	
								Perturbation de la paix.	
								Port d'armes illégal.	
								Mépris de cour.	
								Cruauté envers les animaux.	
				4	4			Perturbation de réunions religieuses et autres.	
								Infractions aux lois de chasse et de pêche.	
								“ défendant le jeu.	
								“ d'immigration.	
								Incorrigibilité.	
								Infractions aux lois d'inspection et ventes.	
								Larcin.	
								“ de chiens, oiseaux, etc.	
								“ bois, arbres, fruits, etc.	
19	19			2	2		1	Infractions aux lois des licences de boissons et de prohibition.	
								Contravention aux lois concernant la vente de boissons aux Sauvages.	
				2	2			Dommages malicieux à la propriété.	
								Autres dommages à la propriété.	
								Inf. aux lois conc. les maîtres et serviteurs.	
				2	2			Inf. aux lois concernant les méd. et les dent.	
								“ de la milice.	
4	4							Divers délits.	
								Contraventions aux lois municipales.	
1	1							Infractions aux lois des écoles.	
								Pratiquant divers états sans licence.	
16	16							Inf. aux lois sur l'hygiène publique.	
				1			1	Délits ayant rapport aux chemins publics.	
								Refusant de pourvoir aux besoins de la famille et négligence des enfants.	
								Inf. aux lois concern. l'opium et les drogues.	
								Infractions aux lois concern. les pharmaciens.	
								Profanation du dimanche.	
								Infractions aux lois des chemins de fer.	
								Délits contre le revenu de l'Etat.	
								Infractions aux lois maritimes.	
								Menaces et langage injurieux.	
								Empiètement.	
				1	1			Vagabondage.	
								Ivresse.	
								Exposition indécente.	
								Langage insultant, obscène, profane.	
								Fréquentant des maisons de désordre.	
								Conduite déréglée.	
								Infractions aux lois des poids et mesures.	
								Aliénation mentale.	
								Infractions aux arrêtes du Conseil, touchant l'acte des mesures de guerre.	
47	47			12	12		2	Totaux.	

TABLE V.—Summary convictions by police magistrates and other justices.

	PROVINCE OF QUEBEC—Continued.									
	MONTMAGNY.					MONTREAL.				
Offences.	Con- vic- tions. — Con- dam- na- tions.	Sentence.			Con- vic- tions. — Con- dam- na- tions.	Con- vic- tions. — Con- dam- na- tions.	Sentence.			Con- vic- tions. — Con- dam- na- tions.
		Op- tion of a fine.	Com- mitted without option.	De- ferred &c.			Op- tion of a fine.	Com- mitted without option.	De- ferred &c.	
		Sur option	Em- pri- sonnés sans option.	Re- mise, etc.			Sur option	Em- pri- sonnés sans option.	Re- mise, etc.	
	M.	F.				M.	F.			
Alien Restrictions Act, offences against						80	2	81		1
Adulteration of food						643	81	584	25	115
Assaults	2		2			419	49	408		60
Breach of peace	2			2		108	1	90	2	17
Carrying fire-arms and unlawful weapons.						1				1
Contempt of court						61		58		3
Cruelty to animals						20	3	15		8
Disturbing religious and like meetings						31		31		
Fishery and Game Acts, offences against	3		3			411	1	399		13
Gambling Acts, offences against						6			6	
Immigration Act						144	59		34	169
Incorrigibility										
Inspection and Sales Act, offences against										
Larceny										
“ of dogs, birds, &c.						24		19		5
“ of timber, trees, fruits, &c										
Liquor License and Prohibition Acts, offences against.	11		11			320	508	828		
Violation of Indian liquor law										
Malicious injury to property						1	1	1	1	
Other damage to property						177	21	185	7	6
Master's and Servant's Acts, offences against.						21	1	15	5	2
Medical and Dentistry Acts						5		5		
Militia Acts						10		4	3	3
Miscellaneous offences						83	4	74		13
Municipal Acts and By-Laws, breaches of..	2		2			1750	76	1,502		324
Preach of School Acts										
Exercising various callings without license.						417	19	383	1	52
Health By-laws, offences against						1204	90	1,183		111
Highways, offences relating to.						3005	31	2,953		83
Non-support of family and neglect of child- ren.						101	64		23	142
Opium and Drug Acts, offences against.						197	9	193	8	5
Pharmacy Acts, offences against						1		1		
Profanation of the Lord's Day						10		8		2
Railway Acts, offences against						21		14		7
Revenue Laws						78	1	77	1	1
Seamen's Acts						24		3	19	2
Threats and abusive language						90	5	64	3	28
Trespass						211		173	2	36
Vagrancy						952	354	670	125	511
Drunkenness						4114	366	3,334		1,146
Indecent exposure						122	38	129	11	20
Insulting, obscene and profane language.										
Frequenting bawdy houses						1525	1,835	2,990		367
Loose, idle, disorderly						47	10	53		4
Weights and Measures Acts, offences against						43		40		3
Insanity						35	12			47
Breach of Sundry, orders in council under War Measures Act.						79		61	6	12
Totals	20		18	2		16,591	3,641	16,631	282	3,319

## SESSIONAL PAPER No. 10d

TABLEAU V.—Condamnations sommaires par magistrats de police et autres juges de paix.

PROVINCE DE QUÉBEC—Suite.											
OTTAWA.					PONTIAC.						
Con- vic- tions. — Con- dam- na- tions.		Sentence.			Con- vic- tions. — Con- dam- na- tions.		Sentence.			Offenses.	
		Op- tion of a fine.	Com- mitted without option.	De- ferred &c.			Op- tion of a fine.	Com- mitted without option.	De- ferred &c.		
M.	F.	Sur option	Empri- sonnés sans option.	Re- mise, etc.	M.	F.	Sur option	Empri- sonnés sans option.	Re- mise, etc.		
9	1	10									Inf. à la loi des restrict. conc. les aubains.
34	5	38		1							Falsification de substances alimentaires.
										Voies de fait.	
										Perturbation de la paix.	
										Port d'armes illégal.	
										Mépris de cour.	
										Cruauté envers les animaux.	
										Perturbation de réunions religieuses et autres.	
										Infractions aux lois de pêche et de chasse.	
										“ défendant le jeu.	
										“ d'immigration.	
										Incorrigibilité.	
										Infractions aux lois d'inspection et ventes.	
										Larcin.	
										“ de chiens, oiseaux, etc.	
										“ bois, arbres, fruits, etc.	
										Infractions aux lois des licences de boissons	
										et de prohibition.	
9	1	10								Contravention aux lois concernant la vente	
										de boissons aux Sauvages.	
										Dommages malicieux à la propriété.	
										Autres dommages à la propriété.	
										Inf. aux lois conc. les maîtres et serviteurs.	
1				1	3				3	Inf. aux lois concernant les méd. et les dent.	
10		10								“ de la milice.	
22	3	25								Divers délits.	
										Contraventions aux lois municipales.	
										Infractions aux lois des écoles.	
										Pratiquant divers états sans licence.	
										Infractions aux lois sur l'hygiène publique.	
										Délits ayant rapport aux chemins publics.	
1		1								Refusant de pourvoir aux besoins de la fa-	
										mille et négligence des enfants.	
										Inf. aux lois concern. l'opium et les drogues.	
										Infract. aux lois concern. les pharmaciens.	
										Profanation du dimanche.	
										Infractions aux lois des chemins de fer.	
										Délits contre le revenu de l'Etat.	
										Infractions aux lois maritimes.	
6		5		1						Menaces et langage injurieux.	
3		3								Empiètement.	
17	4	17		4						Vagabondage.	
869	21	751		139						Ivresse.	
2		2								Exposition indécente.	
1		1								Langage insultant, obscène, profane.	
17	4	21								Fréquentant des maisons de désordre.	
22	6	28								Conduite déréglée.	
										Infractions aux lois des poids et mesures.	
										Aliénation mentale.	
										Infractions aux arrêtés du conseil touchant	
										l'Acte des mesures de guerre.	
1023	45	922		146	3			3		Totaux.	

TABLE V.—Summary convictions by police magistrates and other justices.

Offences.	PROVINCE OF QUEBEC—Continued.							
	QUEBEC.				RICHELIEU.			
	Con- vic- tions. — Con- dam- na- tions.	Sentence.			Con- vic- tions. — Con- dam- na- tions.	Sentence.		
		Op- tion of a fine.	Com- mitted without option.	De- ferred &c.		Op- tion of a fine.	Com- mitted without option.	De- ferred &c.
		Sur option	Empri- sonnés sans option.	Re- mise, etc.		Sur option	Empri- sonnés sans option.	Re- mise, etc.
	M.	F.			M.	F.		
Alien Registrations Act, offences against...	25	22		3				
Adulteration of food.....	84	5	70	4	15	13		
Assaults.....	34	6	21	7	12	43	38	
Breach of peace.....	12		7	5	1		1	
Carrying fire-arms and unlawful weapons..								
Contempt of court.....	14		14					
Cruelty to animals.....								
Disturbing religious and like meetings..	17		15	2	1		1	
Fishery and Game Acts, offences against...								
Gambling Acts " ".....								
Immigration Acts " ".....								
Incorrigibility.....								
Inspection and Sales Acts, offences against.								
Larceny.....								
" of dogs, birds, &c.....								
" of timber, trees, fruits, &c.....								
Liquor License and Prohibition Acts, offences against.	34		27	7	10		10	
Violation of Indian liquor law.....								
Malicious injury to property.....	11		7	4				
Other damage to property.....								
Master's and Servant's Acts, offences against	4	4	5	2	1			
Medical and Dentistry Acts, offences against								
Militia Acts " ".....	3		1	2				
Miscellaneous minor offences.....	7	1	4	4				
Municipal Acts and By-laws, breaches of..	599	81	381	1	298	1	1	
Breach of School Acts.....								
Exercising various callings without license	34		32	2				
Health By-laws, offences against.....	1		1					
Highways, offences relating to.....	232		226	6	22		21	1
Non-support of family and neglect of child- ren.	41	38		56	23	1	1	
Opium and Drug Act, offences against.....	1		1					
Pharmacy Acts, offences against.....								
Profanation of the Lord's Day.....	16		11	5				
Railway Acts, offences against.....	2		2					
Revenue Laws " ".....								
Seamen's Acts " ".....								
Threats and abusive language.....	10			10				
Trespass.....	3		2	1				
Vagrancy.....	65	75	29	85	26	11	12	
Drunkenness.....	620	54	596	78	76	1	70	7
Indecent exposure.....	3		2	1	1		1	
Insulting, obscene and profane language..	4	3	6	1				
Frequenting bawdy houses.....	9	5	8	2	4	1	1	
Loose, idle, disorderly.....	75	19	37	27	30			
Weights and Measures Acts, offences against								
Insanity.....								
Breach of sundry Orders in Council under War Measures Act.								
Totals.....	1960	291	1,527	196	528	181	170	13



## SESSIONAL PAPER No. 10d

TABLEAU V.—Condamnations sommaires par magistrats de police et autres juges de paix.

PROVINCE DE QUEBEC—Suite.									
RIMOUSKI.					ROBERVAL.				
Con- vic- tions. — Con- dam- na- tions.	Sentence.			Con- vic- tions. — Con- dam- na- tions.	Con- vic- tions. — Con- dam- na- tions.	Sentence.			Offenses.
	Op- tion of a fine. — Sur option	Com- mitted without option. — Empri- sonnés sans option.	De- ferred &c. — Re- mise, etc.			Op- tion of a fine. — Sur option	Com- mitted without option. — Empri- sonnés sans option.	De- ferred &c. — Re- mise, etc.	
M.   F.				M.   F.					
7   1	8			4		4			Inf. à la loi des restrict. conc. les aubains.
									Falsification de substances alimentaires.
									Voies de fait.
									Perturbation de la paix.
									Port d'armes illégal.
1	1								Mépris de cour.
									Cruauté envers les animaux.
13	13			7		7			Perturbation de réunions religieuses et autres
									Infractions aux lois de pêche et de chasse.
									" défendant le jeu.
									" d'immigration.
									Incorrigibilité.
									Infractions aux lois d'inspection et ventes.
									Larcin.
									" de chiens, oiseaux, etc.
									" bois arbres, fruits, etc.
22	20	2		7		7			Infractions aux lois des licences de boissons
									et de prohibition.
									Contravention aux lois concernant la vente
									de boissons aux Sauvages.
1		1							Dommages malicieux à la propriété.
				1		1			Autres dommages à la propriété.
									Inf. aux lois conc. les maîtres et serviteurs.
									Inf. aux lois concernant les méd. et les dent.
									" de la milice
14	14								Divers petit délits.
									Contraventions aux lois municipales.
									Infractions aux lois des écoles.
									Pratiquant divers états sans licence.
									Infractions aux lois sur l'hygiène publique.
10	3	13		3		3			Délits ayant rapport aux chemins publics.
									Refusant de pourvoir aux besoins de la fa-
									mille et négligence des enfants.
									Inf. aux lois concern. l'opium et les drogues.
									Infract. aux lois concern. les pharmaciens.
									Profanation du dimanche.
									Infractions aux lois des chemins de fer.
									Délits contre le revenu de l'Etat.
									Infractions aux lois maritimes.
									Menaces et langage injurieux.
2	2								Empiètement.
6	5	1							Vagabondage.
									Ivresse.
									Exposition indécente.
									Langage insultant, obscène, profane.
2	2								Fréquentant des maisons de désordre.
1	1								Conduite déréglée.
									Infractions aux lois des poids et mesures.
									Aliénation mentale.
									Inf. aux arrêtés du Conseil touchant l'Acte
									des mesures de guerre.
79   4	79	4		22		22			Totaux.

9 GEORGE V, A. 1919

TABLE V.—Summary convictions by police magistrates and other justices.

Offences.	PROVINCE OF QUEBEC—Continued.							
	SAGUENAY.				ST. FRANCIS. — ST.-FRANÇOIS.			
	Con- vic- tions. — Con- dam- na- tions.	Sentence.			Con- vic- tions. — Con- dam- na- tions.	Sentence.		
		Op- tion of a fine.	Com- mitted without option.	De- ferred &c.		Op- tion of a fine.	Com- mitted without option.	De- ferred &c.
		Sur option	Empri- sonnés sans option.	Re- mise, etc.		Sur option	Empri- sonnés sans option.	Re- mise, etc.
	M.	F.			M.	F.		
Alien Restrictions Act, offences against...								
Adulteration of food .....					8		8	
Assaults.....	4			4	46	6	49	3
Breach of peace.....					4		4	
Carrying fire-arms and unlawful weapons...					4		4	
Contempt of court.....								
Cruelty to animals.....					20		20	
Disturbing religious and like meetings.....								
Fishery and Game Acts, offences against...	2	2			7	1	8	
Gambling Acts, offences against.....								
Immigration Act .....								
Incorrigibility.....								
Inspection and Sales Act, offences against...								
Larceny.....								
“ of dogs, birds, &c.....								
“ of timber, trees, fruits, &c.....	1	1			26	1	27	
Liquor License and Prohibition Acts, offences against.								
Violation of Indian liquor law.....								
Malicious injury to property.....					4		4	
Other damage to property.....								
Master's and Servant's Acts, offences against.....					3		3	
Medical and Dentistry Acts, offences against.....								
Militia Acts.....								
Miscellaneous minor offences.....					5		4	1
Municipal Acts and By-Laws, breaches of...					26	2	28	
Branch of School Acts .....								
Exercising various callings without license					1		1	
Health By-laws, offences against.....	1	1						
Highways, offences relating to.....					102	4	104	1
Non-support of family and neglect of child- ren.								
Opium and Drug Act, offences against.....								
Pharmacy Acts, offences against.....								
Profanation of the Lord's Day.....					24		24	
Railway Acts, offences against.....								
Revenue Laws .....					1		1	
Seamen's Acts .....								
Threats and abusive language.....					9		1	8
Trespass.....					4		4	
Vagrancy.....					16	12	21	7
Drunkenness.....					513	10	444	79
Indecent exposure.....					3		3	
Insulting, obscene and profane language..								
Frequenting bawdy houses.....					1		1	
Loose, idle, disorderly.....					4		3	1
Weights and Measures Acts, offences against								
Insanity.....					1			1
Beach of Sundry orders in Council under war Measures Act.					1		1	
Totals.....	8	4		4	833	36	767	101

## SESSIONAL PAPER No. 10d

TABLEAU V.—Condamnations sommaires par magistrats de police et autres juges de paix.

PROVINCE DE QUÉBEC— <i>Suite.</i>										
ST-HYACINTHE.					TERREBONNE.					
Con- vic- tions. — Con- dam- na- tions.		Sentence.			Con- vic- tions. — Con- dam- na- tions.		Sentence.			Offenses
		Op- tion of a fine.	Com- mitted without option.	De- ferred &c.			Op- tion of a fine.	Com- mitted without option.	De- ferred &c.	
M.   F.		Sur option	Empri- sonnés sans option.	Re- mise, etc.	M.   F.		Sur option	Empri- sonnés sans option.	Re- mise, etc.	
1		1			2		2			





## SESSIONAL PAPER No. 10d

TABLEAU V.—Condamnations sommaires par magistrats de police et autres juges de paix.

PROVINCE OF ONTARIO.											
PROVINCE D'ONTARIO.											
ALGOMA.					BRANT.						
Con- vic- tions. — Con- dam- na- tions.		Sentence.			Con- vic- tions. — Con- dam- na- tions.		Sentence.			Offenses	
		Op- tion of a fine.	Com- mitted without option.	De- ferred &c.			Op- tion of a fine.	Com- mitted without option.	De- ferred &c.		
M.   F.		Sur option	Empri- sonnés sans option.	Re- mise, etc.	M.   F.		Sur option	Empri- sonnés sans option.	Re- mise, etc.		
89	...	79	9	1	9	...	9	...	...		Inf. à la loi des restrict. conc. les aubains.
9	1	7		3	2	1	3	...	...		Falsification de substances alimentaires.
7	...	5	1	1	1	...	1	...	...		Voies de fait.
2	...	1		1	6	...	4	...	...	Perturbation de la paix.	
2	...	2				...		...	...	Perturbation de réunions religieuses et autres.	
1	...	1			2	...	2	...	...	Infractions aux lois de pêche et de chasse.	
12	...	9		3	53	...	53	...	...	“ défendant le jeu.	
2	...	2			3	2	2	...	3	“ d'immigration.	
	...					...		...		Incorrigibilité.	
	...				5	...	4	...		Infractions aux lois d'inspection et ventes.	
	...					...		...	1	Larcin.	
	...					...		...		“ de chiens, oiseaux, etc.	
95	5	77	23		78	2	48	...	32	“ bois, arbres, fruits, etc.	
1	...	1				...		...		Infractions aux lois des licences de boissons	
5	...	5				...		...		et de prohibition.	
2	...	2			8	...	8	...		Contravention aux lois concernant la vente	
85	...	4	1	80	21	...	19	...	2	de boissons aux Sauvages.	
1	...	1			5	1	6	...		Domages malicieux à la propriété.	
163	3	161		5	115	3	110	...	8	Autres dommages à la propriété.	
	1	1			1	1	2	...		Inf. aux lois conc. les maîtres et serviteurs.	
28	...	27		1	2	...	2	...		Inf. aux lois concernant les méd. et les dent.	
59	3	47		15	94	1	95	...		“ de la milice.	
3	...	1		2	1	...	1	...		Divers délits.	
	...				2	...	2	...	8	Contraventions aux lois municipales.	
9	...	9				...		...		Infractions aux lois des écoles.	
36	6	38	4			...		...		Pratiquant divers états sans licence.	
6	...	3		3	32	...	28	...		Infractions aux lois sur l'hygiène publique.	
10	8	5	6	7	3	6	1	1		Délits ayant rapport aux chemins publics.	
120	2	122			129	5	134	...		Refusant de pourvoir aux besoins de la fa- mille et négligence des enfants.	
	...					...		...		Inf. aux lois concern. l'opium et les drogues.	
	...					...		...		Infract. aux lois concern. les pharmaciens.	
	...					...		...		Profanation du dimanche.	
	...					...		...		Infractions aux lois des chemins de fer.	
	...					...		...		Délits contre le revenu de l'Etat.	
	...					...		...		Infractions aux lois maritimes.	
	...					...		...	1	Menaces et langage injurieux.	
	...					...		...	4	Empiètement.	
	...					...		...	7	Vagabondage.	
	...					...		...		Ivresse.	
	...					...		...		Exposition indécente.	
	...					...		...	2	Langage insultant, obscène, profane.	
	...					...		...		Fréquentant des maisons de désordre.	
	...					...		...	5	Conduite déréglée.	
	...					...		...		Infractions aux lois des poids et mesures.	
	...					...		...	2	Aliénation mentale.	
	...					...		...	1	Inf. aux arrêtés du Conseil touchant l'Acte des mesures de guerre.	
906	32	725	49	164	652	38	619	1	70	Totaux.	

TABLE V.—Summary convictions by police magistrates and other justices.

Offences.	PROVINCE OF ONTARIO—Continued.							
	BRUCE.				CARLETON.			
	Con- vic- tions. — Con- dam- na- tions.	Sentence.			Con- vic- tions. — Con- dam- na- tions.	Sentence.		
		Op- tion of a fine.	Com- mitted without option.	De- ferred &c.		Op- tion of a fine.	Com- mitted without option.	De- ferred &c.
		Sur option	Empri- sonnés sans option.	Re- mise, etc.		Sur option	Empri- sonnés sans option.	Re- mise, etc.
	M.	F.			M.	F.		
Alien Restrictions Act, offences against	8		8		7		5	2
Adulteration of food					1		1	
Assault	13	1	14		69	5	67	2 5
Breach of peace					6		6	
Carrying fire-arms and unlawful weapons					2		2	
Contempt of court					1		1	
Cruelty to animals	2		2		13		13	
Disturbing religious and like meetings					2			2
Fishery and Game Acts, offences against	1		1		7		7	
Gambling Acts								
Immigration Acts								
Incorrigibility					4	4		8
Inspection and Sales Acts, offences against					1		1	
Larceny								
“ of dogs, birds, &c.	1		1					
“ of timber, trees, fruits, &c.								
Liquor License and Prohibition Acts, offences against	13		13		101	4	105	
Violation of Indian liquor law					2		2	
Malicious injury to property	10		10		12		6	6
Other damage to property	2	1	3					
Master's and Servant's Acts, offences against	2		2		12	3	15	
Medical and Dentistry Acts, offences against								
Militia Acts	13		10	3	97		91	5 1
Miscellaneous offences								
Municipal Acts and By-laws, breaches of	26	2	28		163	7	170	
Breach of School Acts					1			1
Exercising various callings without license	2		2		16		16	
Health By-laws, offences against					4		4	
Highways, offences relating to	27		26	1	256	2	258	
Non support of family and neglect of children	3		2	1	11			11
Opium and Drug Act, offences against					4		4	
Pharmacy Acts, offences against					3		3	
Profanation of the Lord's Day					12	2	14	
Railway Acts, offences against					54		37	1 16
Revenue Laws					2			2
Seamen's Acts								
Threats and abusive language	6	2	6	2	2		2	
Trespass	2		2		12	1	10	3
Vagrancy	4		3	1	30	12	22	9 11
Drunkenness	34		34		378	12	387	
Indecent exposure					6	1	3	4
Insulting, obscene and profane language	13		13		8	4	12	
Frequenting bawdy houses					9		9	
Loose, idle, disorderly	10		10		88	2	64	26
Weights and Measures Acts, offences against								
Insanity	1	1		2				
Breach of Sundry Orders in Council under War Measures Act	1			1	34		28	6
Totals	194	7	190	2	9 1427	59	1,365	23 98



TABLE V.—Summary convictions by police magistrates and other justices.

PROVINCE OF ONTARIO.—Continued.										
Offences.	ESSEX.					FRONTENAC.				
	Con- vic- tions. — Con- dam- na- tions.	Sentence			Con- vic- tions. — Con- dam- na- tions.	Sentence.				
		Op- tion of a fine. — Sur option	Com- mitted without option. — Emprisonnés sans option.	De- ferred &c. — Re- mise, etc.		Op- tion of a fine. — Sur option	Com- mitted without option. — Emprisonnés sans option.	De- ferred &c. — Re- mise, etc.		
M.	F.				M.	F.				
Alien Restrictions Act, offences against.....	179	..	179	.....	..	1	1	.....	.....	.....
Adulteration of food.....	38	2	39	1	.....	12	11	.....	.....	1
Assaults.....	3	..	3	.....	..	2	2	.....	.....	.....
Breach of peace.....	2	..	2	.....	..	..	..	.....	.....	.....
Carrying fire-arms and unlawful weapons...	3	..	3	.....	..	..	..	.....	.....	.....
Contempt of court .....	3	..	3	.....	..	1	1	.....	.....	.....
Cruelty to animals.....	..	..	..	.....	..	..	..	.....	.....	.....
Disturbing religious and like meetings.....	..	..	..	.....	..	..	..	.....	.....	.....
Fishery and Game Acts, offences against...	2	..	2	.....	..	..	..	.....	.....	.....
Gambling Acts .....	..	..	..	.....	..	..	..	.....	.....	.....
Immigration Act .....	5	..	5	.....	..	..	..	.....	.....	.....
Incorrigibility.....	..	..	..	.....	..	..	..	.....	.....	.....
Inspection and Sales Act, offences against ..	..	..	..	.....	..	..	..	.....	.....	.....
Larceny.....	2	..	2	.....	..	..	..	.....	.....	.....
“ of dogs, birds, &c.....	..	..	..	.....	..	..	..	.....	.....	.....
“ of timber, trees, fruits, &c.....	..	..	..	.....	..	..	..	.....	.....	.....
Liquor License and Prohibition Acts, offences against.....	103	..	100	.....	3	37	36	1	.....	.....
Violation of Indian liquor law.....	..	..	..	.....	..	..	..	.....	.....	.....
Malicious injury to property.....	5	..	3	.....	2	..	..	.....	.....	.....
Other damage to property.....	..	..	..	.....	..	2	2	.....	.....	.....
Master's and Servant's Acts, offences against	3	..	3	.....	2	..	2	.....	.....	.....
Medical and Dentistry Acts, offences against	49	..	48	.....	1	10	..	3	7	.....
Militia Acts .....	8	..	8	.....	..	..	..	.....	.....	.....
Miscellaneous minor offences .....	..	..	..	.....	..	..	..	.....	.....	.....
Municipal Acts and By-laws, breaches of....	103	3	105	.....	1	1	1	.....	.....	.....
Breach of School Acts.....	..	..	..	.....	..	..	..	.....	.....	.....
Exercising various callings without license	1	..	1	.....	..	..	..	.....	.....	.....
Health By-laws, offences against.....	1	..	3	.....	1	..	1	.....	.....	.....
Highways, offences relating to.....	491	8	469	.....	25	1	2	.....	.....	.....
Non support of family and neglect of child- ren.....	7	2	..	.....	9	1	1	.....	.....	.....
Opium and Drug Acts, offences against .....	3	..	3	.....	..	..	..	.....	.....	.....
Pharmacy Acts, offences against.....	41	..	41	.....	1	..	..	.....	.....	.....
Profanation of the Lord's Day.....	4	..	1	.....	3	..	..	.....	.....	.....
Railway Acts, offences against.....	5	2	5	.....	2	1	1	.....	.....	.....
Revenue Laws .....	..	..	..	.....	..	..	..	.....	.....	.....
Seamen's Acts .....	1	..	1	.....	..	1	..	.....	.....	1
Threats and abusive language.....	16	..	11	.....	5	..	..	.....	.....	.....
Trespass.....	24	4	2	15	11	8	3	1	6	4
Vagrancy.....	425	3	428	.....	97	2	99	..	..	.....
Drunkenness.....	4	1	4	.....	1	4	3	1	.....	.....
Indecent exposure.....	7	2	8	.....	1	..	..	.....	.....	.....
Insulting, obscene and profane language....	3	..	3	.....	..	..	..	.....	.....	.....
Frequenting bawdy houses.....	32	1	30	.....	3	1	1	.....	.....	.....
Loose, idle, disorderly.....	1	..	1	.....	..	..	..	.....	.....	.....
Weights and Measures Acts, offences against	..	..	..	.....	..	1	..	.....	.....	1
Insanity.....	..	..	..	.....	..	..	..	.....	.....	.....
Breach of sundry Orders in Council under War Measures Act.....	25	1	19	.....	7	..	..	.....	.....	.....
Totals.....	1698	24	1,531	16	75	183	7	165	11	14



SESSIONAL PAPER No. 10d

TABLEAU V.—Condamnations sommaires par magistrats de police et autres juges de paix.

PROVINCE D'ONTARIO—Suite.										
GREY.					HALDIMAND.					
Con- vic- tions. — Con- dam- na- tions.	Sentence.			Con- vic- tions. — Con- dam- na- tions.	Sentence.			Offenses.		
	Op- tion of a fine.	Com- mitted without option.	De- ferred &c.		Op- tion of a fine.	Com- mitted without option.	De- ferred &c.			
M.   F.	Sur option	Emprisonnés sans option.	Re- mise, etc.	M.   F.	Sur option	Emprisonnés sans option.	Re- mise, etc.			
2	2							Inf. à la loi des restrict. conc. les aubains.		
2	2							Falsification de substances alimentaires.		
14	14			4	4			Voies de fait.		
								Perturbation de la paix.		
								Port d'armes illégal.		
								Mépris de cour.		
1	1							Cruauté envers les animaux.		
								Perturbation de réunions religieuses et autres.		
2	1		1	1	1			Infractions aux lois de chasse et de pêche.		
								“ défendant le jeu.		
								“ d'immigration.		
								Incorrigibilité.		
								Infractions aux lois d'inspection et ventes.		
								Larcin.		
								“ de chiens, oiseaux, etc.		
								“ bois, arbres, fruits, etc.		
33	2	32	3	9	1	4		6 Infractions aux lois des licences de boissons et de prohibition		
								Contravention aux lois concernant la vente de boissons aux Sauvages.		
2	2							Dommages malicieux à la propriété.		
								Autres dommages à la propriété.		
								Inf. aux lois conc. les maîtres et serveurs.		
2			2	2			2	Inf. aux lois concernant les méd. et les dent.		
1	1							“ de la milice.		
52	52			4	4			Divers délits.		
								Contraventions aux lois municipales.		
3	3							Infractions aux lois des écoles.		
								Pratiquant divers états sans licence.		
69	69			11	11			Infractions aux lois sur l'hygiène publique		
3	1		4	1	1			Délits ayant rapport aux chemins publics.		
								2 Refusant de pourvoir aux besoins de la famille et négligence des enfants.		
								Inf. aux lois concern. l'opium et les drogues.		
6	6							Infraction aux lois concern. les pharmaciens.		
3	3							Profanation du dimanche.		
								Infractions aux lois des chemins de fer.		
								Délits contre le revenu de l'Etat.		
								Infractions aux lois maritimes.		
								Menaces et langage injurieux.		
7	4		3					Empiètement.		
6	2	5		4		4		Vagabondage.		
52	52		1	12	12			Ivresse.		
								Exposition indécente.		
2	3							Langage insultant, obscène, profane.		
								Fréquentant des maisons de désordre.		
9	7		2	8	8			Conduite déréglée.		
								Infractions aux lois des poids et mesures.		
2			2					Aliénation mentale.		
23	22		1					Inf. aux arrêtés du Conseil, touchant l'Acte des mesures de guerre.		
296	6	278	5	19	56	2	44	4	10	Totaux.



## SESSIONAL PAPER No. 10d

TABLEAU V.—Condamnations sommaires par magistrats de police et autres juges de paix.

PROVINCE D'ONTARIO—Suite.									
HURON.				KENORA.				Offenses.	
Sentence.			De-ferred &c.	Sentence.			De-ferred &c.		
Con- vic-tions.	Op-tion of a fine.	Com-mitted without option.		Con- vic-tions.	Op-tion of a fine.	Com-mitted without option.			
Con-dam-nations.	Sur option	Empri-sonnés sans option.		Con-dam-nations.	Sur option	Empri-sonnés sans option.			
M.	F.			M.	F.				
1			1	27		27			Inf. à la loi des restrict. conc. les aubains.
7				10	2	12			Falsification de substances alimentaires.
1			1						Voies de fait.
				1		1			Perturbation de la paix.
									Port d'armes illégai.
									Mépris de cour.
									Cruauté envers les animaux.
				5		5			Perturbat. de réunions religieuses et autres.
				9		9			Infractions aux lois de chasse et de pêche.
									" défendant le jeu.
									" d'immigration.
									Incorrigibilité.
									Infractions aux lois d'inspection et ventes.
				1					Larcin.
									" de chiens, oiseaux, etc.
6		6		8		7		1	" bois, arbres, fruits, etc.
				1		1			Infractions aux lois des licences ee boissons et de prohibition.
									Contravention aux lois concernant la vente de boissons aux Sauvages.
									Domnages malicieux à la propriété.
									Autres dommages à la propriété.
									Inf. aux lois conc. les maîtres et serviteurs.
				14		2		12	Inf. aux lois conc. les méd. et les dentistes.
									" de la milice.
8		8		7	1	8			Divers délits.
				1	1	1		1	Contraventions aux lois municipales.
				1		1			Infractions aux lois des écoles.
				1		1			Pratiquant divers états sans licence.
				1		1			Infractions aux lois de l'hygiène publique.
21		21		1		1			Délits ayant rapport aux chemins publics.
1	1		2	1					Refusant de pourvoir aux besoins de la famille et négligence des enfants.
									Inf. aux lois concern. l'opium et les drogues.
									Infractions aux lois concern. les pharmaciens.
									Profanation du dimanche.
									Infractions aux lois des chemins de fer.
									Délits contre le revenu de l'Etat.
									Infractions aux lois maritimes.
				3	1	4			Menaces et langage injurieux.
				7		7			Empiètement.
7	1		6		1			1	Vagabondage.
27		27		18		18			Ivresse.
1		1		2		2			Exposition indécente.
1		1							Langage insultant, obscène, profane.
									Fréquentant des maisons de désordre.
1		1		1		1			Conduite déréglée.
1		1							Infractions aux lois des poids et mesures.
2			2						Aliénation mentale.
				16		16			Inf. aux arrêtés du Conseil, touchant l'Acte des mesures de guerre.
86	2	73	8	7	133	6	124	15	Totaux.





## SESSIONAL PAPER No. 10d

TABLEAU V.—Condammations sommaires par magistrats de police et autres juges de paix.

PROVINCE D'ONTARIO—Suite.

LANARK.				LEEDS AND GRENVILLE.				Offenses.	
Sentence.				Sentence.					
Con- vic- tions.	Op- tion of a fine.	Com- mitted without option.	De- ferred &c.	Con- vic- tions.	Op- tion of a fine.	Com- mitted without option.	De- ferred &c.		
Con- dam- na- tions.	Sur- option	Empri- sonnés sans option.	Re- mise, etc.	Con- dam- na- tions.	Sur- option	Empri- sonnés sans option.	Re- mise, etc.		
M. F.				M. F.					
				5	5			Inf. à la loi des restrict. conc. les aubains.	
10	1	8	3	10	10			Falsification de substances alimentaires.	
4		4		1	1			Voies de fait.	
				6	6			Perturbation de la paix.	
				3	3			Port d'armes illégal.	
								Mépris de cour.	
								Cruauté envers les animaux.	
				10	10			Perturbation de réunions religieuses et autres	
								Infractions aux lois de chasse et de pêche.	
								" défendant le jeu.	
								" d'immigration.	
								Incorrigibilité.	
								Infractions aux lois d'inspection et ventes.	
1	1							Larcin.	
16	16			20	20			" vol de chiens, oiseaux, etc.	
								" bois, arbres, fruits, etc.	
								Infractions aux lois des licences de boissons	
								et de prohibition.	
1	1			12	12			Contravention aux lois concernant la vente	
								de boissons aux Sauvages.	
				4	4			Dommages malicieux à la propriété.	
								Autres dommages à la propriété.	
4	4			1	1		1	Inf. aux lois conc. les maîtres et serviteurs.	
				3	3			Inf. aux lois concernant les méd. et les dent.	
								" de la milice.	
15	1	15	1	13	13			Divers petits délits.	
1	1							Contraventions aux lois municipales.	
								Infractions aux lois des écoles.	
								Pratiquant divers états sans licence.	
26	1	26		11	11			Infractions aux lois sur l'hygiène publique	
3	1		4					Délits ayant rapport aux chemins publics.	
								Refusant de pourvoir aux besoins de la fa-	
								mille et négligence des enfants.	
								Inf. aux lois concern. l'opium et les drogues.	
3	3							Infractions aux lois concern. les pharmaciens.	
23	22		1					Profanation du dimanche.	
								Infractions aux lois des chemins de fer.	
								Délits contre le revenu de l'Etat	
2	2	4		2	1	1		Infractions aux lois maritimes.	
								Menaces et langage injurieux.	
19	1	4	15	11	11			Empiètement.	
37	37		1	63	63		3	Vagabondage.	
								Ivresse.	
1	1			10	10			Exposition indécente.	
								Langage insultant, obscène, profane.	
	1	1		1	1			Fréquentant des maisons de désordre.	
12	9		3	3	3			Conduite déréglée.	
1	1							Infractions aux lois des poids et mesures.	
1	1			2	1		1	Aliénation mentale.	
2			2	2	2			Inf. aux arrêtés du Conseil, touchant l'Acte	
								des mesures de guerre.	
182	8	158	15	193	2	189	2	4	
								Totaux.	

PROVINCE OF ONTARIO—Continued.									
Offences.	LENNOX AND ADDINGTON.				LINCOLN.				
	Con- vic- tions. — Con- dam- na- tions.	Sentence.			Con- vic- tions. — Con- dam- na- tions.	Sentence.			
		Op- tion of a fine.	Com- mitted without option.	De- ferred &c.		Op- tion of a fine.	Com- mitted without option.	De- ferred &c.	
									Sur option
M.	F.				M.	F.			
Alien Restrictions Act, offences against.....					4		4		
Adulteration of food....	1		1						
Assaults.....					12	2	14		
Breach of peace.....					8		8		
Carrying fire-arms and unlawful weapons....									
Contempt of court.....					1		1		
Cruelty to animals.....					2		2		
Disturbing religious and like meetings.....									
Fishery and Game Acts, offences against....	4		4						
Gambling Acts " "					6		6		
Immigration Acts " "					1		1		
Incorrigibility.....									
Inspection and Sales Acts, offences against..									
Larceny.....									
" of dogs, birds, etc.....									
" of timber, trees, fruits, etc.....									
Liquor License and Prohibition Acts, offences against.....	11		11		40	2	36		6
Violation of Indian liquor law.....									
Malicious injury to property.....	2		1		1	1	2		
Other damage to property.....									
Master's and Servant's Acts, offences against					5		3		2
Medical and Dentistry Acts, offences against									
Militia Acts " "					92		54	18	20
Miscellaneous minor offences.....					1		1		
Municipal Acts and By-laws, breaches of...	3		3		505	17	516		6
Breach of School Acts.....	1			1					
Exercising various callings without license..	1		1						
Health By-laws, offences against.....	3		3		1		1		
Highways, offences relating to.....	32		32		64	2	66		
Non-support of family and neglect of child- ren.....	11			11	2	6			8
Opium and Drug Act, offences against.....					3		3		
Pharmacy Acts, offences against.....									
Profanation of the Lord's Day.....					8		8		
Railway Acts, offences against.....	7		7		1				1
Revenue Laws " "									
Seamen's Acts " "									
Threats and abusive language.....	1		1						
Trespass.....					2		2		
Vagrancy.....	4			3	2		1		1
Drunkenness.....	20		20		117	4	121		
Indecent exposure.....									
Insulting, obscene and profane language....					1	2	3		
Frequenting bawdy houses.....					1	1	2		
Loose, idle, disorderly.....	3			1	7		7		
Weights and Measures Acts, offences against	1		1						
Insanity.....	1			1					
Breach of Sundry Orders in Council under War Measures Act.....					2		2		
Totals.....	106		87	4	15	889	37	864	18
									44

## SESSIONAL PAPER No. 10d

TABLEAU V.—Condamnations sommaires par magistrats de police et autres juges de paix.

PROVINCE D'ONTARIO— <i>Suite.</i>									
MANITOULIN.					MIDDLESEX.				
Con- vic- tions. — Con- dan- na- tions.	Sentence.			De- ferred &c. — Re- mise, etc.	Con- vic- tions. — Con- dan- na- tions.	Sentence.			Offenses.
	Op- tion of a fine. — Sur option	Com- mitted without option. — Empri- sonnés sans option.	De- ferred &c. — Re- mise, etc.			Op- tion of a fine. — Sur option	Com- mitted without option. — Empri- sonnés sans option.	De- ferred &c. — Re- mise, etc.	
M.   F.					M.   F.				
2	2				1				1 Inf. à la loi des restrict. conc. les aubains.
					3	3			Falsification de substances alimentaires.
3	2		1		22	3	22		3 Voies de fait.
3			3						Perturbation de la paix.
					2	1			1 Port d'armes illégal.
									Mépris de cour.
					5	5			Cruauté envers les animaux.
									Perturbation de réunions religieuses et autres.
					2	2			Infractions aux lois de chasse et de pêche.
					1	1			" défendant le jeu.
									" d'immigration.
									Incorrigibilité.
									Infractions aux lois d'inspection et ventes.
									Larcin.
									" de chiens, oiseaux, etc.
									" bois, arbres, fruits, etc.
1	1	1	1		119	5	121	3	Infractions aux lois des licences de boissons et de prohibition.
									Contravention aux lois concernant la vente de boissons aux Sauvages.
					4	4			Domnages malicieux à la propriété.
									Autres dommages à la propriété.
									Inf. aux lois conc. les maîtres et serveurs.
									Inf. aux lois concernant les méd. et les dent.
1	1				82		55	27	" de la milice.
					1	1			Divers délits.
					383	1	384		Contraventions aux lois municipales.
									Infractions aux lois des écoles.
									Pratiquant divers états sans licence.
									Infractions aux lois sur l'hygiène publique.
2	2				387	3	390		Délits ayant rapport aux chemins publics.
					14				14 Refusant de pourvoir aux besoins de la famille et négligence des enfants.
					9	8			1 Inf. aux lois concern. l'opium et les drogues.
									Infract. aux lois concern. les pharmaciens.
					54	54			Profanation du dimanche.
					31	31			Infractions aux lois des chemins de fer.
					1	1			Délits contre le revenu de l'Etat.
									Infractions aux lois maritimes.
					8	1	7		2 Menaces et langage injurieux.
					32		32		Empiètement.
					2	4		3	3 Vagabondage.
8	7	1			266	9	274		1 Ivresse.
					1	1			Exposition indécente.
					2	2			Langage insultant, obscène, profane.
					5	1	5		1 Fréquentant des maisons de désordre.
					74	7	79		2 Conduite déréglée.
					1				Infractions aux lois des poids et mesures.
2	2				18		12		1 Aliénation mentale.
									6 Int. aux arrêtés du Conseil, touchant l'Acte des mesures de guerre.
22	1	17	2	4	1530	34	1,440	61	63.....Totaux.

TABLE V.—Summary convictions by police magistrates and other justices.

Offences.	PROVINCE OF ONTARIO—Continued.									
	MUSKOKA.					NIPISSING.				
	Con- vic- tions. — Con- dam- na- tions.	Sentence.			Con- vic- tions. — Con- dam- na- tions.	Sentence.				
		Op- tion of a fine. — Sur- option	Com- mitted without option. — Empri- sonnés sans option.	De- ferred &c. — Re- mise, etc.		Op- tion of a fine. — Sur- option	Com- mitted without option. — Empri- sonnés sans option.	De- ferred &c. — Re- mise, etc.		
M.	F.			M.	F.					
Alien Restrictions Act, offences against....	8		8		149	1	141	2	7	
Adulteration of food.....										
Assaults.....	5		5							
Breach of peace.....	4		4		1		1			
Carrying fire-arms and unlawful weapons...					1			1		
Contempt of court.....										
Cruelty to animals.....	2		2		2		2			
Disturbing religious and like meetings.....										
Fishery and Game Acts, offences against....					9		9			
Gambling Acts.....										
Immigration Acts.....										
Incorrigibility.....										
Inspection and Sales Acts, offences against....										
Larceny.....										
" of dogs, birds, etc.....										
" of timber, trees, fruits, etc.....										
Liquor License and Prohibition Acts, offences against.....	3		3		24		22	2		
Violation of Indian liquor law.....										
Malicious injury to property.....					7		7			
Other damage to property.....	2	1	3							
Master's and Servant's Acts, offences against	1		1		1		1			
Medical and Dentistry Acts, offences against										
Militia Acts.....	24		4		20			4	43	
Miscellaneous minor offences.....	7		7		13	1	11		3	
Municipal Acts and By-laws, breaches of...	10	3	13		48	1	49			
Breach of School Acts.....					2		1		1	
Exercising various callings without license	3		3		3		3			
Health By-laws, offences against.....					1		1			
Highways, offences relating to.....	1		1		4	1	5			
Non-support of family and neglect of children	2	2	1	2	1	5			6	
Opium and Drug Act, offences against.....					1			1		
Pharmacy Acts, offences against.....										
Profanation of the Lord's Day.....										
Railway Acts, offences against.....					3		3			
Revenue Laws.....					3		3			
Seamen's Acts.....										
Threats and abusive language.....	2		2							
Trespass.....	6		5		1	21		19	1	
Vagrancy.....	4	1		5		10			8	
Drunkenness.....	14	2	16		110		107	1	2	
Indecent exposure.....										
Insulting, obscene and profane language..					1		1			
Frequenting bawdy houses.....										
Loose, idle, disorderly.....					18	1	16		3	
Weights and Measures Acts, offences against					1		1			
Insanity.....	3			3	4	3			7	
Breach of Sundry Orders in Council under War Measures Act.....					12	2	4		10	
Totals.....	101	9	78	7	25	519	17	431	20	
									85	



## SESSIONAL PAPER No. 10d

TABLEAU V.—Condamnations sommaires par magistrat de police et autres juges de paix.

PROVINCE D'ONTARIO— <i>Suite.</i>										
NORFOLK.					NORTHUMBERLAND & DURHAM.					
Sentence.					Sentence.					
Con- vic- tions. — Con- dam- na- tions.	Op- tion of a fine. — Sur option	Com- mitted without option. — Empri- sonnés sans option.	De- ferred &c. — Re- mise, etc.	Con- vic- tions. — Con- dam- na- tions.	Op- tion of a fine. — Sur option	Com- mitted without option. — Empri- sonnés sans option.	De- ferred &c. — Re- mise, etc.	Offenses.		
M.   F.				M.   F.						
2				6		4		2	Inf. à la loi des restrict. conc. les aubains.	
2	2			7	1	7			Falsification de subsrances alimentaires.	
2	1			10		11			Voies de fait.	
			3						Perturbation de la paix.	
									Port d'armes illégal.	
				1	1	2			Mépris de cour.	
									Cruauté envers les animaux.	
1	1								Perturbation de réunions religieuses et autres.	
				3		3			Infractions aux lois de chasse et de pêche.	
									" défendant le jeu.	
									" d'immigration.	
									Incorrigibilité.	
									Infractions aux lois d'inspection et ventes.	
				1		1			Larcin.	
									" de chiens, oiseaux, etc.	
10		7	3	14		9		5	" bois, arbres, fruits, etc.	
									Infractions aux lois des licences de boissons et de prohibition.	
2	1		1	3		3			Contravention aux lois concernant la vente de boissons aux Sauvages.	
									Dommages malicieux à la propriété.	
2	2			2		2			Autres dommages à la propriété.	
									Inf. aux lois conc. les maîtres et serveurs.	
3			3	12		1		11	Inf. aux lois concernant les méd. et les dent.	
									" de la milice.	
24		24		7	1	6			Divers délits.	
5	1	4	2	3	1	3		1	Contraventions aux lois municipales.	
									Infractions aux lois des écoles.	
1	1								Pratiquant divers états sans licence.	
74	1	75		22		22			Infractions aux lois sur l'hygiène publique.	
15	9	1	23						Délits ayant rapport aux chemins publics.	
									Refusant de pourvoir aux besoins de la famille et négligence des enfants.	
									Inf. aux lois concern. l'opium et les drogues.	
									Infractions aux lois concern. les pharmaciens.	
									Profanation du dimanche.	
1	1								Infractions aux lois des chemins de fer.	
									Délits contre le revenu de l'Etat.	
1	1			2		2			Infractions aux lois maritimes.	
5	5			5		5			Menaces et langage injurieux.	
1			1	17	1		13	5	Empiètement.	
13	12	1		31		31			Vagabondage.	
				1				1	Ivresse.	
				4		4			Exposition indécente.	
									Language insultant, obscène, profane.	
				6		6			Fréquentant des maisons de désordre.	
									Conduite déréglée.	
4	1		5	2				2	Infractions aux lois des poids et mesures.	
10	10			1		1			Aliénation mentale.	
									Inf. aux arrêtés du Conseil, touchant l'Acte des mesures de guerre.	
176	13	147	1	41	160	5	123	13	29	Totaux.

TABLE V.—Summary convictions by police magistrates and other justices.

Offences.	PROVINCE OF ONTARIO—Continued.									
	ONTARIO.					Oxford.				
	Con- vic- tions. — Con- dam- na- tions.	Sentence.			Con- vic- tions. — Con- dam- na- tions.	Sentence.			De- ferred &c. — Re- mise, etc.	De- ferred &c. — Re- mise, etc.
		Op- tion of a fine.	Com- mitted without option.	De- ferred &c.		Op- tion of a fine.	Com- mitted without option.	De- ferred &c.		
		Sur- option	Em- pri- sonnés sans option.	Re- mise, etc.		Sur- option	Em- pri- sonnés sans option.	Re- mise, etc.		
	M.   F.				M.   F.					
Alien Restrictions Act, offences against...	...	...	...	...	2	2	...	...	...	...
Adulteration of food...	...	...	...	...	1	1	...	...	...	...
Assaults...	7	7	...	...	5	5	...	...	...	...
Breach of peace...	...	...	...	...	1	1	...	...	...	...
Carrying fire-arms and unlawful weapons...	...	...	...	...	1	1	...	...	...	...
Contempt of court...	...	...	...	...	...	...	...	...	...	...
Cruelty to Animals...	2	2	...	...	2	2	...	...	...	...
Disturbing religious and like meetings...	...	...	...	...	...	...	...	...	...	...
Fishery and game Acts, offences against...	2	2	...	...	...	...	...	...	...	...
Gambling Acts, offences against...	...	...	...	...	...	...	...	...	...	...
Immigration Acts	...	...	...	...	...	...	...	...	...	...
Incorrigibility	1	...	...	1	...	...	...	...	...	...
Inspection and Sales Acts, offences against...	...	...	...	...	...	...	...	...	...	...
Larceny...	1	1	...	...	...	...	...	...	...	...
" of dogs, birds, ets	...	...	...	...	...	...	...	...	...	...
" of timber, trees, fruits, etc.	...	...	...	...	...	...	...	...	...	...
Liquor License and Prohibition Acts, offences against...	19	2	20	1	15	13	...	...	2	...
Violation of Indian liquor law...	...	...	...	...	...	...	...	...	...	...
Malicious injury to property...	...	...	...	...	2	2	...	...	...	...
Other damage to property...	...	...	...	...	...	...	...	...	...	...
Master's and Servant's Acts, offences against...	...	...	...	...	1	1	...	...	...	...
Medical and Dentistry Acts,	...	...	...	...	...	...	...	...	...	...
" Militia Acts, offences against...	1	...	...	1	23	16	1	6	...	...
Miscellaneous minor offences...	...	...	...	...	1	...	...	1	...	...
Municipal Acts and By-laws, breaches of...	24	24	...	...	67	67	...	...	...	...
Breach of School Acts...	2	1	...	1	...	...	...	...	...	...
Exercising various callings without license	1	1	...	...	2	2	...	...	...	...
Health By-laws, offences against...	...	...	...	...	...	...	...	...	...	...
Highways, offences relating to...	51	1	52	...	201	1	202	...	...	...
Non-support of family and neglect of children...	6	7	1	1	11	...	...	...	...	...
Opium and Drug Act, offences against...	...	...	...	...	...	...	...	...	...	...
Pharmacy Acts,	...	...	...	...	...	...	...	...	...	...
Profanation of the Lord's Day...	...	...	...	...	23	2	25	...	...	...
Railway Acts, offences against...	30	24	...	6	8	8	...	...	...	...
Revenue Laws,	...	...	...	...	...	...	...	...	...	...
Seamen's Acts,	...	...	...	...	...	...	...	...	...	...
Threats and abusive language	...	...	...	...	2	1	...	1	...	...
Trespass...	2	...	...	2	1	1	...	...	...	...
Vagrancy...	3	...	3	...	16	1	3	12	2	...
Drunkenness...	84	84	...	...	54	54	...	...	...	...
Indecent exposures	...	...	...	...	...	...	...	...	...	...
Insulting, obscene and profane language...	1	1	...	...	2	2	...	...	...	...
Frequenting bawdy houses...	...	...	...	...	...	...	...	...	...	...
Loose, idle, disorderly	7	1	8	...	7	6	...	...	1	...
Weights and Measures Acts, offences against	...	...	...	...	...	...	...	...	...	...
Insanity...	...	...	...	...	2	1	...	...	3	...
Breach of sundry Orders in Council under	...	...	...	...	9	9	...	...	...	...
War Measures Act.	...	...	...	...	...	...	...	...	...	...
Totals	244	11	228	5	22	447	5	423	13	16

## SESSIONAL PAPER No. 10d

TABLEAU V.—Condamnations sommaires par magistrats de police et autres juges de paix.

PROVINCE D'ONTARIO—Suite.											
PARRY SOUND.					PEEL.						
Con- vic- tions. — Con- dam- na- tions—		Sentence.			Con- vic- tions. — Con- dam- na- tions—		Sentence.			Offenses.	
		Op- tion of a fine.	Com- mitted without option.	De- ferred &c.			Op- tion of a fine.	Com- mitted without option.	De- ferred &c.		
M.	F.	Sur option	Empri- sonnés sans option.	Re- mise, etc.	M.	F.	Sur option	Empri- sonnés sans option.	Re- mise, etc.		
6			5		1					Inf. à la loi des restrict. conc. les aubains.	
10	1		11		4		4			Falsification de substances alimentaires.	
2			1		1					Voies de fait.	
2			1		1	1	1			Perturbation de la paix.	
										Port d'armes illégal.	
										Mépris de cour.	
					1		1			Cruauté envers les animaux.	
										Perturbation de réunions religieuses et autres.	
11			11							Infractions aux lois de chasse et de pêche.	
4			4							" défendant le jeu.	
										" d'immigration.	
						1		1		Incorrigibilité.	
										Infractions aux lois d'inspection et ventes.	
										Larcin.	
										" de chiens, oiseaux, etc.	
1			1		4		4			" bois, arbres, fruits, etc.	
51	1		50	1	2		2			Infractions aux lois des licences de boissons et de prohibition.	
3			3							Contravention aux lois concernant la vente de boissons aux Sauvages.	
					1	1	2			Domnages malicieux à la propriété.	
3			3							Autres dommages à la propriété.	
1			1							Inf. aux lois conc. les maîtres et serviteurs.	
										Inf. aux lois concernant les méd. et les dent.	
39				3	36					" de la milice.	
										Divers délits.	
19			16		3	21	21			Contraventions aux lois municipales.	
5			1							Infractions aux lois des écoles.	
1	1		1							Pratiquant divers états sans licence.	
3			3		4					Infractions aux lois sur l'hygiène publique.	
13			12		1	690	27	717		Délits ayant rapport aux chemins publics.	
1	1				2					Refusant de pourvoir aux besoins de la fa- mille et négligence des enfants.	
										Inf. aux lois concern. l'opium et les drogues.	
2			2							Infractions aux lois concern. les pharmaciens.	
										Profanation du dimanche.	
2			2				2			Infractions aux lois des chemins de fer.	
										Délits contre le revenu de l'Etat.	
										Infractions aux lois maritimes.	
					1		1			Menaces et langage injurieux.	
					1		1			Empiètement.	
11			3	6	2	3	1		3	1	Vagabondage.
72	1		67		6	8		8			Ivresse.
											Exposition indécente.
1	1		1		1						Laogage insultant, obscène, profane.
											Fréquentant des maisons de désordre.
9			9								Conduite déréglée.
											Infractions aux lois des poids et mesures.
3	4				7						Aliénation mentale.
120			118		2						Inf. aux arrêtés du Conseil, touchant l'Acte des mesures de guerre.
395	10		326	10	69	737	30	762	4	1	Totaux.

TABLE V.—Summary convictions by police magistrates and other justices.

Offences.	PROVINCE OF ONTARIO—Continued.									
	PERTH.					PETERBOROUGH.				
	Con- vic- tions. — Con- dam- na- tions.	Sentence.			Con- vic- tions. — Con- dam- na- tions.	Sentence.			De- ferred etc. — Re- mise, etc.	
		Op- tion of a fine.	Com- mitted without option.	De- ferred &c.		Op- tion of a fine.	Com- mitted without option.	De- ferred etc.		
		Sur option	Empri- sonnés sans option.	Re- mise, etc.		Sur option	Empri- sonnés sans option.	Re- mise, etc.		
	M.	F.			M.	F.				
Alien Restrictions Act, offences against					2			2		
Adulteration of food	9		9		2		2			
Assaults	12		11	1	9	2	10	1		
Breach of Peace					1	1	1		1	
Carrying fire-arms and unlawful weapons	1		1		2		2			
Contempt of Court										
Cruelty to animals	2		2		1		1			
Disturbing religious and like meetings										
Fishery and game Acts, offences against	1		1							
Gambling Acts					18		18			
Immigration Act					1		1			
Incorrigibility										
Inspection and Sales Acts, offences against										
Larceny										
" of dogs, birds, etc.										
" of timber, trees, fruits, etc.										
Liquor license and prohibition Acts, offences against	35		29	6	22	2	17	6	1	
Violation of Indian Liquor Law										
Malicious injury to property	3		1	2	2		2			
Other damage to property										
Master's and Servant's Act, offences against	2		2		1		1			
Medical and Dentistry Acts										
Militia Acts, offences against	18		10	8	24				24	
Miscellaneous minor offences										
Municipal Acts and By-laws, breaches of	63		58	5	86	6	92			
Breach of School Acts										
Exercising various callings without license	1		1		4		4			
Health By-laws, offences against										
Highways, offences relating to	21		20	1	118	2	120			
Non support of family and neglect of children					9	2			11	
Opium and drug Act, offences against					2		2			
Pharmacy Acts										
Profanation of the Lord's Day	2		2		10		10			
Railway Acts offences against					41		41			
Revenue Laws					1		1			
Seamen's Acts										
Threats and abusive language	3		3							
Trespass	14		13	1	4		4			
Vagrancy	10	1		6	5	16	4	12	8	
Drunkenness	42		42		50		50			
Indecent exposure	2		1	1	1		1			
Insulting, obscene and profane language	6		5	1	1		1			
Frequenting bawdy houses	5		5		5	1	5	1		
Loose, idle, disorderly	19		7	12	8	1	8	1		
Weights and Measures Acts, offences against					1		1			
Insanity	1			1	5	1			6	
Breach of sundry Orders in Council under War Measures Act.	19		16	3	11		11			
Totals	291	1	239	13	447	33	406	23	51	



## SESSIONAL PAPER No. 10d

TABLEAU V.—Condamnations sommaires par magistrats de police et autres juges de paix.

PROVINCE D'ONTARIO—Suite.									
PRESCOTT AND RUSSELL.				PRINCE EDWARD.					
		Sentence.				Sentence.		Offenses.	
Con- vic- tions. — Con- dam- na- tions.	Op- tion of a fine. — Sur option	Com- mitted without option. — Empri- sonnés sans option.	De- ferred &c. — Re- mise, etc.	Con- vic- tions. — Con- dam- na- tions.	Op- tion of a fine. — Sur option	Com- mitted without option. — Empri- sonnés sans option.	De- ferred &c. — Re- mise, etc.		
M.   F.				M.   F.					
2		2		2		2		Inf. à la loi des restrict. conc. les aubains.	
4	2	3		13		11		Falsification de substances alimentaires.	
			3					2 Voies de fait.	
1		1						Perturbation de la paix.	
								Port d'armes illégal.	
				4	1	5		Mépris de court.	
								Cruauté envers les animaux.	
								Perturbation de réunions religieuses et autres.	
								Infractions aux lois de chasse et de pêche.	
								" défendant le jeu.	
								" d'immigration.	
								Incorrigibilité.	
								Infractions aux lois d'inspection et vente.	
								Larcin.	
								" de chiens, oiseaux, etc.	
								" bois, arbres, fruits, etc.	
3	2	4	1	9		8		1 Infractions aux lois des licences de boissons et de prohibition.	
								Contravention aux lois concernant la vente de boissons aux Sauvages.	
3	1	4		7		4		3 Dommages malicieux à la propriété.	
1		1						Autres dommages à la propriété.	
								Inf. aux lois conc. les maîtres et serveurs.	
4				4				Inf. aux lois concernant les méd. et les dent.	
								" de la milice.	
1				1	27	21		6 Divers petits délits.	
								Contraventions aux lois municipales.	
								Infractions aux lois des écoles.	
				1	1	2		Pratiquant divers états sans licence.	
3		3		3		3		Infractions aux lois sur l'hygiène publique.	
				8		8		Délits ayant rapport aux chemins publics.	
4	5			9	6	5		11 Refusant de pourvoir aux besoins de la famille et négligence des enfants.	
								Inf. aux lois concern. l'opium et les drogues.	
								Infractions aux lois concern. les pharmaciens.	
								Profanation du dimanche.	
								Infractions aux lois des chemins de fer.	
								Délits contre le revenu de l'Etat.	
								Infractions aux lois maritimes.	
2	2	3		1				Menaces et langage injurieux.	
								1 Empiètement.	
1	1	1	1	3	1	3		1 Vagabondage.	
19		19		21		21		Ivresse.	
								Exposition indécente.	
								Langage insultant, obscène, profane.	
				1	2	3		Fréquentant des maisons de désordre.	
				1		1		Conduite déréglée.	
								Infractions aux lois des poids et mesures.	
				1				1 Aliénation mentale.	
								Inf. aux arrêtés du Conseil, touchant l'Act des mesures de guerre.	
46	13	41	2	108	10	92	26	Totaux.	

TABLE V.—Summary convictions by police magistrates and other justices.

Offences.	PROVINCE OF ONTARIO—Continued.							
	RAINY RIVER.				RENFREW.			
	Con- vic- tions. — Con- dam- na- tions.	Sentence.			Con- vic- tions. — Con- dam- na- tions.	Sentence.		
		Op- tion of a fine.	Com- mitted without option.	De- ferred &c.		Op- tion of a fine.	Com- mitted without option.	De- ferred &c.
		Sur option	Emprison- sans option.	Re- mise, etc.		Sur option	Emprison- sans option.	Re- mise, etc.
	M.	F.			M.	F.		
Alien Restrictions Act, offences against....	11		10		1			
Adulteration of food.....								
Assaults ..	7	2	4		5	9	2	11
Breach of peace.....					3		3	
Carrying firearms and unlawful weapons ..	1		1					
Contempt of court .....	1	1	2					
Cruelty to animals .....								
Disturbing religious and like meetings.....								
Fishery and Game Acts, offences against...	4		4					
Gambling Acts .....								
Immigration Act .....	2		1	1				
Incorrigibility .....					1			1
Inspection and Sales Acts, offences against.								
Larceny.....					1			
" of dogs, birds, etc.....					1		1	
" of timber, trees, fruits, etc.....								
Liquor License and Prohibition Acts,	7		7		33		31	2
offences against.....								
Violation of Indian liquor law .....	1		1					
Malicious injury to property.....								
Other damage to property.....								
Master's and Servant's Acts, offences against								
Medical and Dentistry Acts .....								
Militia Acts .....	48		41	7				
Miscellaneous minor offences.....								
Municipal Acts and By-laws, breaches of...	22	4	24	2	16	2	17	1
Breach of School Acts .....	1		1					
Exercising various callings without license								
Health By-laws, offences against.....								
Highways, offences relating to.....	1		1		17		17	
Non-support of family and neglect of child- ren.....	1			1	5			5
Opium and Drug Acts, offences against.....								
Pharmacy Acts .....								
Profanation of the Lord's Day .....								
Railway Acts, offences against.....	1		1					
Revenue Laws .....								
Seamen's Acts .....								
Threats and abusive language.....					3		2	1
Trespass .....	1	1	1	1	16		16	
Vagrancy.....	2			1	1		1	
Drunkenness.....	12		12		56	2	58	
Indecent exposure.....								
Insulting, obscene and profane language.					6	2	8	
Frequenting bawdy houses.....	8		8					
Loose, idle, disorderly .....					8		8	
Weights and Measures Acts, offences against								
Insanity.....	1			1				
Breach of Sundry Orders in Council under War Measures Act.....					27		27	
Totals .....	131	9	119	1	201	9	199	10

## SESSIONAL PAPER No. 10d

TABLEAU V.—Condamnations sommaires par magistrats de police et autres juges de paix.

PROVINCE D'ONTARIO— <i>Suite.</i>									
SIMCOE.				STORMONT, DUNDAS & GLENGARRY.				Offenses.	
Con- vic- tions. — Con- dam- na- tions.	Sentence.			Con- vic- tions. — Con- dam- na- tions.	Sentence.				
	Op- tion of a fine.	Com- mitted without option.	De- ferred &c.		Op- tion of a fine.	Com- mitted without option.	De- ferred &c.		
M.   F.	Sur option	Empri- sonnés sans option.	Re- mise, etc.	M.   F.	Sur option	Empri- sonnés sans option.	Re- mise, etc.		
18	18							Inf. à la loi des restrict, cond. les aubains	
2	2			2	2			Falsification de substances alimentaires.	
4 3	7			1	1			Voies de fait.	
9	6		3	1				Perturbation de la paix.	
1	1							Port d'armes illegal.	
								Mépris de cour,	
4	2		2	1	1			Cruauté envers les animaux.	
								Perturbation de réunions religieuses et autres.	
4 1	5							Infractions aux lois de classe et de pêche.	
2	2							" défendant le jeu.	
								" d'immigration.	
1			1					Incorrigibilité.	
								Infractions aux lois d'inspection et ventes	
								Larcin,	
2	2							Vol de chiens, oiseaux, etc.	
2	2							" bois, arbres, fruits, etc.	
44 1	35	2	8	13	11	1		1 Infractions aux lois des licences de boissons	
								et de prohibition.	
								Contravention aux lois concernant la vente	
								de boissons aux Sauvages.	
4	4							Dommages malicieux à la propriété.	
1	1							Autres dommages à la propriété.	
10	10							Inf. aux lois conc. les maîtres et serviteurs.	
1	1							Inf. aux lois concernant les méd. et les dent.	
39	2	2	35					" de la milice.	
2	2							Divers délits.	
146	142		4	6	6			Contraventions aux lois municipales.	
1	1							Infractions aux lois des écoles.	
5 1	6							Pratiquant divers états sans licence.	
3	3			5	5			Infractions aux lois sur l'hygiène publique	
43	42		1	4	4			Délits ayant rapport aux chemins publics.	
								Refusant de pourvoir aux besoins de la fa-	
								mille et negligence des enfants.	
								Inf. aux lois concern. l'opium et les drogues.	
								Infract. lois concern. les pharmaciens.	
1	1							Profanation du dimanche.	
1			1					Infractions aux lois des chemins de fer.	
1	1							Délits contre le revenu de l'Etat.	
								Infractions aux lois maritimes.	
5	5			2	2			Menaces et langage injurieux.	
12 4	16			3	3			Empiètement.	
11 6	8	6	3					Vagabondage.	
97 1	97	1		30	30			Ivresse.	
								Exposition indécente.	
5	5			3	1	4		Langage insultant, obscene, profane.	
								Fréquentant des maisons de désordre.	
16	16			2	1			1 Conduite déréglée.	
								Infractions aux lois des poids et mesures.	
								Aliénation mentale.	
4	2	1	1	8				8 Inf. aux arrêtés du Conseil, touchant l'Acte	
								des mesres de guerre.	
500 18	447	12	59	78	3	70	1	10	Totaux

TABLE V.—Summary convictions by police magistrates and other justices.

Offences.	PROVINCE OF ONTARIO—Continued.									
	SUDBURY.					TEMISKAMING.				
	Con- vic- tions. — Con- dam- na- tions.	Sentence.			Con- vic- tions. — Con- dam- na- tions.	Sentence.				
		Op- tion of a fine.	Com- mitted without option.	De- ferred &c.		Op- tion of a fine.	Com- mitted without option.	De- ferred &c.		
Sur option	Empri- sonnés sans option.	Re- mise, etc.	Sur option	Empri- sonnés sans option.	Re- mise, etc.					
M. F.				M. F.						
Alien Registration Act, offences against....	84	...	74	2	8	98	...	97	1	...
Adulteration of food.....	71	5	69	1	6	45	2	48	...	...
Assaults.....	12	...	12	...	...	4	...	4	...	...
Breach of peace.....	5	...	5	...	...	2	...	2	...	...
Carrying fire-arms and unlawful weapons...	2	...	2	...	...	3	...	3	...	...
Contempt of court.....	2	...	2	...	...	3	...	3	...	...
Cruelty to animals.....	31	...	31	...	...	1	...	1	...	...
Disturbing religious and like meetings.....	29	...	29	...	...	54	...	54	...	...
Fishery and game Acts, offences against.....	...	...	...	...	...	...	...	...	...	...
Gambling Acts, offences against.....	...	...	...	...	...	...	...	...	...	...
Immigration Acts, ".....	...	...	...	...	...	1	...	...	1	...
Incorrigibility.....	...	...	...	...	...	...	...	...	...	...
Inspection and Sales Acts, offences against.....	...	...	...	...	...	...	...	...	...	...
Larceny.....	...	...	...	...	...	...	...	...	...	...
" of dogs, birds, etc.....	...	...	...	...	...	2	...	...	2	...
" of timber, trees, fruits, etc.....	160	18	166	11	1	142	6	148	...	...
Liquor License and Prohibition, Acts, offences against.....	2	...	2	...	...	...	...	...	...	...
Violation of Indian liquor law.....	3	...	3	...	...	13	...	13	...	...
Malicious injury to property.....	...	...	...	...	...	10	...	10	...	...
Other damage to property.....	29	...	12	1	16	14	...	1	...	13
Masters and Servant's Acts, offences against.....	1	...	1	...	...	...	...	...	...	...
Medical and Dentistry Acts, ".....	118	10	127	...	1	54	1	54	...	1
Militia Acts, offences against.....	2	...	2	...	...	4	...	4	...	...
Miscellaneous minor offences.....	1	...	1	...	...	16	...	16	...	...
Municipal Acts and By-laws, breaches of.....	16	...	16	...	...	26	...	26	...	...
Breach of School Acts.....	67	3	70	...	...	29	...	29	...	...
Exercising various callings without license.....	2	2	...	...	4	2	1	...	...	3
Health By-laws, offence against.....	...	...	...	...	...	...	...	...	...	...
Highways, offences relating to.....	...	...	...	...	...	...	...	...	...	...
Non support of family and neglect of children.....	...	...	...	...	...	...	...	...	...	...
Opium and drug Acts, offences against.....	...	...	...	...	...	...	...	...	...	...
Pharmacy Acts, offences against.....	2	...	1	...	1	3	...	3	...	...
Profanation of the Lord's day.....	6	...	5	...	1	32	...	22	...	...
Railway Acts, offences against.....	6	1	3	...	4	3	...	3	...	...
Revenue Laws, ".....	6	...	6	...	...	4	...	4	...	...
Seamen's Acts, ".....	6	9	4	4	7	4	2	4	2	1
Threats and abusive language.....	240	2	140	...	2	208	...	208	...	...
Trespass.....	3	...	3	...	...	3	...	1	...	2
Vagrancy.....	...	1	1	...	...	7	...	6	...	1
Drunkness.....	...	...	...	...	...	1	...	1	...	...
Indecent exposure.....	75	1	74	...	2	12	...	11	...	1
Insulting, obscene profane language.....	...	...	...	...	...	1	...	1	...	...
Frequenting bawdy houses.....	...	...	...	...	...	6	3	...	...	9
Loose, idle, disorderly.....	51	...	46	4	1	43	1	44	...	...
Weights and Measures Act, offences against.....	...	...	...	...	...	...	...	...	...	...
Insanity.....	...	...	...	...	...	...	...	...	...	...
Breach of sundry Orders in Council under War Measures Acts.....	...	...	...	...	...	...	...	...	...	...
Totals.....	1030	52	1,004	24	54	851	18	830	7	32





TABLE V.—Summary convictions by police magistrates and other justices.

Offences.	PROVINCE OF ONTARIO—Continued.									
	WATERLOO.					WELLAND.				
	Con- vic- tions. — Con- dam- na- tions.	Sentence.			Con- vic- tions. — Con- dam- na- tions.	Sentence.			De- ferred &c.	De- ferred &c.
		Op- tion of a fine.	Com- mitted without option.	De- ferred &c.		Op- tion of a fine.	Com- mitted without option.	De- ferred &c.		
M.	F.				M.	F.				
Alien Restrictions Act, offences against	21		21		340		340			
Adulteration of food	16	2	17		5		5			
Assaults	3		3		7	1	8			
Breach of peace	2		2							
Carrying fire-arms and unlawful weapons					1			1		
Contempt of court	3		3		14	1	14		1	
Cruelty to animals										
Disturbing religious and like meetings	2		2		16		16			
Fishery and Game Acts, offences against	4				33		23		10	
Gambling Acts					7	5	12			
Immigration Acts										
Incorrigibility										
Inspection and Sales Acts, offences against	3				3					
Larceny										
" of dogs, birds, &c.										
" of timber, trees, fruits, &c.	33		23		571	16	552	3	32	
Liquor License and Prohibition Acts, offences against										
Violation of Indian liquor law										
Malicious injury to property	12		12		16		16			
Other damage to property					5		4		1	
Master's and Servant's Acts, offences against					2		2			
Medical and Dentistry Acts, offences against	71		51		20	59	14	5	40	
Militia Acts	1		1		8		6		2	
Miscellaneous minor offences	214	6	217		3	171	11	182		
Municipal Acts and By-laws, breaches of	1	2			3	3	1		2	
Breach of School Acts	1				1	7	7			
Exercising various callings without license	1		1		2		2			
Health By-laws, offences against	442	7	449		193	2	195			
Highways, offences relating to	11	3	1		13	3			3	
Non-support of family and neglect of children										
Opium and Drug Act, offences against					41		41			
Pharmacy Acts, offences against										
Profanation of the Lord's Day	4		4		99	2	101			
Railway Acts, offences against					32		32			
Revenue Laws	2		2							
Seamen's Acts										
Threats and abusive language	1				10	1	10		1	
Trespass	35	3	36		81	11	87	2	3	
Vagrancy	11	1	5	4	32	16	25	11	12	
Drunkenness	76		76		546	18	563	1		
Indecent exposure					1		1			
Insulting, obscene and profane language	11		11		6	2	8			
Frequenting bawdy houses	14	1	15		2	1	3			
Loose, idle, disorderly	19		18	1	34	1	35			
Weights and Measure Acts, offences against	2		2		2		2			
Insanity					1				1	
Breach of sundry Orders in Council under War Measures Act	6	1	7		94		82	6	6	
Totals	1022	26	989	5	542440	92	2389	29	114	

## SESSIONAL PAPER No. 10d

TABLEAU V.—Condamnations sommaires par magistrats de police et autres juges de paix.

PROVINCE D'ONTARIO—Suite.										
WELLINGTON.					WENTWORTH.					
		Sentence.					Sentence.			Offenses.
Con- vic- tions.		Op- tion of a fine.	Com- mitted without option.	De- ferred &c.	Con- vic- tions.		Op- tion of a fine.	Com- mitted without option.	De- ferred &c.	
Con- dan- na- tions.		Sur option	Em- p- sonnés sans option.	Re- mise, etc.	Con- dan- na- tions.		Sur option	Em- p- sonnés sans option.	Re- mise, etc.	
M.	F.				M.	F.				
6	...		6	...	247	1	247	1	...	Inf. à la loi des restrict. conc. les aubains.
3	...		3	...	1	1	2	...	...	Falsification de substances alimentaires.
2	...		2	...	73	9	59	6	17	Voies de fait.
2	...		2	...						Perturbation de la paix.
					10		5	4	1	Port d'armes illégal.
										Mépris de cour.
2	...	2			30		30			Cruauté envers les animaux.
										Perturbation de réunions religieuses et autres.
					13		9		4	Infractions aux lois de chasse et de pêche.
22	...	22			133		133			" défendant le jeu.
										" d'immigration.
					3	4	1		6	Incorrigibilité.
					1		1			Iniractions aux lois d'inspection et ventes.
										Larcin.
4	2	6			1		1			" de chiens, oiseaux, etc.
16	1	15	1	1	293	11	260	21	23	" bois, arbres, fruits, etc.
										Infractions aux lois des licences de boissons et de prohibition.
										Contravention aux lois concernant la vente de boissons aux Sauvages.
					37	2	34		5	Dommages malicieux à la propriété.
					1		1			Autres dommages à la propriété.
1	...	1			20		19		1	Inf. aux lois conc. les maitres et serviteurs.
					1		1			Inf. aux lois concernant les méd. et les dent.
25	...	25			56		7	31	18	" de la milice.
					4	1	3		2	Divers délits.
52	...	52			321	22	329		14	Contraventions aux lois municipales.
					28	7	30		5	Infractions aux lois des écoles.
2	...	2								Pratiquant divers états sans licence.
4	3	7			2		2			Infractions aux lois sur l'hygiène publique.
63	...	63			433	13	446			Délits ayant rapport aux chemins- publics.
1	...			1	15	6	2		19	Refusant de pourvoir aux besoins de la famille et négligence des enfants.
1	...	1			2			1	1	Inf. aux lois concern. l'opium et les drogues.
					1		1			Infract. aux lois concern. les pharmaciens.
					13		10		3	Profanation du dimanche.
7	...	7			6		6			Infractions aux lois des chemins de fer.
					3		3			Délits contre le revenu de l'Etat.
										Infractions aux lois maritimes.
2	1	3			4	1	3		2	Menaces et langage injurieux.
80	4	84			66		59		7	Empiètement.
4	...	2	1	1	38	26	17	25	22	Vagabondage.
74	...	74			363	6	364		5	Ivresse.
1	...	1			2		1	1		Exposition indécente.
1	...	1			6	3	9			Langage insultant, obscène, profane.
					8		8			Fréquentant des maisons de désordre.
22	1	23			116	1	111		6	Conduite déréglée.
										Infractions aux lois des poids et mesures.
					20	3			23	Aliénation mentale.
7	...	6	1		41	1	41		1	Inf. aux arrêtés du Conseil, touchant l'Acte des mesures de guerre.
404	12	410	3	3	2412	118	2255	90	185	Totaux.

TABLE V.—Summary convictions by police magistrates and other justices.

Offences.	PROVINCE OF ONTARIO— <i>Concluded.</i>									
	PROVINCE D'ONTARIO— <i>Fin.</i>									
	YORK.					TOTALS OF ONTARIO.				
						TOTALS D'ONTARIO.				
			Sentence.					Sentence.		
	Con- vic- tions.	Con- dam- na- tions.	Op- tion of a fine.	Com- mitted without option.	De- ferred &c.	Con- vic- tions.	Con- dam- na- tions.	Op- tion of a fine.	Com- mitted without option.	De- ferred &c.
	M.	F.	Sur option	Empri- sonnés sans option.	Re- mise, etc.	M.	F.	Sur option	Empri- sonnés sans option.	Re- mise, etc.
Alien Restrictions Act, offences against....	39	...	35	4	...	1463	3	1,414	27	25
Adulteration of food .....	24	...	24	...	73	73	1	74	...	...
Assaults .....	179	37	100	5	111	822	96	726	18	174
Breach of peace .....	1	...	...	...	1	89	3	77	...	15
Carrying fire-arms and unlawful weapons...	33	...	24	...	11	95	...	72	8	15
Contempt of court .....	5	2	1	1	5	8	3	3	3	5
Cruelty to animals .....	477	4	331	...	156	619	9	470	...	158
Disturbing religious and like meetings....	...	...	...	...	...	8	...	6	...	2
Fishery and Game Acts, offences against...	4	...	4	...	188	1	181	...	5	5
Gambling Acts " " .....	1119	...	1,111	...	8	1675	...	1,648	1	26
Immigration Acts " " .....	19	...	15	...	4	43	7	41	...	9
Incorrigibility .....	8	5	...	2	11	20	15	1	3	31
Inspection and Sales Acts, offences against.	...	...	...	...	...	3	...	2	...	1
Larceny .....	...	...	...	...	...	12	...	7	...	5
" of dogs, birds, &c. ....	...	...	...	...	...	7	2	...	...	...
" of timber, trees, fruits, &c. ....	...	...	...	...	...	16	2	16	...	2
Liquor License and Prohibition Acts, offences against.	759	46	783	18	4	3253	142	3,129	117	149
Violation of Indian liquor law. ....	...	...	...	...	...	15	...	15	...	...
Malicious injury to property .....	117	1	60	1	57	313	9	244	1	77
Other damage to property .....	...	...	...	...	...	15	2	17	...	...
Master's and Servant's Acts, offences against	10	1	11	...	...	114	5	113	...	6
Medical and Dentistry Acts " " .....	1	...	...	...	...	5	...	5	...	...
Militia Acts " " .....	431	...	110	258	63	1893	1	888	390	616
Miscellaneous minor offences .....	23	2	21	2	4	93	5	80	3	15
Municipal Acts and By-laws, breaches of...	2437	134	1,444	...	1,127	5877	259	4,915	...	1,221
Breach of School Acts .....	317	179	75	18	403	381	194	130	18	427
Exercising various callings without license	259	8	50	...	217	356	10	146	...	220
Health By-laws, offences against .....	115	6	86	...	35	265	16	242	...	39
Highways, offences relating to .....	6094	186	4,133	...	2,147	11,834	322	10,005	...	2,201
Non-support of family and neglect of children.	86	48	9	21	104	264	133	21	24	352
Opium and Drug Act, offences against .....	82	6	69	15	4	153	6	134	19	6
Pharmacy Acts, offences against .....	1	...	1	...	...	5	...	5	...	...
Profanation of the Lord's Day .....	294	24	241	1	76	581	40	539	1	81
Railway Acts, offences against .....	2	...	2	...	...	320	1	290	1	30
Revenue Laws " " .....	39	1	27	...	13	140	9	127	4	18
Seamen's Acts " " .....	...	...	...	...	...	...	...	...	...	...
Threats and abusive language .....	11	1	5	1	6	102	21	96	2	25
Trespass .....	469	7	136	1	289	1022	38	721	4	335
Vagrancy .....	449	132	129	98	354	872	284	283	340	533
Drunkenness .....	2706	154	2,778	...	82	7696	236	7,818	11	103
Indecent exposure .....	22	1	18	1	4	56	3	43	10	6
Insulting, obscene and profane language..	9	4	5	...	8	167	43	194	...	16
Frequenting bawdy houses .....	206	59	251	4	10	356	67	406	5	12
Loose, idle, disorderly .....	973	15	499	5	484	1784	43	1,237	8	582
Weights and Measures Acts, offences against	25	...	22	...	3	35	1	33	...	3
Insanity .....	50	8	...	...	58	137	37	...	...	174
Breach of sundry Orders in Council under War Measures Act.	171	5	118	5	53	1065	21	908	28	150
Totals .....	18,070	1076	12,779	461	5,906	44,360	2,038	37,532	1,046	7,870



## SESSIONAL PAPER No. 10d

TABLEAU V.—Condamnations sommaires par magistrats de police et autres juges de paix.

PROVINCE OF MANITOBA.								Offenses.
PROVINCE DU MANITOBA.								
DAUPHIN.				CENTRAL—CENTRE.				
Con- vic- tions. — Con- dam- na- tions.	Sentence.			Con- vic- tions. — Con- dam- na- tions.	Sentence.			
	Op- tion of a fine. — Sur option	Com- mitted without option. — Empri- sonnés sans option.	De- ferred &c. — Re- mise, etc.		Op- tion of a fine. — Sur option	Com- mitted without option. — Empri- sonnés sans option.	De- ferred &c. — Re- mise, etc.	
M.   F.				M.   F.				
1	1			1	1			Inf. à la loi des restrict. conc. les aubains,
				13	4	16	1	Falsification de substances alimentaires.
								Voies de fait.
								Perturbation de la paix.
								Port d'armes illégal.
								Mépris de cour.
								Cruauté envers les animaux.
4	4			5	5			Perturbation de réunions religieuses et autres.
1	1							Infractions aux lois de chasse et de pêche.
								" défendant le jeu.
				2		1	1	d'immigration.
								Incorrigibilité.
								Infractions aux lois d'inspection et ventes.
								Larcin.
								" de chiens, oiseaux, etc.
								" bois, arbres, fruits, etc.
3	3			13	13			Infractions aux lois des licences de boissons
								et de prohibition.
				1	1			Contravention aux lois concernant la vente
								de boissons aux Sauvages.
								Domnages malicieux à la propriété.
				25	23			Autres dommages à la propriété.
							2	Inf. aux lois conc. les maîtres et serviteurs.
92	51	41		12	3		9	Inf. aux lois concernant les ind. et les dent.
3	3	1		4	4			" de la milice.
21	21			22	4	23	3	Divers délits.
								Contraventions aux lois municipales.
								Infractions aux lois des écoles.
								Pratiquant divers états sans licence.
				1	1			Infractions aux lois sur l'hygiène publique.
3	3			42	1	43		Délits ayant rapport aux chemins publics.
				3	1	2	2	Refusant de pourvoir aux besoins de la fa-
								mille et négligence des enfants.
								Inf. aux lois concern. l'opium et les drogues.
								Infract. aux lois concern. les pharmaciens.
								Profanation du dimanche.
								Infractions aux lois des chemins de fer.
								Délits contre le revenu de l'Etat.
								Infractions aux lois maritimes.
				1	1			Menaces et langage injurieux.
				4	3	4	3	Empiètement.
3	3			35		34	1	Vagabondage.
								Ivresse.
								Exposition indécente.
								Langage insultant, obscène, profane.
								Fréquentant des maisons de désordre.
7	7							Conduite déréglée.
2			2					Infractions aux lois des poids et mesures.
				3			3	Aliénation mentale.
18	9	9	11	11				Inf. aux arrêtés du Conseil touchant l'Acte
								des mesures de guerre.
158	1	106	53	198	13	181	7	23
								Totaux.

TABLE V.—Summary convictions by police magistrates and other justices.

Offences.	PROVINCE OF MANITOBA—Concluded.									
	EASTERN—EST.						NORTHERN—NORD.			
	Con- vic- tions. — Con- dam- na- tions.	Sentence.			Con- vic- tions. — Con- dam- na- tions.	Sentence.				
		Op- tion of a fine. — Sur option	Com- mitted without option. — Empri- sonnés sans option.	De- ferred &c. — Re- mise, etc.		Op- tion of a fine. — Sur option	Com- mitted without option. — Empri- sonnés sans option.	De- ferred &c. — Re- mise, etc.		
M.   F.					M.   F.					
Alien Registration Act, offences against.....	3		3							
Adulteration of food.....	100	33	108	3	22	2	1	1		
Assaults .....	23		11	6	6					
Breach of peace.....	2	3		5						
Carrying fire-arms and unlawful weapons...	9		7	2						
Contempt of court .....										
Cruelty to animals .....	1		1							
Disturbing religious and like meetings.....	200		198	2						
Fishery and Game Acts, offences against...	5	2	5	2						
Gambling Acts " "	19	19		38						
Immigration Acts " "	2		2							
Incorrigibility.....										
Inspection and Sales Acts, offences against.	119	18	97	40	4	1	2	1		
Larceny.....										
" of dogs, birds, &c. ....										
" of timber, trees, fruits, &c. ....										
Liquor License and Prohibition Acts, offences against.										
Violation of Indian liquor law.....										
Malicious injury to property.....	60		4	56	2	2				
Other damage to property .....	14		13	1						
Master's and Servant's Acts, offences against	33	3	33	1	1	1				
Medical and Dentistry Acts, offences against	1		1		1	1				
Militia Acts " "	182		19	31	82	1	1			
Miscellaneous minor offences.....	12	2	8	1	5	1				1
Municipal Acts and By-laws, breaches of...	952	71	859	1	163	6	6			
Breach of School Acts.....	15	6		21						
Exercising various callings without license										
Health By-laws, offences against.....	70	5	72	2	1					
Highways, offences relating to .....	2487	41	2,117	1	410	1	1			
Non-support of family and neglect of children.	58	16	40		34	1	1			
Opium and Drug Act, offences against.....	25	4	20	8	1					
Pharmacy Acts, offences against .....										
Profanation of the Lord's Day.....	104	5	108		1	1	1			
Railway Acts, offences against.....										
Revenue Laws, " "	27		27							
Seamen's Acts " "										
Threats and abusive language.....	19	4	14		9					
Trespass.....	53	4	7	1	49	1	1			
Vagrancy .....	35	28	2	48	13					
Drunkenness.....	919	106	861	61	103	2	2			
Indecent exposure.....	8	2	7	1	2					
Insulting, obscene and profane language..	6	2	7		1	1	1	2		
Frequenting bawdy houses.....	35	3	36	1	1					
Loose, idle, disorderly..	265	10	189	10	76					
Weights and Measures Acts, offences against	1	2	3							
Insanity.....	7				7					
Breach of Sundry Orders in Council under War Measures Act.	26	5	21	1	9	1	1			
Totals .....	5847	394	4,902	218	1,121	26	1	22	3	2

## SESSIONAL PAPER No. 10d

TABLEAU V.—Condamnations sommaires par magistrats de police et autres juges de paix.

PROVINCE DU MANITOBA—Fin.										
SOUTHERN—SUD.					WESTERN—OUEST.					
Con- vic- tions. — Con- dam- na- tions.  M.   F.		Sentence.			Con- vic- tions. — Con- dam- na- tions.  M.   F.		Sentence.			Offenses.
		Op- tion of a fine. — Sur option	Com- mitted without option. — Empri- sonnés sans option.	De- ferred &c. — Re- mise, etc.			Op- tion of a fine. — Sur option	Com- mitted without option. — Empri- sonné sans option.	De- ferred &c. — Re- mise, etc.	
2	2				57	57				Inf. à la loi des. restrict. conc. les aubains.
					2	1	1			Falsification de substances alimentaires.
					10				10	Voies de fait.
					24	2			22	Perturbation de la paix.
										Port d'armes illégal.
										Mépris de cour.
										Cruauté envers les animaux.
										Perturbation de réunions religieuses et autres.
					12	12				Infractions aux lois des pêcheries et de chasse.
2	2				1	1				" défendant le jeu.
					1		1			" d'immigration.
										Incorrigibilité.
										Infractions aux lois d'inspection et ventes.
										Larcin.
										" de chiens oiseaux, etc.
5	5				63	4	66	1		" bois, arbres, fruits, etc.
										Infractions aux lois de licences de boissons
										et de prohibition.
										Contravention aux lois concernant la vente
					7				7	de boissons aux Sauvages.
										Domages malicieux à la propriété.
2	2				20	19			1	Autres dommages à la propriété.
										Inf. aux lois conc. maîtres et serviteurs.
2	1		1		13	11			2	Inf. aux lois concernant la méd. et les dent.
					16				16	" de la milice.
1	1				96	10	99	2	5	Divers petits délits.
					5	2	2		5	Contraventions aux lois municipales.
										Infractions aux lois des écoles.
					3	2	5			Pratiquant divers états sans licence.
					125		123		2	Infractions aux lois sur l'hygiène publique.
					3		1		2	Délits ayant rapport aux chemins publics.
										Refusant de pourvoir aux besoins de la fa-
					23	23				mille et négligence des enfants.
										Inf. aux lois concern. l'opium et les drogues.
										Infract. aux lois concern. les pharmaciens.
										Profanation du dimanche.
					2	2				Infractions aux lois des chemins de fer.
										Délits contre le revenu de l'Etat.
					3	2		1		Infractions aux lois maritimes.
					2	2				Menaces et langage injurieux.
					11	6	7	7	3	Empiètement.
2	2				56	56				Vagabondage.
										Ivresse.
					6	6				Exposition indécente.
										Langage insultant, obscène, profane.
					9	9				Fréquentant des maisons de désordre.
										Conduite déréglée.
2			2		23	9			32	Infractions aux lois des poids et mesures.
					16	16				Aliénation mentale.
										Inf. aux arrêtés du Conseil touchant l'Acte
										des mesures de guerre.
18	15		3	609	33	522	13	107		Totaux.

TABLE V.—Summary convictions by police magistrates and other justices.

Offences.	PROVINCE OF SASKATCHEWAN.									
	BATTLEFORD.							CANNINGTON.		
	Con- vic- tions. — Con- dam- na- tions.		Sentence.			Con- vic- tions. — Con- dam- na- tions.		Sentence.		
			Op- tion of a fine. — Sur option	Com- mitted without option. — Emprison- nés sans option.	De- ferred &c. — Re- mise, etc.			Op- tion of a fine. — Sur option	Com- mitted without option. — Emprison- nés sans option.	De- ferred &c. — Re- mise, etc.
M.	F.				M.	F.				
Alien Restrictions Act, offences against...	37	...	37	.....	.....	6	...	6	.....	.....
Adulteration of food .....	51	1	50	.....	1	1	1	.....	1	.....
Assaults.....	.....	.....	.....	.....	.....	.....	11	.....	11	.....
Breach of peace.....	1	.....	1	.....	.....	.....	.....	.....	.....	.....
Carrying fire-arms and unlawful weapons...	3	.....	3	.....	.....	.....	.....	.....	.....	.....
Contempt of court.....	9	.....	9	.....	.....	.....	2	.....	2	.....
Cruelty to animals.....	.....	.....	.....	.....	.....	.....	.....	.....	.....	.....
Disturbing religious and like meetings .....	.....	.....	.....	.....	.....	.....	.....	.....	.....	.....
Fishery and Game Acts, offences against...	9	.....	9	.....	.....	.....	3	.....	3	.....
Gambling Acts, " .....	1	.....	1	.....	.....	.....	.....	.....	.....	.....
Immigration Act, " .....	.....	.....	.....	.....	.....	.....	.....	.....	.....	.....
Incorrigibility.....	.....	.....	.....	.....	.....	.....	.....	.....	.....	.....
Inspection and Sales Act, offences against .....	.....	.....	.....	.....	.....	.....	.....	.....	.....	.....
Larceny .....	.....	.....	.....	.....	.....	.....	.....	.....	.....	.....
" of dogs, birds, &c. ....	.....	.....	.....	.....	.....	.....	.....	.....	.....	.....
" of timber, trees, fruits, &c. ....	1	.....	1	.....	.....	.....	.....	.....	.....	.....
Liquor License and Prohibition Acts, offences against .....	4	.....	4	.....	.....	.....	1	.....	1	.....
Violation of Indian liquor law.....	.....	.....	.....	.....	.....	.....	.....	.....	.....	.....
Malicious injury to property.....	4	.....	4	.....	.....	.....	5	.....	5	.....
Other damage to property .....	1	.....	1	.....	.....	.....	.....	.....	.....	.....
Master's and Servant's Acts, offences against .....	28	.....	26	.....	2	4	.....	3	.....	1
Medical and Dentistry Acts, " .....	52	.....	52	.....	.....	6	.....	6	.....	.....
Militia Acts, " .....	2	.....	2	.....	.....	5	.....	3	.....	2
Miscellaneous minor offences .....	73	.....	70	.....	3	19	.....	19	.....	.....
Municipal Acts and By-laws, breaches of .....	11	.....	11	.....	.....	1	.....	1	.....	.....
Breach of School Acts.....	4	.....	4	.....	.....	6	.....	6	.....	.....
Exercising various callings without license .....	5	.....	5	.....	.....	.....	.....	.....	.....	.....
Health By-laws, offences against.....	7	.....	7	.....	.....	1	.....	1	.....	.....
Highways, offences relating to.....	2	.....	.....	1	1	.....	1	.....	.....	.....
Non support of family and neglect of children.....	1	.....	1	.....	.....	.....	.....	.....	.....	.....
Opium and Drug Acts, offences against.....	.....	.....	.....	.....	.....	.....	.....	.....	.....	.....
Pharmacy Acts, offences against.....	.....	.....	.....	.....	.....	.....	.....	.....	.....	.....
Profanation of the Lord's Day.....	.....	.....	.....	.....	.....	.....	.....	.....	.....	.....
Railway Acts, offences against .....	.....	.....	.....	.....	.....	.....	.....	.....	.....	.....
Revenue Laws, " .....	2	.....	2	.....	.....	2	.....	2	.....	.....
Seamen's Acts, " .....	.....	.....	.....	.....	.....	.....	.....	.....	.....	.....
Threats and abusive language.....	3	.....	1	.....	2	.....	.....	.....	.....	.....
Trespass.....	.....	.....	.....	.....	.....	.....	.....	.....	.....	.....
Vagrancy .....	7	3	10	.....	.....	.....	.....	.....	.....	.....
Drunkenness.....	19	1	19	.....	1	.....	.....	.....	.....	.....
Indecent exposure .....	.....	.....	.....	.....	.....	.....	.....	.....	.....	.....
Insulting, obscene and profane language.....	.....	.....	.....	.....	.....	.....	.....	.....	.....	.....
Frequenting bawdy houses .....	.....	.....	.....	.....	.....	.....	.....	.....	.....	.....
Loose, idle, disorderly.....	1	.....	1	.....	.....	.....	.....	.....	.....	.....
Weights and Measures Acts, offences against .....	.....	.....	.....	.....	.....	.....	.....	.....	.....	.....
Insanity .....	10	2	.....	.....	12	3	.....	.....	.....	3
Breach of Sundry Orders in Council under War Measures Act .....	18	.....	17	.....	1	7	.....	7	.....	.....
Totals.....	366	7	348	.....	4	21	83	1	78	6



## SESSIONAL PAPER No. 10d

TABLEAU V.—Condamnations sommaires par magistrats de police et autres juges de paix.

PROVINCE DE SASKATCHEWAN.										
ESTEVAN.					HUMBOLD.					
Con- vic- tions. — Con- dam- na- tions.		Sentence.			Con- vic- tions. — Con- dam- na- tions.		Sentence.			Offenses.
		Op- tion of a fine. — Sur option	Com- mitted without option. — Empri- sonnés sans option.	De- ferred &c. — Re- mise, etc.			Op- tion of a fine. — Sur option	Com- mitted without option. — Empri- sonnés sans option.	De- ferred &c. — Re- mise, etc.	
M.	F.				M.	F.				
73	...	73	...	...	6	...	6	...	...	Inf. à la loi des restrict. conc. les aubains.
29	1	29	1	...	49	1	48	1	1	Falsification de substances alimentaires.
...	...	...	...	...	...	...	...	...	...	Voies de fait.
...	...	...	...	...	...	...	...	...	...	Perturbation de la paix.
...	...	...	...	...	...	...	...	...	...	Port d'armes illégal.
1	...	1	...	...	1	...	1	...	...	Mépris de cour.
...	...	...	...	...	...	...	...	...	...	Cruauté envers les animaux.
3	...	3	...	...	2	...	2	...	...	Perturbation de rénnions religieuses et autres
1	...	1	...	...	...	...	...	...	...	Infractions aux lois de pêche et de chasse.
...	...	...	...	...	...	...	...	...	...	“ défendant le jeu.
...	...	...	...	...	...	...	...	...	...	“ d'immigration.
...	...	...	...	...	...	...	...	...	...	Incorrigibilité.
...	...	...	...	...	...	...	...	...	...	Infractions aux lois d'inspection et ventes.
...	...	...	...	...	...	...	...	...	...	Larcin.
...	...	...	...	...	...	...	...	...	...	“ de chiens, oiseaux, etc.
18	...	17	1	...	1	...	1	...	...	“ bois arbres, fruits, etc.
...	...	...	...	...	...	...	...	...	...	Infractions aux lois des licences des boissons
...	...	...	...	...	2	...	2	...	...	et de prohibition.
...	...	...	...	...	...	...	...	...	...	Contravention aux lois concernant la vente
...	...	...	...	...	...	...	...	...	...	de boissons aux Sauvages.
...	...	...	...	...	...	...	...	...	...	Dommages malicieux à la propriété.
...	...	...	...	...	1	...	1	...	...	Autres dominages à la propriété.
...	...	...	...	...	...	...	...	...	...	Inf. aux lois conc. les maîtres et serviteurs.
2	...	2	...	...	5	...	5	...	...	Inf. aux lois concernant les ind. et les dent.
...	...	...	...	...	2	...	2	...	...	“ de la milice.
9	...	9	...	...	14	...	14	...	...	Divers petit délits.
...	...	...	...	...	27	1	28	...	...	Contraventions aux lois municipales.
...	...	...	...	...	3	...	3	...	...	Infractions aux lois des écoles.
...	...	...	...	...	1	...	1	...	...	Pratiquant divers états sans licence.
...	...	...	...	...	...	...	...	...	...	Infractions aux lois sur l'hygiène publique.
...	...	...	...	...	...	...	...	...	...	Délits ayant rapport aux chemins publics.
3	...	3	...	...	...	...	...	...	...	Refusant de pourvoir aux besoins de la fa-
...	...	...	...	...	...	...	...	...	...	mille et négligence des enfants.
2	...	2	...	...	...	...	...	...	...	Inf. aux lois concern. l'opium et les drogues.
...	...	...	...	...	...	...	...	...	...	Infractions aux lois concern. les pharmaciens.
4	...	4	...	...	...	...	...	...	...	Profanation du dimanche.
1	...	1	...	...	...	...	...	...	...	Infractions aux lois des chemins de fer.
...	...	...	...	...	...	...	...	...	...	Délits contre le revenu de l'Etat.
16	1	11	6	...	1	...	1	...	...	Infractions aux lois maritimes.
12	...	12	...	...	4	...	4	...	...	Menaces et langage injurieux.
...	1	1	...	...	...	...	...	...	...	Empiètement.
3	...	3	...	...	...	...	...	...	...	Vagabondage.
...	...	...	...	...	...	...	...	...	...	Ivresse.
17	3	20	...	...	...	...	...	...	...	Exposition indécente.
...	...	...	...	...	...	...	...	...	...	Langage insultant, obscène, profane.
...	...	...	...	...	...	...	...	...	...	Fréquentant des maisons de désordre.
...	...	...	...	...	...	...	...	...	...	Conduite déréglée.
...	...	...	...	...	...	...	...	...	...	Infractions aux lois des poids et mesures.
...	...	...	...	...	1	...	1	...	...	Aliénation mentale.
24	...	24	...	...	1	...	1	...	...	Inf. aux arrêtés du Conseil touchant l'Acte
...	...	...	...	...	...	...	...	...	...	des mesures de guerre.
218	6	216	8	...	121	2	119	2	2	Totaux.

TABLE V.—Summary convictions by police magistrates and other justices.

Offence.	PROVINCE OF SASKATCHEWAN—Continued.									
	KERR ROBERT.					KINDERSLEY.				
	Con- vic- tions. — Con- dam- na- tions.	Sentence.			Con- vic- tions. — Con- dam- na- tions.	Sentence.			Con- vic- tions. — Con- dam- na- tions.	De- ferred &c. — Re- mise, etc.
		Op- tion of a fine. — Sur option	Com- mitted without option. — Emprison- nés sans option.	De- ferred &c. — Re- mise, etc.		Op- tion of a fine. — Sur option	Com- mitted without option. — Emprison- nés sans option.	De- ferred &c. — Re- mise, etc.		
		M.	F.			M.	F.			
Alien restrictions Act, off, against.....	13		13		7		7			
Adulteration of food .....	13		13		2		2			
Assaults.....	1		1		3		3			
Breach of peace .....										
Carrying fire-arms and unlawful weapons.....										
Contempt of Court.....										
Cruelty to animals.....										
Disturbing religious and like meetings.....										
Fishery and game Acts, offences against.....										
Gambling Acts, offences against.....										
Immigration Acts, offences against.....										
Incorrigibility.....										
Inspection and Sales Acts, offences against.....										
Larceny.....										
" of dogs, bird, etc.....										
" of timber, trees, fruits, etc.....										
Liquor License and prohibition Acts, offences against.....	9		9		4		4			
Violation of Indian liquor law.....										
Malicious injury to property.....	1		1							
Other damage to property.....										
Master's and Servant's Acts, offences against.....	6		6		4		4			
Medical and Dentistry Acts, offences against.....										
Militia Acts, offences against.....	14		13	1						
Miscellaneous minor offences.....	12		12		8		8			
Municipal Acts and By-laws, breaches of.....	38	1	39		10		10			
Breach of School Acts.....	9		9		1		1			1
Exercising various callings without license.....	3		3		2		2			
Health By-laws, offences against.....										
Highways, offences relating to.....	13		13		2		2			
Non support of family and neglect of children.....		2			2					
Opium and drug Act, offences against.....										
Pharmacy Acts, offences against.....										
Profanation of the Lord's Day.....										
Railway Acts, offences against.....										
Revenue Laws .....										
Seamen's Acts .....										
Threats and abusive language.....										
Trespass.....										
Vagrancy.....	2	1	3		5		5			
Drunkenness .....	5		4	1						
Indecent exposure.....										
Insulting, obscene and profane language.....	1		1							
Frequenting bawdy houses.....	1		1							
Loose, idle, disorderly.....	2		2							
Weights and Measures Acts, offences against.....										
Insanity.....	2			2	1					1
Breach of Sundry Orders in Council under War Measures Act.....	14		6	8	4		4			
Totals .....	159	4	149	14	53		51			2



TABLE V.—Summary convictions by police magistrates and other justices.

Offences.	PROVINCE OF SASKATCHEWAN—Continued.									
	MOOSOMIN.					PRINCE ALBERT.				
	Con- vic- tions. — Con- dam- na- tions.	Sentence.			Con- vic- tions. — Con- dam- na- tions.	Sentence.			Con- vic- tions. — Con- dam- na- tions.	De- ferred &c. — Re- mise, etc.
		Op- tion of a fine.	Com- mitted without option.	De- ferred &c.		Op- tion of a fine.	Com- mitted without option.	De- ferred &c.		
		Sur option	Emprison- nés sans option.	Re- mise, etc.		Sur option	Emprison- nés sans option.	Re- mise, etc.		
	M.	F.			M.	F.				
Alien Restrictions Act, offences against....	2	...	2	...	51	...	51	...	...	...
Adulteration of food.....	...	...	...	...	...	...	...	...	...	...
Assaults.....	20	...	19	1	36	2	38	...	...	...
Breach of peace.....	1	...	1	...	8	...	8	...	...	...
Carrying fire-arms and unlawful weapons ..	1	...	1	...	5	...	5	...	...	...
Contempt of court.....	...	...	...	...	...	...	...	...	...	...
Cruelty to animals.....	2	...	2	...	1	...	1	...	...	...
Disturbing religious and like meetings.....	...	...	...	1	1	...	1	...	...	...
Fishery and Game Acts, offences against....	8	...	8	...	8	...	8	...	...	...
Gambling Acts, offences against.....	...	...	...	...	...	...	...	...	...	...
Immigration Acts ".....	...	...	...	...	1	...	1	...	...	...
Incorrigibility.....	...	...	...	...	...	...	...	...	...	...
Inspection and Sales Acts, offences against.	...	...	...	...	12	...	3	9	...	...
Larceny.....	...	...	...	...	...	...	...	...	...	...
" of dogs, birds, etc.....	...	...	...	...	...	...	...	...	...	...
" of timber, trees, fruit, etc.....	...	...	...	...	...	...	...	...	...	...
Liquor License and Prohibition Acts, offences against..	4	...	3	1	27	2	24	5	...	...
Violation of Indian liquor law.....	...	...	...	...	4	...	3	1	...	...
Malicious injury to property.....	1	1	2	...	7	...	6	1	...	...
Other damages to property.....	...	...	...	...	...	...	...	...	...	...
Master's and Servant's Acts, offences against	13	...	13	...	14	...	14	...	...	...
Medical and Dentistry Acts ".....	...	...	...	...	...	...	...	...	...	...
Militia Acts, offences against.....	7	...	7	...	69	...	66	2	1	...
Miscellaneous minor offences.....	...	...	...	...	1	...	1	...	...	...
Municipal Acts and By-laws, breaches of...	27	1	28	...	74	1	75	...	...	...
Breach of School Acts.....	34	1	35	...	9	...	9	...	...	...
Exercising various callings without license	2	...	2	...	12	...	12	...	...	...
Health By-laws, offences against.....	1	...	1	...	4	...	4	...	...	...
Highways, offences relating to.....	19	...	19	...	10	...	10	...	...	...
Non-support of family and neglect of children ..	...	...	...	...	9	2	2	1	8	...
Opium and Drug Act, offences against.....	...	...	...	...	4	...	4	...	...	...
Pharmacy Acts, offences against.....	...	...	...	...	...	...	...	...	...	...
Profanation of the Lord's Day.....	...	...	...	...	...	...	...	...	...	...
Railway Acts, offences against.....	...	...	...	...	...	...	...	...	...	...
Revenue Laws ".....	5	...	5	...	...	...	...	...	...	...
Seamen's Acts ".....	...	...	...	...	...	...	...	...	...	...
Threats and abusive language.....	2	...	...	...	2	...	2	...	...	...
Trespass.....	2	...	1	1	2	...	2	...	...	...
Vagrancy.....	5	...	1	4	4	1	...	4	1	...
Drunkenness.....	2	...	2	...	45	4	48	1	...	...
Indecent exposure.....	...	...	...	...	4	...	4	...	...	...
Insulting, obscene and profane language.	...	...	...	...	2	2	4	...	...	...
Frequenting bawdy houses.....	...	...	...	...	1	...	1	...	...	...
Loose, idle, disorderly.....	1	...	1	...	2	...	2	...	...	...
Weights and Measures Acts, offences against	...	...	...	...	...	...	...	...	...	...
Insanity.....	6	1	...	...	7	2	...	...	2	...
Breach of Sundry Orders in Council under War Measures Act..	6	...	6	...	11	...	10	1	...	...
Totals.....	169	4	159	7	7	442	14	419	24	13



## SESSIONAL PAPER No. 10d

TABLEAU V.—Condamnations sommaires par magistrats de police et autres juges de paix.

PROVINCE DE SASKATCHEWAN—Suite.									
REGINA.					SASKATOON.				
Con- vic- tions.	Sentence.				Con- vic- tions.	Sentence.			
	Op- tion of a fine.	Com- mitted without option.	De- ferred &c.			Op- tion of a fine.	Com- mitted without option.	De- ferred &c.	Offenses.
Con- dam- na- tions.	Sur option	Empri- sonnés sans option.	Re- mise, etc.		Con- dam- na- tions.	Sur option	Empri- sonnés sans option.	Re- mise, etc.	
M.   F.					M.   F.				
343 ...	338	1	4		31 ...	29	2		Inf. à la loi des restrict. conc. les anbaïns.
1 ...	1								Falsification de substances alimentaires.
80 8	84	1	3		70 3	69	4		Voies de fait.
1 ...	1				4 ...	3	1		Perturbation de la paix.
8 ...	7	1			4 ...	4			Port d'armes illegal.
1 ...	1								Mépris de cour.
5 ...	5				1 ...	1			Cruauté envers les animaux.
9 ...	9				1 ...	1			Perturbation de réunions religieuses et autres
32 ...	22		10		1 ...	1			Infractions aux lois de chasse et de pêche.
4 ...	3		1						" défendant le jeu.
									" d'immigration.
									Incorrigibilité.
3 ...	3								Infractions aux lois d'inspection et ventes.
1 ...	1								Larcin.
6 ...	6				2 ...	2			" de chiens, oiseaux, etc.
10 ...	10				4 ...	4			" bois, arbres, fruits, etc.
60 ...	41	19			76 4	42	35		3 Infractions aux lois des licences de boissons et de prohibition.
									Contravention aux lois concernant la vente de boissons aux Sauvages.
7 1	5	2	1	3	2 ...	2			1 Domages malicieux à la propriété.
									Autres domages à la propriété.
108 3	110		1	48 1	44				5 Inf. aux lois conc. les maitres et serviteurs.
									Inf. aux lois concernant les méd. et les dent.
141 ...	103	20	18	33 ...	28	3			2 " de la milice.
7 ...	7			5 ...	1				4 Divers délits.
158 3	161			123 4	127				Contraventions aux lois municipales.
48 ...	48			97 8	105				Infractions aux lois des écoles.
8 6	14			14 ...	14				Pratiquant divers états sans licence.
13 1	14			46 ...	46				Infractions aux lois sur l'hygiène publique.
26 1	27			197 2	199				Délits ayant rapport aux chemins publics.
22 3	5		20	11 7	5				13 Refusant de pourvoir aux besoins de la famille et négligence des enfants.
									Inf. aux lois concern. l'opium et les drogues.
13 ...	11	2		3 ...	3				Infractions aux lois concern. les pharmaciens.
2 ...	2								Profanation du dimanche.
8 ...	8			2 ...	2				Infractions aux lois des chemins de fer.
1 1	2								Délits contre le revenu de l'Etat.
7 ...	7								Infractions aux lois maritimes.
									Menaces et langage injurieux.
2 ...	2								Empiètement.
5 1	1		2	1 1	2				6 Vagabondage.
44 26	29	16	25	31 8	23	10			Ivresse.
35 ...	35			119 6	125				Exposition indécente.
1 ...	1			5 ...	3	2			Langage insultant, obscène, profane.
				1 ...	1				Fréquentant des maisons de désordre.
									Conduite déréglée.
8 ...	8			1 ...	1				Infractions aux lois des poids et mesures.
									Aliénation mentale.
27 3			30	9 4					13 Inf. aux arrêtés du Conseil touchant l'Acte des mesures de guerre.
74 ...	72		2	16 ...	12	2			
1329 57	1,207	62	117	960 48	901	59	48		Totaux.

TABLE V.—Summary convictions by police magistrates and other justices.

Offences.	PROVINCE OF SASKATCHEWAN—Continued.									
	SCOTT.					SWIFT CURRENT.				
	Sentence.					Sentence.				
	Con- vic- tions. — Con- dam- na- tions.	Op- tion of a fine. — Sur option	Com- mitted without option. — E. pri- sonnés sans option.	De- ferred &c. — Re- mise, etc.		Con- vic- tions. — Con- dam- na- tions.	Op- tion of a fine. — Sur option	Com- mitted without option. — Empri- sonnés sans option.	De- ferred &c. — Re- mise, etc.	
	M.   F.					M.   F.				
Alien Restriction Act, offences against.....	7		7			6		6		
Adulteration of food .....										
Assaults.....	25		25			79	1	76	3	1
Breach of peace.....	3		1	2		17		17		
Carrying firearms and unlawful weapons....	2		2			7		6		1
Contempt of court.....						2		2		
Cruelty to animals.....	1		1			2		2		
Disturbing religious and like meetings.....										
Fishery and game Acts, offences against....	4		4			4		4		
Gambling Acts, offences against.....	3		3			15		14	1	
Immigration Acts, ".....										
Incorrigibility.....										
Inspection and Sales Act, offences against...						3	1	4		
Larceny.....	2		2							
" of dogs, birds, etc.....	2		2							
" of timber, trees, fruits, etc.....						1		1		
Liquor License and prohibition Acts, of fences against.....	13	1	14			67	1	61	7	
Violation of Indian Liquor law.....	1		1							
Malicious injury to property.....	5		5			10		10		
Other damage to property.....										
Master's and Servant's Act, offences against	2		2			13		12		1
Medical and Dentistry Acts ".....						1		1		
Militia Acts, offences against.....	10		10			3		3		
Miscellaneous minor offences.....						9		9		
Municipal Acts and By-laws, breaches of...	56	1	57			82	1	75		8
Breach of School Acts.....	14		14			17		17		
Exercising various callings without license	6		6			13		13		
Health By-laws, offences against.....						7		6		1
Highways, offences relating to....	5		5			39		38		1
Non support of family and neglect of child- ren.....	1		1			5	2	4		3
Opium and Drug Acts, offences against.....						2		2		
Pharmacy Acts, offences against.....										
Profanation of the Lord's Day.....						1		1		
Railway Acts, offences against.....										
Revenue Laws ".....										
Seamen's Acts ".....	5									
Threats and abusive language.....										
Trespass.....										
Vagrancy.....	5	4	9			33	9	39	3	
Drunkenness.....	24		24			46	1	46	1	
Indecent exposure.....		1	1			1		1		
Insulting, obscene and profane language..	2		2							
Frequenting bawdy houses.....	1		1							
Loose, idle, disorderly.....	1		1			16		16		
Weights and Measures Acts, offences against										
Insanity.....						3				3
Breach of Sundry Orders in Council under War Measures Act.....	6		4	2		12		12		
Totals.....	201	7	204	4		516	16	498	15	19

## SESSIONAL PAPER No. 10d

TABLEAU V.—Condamnations sommaires par magistrats de police et autres juges de paix.

PROVINCE DE SASKATCHEWAN— <i>Suite</i>									
WEYBURN.					WYNARD.				
Con- vic- tions. — Con- dam- na- tions.	Sentence.			Con- vic- tions. — Con- dam- na- tions.	Con- vic- tions. — Con- dam- na- tions.	Sentence.			Offenses.
	Op- tion of a fine. — Sur option	Com- mitted without option. — Empri- sonnés sans option.	De- ferred &c. — Re- mise, etc.			Op- tion of a fine. — Sur option	Com- mitted without option. — Empri- sonnés sans option.	De- ferred &c. — Re- mise, etc.	
M.	F.			M.	F.				
24	1	25		1		1			Inf. à la loi des restrict. conc. les aubains.
34	1	33	1	16		15	1		Falsification de substances alimentaires.
4		4		3		3			Voies de fait.
5		5		3		3			Perturbation de la paix.
4		4							Port d'armes illégal.
									Mépris de cour.
									Cruauté envers les animaux.
									Perturbation de réunions religieuses et autres
1		1		2		2			Infractions aux lois de pêche et de chasse.
5		5							" défendant le jeu.
									" d'immigration.
									Incorrigibilité.
									Infraction aux lois d'inspection et ventes.
1		1		3		3			Larcin.
28		25	5	1		1			" vol. de chiens, oiseaux, etc.
									" " bois, arbres, fruits, etc.
									Infractions aux lois des licences de boissons
									et de prohibition.
3		2	1	1		1			Contravention aux lois concernant la vente
14		13	1	1		1			de boissons aux Sauvages.
23		22	1	11		11			Dommages malicieux à la propriété.
9	1	5							Autres dommages à la propriété.
40		38		2	15	15			Inf. aux lois conc. les maîtres et serviteurs.
13		11		31	1	32			Inf. aux lois concernant les méd. et les dent.
13		13		3		3			" de la milice.
4		4		5		5			Divers petits délits.
12		11	1	6		6			Contraventions aux lois municipales.
				2		1			Infractions aux lois des écoles.
1			1						Pratiquant divers états sans licence.
									Infractions aux lois sur l'hygiène publique.
3		3							Délits ayant rapport aux chemins publics.
4	1	5							Refusant de pourvoir aux besoins de la fa-
									mille et négligence des enfants.
1			1						Inf. aux lois concern. l'opium et les drogues.
									Infract. aux lois concern. les pharmaciens.
									Profanation du dimanche.
3		3							Infractions aux lois des chemins de fer.
4	1	5							Délits contre le revenu de l'Etat.
									Infractions aux lois maritimes.
	1		1						Menace et langage injurieux.
									Empiètement.
10	1	5	5	1	8	8			Vagabondage.
16		16			3	3			Ivresse.
3		3							Exposition indécente.
									Langage insultant, obscène, profane.
									Fréquentant des maisons de désordre.
25		22		3					Conduite déréglée.
3				3					Infractions aux lois des poids et mesures.
20		20							Aliénation mentale.
									Inf. aux arrêtés du Conseil touchant l'Acte
									des mesures de guerre.
322	8	296	16	115	1	114	1	1	Totaux.

TABLE V.—Summary convictions by police magistrates and other justices.

Offences.	PROVINCE OF SASKATCHEWAN— <i>Concluded.</i>							
	PROVINCE DE SASKATCHEWAN— <i>Fin.</i>							
	YORKTON.				Totals of Saskatchewan.			
					Totaux de Saskatchewan.			
	Con- vic- tions. — Com- dam- na- tions.	Sentence.			Con- vic- tions. — Com- dam- na- tions.	Sentence.		
		Op- tion of a fine. — Sur option	Com- mitted without option. — Emprisonnés sans option.	De- ferred &c. — Re- mise, etc.		Op- tion of a fine. — Sur option	Com- mitted without option. — Emprisonnés sans option.	De- ferred &c. — Re- mise, etc.
	M.   F.				M.   F.			
Alien Restrictions Act, offences against....	140 ...	140 .....			791   1	784 .....	4 .....	4 .....
Adulteration of food.....					4 .....	4 .....		
Assaults .....	48   6	53 .....	1 .....		598   25	600 .....	16 .....	7 .....
Breach of peace.....	7 .....	7 .....			65 .....	62 .....	3 .....	
Carrying fire-arms and unlawful weapons...	8 .....	8 .....			47 .....	45 .....	1 .....	1 .....
Contempt of court.....	3   1	4 .....			9   1	10 .....		
Cruelty to animals.....	5 .....	5 .....			36 .....	36 .....		
Disturbing religious and like meetings.....			2 .....		2 .....	2 .....		
Fishery and Game Acts, offences against....	2 .....	2 .....			60 .....	60 .....		
Gambling Acts, offences against.....	2 .....	2 .....			60 .....	49 .....	1 .....	10 .....
Immigration Acts, " ".....	5 .....		5 .....		15 .....	9 .....	5 .....	1 .....
Incorrigibility.....								
Inspection and Sales Acts, offences against.					18   1	10 .....	9 .....	
Larceny.....					3 .....	3 .....		
" of dogs, birds, etc.....	1 .....	1 .....			16 .....	16 .....		
" of timber, trees, fruits, &c.....					15 .....	15 .....		
Liquor License and Prohibition Acts, offences against.	30 .....	30 .....			403   10	315 .....	94 .....	4 .....
Violation of Indian liquor law.....	2 .....	2 .....			9 .....	8 .....	1 .....	
Malicious injury to property.....	6 .....	6 .....			59   3	55 .....	3 .....	4 .....
Other damage to property.....					1 .....	1 .....		
Master's and Servant's Acts, offences against.	12 .....	9 .....	3 .....		301   4	290 .....	2 .....	13 .....
Medical and Dentistry Acts, offences against					1 .....	1 .....		
Militia Acts, offences against.....	15 .....	15 .....			509 .....	422 .....	27 .....	60 .....
Miscellaneous minor offences.....	10 .....	10 .....			70   1	60 .....		11 .....
Municipal Acts and By-laws, breaches of...	63   5	68 .....			867   18	872 .....		13 .....
Breach of School Acts.....	53   2	55 .....			402   14	413 .....		3 .....
Exercising various callings without license	9 .....	9 .....			119   7	126 .....		
Health By-laws, offenses against.....	1 .....	1 .....			90   1	90 .....		1 .....
Highways, offences relating to.....	26 .....	26 .....			415   3	416 .....		2 .....
Non-support of family and neglect of children	1 .....	1 .....			55   17	22 .....	2 .....	48 .....
Opium and Drug Act, offences against.....					41 .....	37 .....	4 .....	
Pharmacy Acts, offences against.....					2 .....	2 .....		
Profanation of the Lord's Day.....	1 .....	1 .....			17 .....	17 .....		
Railway Acts, offences against.....					12   1	13 .....		
Revenue Laws, " ".....	1 .....	1 .....			25   1	26 .....		
Seamen's Acts, " ".....								
Threats and abusive language.....	2 .....	2 .....			12   1	10 .....	1 .....	2 .....
Trespass.....	4   2	6 .....			14   4	15 .....	1 .....	2 .....
Vagrancy.....	12   4	14 .....	2 .....		233   58	170 .....	70 .....	51 .....
Drunkenness.....	4 .....	4 .....			422   12	425 .....	5 .....	4 .....
Indecent exposure.....	3 .....	3 .....			16   2	16 .....	2 .....	
Insulting, obscene and profane language..	3 .....	3 .....			15   2	17 .....		
Frequenting bawdy houses.....					21 .....	21 .....		
Loose, idle disorderly.....	13 .....	13 .....			89   3	89 .....		3 .....
Weights and Measures Acts, offences against								
Insanity.....					79   11			90 .....
Breach of Sundry Orders in Council under War Measures Act.	6 .....	6 .....			297 .....	269 .....	7 .....	21 .....
Totals .....	498   20	507 .....	8 .....		3,633   201	5923 .....	258 .....	355 .....



## SESSIONAL PAPER No. 10d

TABLEAU V.—Condamnations sommaires par magistrats de police et autres juges de paix.

PROVINCE OF ALBERTA.									
PROVINCE D'ALBERTA.									
ATHABASKA.					BASSANO.				
Sentence.					Sentence				
Con- vic- tions. — Con- dam- na- tions.		Op- tion of a fine. — Sur option	Com- mitted without option. — Empri- sonnés sans option.	De- ferred &c. — Re- mise, etc.	Con- vic- tions. — Con- dam- na- tions.		Op- tion of a fine. — Sur option	Com- mitted without option. — Empri- sonnées sans option.	De- ferred &c. — Re- mise, etc.
M.	F.				M.	F.			
63	...	60	1	2	3	...	3	...	Inf. à la loi des restrict. conc. les aubains.
63	...	59	2	2	7	...	6	1	Falsification de substances alimentaires.
6	3	9	...	...	...	...	...	...	Voies de fait.
7	...	7	...	...	...	...	...	...	Perturbation de la paix.
2	...	2	...	...	...	...	...	...	Port d'armes illégal.
2	...	1	...	1	1	...	1	...	Mépris de cour.
19	...	15	3	1	...	...	...	...	Cruauté envers les animaux.
14	...	14	...	...	...	...	...	...	Perturbation de réunions religieuses et autres
1	...	1	...	...	...	...	...	...	Infractions aux lois de chasse et de pêche.
2	...	2	...	...	...	...	...	...	" défendant le jeu.
57	2	56	1	2	...	...	...	...	" d'immigration.
4	...	2	...	2	...	...	...	...	Incorrigibilité.
10	...	3	...	7	3	...	3	...	Infractions aux lois d'inspection et ventes.
30	...	26	...	4	...	...	...	...	Larcin.
55	1	55	...	1	12	...	12	...	" de chiens, oiseaux, etc.
6	1	7	...	...	...	...	...	...	" bois, arbres, fruits, etc.
1	...	1	...	...	3	...	3	...	Infractions aux lois des licences de boissons
2	...	2	...	...	2	...	2	...	et de prohibition.
1	...	1	...	...	7	...	7	...	Contravention aux lois concernant la vente
10	3	11	1	1	1	...	1	...	de boissons aux Sauvages.
20	...	19	...	1	3	...	3	...	Domages malicieux à la propriété.
8	...	8	...	...	...	...	...	...	Autres dommages à la propriété.
2	...	2	...	...	...	...	...	...	Inf. aux lois conc. les maîtres et serviteurs.
4	1	5	...	...	...	...	...	...	Inf. aux lois concernant les méd. et les dent.
2	...	2	...	...	...	...	...	...	" de la milice.
2	...	2	...	...	...	...	...	...	Divers petits délits.
2	...	2	...	...	...	...	...	...	Contraventions aux lois municipales.
2	...	2	...	...	...	...	...	...	Infractions aux lois des écoles.
2	...	2	...	...	...	...	...	...	Pratiquant divers états sans licence.
2	...	2	...	...	...	...	...	...	Infractions aux lois sur l'hygiène publique.
2	...	2	...	...	...	...	...	...	Délits ayant rapport aux chemins publics.
2	...	2	...	...	...	...	...	...	Refusant de pourvoir aux besoins de la fa-
2	...	2	...	...	...	...	...	...	mille et négligence des enfants.
2	...	2	...	...	...	...	...	...	Inf. aux lois concern. l'opium et les drogues.
2	...	2	...	...	...	...	...	...	Infract. aux lois concern. les pharmaciens.
2	...	2	...	...	...	...	...	...	Profanation du dimanche.
2	...	2	...	...	...	...	...	...	Infractions aux lois des chemins de fer.
2	...	2	...	...	...	...	...	...	Délits contre le revenu de l'État.
2	...	2	...	...	...	...	...	...	Infractions aux lois maritimes.
2	...	2	...	...	...	...	...	...	Menaces et langage injurieux.
2	...	2	...	...	...	...	...	...	Empiètement.
2	...	2	...	...	...	...	...	...	Vagabondage.
2	...	2	...	...	...	...	...	...	Ivresse.
2	...	2	...	...	...	...	...	...	Exposition indécente.
2	...	2	...	...	...	...	...	...	Langage insultant, obscène, profane.
2	...	2	...	...	...	...	...	...	Fréquentant des maisons de désordre.
2	...	2	...	...	...	...	...	...	Conduite déréglée.
2	...	2	...	...	...	...	...	...	Infractions aux lois des poids et mesures.
2	...	2	...	...	...	...	...	...	Aliénation mentale.
2	...	2	...	...	...	...	...	...	Inf. aux arrêtés de Conseil touchant l'Acte
2	...	2	...	...	...	...	...	...	des mesures de guerre.
385	14	376	9	24	42	...	41	1	Totaux.

TABLE V.—Summary convictions by police magistrates and other justices.

Offences.	PROVINCE OF ALBERTA—Continued.											
	CALGARY.						EDMONTON.					
	Con- vic- tions. — Con- dam- na- tions.	Sentence.			Con- vic- tions. — Con- dam- na- tions.	Sentence.						
		Op- tion of a fine. — Sur option	Com- mitted without option. — Empri- sonnés sans option.	De- ferred &c. — Re- mise, etc.		Op- tion of a fine. — Sur option	Com- mitted without option. — Empri- sonnés sans option.	De- ferred &c. — Re- mise, etc.				
M.	F.				M.	F.						
Alien Restriction Act, offences against...	76	..	66	9	1	142	..	66	75	1		
Adulteration of food .....	1	..	1	..	..	1	..	1	..	..		
Assaults .....	75	12	80	3	4	47	2	43	5	1		
Breach of peace .....	2	..	2	..	..	10	..	6	4	..		
Carrying fire-arms and unlawful weapons...	8	1	7	1	1	5	..	3	2	..		
Contempt of Court .....	..	..	..	..	..	1	..	1	..	..		
Cruelty to animals .....	14	..	14	..	..	7	..	6	1	..		
Disturbing religious and like meetings.....	..	..	..	..	..	..	..	..	..	..		
Fishery and game Acts, offences against...	13	..	13	..	..	23	..	21	..	2		
Gambling Acts, offences against.....	201	1	202	..	..	28	..	9	19	..		
Immigration Act, " .....	..	..	..	..	..	2	..	..	2	..		
Incorrigibility.....	..	..	..	..	..	..	..	..	..	..		
Inspection and sales Acts, offences against..	8	..	7	1	..	..	..	..	..	..		
Larceny .....	2	..	2	..	..	1	..	..	..	1		
" of dogs birds, etc. ....	..	..	..	..	..	..	..	..	..	..		
" of timber, trees, fruits, etc. ....	..	..	..	..	..	..	..	..	..	..		
Liquor License and prohibition Acts, offences against.	224	14	197	37	4	195	6	101	100	..		
Violation of Indian liquor law. ....	18	2	15	5	..	5	1	..	6	..		
Malicious injury to property .....	12	..	11	1	..	7	..	6	1	..		
Other damage to property.....	..	..	..	..	..	..	..	..	..	..		
Master's and Servant's Acts, offences against	110	2	95	..	17	39	1	40	..	..		
Medical and Dentistry Acts, " .....	..	..	..	..	..	10	1	5	6	..		
Militia Acts, offences against.....	132	1	106	26	1	86	..	11	73	2		
Miscellaneous minor offences.....	3	1	..	..	4	..	..	..	..	..		
Municipal Acts, and by-laws, breaches of...	791	34	820	..	5	284	7	225	63	3		
Breach of School Acts .....	..	..	..	..	..	2	..	2	..	..		
Exercising various callings without license.	..	..	..	..	..	6	..	6	..	..		
Health By-laws, offences against.....	12	..	12	..	..	1	..	1	..	..		
Highways, offences relating to.....	301	5	305	..	1	168	1	114	54	1		
Non support of family and neglect of child- ren .....	2	1	..	1	2	7	..	5	1	1		
Opium and drug Acts, offences against.....	32	6	37	1	..	7	1	1	7	..		
Pharmacy Acts, offences against.....	..	..	..	..	..	..	..	..	..	..		
Profanation of the lord's day .....	30	3	33	..	..	12	..	8	4	..		
Railway Acts, offences against.....	1	..	1	..	..	..	..	..	..	..		
Revenue Laws .....	10	..	9	1	..	10	..	10	..	..		
Seamen's Acts, " .....	..	..	..	..	..	..	..	..	..	..		
Treats and abusive language.....	1	1	2	..	..	..	..	..	..	..		
Trespass .....	..	..	..	..	..	2	..	1	1	..		
Vagrancy .....	67	31	32	34	32	14	..	4	10	..		
Drunkenness.....	241	19	240	19	1	180	..	49	131	..		
Indecent exposure .....	4	..	4	..	..	..	..	..	..	..		
Insulting, obscene and profane language..	5	1	6	..	..	3	..	2	..	1		
Frequenting bawdy houses .....	22	..	22	..	..	..	..	..	..	..		
Loose, like, disorderly .....	4	..	5	1	..	..	..	..	..	..		
Weights and Measures Acts, offences against.	..	..	..	..	..	..	..	..	..	..		
Insanity .....	21	12	..	33	4	..	..	..	..	4		
Breach of Sundry Orders in Council under War Measures Act.	85	..	66	15	4	39	..	2	35	2		
Totals.....	2528	147	2,410	155	110	1348	20	749	600	19		

## SESSIONAL PAPER No. 10d

TABLEAU V.—Condamnations sommaires par magistrats de police et autres juges de paix.

PROVINCE D'ALBERTA—Suite.									
LETHBRIDGE.					MACLEOD.				
Con- vic- tions. — Con- dam- na- tions.	Sentence.			De- ferred &c. — Re- mise, etc.	Con- vic- tions. — Con- dam- na- tions.	Sentence.			Offenses.
	Op- tion of a fine. — Sur option	Com- mitted without option. — Empri- sonnés sans option.				Op- tion of a fine. — Sur option	Com- mitted without option. — Empri- sonnés sans option.	De- ferred &c. — Re- mise etc.	
M.   F.					M.   F.				
31 ...	30			1	1	1			Inf. à la loi des restrict, conc. les aubains.
31 2	33				45 5	46	3	1	Falsification de substances alimentaires.
24 ...	22			2	7	7			Voies de fait.
5 ...	5				1		1		Perturbation de la paix.
4 ...	4				1				Port d'armes illégal.
					1	1			Mépris de cour.
					6	6			Cruauté envers les animaux.
									Perturbation de réunions religieuses et autres
					4	4			Infractions aux lois de pêche et de chasse.
7 ...	7				9	9			" défendant le jeu.
1 ...		1			2	2			" d'immigration.
									Incorrigibilité.
									Infraction aux lois d'inspection et de vente.
1 ...	1								Larcin.
									" de chiens, oiseaux, etc.
40 6	44	2			52 3	55			" bois, arbres, fruits, etc.
									Infractions aux lois des licences de boissons
					6	6			et de prohibition.
1 1	2								Contravention aux lois concernant la vente
									de boissons aux Sauvages.
13 ...	13				12	12			Dommages malicieux à la propriété.
2 ...	2								Autres dommages à la propriété.
					37	34		3	Inf. aux lois conc. les maîtres et serviteurs.
					1	1			Inf. aux lois concernant les méd. et les dent.
21 ...	21				26	26			" de la milice.
									Divers petits délits.
6 ...	6								Contravention aux loi municipales.
2 ...	2				1	1			Infractions aux lois des écoles.
88 1	89				21	21			Pratiquant divers états sans licence.
									Infractions aux lois sur l'hygiène publique
									Délits ayant rapport aux chemins publics.
									Refusant de pouvoir aux besoins de la fa- mille et négligence des enfants.
3 ...	3				1	1			Inf. aux lois concern. l'opium et les drogues.
5 ...	5				4	4			Infract. aux lois concern. les pharmaciens.
									Profanation du dimanche.
									Infractions aux lois des chemins de fer.
5 ...	1			4	2			2	Délits contre le revenu de l'Etat.
2 ...				2					Infractions aux lois maritimes.
4 1	2			3	4		4		Menaces et langage injurieux.
25 9	16	5		15 9	1	6	2	2	Empiètement.
169 7	174	1		2 63	1	64			Vagabondage.
2 ...	2			3		3			Ivresse.
5 ...	5			1		1			Exposition indécente.
99 ...	99			27		27			Langage insultant, obscène, profane.
27 ...	26	1		1 2	3				Fréquentant des maisons de désordre.
									Conduite déréglée.
									Infractions aux lois des poids et mesures.
1 2				3					Aliénation mentale.
33 ...	27	4		2 65	65				Inf. aux arrêtés du Conseil touchant l'Acte des Mesures de Guerre.
657 30	641	14	32	412 12	410	8	6		Totaux.

TABLE V.—Summary convictions by police magistrates and other justices.

Offences.	PROVINCE OF ALBERTA.—Continued.									
	MEDECINE HAT.					RED DEER.				
	Con- vic- tions. — Con- dam- na- tions.	Sentence.			Con- vic- tions. — Con- dam- na- tions.	Sentence.			De- ferred &c.	De- ferred &c.
		Op- tion of a fine.	Com- mitted without option.	De- ferred &c.		Op- tion of a fine.	Com- mitted without option.	De- ferred &c.		
M.	F.	Sur option	Em- pri- sonnés. sans option.	Re- mise, etc.	M.	F.	Sur option	Em- pri- sonnés sans option.	Re- mise, etc.	
Alien Restriction Act, offences against.....	18		18			2		2		
Adulteration of food .....										
Assaults .....	32	5	37			34	3	29	2	6
Breach of peace .....	6	1	7							
Carrying fire-arms and unlawful weapons...	1		1			5		5		
Contempt of court.....										
Cruelty to animals .....	1		1			7		7		
Disturbing religious and like meetings.....										
Fishery and Game Acts, offences against...	1		1			14		14		
Gambling Acts .....										
Immigration Acts .....	1		1							
Incorrigibility.....										
Inspection and Sales Acts, offences against.										
Larceny .....										
“ of dogs, birds, etc. ....						2		2		
“ of timber, trees, fruits, etc. ....										
Liquor Licence and prohibition Acts, offences against.	27	4	30	1		6		6		
Violation of Indian liquor law.....										
Malicious injury to property.....	6		6			1		1		
Other damage to property.....										
Master's and Servant's Acts, offences against	23		23			9		7		2
Medical and Dentistry Acts, .....										
Militia Acts, .....	76		47	29		5		1		4
Miscellaneous minor offences .....						5		3		2
Municipal Acts and By-laws, breaches of...	61	1	62			15	1	16		
Breach of School Act.....	9		9							
Exercising various callings without license	14		14			1	1	2		
Health By-laws, offences against.....						1		1		
Highways, offences relating to.....	46	1	47			17		17		
Non support of family and neglect of child- ren.	2		2							
Opium and drug Act, offences against .....	1		1							
Pharmacy Acts, offences against.....										
Profanation of the Lord's Day .....										
Railway Acts, offences against.....										
Revenue Laws .....	1		1							
Seamen's Acts .....										
Threats and abusive language.....										
Trespass.....	4		4			3		3		
Vagrancy .....	2	2	2	2		3		1	2	
Drunkenness .....	55		55			10		10		
Indecent exposure .....	1		1							
Insulting, obscene and profane language..	4		4							
Frequenting bawdy houses .....	15		15							
Loose, idle, disorderly .....	5	2	7							
Weights and Measures Acts, offences against										
Insanity .....	4	2		6						
Breach of Sundry Orders in Council under War Measure Act.	7		7			1		1		
Totals .....	423	18	403	3	35	140	6	128	4	14



## SESSIONAL PAPER No. 10d

TABLEAU V.—Condamnations sommaires par magistrats de police et autres juges de paix.

PROVINCE D'ALBERTA— <i>Suite.</i>										
STETTLER.				TABER.						
Convictions.		Sentence.		Convictions.		Sentence.		Offenses.		
—	Op. tion of a fine.	Com- mitted without option.	De- ferred &c.	—	Op. tion of a fine.	Com- mitted without option.	De- ferred &c.			
Con- dam- na- tions.	Sur option	Empri- sonnés sans option.	Re- mise, etc.	Con- dam- na- tions.	Sur option	Empri- sonnés sans option.	Re- mise, etc.			
M.	F.			M.	F.					
3	...	3	...	39	...	39	...	Inf. à la loi des restrict. conc. les aubains.		
18	...	16	...	20	5	23	2	Falsification de substances alimentaires.		
1	...	1	...	1	...	1	...	Voies de fait.		
1	...	1	...	...	...	...	...	Perturbation de la paix.		
6	...	5	...	1	...	1	...	Port d'armes illégal.		
...	...	...	1	...	...	...	...	Mépris de cour.		
...	...	...	...	...	...	...	...	Cruauté envers les animaux.		
...	...	...	...	...	...	...	...	Perturbation de réunions religieuses et autres.		
3	...	3	...	30	...	30	...	Infractions aux lois de chasse et de pêche.		
...	...	...	...	...	...	...	...	“ défendant le jeu.		
...	...	...	...	...	...	...	...	“ d'immigration.		
...	...	...	...	...	...	...	...	Incorrigibilité.		
2	...	2	...	2	...	2	...	Infraction aux lois d'inspection et ventes.		
...	...	...	...	...	...	...	...	Larcin.		
...	...	...	...	3	...	2	1	“ de chiens, oiseaux, etc.		
...	...	...	...	...	...	...	...	“ bois, arbres, fruits, etc.		
...	...	...	...	...	...	...	...	Infractions aux lois des licences de boissons et de prohibition.		
3	...	3	...	1	...	1	...	Contraventions aux lois concernant la vente de boissons aux Sauvages.		
...	...	...	...	11	...	1	...	Dommages malicieux à la propriété.		
...	...	...	...	...	...	...	...	Autres dommages à la propriété.		
6	...	3	...	3	...	1	...	10 Inf. aux lois conc. les maîtres et serviteurs.		
2	...	1	...	1	...	9	...	Inf. aux lois concernant les méd. et les dent.		
2	...	2	...	24	...	23	...	“ de la milice.		
...	...	...	...	...	...	...	...	1 Divers délits.		
...	...	...	...	...	...	...	...	1 Contraventions aux lois municipales.		
...	...	...	...	...	...	...	...	Infraction aux lois des écoles.		
...	...	...	...	4	...	4	...	Pratiquant divers états sans licence.		
1	...	1	...	35	1	36	...	Infraction aux lois sur l'hygiène publique.		
1	...	...	1	...	...	...	...	Délits ayant rapport aux chemins publics.		
...	...	...	...	...	...	...	...	Refusant de pourvoir aux besoins de la famille et négligence des enfants.		
...	1	1	...	...	...	...	...	Inf. aux lois concern. l'opium et les drogues.		
1	...	1	...	...	...	...	...	Infract. aux lois concern. les pharmaciens.		
...	...	...	...	...	...	...	...	Profanation du dimanche.		
1	...	1	...	2	...	2	...	Infractions aux lois des chemins de fer.		
...	...	...	...	...	...	...	...	Délits contre le revenu de l'Etat.		
...	...	...	...	1	...	1	...	Infractions aux lois maritimes.		
...	...	...	...	...	...	...	...	Menaces et langage injurieux.		
2	...	1	1	...	...	...	...	Empiètement.		
...	...	...	...	30	1	31	...	Vagabondage.		
...	...	...	...	...	...	...	...	Ivresse.		
...	...	...	...	...	...	...	...	Exposition indécente.		
...	...	...	...	...	...	...	...	Langage insultant, obscène, profane.		
...	...	...	...	...	...	...	...	Fréquentant des maisons de désordre.		
...	...	...	...	50	...	49	1	Conduite déréglée.		
...	...	...	...	...	...	...	...	Infractions aux lois des poids et mesures.		
4	...	4	...	5	...	5	...	Aliénation mentale.		
...	...	...	...	...	...	...	...	Inf. aux arrêtés du Conseil touchant l'Acte des mesures de guerre.		
57	1	49	2	7	263	7	260	4	12	Totaux.



## SESSIONAL PAPER No. 10d

TABLEAU V.—Condamnations sommaires par magistrats de police et autres juges de paix.

PROVINCE OF BRITISH COLUMBIA. PROVINCE DE LA COLOMBIE-BRITANNIQUE.															
ATLIN.					CARIBOO.										
Convictions.		Sentence.			Convictions.		Sentence.			Offenses.					
Total.	Option of a fine.	Committed without option.	De-ferred &c.	Total.	Option of a fine.	Committed without option.	De-ferred &c.	Total.							
									Sur option		Empri-sonnés sans option.	Re-mise, etc.	Sur option	Empri-sonnés sans option.	Re-mise, etc.
M.	F.				M.	F.									
39		39			23		20	3	Inf. à la loi des restrict. conc. les aubains.						
7		7			8		7	1	Falsification de substances alimentaires.						
3		2		1					Voies de fait.						
3		3			9		9		Perturbation de la paix.						
									Port d'armes illégal.						
									Mépris de cour.						
									Cruauté envers les animaux.						
									Perturbation de réunions religieuses et autres						
4		4			9		6	3	Infractions aux lois de pêche et de chasse.						
7		7			6		1	5	" défendant le jeu.						
									" d'immigration.						
									Incorrigibilité.						
									Infractions aux lois d'inspection et ventes.						
									Larcin.						
									" de chiens, oiseaux, etc.						
									" bois arbres, fruits, etc.						
37	5	38	4		13	1	10	4	Infractions aux lois des licences de boissons et de prohibition.						
6		6			2		2		Contravention aux lois concernant la vente de boissons aux Sauvages.						
					1		1		Domages malicieux à la propriété.						
1			1		2		2		Autres dommages à la propriété.						
									Inf. aux lois conc. les maîtres et serveurs.						
									Inf. aux lois concernant les méd. et les dent.						
63		40		23	52		23	28	1						
1				1	3	1	3		1						
19	1	20			14		13		1						

9 GEORGE V, A. 1919

TABLE V.—Summary convictions by police magistrates and other justices.

Offences.	PROVINCE OF BRITISH COLUMBIA.—Continued.									
	KOOTENAY.					NANAIMO.				
	Con- vic- tions.	Sentence.			Con- vic- tions.	Sentence.			De- ferred etc.	
	— Total.	Op- tion of a fine.	Com- mitted without option.	De- ferred etc.	— Total.	Op- tion of a fine.	Com- mitted without option.	De- ferred etc.		
	Con- dam- na- tions.	Sur option	Em- pri- sonnés sans option.	Re- mise etc.	Con- dam- na- tions.	Sur option	Em- pri- sonnés sans option.	Re- mise, etc.		
	M.   F.				M.   F.					
Alien Restrictions Act, offences against....	30	1	29	1	1	1	1			
Adulteration of food .....	2		2							
Assaults .....	10	3	10		3	4	4			
Breach of peace .....	4		4			4	4			
Carrying fire-arms and unlawful weapons...					3		3			
Contempt of Court .....										
Cruelty to animals .....										
Disturbing religious and like meetings....										
Fishery and game Acts, offences against...					12		10		2	
Gambling Acts .....	2		2							
Immigration Acts .....										
Incorrigibility .....	1			1	3			3		
Inspection and Sales Acts, offences against.										
Larceny .....										
“ of dogs, birds, etc. ....										
“ of timber, trees, fruits, etc. ....										
Liquor License and Prohibition Acts, offen- ces against.	48	1	42	6	17	2	19			
Violation of Indian liquor law .....					2		1		1	
Malicious injury to property .....	8		4		4	2		2		
Other damage to property .....										
Master's and Servant's Acts, offences against										
Medical and dentistry Acts, .....										
Militia Acts .....	37		33	1	3	47	20		27	
Miscellaneous minor offences .....										
Municipal Acts and By-Laws, breaches of..	59	3	58	1	3	52	1	51	2	
Breach of School Acts .....	1				1					
Exercising various callings without license	1		1							
Health By-Laws, offences against .....										
Highways, offences relating to .....	1		1		39	1	40			
Non support of family and neglect of child- ren.										
Opium and Drug Act, offences against....	9		9		9		7	2		
Pharmacy Acts, offences against .....										
Profanation of the Lord's Day .....									.....	
Railway Acts, offences against .....										
Revenue Laws .....										
Seamen's Acts .....										
Threats and abusive language .....	1		1							
Trespass .....	2		2							
Vagrancy .....	110		79	22	9	4	2	4	1	1
Drunkenness .....	27		23		4	10	1	11		
Indecent exposure .....	1		1							
Insulting, obscene and profane language..	1		1							
Frequenting bawdy houses .....	1			1						
Loose, idle, disorderly .....	1		1		2		2			
Weights and Measures Acts, offences against										
Insanity .....		1			1					
Breach of sundry Orders in Council under War Measures Act.	5		3	1	1	8		8		
Totals .....	361	9	306	34	30	215	11	185	10	31





TABLE V.—Summary convictions by police magistrates and other justices.

Offences.	PROVINCE OF BRITISH COLUMBIA.— <i>Concluded.</i>									
	WESTMINSTER.					YALE.				
	Con- vic- tions. — Con- dam- na- tions.	Sentence.			Con- vic- tions. — Con- dam- na- tions.	Sentence.			De- ferred &c. — Re- mise, etc.	De- ferred &c. — Re- mise, etc.
		Op- tion of a fine.	Com- mitted without option.	De- ferred &c.		Op- tion of a fine.	Com- mitted without option.	De- ferred &c.		
		Sur- op- tion.	Empri- sonnés sans option.	Re- mise, etc.		Sur- option	Empri- sonnés sans option.	Re- mise, etc.		
	M.	F.			M.	F.				
Alien Restrictions Act offences against. . .	5		5		16		11		2	3
Adulteration of food. . .										
Assaults. . .	8	1	9		3		3			
Breach of peace. . .										
Carrying fire-arms and unlawful weapons. . .										
Contempt of Court. . .										
Cruelty to animals. . .										
Disturbing religious and like meetings. . .										
Fishery and Game Acts, offences against. . .					5		5			
Gambling Acts, offences against. . .	78		78							
Immigration Acts " " . . .										
Incorrigibility. . .	4	2			6					
Inspection and Sales Acts, offences against. . .										
Larceny. . .										
" of dogs, birds, etc. . .										
" timber, trees, fruits, etc. . .										
Liquor License and prohibition Acts, offences against. . .	36		30	5	1	36		22	10	4
Violation of Indian liquor law. . .	2		2		7	1	8			
Malicious injury to property. . .	1		1							
Other damage to property. . .										
Master and Servant's Acts, offences against. . .										
Medical and Dentistry Acts, " " . . .	1		1							
Militia Acts, offences against. . .	8		6		2	168		56	9	103
Miscellaneous minor offences. . .						3		3		
Municipal Acts and By-laws, breaches of. . .	15	1	16			80	2	80		2
Breach of School Acts. . .		1			1					
Exercising various callings without license. . .										
Health By-laws, offences against. . .	1	1	2							
Highways offences relating to. . .	47	3	50		1		1			
Non support of family and neglect of children	1				1					
Opium and drug Act, offences against. . .	35		29	6	3		2		1	
Pharmacy Acts, offences against. . .										
Profanation of the Lord's Day. . .										
Railway Acts, offences against. . .										
Revenue Laws " " . . .	1		1							
Seamen's Acts " " . . .	1		1							
Threats and abusive language. . .										
Trespass. . .	2		2		2				2	
Vagrancy. . .	5				5	3	4		5	2
Drunkenness. . .	43	3	44	1	1	26	2	25	3	
Indecent exposure. . .										
Insulting, obscene and profane language. . .										
Frequenting bawdy houses. . .										
Loose, idle, disorderly. . .	7		7		2		2			
Weights and Measures Acts, offences against										
Insanity. . .	2				2					
Breach of sundry Orders in Council under										
War Measures Act. . .	2		1		1	4	2		1	1
Totals. . .	305	12	285	12	20	359	9	220	33	115

## SESSIONAL PAPER No. 10d

TABLEAU V.—Condamnations sommaires par magistrats de police et autres juges de paix.

PROV. OF BR. COLUMBIA.— <i>Con.</i>				YUKON.				Offenses
PROVINCE DE LA COLOMBIE-BRITANNIQUE.— <i>Fin.</i>								
Totals of British Columbia.								
Totaux de la C.-Britannique.								
Con- vic- tions. — Con- dam- na- tions.	Sentence.			Con- vic- tions. — Con- dam- na- tions.	Sentence.			
	Op- tion of a fine.	Com- mitted without option.	De- ferred &c.		Op- tion of a fine.	Com- mitted without option.	De- ferred &c.	
	Sur option	Empri- sonnés sans option.	Re- mise, etc.		Sur option	Empri- sonnés sans option.	Re- mise, etc.	
M.   F.				M.   F.				
122 ...	111	8	3	...	...	...	...	Inf. à la loi des restrict. concern. les aubains.
4 ...	4			...	...	...	...	Falsifications des substances alimentaires.
79 4	71	3	9	5 1	6			Voies de fait.
11 4	14		1					Perturbation de la paix.
22 ...	22							Port d'armes illégal.
7 ...	7							Mépris de cour.
								Cruauté envers les animaux.
37 ...	32	3	2					Perturbation de réunions religieuses et autres.
824 40	846	18						Infractions aux lois de chasse et de pêche.
7 2	3	5	1					" défendant le jeu.
15 10		4	21					" d'immigration.
								Incorrigibilité.
								Infractions aux lois d'inspection et ventes.
								Larcin.
								" de chiens, oiseaux, etc.
								" bois, arbres, fruits.
584 49	559	66	8	8 ...	1	6	1	Infractions aux lois des licences de boissons et de prohibition.
121 58	135	32	12	14 1	3	12		Contravention aux lois concernant la vente de boissons aux Sauvages.
21 2	9	3	11					Domages malicieux à la propriété.
11 ...	9	1	1					Autres dommages à la propriété.
				1 ...	1			Infr. aux lois conc. les maîtres et serviteurs.
9 ...	9							Inf. aux lois concernant les méd. et les dent.
578 ...	219	95	264	2 ...			2	" de la milice.
7 1	6		2	1 ...	1			Divers délits.
561 34	566	6	23					Contraventions aux lois municipales.
5 1	4		2					Infractions aux lois des écoles.
1 ...	1							Pratiquant divers états sans licence.
38 3	41		1	1 ...	1			Infractions aux lois sur l'hygiène publique.
967 28	992	1	2	1 ...	1			Délits ayant rapport aux chemins publics.
43 8	10	2	39	1 ...			1	Refus, de pourvoir aux besoins de la famille et négligence des enfants.
380 22	319	78	5					Inf. aux lois concern. l'opium et les drogues.
26 ...	26							Inf. aux lois concernant les pharmaciens.
1 ...	1							Profanation du dimanche.
43 ...	35	4	4					Infractions aux lois des chemins de fer.
13 ...	7	6						Délits contre le revenu de l'Etat.
6 1	5		2	2 ...	2			Infractions aux lois maritimes.
8 1	6	2	1	1 ...		1		Menaces et langage injurieux.
327 77	296	62	46					Empiètement.
714 64	738	29	11	18 1	13	5	1	Vagabondage.
3 ...	3							Ivresse.
3 ...	3			1 ...		1		Exposition indécente.
1 1	1	1						Langage insultant, obscène, profane.
52 2	51	3						Fréquentant des maisons de désordre.
								Conduite déréglée.
2 1			3	4 ...			4	Infractions aux lois des poids et mesures.
								Aliénation mentale.
741 14	418	79	258	1 ...	1			Infr. aux arrêtés du Conseil touchant l'Acte des mesures de guerre.
6394 427	5,579	511	731	61 3	30	25	9	Totaux.

TABLE V.—Summary convictions by police magistrates and other justices.

Offences.	PRINCE EDWARD ISLAND—ÎLE DU PRINCE-ÉDOUARD.									
	1917.					1918.				
	Con- vic- tions. — Con- dam- na- tions.	Sentence.			Con- vic- tions. — Con- dam- na- tions.	Sentence.			De- ferred &c. — Re- mise, etc.	De- ferred &c. — Re- mise, etc.
		Op- tion of a fine.	Com- mitted without option.	De- ferred &c.		Op- tion of a fine.	Com- mitted without option.	De- ferred &c.		
		Sur option	Emprisonnés sans option.	Re- mise, etc.		Sur option	Emprisonnés sans option.	Re- mise, etc.		
	M.	F.			M.	F.				
Alien Restrictions Act, offences against....	8		8							
Adulteration of food .....	22		16	6	15		13	2		
Assaults.....	3	1	4		3		3			
Breach of peace.....					3		3			
Carrying firearms and unlawful weapons....					3		3			
Contempt of court .....										
Cruelty to animals .....										
Disturbing religious and like meetings .....										
Fishery and Game Acts, offences against....										
Gambling Acts .....										
Immigration Acts .....										
Incorrigibility .....										
Inspection and Sales Act, offences against....										
Larceny.....					1			1		
" of dogs, birds, &c.....										
" of timber, trees, fruits, &c.....										
Liquor License and Prohibition Acts, offences against.	31	5	29	7	41	1	36	5	1	
Violation of Indian liquor law.....										
Malicious injury to property.....	1			1						
Other damage to property.....	3		3							
Master's and Servants Act, offences against										
Medical and Dentistry Acts .....										
Militia Acts .....										
Miscellaneous minor offences .....										
Municipal Acts and By-laws, breaches of....	13		13		6	2	7		1	
Breach of School Acts.....					1		1			
Exercising various callings without license										
Health By-laws, offences against.....										
Highways, offences relating to.....	13		13		17		17			
Non support of family and neglect of child- oen.										
Opium and Drug Acts, offences against.....										
Pharmacy Acts, offences against.....										
Profanation of the Lord's Day.....										
Railway Acts, offences against.....										
Revenue Laws .....										
Seamen's Acts .....										
Threats and abusive language.....	1			1	7	1	5		3	
Trespass.....										
Vagrancy.....	4		2	2	1			1		
Drunkenness.....	206	1	150	57	96		71	16	9	
Indecent exposure.....										
Insulting, obscene and profane language..	6		6							
Frequenting bawdy houses .....	1		1							
Loose, idle, disorderly.....	4		4		13		7		6	
Weights and Measures Act, offences against										
Insanity .....										
Breach of sundry Orders in Council under War Measures Act.					1		1			
Totals.....	316	7	249	74	205	4	165	24	20	



SESSIONAL PAPER No. 10d

TABLEAU V.—Condamnations sommaires par magistrats de police et autres juges de paix.

NOVA SCOTIA—NOUVELLE-ECOSSE.											
1917.						1918.					
Con- vic- tions.	Sentence.			Con- vic- tions.	Con- dam- na- tions.	Con- vic- tions.	Sentence.			Con- dam- na- tions.	Offenses.
	Op- tion of a fine.	Com- mitted without option.	De- ferred &c.				Op- tion of a fine.	Com- mitted without option.	De- ferred &c.		
—	Sur option	Empri- sonnés sans option.	Re- mise, etc.	—	—	—	Sur option	Empri- sonnés sans option.	Re- mise, etc.	—	—
M.   F.				M.   F.		M.   F.					
4	...	4	...	15	...	11	...	3	...	1	Inf. à la loi des restrict. conc. les aubains.
194	21	170	6	39	239	34	200	29	...	44	Falsification de substances alimentaires.
224	28	241	5	6	206	13	210	5	...	4	Voies de fait.
12	...	8	2	2	18	...	12	3	...	3	Perturbation de la paix.
11	1	10	...	2	3	...	3	...	...	3	Port d'armes illégal.
8	...	8	...	15	...	12	...	2	...	6	Mépris de cour.
1	...	1	...	8	2	9	...	1	...	1	Cruauté envers les animaux.
3	...	...	2	1	...	...	...	...	...	1	Perturbation de réunions religieuses at autres
5	...	4	1	...	7	2	2	2	...	1	Infractions aux lois de pêcheries et de chasse
404	44	383	58	7	337	71	352	44	...	1	Infractions aux lois de pêcheries et de chasse
1	...	1	...	3	1	3	1	...	...	1	d'immigration.
17	1	12	...	6	73	1	44	22	...	5	Incorrigibilité.
37	1	31	...	7	22	...	22	...	...	5	Infraction aux lois d'inspection et de ventes.
33	...	3	10	20	66	...	14	21	31	5	Larcin.
24	...	23	1	...	18	...	9	6	...	1	" de chiens, oiseaux, etc.
481	21	304	18	180	225	6	186	2	...	1	" bois, arbres, fruits, etc.
7	1	8	...	...	142	7	47	32	70	12	Infractions aux lois des licences de boissons
322	2	309	1	14	513	10	498	8	...	12	et de prohibition.
12	...	4	1	7	10	4	4	2	...	1	Contravention aux lois concernant la vente
1	...	1	...	...	2	...	2	...	...	1	de boissons aux Sauvages.
4	1	5	...	...	1	...	1	...	...	8	Domages malicieux à la propriété.
10	...	4	...	6	2	...	2	...	...	8	Autres dommages à la propriété.
15	...	10	...	5	4	...	1	...	...	...	Inf. aux lois conc. les maitres et serviteurs.
12	6	11	1	...	6	20	2	13	...	...	Inf. aux lois concernant la méd. et les dent.
10	...	5	...	5	9	...	6	2	...	31	" de la milice.
35	17	10	17	25	69	30	20	31	3	3	Divers petits délits.
2464	82	2,445	19	82	2369	66	2,347	34	54	44	Contraventions aux lois municipales.
4	2	5	1	...	10	1	10	1	...	70	Infractions aux lois des écoles
32	8	39	...	1	49	6	45	4	...	...	Pratiquant divers états sans licence.
71	1	56	3	13	26	4	19	3	...	1	Infractions aux lois sur l'hygiène publique.
1	...	...	...	1	2	...	9	...	...	17	Délits ayant rapport aux chemins publics.
...	...	...	...	...	22	...	...	...	...	8	Refusant de pourvoir aux besoins de la fa- mille et négligence des enfants.
...	...	...	...	...	...	...	...	...	...	...	Inf. aux lois concern. l'opium et les drogues.
...	...	...	...	...	...	...	...	...	...	...	" les pharmaciens.
...	...	...	...	...	...	...	...	...	...	...	Profanation du dimanche.
...	...	...	...	...	...	...	...	...	...	...	Infractions aux lois des chemins de fer.
...	...	...	...	...	...	...	...	...	...	...	Délits contre le revenu de l'Etat.
...	...	...	...	...	...	...	...	...	...	3	Infractions aux lois maritimes.
...	...	...	...	...	...	...	...	...	...	9	Menaces et langage injurieux.
...	...	...	...	...	...	...	...	...	...	1	Empiètement.
...	...	...	...	...	...	...	...	...	...	48	Vagabondage.
...	...	...	...	...	...	...	...	...	...	54	Ivresse.
...	...	...	...	...	...	...	...	...	...	...	Exposition indécente.
...	...	...	...	...	...	...	...	...	...	6	Langage insultant, obscène, profane.
...	...	...	...	...	...	...	...	...	...	...	Frequentant des maisons de désordre.
...	...	...	...	...	...	...	...	...	...	8	Conduite déréglée.
...	...	...	...	...	...	...	...	...	...	...	Infractions aux lois des poids et mesures.
...	...	...	...	...	...	...	...	...	...	3	Aliénation mentale.
...	...	...	...	...	...	...	...	...	...	13	Inf. aux arrêtés du Conseil touchant l'Acte des mesures de guerre.
4463	237	4,109	156	435	4532	262	4,131	259	404	...	Totaux.

TABLE V.—Summary convictions by police magistrates and other justices.

Offences.	NEW BRUNSWICK· NOUVEAU-BRUNSWICK.									
	1917.					1918.				
	Con- vic- tions. — Con- dam- na- tions.	Sentence.			Con- vic- tions. — Con- dam- na- tions.	Sentence.			De- ferred &c. — Re- mise, etc.	
		Op- tion of a fine. — Sur option	Com- mitted without option. — Empri- sonnés sans option.	De- ferred &c. — Re- mise, etc.		Op- tion of a fine. — Sur option	Com- mitted without option. — Empri- sonnés sans option.	De- ferred &c. — Re- mise, etc.		
		M.   F.				M.   F.				
Alien Restrictions Act, offences against.....					2		1	1		
Adulteration of food .....	1		1							
Assaults.....	61   3	60	1	3	71   11	71	5	6		
Breach of peace.....	28   3	31			16   3	11	2	6		
Carrying fire-arms and unlawful weapons.....	8	5		3	6	6				
Contempt of court .....										
Cruelty to animals.....	6	5	1		3	3				
Disturbing religious and like meetings.....	3	3								
Fishery and Game Acts, offences against.....	23	22	1		45	34	2	9		
Gambling Acts .....	23   1	24			10	10				
Immigration Act .....					3			3		
Incorrigibility.....										
Inspection and Sales Act, offences against.....										
Larceny .....					1	1				
" of dogs, birds, &c. ....										
" of timber, trees, fruits, &c.....										
Liquor License and Prohibition Acts, offences against.....	299   13	289	22	1	252   8	244	12	4		
Violation of Indian liquor law .....					23   5	28				
Malicious injury to property.....	10   1	10	1		5	5				
Other damage to property.....	2			2						
Master's and Servant's Acts, offences against.....										
Medical and Dentistry Acts, offences against.....										
Militia Acts .....	22	11	10	1	6	2		4		
Miscellaneous minor offences.....	5	4	1		24	24				
Municipal Acts and By-laws, breaches of.....	251   8	250		9	117   9	119	7			
Breach of School Acts.....					1	1				
Exercising various callings without license.....	12	7		5	24	20		4		
Health By-laws, offences against.....	1	1								
Highways, offences relating to.....	53   1	48		6	75   5	56	3	21		
Non support of family and neglect of children.....	3	2		1	5	3		2		
Opium and Drug Acts, offences against .....	1	1								
Pharmacy Acts, offences against.....	1	1			1	1				
Profanation of the Lord's Day.....	1   2	3			4   1	5				
Railway Acts, offences against.....	1			1						
Revenue Laws .....					13   1	14				
Seamen's Acts .....	5	5			5	5				
Threats and abusive language .....	11   4	15			8	8				
Trespass.....					15	15				
Vagrancy.....	68   33	75	16	7	51   15	49	14	3		
Drunkenness.....	1492   24	1,468	22	26	693   11	681	20	3		
Indecent exposure .....	9   1	10			7   1	8				
Insulting, obscene and profane language.....	50   2	47	1	4	15   1	13	1	2		
Frequenting bawdy houses .....	6	6								
Loose, idle, disorderly .....	12	12			12   9	6	11	4		
Weights and Measures Acts, offences against.....										
Insanity .....					1			1		
Breach of sundry Orders in Council under War Measures Act.....					17	13	4			
Totals.....	2467   97	2,419	76	69	1530   81	1,457	82	72		

SESSIONAL PAPER No. 10d

TABLEAU V.—Condamnations sommaires par magistrats de police et autres juges de paix.

QUEBEC.										
1917.					1918.					
		Sentence.					Sentence.			Offenses.
Con- vic- tions.		Op- tion of a fine	Com- mitted without option.	De- ferred &c.	Con- vic- tions.		Op- tion of a fine.	Com- mitted without option.	De- ferred &c.	
Con- dam- na- tions.		Sur- option	Empri- sonnés sans option.	Re- mise, etc.	Con- dam- na- tions.		Sur- option	Empri- sonnés sans option.	Re- mise, etc.	
M.   F.					M.   F.					
1	...		1	...						Inf. à la loi des restrict. conc. les aubains.
65	...	62	1	2	118	2	116	...		4 Falsification de substances alimentaires.
933 138	...	876	30	165	852 94	779	29	138	...	Voies de fait.
425 86	...	417	1	93	542 60	515	7	80	...	Perturbation de la paix.
107 2	...	90	2	17	130 1	107	7	17	...	Port d'armes illégal.
1	...	1	...		2	1	...	1	...	1 Mépris de cour.
157	...	144	...	13	99	96	...	3	...	3 Cruauté envers les animaux.
7	...	7	...		20	3	15	...		8 Perturbation de réunions religieuses et autres
56	...	55	...	1	109	1	108	...		2 Infractions aux lois de pêche et de chasse.
210	...	206	...	4	422	1	410	...	13	" " défendant le jeu.
4	...	3	1	...	11		4	7	...	" " d'immigration.
187 89	...	1	99	176	144	59	...	34	169	Incorrigibilité.
2	...	2	...							Infractions aux lois d'inspection et ventes.
	...									Larcin.
	...				24	19	...		5	" de chiens, oiseaux, etc.
652 424	1,055	7	14	638 517	1,143	11				" bois, arbres, fruits, etc.
									1	Infractions aux lois des licences des boissons
										et de prohibition.
										Contravention aux lois concernant la vente
										de boissons aux Sauvages.
119 18	124	9	4	29 2	26	1			4	Dommages malicieux à la propriété.
134 5	121	...	18	177 21	185	7			6	Autres dommages à la propriété.
65 6	66	1	4	34 5	24	8			7	Inf. aux lois conc. les maîtres et serviteurs.
5	5	...		6	6	...				Inf. aux lois concernant les méd. et les dent.
144	15	89	40	23	7	7			9	" de la milice.
34 9	26	...	17	107 5	94	...			18	Divers délits.
2281 72	1,879	...	474	2458 164	1,996	1			623	Contraventions aux lois municipales.
										Infractions aux lois des écoles.
250 22	173	32	67	475 19	439	1	54			Pratiquant divers états sans licence.
976 83	953	...	106	1206 90	1,185	...	111			Infractions aux lois sur l'hygiène publique
1651 26	1,558	2	117	3466 39	3,412	2	91			Délits ayant rapport aux chemins publics.
31 1	7	4	21	152 102	7	80	167			Refusant de pourvoir aux besoins de la fa-
										mille et négligence des enfants.
186 12	148	6	44	198 9	194	8			5	Inf. aux lois conc. l'opium et les drogues.
1	1	...		1	1	...				Inf. aux lois concernant les pharmaciens.
93	90	...	3	61	54	...			7	Profanation du dimanche.
15	7	2	6	30	23	...			7	Infractions aux lois des chemins de fer
105 2	104	2	1	79 1	78	1			1	Délits contre le revenu de l'Etat.
114	30	20	64	24	3	19			2	Infractions aux lois maritimes.
156 21	116	7	54	119 5	72	3			49	Menaces et langage injurieux.
196 1	141	10	46	226	187	2			37	Empiétement.
936 689	981	169	475	1122 452	799	217	558			Vagabondage.
7396 629	6,188	24	1,813	6228 452	5,229	1	1,450			Ivresse.
191 84	191	31	53	134 38	138	13			21	Exposition indécente.
5 1	6	...		5 3	7	...			1	Langage insultant, obscène, profane.
952 1089	1,872	2	167	1556 1884	3,027	2	371			Fréquentation des maisons de désordre.
159 19	157	1	20	149 35	122	27	35			Conduite déréglée.
28 1	28	...	1	43	40	...			3	Infractions aux lois des poids et mesures.
1			1	36 12					48	Aliénation mentale.
				85	67	6			12	Infractions aux arrêtés du Conseil touchant
										l'Acte des mesures de guerre.
19031 3329	17,906	553	4,101	21,338 4036	20,735	501	4,138	...		Totaux.



TABLE V.—Summary convictions by police magistrates and other justices.

Offences.	ONTARIO.											
	1917						1918.					
	Con- vic- tions. — Total. — Con- dam- na- tions.	Sentence.			Con- vic- tions. — Total. — Con- dam- na- tions.	Sentence.			Con- vic- tions. — Total. — Con- dam- na- tions.	Sentence.		
		Op- tion of a fine.	Com- mitted without option.	De- ferred &c.		Op- tion of a fine.	Com- mitted without option.	De- ferred &c.		Op- tion of a fine.	Com- mitted without option.	De- ferred &c.
		Sur option	Emprisonnés sans option.	Re- mise, etc.		Sur option	Emprisonnés sans option.	Re- mise, etc.		Sur option	Emprisonnés sans option.	Re- mise, etc.
	M.   F.				M.   F.				M.   F.			
Alien Restrictions Act, offences against....	1429	1	1,336	38	56	1463	3	1,414	27	25		
Adulteration of food .....	111		104		7	73	1	74				
Assaults.....	762	77	680	13	146	822	96	726	18	174		
Breach of peace. ....	85	41	96		30	89	3	77		15		
Carrying fire-arms and unlawful weapons..	84	1	66		19	95		72	8	15		
Contempt of court.....	6		4	1	1	8	2	3	3	5		
Cruelty to animals.....	645	1	530		116	619	9	470		158		
Disturbing religious and like meetings.....	7		3	1	3	8		6		2		
Fishery and Game Acts, offences against. .	181	1	164	2	16	188	1	184		5		
Gambling Acts, offences against.....	1071	5	1,034		42	1675		1,648	1	26		
Immigration Act .....	54	2	41	13	2	43	7	41		9		
Incorrigibility.....	24	11		11	24	20	15	1	3	31		
Inspection and Sales Acts, offences against.	24	3	24		3	3		2		1		
Larceny.....	27	4			31	12		7		5		
" of dogs, birds, &c.....	38		17		21	7		7				
" of timber, trees, fruits, &c. ....	18		2		16	16	2	16		2		
Liquor License and prohibition Acts, offences against.	2794	99	2,710	111	72	3253	142	3,129	117	149		
Violation of Indian liquor law. ....	31	3	28	2	4	15		15				
Malicious injury to property.....	197	9	154		52	313	9	244	1	77		
Other damage to property. ....	150	5	67		88	15	2	17				
Master's and Servant's Acts, offences against	149	7	154	2		114	5	113		6		
Medical and Dentistry Acts, .....	16	3	18	1		5		5				
Militia Acts, offences against.....	385		45	238	102	1893	1	888	390	616		
Miscellaneous minor offences. ....	277	12	263	6	20	93	5	80	3	15		
Municipal Acts and By-laws, breaches of..	6128	283	4,874	14	1,523	5877	259	4,915		1,221		
Breach of School Acts. ....						381	194	130	18	427		
Exercising various callings without license	172	34	90		116	356	10	146		220		
Health By-laws, offences against.....	434	22	357	2	97	265	16	242		39		
Highways, offences relating to. ....	9641	213	8,112	2	1,740	11,884	322	10,005		2,201		
Non support of family and neglect of children.	150	50	35	2	163	264	133	21	24	352		
Opium and Drug Acts, offences against ....	104	5	76	23	10	153	6	134	19	6		
Pharmacy Acts, offences against.....	2		2			5		5				
Profanation of the Lord's Day.....	712	24	624		112	581	40	539	1	81		
Railway Acts, offences against.....	188	6	164	7	23	320	1	290	1	30		
Revenue Laws .....	92	2	84	2	8	140	9	127	4	18		
Seamen's Acts .....	3		3									
Threats and abusive language.....	50	5	26	1	28	102	21	96	2	25		
Trespass. ....	840	36	564	4	308	1022	38	721	4	335		
Vagrancy.....	923	258	237	349	575	872	284	283	340	533		
Drunkenness .....	10,588	360	10,657	114	174	7696	236	7,818	11	103		
Indecent exposure.....	37		33	2	2	56	3	43	10	6		
Insulting, obscene and profane language..	148	46	158	1	35	167	43	194		16		
Frequenting bawdy houses.....	328	7	313	5	17	356	67	406	5	12		
Loose, idle, disorderly.....	1562	77	1,055	9	575	1784	43	1,237	8	582		
Weights and Measures Acts, offences against	87	2	79		10	35	1	33		3		
Insanity .....	144	45			189	137	37			174		
Breach of sundry Orders in Council under War Measures Act.						1065	21	908	28	150		
Totals.....	40,895	1,760	35,083	976	6,596	44,360	2,088	37,532	1,046	7,870		



## SESSIONAL PAPER No. 10d

TABLEAU V.—Condamnations sommaires par magistrats de police et autres juges de paix.

MANITOBA.										
1917.					1918.					Offenses.
Con- vic- tions. — Con- dam- na- tions.		Sentence.			Con- vic- tions. — Con- dam- na- tions.		Sentence.			
		Op- tion of a fine.	Com- mitted without option.	De- ferred &c.			Op- tion of a fine.	Com- mitted without option.	De- ferred &c.	
M.	F.	Sur option	Em- pri- sonnés sans option.	Re- mise, etc.	M.	F.	Sur option	Em- pri- sonnés sans option.	Re- mise, etc.	
140	...	139	...	1	58	...	58	...	...	Inf. à la loi des restrict. conc. les aubains.
6	...	6	...	...	4	...	4	...	...	Falsification des substances alimentaires.
143	20	130	3	30	119	37	128	5	23	Voie de fait.
11	...	10	...	1	10	...	...	...	10	Perturbation de la paix.
26	...	15	...	11	47	...	13	6	28	Port d'armes illégal.
4	1	2	1	2	2	3	...	...	5	Mépris de cour.
13	1	12	...	2	9	...	7	...	2	Cruauté envers les animaux.
2	...	2	...	...	10	...	10	...	...	Perturbation de réunions religieuses et autres
7	...	7	...	...	10	...	...	...	...	Infractions aux lois des pêcher. et de chasse.
192	...	186	...	6	213	...	211	...	2	" défendant le jeu.
1	...	1	...	8	8	2	8	2	...	" d'immigration.
11	16	...	16	11	22	19	...	2	39	Incorrigibilité.
2	...	...	...	2	2	...	2	...	...	Infraction aux lois d'inspection et de vente.
...	...	...	...	...	...	...	...	...	...	Larcin.
4	...	4	...	...	...	...	...	...	...	" de chiens, oiseaux, etc.
271	17	287	...	1	207	22	185	43	1	" de bois, arbres, fruits, etc.
1	...	1	...	...	1	...	1	...	...	Infractions aux lois des licences de boissons et de prohibition.
...	...	...	...	...	...	...	...	...	...	Contravention aux lois concernant la vente de boissons aux Sauvages.
55	4	26	3	30	69	...	6	...	63	Domnages malicieux à la propriété.
29	1	21	...	9	14	...	13	...	1	Autres dommages à la propriété.
191	13	204	...	...	81	3	80	...	4	Inf. aux lois conc. les maîtres et serviteurs.
7	...	7	...	...	2	...	2	...	...	Inf. aux lois conc. la médecine et de dentistes.
74	...	12	28	34	252	...	86	31	135	Infractions aux lois de la milice.
65	6	37	1	33	36	3	15	1	23	Divers petits délits.
977	70	888	5	154	1098	85	1,009	3	171	Contraventions aux lois municipales.
...	...	...	...	...	20	8	2	...	26	Infractions aux lois des écoles.
147	5	114	1	37	...	...	...	...	...	Pratiquant divers états sans licence.
98	4	92	...	10	74	7	78	2	1	Infractions aux lois sur l'hygiène publique.
2595	24	2,376	...	243	2658	42	2,287	1	412	Délits ayant rapport aux chemins publics.
23	1	12	4	8	65	17	44	2	36	Refusant de pourvoir aux besoins de la famille et négligence des enfants.
33	4	27	8	2	48	4	42	8	1	Inf. aux lois concern. l'opium et les drogues.
...	...	...	...	...	...	...	...	...	...	Inf. aux lois concernant les pharmaciens.
191	14	194	...	11	105	5	109	...	1	Profanation du dimanche.
24	...	5	1	18	...	...	...	...	...	Infractions aux lois des chemins de fer.
...	...	...	...	...	29	...	29	...	...	Délits contre le revenu de l'Etat.
...	...	...	...	...	...	...	...	...	...	Infractions aux lois maritimes.
19	3	16	...	6	22	4	16	1	9	Menaces et langage injurieux.
8	...	3	1	4	57	4	11	1	49	Empiètement.
79	55	15	76	43	50	37	9	59	19	Vagabondage.
975	110	1,007	1	77	1017	106	958	61	104	Ivresse.
4	3	2	4	1	8	2	7	1	2	Exposition indécente.
13	11	18	...	6	13	3	15	...	1	Langage insultant, obscène, profane.
7	...	3	...	4	35	3	36	1	1	Fréquentant des maisons de désordre.
161	8	114	6	49	281	10	205	10	76	Conduite déréglée.
2	...	...	...	2	3	2	3	...	2	Infractions aux lois des poids et mesures.
38	25	...	...	63	35	9	...	...	44	Aliénation mentale.
...	...	...	...	72	5	58	...	1	18	Inf. aux arrêtés du Conseil touchant l'Acte des mesures de guerre.
6649	416	5,994	160	911	6856	442	5,748	241	1,309	Totaux.

TABLE V.—Summary convictions by police magistrates and other justices.

SASKATCHEWAN.												
Offences.	1917.						1918.					
	Con- vic- tions. — Con- dam- na- tions.		Sentence.				Con- vic- tions. — Con- dam- na- tions.		Sentence.			
			Op- tion of a fine. — Sur option	Com- mitted without option. — Empri- sonnés sans option.	De- ferred &c. — Re- mise, etc.	Op- tion of a fine. — Sur option			Com- mitted without option. — Empri- sonnés sans option.	De- ferred &c. — Re- mise, etc.		
M.	F.					M.	F.					
Alien Restrictions Act, offences against.....	674	...	661	6	7	791	1	784	4	4		
Adulteration of food .....	...	...	...	...	...	4	...	4	...	...	...	
Assaults .....	645	22	618	30	19	598	25	600	16	7		
Breach of peace .....	77	...	74	3	...	65	...	62	3	...	...	
Carrying fire-arms and unlawful weapons...	48	...	45	2	1	47	...	45	1	1		
Contempt of court .....	5	...	5	...	...	9	1	10	...	...	...	
Cruelty to animals .....	65	1	66	...	...	36	...	36	...	...	...	
Disturbing religious and like meetings...	7	...	5	...	2	2	...	2	...	...	...	
Fishery and Game Acts, offences against	67	...	64	3	...	60	...	60	...	...	...	
Gambling Acts, offences against .....	77	...	77	...	...	60	...	49	1	10		
Immigration Act .....	6	...	6	...	...	15	...	9	5	1		
Incorrigibility .....	1	...	...	...	1	...	...	...	...	...	...	
Inspection and Sales Act, offences against...	...	...	...	...	...	18	1	10	9	...	...	
Larceny .....	2	...	2	...	...	3	...	3	...	...	...	
“ of dogs, birds, &c. ....	1	...	1	...	...	16	...	16	...	...	...	
“ of timber, trees, fruits, &c. ....	12	...	11	...	1	15	...	15	...	...	...	
Liquor License and Prohibition Acts, offen- ces against .....	744	10	736	15	3	403	10	315	94	4		
Violation of Indian liquor law .....	19	1	19	1	...	9	...	8	1	...	...	
Malicious injury to property .....	79	3	81	1	...	59	3	55	3	4		
Other damage to property .....	37	...	37	...	...	1	...	1	...	...	...	
Master's and Servant's Acts, offences against.	591	10	597	1	3	301	4	290	2	13		
Medical and Dentistry Acts, offences against	11	1	12	...	...	1	...	1	...	...	...	
Militia Acts .....	38	...	10	19	9	509	...	422	27	60		
Miscellaneous offences .....	62	1	60	1	2	70	1	60	...	11		
Municipal Acts and By-Laws, breaches of..	570	13	575	...	8	867	18	872	...	13		
Breach of School Acts .....	...	...	...	...	...	402	14	413	...	3		
Exercising various callings without license.	102	...	102	...	...	119	7	126	...	...	...	
Health By-laws, offences against .....	54	1	55	...	...	90	1	90	...	1		
Highways, offences relating to .....	440	1	440	...	1	415	3	416	...	2		
Non-support of family and neglect of child- ren .....	15	1	15	...	1	55	17	22	2	48		
Opium and Drug Act, offences against .....	37	1	31	3	4	41	...	37	4	...	...	
Pharmacy Acts, offences against .....	2	...	2	...	...	2	...	2	...	...	...	
Profanation of the Lord's Day .....	12	...	12	...	...	17	...	17	...	...	...	
Railway Acts, offences against .....	16	2	18	...	...	12	1	13	...	...	...	
Revenue Laws .....	6	...	5	...	1	25	1	26	...	...	...	
Seamen's Acts .....	...	...	...	...	...	...	...	...	...	...	...	
Threats and abusive language .....	18	...	14	1	3	12	1	10	1	2		
Trespass .....	21	...	20	1	...	14	4	15	1	2		
Vagrancy .....	308	72	187	90	103	233	58	170	70	51		
Drunkenness .....	751	19	737	12	21	422	12	425	5	4		
Indecent exposure .....	8	...	6	...	2	16	2	16	2	...	...	
Insulting, obscene and profane language..	10	2	11	...	1	15	2	17	...	...	...	
Frequenting bawdy houses .....	35	...	28	...	7	21	...	21	...	...	...	
Loose, idle, disorderly .....	54	4	54	3	1	89	3	89	...	3		
Weights and Measures Acts, offences against.	2	...	2	...	...	...	...	...	...	...	...	
Insanity .....	97	16	...	...	113	79	11	1	...	89		
Breach of sundry orders in council under War Measures Act.	...	...	...	...	...	297	...	269	7	21		
Totals .....	5826	181	5,507	192	314	6335	201	5,924	258	354		

## SESSIONAL PAPER No. 10d

TABLEAU V.—Condamnations sommaires par magistrats de police et autres juges de paix.

ALBERTA.										Offenses					
1917.					1918.										
Con- vic- tions, — Con- dam- na- tions.	Sentence.			Con- vic- tions, — Con- dam- na- tions.	Sentence.			Con- vic- tions, — Con- dam- na- tions.							
	Op- tion of a fine.	Com- mitted without option.	De- ferred &c.		Op- tion of a fine.	Com- mitted without option.	De- ferred &c.								
									Sur option		Em- pri- sonnés sans option.	Re- mise, etc.	Sur option	Em- pri- sonnés sans option.	Re- mise, etc.
M.   F.				M.   F.				M.   F.							
308 ...	291	13	4	377 ...	387	85	5	Inf. à la loi des restrict. conc. les aubains.							
3 ...	3			3 ...	3			Falsification de substances alimentaires.							
444 24	429	17	22	395 35	394	19	17	Voies de fait.							
75 ...	71	1	3	57 4	55	4	2	Perturbation de la paix.							
28 ...	27	1		34 1	29	5	1	Port d'armes illégal.							
5 ...	5			6 ...	6			Mépris de cour.							
63 1	63			53 ...	50	1	2	Cruauté envers les animaux.							
1 ...	1							Perturbation de réunions religieuses et autres.							
101 ...	98		3	84 ...	76	3	5	Infractions aux lois de pêche et de chasse.							
200 ...	196		4	292 1	274	19		" defendant le jeu.							
1 ...	1			6 ...	3	3		" d'immigration.							
				9 ...	8	1		Incorrigibilité.							
								Infractions aux lois d'inspection et ventes.							
				12 ...	11		1	Larcin.							
2 ...	2							" de chiens, oiseaux, etc.							
3 ...	3							" bois, arbres, fruits, etc.							
822 23	828	16	1	611 35	498	142	6	Infractions aux lois des licences de boissons et de prohibition.							
38 2	39	1		29 3	21	11		Contravention aux lois concernant la vente de boissons aux Sauvages.							
70 1	67	4		41 2	39	2	2	Domnages malicieux à la propriété.							
27 4	29		2	235 3	202			Autres domnages à la propriété.							
469 12	462	12	7	13 1	8	6	36	Inf. aux lois conc. les maîtres et serviteurs.							
6 ...	6			7 382 1	237	100	46	Inf. aux lois concernant la méd. et les dent.							
28 ...	7	14	7	22 1	15			" de la milice.							
45 ...	42	2	1	15 ...			8	Divers petits délits.							
1001 42	1,014		29	1322 44	1,293	63	10	Contraventions aux lois municipales.							
				23 1	24			Infractions aux lois des écoles.							
47 ...	47			34 1	35			Pratiquant divers états sans licence.							
32 7	36	1	2	19 1	20			Infractions aux lois sur l'hygiène publique.							
528 5	530		3	727 9	680	54	2	Délits ayant rapport aux chemins publics.							
28 4	19	9	4	12 1	7	4	3	Refusant de pourvoir aux besoins de la famille et négligence des enfants.							
91 1	90	2		44 8	44	8		Inf. aux lois concern. l'opium et les drogues.							
5 2	5		2					Infract. aux lois concern. les pharmaciens.							
24 4	28			60 3	59	4		Profanation du dimanche.							
36 ...	29	4	3	3 ...	3			Infractions aux lois des chemins de fer.							
15 ...	15			31 ...	24	3	4	Délits contre le revenu de l'Etat.							
								Infractions aux lois maritimes.							
28 ...	23		5	5 3	6		2	Menaces et langage injurieux.							
31 ...	29	1	1	18 1	15	1	3	Empiètement.							
182 44	87	88	51	140 49	80	60	49	Vagabondage.							
372 19	376	6	9	796 29	670	151	4	Ivresse.							
5 1	5	1		18 ...	18			Exposition indécente.							
27 2	28		1	18 1	18		1	Langage insultant, obscène, profane.							
140 ...	139		1	183 ...	183			Fréquentant des maisons de désordre.							
103 5	108			97 5	99	3		Conduite déréglée.							
								Infractions aux lois des poids et mesures.							
77 12			89	31 17			48	Aliénation mentale.							
				241 ...	179	54	8	Inf. aux arrêtés du Conseil touchant l'Acte des mesures de guerre.							
5511 215	5,278	194	254	6484 260	5,673	806	265	Totaux.							



TABLE V.—Summary convictions by police magistrates and other justices.

Offences.	BRITISH COLUMBIA—COLOMBIE-BRITANNIQUE.									
	1917.					1918.				
	Con- vic- tions.	Sentence.			Con- vic- tions.	Sentence.			Con- vic- tions.	De- ferred &c.
		Op- tion of a fine.	Com- mitted without option.	De- ferred &c.		Op- tion of a fine.	Com- mitted without option.	De- ferred &c.		
		— Sur option	— Em- pri- sonnés sans option	— Re- mise, etc.		— Sur option	— Em- pri- sonnés sans option.	— Re- mise, etc.		
	M.	F.			M.	F.				
Alien Restrictions Act, offences against. . .	48	...	40	6	2	122	...	111	8	3
Adulteration of food. . . . .	6	...	6	...	4	...	4	...	...	...
Assaults . . . . .	96	9	87	2	16	79	4	71	3	9
Breach of peace . . . . .	32	...	32	...	11	4	14	...	...	1
Carrying fire-arms and unlawful weapons. . .	25	1	19	6	1	22	...	22	...	...
Contempt of court . . . . .	...	...	...	...	...	...	...	...	...	...
Cruelty to animals . . . . .	27	...	27	...	7	...	7	...	...	...
Disturbing religious and like meetings. . .	...	...	...	...	...	...	...	...	...	...
Fishery and Game Acts, offences against. . .	34	...	30	1	3	37	...	32	3	2
Gambling Acts . . . . .	485	88	341	5	227	824	40	846	18	...
Immigration Act . . . . .	...	...	...	...	...	7	2	3	5	1
Incorrigibility. . . . .	18	18	...	17	19	15	10	...	4	21
Inspection and Sales Act, offences against. .	2	...	2	...	...	...	...	...	...	...
Larceny . . . . .	...	...	...	...	...	...	...	...	...	...
“ of dogs, birds, &c. . . . .	...	...	...	...	...	...	...	...	...	...
“ of timber, trees, fruits, &c. . . . .	...	...	...	...	...	...	...	...	...	...
Liquor License and Prohibition Acts, offences against. . . . .	140	15	125	17	13	584	49	559	66	8
Violation of Indian liquor law. . . . .	357	64	348	46	27	121	58	135	32	12
Malicious injury to property. . . . .	32	1	29	1	3	21	2	9	3	11
Other damage to property. . . . .	18	3	20	...	1	11	...	9	1	1
Master's and Servant's Acts, offences against	...	...	...	...	...	...	...	...	...	...
Medical and Dentistry Acts, offences against	5	...	5	...	9	...	9	...	...	...
Militia Acts . . . . .	41	...	2	27	12	578	...	219	95	264
Miscellaneous, minor offences. . . . .	2	1	3	...	7	1	6	...	...	2
Municipal Acts and By-laws, breaches of. .	553	26	548	2	29	561	34	566	6	23
Breach of School Acts. . . . .	...	...	...	...	5	1	4	...	2	...
Exercising various callings without license	27	1	23	...	1	...	1	...	...	...
Health By-laws, offences against. . . . .	38	3	36	...	5	38	3	41	...	...
Highways, offences relating to. . . . .	793	20	791	...	22	967	28	992	1	2
Non-support of family and neglect of child- ren. . . . .	25	2	8	4	15	43	8	10	2	39
Opium and Drug Acts, offences against. . .	299	14	261	21	31	380	22	319	78	5
Pharmacy Acts, offences against . . . . .	1	...	1	...	...	...	...	...	...	...
Profanation of the Lord's Day. . . . .	92	4	95	...	1	26	...	26	...	...
Railway Acts, offences against. . . . .	4	...	4	...	1	...	1	...	...	...
Revenue Laws . . . . .	12	...	11	1	...	43	...	35	4	4
Seamen's Acts . . . . .	...	...	...	...	13	...	7	...	6	...
Threats and abusive language. . . . .	14	1	2	...	13	6	1	5	...	2
Trespass . . . . .	...	...	...	...	8	1	6	...	2	1
Vagrancy . . . . .	586	111	275	127	295	327	77	296	62	46
Drunkenness. . . . .	2274	98	1,498	82	792	714	64	738	29	11
Indecent exposure. . . . .	18	1	16	1	2	3	...	3	...	...
Insulting, obscene and profane language. .	13	1	12	2	...	3	...	3	...	...
Frequenting bawdy houses. . . . .	135	...	134	1	...	1	1	1	1	...
Loose, idle, disorderly. . . . .	22	4	17	1	8	52	2	51	3	...
Weights and Measures Acts, offences against.	1	...	1	...	...	...	...	...	...	...
Insanity . . . . .	7	...	...	...	7	2	1	...	...	3
Breach of sundry Orders in Council under War Measures Act. . . . .	...	...	...	...	741	14	418	...	79	258
Totals . . . . .	6282	486	4,854	370	1,544	6394	427	5,579	511	731



## SESSIONAL PAPER No. 10d

TABLEAU v.—Condamnations sommaires par magistrats de police et autres juges de paix.

YUKON.										Offenses.
1917.					1918.					
Con- vic- tions. — Con- dam- na- tions.	Sentence.			De- ferred &c.	Con- vic- tions. — Con- dam- na- tions.	Sentence.			De- ferred &c.	
	Op- tion of a fine.	Com- mitted without option.	— — —			Op- tion of a fine.	Com- mitted without option.	— — —		
	Sur option	Empri- sonnés sans option.	Re- mise, etc.		Sur option	Empri- sonnés sans option.	Re- mise, etc.			
M.   F.				M.   F.						
12	1	13		5	1	6		Inf. à la loi des restrict. conc. les aubains.		
								Falsification de substances alimentaires.		
								Voies de fait.		
								Perturbation de la paix.		
								Port d'armes illégal.		
								Mépris de cour.		
1				1				Cruauté envers les animaux.		
								Perturbation de réunions religieuses et autres.		
								Infractions aux lois de pêche et de chasse.		
								“ défendant le jeu.		
								“ d'immigration.		
								Incorrigibilité.		
								Infractions aux lois d'inspection et de ventes.		
								Larcin.		
								“ de chiens, oiseaux, etc.		
								“ bois, arbres, fruits, etc.		
7	2	9		8		1	6	1	Infractions aux lois des licences de boissons	
									et de prohibition.	
8	1	1	5	14	1	3	12		Contravention aux lois concernant la vente	
									de boissons aux Sauvages.	
									Domages malicieux à la propriété.	
									Autres dommages à la propriété.	
				1		1			Inf. aux lois conc. les maîtres et serveurs.	
				2					Inf. aux lois concernant la méd. et les dent.	
				1		1		2	“ de la milice.	
6		4		2					Divers petits délits.	
									Contraventions aux lois municipales.	
									Infractions aux lois des écoles.	
									Pratiquant divers états sans licence.	
				1		1			Infractions aux lois sur l'hygiène publique.	
10		9		1	1	1			Délits ayant rapport aux chemins publics.	
				1				1	Refusant de pourvoir aux besoins de la fa- mille et négligence des enfants.	
									Inf. aux lois concern. l'opium et les drogues.	
1	1	2							Infractions aux lois concern. les pharmaciens.	
2		2							Profanation du dimanche.	
									Infractions aux lois des chemins de fer.	
									Délits contre le revenu de l'Etat.	
									Infractions aux lois maritimes.	
				2		2			Menaces et langage injurieux.	
				1				1	Empiètement.	
6			3						Vagabondage.	
22	3	10	2	13	18	1	13	5	Ivresse.	
1		1							Exposition indécente.	
					1			1	Langage insultant, obscène, profane.	
									Fréquentant des maisons de désordre.	
									Conduite déréglée.	
									Infractions aux lois des poids et mesures.	
2	1			3	4			4	Aliénation mentale.	
				1		1			Inf. aux arrêtés du Conseil touchant l'Acte des mesures de guerre.	
75	9	51	10	23	61	3	30	25	9	.....Totaux.

9 GEORGE V, A. 1919

TABLE V.—Summary convictions by police magistrates and other justices.

Offences.	CANADA.									
	1917.					1918.				
	Con- vic- tions. — Con- dam- na- tions.	Sentence.			Con- vic- tions. — Con- dam- na- tions.	Sentence.			De- ferred &c. — Re- mise, etc.	De- ferred &c. — Re- mise etc.
		Op- tion of a fine.	Com- mitted without option	De- ferred &c.		Op- tion of a fine.	Com- mitted without option.	De- ferred &c.		
	M.   F.	— Sur option	Em- pri- sonnés. sans option.	— Re- mise, etc.	M.   F.	— Sur option	Em- pri- sonnés. sans option.	— Re- mise etc.		
Alien Restrictions Act, offences against. . .	2600 1	2,467	64	70	2828 4	2,669	128	38		
Adulteration of food. . . . .	204 . . .	194	1	9	206 3	205	4	1		
Assaults. . . . .	3312 315	3,079	108	440	3195 337	2,988	122	422		
Breach of peace. . . . .	960 159	976	10	133	999 87	947	25	114		
Carrying fire-arms and unlawful weapons. . .	338 4	275	13	54	402 2	309	30	65		
Contempt of court. . . . .	21 1	17	2	3	30 7	23	3	11		
Cruelty to animals. . . . .	988 5	857	2	134	835 9	672	1	171		
Disturbing religious and like meetings. . .	27 . .	21	1	5	30 3	23	10	10		
Fishery and Game Acts, offences against. . .	477 1	448	7	23	548 2	516	10	24		
Gambling Acts. . . . .	2259 94	2,065	5	283	3504 44	3,457	39	52		
Immigration Acts. . . . .	66 2	51	15	2	93 11	68	22	14		
Incorrigibility. . . . .	244 134	1	145	232	201 103	1	41	260		
Inspection and Sales Act, offences against. .	28 3	28	1	3	32 1	22	10	1		
Larceny. . . . .	36 4	6	1	33	24 2	14	2	10		
“ of dogs, birds, &c. . . . .	41 . .	20	1	21	39 . .	34	1	1		
“ of timber, trees, fruits, &c. . . . .	37 . .	20	1	17	57 2	51	1	7		
Liquor License and Prohibition Acts, offences against. . .	6164 652	6,451	253	112	6334 855	6,462	540	187		
Violation of Indian liquor law. . . . .	452 71	437	55	31	215 68	214	57	12		
Malicious injury to property. . . . .	580 38	503	20	95	610 19	428	32	165		
Other damage to property. . . . .	437 19	329	1	127	240 23	247	8	8		
Master's and Servant's Acts, offences against. .	1465 48	1,483	16	14	766 20	710	10	66		
Medical and Dentistry Acts, offences against. .	50 4	53	1	36	1	31	6	1		
Militia Acts. . . . .	765 . .	105	435	225	3711 2	1,875	671	1,167		
Miscellaneous offences. . . . .	514 29	458	12	73	378 16	304	10	80		
Municipal Acts and By-laws, breaches of. . .	13,261 535	10,349	39	2,408	12,529 622	10,963	82	2,106		
Breach of School Acts. . . . .	66 . .	53	1	975	225	622	50	528		
Exercising various callings without license. .	764 63	569	33	225	1017 37	775	1	278		
Health By-laws, offences against. . . . .	1637 120	1,534	3	220	1697 118	1,660	2	153		
Highways, offences relating to. . . . .	16,046 292	14,186	5	2,147	20,729 458	18,364	69	2,748		
Non-support of family and neglect of child- ren. . . . .	287 59	102	24	220	608 282	118	116	656		
Opium and Drug Act, offences against. . . . .	751 39	636	63	91	866 49	773	125	17		
Pharmacy Acts, offences against. . . . .	15 2	15	1	2	10 . .	10	1	1		
Profanation of the Lord's Day. . . . .	1129 49	1,051	1	127	854 49	809	5	89		
Railway Acts, offences against. . . . .	294 8	231	14	57	368 2	332	1	37		
Revenue Laws. . . . .	230 4	219	5	10	361 12	334	12	27		
Seamen's Acts. . . . .	137 . .	38	30	69	46 . .	16	25	5		
Threats and abusive language. . . . .	309 40	223	11	115	303 38	233	7	101		
Trespass. . . . .	1106 37	762	17	364	1370 48	976	14	428		
Vagrancy. . . . .	3127 1279	1,872	937	1,597	2865 92	1,706	854	1,307		
Drunkenness. . . . .	26,637 1345	24,536	339	3,007	20,049 977	18,950	333	1,743		
Indecent exposure. . . . .	277 92	269	40	60	252 47	243	27	29		
Insulting, obscene and profane language. . .	304 73	325	4	48	286 59	312	6	27		
Frequenting bawdy houses. . . . .	1604 1096	2,496	8	196	2154 1915	3,676	9	384		
Loose, idle, disorderly. . . . .	2148 118	1,577	23	666	2503 111	1,835	65	714		
Weights and Measures Acts, offences against. .	120 3	110	1	13	81 3	76	1	8		
Insanity. . . . .	367 99	1	1	466	326 89	1	415	1		
Breach of Sundry Orders in Council under War Measures Act. . . . .	b . . .	1	1	2542	40	1,923	179	480		
Totals. . . . .	91,615 6937	81,444	2,761	14,247	98,095 7,804	86,973	3,753	15,173		

a Included in Municipal Acts in previous reports—Compris dans inf. aux lois mun. les années précéd.

b Included in Miscellaneous offences in previous reports—Compris dans diverses off. les années précéd.

---

---

## TABLE VI

INDICTABLE AND NON-INDICTABLE OFFENCES BY JUDICIAL  
DISTRICTS.

---

## TABLEAU VI

DELITS JUSTICIABLES D'UN JURY ET PETITS DELITS PAR DISTRICTS  
JUDICIAIRES.

---

---

TABLE VI.—Indictable and non-indictable offences by Judicial Districts.

TABLEAU VI.—Délits justiciables d'un jury et petits délits, par districts judiciaires.

Districts.	Indictable offences. — Délits justiciables d'un jury.					Summary convictions. — Condamnations sommaires pour petits délits.			Convictions for both classes. — Condamnations pour les deux classes.		
	Convictions. — Condamnations.			Ac-quittals. — Ac-quitte-ments.		M.	F.	Totals.	M.	F.	Totals
	M.	F.	To-tals.	M.	F.						
	H.		To-taux.	H.		H.		Totaux.	H.		Totaux
Province of Prince Edward Island—Province de l'Île du Prince-Edouard.											
King's.....	2	...	2	1	...	15	...	15	17	...	17
Prince.....	...	...	...	...	...	44	...	44	44	...	44
Queen's.....	30	5	35	4	...	146	4	150	176	9	185
Totals of P.E. Island.. } Totaux de l'I. du P.-E. }	32	5	37	5	...	205	4	209	237	9	246
Province of Nova Scotia—Province de la Nouvelle-Ecosse.											
Annapolis.....	3	...	3	...	...	3	1	4	6	1	7
Antigonish.....	1	...	1	...	...	11	...	11	12	...	18
Cape Breton.....	161	4	165	60	4	1,765	78	1,843	1,926	82	2,002
Colchester.....	10	1	11	5	...	207	12	219	217	31	230
Cumberland.....	46	2	48	15	2	144	10	154	190	12	202
Digby.....	1	2	3	...	...	10	...	10	11	2	13
Guysborough.....	8	...	8	...	...	15	2	17	23	2	25
Halifax.....	319	27	346	142	11	1,549	124	1,673	1,868	151	2,019
Hants.....	11	...	11	...	...	17	2	19	28	2	30
Inverness.....	...	...	...	...	...	...	...	...	...	...	...
King's.....	12	2	14	3	1	52	1	53	64	3	67
Lunenburg.....	9	2	11	4	1	40	2	42	49	4	53
Pictou.....	36	5	41	12	...	611	22	633	647	27	674
Queen's.....	5	2	7	7	1	39	3	42	44	5	49
Richmond.....	1	...	1	...	...	4	3	7	5	3	8
Shelburne.....	1	...	1	...	...	3	...	3	4	...	4
Victoria.....	2	...	2	...	...	...	...	...	2	...	2
Yarmouth.....	39	5	44	3	2	62	2	64	101	7	108
Totals of Nova Scotia.. } Totaux de la N.-Ecosse }	665	52	717	251	22	4,532	262	4,794	5,197	314	5,511
Province of New Brunswick—Province du Nouveau-Brunswick.											
Albert.....	...	...	...	...	...	...	...	...	...	...	...
Carleton.....	1	...	1	...	...	45	5	50	46	5	51
Charlotte.....	5	...	5	2	...	48	...	48	53	...	35
Gloucester.....	9	...	9	1	...	...	...	...	9	...	9
Kent.....	...	...	...	...	...	3	...	3	3	...	3
King's.....	2	...	2	...	...	29	4	33	31	4	52
Madawaska.....	8	...	8	7	...	21	1	22	29	1	30
Northumberland.....	9	3	12	2	...	88	13	101	97	16	113
Queen's.....	...	...	...	...	...	...	...	...	...	...	...
Restigouche.....	19	...	19	6	1	19	1	20	38	1	39
St. John.....	175	17	192	16	4	649	15	664	824	32	856
Sunbury.....	...	...	...	...	...	...	...	...	...	...	...
Victoria.....	1	...	1	2	...	...	...	...	1	...	1
Westmorland.....	54	6	60	5	2	441	30	471	495	36	531
York.....	22	3	25	3	...	187	12	199	209	15	224
Totals of New Brunswick } Totaux du N.-Brunswick }	305	29	334	46	7	1,530	81	1,611	1,835	110	1,945



## SESSIONAL PAPER No. 10d

TABLE VI.—Indictable and non-indictable offences by Judicial Districts.

TABLEAU VI.—Délits justiciables d'un jury et petits délits, par districts judiciaires.

Districts	Indictable offences. — Délits justiciables d'un jury.					Summary Convictions. — Condamnations sommaires pour petits délits.			Convictions for both classes. — Condamnations pour les deux classes.		
	Convictions. — Condamnations.			Ac- quittals. — Ac- quitte- ments.		M.  —  H.	F.	Totals. — Totaux.	M.  —  H.	F.	Totals. — Totaux.
	M. — H.	F.	To- tals. — To- taux.	M. — H.	F.						
Province of Quebec—Province de Québec.											
Arthabaska.....	8	..	8	10	1	54	...	54	62	...	62
Beauce.....	1	...	1	...	...	34	2	36	35	2	37
Beauharnois.....	8	...	8	1	...	84	...	84	92	...	92
Bedford.....	21	...	21	12	3	54	...	54	75	...	75
Chicoutimi.....	9	...	9	15	...	49	...	49	58	...	58
Gaspé.....	3	1	4	...	...	18	...	18	21	1	22
Iberville.....	25	1	26	3	1	38	3	41	63	4	67
Joliette.....	2	...	2	4	1	30	...	30	32	...	32
Kamouraska.....	2	...	2	3	...	47	...	47	49	...	49
Montcalm.....	5	1	6	2	...	12	2	14	17	3	20
Montmagny.....	11	...	11	1	...	20	...	20	31	...	31
Montreal.....	2,055	952	3,007	599	41	16,591	3,641	20,232	18,646	4,593	23,239
Ottawa.....	77	9	86	21	1	1,023	45	1,068	1,100	54	1,154
Pontiac.....	19	2	21	5	1	3	...	3	22	2	24
Quebec.....	250	61	311	58	11	1,960	291	2,251	2,210	352	2,562
Richelieu.....	14	2	16	3	...	181	2	183	195	4	199
Rimouski.....	10	4	14	2	...	79	4	83	89	8	97
Roberval.....	...	...	...	...	...	22	...	22	22	...	22
Saguenay.....	1	...	1	...	...	8	...	8	9	...	9
St. François.....	101	12	113	37	2	833	36	869	934	48	982
St. Hyacinthe.....	32	1	33	1	...	33	...	33	65	1	66
Terrebonne.....	15	...	15	11	1	2	...	2	17	...	17
Trois-Rivières.....	31	1	32	32	1	163	10	173	194	11	205
Totals of Quebec.....	2,700	1047	3,747	820	64	21,338	4,036	25,374	24,038	5,083	29,121
Totaux de Québec.....											

## Province of Ontario—Province d'Ontario.

Algoma.....	192	18	210	43	2	906	32	938	1,098	50	1,148
Brant.....	173	27	200	71	9	652	38	690	825	65	890
Bruce.....	41	11	41	7	...	194	7	201	235	7	242
Carleton.....	444	125	569	103	37	1,427	59	1,486	1,871	184	2,055
Dufferin.....	3	...	3	...	...	24	10	34	27	10	37
Elgin.....	92	20	112	12	1	263	28	291	355	48	403
Essex.....	215	15	230	41	1	1,598	24	1,622	1,813	39	1,852
Frontenac.....	41	4	45	16	1	183	7	190	224	11	235
Grey.....	38	1	39	17	1	296	6	302	334	7	341
Haldimand.....	19	3	22	3	...	56	2	58	75	5	80
Halton.....	35	2	37	12	2	1,395	56	1,451	1,430	58	1,488
Hastings.....	92	7	99	22	1	531	22	553	623	29	652
Huron.....	45	...	45	...	...	86	2	88	131	2	133
Kenora.....	67	3	70	11	...	133	6	139	200	9	209
Kent.....	122	1	123	44	1	542	25	567	664	26	690
Lambton.....	53	2	55	14	1	618	30	648	671	32	703
Lanark.....	41	1	42	9	2	182	8	190	223	9	232
Leeds & Grenville.....	51	3	54	13	...	193	2	195	244	5	249
Lennox & Addington.....	28	1	29	2	1	106	...	106	134	1	135
Lincoln.....	125	10	135	50	4	889	37	926	1,014	47	1,061
Manitoulin.....	17	...	17	2	...	22	1	23	39	1	40
Middlesex.....	185	21	206	43	2	1,530	34	1,564	1,715	55	1,770
Muskoka.....	35	4	39	12	1	101	9	110	136	13	149

TABLE VI.—Indictable and non-indictable offences by Judicial Districts.

TABLEAU VI.—Délits justiciables d'un jury et petits délits, par districts judiciaires.


Districts.	Indictable offences. Délits justiciables d'un jury.					Summary convictions. Condamnations sommaires pour petits délits.			Convictions for both classes. Condamnations pour les deux classes.		
	Convictions. Condamnations.			Ac-quittals. Ac-quitte-ments.		M. — H.	F. — —	Totals. — Totaux.	M. — H.	F. — —	Totals. — Totaux
	M. — H.	F. — —	To-tals. — To-taux.	M. — H.	F. — —						
Province of Ontario—Concluded—Province d'Ontario—Fin.											
Nippissing.....	58	5	63	10	3	519	17	536	577	22	599
Norfolk.....	30	4	34	32	5	176	13	189	206	17	223
Northumberland & Durham.....	58	3	61	25	3	160	5	165	218	8	226
Ontario.....	64	15	79	7	...	244	11	255	308	26	334
Oxford.....	79	8	87	18	1	447	5	452	526	13	539
Parry Sound.....	139	3	142	20	2	395	10	405	534	13	547
Peel.....	32	1	33	7	...	737	30	767	769	31	800
Perth.....	115	8	123	34	3	291	1	292	406	9	415
Peterborough.....	78	8	86	23	6	447	33	480	525	41	566
Prescott & Russell.....	25	...	25	3	...	48	13	61	73	13	86
Prince Edward.....	37	3	40	3	...	108	10	118	145	13	158
Rainy River.....	11	1	12	3	...	131	9	140	142	10	152
Renfrew.....	65	7	72	9	...	201	9	210	266	16	282
Simcoe.....	146	4	150	20	2	500	18	518	646	22	668
Storn't, D'das & Gleng'ry...	29	2	31	8	1	78	3	81	107	5	112
Sudbury.....	149	7	156	30	5	1,030	52	1,082	1,179	59	1,238
Temiskaming.....	127	8	135	50	5	851	18	869	978	26	1,004
Thunder Bay.....	254	41	295	43	7	1,551	58	1,609	1,805	99	1,904
Victoria.....	20	1	21	2	...	171	4	175	191	5	196
Waterloo.....	125	5	130	13	...	1,022	26	1,048	1,147	31	1,178
Welland.....	386	24	410	119	10	2,440	92	2,532	2,826	116	2,942
Wellington.....	69	6	75	17	...	404	12	416	473	18	491
Wentworth.....	567	64	631	168	7	2,412	118	2,530	2,679	182	3,161
York.....	2,617	382	2,999	565	62	18,070	1,076	19,146	20,687	1,458	22,145
Totals of Ontario.....	7,434	878	8,312	1,776	189	44,360	2,088	46,448	51,794	2,966	54,760
Totaux d'Ontario.....											
Province of Manitoba—Province de Manitoba.											
Dauphin.....	35	...	35	14	...	158	1	159	193	1	194
Manitoba Central.....	73	8	81	18	3	198	13	211	275	21	292
Manitoba Eastern.....	825	172	997	164	19	5,847	394	6,241	6,672	566	7,238
Manitoba Northern.....	25	...	25	2	1	26	1	27	51	1	52
Manitoba Southern.....	1	...	1	4	1	18	...	18	19	...	19
Manitoba Western.....	219	6	225	26	1	609	33	642	828	39	867
Totals of Manitoba.....	1,178	186	1,364	228	25	6,856	442	7,298	8,034	628	8,662
Totaux de Manitoba.....											
Province of Saskatchewan—Province de Saskatchewan.											
Battleford.....	69	3	72	21	...	366	7	373	435	10	445
Cannington.....	9	...	9	6	...	83	1	84	92	1	93
Estevan.....	27	...	27	1	...	218	6	224	245	6	251
Humboldt.....	17	1	18	10	...	121	2	123	138	3	141
Kerr Robert.....	22	1	23	3	...	159	4	163	181	5	186
Kindersly.....	3	...	3	4	...	53	...	53	56	...	56
Melville.....	8	1	9	3	...	85	1	86	93	2	95
Moose Jaw.....	133	17	150	70	22	698	5	703	831	22	853
Moosomin.....	17	...	17	2	1	169	4	173	186	4	190
Prince Albert.....	104	6	110	23	...	442	14	456	546	20	566

## SESSIONAL PAPER No. 10d

TABLE VI.—Indictable and non-indictable offences by Judicial Districts.

TABLEAU VI.—Délits justiciables d'un jury et petits délits, par districts judiciaires.

Districts.	Indictable offences. Délits justiciables d'un jury.					Summary convictions. Condamnations sommaires pour petits délits.			Convictions for both classes. Condamnations pour les deux classes.		
	Convictions. Condamnations.			Ac-quittals. Ac-quitte-ments.		M.	F.	Totals. Totaux.	M.	F.	Totals.
	M. — H.	F.	To-tals. — To-taux.	M. — H.	F.						
Province of Saskatchewan—Concluded.—Province de Saskatchewan—Fin.											
Regina.....	244	25	269	40	...	1,329	57	1,386	1,573	82	1,655
Saskatoon.....	161	10	171	25	7	966	48	1,008	1,121	58	1,179
Scott.....	8	2	10	1	...	201	7	208	209	9	218
Swift Current.....	75	...	75	31	...	516	16	532	591	16	607
Weyburn.....	65	1	66	15	...	322	8	330	387	9	396
Wynyard.....	10	...	10	4	...	115	1	116	125	1	126
Yorkton.....	57	3	60	16	3	498	20	518	555	23	578
Totals of Saskatchewan. }	1,029	70	1,099	280	33	6,335	201	6,536	7,364	271	7,635
Totaux de Saskatchewan }											
Province of Alberta.—Province d'Alberta.											
Athabaska.....	26	1	27	11	...	395	14	409	421	15	436
Bassano.....	3	1	4	...	...	42	...	42	45	1	46
Calgary.....	247	50	297	141	28	2,528	147	2,675	2,775	197	2,972
Edmonton.....	256	14	270	94	6	1,348	20	1,368	1,604	34	1,638
Lethbridge.....	81	7	88	16	...	657	30	687	738	37	775
Macleod.....	42	5	47	2	1	412	12	424	454	17	471
Medicine Hat.....	44	2	46	13	...	423	18	441	467	20	487
Red Deer.....	30	...	30	5	1	140	6	146	170	6	176
Stettler.....	31	2	33	12	...	57	1	58	88	3	91
Taber.....	10	1	11	1	...	269	7	276	279	8	287
Wetaskiwin.....	31	5	36	17	...	213	5	218	244	10	254
Totals of Alberta. .... }	801	88	889	312	36	6,484	260	6,744	7,285	348	7,633
Totaux d'Alberta..... }											
Province of British Columbia.—Province de la Colombie-Britannique.											
Atlin.....	29	...	29	10	...	306	13	319	335	13	348
Cariboo.....	12	1	13	1	...	173	4	177	185	5	190
Kootenay.....	94	47	141	15	1	361	9	370	455	56	511
Nanaimo.....	11	...	11	2	...	215	11	226	226	11	237
Vancouver.....	381	77	458	163	16	3,818	319	4,137	4,199	396	4,595
Victoria.....	105	13	118	46	...	857	50	907	962	63	1,025
Westminster.....	42	1	43	11	...	305	12	317	347	13	360
Yale.....	41	5	46	12	2	359	9	368	400	14	414
Totals of B. Columbia. }	715	144	859	260	19	6,394	427	6,821	7,109	571	7,680
Totaux de la Col.-Brit. }											
Yukon.....	11	...	11	4	...	61	3	64	72	3	75
Totals of Canada..... }	14,870	2,499	17,369	3,982	395	98,095	7,804	105,899	112,965	10,303	123,268
Totaux du Canada..... }											





---

## TABLE VII

SUMMARY CONVICTIONS AND CASES SUBJECT TO TRIAL BY JURY.

---

## TABLEAU VII

CONDAMNATIONS SOMMAIRES ET CAUSES JUSTICIABLES D'UN JURY.

---



SESSIONAL PAPER No. 10d

TABLE VII.—Showing the number of cases proceeded against in the several courts.

TABLEAU VII.—Montrant le nombre de cas poursuivis dans les différentes cours.

Judicial Districts. Districts judiciaires.	Summary convictions.		Cases subject to trial by jury but tried summarily by consent.		Cases tried by jury.		Totals of indictable offences.		Grand Totals.	
	Condemnation-tions sommaires.		Causes justiciables d'un jury mais jugées sommairement de consentement.		Causes jugées par jurés.		Totaux des délits justiciables d'un jury.		Grands totaux.	
	M.	F.	By police or other magistrates. Par un magistrat de police ou autres.	Under the Speedy Trials Act. En vertu de l'actes des procès expéditifs.	M.	F.	M.	F.	M.	F.
Province of Quebec—Province de Québec.										
Arthabaska.....	54		10	1		8	18	1	72	1
Beauce.....	34	2			1		1		35	2
Beauharnois.....	84		7		2		9		93	
Bedford.....	54		31	3		2	33	3	87	3
Chicoutimi.....	49		1		10		24		73	
Gaspé.....	18		2	1	1		3	1	21	1
Iberville.....	38	3	3	1	23	1	28	2	66	5
Joliette.....	30		3		3	1	6	1	36	1
Kamouraska.....	47				5		5		52	
Montcalm.....	12	2	7	1			7	1	19	3
Montmagny.....	20		1		11		12		32	
Montréal.....	16,591	3,641	1,472	926	1 119	66 63	2,654	993	19,245	4,634
Ottawa.....	1,023	45	88	10	10		98	10	1,121	55
Pontiac.....	3		6	1	11		24	3	27	3
Québec.....	1,960	291	289	72	13	6	308	72	2,268	363
Richelieu.....	181	2	3	1	13	1	17	2	198	4
Rimouski.....	79	4	3	2	9	2	12	4	91	8
Roberval.....	22								22	
Saguenay.....	8				1		1		9	
St. Francis.....	833	36	130	14		8	138	14	971	50
St. Hyacinthe.....	33		17		16	1	33	1	66	1
Terrebonne.....	2				13		26	1	28	1
Trois-Rivières.....	163	10	54	1		9	63	2	226	12
Totals of Quebec.....	21,338	4,036	2,127	1,034	1,261	71 132	6	3,520 1111	24,858	5,147
Totaux de Québec.....										
Province of Ontario—Province d'Ontario.										
Algoma.....	906	32	205	14	18	6 12	235	20	1,141	52
Brant.....	652	38	211	34	33	2	244	36	896	74
Bruce.....	194	7	27		20		48		242	7
Carleton.....	1,427	59	529	159	11	3 7	547	162	1,974	221
Dufferin.....	24	10			3		3		27	10
Elgin.....	263	28	68	19	34	2 2	104	21	367	49
Essex.....	1,598	24	224	14	26	2 6	256	16	1,854	40
Frontenac.....	183	7	44	4	10	1 3	57	5	240	12
Grey.....	296	6	49	2	4		55	2	351	8
Haldimand.....	56	2	15	2	5	1 2	22	3	78	5
Halton.....	1,395	56	34		11	4 2	47	4	1,442	60
Hastings.....	531	22	82	8	19		114	8	645	30
Huron.....	86	2	21		23		45		131	2
Kenora.....	133	6	73	3	4		78	3	211	9
Kent.....	542	25	141		19	2 6	166	2	708	27
Lambton.....	618	30	49	2	14	1 4	67	3	685	33
Lanark.....	182	8	43	1	5	1 2	50	3	232	11
Leeds and Grenville.....	193	2	9		55	3	64	3	257	5
Lennox and Addington.....	106		28	2	2		30	2	136	2
Lincoln.....	889	37	153	14	22		175	14	1,064	51
Manitoulin.....	22	1	19				15		41	1
Middlesex.....	1,530	34	195	23	26		228	23	1,758	57
Muskoka.....	101	9	33	4	13	1 1	47	5	148	14

TABLE VII.—Showing the number of cases proceeded against in the several courts.

TABLEAU VII.—Montrant le nombre de cas poursuivis dans les différentes cours.

Judicial Districts. — Districts judiciaires.	Summary convictions.		Cases subject to trial by jury but tried summarily by consent. — Causes justiciables d'un jury mais jugées sommairement de consentement.				Cases tried by jury.		Totals of indictable offences.		Grand Totals.	
	Condamna- tions sommaires.		By police or other magistrates.		Under the Speedy Trials Act.		Causes jugées par jurés.		Totaux des délits justicia- bles d'un jury.		Grands totaux	
			Par un magis- trat de police ou autres.		En vertu de l'acte des procès expéditifs.							
	M.	F.	M.	F.	M.	F.	M.	F.	M.	F.	M.	F.
Province of Ontario—Concluded—Province d'Ontario—Fin.												
Nipissing.....	519	17	66	8	2	.....	.....	.....	68	8	587	25
Norfolk.....	176	13	44	9	14	.....	4	.....	62	9	238	22
Northumb'd and Durham	160	5	60	4	23	2	.....	.....	83	6	243	11
Ontario.....	244	11	57	15	14	.....	.....	.....	71	15	315	26
Oxford.....	447	5	94	9	1	.....	2	.....	47	9	544	14
Parry Sound.....	395	10	150	5	.....	.....	9	.....	159	5	554	15
Peel.....	787	30	21	1	18	.....	.....	.....	39	1	776	31
Perth.....	291	1	120	8	24	3	5	.....	149	11	440	12
Peterborough.....	447	33	94	11	2	.....	5	3	101	14	548	47
Prescott and Russell.....	48	13	16	.....	12	.....	.....	.....	28	.....	76	13
Prince Edward.....	108	10	38	3	1	.....	1	.....	40	3	148	13
Rainy River.....	131	9	11	1	1	.....	2	.....	14	1	145	10
Renfrew.....	201	9	72	7	2	.....	.....	.....	74	7	275	16
Simcoe.....	500	18	137	6	22	.....	7	.....	166	6	666	24
Storm't, D'das & Gleng'y	78	3	27	2	8	1	2	.....	37	3	115	6
Sudbury.....	1,030	52	136	7	42	5	1	.....	179	12	1,209	64
Temiskaming.....	851	18	147	10	23	2	7	1	177	13	1,028	31
Thunder Bay.....	1,551	58	280	48	15	.....	2	.....	297	48	1,848	106
Victoria.....	171	4	21	1	1	.....	.....	.....	22	1	193	5
Waterloo.....	1,022	26	120	5	9	.....	9	.....	138	5	1,160	31
Welland.....	2,440	92	475	34	16	.....	14	.....	505	34	2,945	126
Wellington.....	404	12	79	6	7	.....	.....	.....	86	6	490	18
Wentworth.....	2,412	118	545	56	171	14	19	1	735	71	3,147	189
York.....	13,070	1,076	2,631	404	421	33	130	7	3,182	444	21,252	1,520
Totals of Ontario.....	44,360	2,088	7,693	965	1,226	89	291	13	9,210	1067	53,570	3,155
Totaux d'Ontario.....												
Province of Manitoba—Province de Manitoba.												
Dauphin.....	158	1	39	.....	5	.....	5	.....	49	.....	207	1
Manitoba Central.....	198	13	76	11	4	.....	11	.....	91	11	289	24
Manitoba Eastern.....	5,847	394	878	186	73	4	38	1	989	191	6,836	585
Manitoba Northern.....	26	1	21	.....	3	1	3	.....	27	1	53	2
Manitoba Southern.....	18	.....	1	.....	1	.....	3	1	5	1	23	1
Manitoba Western.....	609	33	220	7	24	.....	1	.....	245	7	854	40
Totals of Manitoba.....	6,856	442	1,235	204	110	5	61	2	1,406	211	8,262	653
Tot'x de Manitoba.....												
Province of Saskatchewan—Province de Saskatchewan.												
Battleford.....	366	7	38	2	14	1	38	.....	90	3	456	10
Cannington.....	83	1	11	.....	2	.....	2	.....	15	.....	98	1
Estevan.....	218	6	25	.....	.....	.....	3	.....	28	.....	246	6
Humboldt.....	121	2	11	.....	9	1	7	.....	27	1	148	3
Kerr Robert.....	159	4	20	1	2	.....	3	.....	25	1	184	5
Kindersley.....	53	.....	.....	.....	.....	.....	7	.....	.....	.....	60	.....
Melville.....	85	1	8	1	.....	.....	3	.....	11	1	96	2
Moosejaw.....	698	5	152	37	31	1	20	1	293	39	901	44
Moosomin.....	169	4	10	.....	6	.....	3	1	19	1	188	5
Prince Albert.....	442	14	46	5	49	1	37	.....	132	6	574	20
Regina.....	1,329	57	230	24	45	1	9	.....	284	25	1,613	82




## SESSIONAL PAPER No. 10d

TABLE VII.—Showing the number of cases proceeded against in the several courts.

TABLEAU VII.—Montrant le nombre de cas poursuivis dans les différentes cours.

Judicial Districts. — Districts judiciaires.	Summary convictions. — Condamnations sommaires.		Cases subject to trial by jury but tried summarily by consent.				Cases tried by jury. — Causes jugées par jurés.		Totals of indictable offences. — Totaux des délits justiciables d'un jury.		Grand Totals. — Grands totaux.	
			Causes justiciables d'un jury mais jugées sommairement de consentement.									
	By Police or other magistrates. — Par un inagistrat de police ou autres.		Under the Speedy Trials Act. — En vertu de l'acte des procès expéditifs.									
	M.	F.	M.	F.	M.	F.	M.	F.	M.	F.	M.	F.
Province of Saskatchewan— <i>Concluded</i> .—Province de Saskatchewan— <i>Fin</i> .												
Saskatoon.....	960	48	151	11	.....	.....	35	6	186	17	1,146	65
Scott.....	201	7	7	1	.....	.....	2	1	9	2	210	9
Swift Current .....	516	16	43	.....	25	.....	37	.....	106	.....	622	16
Weyburn.....	322	8	45	1	9	.....	26	.....	86	1	402	9
Wynyard.....	115	1	4	.....	.....	.....	10	.....	14	.....	129	1
Yorkton.....	498	20	29	1	18	2	26	3	73	6	571	26
Totals of Sask'wan } Totaux de Saskatc. }	6,335	201	830	84	211	7	268	12	1,309	103	7,644	304
Province of Alberta—Province d'Alberta.												
Athabaska.....	395	14	21	1	16	.....	.....	.....	37	1	432	15
Bassano.....	42	.....	3	1	.....	.....	.....	.....	3	1	45	1
Calgary.....	2,528	147	329	76	47	1	21	1	388	78	2,916	225
Edmonton.....	1,348	26	181	8	158	12	11	.....	350	20	1,698	40
Lethbridge.....	657	30	55	7	30	.....	12	.....	97	7	754	37
Macleod.....	412	12	18	6	22	.....	4	.....	44	6	456	18
Medicine Hat.....	423	18	38	2	3	.....	16	.....	57	2	480	20
Red Deer.....	140	6	21	1	8	.....	6	.....	35	1	175	7
Stettler.....	57	1	23	2	20	.....	.....	.....	43	2	100	3
Taber.....	269	7	9	1	2	.....	.....	.....	11	1	280	8
Wetaskiwin.....	213	5	32	4	.....	.....	16	1	48	5	261	10
Totals of Alberta. } Totaux d'Alberta. }	6,484	260	721	109	306	13	86	2	1,113	124	7,597	384
Province of British Columbia—Province de la Colombie-Britannique.												
Atlin.....	306	13	21	.....	14	.....	1	.....	39	.....	345	13
Cariboo.....	173	4	11	.....	2	1	.....	.....	13	1	186	5
Kootenay.....	361	9	75	48	31	.....	3	.....	109	48	470	57
Nanaimo.....	215	11	3	.....	10	.....	.....	.....	13	.....	228	11
Vancouver.....	3,818	319	451	92	71	1	22	.....	544	93	4,362	412
Victoria.....	857	50	124	10	21	2	6	1	151	13	1,008	63
Westminster.....	305	12	30	1	17	.....	6	.....	53	1	358	13
Yale.....	359	9	23	4	8	.....	22	3	53	7	412	16
Totals of B. Col... } Totaux de la C.-B. }	6,394	427	738	155	174	4	63	4	975	163	7,369	590
Yukon.....	61	3	15	.....	.....	.....	.....	.....	15	.....	76	3
Totals of Canada... } Totaux du Canada. }	98,095	7,804	14,254	2,636	3,587	208	1011	50	18,852	2894	116,947	10,698



---

---

## TABLE VIII

PRISON STATISTICS FOR THE YEARS 1917-1918.

---

## TABLEAU VIII

STATISTIQUE PÉNITENTIAIRE POUR LES ANNÉES 1917-1918.

---

---

TABLE VIII.—Prison Statistics for the years 1917 and 1918.

Place of Confinement.	1917.				1918.			
	Number of Prisoners.				Number of Prisoners.			
	Nombre de prisonniers.				Nombre de prisonniers.			
	In custody, beginning of the year.	Admitted during the year.	Discharged during the year.	In custody, end of the year.	In custody, beginning of the year.	Admitted during the year.	Discharged during the year.	In custody, end of the year.
	Détenus au commencement de l'année.	Admis durant l'année.	Relâchés durant l'année.	Détenus à la fin de l'année.	Détenus au commencement de l'année.	Admis durant l'année.	Relâchés durant l'année.	Détenus à la fin de l'année.
Penitentiaries—Pénitenciers:—								
Dorchester, N.B. ....	211	74	106	179	179	155	108	226
St. Vincent de Paul, Q. ....	423	162	191	394	399	190	209	380
Kingston, Ont. ....	520	189	278	431	431	327	243	515
Stony Mountain, Man. ....	92	63	57	98	98	108	57	149
Prince Albert, Sask. ....	99	34	49	84	89	62	48	103
Edmonton, Alta. ....	170	46	82	134	134	58	76	116
New Westminster, B.C. ....	259	52	136	175	175	63	84	154
Total, . . . . .	1,774	620	899	1,495	1,505	963	825	1,643
Reformatories for boys—Ecoles de réforme pour garçons:—								
Industrial School, Halifax, N.S.	76	72	61	87	87	55	54	88
St. Patrick's Home, Halifax, N.S.	68	42	30	80	80	52	42	90
Industrial School, St. John, N.B.	32	29	29	32	32	18	20	30
Maison de Réforme, Montreal, Q.	370	496	497	369	370	506	493	383
Farm and Training School, Shawbridge, Que. ....	133	37	41	129	129	44	40	133
Industrial Farm, Burwash, Ont.	312	734	784	262	262	744	760	246
Indus. Farm, Fort William, Ont.	13	106	88	31	31	141	133	39
Reformatory, Portage la Prairie, Man. ....	78	44	56	66	66	57	48	75
Detention Home, Regina, Sask.	37	55	59	33	33	60	69	24
Indus. School, Vancouver, B.C.	79	58	38	99	99	44	56	87
Total, . . . . .	1,198	1,673	1,683	1,188	1,189	1,721	1,715	1,195
Reformatories for girls—Ecoles de réforme pour filles:—								
Monastery, Good Shepherd Halifax, N.S. ....	12	2	4	10	10	8	10	8
Maritime Home for girls, Truro, N.S. ....	26	16	14	28	28	27	7	48
Good Shepherd's Home, St. John N.B. ....	9	24	24	9	9	6	11	4
Evangeline Home, St. John, N.B.	3	.....	.....	.....	2	1	2	1
Maison de Réforme, Montreal, Q.	108	50	31	127	127	60	55	132
Ecole de Réforme, Quebec, Que.	3	.....	.....	3	3	.....	.....	3
Mercer Reformatory, Toronto, O.	95	109	111	96	91	134	143	82
Indus. School, Vancouver, B.C.	23	26	10	39	39	21	27	33
Total, . . . . .	276	227	194	309	309	257	255	311
Jails—Prisons:—								
King's, P.E.I. ....	1	6	7	.....	.....	3	3	.....
Prince, P.E.I. ....	.....	26	26	.....	.....	18	16	2
Queen's, P.E.I. ....	4	73	71	6	6	49	48	7
Total, P.E.I. ....	5	105	104	6	6	70	67	9
Annapolis, N.S. ....	1	10	10	1	1	10	11	.....
Antigonish, N.S. ....	.....	7	7	.....	.....	6	6	.....
Cape Breton, N.S. ....	22	250	261	11	11	280	269	22



SESSIONAL PAPER No. 10d

TABLEAU VIII.—Statistique pénitentiaire pour les années 1917 et 1918.

Lieux de détention.	1917.				1918.			
	Number of Prisoners.				Number of Prisoners.			
	Nombre de prisonniers.				Nombre de prisonniers.			
	In custody, beginning of the year.	Admitted during the year.	Discharged during the year.	In custody, end of the year.	In custody, beginning of the year.	Admitted during the year.	Discharged during the year.	In custody, end of the year.
	Détenus au commencement de l'année.	Admis durant l'année.	Relâchés durant l'année.	Détenus à la fin de l'année.	Détenus au commencement de l'année.	Admis durant l'année.	Relâchés durant l'année.	Détenus à la fin de l'année.
<i>Jails—Prisons—Continued—Suite.</i>								
Colchester, N.S.	7	134	133	8	8	223	226	5
Cumberland, N.S.	7	105	107	5	9	112	110	11
Digby, N.S.		38	38			36	36	
Guysborough, N.S.		17	16	1		21	21	
Halifax, N.S.	18	395	395	18	18	597	587	28
Hants, N.S.	1	45	45	1	1	64	65	
Inverness, N.S.		6	6					
King's, N.S.	5	39	44			55	48	7
Lamendurg, N.S.	1	12	13			23	20	3
Pictou, N.S.	13	68	72	9	9	67	69	7
Queen's, N.S.		47	47			47	47	
Richmond, N.S.								
Shelburne, N.S.	1	5	6		1	8	9	
Victoria, N.S.								
Yarmouth, N.S.	8	80	79	9	7	78	81	4
Total, Nova Scotia	84	1,258	1,279	65	65	1,627	1,605	87
Albert, N.B.		13	10	3	3	7	8	2
Carleton, N.B.		46	46			39	38	1
Charlotte, N.B.		12	12			2	2	
Gloucester, N.B.		44	40	4	4	53	56	1
Kent, N.B.		5	5			8	7	1
King's, N.B.	1	8	9			15	14	1
Madawaska, N.B.		12	8	4	3	20	19	4
Northumberland, N.B.	2	76	73	5	5	45	48	2
Queen's, N.B.		8	7	1	1	3	4	
Restigouche, N.B.						12	12	
St. John, N.B.	46	69	89	16	16	679	666	29
Sunbury, N.B.		1	1					
Victoria, N.B.		16	16			11	11	
* Westmoreland, N.B.	5	13	13	5	5	34	34	5
York, N.B.	3	97	92	8	8	53	64	2
Total, New Brunswick	57	1,220	1,231	46	45	986	983	48
Arthabaska, Que.	4	15	18	1	1	9	9	1
Beauce, Que.		11	11			1	1	
Beauharnois, Que.		27	27			11	11	
Bedford, Que.	7	65	70	2	2	45	42	5
Chicoutimi, Que.		14	12	2	2	13	15	
Gaspé, Que.	3	8	11			5	5	
Bonaventure, Que.		6	6			19	18	1
Iberville, Que.	1	69	68	2	2	75	76	1
Joliette, Que.	1	16	15	2	2	24	22	4
Kamouraska, Que.	4	28	32			30	30	
Montmagny, Que.	1	29	28	2	1	22	20	3
Montreal, Que.	368	4,514	4,464	418	418	5,241	5,264	395
Ottawa, Que.	8	1,104	1,089	23	23	631	646	8
Pontiac, Que.	1	15	16			33	30	3
Quebec, Que.	68	743	744	67	67	575	593	49
Richelieu, Que.	2	35	37			54	53	1

\* Figures for 1917 are for half year only.

9 GEORGE V. A. 1919

TABLE VIII.—Prison Statistics for the years 1917 and 1918.

Place of Confinement.	1917.				1918.			
	Number of Prisoners.				Number of prisoners.			
	Nombre de prisonniers.				Nombre de prisonniers.			
	In custody, beginning of the year.	Admitted during the year.	Discharged during the year.	In custody, end of the year.	In custody, beginning of the year.	Admitted during the year.	Discharged during the year.	In custody, end of the year.
	Détenus au commencement de l'année.	Admis durant l'année.	Relâchés durant l'année.	Détenus à la fin de l'année.	Détenus au commencement de l'année.	Admis durant l'année.	Relâchés durant l'année.	Détenus à la fin de l'année.
Jails—Prisons—Continued—Suite.								
Rimouski, Que.....	6	20	24	2	2	40	39	3
Roberval, Que.....						2	2	
Saguenay, Que.....	1	1	2			3	3	
St. Francis, Que.....	25	231	242	14	14	363	349	28
St. Hyacinthe, Que.....	5	41	46			65	62	3
Terrebonne, Que.....	5	25	25	3	3	37	37	3
Three Rivers, Que.....	12	201	204	9	9	186	181	14
Total, Quebec.....	520	7,218	7,191	547	546	7,484	7,508	522
Algoma, Ont.....	24	279	276	27	27	259	264	22
Brant, Ont.....	7	138	131	14	14	138	143	9
Bruce, Ont.....	4	43	46	1	1	57	55	3
Carleton, Ont.....	43	1,052	1,059	36	57	996	1,019	34
Dufferin, Ont.....	12	34	34	12	12	30	31	11
Elgin, Ont.....	1	89	86	4	4	124	125	3
Essex, Ont.....	25	348	349	24	24	231	237	18
Frontenac, Ont.....	24	92	99	17	17	111	116	12
Grey, Ont.....	11	57	59	9	9	43	42	10
Haldimand, Ont.....		26	24	2	2	18	18	2
Halton, Ont.....	2	49	49	2	2	34	35	1
Hastings, Ont.....	11	203	203	11	11	224	217	18
Huron, Ont.....	3	41	42	2	1	50	48	3
Kenora, Ont.....	2	24	26			28	25	3
Kent, Ont.....	11	173	173	11	11	164	165	10
Lambton, Ont.....	14	205	208	11	11	129	138	2
Lanark, Ont.....	5	55	54	6	6	50	49	7
Leeds and Grenville, Ont.....	5	76	79	2	2	83	79	6
Lennox and Addington, Ont.....	1	17	18			22	18	4
Lincoln, Ont.....	15	139	148	6	6	179	172	13
Manitoulin, Ont.....	3	12	14	1	1	14	14	1
Middlesex, Ont.....	18	575	573	20	33	562	571	24
Muskoka, Ont.....	3	24	22	5	5	53	49	9
Nipissing, Ont.....	12	459	451	20	20	276	263	27
Norfolk, Ont.....	3	37	39	1	1	31	31	1
Northumberland and Durham, Ont.....	4	91	85	10	10	67	72	5
Ontario, Ont.....	3	58	57	4	4	36	39	1
Oxford, Ont.....	7	109	108	8	8	120	118	10
Parry Sound, Ont.....	2	239	236	5	6	354	351	9
Peel, Ont.....	4	29	29	4	4	34	34	4
Perth, Ont.....	6	48	48	6	6	94	94	6
Peterborough, Ont.....	9	55	51	13	13	44	51	6
Prescott and Russell, Ont.....	1	18	18	1	1	30	18	13
Prince Edward, Ont.....		23	22	1	1	20	21	
Rainy River, Ont.....	12	82	92	2	2	142	135	9
Renfrew, Ont.....	10	87	87	10	10	45	54	1
Simcoe, Ont.....	11	141	143	9	18	99	109	8
Stormont, Dundas and Glengary, Ont.....	3	30	32	1	1	52	45	8
Sudbury, Ont.....	34	1,034	1,034	34	34	830	846	18
Teniskaming, Ont.....								
Thunder Bay, Ont.....	10	201	200	11	11	202	190	23


SESSIONAL PAPER No. 10d

TABLEAU VIII.—Statistique pénitentiaire pour les années 1917 et 1918.

Lieux de détention.	1917.				1918.			
	Number of prisoners.				Number of prisoners.			
	Nombre de prisonniers.				Nombre de prisonniers.			
	In custody, beginning of the year.	Admitted during the year.	Discharged during the year.	In custody, end of the year.	In custody, beginning of the year.	Admitted during the year.	Discharged during the year.	In custody, end of the year.
	Détenus au commencement de l'année.	Admis durant l'année.	Relâchés durant l'année.	Détenus à la fin de l'année.	Détenus au commencement de l'année.	Admis durant l'année.	Relâchés durant l'année.	Détenus à la fin de l'année.
<i>Jails—Prisons—Concluded—Fin.</i>								
Victoria and Haliburton, Ont.	2	30	30	2	24	24		
Watloo, Ont.	7	107	106	8	9	87	94	2
Welland, Ont.	6	302	301	7	7	316	313	10
Wellington, Ont.		39	37	2	2	49	48	3
Wentworth, Ont.	15	778	757	36	36	999	989	46
York, Ont.	259	6,514	6,501	272	257	7,222	7,154	325
Total, Ontario.	664	13,962	13,936	690	717	14,766	14,723	760
Dauphin, Man.		10	6	4	4	55	51	8
Central Manitoba.	28	150	146	32	32	83	99	16
Eastern Manitoba.	97	734	757	74	74	905	921	58
Western Manitoba.	31	23	52	2	2	41	32	11
Southern Manitoba.								
Northern Manitoba.								
Total, Manitoba.	156	917	961	112	112	1,084	1,103	93
Regina, Sask.	69	1,112	1,044	137	137	1,112	1,143	106
Prince Albert, Sask.	83	503	496	90	90	524	538	76
Total, Saskatchewan.	152	1,615	1,540	227	227	1,636	1,681	182
Lethbridge, Alta.	49	387	353	83	83	424	389	118
Edmonton, Alta.	61	305	297	69	69	440	404	105
Total, Alberta.	110	692	650	152	152	864	793	223
Westminster, B.C.	89	353	338	104	104	586	581	109
Kootenay, B.C.	19	129	123	25	25	210	256	9
South Fort George.	7	40	47			84	78	6
Total, British Columbia.	115	522	508	129	129	910	915	124
Dawson, Y.T.	1	27	23	5	5	36	38	3
White Horse, U.T.	3	30	33			22	21	1
Total, Yukon Territory.	4	57	56	5	5	58	59	4
Total, Canada.	1,867	27,566	27,456	1,977	2,004	29,485	29,437	2,052

## RECAPITULATION.

Penitentiaries.	1,774	620	839	1,495	1,565	963	825	1,643
Reformatories for boys.	1,198	1,673	1,633	1,188	1,189	1,721	1,715	1,195
Reformatories for girls.	276	227	194	309	309	257	255	311
Jails.	1,867	27,566	27,456	1,977	2,004	29,485	29,437	2,052
Grand total, Canada.	5,115	30,086	30,232	4,969	5,007	32,426	32,232	5,201





---

## TABLES IX, X, XI, XII

PARDONS AND COMMUTATIONS

---

## TABLEAUX IX, X, XI, XII

PARDONS ET COMMUTATIONS

---

9 GEORGE V, A. 1919

TABLE IX.—Cases in which the Prerogative of Mercy has been exercised during the year ended 30th September, 1918.

Crime for which imprisoned.	Number of persons to whom Mercy was granted.			Ages.				Proportion of sentence served when liberated.				Number released.	
	—			Under 16 years—Moins de 16 ans.	16 years and under 21—16 ans et moins de 21.	21 years and under 40—21 ans et moins de 40.	40 years and over—40 ans et plus.	Proportion de la sentence purgée lorsque libéré.				On ticket of leave.	With-out ticket of leave.
	Nombre de personne à qui grâce a été accordée.							Less than 4—Moins d'un 4.	4 and less than 1/2—4 et moins d'une 1/2.	1/2 and less than 3/4—1/2 et moins des 3/4.	Over 3—Au-d-ssus des 3.		
	Total—Totaux.	Males—Hommes.	Females—Femmes.									Sur parole.	Sans parole.
Abduction.....	1	1				1			1			1	
Arson.....	10	9	1		2	3	5	1	3	5	1	6	4
Assault, aggravated.....	32	32			3	22	3	3	4	14	13	25	7
" common.....	13	13				10	3	12	3	6	2	8	5
" indecent.....	17	17			3	8	6	1	6	3	7	14	3
" on police.....	3	3				3			1	1	1	2	1
" on wife or females.....	5	5				2	3	2		2	1	4	1
Alien Restrictions Act, offences against.....	8	6			2	5	1		1	1	4	2	6
Attempt to commit suicide.....	1	1					1		1			1	
Bigamy.....	15	11	4		2	11	4		1	9	5	11	4
Breach of conditions of T. of L.....	6	5	1			2	4		2	1	3	3	3
Burglary, house and shopbreaking.....	155	155		2	58	85	10	25	39	64	27	86	69
Carnal knowledge.....	11	14			2	4	8	2	5	5	2	11	3
Carrying unlawful weapons.....	2	2				2					1		2
Conspiracy.....	2	2				2		1		1		1	1
Concealment of birth.....	2	1	1			1	1			2		2	
Endangering railway passengers.....	2	2				2					2	1	1
False pretences.....	32	31	1	1	3	25	3	3	11	13	5	20	12
Forgery and uttering false documents.....	49	45	4		8	34	7	4	12	22	11	23	26
Fraud.....	11	11			1	8	2		3	7	1	7	4
Gambling Act, breach of.....	7	7		1		3	3		4	3		6	1
Horse and cattle stealing.....	35	35			8	25	2	4	10	14	7	20	15
Immigration Act, breach of.....	1	1				1				1			1
Incest.....	4	4					4		2	2		2	
Indecent exposure.....	8	8			2	3	3		1	3	4	6	2
Interfering with witness.....	1	1				1					1	1	
Libel.....	2	2				1	1		1		1	2	
Liquor law, offences against.....	4	4				4				3	1	3	1
Malicious injury to property.....	7	7			1	5	1	1	4	1	1	7	
Other damage to property.....	6	5	1		1	4	1	1	4		1	3	3
Military service Act, offences against.....	39	39			4	33	2	8	12	10	9	9	30
Manslaughter.....	29	17	3			14	6	1	5	11	c 3	17	3
Murder.....	4	3	1			3	1	1		d 3		4	
" attempt to commit.....	7	6	1			5	2		2	3	d 2	4	3
Non support of family.....	22	19	3		1	14	7	4	6	5	7	19	3
Opium and drug act., offences against.....	7	6	1		1	6		1		3	3	2	5
Perjury.....	5	5				4	1		4	1		2	3
Prison breach and escape.....	30	26	4		6	21	3		12	6	12	12	18
Procuracion.....	4	2	2			4			1	2	1	3	1
Rape and attempt to commit rape.....	10	10				7	3		1	3	6	10	
Receiving stolen goods.....	31	30	1			25	6	3	12	8	8	15	16
Revenue laws, offences against.....	2	2				2					1		2
Robbery.....	41	40	1		3	26	12	10	13	14	4	9	32
" highway.....	1	1			1				1	1		1	
Seamen's acts, offences against.....	1	1				1				1			1
Seditious language.....	1	1				1				3			1
Seduction.....	3	3				2	1		1		2	2	1
Shooting, stabbing and wounding.....	33	33			1	22	10	3	7	12	11	23	10

a 2, b 1 Not imprisoned, remission of fine.—Non emprisonnés, remise de l'amende.

c 1 life sentence, served 6½ years—1 sentence à vie, a purgé 6½ ans.

d Life sentence, served from 4 to 12 years.—Sentences à vie, ont purgé de 4 à 12 ans.

SESSIONAL PAPER No. 10d

TABLEAU IX.—Cas où le droit de grâce a été exercé durant l'année finissant le 30 septembre 1918.

Conditions upon which pardon or liberation was granted.											Crimes et délits pour lesquels les délinquants ont été emprisonnés.
Conditions auxquelles le pardon ou libération a été accordé.											
To abstain from intoxicants and accept employment— S'abstenir de boissons eniv. et accepter de l'emploi.	To accept employment— Accepter de l'emploi.	To resume military service— Reprendre le service militaire.	To return home— Retourner dans sa famille.	Put under care of Salvation Army—Mis sous les soins de l'Armée du Salut.	Sent to hospital for medical treatment— Envoyé à l'hôpital pour trai- tement médical.	Deportation.	Sentence reduced— Sentence réduite.	To leave the locality— Devant quitter les lieux.	Ticket of leave only— Libéré sur parole seulement.	Unconditional— Sans condition.	Various—Autres.
1	2	1	1	1	1	3	1	1	3	1	Enlèvement.
6	4	1	1	1	1	19	2	4	1	1	Incendie.
3	4	3	1	1	1	4	10	2	1	1	Voies de fait graves.
2	3	1	1	1	1	10	2	3	1	1	Voies de fait simples.
1	1	1	1	1	1	3	3	2	1	1	Attentat à la pudeur.
1	1	1	1	1	1	2	1	2	1	1	Voies de fait sur un officier de la paix.
1	3	2	1	1	1	2	2	3	1	1	" " sur femmes.
1	3	2	1	1	1	2	2	1	1	1	Inf. à la loi des restrict. contre les aubains.
15	18	60	6	3	1	4	42	6	1	1	Tentative de suicide.
1	2	1	1	1	1	1	8	1	1	1	Bigamie.
1	1	1	1	1	1	1	1	1	1	1	Forfaiture de la libération conditionnelle.
1	1	1	1	1	1	1	1	1	1	1	6 Vol avec effrac. et bris de maisons, etc.
1	1	1	1	1	1	1	1	1	1	1	Commerce charnel.
1	1	1	1	1	1	1	1	1	1	1	Port d'armes illégal.
1	1	1	1	1	1	1	1	1	1	1	Conspiration.
1	1	1	1	1	1	1	1	1	1	1	Suppression d'enfant.
1	1	1	1	1	1	1	1	1	1	1	Mettre en danger les passag. de ch. de fer
2	4	10	2	2	1	13	1	16	2	1	Faux prétextes.
1	18	2	2	2	1	6	1	1	1	1	Faux et émission de faux documents.
1	2	3	1	1	1	1	5	1	1	1	Fraude.
1	2	16	1	1	1	13	6	1	1	1	Infraction aux lois défendant le jeu.
1	1	1	1	1	1	1	1	1	1	1	1 Vol de chevaux et bestiaux.
1	1	1	1	1	1	1	1	1	1	1	Infractions aux lois d'immigrations.
1	1	1	1	1	1	1	1	1	1	1	Inceste.
1	1	1	1	1	1	1	5	1	1	1	Exposition indécente.
1	1	1	1	1	1	1	1	1	1	1	Intervenant dans un témoignage.
1	1	1	1	1	1	1	1	1	1	1	Libelle.
1	1	1	1	1	1	1	1	1	1	1	Infractions aux lois des licences de boissons.
1	1	1	1	1	1	1	1	1	1	1	Domage malicieux à la propriété.
1	1	1	1	1	1	1	1	1	1	1	Autres dommages à la propriété.
1	1	1	1	1	1	1	1	1	1	1	Infractions aux lois de la milice.
1	1	1	1	1	1	1	1	1	1	1	1 Homicide non prémédité.
1	1	1	1	1	1	1	1	1	1	1	Meurtre.
1	1	1	1	1	1	1	1	1	1	1	Tentative de meurtre.
1	1	1	1	1	1	1	1	1	1	1	Négl. de pourv. aux besoins de la famille.
1	1	1	1	1	1	1	1	1	1	1	Inf. aux lois concer. l'opium et les drog.
1	1	1	1	1	1	1	1	1	1	1	Parjure.
1	1	1	1	1	1	1	1	1	1	1	Infractions aux lois des prisons et évasion.
1	1	1	1	1	1	1	1	1	1	1	Procuration.
1	1	1	1	1	1	1	1	1	1	1	Viol et tentative de viol.
1	1	1	1	1	1	1	1	1	1	1	Recel.
1	1	1	1	1	1	1	1	1	1	1	Délits contre revenu de l'Etat.
1	1	1	1	1	1	1	1	1	1	1	Vol qualifié.
1	1	1	1	1	1	1	1	1	1	1	" de grand chemin.
1	1	1	1	1	1	1	1	1	1	1	Infractions aux lois maritimes
1	1	1	1	1	1	1	1	1	1	1	Langage séditieux.
1	1	1	1	1	1	1	1	1	1	1	Séduction.
1	1	1	1	1	1	1	1	1	1	1	Usage d'armes avec intention criminelle.

9 GEORGE V, A. 1919

TABLE IX.—Cases in which the Prerogative of Mercy has been exercised during the year ended 30th September, 1918.

Crimes for which imprisoned.	Number of persons to whom mercy was granted.			Ages.				Proportion of sentence served when liberated.				Number released.	
	—			—				—				On ticket of leave.	With out ticket of leave.
	Nombre de personne à qui grâce a été accordée.			—				Proportion de la sentence purgée lorsque libéré.					
	Total— Totaux.	Males— Hommes.	Females. Femmes.	Under 16 years— Moins de 16 ans.	16 years and under 21— 16 ans et moins de 21.	21 years and under 40— 21 ans et moins de 40.	40 years and over— 40 ans et plus.	Less than $\frac{1}{4}$ — Moins d'un $\frac{1}{4}$ .	$\frac{1}{4}$ and less than $\frac{1}{2}$ — $\frac{1}{4}$ et moins de $\frac{1}{2}$ .	$\frac{1}{2}$ and less than $\frac{3}{4}$ — $\frac{1}{2}$ et moins de $\frac{3}{4}$ .	Over $\frac{3}{4}$ — Au-dessus des $\frac{3}{4}$ .	Sur parole.	Sans parole.
Sodomy . . . . .	17	17	...	...	1	10	6	...	3	9	5	14	3
Theft. . . . .	310	297	13	5	72	195	38	18	97	144	51	207	103
Theft from the person . . . . .	31	30	1	...	4	22	5	1	11	10	9	12	19
Theft of post letters . . . . .	11	11	...	...	5	6	...	4	3	2	2	9	2
Various offences against the person . . . . .	12	12	...	...	1	1	...	...	...	1	1	1	1
Warehouse and freight car breaking. . . . .	7	7	...	...	3	4	...	2	1	4	...	4	3
Vagrancy . . . . .	34	20	14	1	11	15	7	3	2	14	14	27	b 7
Drunkenness . . . . .	2	2	...	...	...	1	1	...	...	2	...	2	...
Disorderly conduct . . . . .	1	...	1	...	1	...	...	...	...	1	...	1	...
Keeping, frequenting and bawdy houses. . . . .	16	7	9	...	4	10	2	1	3	8	4	13	3
War Measures Act, offences against . . . . .	9	9	...	...	...	7	2	...	1	1	2	3	e 6
Totals . . . . .	1156	1088	68	10	214	740	192	112	316	460	258	703	453

b 1, c 5 Not imprisoned, remission of fine—Non emprisonnés, remise de l'amende.



SESSIONAL PAPER No. 10d

TABLEAU IX.—Cas où le droit de grâce a été exercé durant l'année finissant le 30 septembre 1918.

Conditions upon which pardon or liberation was granted.												
Conditions auxquelles le pardon ou libération a été accordé.												
To abstain from intoxicants S'abstenir de boissons eniv. et accepter de l'emploi.	To accept employment— Accepter de l'emploi.	To resume military service— Reprendre le service militaire.	To return home— Retourner dans sa famille.	Put under care of Salvation Army—Mis sous les soins de l'armée du salut.	Sent to hospital for medical treatment— Envoyé à l'hôpital pour traite- ment médical.	Deportation.	Sentence reduced— Sentence réduite.	To leave the locality— Devant quitter les lieux.	Ticket of leave only— Libéré sur parole seulement.	Unconditional— Sans condition.	Various—Autres.	Crimes et délits pour lesquels les délinquants ont été emprisonnés.
1	15	74	13	1	3	3	1	1	10	3	2	Sodomie.
23	3	15			3	18	1	2	145	3	12	Vol simple.
3	2	2			1	3			6		1	Vol sur la personne.
	1	1							6			Vol de lettres postales.
	3	3							3			Diverses offenses contre la personne.
6	4	2	3	6	1	2	1		9			Bris d'entrepôts.
2												Vagabondage.
			1									Ivresse.
2	1	1	1	2		2			7			Conduite déréglée.
												Tenant, habitant et fréquentant des mai- sons de désordre.
	1	1				5			2			Inf. aux lois de mesures de guerre.
93	75	329	38	23	17	73	15	9	433	12	33	



SESSIONAL PAPER No. 10d

TABLEAU XI.—Cas où le droit de grâce a été exercé durant l'année finissant le 30 septembre 1918.

Nombre des prisonniers libérés par institutions et classification de crimes.

CLASS II.—Offences ag't. property with violence—CLASSE II Délits avec violence contre la propriété.		Class III.—Offences ag't property without violence—CLASSE III.— Délits sans violence contre la propriété.				Class IV. Arson and other malicious injury to property.	Class V. Forgery and offences against currency.	Class VI.—Other offences not included in the foregoing classes.			
Burglary shop and house breaking.—Vol avec effraction, bris de maison et de magasins.		Robbery.				Class IV. Incendie et autres dommages malicieux à la propriété.	Classe V. Faux et délits par rapport à la monnaie.	Classe VI.—Autres délits non compris dans les classes précédentes.			
Vol qualifié.		False pretences— Faux prétextes.				Vol de chevaux et bestiaux.				Military deserters and absentees.	
		Fraud— Fraude				Vol et recel d'effets volés.				Deserteurs militaires.	
		Theft and receiving stolen goods.				Horse and cattle stealing.				Prison breach and escape from custody— Infraction aux lois de prisons et évasion.	
		Vagrancy and Drunkenness.				Vagabondage et ivresse.				Bawdy houses keepers and inmates— Tenants et habitants des maisons de désordre.	
		Various other offences.				Divers autres délits.					
31	8	2	...	34	7	3	5	17	13		
46	12	6	12	70	2	1	8	1	4		
26	4	12	...	20	1	4	2	1	3		
1	3	...	...	8	2	2	...	3	1		
4	2	...	...	5	3	1	3	1	1		
7	2	1	...	11	10	...	1	1	1		
5	7	...	1	12	12	2	4	5	...		
123	38	11	5	160	25	13	23	17	22		22
...	...	...	...	5	...	...	3	4	5	2	
...	...	...	...	10	...	...	3	...	...	...	
11	1	3	1	35	3	...	1	12	3	1	4
1	...	...	...	3	...	...	1	...	...	...	1
1	...	2	...	8	1	...	...	1	...	...	1
...	...	...	...	8	...	...	...	...	...	...	...
...	...	...	...	5	...	...	...	...	...	...	...
...	...	...	...	6	...	...	...	...	...	1	1
2	...	...	...	4	...	1	...	...	...	...	1
...	...	...	...	2	...	...	...	...	...	...	...
...	...	...	...	1	...	...	...	...	...	...	...
...	...	...	...	1	...	...	...	...	...	...	...
...	...	...	...	...	...	...	...	...	...	1	...
...	...	...	...	...	...	...	...	...	...	...	...
...	...	...	...	1	...	...	...	...	...	...	...
...	...	...	...	...	...	...	...	...	...	...	...
...	...	...	...	1	...	...	...	...	...	...	...
15	2	6	1	85	4	1	8	13	7	13	18
...	...	...	...	...	...	...	...	...	...	...	...
...	...	1	...	2	...	...	...	...	...	...	...
...	...	...	...	1	...	1	...	...	...	...	...
...	...	...	...	...	...	...	...	...	...	1	...
...	...	...	...	3	...	...	...	...	...	...	2
...	...	...	...	...	...	1	...	...	...	...	...

9 GEORGE V, A. 1919

TABLE X.—Cases in which the Prerogative of Mercy has been exercised during the year ended the 30th September, 1918.

Number of prisoners liberated by Institutions and classification of crimes.

	Totals. — Totaux.		CLASS I.—Offences against the person. — CLASSE I.—Outrages contre la personne.								
Place of imprisonment when liberated. Lieu d'où les prisonniers ont été libérés.	Males—Hommes.	Females—Femmes.	Assault, all kinds— Voies de fait de toutes sortes.	Shooting, stabbing and wounding—Coups et blessures.	Bigamy—Bigamie	Rape and attempt to commit rape—Viol et tentative de viol.	Seduction, carnal knowledge and incest—Seduction, commerce charnel et inceste.	Murder—Meurtre.	Attempt to commit murder— Tentative de meurtre.	Manslaughter—Homicide non prémédité.	Other offences against the per- son—Divers autres outrages contre la personne.
Common gaol at:—											
Hopewell Cape, N.B. ....	1		1								
Bordeau, Que. ....	36				1						2
Quebec, Que. ....	20	5								1	12
Hull, Que. ....	1	1				1					
St. Hyacinthe, Que. ....	1										
St. Scholastique, Que. ....	1										
Sherbrooke, Que. ....	6		1								
Sweetsburg, Que. ....	2										
Three Rivers, Que. ....	1		1								
Bracebridge, Ont. ....	1	1									
Brampton, Ont. ....	1		1								
Brockville, Ont. ....		1			1						
Chatham, Ont. ....	3										
Cobourg, Ont. ....	4										
Cornwall, Ont. ....	1										
Fort William, Ont. ....	2										
Fort Francis, Ont. ....	4										
Guelph, Ont. ....	2										
Hamilton, Ont. ....	7										2
Kingston, Ont. ....	1										
Kitchener, Ont. ....	2										1
London, Ont. ....	1			1							
Lindsay, Ont. ....	2										
Napanee, Ont. ....	1										
North Bay, Ont. ....	1	1									
Ottawa, Ont. ....	9	1		1							
Owen Sound, Ont. ....	1										
Peterborough, Ont. ....	3										
Port Arthur, Ont. ....	2	1	2								
Sandwich, Ont. ....	4		1							1	
Sault Ste Marie, Ont. ....	1										
Sarnia, Ont. ....	2										
Sudbury, Ont. ....	4										
St. Catharines, Ont. ....	2		2								
St. Thomas, Ont. ....	3		2								
Toronto, Ont. ....	2	1	1							1	1
Welland, Ont. ....	2										
Whitby, Ont. ....	1										
Woodstock, Ont. ....	1										
Dalphin, Man. ....	1			1							
Minnedosa, Man. ....	1										
Portage la Prairie, Man. ....	7	1	1								
Winnipeg, Man. ....	30	1	2	1							3
Prince Albert, Sask. ....	17	1	1						1		
Regina, Sask. ....	62		4	1		1	2				3
Fort Saskatchewan, Alta. ....	19		1	1		1					
Lethbridge, Alta. ....	33		4			1					



TABLEAU X.---Cas où le droit de grâce a été exercé durant l'année finissant le 30 septembre 1918.

Nombre des prisonniers libérés par institutions et classification de crimes.

[illegible]

9 GEORGE V, A. 1919

TABLE X.—Cases in which the Prerogative of Mercy has been exercised during the year ended 30th September, 1918.

Number of prisoners liberated by Institutions and classification of crimes.

Place of imprisonment whence liberated  Lieu d'où les prisonniers ont été libérés.	Totals. Totaux.		CLASS I.—Offences against the person. CLASSE I.—Outrages contre la personne.								
	Males—Hommes.	Females—Femmes.	Assault, all kinds— Voies de fait de toutes sortes.	Shooting stabbing and wounding—Coups et blessures.	Bigamy—Bigamies.	Rape and attempt to commit rape—Viol et tentative de viol.	Seduction, carnal knowledge and incest—Séduction, commerce charnel et inceste.	Murder—Meurtre	Attempt to commit murder— Tentative de meurtre.	Manslaughter—Homicide non prémédité.	Other offences against the person—Divers autres outrages contre la personne
Common gaol at:—											
Macleod, Atla. ....	5				1						1
Kamloops, B.C. ....	1			1							
Nelson, B.C. ....	1										
South Fort George, B.C. ....	1		1								
Dawson, Y.T. ....	1										
Mounted Police Barracks, Y.T. ....	1										
Totals, common gaols. ...	343	21	29	12	4	4	4	.....	1	3	22
Not imprisoned .....	17										
Grand totals.....	1088	68	70	33	15	10	21	4	7	20	35

SESSIONAL PAPER No. 10d

TABLEAU X.—Cas où le droit de grâce a été exercé durant l'année finissant le 30 septembre 1918.

Nombre des prisonniers libérés par institutions et classification de crimes.

CLASS II.—Offences ag't property with violence—CLASSE II.—Délits avec violence contre la propriété.		Class III.—Offences ag't property without violence—CLASSE III.—Délits sans violence contre la propriété.				Class IV.—Arson and other malicious injury to property.		Class V.—Forgery and offences against currency.		Class VI.—Other offences not included in the foregoing classes.				
Burglary shop and house breaking—Vol avec effraction, bris de maison et de magasins.		Robbery.				—		—		Classe VI.—Autres délits non compris dans les classes précédentes.				
—		Vol qualifié.				—		—		—				
		False pretences—Faux prétextes.				Class IV. Incendie et autres dommages malicieux à la propriété.		Classe V. Faux et délits par rapport à la monnaie.		Military deserters and absentees.				
		Fraud—Fraude.								Deserters militaires.				
		Theft and receiving stolen goods.								Prison breach and Escape from custody—Infraction aux lois de prisons et évasion.				
		Vol de recel d'effets volés.								Vagrancy and Drunkenness.				
		Horse and cattle stealing.								Vagabondage et ivresse.				
		Vol de chevaux et bestiaux.								Bawdy houses keepers and inmates—Tenant et habitant des maisons de désordre.				
										Various other offences.				
										Divers autres délits.				
.....	.....	.....	.....	1	.....	.....	.....	.....	.....	.....	.....	1	.....	1
.....	.....	1	.....	.....	.....	.....	.....	.....	.....	.....	.....	.....	.....	.....
.....	.....	.....	.....	3	1	.....	.....	1	.....	.....	1	.....	.....	.....
.....	.....	.....	.....	.....	.....	.....	.....	.....	.....	.....	.....	.....	.....	1
.....	.....	.....	.....	2	.....	.....	.....	.....	.....	.....	.....	.....	.....	.....
.....	.....	.....	.....	.....	.....	.....	.....	.....	.....	.....	.....	.....	.....	1
24	2	15	5	137	6	3	18	8	1	22	9	35	.....	.....
.....	.....	.....	.....	1	.....	.....	.....	1	.....	1	.....	14	.....	.....
162	42	32	11	343	35	17	49	39	20	36	16	89	.....	.....

8 GEORGE V, A. 1918

TABLE XI.—Cases in which the Prerogative of Mercy has been exercised during the year ended 30th September, 1918.

Convicts out on Ticket of Leave who have been granted unconditional liberty.

Prisonniers élargis conditionnellement qui ont reçu leur entière liberté.

Prison whence liberated, and offences.	Sentence		Portion of term served.				Portion of sentence for which freedom was granted. — Partie de la sentence remise.		Age and sex. — Age et sexe.		Lieux d'où les prisonniers ont été libérés, et délits.
			In prison.	On ticket of leave.							
			Partie de la sentence purgée.								
	En prison.	Libération sur parole.									
	Years— Années.	Mo's.	Years— Années.	Mo's.	Years— Années.	Mo's.	Years— Années.	Mo's.	M. — H.	F.	
Dorchester Penitentiary :—											Pénitencier de Dorchester :—
House breaking and theft	4	...	1	10	1	3	...	11	23	...	Bris de maison et vol.
" " "	3	4	2	10	...	4	...	2	27	...	" " "
St. Vincent de Paul Peni- tentiary :—											Pénitencier de St-Vincent-de- Paul :—
House breaking and theft	5	...	1	2	1	5	2	5	19	...	Bris de maison et vol.
" " "	5	...	2	5	...	4	2	3	32	...	" " "
" " "	3	...	1	5	...	9	...	10	36	...	" " "
Theft	4	...	2	1	...	10	1	1	20	...	Vol simple.
" " "	3	...	1	6	...	9	...	9	20	...	" " "
Kingston Penitentiary :—											Pénitencier de Kingston :—
Arson	5	...	1	4	1	8	2	...	30	...	Incendie.
" " "	5	...	2	1	1	1	1	10	21	...	" " "
" " and theft	5	...	2	6	...	6	2	...	20	...	" " et vol.
False pretences	5	...	2	10	...	6	1	8	44	...	Faux prétextes.
Incest	10	...	4	4	3	2	2	6	47	...	Inceste.
Seduction, etc.	5	...	1	5	...	8	2	11	24	...	Séduction, etc.
Theft	5	...	2	3	...	4	2	5	24	...	Vol simple.
" of post letter	3	...	1	3	...	10	...	11	24	...	Vol de lettres postales.
Manitoba Penitentiary :—											Pénitencier du Manitoba :—
Abortion	5	...	...	10	1	9	2	5	39	...	Avortement.
Robbery	12	...	5	1	1	6	5	5	26	...	Vol.
" " and shooting	14	6	6	3	...	8	...	7	25	...	" " et usage d'armes, etc.
Theft and false pretences	2	6	...	9	...	5	1	4	61	...	" " et faux prétextes.
Saskatchewan Penitentiary											Pénit. de la Saskatchewan :—
Forgery and false pre- tences.	3	...	1	2	...	11	...	11	44	...	Faux et faux prétextes.
Manslaughter	Life	...	3	4	4	1	...	...	23	...	Homicide non prémédité.
" " and escape	10	6	4	5	1	2	4	11	38	...	" " " et évasion.
Theft	2	...	1	4	...	2	...	6	55	...	Vol simple.
" of horse	3	...	1	5	1	1	...	6	18	...	Vol de cheval.
Alberta Penitentiary :—											Pénitencier d'Alberta :—
Wounding	5	...	1	9	...	3	3	...	43	...	Blessures.
British Columbia Peniten- tary :—											Pénitencier de la Colombie- Britannique :—
House breaking and theft	3	...	2	...	...	10	...	2	26	...	Bris de maison et vol.
Regina Jail :—											Prison de Regina :—
Theft	2	...	...	11	...	10	...	3	27	...	Vol simple.



SESSIONAL PAPER No. 10d

TABLEAU XII.—Cas où le droit de grâce a été exercé durant l'année finissant le 30 septembre 1918.

Death sentences commuted during the year ended the 30th September, 1918.

Sentences de mort commuées durant l'année finissant le 30 septembre, 1918.

CRIME.	DATE OF--DE LA		Age and sex.	Nature of commutation. Nature de la commutation.	By what Court tried. Par quelle cour mis en jugement.
	Sentence.	Commutation.	Age et sexe.		
			H — F — M		
Murder—Meurtre.	July 12, '17	Oct. 3, '17	19 ..	Life imprisonment. Emprisonnem. à vie.	King's Bench—Banc du Roi, Winnipeg, Man.
" "	" 14, '17	" 29, '17	19 ..	" " ..	Supreme, Peace River, Alta.
" "	Oct. 5, '17	Nov. 26, '17	40 ..	" " ..	King's Bench—Banc du Roi, Sweetsburg, Que.
" "	Dec. 5, '17	Feb. 21, '18	29 ..	" " ..	Assize—Assises, Sarnia, Ont.
" "	" 5, '17	April 9, '18	20 ..	" " ..	" Pembroke, Ont.
" "	" 8, '17	Mar. 19, '18	22 ..	" " ..	King's Bench—Banc du Roi, Dauphin, Man.
" "	May 29, '18	Aug. 17, '18	30 ..	" " ..	Assize—Assises, Parry Sound, O.
" "	July 4, '18	Sept. 24, '18	15 ..	" " ..	King's Bench—Banc du Roi, Winnipeg, Man.
" "	May 15, '18	July 18, '18	35 ..	" " ..	Supreme, Fernia, B.C.
" "	June 7, '18	Sept. 30, '18	...	" " ..	King's Bench—Banc du Roi, Moosomin, Sask.

---

---

## TABLE XIII

OFFENCES AND RATIOS, 1876-1918.

---

## TABLEAU XIII

DÉLITS ET PROPORTIONS, 1876-1918.

---

---

9 GEORGE V

SESSIONAL PAPER No. 10d

A. 1919

TABLE XIII.—Showing the number of convictions by groups of offences from 1876 to 1918 and the ratio of each group to the total convictions, also the number of convictions per 100,000 of the population.

TABLEAU XIII.—Montrant le nombre de condamnations par groupes de délits, depuis 1876 jusqu'à 1918, avec le pourcentage de chaque groupe et la proportion par 100,000 de population.

Year — Année.	Offences against the person.			Offences against property with violence.			Offences against property without violence.			Other felonies and misdemeanours.			Totals of criminal offences.		
	Outrages contre la personne.			Délits avec violence contre la propriété.			Délits sans violence contre la propriété.			Autres délits.			Totalité des délits criminels.		
	No.	P. cent	P. 100,000 pop.	No.	P. cent	P. 100,000 pop.	No.	P. cent	P. 100,000 pop.	No.	P. cent	P. 100,000 pop.	No.	P. cent	P. 100,000 pop.
1876	4,959	17.6	125	201	0.7	5	2,870	10.2	73	121	0.4	3	8,151	28.9	206
1877	5,253	17.3	131	229	0.8	6	3,316	11.0	82	114	0.3	3	8,912	29.4	222
1878	5,376	16.3	132	222	0.7	5	3,612	10.9	89	129	0.4	3	9,339	28.3	229
1879	4,815	16.8	116	238	0.8	6	3,043	10.5	73	75	0.3	2	8,168	28.4	197
1880	5,694	20.2	135	176	0.6	4	3,018	10.7	71	202	0.7	5	9,090	32.2	215
1881	4,353	14.9	100	144	0.5	3	2,593	8.8	60	288	1.0	7	7,378	25.2	170
1882	4,667	14.9	107	173	0.6	4	2,845	9.1	65	106	0.3	2	7,791	24.9	178
1883	4,868	14.5	110	132	0.4	3	2,587	7.7	5	128	0.3	3	7,715	22.9	174
1884	4,288	14.4	95	228	0.8	5	3,547	11.9	79	167	0.5	4	8,230	27.6	183
1885	5,057	14.9	111	222	0.6	5	3,157	9.3	70	289	0.8	6	8,725	25.6	192
1886	5,202	15.2	111	255	0.7	6	2,943	8.6	65	224	0.7	5	8,624	25.2	188
1887	4,902	14.2	106	208	0.6	5	2,519	7.3	54	224	0.6	5	7,873	22.7	170
1888	4,790	12.7	102	225	0.6	5	3,442	9.1	73	162	0.4	4	8,619	22.8	184
1889	5,284	13.7	111	283	0.7	6	3,456	9.0	73	164	0.4	4	9,187	23.8	194
1890	5,093	13.1	107	276	0.7	6	3,267	8.5	68	164	0.4	3	8,800	22.7	184
1891	4,788	12.7	99	283	0.8	6	3,369	9.0	79	169	0.4	3	8,600	22.9	178
1892	4,903	13.9	101	251	0.7	5	3,232	9.2	61	173	0.5	3	8,559	24.3	175
1893	4,689	13.2	95	362	1.0	7	3,574	10.0	72	181	0.5	4	8,806	24.7	178
1894	4,599	12.7	92	450	1.2	10	4,155	11.5	83	200	0.6	4	9,404	26.0	189
1895	4,652	12.4	92	462	1.3	9	4,199	11.2	83	295	0.7	6	9,608	25.6	191
1896	4,544	12.1	89	408	1.1	8	4,104	11.0	81	301	0.9	6	9,357	25.1	184
1897	4,418	11.7	86	475	1.2	8	4,431	11.7	86	469	1.0	8	9,733	25.6	189
1898	4,594	12.0	88	540	1.4	11	4,594	12.0	88	335	0.9	6	10,063	26.3	193
1899	4,227	10.9	80	444	1.2	8	4,541	11.9	87	339	0.9	6	9,551	24.7	181
1900	4,598	11.0	86	413	1.0	8	4,571	11.0	86	411	1.0	8	9,993	24.0	188
1901	4,698	11.2	87	451	1.0	8	4,441	10.6	82	384	0.9	7	9,974	23.7	184
1902	4,773	11.0	86	413	0.9	7	4,541	10.4	82	363	0.8	7	10,090	23.1	182
1903	5,480	10.9	97	543	1.1	9	4,944	9.8	87	505	1.0	9	11,472	22.8	202
1904	5,919	10.8	102	552	1.0	9	5,295	9.6	91	528	1.0	9	12,294	22.4	211
1905	5,694	9.1	95	656	1.1	11	5,711	9.1	95	812	1.3	14	12,873	20.6	215
1906	6,215	8.8	101	645	0.9	10	6,425	9.1	104	1,078	1.5	18	14,363	20.3	233
1907	6,651	8.4	105	681	0.9	11	6,907	8.7	110	807	1.0	13	15,046	19.0	239
1908	7,379	8.3	113	893	1.2	14	7,973	9.0	123	1,069	1.0	16	17,314	19.5	266
1909	6,586	7.3	98	848	1.0	13	7,771	8.6	116	1,332	1.5	20	16,537	18.4	247
1910	7,793	7.6	113	943	0.9	14	8,191	8.0	118	1,131	1.0	16	18,058	17.5	261
1911	8,352	7.4	117	977	0.9	13	9,024	8.0	126	1,194	1.0	17	19,547	17.3	273
1912	9,371	6.4	127	1,195	0.8	16	10,626	7.3	145	1,540	1.0	21	22,732	15.5	309
1913	11,441	6.6	152	1,472	0.9	19	12,721	7.3	169	1,724	1.0	23	27,361	15.8	363
1914	12,136	6.6	157	1,810	1.0	23	14,645	8.0	190	1,952	1.1	25	30,543	16.7	395
1915	10,664	7.0	135	2,234	1.4	28	14,269	9.3	180	1,525	1.0	19	28,092	13.7	362
1916	9,327	7.5	115	1,478	1.2	18	11,018	8.9	135	1,459	1.2	18	23,282	18.8	286
1917	6,852	6.0	82	1,321	1.2	16	9,886	8.6	118	1,271	1.1	15	19,330	16.9	231
1918	7,291	5.9	85	2,049	1.7	24	10,743	8.7	125	1,390	1.1	16	21,473	17.4	250

TABLE XIII.—Showing the number of convictions by groups of offences from 1876 to 1918, and the ratio of each group to the total convictions, also the number of convictions per 100,000 of the population.

Minor offences—Petits délits.

Y'ar — An- née.	Breach of Municipal Act and By-laws. — Contravention aux lois municipales.			Breach of Liquor laws. — Infraction aux lois des licences de boissons.			Drunkenness. — Ivresse.			Vagrancy. — Vagabondage.			Loose, Idle and Disorderly. — Conduite dérégulée.		
	No.	P. cent	P. 100,000	No.	P. cent	P. 100,000	No.	P. cent	P. 100,000	No.	P. cent	P. 100,000	No.	P. cent	P. 100,000
1876	3,970	14.0	101	1,483	5.3	38	11,074	39.3	280	1,294	4.5	33	.....	.....	.....
1877	922	3.0	23	2,163	7.1	54	11,163	36.8	278	1,919	6.3	48	.....	.....	.....
1878	1,370	4.1	34	1,885	5.7	46	10,952	33.2	269	1,738	5.3	42	58	2	1
1879	1,480	5.2	36	1,799	6.3	43	8,691	30.2	209	2,513	8.7	61	1,470	5.1	36
1880	1,892	6.7	45	1,659	5.9	40	8,438	29.9	200	2,426	8.6	58	1,818	6.4	43
1881	2,565	8.8	59	1,747	6.0	40	9,575	32.8	221	2,082	7.2	48	2,820	9.6	65
1882	2,720	8.7	62	1,672	5.3	38	11,509	36.8	262	1,693	5.4	38	2,391	7.6	55
1883	3,427	10.2	77	2,006	6.0	45	12,784	38.1	288	1,795	5.3	40	1,741	5.2	40
1884	1,874	6.3	42	1,935	6.5	43	9,939	33.4	222	2,366	7.9	53	1,254	4.2	28
1885	3,029	8.9	67	2,057	6.0	45	11,246	33.0	248	1,879	5.6	41	704	2.0	16
1886	2,905	8.5	63	2,627	7.7	57	11,156	32.6	243	1,935	5.7	42	1,981	5.8	43
1887	3,558	10.3	77	3,735	10.8	80	11,694	33.8	252	1,790	5.2	39	1,748	5.0	38
1888	3,504	9.3	75	3,936	10.4	84	12,807	33.9	273	1,554	4.1	33	2,992	7.9	64
1889	3,418	8.9	72	3,030	7.8	64	13,841	35.9	292	1,902	4.9	40	2,172	5.6	46
1890	3,355	8.7	70	2,203	5.7	46	14,045	36.3	293	3,034	7.9	63	1,905	5.0	40
1891	3,803	10.1	79	2,310	6.2	48	13,026	34.6	269	3,335	8.9	69	1,598	4.2	33
1892	3,421	9.7	70	2,073	5.9	42	11,452	32.5	235	3,223	9.1	66	1,614	4.6	33
1893	3,613	10.1	73	2,669	7.5	54	11,651	32.7	236	2,961	8.3	60	1,506	4.2	30
1894	3,358	9.3	67	2,143	5.9	43	11,558	32.6	232	3,371	9.3	68	1,758	4.9	35
1895	3,547	9.4	70	2,074	5.5	41	11,558	30.8	230	3,987	10.6	79	1,586	2.0	32
1896	4,307	11.5	84	1,987	5.2	39	11,295	30.3	222	3,897	10.5	77	1,713	4.6	34
1897	4,408	11.6	86	2,099	5.5	41	10,586	27.9	206	4,221	11.1	82	1,382	3.6	27
1898	4,072	10.7	78	2,178	5.7	42	11,259	29.5	217	3,700	9.6	71	1,788	4.7	34
1899	5,244	13.5	100	2,083	5.4	40	11,090	28.6	211	3,485	9.0	66	1,784	4.7	34
1900	5,227	12.5	98	1,946	4.7	36	12,215	29.3	230	3,321	8.0	62	1,947	4.7	37
1901	5,938	14.0	110	2,220	5.2	41	12,727	30.4	235	3,253	7.7	60	2,047	4.8	30
1902	6,028	13.9	109	2,366	5.4	43	13,324	30.6	241	2,918	6.7	53	1,969	4.5	36
1903	6,269	12.4	111	3,031	6.6	53	16,532	32.8	291	3,261	6.5	58	2,296	4.6	40
1904	5,692	10.4	98	3,318	6.0	57	18,895	34.4	324	3,847	7.0	66	2,429	4.4	42
1905	8,743	14.0	146	3,275	5.2	54	21,621	34.5	361	4,608	7.4	77	2,885	4.6	48
1906	11,032	15.6	179	3,245	4.6	52	25,110	35.4	407	4,319	6.1	70	3,785	5.3	61
1907	11,308	14.3	179	3,498	4.4	55	29,802	37.7	473	5,079	6.4	80	3,692	4.7	59
1908	12,841	14.5	198	3,579	4.6	55	31,089	35.1	479	6,648	7.5	102	4,461	5.0	69
1909	14,918	16.6	223	3,999	4.4	60	31,105	34.6	464	6,529	7.4	97	4,172	4.6	62
1910	20,969	20.4	303	4,665	4.5	67	34,068	33.1	494	6,086	5.9	88	3,859	3.8	55
1911	18,118	16.0	253	4,775	4.2	67	41,379	36.5	578	7,860	6.9	110	5,069	4.5	71
1912	27,712	18.9	377	5,671	3.9	77	53,271	36.4	725	12,170	8.3	165	5,480	3.7	74
1913	34,183	19.7	454	5,969	3.5	79	60,975	35.2	810	12,240	7.1	163	7,239	4.2	96
1914	33,570	18.3	435	5,871	3.2	76	60,967	32.8	777	15,263	8.3	198	9,063	5.0	117
1915	31,312	20.5	395	5,432	3.6	69	41,161	26.8	519	11,461	7.5	145	6,435	4.2	81
1916	28,411	22.9	349	6,248	5.0	77	32,730	26.5	402	6,634	5.4	81	4,638	3.8	58
1917	32,718	28.6	391	7,339	6.4	88	27,882	24.4	343	4,406	4.0	53	2,264	2.0	27
1918	38,401	31.1	447	7,472	6.1	87	21,026	17.1	245	3,867	3.1	45	2,614	2.1	30



## SESSIONAL PAPER No. 10d

TABLEAU XIII.—Montrant le nombre de condamnations par groupes de délits' depuis 1876 jusqu'à 1918, avec le pourcentage de chaque groupe et la proportion par 100,000 de population.

Minor offences—Petits délits.

Year.	Keeping Bawdy Houses and Inmates Thereof.			Miscellaneous Minor Offences.			Total Minor Offences.			Grand Totals.		
Année	Tenant et habitant des maisons de désordre.			Divers petits délits.			Totalité des petits délits.			Grands Totaux.		
	No.	P. cent	P. 100,000	No.	P. cent	P. 100,000	No.	P. cent	P. 100,000	No.	P. cent	P. 100,000
1876	525	1.9	13	1,718	6.1	43	20,064	71.1	508	28,215	100	714
1877	444	1.5	11	4,777	15.8	119	21,388	70.6	533	30,300	100	755
1878	752	2.2	18	6,911	21.0	170	23,666	71.7	580	33,005	100	809
1879	657	2.3	16	3,958	13.8	95	20,568	71.6	496	28,736	100	693
1880	721	2.6	17	2,165	7.7	51	19,119	67.8	454	28,209	100	669
1881	996	3.4	23	2,064	7.0	48	21,847	74.8	504	29,225	100	674
1882	782	2.5	18	2,747	8.8	63	23,514	75.1	536	31,305	100	714
1883	929	2.8	21	3,175	9.5	72	25,857	77.1	583	33,572	100	757
1884	853	2.9	19	3,342	11.2	74	21,563	72.4	481	29,793	100	664
1885	1,004	3.0	22	5,398	15.9	119	25,317	74.4	558	34,042	100	750
1886	771	2.2	17	4,206	12.3	92	25,581	74.8	557	34,205	100	745
1887	529	1.5	11	3,718	10.7	80	26,772	77.3	577	34,645	100	747
1888	551	1.5	12	3,829	10.1	82	29,173	77.2	622	37,792	100	806
1889	654	1.7	14	4,404	11.4	93	29,421	76.2	621	38,608	100	815
1890	911	2.4	19	4,453	11.3	93	29,906	77.3	624	38,706	100	808
1891	771	2.1	16	4,144	11.0	85	29,017	77.1	599	37,617	100	777
1892	882	2.5	18	4,029	11.4	82	26,734	75.7	547	35,293	100	722
1893	685	1.9	14	3,760	10.6	76	26,847	75.3	544	35,653	100	722
1894	560	1.6	11	4,013	11.0	81	26,761	74.0	557	36,165	100	726
1895	738	4.1	15	4,487	12.0	89	27,977	74.4	556	37,585	100	747
1896	671	1.8	13	4,051	10.9	80	27,921	74.9	549	37,278	100	733
1897	855	2.3	17	4,694	12.4	91	28,245	74.4	550	37,978	100	739
1898	1,026	2.7	20	4,120	10.8	79	28,143	73.7	541	38,206	100	735
1899	1,077	2.8	20	4,396	11.3	83	29,159	75.3	554	38,710	100	736
1900	1,436	3.4	27	5,569	13.4	105	31,661	76.0	595	41,654	100	783
1901	1,107	2.6	20	4,882	11.6	90	32,174	76.3	596	42,148	100	780
1902	1,787	4.1	32	5,054	11.6	91	33,446	76.9	605	43,536	100	787
1903	1,799	3.6	32	5,723	11.3	101	38,911	77.2	686	50,383	100	888
1904	1,984	3.6	34	6,487	11.8	111	42,652	77.6	732	54,946	100	943
1905	2,036	3.2	34	6,518	10.5	109	49,686	79.4	829	62,559	100	1,044
1906	1,595	2.2	26	7,454	10.5	121	56,540	79.7	916	70,903	100	1,149
1907	2,069	2.6	53	8,676	10.9	138	61,124	81.0	1,017	79,170	100	1,256
1908	2,998	3.4	46	9,704	11.0	150	71,320	80.5	1,099	88,634	100	1,365
1909	2,589	2.8	39	10,103	11.2	151	73,415	81.6	1,096	89,952	100	1,343
1910	2,814	2.8	41	12,344	12.0	179	84,845	82.5	1,227	102,903	100	1,488
1911	2,743	2.4	38	13,769	12.2	192	93,713	82.7	1,309	113,260	100	1,582
1912	2,439	1.6	33	17,112	11.7	233	123,795	84.5	1,686	146,527	100	1,995
1913	4,357	2.5	58	20,814	12.0	276	145,777	84.2	1,936	173,138	100	2,299
1914	4,935	2.7	64	23,723	13.0	307	152,492	83.3	1,974	183,035	100	2,369
1915	5,464	3.6	69	23,078	15.0	291	124,363	81.3	1,569	153,055	100	1,931
1916	4,374	3.5	54	17,424	14.1	214	100,509	81.2	1,235	123,791	100	1,521
1917	4,443	4.0	53	15,629	13.7	187	94,681	83.1	1,132	114,011	100	1,363
1918	5,620	4.6	65	22,795	18.5	265	101,795	82.6	1,184	123,268	100	1,434

9 GEORGE V, A. 1919

TABLE XIV.—Showing the Number of Convictions and Sentences for the Years 1817 to 1918, also the ratio of each class of Sentences to the whole.

Year.	Total convictions.	Sentences.					
		Committed to Jail.				Penitentiary.	
		—				—	
		Emprisonnés.				Pénitencier.	
Année.	Totalité des condamnations.	With option of a fine.		With no Option.		To two years and under five.	
		Sur option entre la prison ou l'amende.		Sans option.		Deux ans et moins de cinq.	
		No.	P. cent.	No.	P. cent.	No.	P. cent.
1876 .....	28,215	19,027	67·4	3,491	12·4	454	1·6
1877 .....	30,300	24,474	80·7	4,565	15·1	422	1·4
1878 .....	33,005	26,132	79·2	5,305	16·1	537	1·6
1879 .....	28,736	22,466	78·2	4,687	16·3	490	1·7
1880 .....	28,209	22,782	80·7	4,187	14·8	356	1·3
1881 .....	29,225	24,046	82·3	3,610	12·3	304	1·0
1882 .....	31,305	26,299	84·0	3,391	10·8	270	0·8
1883 .....	33,572	28,286	84·2	3,757	11·2	248	0·7
1884 .....	29,793	24,212	81·2	3,972	13·3	267	0·9
1885 .....	34,042	28,040	82·4	4,287	12·6	341	1·0
1886 .....	34,205	28,735	84·0	3,629	10·6	316	0·9
1887 .....	34,645	29,925	86·4	3,215	9·3	249	0·7
1888 .....	37,798	31,977	84·6	3,916	10·4	231	0·6
1889 .....	38,608	31,986	82·8	4,216	10·9	300	0·8
1890 .....	38,706	32,151	83·1	3,913	10·1	284	0·7
1891 .....	37,617	30,207	80·3	4,305	11·4	299	0·8
1892 .....	35,293	28,000	79·3	3,925	11·1	249	0·7
1893 .....	35,653	27,978	78·5	4,388	12·3	274	0·8
1894 .....	36,165	27,738	76·7	4,557	12·6	388	1·1
1895 .....	37,585	28,849	76·7	4,583	12·2	354	0·9
1896 .....	37,278	28,057	75·3	5,060	13·6	371	1·0
1897 .....	37,978	27,970	73·6	5,235	13·8	426	1·1
1898 .....	38,206	28,125	73·6	5,217	13·6	369	1·0
1899 .....	38,710	29,316	75·7	4,684	12·1	423	1·1
1900 .....	41,654	31,290	75·1	5,202	12·5	378	0·9
1901 .....	42,148	31,820	75·5	4,783	11·3	383	0·9
1902 .....	43,536	33,879	77·8	4,350	10·0	358	0·8
1903 .....	50,383	39,213	77·8	4,545	9·0	431	0·9
1904 .....	54,946	42,588	77·5	5,180	9·4	501	0·9
1905 .....	62,559	48,239	77·1	5,826	9·3	519	0·8
1906 .....	70,903	55,449	78·2	6,342	8·9	622	0·9
1907 .....	79,170	59,377	75·0	7,391	9·3	533	0·7
1908 .....	88,634	64,071	72·3	8,703	9·8	779	0·9
1909 .....	89,952	65,305	72·6	8,030	8·9	844	0·9
1910 .....	102,903	77,113	74·9	8,982	8·7	729	0·7
1911 .....	113,260	83,332	73·5	10,495	9·3	821	0·7
1912 .....	146,527	107,621	73·4	14,870	10·1	931	0·6
1913 .....	173,138	126,861	73·3	15,155	8·7	1,007	0·6
1914 .....	183,035	125,100	68·3	16,707	9·1	967	0·5
1915 .....	153,055	101,516	66·3	13,634	8·9	1,074	0·7
1916 .....	123,791	88,676	71·6	9,171	7·4	799	0·6
1917 .....	114,011	86,289	75·7	6,113	5·3	540	0·5
1918 .....	123,268	92,079	74·7	7,820	6·3	701	0·6

SESSIONAL PAPER No. 10d

TABLEAU XIV.—Montrant le nombre des condamnations et des sentences pour les années 1876 à 1918, ainsi que le pourcentage des différentes classes de sentence par rapport à la totalité des condamnations.

Sentences.								Year.
Pénitentiary.		Death.	Committed to Reformatories.		Sentence suspended. Bound to keep the Peace, etc., etc.			
Penitencier.			—		—			
To five years and over.	For Life,	De mort.	Envoyés à la prison de réforme.		Sentence suspendue, tenu garder la paix, etc.		Année.	
Cinq ans et plus.	A vie.							
No.	P. cent.	No.	No.	No.	P. cent.	No.	P. cent.	
63	0.2	.....	14	161	0.6	5,005	17.7	.... 1876
94	0.3	1	4	254	0.8	486	1.6	.... 1877
106	0.3	7	7	210	0.6	701	2.1	.... 1878
130	0.4	4	14	219	0.7	726	2.5	.... 1879
90	0.3	2	5	143	0.5	644	2.3	.... 1880
81	0.3	1	16	300	1.0	865	2.9	.... 1881
82	0.2	2	11	346	1.1	904	2.9	.... 1882
94	0.3	1	11	234	0.7	941	2.8	.... 1883
88	0.3	.....	11	261	0.9	982	3.3	.... 1884
148	0.4	1	11	159	0.5	1,046	3.1	.... 1885
136	0.4	13	14	153	0.4	1,209	3.5	.... 1886
91	0.3	3	4	167	0.5	991	2.8	.... 1887
117	0.3	5	9	216	0.6	1,324	3.5	.... 1888
138	0.4	5	8	271	0.7	1,684	4.4	.... 1889
124	0.3	2	8	204	0.5	2,018	5.2	.... 1890
119	0.3	2	7	201	0.5	2,477	6.6	.... 1891
111	0.3	4	5	187	0.5	2,812	8.0	.... 1892
137	0.4	1	6	168	0.5	2,701	7.5	.... 1893
173	0.4	9	11	190	0.5	3,099	8.6	.... 1894
145	0.4	.....	5	236	0.6	3,413	9.1	.... 1895
162	0.4	2	6	265	0.5	3,415	9.2	.... 1896
178	0.5	5	4	177	0.5	3,983	10.5	.... 1897
189	0.5	1	13	231	0.6	4,061	10.6	.... 1898
162	0.4	2	13	252	0.6	3,853	10.0	.... 1899
157	0.4	5	10	256	0.6	4,356	10.5	.... 1900
140	0.3	.....	6	248	0.6	4,768	11.3	.... 1901
116	0.2	1	11	245	0.6	4,576	10.3	.... 1902
172	0.3	1	6	325	0.6	5,690	11.3	.... 1903
156	0.3	.....	14	232	0.4	6,275	11.4	.... 1904
153	0.2	2	12	305	0.5	7,503	12.0	.... 1905
180	0.2	5	2	253	0.4	8,050	11.3	.... 1906
204	0.3	5	8	305	0.4	11,347	14.3	.... 1907
202	0.2	6	15	327	0.4	14,531	16.4	.... 1908
275	0.3	2	18	300	0.3	15,178	16.9	.... 1909
151	0.2	2	21	439	0.4	15,472	15.0	.... 1910
259	0.2	5	17	315	0.3	18,016	15.9	.... 1911
308	0.2	9	25	433	0.3	22,330	15.3	.... 1912
293	0.2	3	23	551	0.3	24,245	16.9	.... 1913
241	0.2	8	27	592	0.3	39,393	21.5	.... 1914
241	0.2	7	34	517	0.3	36,032	23.5	.... 1915
178	0.1	5	21	568	0.5	24,373	19.7	.... 1916
145	0.1	1	15	584	0.5	20,324	17.8	.... 1917
185	0.1	4	19	678	0.6	21,782	17.6	.... 1918

9 GEORGE V, A. 1919

TABLE XV. Showing the number of Pardons and Commutations and Tickets of Leave granted for the Years 1876 to 1918.

TABLEAU XV. Montrant le nombre de pardons et commutations, ainsi que le nombre de libérations sur parole, accordés de 1876 à 1918.

Year. — Année.	Pardons and Commutations.				
	Totals. — Totaux.	Released under ticket of leave. — Relâchés sur parole.	Other conditional or unconditional pardon. — Pardonnés sous condition ou sans condition.	Tickets of leave made un- conditional. — Libérations sur parole accordées sans condition.	Death sentences commuted. — Sentences de mort commuées.
1876.....	86	.....	86	.....	7
1877.....	122	.....	122	.....	5
1878.....	153	.....	153	.....	5
1879.....	117	.....	117	.....	6
1880.....	123	.....	123	.....	2
1881.....	93	.....	93	.....	4
1882.....	105	.....	105	.....	4
1883.....	127	.....	127	.....	4
1884.....	134	.....	134	.....	3
1885.....	99	.....	99	.....	4
1886.....	130	.....	130	.....	6
1887.....	110	.....	110	.....	5
1888.....	147	.....	147	.....	3
1889.....	124	.....	124	.....	3
1890.....	156	.....	156	.....	1
1891.....	119	.....	119	.....	2
1892.....	188	.....	188	.....	4
1893.....	108	.....	108	.....	1
1894.....	159	.....	159	.....	7
1895.....	168	.....	168	.....	1
1896.....	143	.....	143	.....	2
1897.....	163	.....	163	.....	3
1898.....	153	.....	153	.....	4
1899.....	240	.....	240	.....	6
1900.....	302	124	178	.....	3
1901.....	326	169	157	.....	3
1902.....	443	247	196	.....	3
1903.....	412	190	222	.....	5
1904.....	346	192	154	7	6
1905.....	400	219	181	5	6
1906.....	463	306	157	7	2
1907.....	578	420	158	13	4
1908.....	582	396	186	18	8
1909.....	711	578	133	23	4
1910.....	716	595	121	24	2
1911.....	896	782	114	31	8
1912.....	1,007	913	94	28	8
1913.....	1,118	980	138	28	19
1914.....	1,368	1,193	175	62	16
1915.....	1,518	1,287	231	75	13
1916.....	1,244	1,098	146	77	13
1917.....	1,343	1,143	200	46	8
1918.....	1,156	703	453	27	10



# INDEX

## INDICTABLE OFFENCES.

	Table I. Page 22	Table III.
Abduction .....	6	126
Abortion and attempt to procure abortion.....	" 6	122
Adultery.....	" 14	124
Arson.....	" 76	138
Assault, aggravated.....	" 26	128
Assault and battery .....	" 34	128
Assault and obstructing peace officer.....	" 30	128
Assault and robbery.....	" 52	132
Assault, indecent.....	" 16	126
Assault on females.....	" 20	126
Bigamy.....	" 12	124
Bringing stolen goods into Canada.....	" 54	134
Burglary, house and shopbreaking.....	" 46	132
Carnal knowledge of girl of tender years.....	" 10	124
Carnal knowledge of imbecile.....	" 12	....
Carrying unlawful weapons.....	" 96	142
Concealing birth of infants.....	" 6	122
Conspiracy.....	" 98	142
Currency, offences against.....	" 82	138
Desertion and cruelty to children.....	" 22	126
Embezzlement.....	" 54	134
Endangering railway passengers.....	" 38	130
False pretences .....	" 54	134
Feloniously receiving and in possession of stolen property.....	" 58	134
Forcible entry.....	" 98	142
Forgery and uttering forged documents.....	" 82	138
Fraud and conspiracy to defraud .....	" 62	134
Gambling and lottery Acts, offences against.....	" 98	144
Horse, cattle and sheep stealing.....	" 64	136
Incest .....	" 14	124
Indecent exposure and other offences against public morals.....	" 90	140
Keeping bawdy houses and inmates thereof.....	" 106	144
Libel.....	" 24	128
Malicious injury to horses, cattle and other wilful damage to property .....	" 78	138
Manslaughter.....	" 4	122
Murder.....	" 2	122
Murder, attempt to commit.....	" 2	122
Perjury and subornation of perjury.....	" 92	142
Prison breach, escape and attempt to escape from prison.....	" 102	144
Procuration .....	" 42	130
Rape.....	" 6	124
Rape, attempt to commit.....	" 8	124
Refusing or neglecting to support family.....	" 40	130
Revenue laws, offences against.....	" 104	144
Riot and affray.....	" 104	144
Robbery and demanding with menaces.....	" 50	132
Robbery, highway.....	" 52	132
Sedition.....	" 86	140
Seduction.....	" 14	126
Shooting, stabbing, wounding.....	" 24	128
Sodomy and bestiality.....	" 90	140
Suicide, attempt to commit.....	" 88	140
Theft.....	" 66	136
Theft from the person.....	" 74	136
Theft of registered letters and other mail matters .....	" 74	136
Treasonable acts.....	" 86	140
Various offences against the person.....	" 42	130
Various misdemeanours.....	" 108	144
Warehouse and freight car breaking.....	" 52	132
War Measures Act, offences against .....	" 88	140

SESSIONAL PAPER No. 10d

## DÉLITS JUSTICIABLES D'UN JURY.

	Table I.	Table III.
Agression avec voies de fait .....	Page 34	128
Adultere. ....	" 14	124
Attentat à la pudeur .....	" 16	126
Avortement et tentative d'avortement .....	" 6	122
Bigamie ..	" 12	124
Bris d'entrepôts et de wagons de fret. ....	" 52	132
Commerce charnel avec une fille aliénée .....	" 12	....
Commerce charnel avec une fille en bas âge .....	" 10	124
Conspiration .....	" 98	142
Délits contre le revenu de l'Etat .....	" 104	144
Désertion et cruauté envers les enfants .....	" 22	126
Détournement .....	" 54	134
Divers délits .....	" 108	144
Domages malicieux aux chevaux, bestiaux, etc. ....	" 78	138
Effets volés apportés au Canada .....	" 54	134
Embauchage immoral .....	" 42	130
Emeute et rixe .....	" 104	144
Enlèvement .....	" 22	126
Exposant au péril les voyageurs sur les chemins de fer .....	" 38	130
Exposition indécente et autres délits contre la morale publique .....	" 90	140
Faux et émission de faux documents .....	" 82	138
Faux prétextes .....	" 54	134
Fraude et conspiration de fraude .....	" 62	134
Homicide non prémédité .....	" 4	122
Incendie ..	" 78	138
Inceste .....	" 14	124
Infraction aux lois défendant le jeu et les loteries .....	" 98	144
Infraction aux lois des prisons, évasion, tentative et aide d'évasion .....	" 102	144
Libelle ..	" 24	128
Loi des mesures de guerre, contravention à la .....	" 88	140
Meurtre ..	" 2	122
Meurtre, tentative de .....	" 2	122
Monnaie, délits par rapport à la .....	" 82	138
Outrages divers contre la personne .....	" 42	130
Parjure et subornation de parjure .....	" 92	142
Port d'armes illégal .....	" 96	142
Recel et en possession d'objets volés .....	" 58	134
Refus de pourvoir aux besoins de la famille .....	" 40	130
Séduction .....	" 14	126
Sédition .....	" 86	140
Sodomie et bestialité .....	" 90	140
Suicide, tentative de ..	" 88	140
Suppression d'enfants .....	" 6	122
Tenant et habitant des maisons de désordre .....	" 106	144
Trahison ..	" 86	140
Usage d'armes avec intention criminelle ..	" 24	128
Viol .....	" 6	124
Viol, tentative de .....	" 8	124
Violation de domicile ..	" 98	142
Voies de fait et faisant obstacle à un officier de la paix .....	" 30	128
Voies de fait et vol ..	" 52	132
Voies de fait graves et lésions corporelles .....	" 26	128
Voies de fait sur femmes ..	" 20	126
Vol simple ..	" 66	136
Vol avec effraction, bris de maisons et de magasins .....	" 46	132
Vol de chevaux, bétail et moutons ..	" 64	136
Vol de grand chemin ..	" 52	132
Vol de lettres recommandées et autres matières postales .....	" 74	136
Vol et demandes avec menaces ..	" 50	132
Vol sur la personne .....	" 74	136

## SUMMARY CONVICTIONS BY DISTRICTS.

	Page
Alberta, totals of—totaux d'.....	239
Algoma, Ont.....	185
Annapolis, N.S.—N.-E.....	160
Antigonish, N.S.—N.-E.....	160
Arthabaska, Que.....	173
Athabaska, Alta.....	221
Atlin, B.C.—Col.-B.....	227
Bassano, Alta.....	221
Battleford, Sask.....	212
Beauce, Que.....	173
Beauharnois, Que.....	174
Bedford, Que.....	174
Brant, Ont.....	185
British Columbia, totals of—Colombie-Britannique, totaux de la.....	240
Bruce, Ont.....	186
Canada, totals of—totaux du.....	242
Calgary, Alta.....	222
Cannington, Sask.....	212
Cape Breton, N.S.—N.-E.....	161
Cariboo, B.C.—Col.-B.....	227
Carleton, N.B.....	168
Carleton, Ont.....	186
Charlotte, N.B.....	168
Chicoutimi, Que.....	175
Colchester, N.S.—N.-E.....	161
Cumberland, N.S.—N.-E.....	162
Dauphin, Man.....	209
Digby, N.S.—N.-E.....	162
Dufferin, Ont.....	187
Edmonton, Alta.....	222
Elgin, Ont.....	127
Essex, Ont.....	188
Estevan, Sask.....	213
Frontenac, Ont.....	188
Gaspé, Que.....	175
Grey, Ont.....	189
Guysborough, N.S.—N.-E.....	163
Haldimand, Ont.....	189
Halifax, N.S.—N.-E.....	163
Halton, Ont.....	190
Hants, N.S.—N.-E.....	164
Hastings, Ont.....	190
Humboldt, Sask.....	213
Huron, Ont.....	191
Iberville, Que.....	176
Joliette, Que.....	176
Kamouraska, Qué.....	177
Kenora, Ont.....	191
Kent, N.B.....	169
Kent, Ont.....	192
Kerr Robert, Sask.....	214
Kindersley, Sask.....	214
King's, N.B.....	169
King's, N.S.—N.-E.....	164
King's, P.E.I.—I. du P.-E.....	158
Kootenay, B.C.—Col.-B.....	223
Lambton, Ont.....	192
Lanark, Ont.....	193



## SESSIONAL PAPER No. 10d

## CONDEMNATIONS SOMMAIRES PAR DISTRICTS.

	Page
Leeds & Grenville, Ont .....	193
Lennox & Addington, Ont .....	194
Lethbridge, Alta .....	223
Lincoln, Ont. ....	194
Lunenburg, N.S.—N.-E .....	165
Macleod, Alta .....	223
Madawaska, N.B .....	170
Manitoba, Central—Centre .....	209
Manitoba, Eastern—Est .....	210
Manitoba, Northern—Nord .....	210
Manitoba, Southern—Sud .....	211
Manitoba, Western—Ouest .....	211
Manitoba, totals of—totaux du .....	237
Manitoulin, Ont .....	195
Medicine Hat, Alta. ....	224
Melville, Sask. ....	215
Middlesex, Ont .....	195
Montcalm, Que .....	177
Montmagny, Que. ....	178
Montreal Que. ....	178
Moose Jaw, Sask .....	215
Moosomin, Sask .....	216
Muskoka, Ont .....	196
Nanaimo, B.C.—Col.-B .....	228
New Brunswick, totals of—Nouveau-Brunswick, totaux du .....	234
Nipissing, Ont .....	196
Norfolk, Ont. ....	197
Northumberland, N.B. ....	170
Northumberland & Durham, Ont .....	197
Nova Scotia, totals of—Nouvelle-Ecosse, totaux de la .....	233
Ontario. ....	198
Ontario, totals of—totaux d' .....	236
Ottawa, Que. ....	179
Oxford, Ont .....	198
Parry Sound, Ont. ....	199
Peel, Ont .....	199
Perth, Ont. ....	200
Peterborough, Ont. ....	200
Pictou, N.S.—N.-E .....	165
Pontiac, Que. ....	179
Prescott & Russell, Ont. ....	201
Prince Albert, Sask. ....	216
Prince Edward Island, totals of—Île du Prince-Edouard, totaux de l' .....	232
Prince Edward, Ont. ....	201
Prince, P.E.I.—I. du P.-E .....	158
Quebec, Que .....	180
Quebec, totals of—totaux de .....	235
Queen's, N.S.—N.-E. ....	166
Queen's, P.E.I.—I. du P.-E .....	159
Rainy River, Ont .....	202
Red Deer, Alta. ....	224
Regina, Sask. ....	217
Renfrew, Ont. ....	202
Restigouche, N.B. ....	171
Richelieu, Que. ....	180
Richmond, N.S.—N.-E. ....	166
Rimouski, Que. ....	181
Roberval, Que. ....	181

9 GEORGE V, A. 1919

## SUMMARY CONVICTIONS BY DISTRICTS.

Saguenay, Que.....	Page 182
Saskatchewan, totals of— totaux de.....	" 238
Saskatoon, Sask.....	" 217
Scott, Sask.....	" 218
St. François, Que.....	" 182
St. Hyacinthe, Que.....	" 183
St. John, N.B.....	" 171
Shelburne, N.S.—N.—E.....	" 167
Simcoe, Ont.....	" 203
Stettler, Alta.....	" 225
Stormont, Dundas & Glengarry, Ont.....	" 203
Sudbury, Ont.....	" 204
Swift Current, Sask.....	" 218
Taber, Alta.....	" 225
Temiskaming, Ont.....	" 204
Terrebonne, Que.....	" 183
Trois-Rivières, Que.....	" 184
Thunder Bay, Ont.....	" 205
Vancouver, B.C.—Col.-B.....	" 229
Victoria, B.C.—Col.-B.....	" 229
Victoria, Ont.....	" 205
Waterloo, Ont.....	" 206
Welland, Ont.....	" 206
Wellington, Ont.....	" 207
Wentworth, Ont.....	" 207
Westminster, B.C.—Col.-B.....	" 230
Westmorland, N.B.....	" 172
Wetaskiwin, Alta.....	" 226
Weyburn, Sask.....	" 219
Wynyard, Sask.....	" 219
Yale, B.C.—Col.-B.....	" 230
Yarmouth, N.S.—N.—E.....	" 167
York, N.B.....	" 172
York, Ont.....	" 208
Yorkton, Sask.....	" 220
Yukon.....	" 241

