















# SESSIONAL PAPERS

VOLUME 5

FOURTH SESSION OF THE TENTH PARLIAMENT

OF THE

DOMINION OF CANADA

SESSION 1907-8





See also Numerical List Page 5.

# ALPHABETICAL INDEX

## TO THE

# SESSIONAL PAPERS

OF THE

## PARLIAMENT OF CANADA

FOURTH SESSION, TENTH PARLIAMENT, 1907-8

A	B
Acetylene Gas Buoys.. . . . . 209	British Columbia:—
Adulteration of Food.. . . . . 14	Richard L. Drury.. . . . . 164
Agriculture, Annual Report.. . . . 15	W. Maxwell Smith.. . . . . 111
Alaska Boundary.. . . . . 54	Brodeur, Hon. L. P., &c., Travelling
Aluminum Exports and Imports..136, 136a	Expenses.. . . . . 109, 109b
Applications for crossing railway	By-Elections, House of Commons.. . 17b
tracks.. . . . . 86	
Archives, Canadian.. . . . . 18	
Astronomer, Chief, Report of.. . . 25a	
Athabasca Fish Co.. . . . . 225	
Auditor General, Annual Report.. . 1	
B	C
Bait Freezer and Cold Storage.. . . 101	Canada Year Book.. . . . . 66
Banks, Chartered.. . . . . 6	Canadian Manufacturers' Associa-
Banks, Unpaid Balances in.. . . . 7	tion.. . . . . 234, 234a
Barbados, Trade Conference at.. . . 158	Canadian Pacific Railway:—
Bastedo, Samuel Tovel.. . . . . 139	Business with Interior Department. 45
Bate, H. N. & Co.. . . . . 199	Lands sold by.. . . . . 69
Beauharnois Canal.. . . . . 83	Liability for Taxation.. . . . . 203
Belleville Harbour.. . . . . 163	Canadian Transportation.. . . . . 21c
Bell Telephone Co.. . . . . 122	Canal Statistics.. . . . . 20a
Blunden, Frederick.. . . . . 165	Cassels, Hon. Walter.. . . . . 182 to 182c
Bonds and Securities.. . . . . 44	Cattle Embargo.. . . . . 187
Boone Company.. . . . . 177	Census, Agricultural.. . . . . 188
Bounties paid by Government.. . . 93	Census, North-west Provinces.. . . 17a
Bow River.. . . . . 202	Central Experimental Farm.. . . . 80, 112
Bridge Materials from U. S.. . . . 194	Chartered Banks.. . . . . 6
British and Continental Ports.. . . 21c	Chinese and Japanese.. . . . . 74b to 74g
British Canadian Loan and Invest-	Civil Service:—
ment Co.. . . . . 128	Examiners.. . . . . 31
British Columbia:—	Insurance.. . . . . 49
Chinese in Public Schools.. . . 74	List.. . . . . 30
Disallowance.. . . . . 84	Report of Royal Commission . . . 29a
Dominion Lands.. . . . . 46	Superannuations.. . . . . 51
Indian Reserves.. . . . . 169	Coal Lands.. . . . . 108 to 108h
Joly de Lotbinière, Sir Henri.. . 75	Coal, Timber and Mining Lands. 88 to 88b
Metlakatla Indian Reserve.. . . 89	Cold Storage and Bait Freezer.. . . 101
Natal Act.. . . . . 99	Cold Storage Report.. . . . . 15a
Patterson, J. W.. . . . . 90b	Colonial Conference, 1907.. . . . 58, 109a
Revenue and Expenditure.. . . 219	Colonization Lands.. . . . . 155 to 155d
	Commissions of Inquiry.. . . . . 182d
	Congdon, F. T.. . . . . 55 to 55f
	Convicts in Penitentiaries.. . . . 179
	Criminal Statistics.. . . . . 17
	Customs Department Officers.. . . 156c

**D**

Dairy and Cold Storage Report..	15a
Delisle, Michel Simeon..	210
Dividends Unpaid in Banks..	7
Dolkese Indians..	197, 197a
Dominion Lands..	90c
Dominion Police..	67
Dredging Work.. 124 to 124c, 141, 141a,	204
Drill Halls..	193
Drysdale, Hon. Arthur..	176
Dunne, M. C..	81a

**E**

Eclipse Manufacturing Co..	129
Edwards, W. C. & Co..	199
Elections, House of Commons..	17b
Elections, Forms for..	64
Electricity and Fluid Exportation Act	137
Electric Light, Inspection of..	13
Estimates..	3 to 4a
Exchequer Court Rules..	53
Excise Revenue..	12
Expenditure by Government in N.S.	102
Experimental Farms..	16

**F**

Fast Line of Steamers..	100
Fertilizers, Analysis of..	235
Fishermen, Bounty to..	56 to 56b
Fire Extinguishers..	160, 160a
Fisheries Act, Violation of..	168
Fisheries, Annual Report..	22
Fisheries Treaty..	215, 215a
Fishing Licenses..	143
Forbes, F. F., Judge..	85
Forestry, Report of Supt. of..	25
France and Canada, Commerce..	10a, 10b

**G**

Garrison Artillery Companies..	196
Gas, Inspection of..	13
Gaudet, Victor, Report of..	211
Geographic Board..	21a
Geological Survey Report..	26
Georgian Bay Ship Canal.. 19a, 178 to 178b	
Government Vessels..	148, 148a, 170
Governor General, Expenditure for office of..	146
Governor General's Warrants..	50
Grain, Movements of..	192
Grain Trade, Report of Royal Com- mission..	59
Grand Trunk Pacific Town and Deve- lopment Co..	90c

**G**

Grand Trunk Railway:	
Entrance into Toronto..	63
Major's Hill Park Site..	76
Sale of Liquors..	61, 61a
Grazing Lands..	155a

**H**

Harbour Commissioners..	23
Heath Point..	198
Hillsboro' Bridge..	186
House of Commons:—	
Changes in the Staff..	149
Elections for..	17b
Internal Economy..	37, 37a
Returns presented..	150
Hudson Bay, Railroad to..	138
Huntingdon, Waterway in..	161

**I**

Immigrants, Expenditure for..	81j
Immigrants in Canada..	81d, 81g
Immigration Agents..	81c, 81b
Immigration Agents in Ontario..	81b, 81h
Immigration from the Orient and India..	36a
Imperial Conference, 1907..	58, 109a
Indian Affairs, Annual Report..	27
Indian Agent Yeomans..	103
Indian Reserves..	159
Industrial Disputes Inspection Act..	131
Inland Revenue, Annual Report..	12
Insurance, Abstract..	9
Insurance, Annual Report..	8
Intercolonial Railway:—	
Accident at Mulgrave..	205b
Belfast and Murray Harbour..	205i
Claims for Damages..	205
Fences..	205g
Freight Rates..	119, 205a
Highway Crossings..	39k, 39l
Locomotives..	205d, 205f
New Accounting System..	205h
Steel Rails..	205e
Trains Breaking Down..	205c
Various Expenditures..	78
Winter and Summer Tariffs.....	127
Interior, Annual Report..	25
International Boundary..	54a, 54b
International Waterways Commission.	19b, 19c

**J**

Japanese and Chinese..	74b to 74g
Joly de Lotbinière, Sir Henri..	75
Justice, Annual Report..	34



**L**

Labour Department, Annual Report of	36
Lake, Major General, Memorandum of	228
Lands, Dominion.. . . .	90c
La Société Canadienne.. . . .	200
Library of Parliament, Annual Report	33
List of Shipping.. . . .	21b

**M**

Madden, Report of Justice.. . . .	60
Mail Subsidies to Steamships.. . . .	82
Manitoba Homestead Entries.. . . .	155b
Marconi Stations.. . . .	183, 183a
Marine and Fisheries Department, Bookkeeping in.. . . .	142
Marine, Annual Report.. . . .	21
Measures, Inspection of.. . . .	13
Meat and Food Inspection Act..91, 134,	134a
Members of Parliament appointed to Offices.. . . .	52, 230
Metlakatla and Songhees Indians..	197b
Midland Towing and Wrecking Co..	123
Military Institutions, Provisions for..	104
Military Service, Appointments to the	94
Militia, Colonels in the.. . . .	73
Militia Council, Annual Report.. . .	35
Militia Dress Regulations.. . . .	41a
Militia General Orders.. . . .	41
Miller, N. B.. . . .	81
Mill Settlement, West.. . . .	171
M. J. Wilson Cordage Co.. . . .	113
Mines, Report of Department.. .26 to	26b
Mining, Coal and Timber Lands 88 to	88bb
Mint, Royal.. . . .	71
Moncton Car Works.. . . .	107
Montcalm-Milwaukee Collision.. . .	221
Montreal Examining Warehouse.. . .	120
Montreal Turnpike Trust.. . . .	126, 126a
Mounted Police.. . . .	28
Mulgrave, Nova Scotia.. . . .	205b

**Mc**

McDonald, A. G.. . . .	81i
McIlreith, R. T.. . . .	181, 181a

**N**

National Transcontinental Railway. 39 to	39h
Engineering Staff.. . . .	62a
Resignation of Mr. Hodgins.. . . .	62
Routes in New Brunswick.. . . .	180
Values of Tenders.. . . .	62b
New Brunswick and Nova Scotia Mails	171c
Newspapers, Money paid to.. . . .	174 to 174b
North Grove, Grenville.. . . .	171a
Nova Scotia, Expenditure by govern- ment in.. . . .	102

**O**

Office Specialty Co.. . . .	184
Opium Traffic.. . . .	36b, 36c
Orders in Council.. . . .	47
Oriental Labourers, Report of W. L. M. King.. . . .	74a, 74h
Ottawa Improvement Commission.. . .	70
Ouimet, Judge J. A.. . . .	65

**P**

Peace River Valley.. . . .	106
Penitentiaries, Annual Report.. . . .	34
Petit Rocher Breakwater.. . . .	147, 147a
Petrel, Steamer.. . . .	218
Pevelan & Co.. . . .	72
Piers or Docks in Ontario.. . . .	92a
Police, Dominion.. . . .	67
Police, Royal Northwest Mounted....	28
Port Burwell Harbour.. . . .	217
Port Maitland.. . . .	92, 92a
Postal Charges.. . . .	171i
Postal Service Delays.. . . .	171e
Postmaster General, Annual Report..	24
Pound Net Licenses . . . . .	130
Power, Augustus, Report of.. . . .	55
Prince Edward Island:—	
Alex. McLeod.. . . .	171h
Archibald McDonald.. . . .	171d
Branch Railway Lines.. . . .	190
Expenditure.. . . .	216
Freight and Passenger Rates.. . . .	205a
Freight on Winter Steamers.. . . .	110
Leasing Properties.. . . .	145
Lobster Fishery.. . . .	231a
Mail Service.. . . .	171j
Mrs. Mary Finlay.. . . .	171b
Removal of Post Office.. . . .	171g
Rights of Vessels.. . . .	208
Terms of Union.. . . .	189
Wharf at Little Sands.. . . .	125
Winter Communication.. . . .	212
Withdrawal of Winter Steamers..	110a
Printing and Lithographing.. . . .	220
Public Accounts, Annual Report . . .	2
Publications having Newspaper Rate.	195
Public Buildings.. . . .	229, 232
Public Printing and Stationery . . .	32
Public Works, Annual Report.. . . .	19

**Q**

## Quebec Bridge:—

Report of Royal Commission.. . .	154
Reports and Orders in Council..	154a
Stock Subscribed.. . . .	154b
Quebec, Founding of.. . . .	207
Quebec Harbour.. . . .	233

**R**

Railway Commissioners, Report of....	20c
Railway Crossings.. . . .39i, k and l,	115
Railways and Canals, Annual Report.	20
Railways not under Commissioners..	39j
Railway Statistics.. . . . .	20b
Reductions and Remissions.. . . .	95
Regina Lands District.. . . . .	77
Robertson, E. Blake, Report of.. . .	81k
Robins Irrigation Co.. . . . .	206
Ross Rifle Company.... . . . .	68 to 68d
Ross Rifle Hand-book.. . . . .	42
Royal Northwest Mounted Police.. .	28

**S**

Sabourin, Major.. . . . .	153
Samovici, A., and Bolocan, H.. . . .	116
Saskatchewan, Province of:—	
Fishing Licenses.. . . . .	105, 151
Homestead Entries.. . . . .	90, 90a
Saskatchewan Act.. . . . .	185
Valley Land Co.. . . . .	90d
Savard, Doctor Edmond.. . . . .	222
Secretary of State, Annual Report..	29
Seed Grain.. . . . .	25d
Seizures by Inland Revenue Depart- ment.. . . . .	156 to 156b
Senate:—	
Appointments to.. . . . .	52, 114
Bills sent from.. . . . .	121
Committee on Railways, &c.. . .	166
Debates.. . . . .	135
Senators appointed to office.. . .	230
Shareholders in Chartered Banks.. .	6
Shepley, Mr., K.C.. . . . .	175
Shipping, List of.. . . . .	21b
Six Nations Indians.. . . . .	197c
Sorel, Piers at.. . . . .	167
Spain, Commander, Expenses of....	162
Standard Chemical Co.. . . . .	72
St. Andrews Rapids.. . . . .	96
Steamboat Inspection.. . . . .	23a
Steamship Fast Line.. . . . .	100
Steamship Traffic.. . . . .	10c
Steel Concrete Co.. . . . .	172
St. Gabriel de Brandon.. . . . .	171f
St. Lawrence River, Damming of..140,	140a
Supplies for Department of Marine and Fisheries.. . . . .	214
Supreme Court, N.S., Suit in....	117
Sutherland Rifle Sight Co.. . . . .	226

**T**

Temperance Colonization Co.. . . .	223
Timber, Application to cut.. . . .	78
Timber, Coal and Mining Lands..88 to 88bb	
Tobacco Industry.. . . . .	157, 157a
Tonnage at St. John and Halifax....	227
Topographical Surveys, Report on....	25b
Toronto Harbour.. . . . .	213
Trade and Commerce, Annual Report	10
Trade and Navigation, Annual Report	11
Trade Unions.. . . . .	43
Transcontinental Railway.. . . . .	39 to 39h
Transport on Government Account..	224
Treaty between Great Britain and United States.. . . . .	215, 215a
Treaty Powers.. . . . .	144
Trent Canal.. . . . .	133

**U**

Unclaimed Balances in Banks.. . . .	7
Unforeseen Expenses.... . . . .	48
United States Warships.. . . . .	191

**V**

Valleyfield, Regiment in.. . . . .	153a
Volunteer Camps, Contracts for.. .	118

**W**

Wagh, James S.. . . . .	81e
Weights, Measures, &c.. . . . .	13
Wilberforce, Dam at.. . . . .	132
Windsor, Detroit and Belle Isle Ferry Co.. . . . .	98

**Y**

Yukon:—	
Criminal Conspiracy.. . . . .	97
Estates of Deceased Persons.. .	55b
Finnie, O. S.. . . . .	152
Lands at Whitehorse.. . . . .	55e
Lord's Day Act.. . . . .	57
Mining Regulations.. . . . .	201
Morality of the Yukon.. . . . .	55d
Ordinances.. . . . .	40
Placer Claims.. . . . .	173, 173a
Report of Commissioner.. . . . .	25c
Report of Mr. Beddoe.. . . . .	55h
Rev. John Pringle.. . . . .	55c, 55f
Right to divert water.. . . . .	87
W. H. P. Clement.. . . . .	55i
W. W. B. McInnes.. . . . .	55g

See also **Alphabetical Index**, page 1.

## LIST OF SESSIONAL PAPERS

*Arranged in Numerical Order, with their titles at full length; the dates when Ordered and when Presented to the Houses of Parliament; the Name of the Senator or Member who moved for each Sessional Paper, and whether it is ordered to be Printed or Not Printed.*

### CONTENTS OF VOLUME 1.

(This volume is bound in two parts.)

1. Report of the Auditor General for the nine months ended 31st March, 1907. Partial report presented 28th November, 1907, by Hon. W. S. Fielding; also 2nd December and 17th December . . . . . *Printed for both distribution and sessional papers.*

### CONTENTS OF VOLUME 2.

2. Public Accounts of Canada, for the fiscal period of nine months ended 31st March, 1907. Presented 28th November, 1907, by Hon. W. S. Fielding.  
*Printed for both distribution and sessional papers.*
3. Estimates of the sums required for the services of Canada for the year ending 31st March, 1909. Presented 11th December, 1907, by Hon. W. S. Fielding.  
*Printed for both distribution and sessional papers.*
- 3a. Further Supplementary Estimates for the year ending 31st March, 1909. Presented 9th July, 1908, by Hon. W. S. Fielding... *Printed for both distribution and sessional papers.*
4. Supplementary Estimates for the twelve months ending 31st March, 1908. Presented 3rd February, 1908, by Hon. W. S. Fielding.  
*Printed for both distribution and sessional papers.*
- 4a. Supplementary Estimates for the year ended 31st March, 1908. Presented 16th March, 1908, by Hon. W. S. Fielding... *Printed for both distribution and sessional papers.*
5. (No issue.)
6. List of Shareholders in the Chartered Banks of Canada, as on the 31st December, 1907. Presented 8th May, 1908, by Hon. S. A. Fisher.  
*Printed for both distribution and sessional papers.*

### CONTENTS OF VOLUME 3.

7. Report of dividends remaining unpaid, unclaimed balances and unpaid drafts and bills of exchange in Chartered Banks of Canada, for five years and upwards, prior to 31st December, 1907. Presented 29th June, 1908, by Hon. W. S. Fielding.  
*Printed for both distribution and sessional papers.*

### CONTENTS OF VOLUME 4.

8. Report of the Superintendent of Insurance for the year ended 31st December, 1907.  
*Printed for both distribution and sessional papers.*
9. Abstract of Statements of Insurance Companies in Canada, for the year ended 31st December, 1907. Presented 14th May, 1908, by Hon. W. S. Fielding.  
*Printed for both distribution and sessional papers.*

**CONTENTS OF VOLUME 5.**

10. Report of the Department of Trade and Commerce, for the fiscal year (nine months) ended 31st March, 1907. Part I.—Canadian Trade. Presented 29th November, 1907, by Hon. W. S. Fielding. Part II.—Trade of Foreign Countries and Treaties and Conventions. Presented 11th March, by Hon. W. Paterson.

*Printed for both distribution and sessional papers.*

**CONTENTS OF VOLUME 6.**

- 10a. Convention respecting the Commercial Relations between France and Canada, entered into at Paris on the 19th day of September, 1907, between His Majesty and the President of the French Republic. Presented 28th November, 1907, by Hon. W. S. Fielding.

*Printed for both distribution and sessional papers.*

- 10b. Correspondence and memoranda in connection with the Convention of 1907, respecting the commercial relations between France and Canada. Presented 9th January, 1908, by Hon. W. S. Fielding. . . . .*Printed for both distribution and sessional papers.*

- 10c. Supplement to Report of Department of Trade and Commerce, with statistics showing steamship traffic, &c. Presented 17th March, 1908, by Sir Wilfrid Laurier.

*Printed for both distribution and sessional papers.*

11. Tables of the Trade and Navigation of Canada, for the nine months of the fiscal year ended 31st March, 1907. Presented 2nd December, 1907, by Hon. W. Paterson.

*Printed for both distribution and sessional papers.*

**CONTENTS OF VOLUME 7.**

12. Inland Revenues of Canada. Excise, &c., for the nine months ended 31st March, 1907. Presented 28th November, 1907, by Hon. W. Templeman.

*Printed for both distribution and sessional papers.*

13. Inspection of Weights, Measures, Gas and Electric Light, for the nine months ended 31st March, 1907. Presented 28th November, 1907, by Hon. W. Templeman.

*Printed for both distribution and sessional papers.*

14. Report on Adulteration of Food, for the nine months ended 31st March, 1907. Presented 28th November, 1907, by Hon. W. Templeman.

*Printed for both distribution and sessional papers.*

15. Report of the Minister of Agriculture, for the year ended 31st March, 1907. Presented 2nd December, 1907, by Hon. S. A. Fisher.

*Printed for both distribution and sessional papers.*

- 15a. Report of the Dairy and Cold Storage Commissioner for the year ending 31st March, 1907. Presented 10th February, 1908, by Sir Wilfrid Laurier.

*Printed for both distribution and sessional papers.*

**CONTENTS OF VOLUME 8.**

16. Report of the Directors and Officers of the Experimental Farms for 1906. Presented 10th January, 1908, by Hon. S. A. Fisher.

*Printed for both distribution and sessional papers.*

17. Criminal Statistics for the year ended 30th September, 1907.

*Printed for both distribution and sessional papers.*

- 17a. Census of Population and Agriculture of the Northwest Provinces: Manitoba, Saskatchewan and Alberta, 1906. Presented 18th February, 1908, by Hon. S. A. Fisher. *See 17a, 1907.*

- 17b. Return of By-Elections for the House of Commons of Canada, held during the year 1907. Presented 6th March, 1908, by Sir Wilfrid Laurier.

*Printed for both distribution and sessional papers.*

18. Canadian Archives. *See No. 15, page lv.*

**CONTENTS OF VOLUME 9.**

- 19.** Report of the Minister of Public Works, for the fiscal period ended 31st March, 1907. Presented 2nd December, 1907, by Hon. W. Pugsley.  
*Printed for both distribution and sessional papers.*
- 19a.** Georgian Bay Ship Canal Survey. Report on the Precise Levelling; from 1904 to 1907. Published by the Department of Public Works.  
*Printed for both distribution and sessional papers.*
- 19b.** Progress Report of the International Waterways Commission. Supplementary Report to 31st December, 1907. Presented 5th June, 1908, by Sir Wilfrid Laurier.  
*Printed for both distribution and sessional papers.*
- 19c.** Supplementary Report of the International Waterways Commission, 1908.  
*Printed for both distribution and sessional papers.*
- 20.** Report of the Department of Railways and Canals, for the fiscal period from 1st July, 1906, to 31st March, 1907. Presented 29th November, 1907, by Hon. G. P. Graham.  
*Printed for both distribution and sessional papers.*

**CONTENTS OF VOLUME 10.**

- 20a.** Canal Statistics for the season of navigation, 1906.  
*Printed for both distribution and sessional papers.*
- 20b.** Railway Statistics of Canada for the year ended 30th June, 1907. Presented 16th January, 1908, by Hon. G. P. Graham.  
*Printed for both distribution and sessional papers.*
- 20c.** Second Report of the Board of Railway Commissioners for Canada, 1st April, 1906, to , 31st March, 1907. Presented 29th November, 1907, by Hon. G. P. Graham.  
*Printed for both distribution and sessional papers.*
- 21.** Report of the Department of Marine and Fisheries (Marine) for 1907. Presented 18th December, 1907, by Hon. L. P. Brodeur.  
*Printed for both distribution and sessional papers.*
- 21a.** Seventh Report of the Geographic Board of Canada, 1907-8.  
*Printed for both distribution and sessional papers.*
- 21b.** List of Shipping issued by the Department of Marine and Fisheries, being a list of vessels on the registry books of Canada, on the 31st December, 1907. Presented 24th June, 1908, by Hon. L. P. Brodeur...  
*Printed for both distribution and sessional papers.*

**CONTENTS OF VOLUME 11.**

- 21c.** Report on British and Continental Ports, with a view to the development of the port of Montreal and Canadian transportation.  
*Printed for both distribution and sessional papers.*
- 22.** Report of the Department of Marine and Fisheries (Fisheries) for 1907. Presented 18th December, 1907, by Hon. L. P. Brodeur.  
*Printed for both distribution and sessional papers.*
- 23.** Report of the Harbour Commissioners. &c.  
*Printed for both distribution and sessional papers.*
- 23a.** Report of the Chairman of the Board of Steamboat Inspection, 1907. Presented 27th February, 1908, by Hon. L. P. Brodeur.  
*Printed for both distribution and sessional papers.*

**CONTENTS OF VOLUME 12.**

- 24.** Report of the Postmaster General, for the nine months ended 31st March, 1907. Presented 3rd December, 1907, by Sir Wilfrid Laurier.  
*Printed for both distribution and sessional papers.*
- 25.** Report of the Department of the Interior, for the fiscal period from 1st July, 1906, to 31st March, 1907. Presented 29th November, 1907, by Hon. F. Oliver.  
*Printed for both distribution and sessional papers.*



### CONTENTS OF VOLUME 13.

- 25a. (1906) Report of the Chief Astronomer for the year ended 30th June, 1906. Presented 17th December, 1907, by Hon. F. Oliver...*Printed for both distribution and sessional papers.*
- 25a. (1907) Report of the Chief Astronomer for the nine months ending 31st March, 1907.  
*Printed for both distribution and sessional papers.*
- 25b. Annual Report of the Topographical Surveys Branch (Department of the Interior) 1906-7. Presented 8th June, 1908, by Hon. F. Oliver.  
*Printed for both distribution and sessional papers.*
- 25c. Report of the Commissioner of the Yukon Territory, for the year ended 31st March, 1908....*Printed for both distribution and sessional papers.*
- 25d. Correspondence and papers relating to Seed Grain in Saskatchewan and Alberta. Presented 18th July, 1908, by Hon. F. Oliver.  
*Printed for both distribution and sessional papers.*
26. Summary Report of the Department of Mines (Geological Survey), for the calendar year 1907. Presented 16th January, 1908, by Hon. W. Templeman.  
*Printed for both distribution and sessional papers.*
- 26a. Summary Report of the Mines Branch of the Department of Mines, for the fiscal year 1907-8. Presented 17th July, 1908, by Hon. W. Templeman.  
*Printed for both distribution and sessional papers.*
- 26b. Annual Report on the Mineral Production in Canada, during the calendar year 1906.  
*Printed for both distribution and sessional papers.*

### CONTENTS OF VOLUME 14.

27. Report of the Department of Indian Affairs, for the year ended 31st March, 1907. Presented 29th November, 1907, by Hon. F. Oliver.  
*Printed for both distribution and sessional papers.*
28. Report of the Royal Northwest Mounted Police, 1907. Presented 29th January, 1908, by Sir Wilfrid Laurier...*Printed for both distribution and sessional papers.*
29. Report of the Secretary of State of Canada, for the year 1907.  
*Printed for both distribution and sessional papers.*

### CONTENTS OF VOLUME 15.

- 29a. Report of the Royal Commission on the Civil Service, with appendices and evidence taken before the Commissioners. Presented 26th March, 1908, by Hon. W. S. Fielding; also Analytical Index of evidence and memorials.  
*Printed for both distribution and sessional papers.*

### CONTENTS OF VOLUME 16.

- 29a. Report of the Royal Commission on the Civil Service—*Continued.*
30. Civil Service List of Canada, 1907. Presented 3rd December, 1907, by Sir Wilfrid Laurier.  
*Printed for both distribution and sessional papers.*

### CONTENTS OF VOLUME 17.

31. Report of the Board of Civil Service Examiners, for the year ended 31st December, 1907. Presented 8th May, 1908, by Hon. S. A. Fisher.  
*Printed for both distribution and sessional papers.*
32. Annual Report of the Department of Public Printing and Stationery, 1907. Presented 11th May, 1908, by Hon. S. A. Fisher...*Printed for both distribution and sessional papers.*
33. Report of the Joint Librarians of Parliament for the year 1907. Presented 28th November, 1907, by the Hon. the Speaker...*Printed for sessional papers.*

---

**CONTENTS OF VOLUME 17—Continued.**

- 34.** Report of the Minister of Justice as to Penitentiaries of Canada, for the nine months ended 31st March, 1907. Presented 4th December, 1907, by Hon. J. Bureau.  
*Printed for both distribution and sessional papers.*
- 35.** Annual Report of the Militia Council of Canada, 1907. (Interim Report presented 6th March, 1908.)...*Printed for both distribution and sessional papers.*
- 36.** Report of the Department of Labour, for the nine months ended 31st March, 1907. Presented 18th December, 1907, by Sir Wilfrid Laurier.  
*Printed for both distribution and sessional papers.*
- 36a.** Report of W. L. Mackenzie King, C.M.G., Deputy Minister of Labour, on his mission to England to confer with the British authorities on the subject of immigration to Canada from the Orient, and immigration from India, in particular  
*Printed for both distribution and sessional papers.*
- 36b.** Report by W. L. Mackenzie King, C.M.G., Deputy Minister of Labour, on the need for the suppression of the opium traffic in Canada. Presented 3rd July, 1908, by Hon. R. Lemieux...*Printed for both distribution and sessional papers.*
- 36c.** Return to an address of the Senate, dated 16th July, for all correspondence, reports, memorials and protests forwarded to the Government in connection with the opium trade in Canada, whether asking for the suppression of said trade or otherwise. Presented 18th July, 1908.—*Hon. Sir Mackenzie Bowell*...*Not printed.*
- 37.** Minutes of proceedings of the Board of Internal Economy of the House of Commons, pursuant to Rule of the House, number 9. Presented 2nd December, 1907, by the Hon. The Speaker...*Not printed.*
- 37a.** Return to an order of the House of Commons, dated 10th February, 1908. Minutes of proceedings of the Board of Internal Economy of the House of Commons from 1st January, 1902, to 1st January, 1906. Presented 6th March, 1908.—*Mr. Roche (Marquette)*.  
*Not printed.*
- 38.** A copy of the new rules of the Supreme Court of Canada, promulgated on the 19th day of June, 1907. Presented 28th November, 1907, by the Hon. The Speaker.....*Not printed.*
- 38a.** Rules and orders of the Supreme Court of Judicature for Ontario, passed on the 27th March, 1908, under the power conferred by the Criminal Code. Presented 12th May, 1908, by Hon. A. B. Aylesworth...*Not printed.*
- 39.** Return to an order of the House of Commons, dated 6th July, 1908, showing the length of the National Transcontinental Railway from Moncton, New Brunswick, to Prince Rupert, in the province of British Columbia, and the estimated cost of the same. Presented 6th July, 1908.—*Hon. G. P. Graham*...*Not printed.*
- 39a.** Report of the Commissioners of the Transcontinental Railway for the fiscal period ending 31st March, 1907. Presented 29th November, 1907, by Hon. G. P. Graham.  
*Printed for both distribution and sessional papers.*
- 39b.** Supplementary return to an order of the House of Commons, dated 12th December, 1907, showing: 1. The estimated quantities used by the Transcontinental Railway Commission for arriving at the moneyed values of the tenders for the construction of the 50 miles, more or less, from Moncton westerly; for the construction of 62 miles, more or less, from Grand Falls westerly; from the south side of the St. Lawrence river, easterly 150 miles; for the 45 miles more or less westerly from near La Tuque; and for the 150 miles easterly from near Abitibi, known as the Abitibi section. 2. The various prices which each tenderer placed opposite the several items in the schedule or form of tender. 3. The total number so ascertained of each tender. Presented 24th January, 1908. —*Mr. Schell (Glengarry)*...*Not printed.*
- 39c.** Return to an order of the House of Commons, dated 8th January, 1908, for a copy of all tenders received up to date (30th November, 1907) by, and now under contract to, the commission appointed for the construction of that portion of the line of the

# CONTENTS OF VOLUME 17—*Continued.*

Transcontinental Railway between the city of Winnipeg, in the province of Manitoba, and the city of Moncton, in the province of New Brunswick; that such copy or return shall contain (1) signatures attached to the tenders; (2) the total amount of each tender as "moneyed out" by the said commission; (3) the quantity of each class or kind of material as used by the said commission in figuring out the cost; (4) the price per unit of prices submitted by those who responded to the invitation for tenders; and (5) the total cost of each item in the schedule, which, added together, gives the grand total cost of each undertaking tendered for. Presented 24th January, 1908.—*Mr. Taylor*... ..*Not printed.*

- 39d.** Return to an order of the House of Commons, dated 29th January, 1908, showing to whom, and when, the National Transcontinental Railway Commission awarded contracts for the transportation of supplies, on District E, between the following points, namely:—(a)Grassett to Cache 9, (b)Montizambert to New Cache 9 A, on Negogami river; (c)Jackfish to Caches 10, 11 A, and 12 (d)Nipigon to Caches 12 A, 13, 14, 15, Ombabika and Wabinoosh warehouses and Cache 16, on District F; the distances in each contract, the contract rate and terms; the amounts that have been paid to date on each contract; who erected the cache and dwelling house at the line crossing on Kebinakagami river; also the new buildings at line crossing of Negogami river, and the warehouses at Jackfish; the cost of these buildings, respectively; and if tenders were invited for above transportation and building contracts. Presented 6th February, 1908.—*Mr. Boyce*.  
*Not printed.*

- 39e.** Return to an order of the House of Commons, dated 3rd February, 1908, for a copy of the clauses and conditions, regulations and specifications contained in the contracts, in virtue of which the National Transcontinental Railway is being built, and that are for the purpose of safeguarding, securing and guaranteeing the suppliers of the contractors, to whom the work of construction has been accorded, the payment of their claims against the said contractors; likewise a list of the contracts signed, up to the present, in which appear the said clauses guaranteeing or securing the said suppliers the payment of their said bills or claims. Presented 13th February, 1908.—*Mr. Morin*.  
*Not printed.*

- 39f.** Return (in part) to an Address of the House of Commons, dated 23rd March, 1908, for a copy of all orders in council, reports, surveys, contracts, tenders, agreements, books, memoranda, documents, and papers of every kind, showing, relating to, or concerning the length of the National Transcontinental Railway from (a) Winnipeg to Quebec, (b)Quebec to Moncton, and the estimated or probable average cost per mile of the same, and all other information relating to the total cost or the cost per mile of the said railway. Presented 21st April, 1908.—*Mr. Borden (Carleton)*... ..*Not printed.*

- 39g.** Letters from the chairman of the Board of Commissioners of the Transcontinental Railway, the chief engineer and others, in connection with certain allegations made by Major A. E. Hodgins, late district engineer of Section F, Transcontinental Railway. Presented 24th April, 1908, by Sir Wilfrid Laurier... ..*Not printed.*

- 39h.** Copy of the commission appointing Lucien Pacaud, Esquire, of the city of Quebec, as police magistrate, to carry out the law against the sale of intoxicating liquors within certain limits, along the line of the eastern extension of the Transcontinental Railway. Presented 8th May, 1908, by Hon. A. B. Aylesworth... ..*Not printed.*

- 39i.** Return to an order of the Senate, dated 1st April, 1908, based on the records in the offices of the Railway Commission, showing the total number of persons killed or injured by being struck by engines or trains on highway crossings, said return to show the number of persons so killed or injured on the lines of each railway company separately for the years ending 31st March, 1905, 1906 and 1907, such return to include all persons killed or injured as above described irrespective of any contention of the railway companies or opinion of the officers of the Railway Commission as to the legal rights of the said persons to use the highway crossing at the time of the accidents. Presented 12th May, 1908.—*Hon. Mr. McKay (Truro)*... ..*Not printed.*



---



---

CONTENTS OF VOLUME 17—*Continued.*

- 39j.** Return to an order of the Senate, dated 9th April, 1908, giving a list of all railways in Canada which are not under the control or jurisdiction of the Board of Railway Commissioners; and stating in each case the reason why the railway is not controlled by the commission. Presented 12th May, 1908.—*Hon. Mr. McKay (Truro)*...*Not printed.*
- 39k.** Return (in part) to an order of the Senate, dated 27th March, 1908, showing, separately, the highway crossings at rail level on all railways, except railways under construction, within the jurisdiction of the Railway Commission in respect of which highway crossings, protection has been ordered by the board since its organization, said return to give the character of the protection ordered in each case, the name of the railway company, the local designation of each highway crossing, and the county and province in which it is situated, and the date of the order and regulation in respect thereof; also a similar return giving the highway crossings ordered to be protected by the proper authority in each case on all railways not under the control of the board, including the Intercolonial Railway, and including orders made regarding railways under construction; also a similar return respecting all highway crossings, which had orders and regulations in respect to them in force, on the 1st day of February, 1904. Presented 18th July, 1908.—*Hon. Mr. Ferguson*...*Not printed.*
- 39l.** Supplementary Return to No. 39k. Presented 4th June, 1908...*Not printed.*
- 40.** Ordinances of the Yukon Territory passed by the Yukon Council in the year 1907. Presented 3rd December, 1907, by Sir Wilfrid Laurier...*Not printed.*
- 41.** General Orders issued to the militia between 2nd November, 1906, and 1st November, 1907. Presented 9th December, 1907, by Sir Frederick Borden...*Not printed.*
- 41a.** Dress Regulations for the Canadian militia, 1907. Presented 9th December, 1907, by Sir Frederick Borden...*Not printed.*
- 42.** Ross Rifle Hand-book, 1907. Presented 9th December, 1907, by Sir Frederick Borden.  
*Not printed.*
- 43.** Return under chapter 125 (R.S.C.), 1906, intituled: "An Act respecting Trades Unions," submitted to Parliament in accordance with section 33 of the said Act. Presented 9th December, 1907, by Sir Wilfrid Laurier...*Not printed.*
- 44.** A detailed statement of all bonds or securities registered in the Department of the Secretary of State of Canada, since last return, 4th December, 1906, submitted to the Parliament of Canada under section 32, chapter 19, of the Revised Statutes of Canada, 1906. Presented 9th December, 1907, by Sir Wilfrid Laurier...*Not printed.*
- 45.** Return (in so far as the Department of the Interior is concerned) of copies of all orders in council, plans, papers, and correspondence which are required to be presented to the House of Commons, under a resolution passed on 20th February, 1882, since the date of the last return, under such resolution. Presented 11th December, 1907, by Hon. F. Oliver...*Not printed.*
- 46.** Return of orders in council which have been published in the *Canada Gazette* and in the *British Columbia Gazette*, between 1st December, 1906, and 1st December, 1907, in accordance with provisions of subsection (d) of section 38 of the regulations for the survey, administration, disposal and management of Dominion lands within the 40-mile railway belt in the province of British Columbia. Presented 11th December, 1907, by Hon. F. Oliver...*Not printed.*
- 47.** Return of orders in council which have been published in the *Canada Gazette* between 1st December, 1906, and 1st December, 1907, in accordance with the provisions of section 8 of chapter 55 of the Revised Statutes of Canada, 1906. Presented 11th December, 1907, by Hon. F. Oliver...*Not printed.*
- 48.** Statement of expenditure on account of miscellaneous unforeseen expenses from the 1st April, 1907, to the 28th November, 1907, in accordance with the Appropriation Act of 1907. Presented 11th December, 1907, by Hon. W. S. Fielding...*Not printed.*

# CONTENTS OF VOLUME 17—*Continued.*

49. Statement in pursuance of section 17 of the Civil Service Insurance Act, for the nine months ending 31st March, 1907. Presented 11th December, 1907, by Hon. W. S. Fielding... *Not printed.*
50. Statement of Governor General's Warrants issued since the last session of parliament, on account of the fiscal year 1907-8. Presented 11th December, 1907, by Hon. W. S. Fielding. *Not printed.*
51. Statement of superannuations and retiring allowances in the civil service during the year ended 31st December, 1907, showing name, rank, salary, service, allowance and cause of retirement of each person superannuated or retired, also whether vacancy filled by promotion or by new appointment, and salary of any new appointee. Presented 11th December, 1907, by Hon. W. S. Fielding... *Not printed.*
52. Return to an address of the House of Commons, dated 11th December, 1907, showing: 1. The names (a) of members of parliament and (b) ex-members of parliament who have been appointed to the Senate by the present administration, distinguishing between classes (a) and (b), giving the date of retirement in class (b) and date of appointment in all cases. 2. The names of members of parliament and of ex-members of parliament appointed to offices of emolument under the Crown by the present administration, distinguishing between the two classes and giving dates as in paragraph one mentioned. 3. The names of senators and ex-senators appointed to offices of emolument under the Crown by the present administration, distinguishing between the two classes and giving dates as in paragraph one mentioned. Presented 12th December, 1907.—*Mr. Lennox*... *Not printed.*
53. Exchequer Court rules (amended), general order of the 12th September, 1907. Presented 12th December, 1907, by Sir Wilfrid Laurier... *Not printed.*
54. Copy of articles of convention of the 21st August, 1906, between the United States and Great Britain, as to the demarcation of the boundary line between Alaska in the United States and the British possessions in North America. Presented 16th December, 1907, by Hon F. Oliver... *Printed for sessional papers.*
- 54a. Copy of a treaty between Great Britain and the United States providing for the more complete definition and demarcation of the international boundary between the Dominion of Canada and the United States, signed at Washington on 11th April, 1908. Presented 19th May, 1908, by Sir Wilfrid Laurier.  
*Printed for both distribution and sessional papers.*
- 54b. Correspondence, orders in council and despatches in connection with the negotiation of a treaty between Great Britain and the United States for the definition and demarcation of the international boundary between Canada and the United States. Presented 4th June, 1908, by Sir Wilfrid Laurier... *Printed for both distribution and sessional papers.*
55. Report of the investigation held last winter by Augustus Power, K.C., of the Justice Department, in respect of Mr. F. T. Congdon. Presented 16th December, 1907, by Hon. F. Oliver... *Not printed.*
- 55a. (1) Return to an order of the House of Commons, dated 13th January, 1908, showing all correspondence, petitions, statements, reports and papers having any relation to the claim of Mrs. Louise F. Wiley, and her infant daughter, concerning certain mining claims held by her husband in the Yukon, and which on his death without will are allowed to have gone into the possession or trusteeship of Frederick Tennyson Congdon, then public administrator in the Yukon, under appointment of the Dominion government, and all correspondence, reports, and papers, bearing upon Mr. Congdon's examination, defence and connection therewith. Presented 24th February, 1908.—*Mr. Foster.*  
*Not printed.*
- 55a. (2) Return to an address of the House of Commons, dated 22nd January, 1908, for a copy of all orders in council, correspondence, reports, memoranda, evidence and other documents and papers of every description relating to the estate of the late Orren

---



---

### CONTENTS OF VOLUME 17—*Continued.*

Leonard Wiley, or to the claim of Louise F. Wiley, or of her infant daughter, against the government or against Frederick T. Congdon as public administrator of the Yukon Territory, or otherwise as an official of the government, or to any charges against the said Frederick T. Congdon as public administrator or otherwise as an official or employee of this government; excluding therefrom, however, any papers relating to the subjects which may be included in return ordered on the 13th instant, on motion of the honourable member for North Toronto. Presented 24th February, 1908.—*Mr. Foster.*

*Not printed.*

- 55b.** Return to an address of the House of Commons, dated 29th January, 1908, for a copy of all orders in council, correspondence, evidence, memoranda and other documents and papers of every description, relating to or touching the conduct of all persons who have acted as public administrator in the Yukon Territory, or who have had charge or control by reason of their official position, of the estate of deceased persons in the Yukon Territory. And a copy of all such documents and papers aforesaid as set forth and describe the action, if any, of the government in respect of any claims, charges or proposed proceedings against any such official in respect of his duties, acts or dealings as public administrator. Presented 24th February, 1908.—*Mr. Lennox....Not printed.*
- 55c.** Return to an order of the House of Commons, dated 13th January, 1908, for a copy of all telegrams, affidavits, papers sent by and all correspondence had with Rev. John Pringle, presently of the Yukon, in connection with the condition of public matters therein and with public officials thereof, and especially in reference to one Frederick Tennyson Congdon, at one time commissioner of the Yukon, and one Girouard, registrar, and one Lithgow, controller and member of the Yukon Council and in particular letters sent by Rev. John Pringle, on or about January, 1902, and in or about January, 1905, and on or about 31st July, 1907, to the premier of Canada, and other ministers, detailing the condition of public matters in the Yukon, and the replies thereto. Also showing what action, if any, was taken by the government in relation to the matters dealt with therein and the reports of any commissioner appointed to investigate the charges or any part of them. Presented 2nd March, 1908.—*Mr. Foster.. . . .Not printed.*
- 55d.** Return to an order of the House of Commons, dated 20th January, 1908 for a copy of all correspondence relating to the morality of the Yukon. Presented 11th March, 1908.—*Mr. Thompson.. . . .Not printed.*
- 55e.** Return to an order of the House of Commons, dated 10th February, 1908, showing the parties to whom were made the original grants from the Crown of the lands comprised within the limits of the town of Whitehorse, Yukon Territory, and any assignments made thereof, with names of parties, dates, and consideration therefor. Presented 16th March, 1908.—*Mr. Foster.. . . .Not printed.*
- 55f.** Supplementary return to an order of the House of Commons, dated 13th January, 1908, for a copy of all telegrams, affidavits, papers sent by and all correspondence had with Reverend John Pringle, presently of the Yukon, in connection with the condition of public matters therein and with public officials thereof, and especially in reference to one Frederick Tennyson Congdon, at one time commissioner of the Yukon, and one Girouard, registrar, and one Lithgow, controller and member of the Yukon Council; and in particular letters sent by Reverend John Pringle, on or about January, 1902, and in or about January, 1905, and on or about 31st July, 1907, to the Premier of Canada and other ministers, detailing the condition of public matters in the Yukon and the replies thereto; also showing what action, if any, was taken by the government in relation to the matters dealt with therein and the reports of any commissioner appointed to investigate the charges or any part of them. Presented 7th April, 1908.—*Mr. Foster.. . . .Not printed.*

---



---

### CONTENTS OF VOLUME 17—*Concluded.*

- 55g. Return to an order of the House of Commons, dated 18th February, 1907, for a copy of all letters, memorials, telegrams, petitions, resolutions and other communications, documents and papers from any person or persons in the Yukon to the Prime Minister or, to the government, or any member or official of the government, respecting the official acts or conduct of Mr. W. W. B. McInnes as commissioner of the Yukon; including any petition asking for the removal of Mr. McInnes from his position as commissioner. Presented 7th April, 1908.—*Mr. White*. . . . .*Not printed.*
- 55h. Return to an order of the House of Commons, dated 13th January, 1908, for a copy of the report made by Mr. Beddoe upon the condition of the books, accounts, &c., of the financial administration of the Yukon, and especially with reference to the condition in the public administrator's office. Presented 21st April, 1908.—*Mr. Foster*.  
*Not printed.*
- 55i. Return to an address of the House of Commons, dated 30th March, 1908, for a copy of all orders in council, reports, correspondence, documents, and papers relating to the appointment of Mr. W. H. P. Clement as legal adviser to the council of the Yukon Territory, or as public administrator in the Yukon Territory, or to any other office of emolument in the Yukon Territory, or relating to the resignation of the said W. H. P. Clement from any such office, or relating to the circumstances under which and reasons for which the said W. H. P. Clement ceased to act as such legal adviser, public administrator or in any other such capacity. Presented 7th May, 1908.—*Mr. Sproule*.  
*Not printed.*
56. Statement of expenditure as to bounty to deep-sea fishermen, for the year 1906-7. Presented 18th December, 1907, by Hon. L. P. Brodeur. . . . .*Not printed.*
- 56a. Return to an order of the House of Commons, dated 13th January, 1908, showing the names and residences of all fishermen in the county of Cape Breton to whom fishing bounties were paid between 31st December, 1905, and 1st January, 1908, together with a statement of the amount paid to each person, the date on which it was paid, and the name of the officer or person by whom the sum was paid. Presented 11th February, 1908.—*Mr. Borden (Carleton)*. . . . .*Not printed.*
- 56b. Supplementary return to No. 56a. Presented 13th July, 1908. . . . .*Not printed.*
57. Correspondence and instructions with regard to the Lord's Day Act in its application to the Yukon Territory. Presented 18th December, 1907, by Hon. A. B. Aylesworth.  
*Not printed.*

### CONTENTS OF VOLUME 18.

58. Minutes of Proceedings of the Colonial Conference held at the Colonial Office, Downing Street, London, from the 15th April to the 14th May, 1907. Presented 22nd May, 1908, by Sir Wilfrid Laurier. . . . .*Printed for both distribution and sessional papers.*
59. Report of the Royal Commission on the Grain Trade of Canada. Presented 8th January, 1908, by Hon. F. Oliver. . . . .*Printed for both distribution and sessional papers.*
60. Return to an order of the House of Commons, dated 18th December, 1907, for a copy of the report of the Honourable Justice James Henry Madden, appointed by order in council, 15th May, 1907, to investigate and report upon the matter of arrears for rentals on certain leases at Dunnville, Welland Canal feeder. Presented 9th January, 1908.—*Mr. Lalor*. . . . .*Not printed.*
61. Return to an address of the House of Commons, dated 11th December, 1907, for a copy of all correspondence, petitions, statements, papers, orders in council, and proclamations respecting the setting out of limits for prohibition of the sale of liquors along the line of the Grand Trunk Pacific under the Public Works Construction Act. Presented 9th January, 1908.—*Mr. Foster*. . . . .*Not printed.*
- 61a. Supplementary return to No. 61. Presented 27th January, 1908. . . . .*Not printed.*



CONTENTS OF VOLUME 18—*Continued.*

62. Return to an order of the House of Commons, dated 11th December, 1907, for a copy of all correspondence, documents, papers, memoranda, and reports, relating to the retirement, resignation, or dismissal of Mr. Hodgins, C.E., from the service of the National Transcontinental Railway Commission, and the grounds or reasons therefor. Presented 9th January, 1908.—*Mr. Borden (Carleton)*. . . . .*Not printed.*
- 62a. Return to an order of the House of Commons, dated 18th December, 1907, showing what changes, if any, have been made in the National Transcontinental Railway Commission's engineering staff during the current calendar year. Presented 9th January, 1908.—*Mr. Macdonell*. . . . .*Not printed.*
- 62b. Return to an order of the House of Commons, dated 12th December, 1907, showing :  
 1. The estimated quantities used by the Transcontinental Railway Commission for arriving at the moneyed values of the tenders for the construction of the 50 miles, more or less, from Moncton westerly; for the construction of 62 miles, more or less, from Grand Falls westerly; from the south side of the St. Lawrence river, easterly 150 miles; for the 45 miles more or less westerly from near La Tuque; and for the 150 miles easterly from near Abitibi, known as the Abitibi section. 2. The various prices which each tenderer placed opposite the several items in the schedule or form of tender. 3. The total amount so ascertained of each tender. Presented 9th January, 1908.—*Mr. Schell (Glengarry)*. See also 39b. . . . .*Not printed.*
63. Return to an address of the House of Commons, dated 11th December, 1907, for a copy of all orders in council, correspondence, reports, opinions of the Department of Justice, memoranda, papers and documents; also of all plans or route maps relating to the proposed new eastern entrance of the Grand Trunk Railway Company into the city of Toronto. Presented 9th January, 1908.—*Mr. Macdonell*. . . . .*Not printed.*
64. Return to an order of the House of Commons, dated 11th December, 1907, for a copy of all writs, forms and instructions issued and used in and for the purposes of the several elections for Dominion constituencies in the year 1907. Presented 9th January, 1908.—*Mr. Barker*. . . . .*Not printed.*
65. Return to an address of the House of Commons, dated 11th December, 1907, for a copy of the order in council appointing Honourable J. A. Ouimet as judge of the Court of the King's Bench, as well as a copy of all correspondence, reports, medical certificates and order in council concerning his being pensioned. Presented 9th January, 1908.—*Mr. Lanctot (Laprairie-Napierville)*. . . . .*Not printed.*
66. The Canada Year Book, 1906. Presented 10th January, 1908, by Hon. S. A. Fisher.  
*Printed separately.*
67. Report of the Commissioner, Dominion Police Force, for the year 1907. Presented 13th January, 1908, by Hon. A. B. Aylesworth. . . . .*Not printed.*
68. Return to an order of the House of Commons, dated 11th December, 1907, showing :  
 1. The number of officials of the government, civil or military, or officers of the active militia who perform services in any way connected with the manufacture of rifles for the government by the Ross Rifle Company. 2. Their names, ranks, and duties, and the amount of their individual salary or remuneration. 3. The total amount, (apart from contract cost of rifle), or expenditure by the government with the Ross Rifle Company, including any bonus, loans, inspections, cost of testing, commissions, or expenditure of any kind, with the individual amounts. Presented 16th January, 1908.—*Mr. Worthington*. . . . .*Not printed.*
- 68a. Return to an order of the House of Commons, dated 11th December, 1907, showing reports of commissions, boards of inquiry, inspections, reports of industrial officers, to the government or any member thereof, including reports from the comptroller, commissioner, or any officer, or member of the Northwest Mounted Police, the Dominion Rifle Association, or any member thereof, or any rifle association or club, or any

---



---

### CONTENTS OF VOLUME 18—*Continued.*

member thereof, or to the commandant, or any member of the Bisley team, regarding the efficiency of the Ross rifle, to date. Presented 9th April, 1908.—*Mr. Worthington.*

*Not printed.*

**68b.** Return to an order of the House of Commons, dated 11th March, 1908, for a copy of all correspondence between the government or any department thereof, and the Ross Rifle Company, or any representative thereof, or between the government and any bank or other institution which has made advances under the contract between the government and the said company, or any representative of such bank or institution, relating to the accounts and financial or other affairs of the Ross Rifle Company, including any letters or correspondence from any official of the Bank of Montreal to the Auditor General. Presented 9th April, 1908.—*Mr. Worthington.* . . . . . *Not printed.*

**68c.** Return to an address of the House of Commons, dated 18th March, 1908, for a copy of all correspondence, reports, communications and other papers and documents of every kind and description not already brought down, relative to the rifle known as the Ross rifle, or to the contract between the government and any person or corporation with respect to the said rifle, or to the value or efficiency thereof, or to any alleged defects therein; also a copy of all letters, telegrams, despatches, reports, and other communications of every kind from the British government or any member or official thereof, or from the War Office, or Secretary of State for War, or any officer or official or person employed by or in the service of the British government, to the Governor General of Canada, or to the government of Canada, or to the Minister of Militia, or to any officer or official or person in the public service of Canada, relative to the said rifle, or to the value or efficiency of the said rifle or any defects therein, or any matter or thing connected therewith. Presented 9th April, 1908.—*Mr. Worthington.*

*Not printed*

**68d.** Return to an address of the House of Commons, dated 11th December, 1907, for a copy of all contracts between the Ross Rifle Company and the government, or the Department of Militia, for the supply of rifles, ammunition and other articles, and all orders in council, correspondence, reports, documents and papers, relating to such contracts, and the subject-matter thereof, and to the operations of the company, and to its dealings with the government, or any of the departments, including the Department of Customs, and the Bank of Montreal, or any banking institutions. Presented 9th April, 1908.—*Mr. Worthington.* . . . . . *Not printed.*

**69.** Return of lands sold by the Canadian Pacific Railway Company, from the 1st October, 1906, to the 1st October, 1907. Presented 13th January, 1908, by Hon. F. Oliver.

*Not printed.*

**70.** Report of the Ottawa Improvement Commission for the nine months ended the 31st March, 1907. Presented 13th January, 1908, by Hon. W. S. Fielding.

*Printed for sessional papers.*

**71.** Return to an order of the House of Commons, dated 11th December, 1907, showing :  
 1. How much money has been expended to date on the Royal Mint, for construction and equipment, respectively. 2. The sums required to complete on both accounts. 3. The officers and employees, and at what yearly salaries, are required to man the institution. 4. The face value of copper and silver and gold coinage obtained by the government per year for the last ten years, and what it has cost the government therefor. 5. The total profit on coinage in the ten years. 6. The amount of coinage it is in contemplation to issue in 1908, and in what denominations. 7. Who is to make the purchases and fix the price of bullion necessary for the use of the Mint. 8. Upon what system the officers and employees of the Mint are appointed, promoted and dismissed. Presented 13th January, 1908.—*Mr. Foster.* . . . . . *Not printed.*

CONTENTS OF VOLUME 18—*Continued.*

- 72.** Supplementary return to an address of the House of Commons, dated 10th December, 1906, for a copy of all orders in council, correspondence, and all other papers, relating to the Standard Chemical Company (Limited), or Pevelan & Co., in its dealings with the Customs and Inland Revenue Departments from the date of the incorporation of the said company to the present date. Presented 16th January, 1908.—*Mr. Robitaille.*  
*Not printed.*
- 73.** Return to an order of the House of Commons, dated 11th December, 1907 showing:  
1. All promotions that have been made to the rank of colonel in the active militia during the past year, with names. 2. The nature of service, merit or seniority justifying such promotions. 3. The record of war services of such officers. 4. Previous to the gazetting of such promotion the positions held by such officers on the seniority list of the colonels. 5. The number of lieutenant-colonels who were outranked or superseded by such promotions, with their names and services. Presented 17th January, 1908.—*Mr. Worthington.* . . . . .*Not printed.*
- 74.** Return to an address of the House of Commons, dated 11th December, 1907, for a copy of all orders in council, correspondence, documents and papers relating to Chinese seeking admission to the public schools of British Columbia as students, and relating to the remission of head-tax on such persons Presented 20th January 1908.—*Mr. Borden (Carleton).* . . . . .*Not printed.*
- 74a.** Report of W. L. Mackenzie King, commissioner to inquire into the methods by which oriental labourers (Japanese) have been induced to come to Canada. Presented 20th January, 1908, by Hon. R. Lemieux. . . . .*Not printed.*
- 74b.** Return to an address of the House of Commons, dated 12th December, 1907, for a copy of all correspondence between the Government of Canada and the Imperial authorities, and a copy of all correspondence between the Government of Canada, and any person or persons, and of all reports communicated to the Government in respect to the Anglo-Japanese convention regarding Canada. Presented 21st January, 1908.—*Mr. Borden (Carleton).* . . . . .*Printed for sessional papers.*
- 74c.** Supplementary return to No. 74b. Presented 21st January.  
*Printed for sessional papers.*
- 74d.** Supplementary return to an address of the House of Commons, dated 18th December, 1907, for a copy of all orders in council, correspondence, documents and papers, during the past ten years, relating to the immigration of Chinese and Japanese into Canada. Presented 24th February, 1908.—*Mr. Borden (Carleton).* . . . . .*Not printed.*
- 74e.** Return to an address of the House of Commons, dated 18th December, 1907, for a copy of all orders in council, correspondence, documents and papers, during the present year, relating to the immigration of Japanese into Canada. Presented 9th March, 1908.—*Mr. Borden (Carleton).* . . . . .*Not printed.*
- 74f.** Report of W. L. Mackenzie King, C.M.G., Deputy Minister of Labour, commissioner appointed to investigate into the losses sustained by the Chinese population of Vancouver, in the province of British Columbia, on the occasion of the riot in that city in September, 1907. Presented 30th June, 1908, by Hon. R. Lemieux.  
*Printed for both distribution and sessional papers.*
- 74g.** Report by W. L. Mackenzie King, C.M.G., Deputy Minister of Labour, commissioner appointed to enquire into the losses and damages sustained by the Japanese population in the city of Vancouver, in the province of British Columbia, on the occasion of riots in that city in September, 1907. Presented 30th June, 1908, by Hon. R. Lemieux.  
*Printed for both distribution and sessional papers.*
- 74h.** Report of W. L. Mackenzie King, C.M.G., commissioner appointed to enquire into methods by which Oriental labourers (Hindoo and Chinese) have been induced to come to Canada. Presented 13th July, 1908, by Hon. R. Lemieux. . . . .*Not printed.*

# CONTENTS OF VOLUME 18—Continued.

75. Return to address of the House of Commons, dated 11th December, 1907, for a copy of all correspondence, instructions or communications sent by the Government of Canada, through the Secretary of State or otherwise, to Sir Henri Joly de Lotbinière, as Lieutenant Governor of British Columbia, during the years 1905 and 1906, respectively. Presented 21st January, 1908.—*Mr. Borden (Carleton)*... ..*Not printed.*
76. Copy of an order in council regarding sale of a portion of Major's Hill Park, Ottawa, to the Grand Trunk Railway Company as a site for a hotel. Presented 21st January, 1908, by Hon. W. Pugsley... ..*Not printed.*
77. Return to an order of the House of Commons, dated 16th December, 1907, for a copy of any declarations or affidavits made by Robert Cruickshank, or other persons in the Regina Lands district, or any other complaints in regard to alleged improper or unauthorized charges by individuals, whether in the service of the Government or not, for locating settlers on homesteads, or obtaining for them entries for homesteads, by cancellation or otherwise, together with all correspondence, reports, or other papers on the subject; also all communications, reports, correspondence, or other papers between the Department of the Interior and any of its officials and any person or persons in regard to homestead entries, cancellations, protections, inspectors' reports, &c., for the s.w.  $\frac{1}{4}$  sec. 16 and the n.w.  $\frac{1}{4}$  sec. 20 and the n.w. and s.w.  $\frac{1}{4}$  sec 36, all in tp 14, r. 9, w. 2nd M. Presented 23rd January, 1908.—*Mr. Lake*... ..*Not printed.*
78. Return to an order of the House of Commons, dated 11th December, 1907, showing how many applications were refused for permission, as granted by order in council passed on 16th May, 1906, for saw-mill owners to cut timber. Presented 23rd January, 1908.—*Mr. Roche (Marquette)*... ..*Not printed.*
79. Return to an order of the House of Commons, dated 11th February, 1907, showing the total expenditure each constituency, as defined prior to last Redistribution Act, the the years 1897, 1898, 1899, 1900, 1901, 1902, 1903, 1904, 1905, and 1906, for: (a) Harbours and rivers, including dredging, wharfs, docks, breakwaters, piers, or other improvements and repairs. (b) For public buildings and lands, including repairs, extensions, &c. (c) Maintenance and caretakers, including fuel, lights, &c. (d) Expenditure in connection with Intercolonial Railway, including purchase of lands, erection of buildings, repairs, &c., and improvements, and the place where spent. Presented 29th January, 1908.—*Mr. Sproule*... ..*Not printed.*
80. Return to an order of the House of Commons, dated 11th December, 1907, showing a summary of stock, implements, chattels, grain, hay, roots and all other kinds of fodder, with their value, for the years ending 1st December, 1906 and 1907; also the amount paid for all kinds of live stock, their kind and number, the amount paid for all kinds of feed, giving the kind, the amount of all kinds of product sold, and their kind; the amount paid for all kinds of grain and seed for distribution for the same years, on the Central Experimental Farm, Ottawa. Presented 23rd January, 1908.—*Mr. Jackson (Elgin)*... ..*Not printed.*
81. Return to an order of the House of Commons, dated 11th December, 1907, showing the number of immigrants secured and located by Mr. N. B. Miller, of the town of Napanee, in the county of Lennox and Addington, the names of such immigrant, his age, the names of the respective parties with whom they were located, also the township in which such party resides; also the amount of money received by the said N. B. Miller from the government for his services in salary, commission, or both; also the amount of moneys received by the said N. B. Miller, respectively, from residents in the said county of Lennox and Addington for his services in securing the aforesaid immigrants. Presented 23rd January, 1908.—*Mr. Wilson (Lennox and Addington)*... ..*Not printed.*
- 81a. Return to an order of the House of Commons, dated 11th December, 1907, showing the number of immigrants secured and located by Mr. M. C. Dunne, of Yarker, in the county of Lennox and Addington, the names of each such immigrant, his age, the names



---



---

### CONTENTS OF VOLUME 18—*Continued.*

- of the respective parties with whom they are located, also the township in which such party resides; also the amount of money received by the said M. C. Dunne from the government for his services in salary, commission, or both; also the amount of moneys received by the said M. C. Dunne, respectively, from residents in the said county of Lennox and Addington for his services in securing the aforesaid immigrants. Presented 23rd January, 1908.—*Mr. Wilson (Lennox and Addington)*. . . . .*Not printed.*
- 81b.** Return to an order of the House of Commons, dated 13th January, 1908, showing list of the names of immigration agents appointed by the government in each county of the province of Ontario, the county in which each such agent is employed, the number of immigrants placed by each such agent, and the amounts paid to each such agent for his services and expenses. Presented 30th January, 1908.—*Mr. Clements*.*Not printed.*
- 81c.** Return to an order of the House of Commons, dated 11th December, 1907, for a copy of all reports received by the government from each of the special immigration agents sent to Great Britain and the continent of Europe, for the fiscal year ending 31st March, 1907. Presented 30th January, 1908.—*Mr. Wilson (Lennox and Addington)*.  
*Not printed.*
- 81d.** Return to an order of the House of Commons, dated 16th December, 1907, showing the number of immigrants who reached and settled in Canada during the fiscal years of 1905-6 and 1906-7, and from what countries they came. Presented 11th February, 1908.—*Mr. Paquet*. . . . .*Not printed.*
- 81e.** Return to an order of the House of Commons, dated 22nd January, 1908, for a copy of all correspondence between the Department of the Interior and James S. Waugh, immigration distribution agent, subsequent to 1st December, 1907. Presented 11th February, 1908.—*Mr. Gordon*. . . . .*Not printed.*
- 81f.** Return to an order of the House of Commons, dated 3rd February, 1908, showing what special immigration agents the Government of Canada has in the British Islands; their respective names, and from what parts of Canada they come; the arrangements made by the Government with the said agent or agents as to salary and expenses; the date of their respective appointments, and at what time they left this country to take up their work. Presented 11th February, 1908.—*Mr. Wilson (Lennox and Addington)*.  
*Not printed.*
- 81g.** Return to an Address of the House of Commons, dated 29th January, 1908, for a copy of all orders in council now in force with respect to immigration from every country from which immigrants come to Canada; also a copy of all circulars in force at the present time with reference to immigration. Presented 13th February, 1908.—*Mr. Wilson (Lennox and Addington)*. . . . .*Not printed.*
- 81h.** Return to an order of the House of Commons, dated 20th January, 1908, for a copy of all certificates by farmers resident in the riding of West Kent, and returned to the department by emigration agents for the said riding, and on certificates such agents were paid for placing emigrants with each farmer, giving the names of each emigrant and of each farmer such were placed with, giving the total amount received by each agent up to the present time Presented 3rd March, 1908.—*Mr. Clements*.*Not printed.*
- 81i.** Return to an order of the House of Commons, dated 11th March, 1908, for a copy of all certificates by A. G. McDonald, immigration agent for Prince Edward County, Ontario, claiming payment for immigrants by him alleged to have been placed with farmers or other employers; also, a copy of all certificates or communications by such farmers or other employers received by the Department of the Interior relating to immigrants so claimed as placed by said A. G. McDonald, giving in each case the name and post office address of the immigrant and of the farmer or the employer. Presented 13th April, 1908.—*Mr. Alcorn*. . . . .*Not printed.*

---



---

### CONTENTS OF VOLUME 18—*Continued.*

- 81j.** Return to an order of the House of Commons, dated 23rd March, 1908, showing the expenditure of the Government for food, clothing and other maintenance for immigrants after landing in Canada for the years 1900, 1901, 1902, 1903, 1904, 1905, 1906, 1907, 1908, to 1st March. Presented 30th April, 1908.—*Mr. Schaffner*. . . . .*Not printed.*
- 81k.** Report of E. Blake Robertson, assistant superintendent of immigration, respecting Joseph Bernstein, Halifax. Presented 27th May, 1908, by Hon. F. Oliver...*Not printed.*
- 82.** Return to an order of the House of Commons, dated 18th December, 1907, showing the total amount paid by this Government each year, during the past five years, towards mail subsidies to steamships; the names of the countries served, the names of steamers and contractors, and the steamship subventions. Presented 28th January, 1908.—*Mr. Armstrong*. . . . .*Printed for sessional papers.*
- 83.** Return to an order of the House of Commons, dated 13th January, 1908, for a copy of the lease, conditions, &c., passed between the Government of Canada and a company for the use of the Beauharnois Canal. Presented 24th January, 1908.—*Mr. Bergeron*.  
*Not printed.*
- 84.** Copies of a letter and telegrams between the Lieutenant Governor of British Columbia and the Honourable the Secretary of State for Canada, on the subject of the disallowance of a Bill of the Legislature of British Columbia, intituled: "An Act to regulate immigration into British Columbia." Presented 24th January, 1908, by Sir Wilfrid Laurier. . . . .*Not printed.*
- 85.** Return to an order of the House of Commons, dated 8th January, 1908, for a copy of all correspondence between the Department of Justice, or any department of the Government, and Mr. Frederick Fraser Forbes, now a district judge in the province of Saskatchewan, or any other person or persons, in reference to the personal or professional status or character of Mr. Forbes, or his appointment as a judge as above-mentioned, and of all writings and documents of any kind in reference to the foregoing matter. Presented 28th January, 1908.—*Mr. Taylor*. . . . .*Not printed.*
- 86.** Return to an order of the House of Commons, dated 15th January, 1908, showing the number of applications made to the Board of Railway Commissioners for the privilege of crossing railway tracks with telephone and telegraph wires and with water mains each, over the said period from 1st February, 1904, to the 1st January, 1908; the total number of applications granted over said period; the total number of applications refused; the date of each application; the date each application was granted; the length of time from the application to the granting of same; and what time should elapse before the board should give its decision. Presented 27th January, 1908.—*Mr. Barr*.  
*Not printed.*
- 87.** Return to an order of the House of Commons, dated 16th December, 1907, showing, in respect of all grants of right to divert water and construct ditches made under the provisions of the Yukon Placer Mining Act, 1906, the number of the claim, name and address of the grantee, date of issue, length of term, source of water, quantity that may be diverted, estimated expenditure within one year, time limit for construction, sum paid for the privilege and the name and address of present holder, if rights have been transferred. Presented 30th January, 1908.—*Mr. Boyce*. . . . .*Not printed.*
- 88.** Return to an order of the House of Commons, dated 11th December, 1907, showing the timber lands sold or leased by the Department of the Interior subsequent to the date of those included in Sessional Paper, No. 167*a*, brought down to the House on the 9th of April, 1907; the description and area of such lands, the applications made therefor, the notice of advertisement for sale or tender, the tenders received, the amount of each tender, the tenders accepted, the name of the person or company to whom each lot was sold or leased, and the name and address of each person or company to whom any of such leases have been transferred. Presented 30th January, 1908.—*Mr. Ames*.  
*Not printed.*

---



---

 CONTENTS OF VOLUME 18—*Continued.*

- 88a. Return to an order of the House of Commons, dated 11th December, 1907, showing, in respect of timber berth number 1279, all applications, correspondence, reports, advertisements, tenders, leases, transfers, or memoranda of any description. Presented 3rd February, 1908.—*Mr. Ames*.....*Not printed.*
- 88b. Return to an order of the House of Commons, dated 18th December, 1907, showing, in respect of timber berths numbers 1031, 1118, 1097 and 1093, all bonuses, rentals, or dues, paid to date by the lessees or other assigns to the Government, together with a copy of all applications, correspondence, reports, advertisements, tenders, leases, transfers or memoranda of any description in connection therewith. Presented 18th February, 1908.—*Mr. White*.....*Not printed.*
- 88c. Return to an order of the House of Commons, dated 18th December, 1907, showing, in respect of timber berths numbers 1050, 1265, 1267, 1274 and 1275, all bonuses, rentals or dues paid to date by the lessees or other assigns to the Government, together with a copy of all applications, correspondence, reports, advertisements, tenders, leases, transfers or memoranda of any description in connection therewith. Presented 18th February, 1908.—*Mr. Boyce*.....*Not printed.*
- 88d. Return to an order of the House of Commons, dated 12th February, 1908, for the production of all the original applications and tenders filed in the Department of the Interior in respect of timber berths numbers 1050, 1265, 1267, 1274 and 1275, and that the names be laid upon the Table of the House, said papers not to be part of the archives of this House, but to be returned by the Clerk to the Department of the Interior after inspection. Presented 24th February, 1908.—*Mr. Boyce*.....*Not printed.*
- 88e. Return to an order of the House of Commons, dated 12th February, 1908, for the production of all the original applications and tenders filed in the Department of the Interior in respect of timber berths numbers 1031, 1118, 1119, 1097 and 1098, and that the same be laid upon the Table of the House, said papers not to be part of the archives of this House, but to be returned by the Clerk to the Department of the Interior after inspection. Presented 24th February, 1908.—*Mr. White*.....*Not printed.*
- 88f. Return to an order of the House of Commons, dated 12th February, 1908, for the production of all the original applications and tenders filed in the Department of the Interior in respect of timber berths numbers 1048, 1049, 1122 and 1168, and that the same be laid upon the Table of the House, said papers not to be part of the archives of this House, but to be returned by the Clerk to the Department of the Interior after inspection. Presented 24th February, 1908.—*Mr. Boyce*.....*Not printed.*
- 88g. Return to an order of the House of Commons, dated 10th February, 1908, that there be laid on the Table for inspection the original applications and tenders in respect of timber berths numbers 1220, 1226, 1238 and 1272, said papers not to be part of the archives of this House, but to be returned by the Clerk to the Department of the Interior after inspection. Presented 24th February, 1908.—*Mr. Lake*.....*Not printed.*
- 88h. Return to an order of the House of Commons, dated 18th December, 1907, showing, in respect of timber berths numbers 1048, 1049, 1122 and 1168, all bonuses, rentals, or dues paid to date by the lessees or other assigns to the Government, together with a copy of all applications, correspondence, reports, advertisements, tenders, leases, transfers and memoranda of any description in connection therewith. Presented 9th March, 1908.—*Mr. Boyce*.....*Not printed.*
- 88i. Return to an order of the House of Commons, dated 18th December, 1907, showing, in respect of all timber berths at present under license or authorized to be licensed within the provinces of Manitoba, Saskatchewan, Alberta and the Northwest Territories, (a) number or designation of each berth; (b) number of license for 1907-8; (c) area of berth in square miles; (d) name and address of present license holder; (e) name and address of original applicant, with date of his application; (f) date of issue from Ottawa of advertisement; (g) date fixed therein for opening of tenders; (h) name and address of



# CONTENTS OF VOLUME 18—*Continued.*

successful tenderer; (i) amount of bonus paid; (j) date when definite selection of blocks was completed and the returns of the survey filed with the Department of the Interior at Ottawa; (k) amount of dues collected during the year ending the 30th of April, 1907, in respect of each berth for ground rent, stumpage royalty, and the cost of fire guarding, &c.; also the amount, if any, unpaid and overdue at the termination of said year; (l) whether license was issued according to order in council of April 14th, 1903, or of July 23rd, 1906; (m) in case of berths upon which during the year 1906-7 no timber was cut, whether notification has been served on license holder to operate a saw-mill, and the date of such notice. Presented 11th March, 1908.—*Mr. McCarthy (Calgary)*

*Not printed.*

88j. Return to an order of the House of Commons, dated 11th December, 1907, bringing the information as contained in Sessional Paper No. 167b, brought down April 26th, 1907, up to date. Presented 13th March, 1908.—*Mr. Ames*. . . . .*Not printed.*

88k. Return to an order of the House of Commons, dated 3rd February, 1908, for a copy of all letters, correspondence, applications, advertisements, reports, memoranda, valuations, estimates, tenders, transfers, or other writings or papers in respect of or in connection with timber berths numbers 1413, 1414 and 1415. Presented 16th March, 1908.—*Mr. Lennox*. . . . .*Not printed.*

88l. Return to an order of the House of Commons, dated 26th February, 1908, for a copy of all applications to homestead or purchase, reports, agreements of lease or sale, correspondence exchanged between the Department of the Interior and any person whatsoever, and papers of every description dealing with or treating of the sale or lease of surface, mining, timber, or any other rights in respect of the n.w.  $\frac{1}{4}$  of section 8, township 53, range 4, west of the 5th M. Presented 19th March, 1908.—*Mr. Ames*.

*Not printed.*

88m. Return to an order of the House of Commons, dated 18th December, 1907, showing, in respect of timber berths numbers 1220 to 1226, 1238 and 1272, all bonuses, rentals or dues paid to date by the lessees or other assigns to the Government, together with a copy of all applications, correspondence, reports, advertisements, tenders, leases, transfers or memoranda of any description in connection therewith. Presented 24th March, 1908.—*Mr. Lake*. . . . .*Not printed.*

88n. Return to an order of the House of Commons, dated 9th March, 1908, for a copy of applications, recommendations of applications, and replies thereto, instructions, regarding advertising, and a copy of all tenders and replies thereof, for timber berths numbers 652, 657, 677, 679, 681, 683, 684, 721, 722, 730 and 743. Presented 30th March, 1908.—*Mr. McCraney*. . . . .*Not printed.*

88o. Return to an order of the House of Commons, dated 2nd March, 1908, for the production of all the original applications and tenders filed in the Department of the Interior in respect of timber berths 1046, 1047, 1052, 1058, 1068, 1070, 1093, 1094, 1099, 1191, 1192 and that the same be laid upon the Table of the House, said papers not to be part of the archives of this House, but to be returned by the Clerk to the Department of the Interior after inspection. Presented 13th April, 1908.—*Mr. Ames*. . . . .*Not printed.*

88p. Return to an Address of the House of Commons, dated 26th February, 1908, for a copy of all orders in council, letters, telegrams, reports, recommendations, tenders or communications of any kind in relation to the granting of sixteen townships and certain timber limits in the Peace River region, as referred to in a motion of the 15th January, ult., reference 102, not already brought down. Presented 13th April, 1908.—*Mr. Hughes (Victoria and Haliburton)*. . . . .*Not printed.*

---



---

# CONTENTS OF VOLUME 18—*Continued.*

- 88g.** Return to an order of the House of Commons, dated 26th February, 1908, showing the total sum (money or scrip) that the Government has received on account of the lands, mines, minerals, timber &c., in the various Dominion lands offices in the provinces of Manitoba, Saskatchewan and Alberta, distinguishing between each province, during the following periods: from 1st July, 1896, to 30th June, 1905, and from 1st July, 1905, to 31st December, 1907. Presented 21st April, 1908.—*Mr. Lake*. . . . .*Not printed.*
- 88r.** Return to an order of the House of Commons, dated 19th February, 1908, showing all sales of Dominion lands other than coal lands, of 160 acres and upwards, in the provinces of Manitoba, Saskatchewan and Alberta, which have been made by the Government during the calendar year 1907; the prices obtained; names of purchasers; dates of sales; and in general terms, the grounds upon which sales were authorized. Presented 21st April, 1908.—*Mr. Lake*. . . . .*Not printed.*
- 88s.** Return to an order of the House of Commons dated 17th February, 1908, showing: 1. How many applications for timber licenses were received by the Government of Mr. Mackenzie, what area in square miles they covered, how many licenses were issued, what area they covered, and under how many of those licenses operations were actually carried on, and what area these included. 2. How many applications for timber licenses were received by the Government from November 1st, 1878, to July 1st, 1896, and what area in square miles they covered, how many licenses were issued, and what area they covered, under how many of these licenses operations were actually carried on, and what area they covered. 3. How many permits to cut lumber were given to applicants as above in leases where licenses had not issued during each of these periods. Presented 21st April, 1908.—*Mr. Foster*. . . . .*Not printed.*
- 88t.** Return to an order of the House of Commons, dated 26th February, 1908, showing a list of timber berths awarded between 1st June, 1904, and 15th July, 1906, with the number of tenders in each case, the amount of each tender, the name of the successful tenderer, the area of each berth, the dates of notice and opening of the tenders in each case. Presented 22nd April, 1908.—*Mr. Crawford*. . . . .*Not printed.*
- 88u.** Return to an order of the House of Commons, dated 6th April, 1908, showing what coal lands were granted to sundry persons through the agency of P. E. Lessard, of Edmonton, together with copies of all letters, papers and documents relating to the application, sale, lease or cancellation of the same. All from the general file for the group of claims, and not the special file for each section. Presented 7th May, 1908.—*Mr. Ames*.  
*Not printed.*
- 88v.** Return to an order of the House of Commons, dated 23rd March, 1908, showing what coal areas are held by F. E. Keniston, of Minneapolis; said return to include a copy of all letters, documents and correspondence relating to the application, sale, lease or cancellation of the same, from the general file for each group of claims, and not the special file of each section. Presented 7th May, 1908.—*Mr. Ames*. . . . .*Not printed.*
- 88w.** Return to an order of the House of Commons, dated 6th April, 1908, showing what coal lands are now or have been at any time owned, controlled, leased or operated in townships 53 and 54, range 7, west of the 5th meridian, by the Alberta Development Company (Limited), together with a copy of all applications, correspondence, deeds of sale and other documents in connection therewith. Presented 12th May, 1908.—*Mr. Ames*. . . . .*Not printed.*
- 88x.** Return to an order of the House of Commons, dated 6th April, 1908, showing what coal lands in townships 9 and 10, ranges 21, 22 and 23, west of the 4th meridian, were granted through the agency of J. W. Bettes (or his firm), of Winnipeg, Manitoba, together with a copy of all letters, documents and papers relating to the application, sale, lease or cancellation of the same. All from the general file for the group of claims, and not the special file for each section. Presented 18th May, 1908.—*Mr. Ames*.  
*Not printed.*

---



---

 CONTENTS OF VOLUME 18—*Continued.*

- 88y.** Return to an order of the House of Commons, dated 2nd March, 1908, for the production of all original tenders filed in the Department of the Interior in respect of timber limits numbers 645, 646, 675, 703, 705 and 733 to 737, and that the same be laid upon the table of the House, said papers not to be part of the archives of this House, but to be returned by the clerk to the Department of the Interior after inspection. Presented 20th May, 1908.—*Mr. McCraney*. . . . .*Not printed.*
- 88z.** Return to an order of the House of Commons, dated 23rd March, 1908, showing what coal areas were obtained through the agency of Malcolm McKenzie on behalf of clients; and a copy of all letters, documents and correspondence relating to the application, sale, lease or cancellation of the same; also the same information in regard to J. H. Moss, of Toronto. All from the general file for each group of claims, and not the special file for each section. Presented 27th May, 1908.—*Mr. Ames*. . . . .*Not printed.*
- 88aa.** Return to an order of the House of Commons, dated 26th February, 1908, for a copy of all applications, leases, assignments, correspondence, and papers, of every description in connection with or referring to the granting or sale of the mining rights in sections 17, 20, 21, 28, 29, 32 and 33, of township 8, range 4, west of the 5th meridian. Presented 27th May, 1908.—*Mr. Perley*. . . . .*Not printed.*
- 88bb.** Return to an order of the House of Commons, dated 6th April, 1908, showing what coal lands in townships 41 and 42, ranges 17 and 18, west of the 5th meridian, were granted through the agency of McGiverin & Hayden, Ottawa, together with a copy of all letters, documents and papers relating to the application, sale, lease or cancellation of same. All from the general file for the group of claims, and not the special file for each section. Presented 27th May, 1908.—*Mr. Ames*. . . . .*Not printed.*
- 89.** Return to an Address of the House of Commons, dated 20th January, 1908, for a copy of all papers and correspondence between the government of Canada and the government of the province of British Columbia, relating to the application of the Grand Trunk Pacific Railway Company to acquire a portion of the Metlakatla Indian Reserve, British Columbia, and to the general question of the claim of said province to the Indian reserves therein, since the date of said application. Presented 30th January, 1908.—*Mr. Ross (Yale-Cariboo)*. . . . .*Not printed.*
- 90.** Return to an order of the House of Commons, dated 15th January, 1908, for a copy of all correspondence, reports, locations, records of payments made on, payments returned, homestead entries, cancellations thereof; of any order, direction or other authority given to any homesteader or person who had entered for homestead to re-enter after cancellation of entry or default thereunder; any evidence of sale by Peter Luensen to Frederick Heintz, and any correspondence, affidavits, memoranda, or other documents by the department, or any of its officers, with W. L. MacKenzie, Peter Luenson, Frederick Heintz, Alexander K. Thom, Wm. R. Gardner, Thomas J. Oliver, or any other person in regard to the n.e.  $\frac{1}{4}$  sec. 32, township 36, r. 16, west of 2nd m., Saskatchewan. Presented 30th January, 1908.—*Mr. Porter*. . . . .*Not printed.*
- 90a.** Supplementary return to No. 90. Presented 1st April, 1908. . . . .*Not printed.*
- 90b.** Return to order of the House of Commons, dated 6th April, 1908, showing: 1. Any Government lands near New Westminster, British Columbia, sold to one J. W. Patterson, and, if sold, by what department of the Government. 2. Whether they were Indian or military reserve lands, or either of them. 3. The prices Mr. Patterson paid for said lands, if any were sold to him. 4. The date of such sale or sales. Presented 27th April, 1908.—*Mr. Reid (Grenville)*. . . . .*Not printed.*
- 90c.** Return to an order of the House of Commons, dated 16th March, 1908, showing all lands acquired from the Government by the Grand Trunk Pacific Town and Development

---



---

 CONTENTS OF VOLUME 18—*Continued.*

- Company, together with the area, location, purchase price of each tract, and a copy of all correspondence between the Government and the company or any individuals interested therein or connected therewith, as to the general terms and conditions under which the Government land should be granted to the said company. Presented 27th April, 1908.—*Mr. Ames*. . . . .*Not printed.*
- 90d. Return to an order of the House of Commons, dated 30th March, 1908, showing all the lands granted to the Saskatchewan Valley Land Company under their contract of May, 1902, specifying those which are patented as well as those unpatented, to date. Presented 30th April, 1908.—*Mr. Roche (Marquette)*. . . . .*Not printed.*
- 90e. Return to an order of the House of Commons, dated 26th February, 1908, showing the approximate total area of Dominion lands disposed of by the Government in each of the provinces of Manitoba, Alberta and Saskatchewan, between the 1st July, 1896, and the 30th June, 1905, distinguishing between lands for agricultural purposes, grazing, irrigation, timber and coal; and also from the 1st July, 1905, to the 31st December, 1907. Presented 7th May, 1908.—*Mr. Lake*. . . . .*Not printed.*
91. Return to an order of the House of Commons, dated 22nd January, 1908, showing the names and number of establishments being operated under the law and regulations of the "Meat and Food Inspection Act"; when they were individually put under the operation of the Act; and the names and number of inspectors for each establishment. presented 30th January, 1908.—*Mr. Hughes (Victoria and Haliburton)*. . . . .*Not printed.*
92. Return to an order of the House of Commons, dated 15th January, 1908, for a copy of all papers, correspondence, tenders and contracts, in connection with building piers at Port Maitland, Ontario. Presented 30th January, 1908.—*Mr. Lalor*. . . . .*Not printed.*
- 92a. Return to an order of the House of Commons, dated 3rd February, 1908, for a copy of all correspondence, contracts, telegrams, reports, plans and specifications, together with all other information not already brought down, in possession of the Government, relating to the construction of piers or docks already constructed or under construction at the following places: Bayfield, Huron county, Ontario; Grand Bend, county of Huron, Ontario; St. Joseph, county of Huron, Ontario; together with a statement of all moneys expended, and to whom paid, and the date of payment, and nature of the work done or material used. Presented 7th May, 1908.—*Mr. Armstrong*. . . . .*Not printed.*
- 92b. Supplementary return to No. 92a. Presented 11th May, 1908. . . . .*Not printed.*
93. Return to an order of the House of Commons, dated 13th January, 1908, showing the total amount of bounties paid by the Government since 1896, and the amount for each year on each article. Presented 30th January, 1908.—*Mr. Clements*.  
*Printed for sessional papers.*
94. Return to an address of the Senate, dated 19th February, 1907, for a statement showing the names, christian names, age, and country of origin of all the persons who, coming from the British Isles, from English colonies or from foreign lands, as strangers to Canada, have been placed, whether by order in council, by decision of the Militia Council, or otherwise, in any branch whatsoever of the military service of Canada, in the permanent force or in the volunteer force, together with the date of each of these appointments, the nature of the employment, the rank of the holder (before and after his appointment), and the yearly amount which he receives for his services. Presented 22nd January, 1908.—*Hon. Mr. Landry*. . . . .*Printed for sessional papers.*
95. Return of reductions and remissions made under Revised Statutes of Canada, chapter 81, section 88, ss. 2. Presented (Senate) 22nd January, 1908, by Hon. Mr. Scott.*Not printed.*



CONTENTS OF VOLUME 18—*Continued.*

- 96.** Return to an address of the House of Commons, dated 17th December, 1906, for a copy of all orders in council, advertisements for tenders, tenders, specifications of every kind, plans, drawings, reports, letters, telegrams, correspondence, contracts, agreements and other documents and papers of every kind, touching or relating to any works at or near St. Andrews Rapids, in the province of Manitoba, and especially such documents as aforesaid in connection with any tender or contract by or on behalf of Charles Whitehead, or Kelly Brothers, or any subsequent tenderers or contractors. Presented 29th January, 1908.—*Mr. Borden (Carleton)* . . . . . *Not printed.*
- 97.** Return to an order of the House of Commons, dated 13th January, 1908, for a copy of all papers, correspondence, and evidence, in respect of the trial for criminal conspiracy against certain persons in the Yukon in connection with the Dominion elections of 1904. Presented 3rd February, 1908.—*Mr. Foster* . . . . . *Not printed.*
- 98.** Return to an order of the House of Commons, dated 13th January, 1908, for a copy of all correspondence between Major E. S. Wigle, of Windsor, Honourable R. F. Sutherland, A. H. Clarke, and the Minister of Inland Revenue, respecting the extension of the franchise of the Windsor, Detroit and Belle Isle Ferry Company. Presented 3rd February, 1908.—*Mr. Clements* . . . . . *Not printed.*
- 99.** Return to an order of the House of Commons, dated 29th January, 1908, for a copy of all correspondence, telegrams, or reports, respecting the refusal of the lieutenant governor of British Columbia to give his assent to a bill passed by the legislature of that province in 1907, respecting immigration and commonly referred to as the Natal Act. Presented 3rd February, 1908.—*Mr. Smith (Nanaimo)* . . . . . *Printed for sessional papers.*
- 100.** Return to an address of the House of Commons, dated 11th December, 1907, for a copy of all papers and correspondence between the government of Canada and any of its ministers with reference to the establishment of a fast line of steamship communication between Great Britain, Australia, New Zealand and Canadian ports. Presented 3rd February, 1908.—*Mr. Foster* . . . . . *Not printed.*
- 101.** Return to an order of the House of Commons, dated 11th December, 1907, for a copy of all correspondence, enclosed clippings, agreements, statements, &c., between the government or any member thereof, and especially the Minister of Marine and Fisheries, the Minister of Railways, the Minister of Agriculture, the Minister of Militia, and Sir Wilfrid Laurier, and one F. E. Williams, of St. John, New Brunswick; one W. H. Trueman, of St. John, and any other person or persons whatsoever in relation to the establishment of a bait freezer and cold storage established in St. John, New Brunswick. Presented 5th February, 1908.—*Mr. Foster* . . . . . *Not printed.*
- 102.** Return to an order of the House of Commons, dated 11th December, 1907, showing the expenditure by the Dominion Government on (a) wharfs; (b) harbours and river improvements; (c) dredging; (d) public buildings; for each year since 1896, in the counties of Digby, Yarmouth, Shelburne, Queen's, Lunenburg and Pictou, Nova Scotia, specifying the works by name, with amounts expended thereon. Presented 6th February, 1908.—*Mr. Foster* . . . . . *Not printed.*
- 103.** Return to an order of the House of Commons, dated 20th January, 1908, for a copy of letters, telegrams, and reports, regarding complaints made by John Franklin and Stapleton Brothers, with respect to Indian Agent Yeomans. Presented 6th February, 1908.—*Mr. Foster* . . . . . *Not printed.*
- 104.** Return to an order of the House of Commons, dated 20th January, 1908, showing the amount paid each year for provisions for the Royal Military College, for the Halifax Garrison, and the Permanent Military School in Quebec, the average number of men provisioned each year of the above institutions, and cost per man per day. Presented 10th February, 1908.—*Mr. Foster* . . . . . *Not printed.*



---



---

 CONTENTS OF VOLUME 18—*Continued.*

- 105.** Return to an order of the House of Commons, dated 11th December, 1907, showing the number of fishing licenses issued by the Government for any of the lakes in the province of Saskatchewan, to whom issued, and on what lakes. Presented 10th February, 1908.—*Mr. Chisholm (East Huron)*. . . . . *Not printed.*
- 106.** Return to an order of the House of Commons, dated 15th January, 1908, showing what lands have been sold, leased, given as homesteads, transferred or set apart in any way by the Government to each: individuals, companies, syndicates, or other organizations in the Peace River Valley, or along or near tributaries thereof, in the Northwest of Canada; when each area was allotted; the terms between the Government and the various parties or organizations concerned; what prices per acre were realized from these transactions; with whom the Government conducted negotiations in each case; the regulations governing the securing of land in the Peace River Valley; and how far it is from Edmonton to Dunvegan. Presented 11th February, 1908.—*Mr. Hughes (Victoria and Haliburton)*. . . . . *Not printed.*
- 107.** Return to an address of the House of Commons, dated 22nd January, 1908, for a copy of all orders in council, reports, memoranda, correspondence, documents, plans, tenders and advertisements of every kind, nature and description, relating to the proposed acquisition under lease of certain car work shops with railway sidings at Moncton, New Brunswick. Presented 12th February, 1908.—*Mr. Barker*. . . . . *Not printed.*
- 108.** Return to an order of the House of Commons, dated 16th December, 1907, showing all coal lands leased, sold or otherwise disposed of from the 1st of March, 1907, to date, giving the area disposed of, the party to whom, the consideration therefor, the assignments made, if any, the date thereof, and the name of the assignee in each case. Presented 13th February, 1908.—*Mr. Ames*. . . . . *Not printed.*
- 108a.** Return to an order of the House of Commons, dated 26th February, 1908, showing, in respect of each of the undermentioned blocks disposed of as coal lands by the Government, viz.: Section 13, of township 9, range 4, west of the 5th m.; section 16, township 10, range 3, west of the 5th m.; section 15, township 11, range 4, west of the 5th m.; section 20, township 12, range 4, west of the 5th m.; section 5, township 13, range 4, west of the 5th m.; section 21, township 19, range 7, west of the 5th m.; when and by whom the first application was made for right to acquire; when and to whom the original grant of mining rights was made; what transfers of rights have been recorded, the date of transfer, and date of registration of same; who the present owner or occupant is, as known to the department; and the name and address of each company or person above referred to. Presented 16th March, 1908.—*Mr. Ames*. . . . . *Not printed.*
- 108b.** Return to an address of the House of Commons, dated 2nd March, 1908, for a copy of (a) an order in council of the 19th May, 1902, and the regulations therein referred to and approved for the disposal of coal lands, the property of the Dominion Government, in Manitoba, the Northwest Territories and British Columbia. (b) A copy of all orders in council altering, amending or cancelling any such regulations for the aforesaid purposes, and the said amended or other regulations. (c) A copy of all orders in council approving, amending or cancelling regulations as regards the Yukon for the purposes aforesaid, and the said regulations and amended regulations. Presented 24th March, 1908.—*Mr. Barker*. . . . . *Not printed.*
- 108c.** Return to an order of the House of Commons, dated 26th February, 1908, showing, in respect of each of the undermentioned blocks disposed of as coal lands by the Government, viz.: sections 2, 4, 9, 15, 17, and 23, of township 7, range 3, west of the 5th m., when and by whom the first application was made for right to acquire; when and to whom the original grant of mining rights was made; what transfers of rights have been recorded, when such transfers were dated, and when registered with the department; who the present owner or occupant is, as known to the department; and the name and address of each company or person above referred to. Presented 24th March, 1908.—*Mr. Ames*. . . . . *Not printed.*

### CONTENTS OF VOLUME 18—*Continued.*

- 108d.** Return to an order of the House of Commons, dated 26th February, 1908, for a copy of all inquiries, applications, leases, contracts, agreements, assignments, correspondence and papers of every description, in connection with or referring to the granting of coal mining privileges in section 11, township 8, range 4, west of the 5th meridian. Presented 27th March, 1908.—*Mr. Ames*... ..*Not printed.*
- 108e.** Return to an order of the House of Commons, dated 16th March, 1908, showing:  
 1. What leases for coal lands in the Northwest Territories were granted by the Government in the years 1903 and 1904. 2. To whom, and on what dates the same were granted, and the amounts paid therefor. 3. Whether the person to whom the lease was granted was the original applicant. 4. Whether any assignment of such leases has been made, when, and to whom. 5. Who the present holders are of said leases. Presented 1st April, 1908.—*Mr. Boyce*... ..*Not printed.*
- 108f.** Supplementary return to 108e. Presented 6th April, 1908... ..*Not printed.*
- 108g.** Return to an order of the House of Commons, dated 16th December, 1907, for a copy of all applications, reports, correspondence, leases, contracts, deeds, sale and documents of every description in connection with the purchase of coal mining lands either on their own behalf or on behalf of clients, by the firm of Hough, Campbell & Ferguson, or by any individual member of said firm, together with a copy of the regulations governing the sale of such rights at the time of purchase. Presented 30th April, 1908.—*Mr. Herron*... ..*Not printed.*
- 108h.** Return to an order of the House of Commons, dated 19th February, 1908, setting forth in respect of the following coal lands: 1. The name and address of the first applicant and the date thereof. 2. The names and addresses of all subsequent applications, with date thereof, in the order of application. 3. The name and address of the party to whom the mining rights were granted, with date of sale or lease by the Government. 4. Price paid per acre, sale or lease. 5. Date and amount of first payment on account of purchase price. 6. Dates and amounts of each subsequent payment on account of purchase price. 7. Total amount paid as purchase price and balance, if any, still unpaid. 8. How long reservation was made by the department in favour of the grantee or his assigns. 9. The name and address of all parties to whom assignments were made, with date of each assignment, and date of its registration with the department. 10. The name and address of present owner of said mining rights. 11. A copy of all correspondence in reference to the same: Township 7, range 3, west of 5th m.; sections 1, 2, 3, 4, 5, 6, less the s.e.  $\frac{1}{4}$ ; section 7, less e.  $\frac{1}{2}$ ; section 8; section 9; section 10, less s.w.  $\frac{1}{4}$ ; section 11, less s.e.  $\frac{1}{4}$ ; section 14, less e.  $\frac{1}{2}$ ; section 15; section 16, less n.e.  $\frac{1}{4}$ ; section 17; section 20, less e.  $\frac{1}{2}$  of n.e.  $\frac{1}{4}$ ; section 21, less s.  $\frac{1}{2}$  and n.w.  $\frac{1}{4}$ ; section 22; section 28; section 27, less e.  $\frac{1}{2}$ ; section 32, less e.  $\frac{1}{2}$ ; section 33; section 34, less e.  $\frac{1}{2}$ . Township 7, range 2, west of 5th m.; section 18, 20 and 21 Township 6, range 3, west of 5th m.; sections 27 and 28; section 32, less w.  $\frac{1}{2}$ ; sections 33 and 34. Presented 22nd April, 1908.—*Mr. Ames*... ..*Not printed.*
- 109.** Return to an order of the House of Commons, dated 22nd January, 1908, showing on what dates since June 30th, 1906, advances were made on account of travelling expenses to Honourable L. P. Brodeur, to Mr. Wiallard, his private secretary, and to Napoléon Potvin, his messenger, respectively, for what amounts, and to what accounts they were severally charged; also what refunds, if any, have been made on any of these several advances, and on what dates. Presented 14th February, 1908.—*Mr. Foster*..*Not printed.*
- 109a.** Return showing all advances to Ministers of the Crown and their private secretaries, on account of travelling or other expenses in connection with the Imperial Conference of 1907, the date of such advances, and the appropriation against which it was charged. Presented 2nd March, 1908.—*Mr. Foster*... ..*Not printed.*

---



---

 CONTENTS OF VOLUME 18—*Continued.*

- 109b.** Return (as far as the Department of Inland Revenue is concerned), to an order of the House of Commons, dated 22nd January, 1908, showing the advances made each year since July 1, 1904, to December 31, 1907, on account of travelling expenses to Honourable L. P. Brodeur and his private secretary and messengers, the date and amount of each advance, and the appropriation to which it was charged, the dates at which each advance was finally accounted for, and the dates on which any repayments were made to the treasury, and the amount of such repayments, and all correspondence with the Auditor General's Department in connection therewith. Presented 2nd March, 1908.—*Mr. Foster*. . . . .*Not printed.*
- 110.** Return to an order of the House of Commons, dated 8th January, 1908, showing the total quantity of freight carried on the winter steamers between Prince Edward Island and the mainland during the past two seasons, 1905-6 and 1906-7; the amount of freight that was delayed in transit for those two seasons; the freight rate on the different classes of goods carried; the amount received for freight during those two seasons; the amount received for passengers and the number carried; the number of days the steamers failed to cross in each of those years; and the amount of damages paid to shippers for delay of goods in transit. Presented 14th February, 1908.—*Mr. Martin (Queen's)*. . . . .*Not printed.*
- 110a.** Return to an order of the House of Commons, dated 20th January, 1908, for a copy of all correspondence, telegrams, &c., in the possession of the Government or any member or official thereof, respecting the withdrawal of the winter steamers from Charlottetown on or about the 8th January, instant, and their replacement some days later. Presented 14th February, 1908.—*Mr. Martin (Queen's)* . . . . .*Not printed.*
- 111.** Return to an order of the House of Commons, dated 3rd February, 1908, for a copy of all correspondence, reports and papers, respecting the salary, expenses, duties and annual period of employment of W. Maxwell Smith, Dominion fruit inspector in British Columbia; also full details of his expenses during the years 1906 and 1907, respectively. 1908.—*Mr. Jackson (Elgin)*. . . . .*Printed for sessional papers.*
- 112.** Return to an order of the House of Commons, dated 13th January, 1908, for a copy of pedigree cattle, if any, did the Central Experimental Farm, Ottawa, sell during the years 1906 and 1907; and how many in each year, giving the different breeds, the name of purchaser, his place of residence, price paid, and breed. Presented 14th February, 1908.—*Mr. Jackson (Elgin)*. . . . .*Printed for sessional papers.*
- 113.** Return to an order of the House of Commons, dated 13th January, 1908, for a copy of all papers, accounts and correspondence, in connection with the seizure of the M. J. Wilson Cordage Company, of the city of Chatham, Ontario, by the Dominion Government, in the year 1904. Presented 17th February, 1908.—*Mr. Clements*. . .*Not printed.*
- 114.** Return to an order of the Senate, dated 31st January, 1908, showing the appointments made to the Senate from confederation, with date of appointment and date when the appointees ceased to be senators. Presented 11th February, 1908.—*Hon. Mr. Wilson*.  
*Printed for distribution.*
- 115.** Return to an address of the Senate, dated 29th January, 1908, showing the number of persons killed and of those otherwise injured, separately, at railway crossings during the last three years, giving the number in each year separately; giving also for each year the number of persons thus killed or otherwise injured in thickly populated places separately from those killed or otherwise injured in the rural districts, showing also the number of such accidents at protected crossings separately from unprotected crossings. Presented 11th February, 1908.—*Hon. Mr. Béique*. . . . .*Not printed.*
- 116.** Return to an order of the House of Commons, dated 11th December, 1907, for a copy of all communications, reports, correspondence, or other papers, between the Depart-



---

**CONTENTS OF VOLUME 18—Continued.**

- ment of the Interior and any of its officials, and A. Samovici, H. Bolocan, and any other person or persons in regard to the n.w.  $\frac{1}{4}$  section 20, township 22, range 13, west 2nd m., including applications for cancellation, protections, homesteads, inspectors' reports, &c. Presented 18th February, 1908.—*Mr. Lake*. . . . . *Not printed.*
- 117.** Return to an order of the House of Commons, dated 11th December, 1907, for a copy of all correspondence between the Departments of the Marine and Fisheries and Justice of Canada and the Attorney General of Nova Scotia, or any official acting under his authority, in connection with the suit in the Supreme Court of Nova Scotia of the King by Dr. Tait, of Cheticamp, in the county of Inverness, Nova Scotia, versus William Ancoin. Presented 18th February, 1908.—*Mr. McLennan*. . . . . *Not printed.*
- 118.** Return to an order of the House of Commons, dated 18th December, 1907, for a copy of all contracts for food for men at the volunteer camps throughout Canada for the season of 1907; also for the regular troops at Halifax, Quebec and other places. Presented 18th February, 1908.—*Mr. Smith (Wentworth)*. . . . . *Not printed.*
- 119.** Return to an order of the House of Commons, dated 3rd February, 1908, for a copy of all correspondence between the Railway Commission and the Department of Railways and Canals, or the Intercolonial Railway, and between the Railway Commission and the Canadian Pacific Railway, and the Grand Trunk Railway, and between the Railway Commission and the Fredericton Board of Trade, in reference to the alleged discrimination against the city of Fredericton in the matter of freight rates; and also for a copy of all other papers and documents on file with the Railway Commission in relation thereto. Presented 19th February, 1908.—*Mr. Crocket*. . . . . *Not printed.*
- 120.** Return to an order of the House of Commons, dated 16th December, 1907, for a copy of all offers, reports, valuations, plans, deeds of purchase, correspondence and other papers of every description in connection with the purchase of site for the new Montreal examining warehouse, together with a statement of all expenditure and all indebtedness incurred to date in this connection. Presented 19th February, 1908.—*Mr. Ames*.  
*Not printed.*
- 121.** Return to an order of the Senate, dated the 30th January, 1908, showing: 1. Title of each Bill by years sent by the Senate to the House of Commons, from 1867 to 1907, inclusive, that was (a) amended by the House of Commons, or (b) rejected. 2. Title of each Bill by years sent up by the House of Commons to the Senate, from 1867 to 1907, inclusive, that was (a) amended by the Senate, or (b) rejected. 3. The total number of Bills for each year as above to be tabulated in four periods, (a) 1867 to 1873, inclusive; (b) 1874 to 1878, inclusive; (c) 1879 to 1896, first session, inclusive; (d) 1896 to 1907, inclusive. Presented 19th February, 1908.—*Hon. Mr. Ross (Middlesex)*. . . . . *Not printed.*
- 122.** Report of the commissioners appointed to inquire into a dispute between the Bell Telephone Company of Canada (Limited) and the operators of the said company at Toronto, with respect to wages and hours of employment, etc. Also copy of evidence taken under Royal Commission in the dispute between the Bell Telephone Company of Canada and its operators, in February, 1907. Presented 24th February, and 11th March, 1908, by Hon. R. Lemieux. . . . . *Not printed.*
- 123.** Return to an order of the House of Commons, dated 17th February, 1908, for a copy of the contract and all correspondence relating to a payment of \$3,900 to the Midland Towing and Wrecking Company, as set out at page P-32 of the Auditor General's Report for 1906-7, and of the advertisement calling for tenders. Presented 10th March, 1908.—*Mr. Bennett*. . . . . *Not printed.*
- 124.** Return to an order of the House of Commons, dated 18th December, 1907, showing what sums have been expended or voted for the dredging of the Rivière à la Graisse, at Rigaud; to whom the contracts were given; and what sums have been voted or paid out for dredging Dorion Bay, Vaudreuil station. Presented 24th February, 1908.—*Mr. Bergeron*. . . . . *Not printed.*

---



---

**CONTENTS OF VOLUME 18—Continued.**

- 124a.** Return to an order of the House of Commons, dated 18th December, 1907, showing what sums have been voted or expended for the dredging of the river bottom between Charlemagne and Terrebonne; since when the dredging has been going on there; what sums have been voted or expended for wharfs at Terrebonne and at St. François de Sales; and who obtained the contracts. Presented 24th February, 1908.—*Mr. Bergeron.*  
*Not printed.*
- 124b.** Return to an order of the House of Commons, dated 11th December, 1907, showing:  
 1. What harbours or rivers in the province of Ontario were tenders invited for dredging work by the Department of Public Works during the present year. 2. The names of the successful tenderers at each of the said places for which dredging tenders were invited in Ontario in 1907, and the prices asked by each party respectively. 3. Amounts of the tenders respectively of the different persons tendering at each of the foregoing points. 4. Also at what points new tenders were invited, and when the first tenders were accepted. Presented 9th June, 1908.—*Mr. Bennett.* . . . . .*Not printed.*
- 124c.** Return to an order of the House of Commons, dated 6th of April, 1908, for a copy of all the correspondence exchanged between the Government and Messrs. T. B. Mongenais, Hugh McMillan and others, relating to dredging work done in the River Rigaud, formerly the River Graisse, up to the year 1890. A copy of the reports and correspondence relating to the construction or purchase of the Graham wharf. A copy of the report and correspondence relating to the dredging done at Como up to 1900. A copy of the reports and correspondence relating to the dredging done at Vaudreuil Village, and also those relating to the construction and repair of the wharf situated in that village since 1867. And also a copy of the report and correspondence relating to the deepening of the River St. Louis at Beauharnois. Presented 30th June, 1908.—*Mr. Boyer.* . . . . .*Not printed.*
- 125.** Return to an order of the House of Commons, dated 3rd February, 1908, for a copy of all correspondence, telegrams, engineer's reports, &c., in the hands of the Government or any member or official thereof, respecting proposed repairs to the wharf at Little Sands, in Prince Edward Island. Presented 25th February, 1908.—*Mr. Martin (Queen's).*  
*Not printed.*
- 126.** Return to an order of the House of Commons, dated 12th February, 1908, for a copy of the report made by John Fraser, of the Auditor General's Department, on the 7th January, 1898, of a special examination held by him of the financial affairs of the Montreal Turnpike Trust. Presented 10th March, 1908.—*Mr. Monk.* . . . .*Not printed.*
- 126a.** Return to an order of the House of Commons, dated 22nd January, 1908, showing:  
 1. The present indebtedness to the Dominion Government of the Montreal Turnpike Trust (a) on capital account, (b) for arrears of interest. 2. The amounts collected at each toll gate belonging to the said Turnpike Trust during the three years ending 31st December, 1905, 1906, 1907, respectively. 3. The names of all parties who have commuted their tolls during each of the above-mentioned years, 1905, 1906, 1907, and the amount of the commutation money paid to the Trust in each case. 4. The amounts expended on each section or road division, under the control of the said Trust, during each of the said years, ending 31st December, 1905, 1906, and 1907, respectively, and the contracts given out during each of the said years, with the name of the contractor and the date and amount involved in each case; and a statement in each case also as to whether the contract was awarded after tender called through the newspapers. 5. The amount paid out during each of the said three years, 1905, 1906, 1907, at each toll gate for salaries of day and night guardians, and any other expenditure at each of the toll gates maintained. 6. The names of all parties holding passes for free use of the roads under control of said Trust, during each of the said three years above referred to, 1905, 1906, 1907, with a statement in each case of the reason why the pass was so granted. 7. The expense of the said Trust during each of the said years, for rent, salaries of the

---



---

 CONTENTS OF VOLUME 18—*Continued.*

- office, inside or outside service, giving name and remuneration of each official. 8. The actual present indebtedness in detail of the said Trust outside of its bonds due to the Government of Canada. 9. The amounts collected, by said Trust, year by year, since the 1st February, 1905, from municipalities under special agreements made as to their share pro rata of the bonded indebtedness of the Turnpike Trust. 10. The names of all those members of the Trust appointed or elected to represent the bondholders since the 1st July, 1896, with the date of the election in each case. 11. The amounts paid by the Trust to any of its members or officials during each of the said three years, 1905, 1906, 1907, whether as travelling or personal expenses, or indemnity for attendance or for any other reason whatever. 12. The name of the auditor of the Trust, and the date of the audit made of the company's affairs, in each of the said three years, 1905, 1906, 1907, respectively. 13. A copy of the agreements between the Trust and any municipalities on the Island of Montreal, by which the Trust ceded to said municipalities any portion of its roads, said copy to be certified by the president and secretary of said Trust. Presented 20th March, 1908.—*Mr. Monk*... ..*Not printed.*
- 127.** Return to an address of the Senate, dated 24th January, 1908, for a copy of the different tariffs in force upon the Intercolonial Railway, in 1896-7 and 1906-7, between Quebec and St. Flavie, and all intermediate stations between those two points, for the carriage of passengers or of goods, under the operation of the winter-tariff and under that of the summer-tariff. Presented 24th February, 1908.—*Hon. Mr. Landry*... ..*Not printed.*
- 128.** Statement of the affairs of the British Canadian Loan and Investment Company, Limited, for the year ended the 31st of December, 1907. Presented 25th February, 1908, by the Hon. The Speaker... ..*Not printed.*
- 129.** Return to an order of the House of Commons, dated 19th February, 1908, showing how much money has been paid since 1896 to the Eclipse Manufacturing Company of Ottawa; how much each year; and the general character of the supplies furnished. Presented 27th February, 1908.—*Mr. Blain*... ..*Not printed.*
- 130.** Return to an order of the House of Commons, dated 10th February, 1908, for a copy of all correspondence between Mr. A. E. Dymont, M.P., and the Department of Marine and Fisheries as to granting of pound net licenses in 1905 to Messrs. Low & Roque, of Killarney, as also to any other persons; also a list of persons to whom pound net licenses were granted in that year. Presented 27th February, 1908.—*Mr. Bennett*... ..*Not printed.*
- 131.** Return to an order of the House of Commons, dated 12th December, 1907, showing: 1. The number of disputes dealt with under the Industrial Disputes Investigation Act, 1907, to the 1st of December, 1907. 2. The dates at which the several applications for the operation of the Act have been received. 3. Names of the parties concerned in the several disputes. 4. Name of the party making application. 5. Locality of dispute. 6. Number of persons affected. 7. Nature of dispute. 8. Names of members of board of conciliation and investigation where same has been established. 9. Date on which board was established. 10. Date of sittings of board. 11. Result of the reference of the dispute under Act. Presented 27th February, 1908.—*Mr. Smith (Nanaimo)*... ..*Not printed.*
- 132.** Return to an order of the House of Commons, dated 12th February, 1908, for a copy of correspondence, plans, and other data in connection with the flooding of roads above the dam at Wilberforce, in Haliburton County, and the proposals, if any, for improving said roads and the bridge so as to prevent obstruction of traffic. Presented 27th February, 1908.—*Mr. Hughes (Victoria and Haliburton)*.....*Not printed.*
- 133.** Return to an order of the House of Commons, dated 17th February, 1908, for a copy of reports, plans, surveys, and other data, in connection with the proposal to construct a branch canal from Balsam Lake, on the Trent Canal, to the head of Gull River waters, in Haliburton County. Presented 27th February, 1908.—*Mr. Hughes (Victoria and Haliburton)*... ..*Not printed.*



CONTENTS OF VOLUME 18—*Continued.*

134. Return to an order of the House of Commons, dated 11th December, 1907, for a copy of all correspondence received by the Department of Agriculture in connection with the inspection of meats and the regulations in connection with the Inspection of Meats and Canned Foods Bill. Presented 27th February, 1908.—*Mr. Clements*... ..*Not printed.*
- 134*a*. Return to an order of the House of Commons, dated 9th March, 1908, for a copy of all correspondence, telegrams, reports and recommendations in possession of the Government, with respect to the inspection of packing houses, or the Meat Inspection Act, including the appointment of inspectors. Presented 25th March, 1908.—*Mr. Armstrong.*  
*Not printed.*
135. Return to an order of the Senate, dated 26th February, 1908, for a detailed statement of the expenses incurred during the past three years, in connection with the synoptical reports of the debates of the Senate, furnished by the special reporter of that House, as well as a statement of the nature and particulars of the agreement with the present reporter. Presented 27th February, 1908.—*Hon. Mr. Wilson*... ..*Not printed.*
136. Return to an address of the Senate dated 11th February, 1908, showing the amount of imports of oxide of aluminum during the years 1903, 1904, 1905, 1906 and 1907, with the values of such imports for each one of said years separately. Presented 28th February, 1908.—*Hon. Mr. Ellis*... ..*Not printed.*
- 136*a*. Return to an address of the Senate, dated the 11th February, 1908, showing the amount of aluminum exported during the years 1903, 1904, 1905, 1906 and 1907, with the values of such exports for each one of the said years separately. Presented 28th February, 1908.—*Hon. Mr. Ellis*... ..*Not printed.*
137. Regulations in virtue of the provisions of the Act 6-7 Edward VII., chapter 16, "The Electricity and Fluid Exportation Act." Presented 17th March, 1908, by Hon. W. Templeman... ..*Not printed.*
138. Return to an order of the House of Commons, dated 22nd January, 1903, for a copy of all correspondence, documents, resolutions and other papers, which have passed between the Government of Canada, or any member of the Government, and any railway company or any individual relating to the building of a railroad from any point in Manitoba, Saskatchewan, Alberta, or British Columbia, to Fort Churchill or any point on Hudson Bay. Presented 2nd March, 1908.—*Mr. Schaffner*... ..*Not printed.*
139. Copy of an order in council appointing Mr. Samuel Tovel Bastedo, agent on behalf of the Dominion Government, to confer with the provincial governments with a view to settlement of the Fisheries question. Presented 11th March, 1908.—*Hon. L. P. Brodeur.*  
*Not printed.*
140. Return to an order of the House of Commons, dated 12th February, 1908, for a copy of all correspondence, papers, writings, plans and letters between the Government and the International Waterways Commission, on one part, and the St. Lawrence Power Company and the Long Sault Development Company, of the other part, with regard to the entire damming of the St. Lawrence river, in the vicinity of Cornwall; together with a copy of all memorials, letters and resolutions of protest sent to the Government by the Board of Trade of Montreal, the Chambre de Commerce, District de Montreal, the Shipping Federation of Montreal, the Dominion Marine Association, and others. Presented 2nd March, 1908.—*Mr. Gervais*... ..*Not printed.*
- 140*a*. Supplementary return to No. 140. Presented 13th July, 1908... ..*Not printed.*
141. Return to an order of the House of Commons, dated 17th February, 1908, for a copy of advertisement calling for tenders for dredging work on Holland river, Trent Valley canal system, tenders received, schedules showing prices paid, recommendation of person for inspector, date of payments made to the contractors, and the contract with contractor. Presented 2nd March, 1908.—*Mr. Bennett*... ..*Not printed.*

CONTENTS OF VOLUME 18—*Continued.*

- 141a. Return to an order of the House of Commons, dated 13th January, 1908, showing what contracts for dredging in the St. Mary's river, Kaministiquia river, Mission river, Port Arthur harbour, Fort William harbour, and in Thunder Bay, or of any of the inlets or rivers thereof, have been let during the years 1904, 1905, 1906 and 1907, showing also: (a) the names, addresses and calling of all the tenderers in each case; (b) the amount of each tender; (c) the nature and extent of the work to be let in each case; (d) the names, addresses and calling of the successful tenderer in each case; (e) the prices at which each contract was let, (f) the nature or form of security for the due performance of the work in each case, and (g) the disposition of or change in the form of any such security after it was originally given or deposited; also, for a copy of all tenders, contracts, bonds or other securities, and of all correspondence relating or incident to all or any such tenders or contracts, including all correspondence relating to such contracts, or incident thereto, before and during the performance of the work and on file up to the date of the order for such return. Presented 17th July, 1908.—*Mr. Boyce.*  
*Not printed.*
142. Return to an address of the House of Commons, dated 18th December, 1907, for a copy of all orders in council, correspondence, contracts, papers and reports in connection with the employment of certain experts to prepare a system of accounting and book-keeping in the Department of Marine and Fisheries. Presented 2nd March, 1908.—*Mr. Foster.*  
*Not printed.*
143. Return to an order of the House of Commons, dated, 11th December 1907, for a copy of all correspondence in connection with the application, granting, operation or renewal of license and lease conveying the privileges of fishing in Cedar, Moose, Cormorant and Clearwater Lakes; also a copy of said license and lease. Presented 3rd March, 1908.—*Mr. Ames.* . . . . .*Not printed.*
144. Certain papers referring to Treaty Powers, &c. Presented 3rd March, by Hon. L. P. Brodeur. . . . .*Printed for sessional papers.*
145. Return to an order of the House of Commons dated 11th March, 1907, for a copy of all papers, affidavits and correspondence between the Government, or any official thereof, with the Prince Edward Island Railway, or any official thereof, or any other persons in reference to the leasing of the properties of Widow James Wiggins and Charles Malley, at Alberton, Prince Edward Island. Presented 3rd March, 1908.—*Mr. Lefurzey.*  
*Not printed.*
146. Return to an order of the House of Commons, dated 11th December, 1907, showing the total amount of money paid yearly from the year 1892 to 1st December, 1907, on each of the following accounts: (a) Salary of Governor General; (b) Travelling expenses of Governor General; (c) Expenditure on Rideau Hall, capital account; Expenditure on Rideau Hall, maintenance; Expenditure on Rideau Hall grounds, capital account; Expenditure on Rideau Hall grounds, maintenance; (d) Expenditure on furnishings of all kinds for Rideau Hall; (e) Expenditure on any other account in connection with the office of Governor General; (f) Expenditure on any other account in connection with Rideau Hall and grounds; (g) Total expenditure of every kind yearly since 1892 in connection with the office of Governor General; (h) Total expenditure of every kind yearly in connection with Rideau Hall grounds. Presented 5th March, 1908.—*Mr. Wilson (Lennox and Addington).* . . . . .*Not printed.*
147. Return to an address of the House of Commons, dated 15th January, 1908, for a copy of all correspondence, telegrams, orders in council, contracts and tenders, with the names, and amounts of each, in possession of the Government, or any member or official thereof, respecting the construction of a breakwater at Petit Rocher, on the south-western side of Baie des Chaleurs, as detailed on page 74 of the Report of the Minister of Public Works for the year ended 31st March, 1907. Presented 5th March, 1908.—*Mr. Taylor.* . . . . .*Not printed.*
- 147a. Supplementary Return to 147. Presented 12th June, 1908. . . . .*Not printed.*



---



---

CONTENTS OF VOLUME 18—*Continued.*

- 148.** Return to an order of the House of Commons, dated 17th February, 1908, showing the individual name and place of residence of the captain and crew of each of the Government steamers *Lansdowne, Aberdeen, Druid, Brant, Lady Laurier, Minto and Stanley*. Presented 5th March, 1908.—*Mr. Stanfield*. . . . . *Not printed.*
- 148a.** Return to an order of the Senate, dated the 5th of February, 1908, for a statement showing, in so many columns: 1. The names of the officers actually employed on board of Government vessels or of vessels hired by the Government for the season of navigation in the River St. Lawrence. 2. The amount of wages or salaries paid monthly to each of them for the period of their annual engagement. 3. The amount of wages or salaries paid monthly to those who are only employed for a part of the year. 4. The amount of wages or salaries paid monthly to those who, over and above their real service, are paid a part of their wages or salaries during the months in which the vessels are laid up for the winter. Presented 20th February, 1908.—*Hon. Mr. Landry*.  
*Not printed.*
- 149.** Return showing what changes have occurred in the House of Commons branches of the Clerk of the House and the Sergeant-at-arms' service since 1st July, 1907. Presented 5th March, 1908.—*Mr. Owen*. . . . . *Not printed.*
- 150.** Return to an order of the House of Commons, dated 10th February, 1908, showing: 1. How many Returns or Sessional Papers have been presented to Parliament in answer to motions for the same, since the 1st of January, 1906. 2. How many of these Returns were taken out of the Office of Routine and Records, and the Journal Office, by members of this House, since the above date, giving also the name of the member to whom delivered. 3. For what length of time such Returns were retained by the members who obtained them. 4. How many of these Returns had not been returned to the proper officer of the House of Commons on the 1st of January, 1908. 5. In the case of those returned, how long they were out with the members. 6. How many of these Returns are still in the possession of the members, and how long they have had them. 7. The means usually adopted by the Clerk of Routine and Records and the Clerk of Current Sessional Papers to have outstanding returns retransferred to their possession. 8. The average cost to the country of preparing these Returns by the various departments interested, during the above period. Presented 6th March, 1908.—*Mr. Johnston*.  
*Not printed.*
- 151.** Return to an order of the House of Commons, dated 16th December, 1907, showing: 1. The number of fishing licenses, the names of the parties to whom issued, and also the amounts of the revenues received from each license, on any or all of the lakes in the province of Saskatchewan. 2. For a copy of all correspondence in connection with each license so issued and in force, or about to be issued. 3. Also for a copy of the different forms used for fishing licenses in the province of Saskatchewan. Presented 9th March, 1908.—*Mr. Chisholm (East Huron)*. . . . . *Not printed.*
- 152.** Return to an order of the House of Commons, dated 20th January, 1908, for a copy of all correspondence, documents and papers, in the investigation into the case of Mr. O. S. Finnie, chief clerk in the gold commissioner's office, Dawson, Y.T. Presented 6th March, 1908.—*Mr. Thompson*. . . . . *Not printed.*
- 153.** Return to an order of the House of Commons, dated 19th February, 1908, for a copy of all correspondence between Lieut.-Colonel Mallette, of the 64th Battalion, and the Department of Militia and Defence, concerning Major Sabourin, of St. John, Quebec. Presented 6th March, 1908.—*Mr. Bergeron*. . . . . *Not printed.*
- 153a.** Return to an order of the House of Commons, dated 19th February, 1908, for a copy of all correspondence between Lieut.-Colonel Mallette, of the 64th Battalion, and the Department of Militia and Defence, for the organization of a regiment in Valleyfield, Quebec. Presented 6th March, 1908.—*Mr. Bergeron*. . . . . *Not printed.*

## CONTENTS OF VOLUME 18—*Concluded.*

154. Report of the Royal Commission on the Quebec Bridge inquiry; also the Report on the Design of the Quebec Bridge by C. C. Schneider; with Appendices. Presented 9th March, 1908, by Hon. G. P. Graham.

*Printed for both distribution and sessional papers*

## CONTENTS OF VOLUME 19.

154. (Vol. 2.) Royal Commission Quebec Bridge inquiry. Minutes of proceedings. Evidence and exhibits. . . . .*Printed for both distribution and sessional papers.*

- 154a. Return to an address of the House of Commons, dated 12th December, 1907, for a copy of all orders in council, correspondence, reports, memoranda, papers and documents, since the 1st day of January, 1900, relating to the Quebec Bridge, including all reports and orders in council, relating to the plans and specifications for the works of the undertaking, or to any approval thereof by the Governor in Council, or by the Department of Railways and Canals. Presented 26th May, 1908.—*Mr. Borden (Carleton).*

*See No. 154.*

- 154b. Return to an address of the Senate, dated 29th January, 1908, for a statement showing: 1. If the Quebec Bridge and Railway Company has fulfilled the obligation which was imposed upon it by clause 4 of the agreement made, between it and the Government, on the 19th day of October, 1908, which clause reads as follows: "4. The company will procure subscriptions for additional stock to the amount of \$200,000, such new stock to be issued at a price not below par and to be immediately paid up in full, the proceeds to be applied in the first place to the payment of the discount at which the bonds of the company were issued as aforesaid, to wit the sum of \$188,721." (Being exactly the difference between the sum of \$472,000, the amount of bonds issued, and the sum of \$283,279, for which these same bonds were accepted.) 2. When did the company so furnish subscriptions for additional work to the amount of \$200,000. 3. Who are the persons or the companies who divided among them this additional stock to the round sum of \$200,000. 4. On what date and for what amount did each of these persons or each of these companies become owner of the aforesaid stock. 5. On what date did each of the aforesaid persons or companies pay into the hands of the company the price (in part or in whole) of the stock so subscribed. 6. And if this amount of \$200,000 was paid in full and in what manner, distinguishing the amount paid in cash from the amount paid in promissory notes or in any other ways. Presented 2nd June, 1908.—*Hon. Mr. Landry.* . . . . .*See No. 154.*

- 154c. Return to an address of the Senate, dated the 29th January, 1908, showing: 1. The amount of money really paid by each of the present directors of the Quebec Bridge and Railway Company into the capital stock of the said company. 2. The date each of these directors made each of his payments. 3. Among these payments or instalments the proportion or amount that has been paid by means of promissory notes or of unaccepted cheques. 4. By whom individually, and for what amount each one. 5. The amount of money each of its directors has received from the Quebec Bridge Company and from the Quebec Bridge and Railway Company up to this date, directly or indirectly, personally or otherwise. 6. The nature of the services rendered for which each of these amounts was paid. 7. The amount the present secretary has received out of the funds of the company since he has been in the service thereof. 8. The resolution that subsequently to the collapse of the Quebec Bridge, within a few days immediately following the disaster, the bridge company has voted giving a bonus of \$3,000 to its president. 9. The name of the funds, out of which the amount of this bonus was raised. 10. The resolution, if any, the company, on the same occasions, voted to aid the families of the victims of that disaster. Presented 18th February, 1908.—*Hon. Mr. Landry.*

*Not printed.*

155. Return to an order of the House of Commons, dated 10th February, 1908, showing what land has been withdrawn for settlement, or set apart, or sold, for colonization pur-

CONTENTS OF VOLUME 19—*Continued.*

- poses, since 1896; the location and amount in each case, specifying townships, sections, half or quarter-section; to whom it has been sold, or alienated, and on what terms of settlement; the price per acre, on terms of payment, and the nationality of the settlers in each colony; when the land was sold, alienated, reserved, or set apart, for such purpose, in each case; and how many of these companies have complied with their contracts, and to what extent. Presented 9th March, 1908.—*Mr. Sproule... Not printed.*
- 155a. Return to an order of the House of Commons, dated 26th February, 1908, showing what lands, if any, have been reserved for grazing purposes or for acquisition by means of irrigation within the tract described as follows: Townships 12 to 19, inclusive, in ranges 15 to 21, west of the 4th meridian; and when such lands were so reserved, and for how long it is the purpose of the Government to continue such reservation. Presented 16th March, 1908.—*Mr. Lerner... Not printed.*
- 155b. Return to an order of the House of Commons, dated 11th March, 1908, for a copy of all correspondence, telegrams, reports, applications, surveyors' plans and maps, in reference to the homestead entries for the southwest quarter of section 27, township 1s, range 10, east, in the province of Manitoba. Presented 27th March, 1908.—*Mr. Staples. Not printed.*
- 155c. Return to an order of the House of Commons, dated 29th January, 1908, for a copy of all correspondence, applications, recommendations for patent, and all papers in any way relating to the disposal of or granting of privileges in connection with the s.e.  $\frac{1}{4}$  of section 2, township 8, range 2, west of the 5th meridian. Presented 3rd April, 1908.—*Mr. Herron... Not printed.*
- 155d. Return to an order of the House of Commons, dated 23rd March, 1908, for a copy of all correspondence, applications and all other papers and documents relating in any way to any and all applications for or in connection with or relating to the southeast quarter of section 14, township 12, range 6, west 4th meridian. Presented 6th April, 1908.—*Mr. Herron... Not printed.*
156. Return to an order of the House of Commons, dated 2nd March, 1908, showing who made the seizures under the Inland Revenue Department in the fiscal years 1906 and 1907, in Cornwall, London, Ottawa, St. Catharines, Toronto, Joliette and Montreal, and what the seizures consisted of; the name of the party or parties from whom the material was seized; the amount realized by the sale of such seized material; and how this seized material was disposed of. Presented 9th March, 1908.—*Mr. Barr. Not printed.*
- 156a. Return to an order of the House of Commons, dated 26th February, 1908, showing the number of seizures under the Inland Revenue Department in the years 1906 and 1907, the name of the party or parties making the seizure; the description and quantity of material seized; the name of the parties from whom the material was seized; how the seized material was disposed of, whether by public auction or by private sale, and what the amount realized thereon was. Presented 9th March, 1908.—*Mr. Barr... Not printed.*
- 156b. Return to an order of the House of Commons, dated 9th March, 1908, showing the number of seizures made by the Customs Department for the fiscal years 1905, 1906 and 1907; the reason for each seizure; the disposition of each case; the amount received by the Government, and by the party seizing or giving information in each case; and the names of the ports at which such seizures took place. Presented 23rd April, 1908.—*Mr. Cockshutt... Not printed.*
- 156c. Return to an order of the House of Commons, dated 4th May, 1908, showing the names of all officers employed in the Customs Department at the ports of Niagara Falls, Port Erie, Sarnia and Windsor; the rank and duties of their respective appointments, their salaries at the time of appointment, present rank, and increase of salary to any of these officers since date of their appointment. Presented 4th May, 1908.—*Hon. W. Paterson... Not printed.*

CONTENTS OF VOLUME 19—*Continued.*

157. Return to an order of the House of Commons, dated 8th January, 1908, for copies of all documents, petitions, memoranda and correspondence received by the Government since 1904, to this day, regarding the amendments to be made to the Inland Revenue Act for the purpose of encouraging and protecting still more the Canadian tobacco industry. Presented 9th March, 1908.—*Mr. Dubeau*... ..*Not printed*
- 157a. Return to an order of the House of Commons, dated 12th February, 1908, for a copy of all correspondence between the collector of customs at Charlottetown, Prince Edward Island, and the Minister of Customs, or the Commissioner of Customs, including declarations or statements in writing made by Messrs. Donald Nicholson and Evelyn B. Harnett, of the Hickey & Nicholson Tobacco Company, Limited, respecting alleged infraction of the provisions of the Inland Revenue Act, and of the regulations in respect of tobacco and cigars and tobacco and cigar manufactories, by Messrs. T. B. and D. J. Riley, of Charlottetown, or one of them. Also a copy of the reports of William Caven and other officials and collectors of Inland Revenue; and of all correspondence, letters and telegrams between the said T. B. and D. J. Riley, or either of them, and the Government, or any department, or officer thereof; and of all correspondence between the officers of Inland Revenue in Charlottetown and the Government or any department or official thereof, respecting said alleged infraction of said Act or regulations; and all other correspondence, statements and information in possession of the Government relating to the matter aforesaid; together with a statement of the moneys paid voluntarily or otherwise in settlement or otherwise of penalties for such infraction of the law, to whom paid, and the date of payment. Presented 16th March, 1908.—*Mr. McLean (Queen's)*... ..*Not printed.*
158. Papers relating to Trade Conference at Barbados. Presented 10th March, 1908, by Hon. W. S. Fielding.... ..*Not printed.*
159. Return to an order of the House of Commons, dated 29th January, 1908, for a copy of all applications, tenders, correspondence, telegrams, or written communications of any kind, in connection with the sale of certain lands in the Ocean Man, Pheasant Rump, and Chasastapsin Indian Reserves, on the 15th November, 1901; together with a copy of advertisements of sales, the names of the newspapers in which they were inserted, and the dates of insertion. Presented 12th March, 1908.—*Mr. Lake*... ..*Not printed.*
160. Return to an order of the House of Commons, dated 22nd January, 1908, showing how many fire extinguishers were purchased by the Government for the different departments of the public service since the 30th June, 1906, to January 1st, 1908; from whom they were purchased, and at what price; and the total amount paid for the same. Presented 12th March, 1908.—*Mr. Taylor*... ..*Not printed.*
- 160a. Supplementary Return to an order of the House of Commons, dated 22nd January, 1908, (as far as the Department of Marine and Fisheries is concerned), showing how many fire extinguishers were purchased by the Government for the different departments of the public service since the 30th of June, 1906, to 1st January, 1908; from whom they were purchased, and at what price; and the total amount paid for the same. Presented 26th March, 1908.—*Mr. Taylor*... ..*Not printed.*
161. Return to an order of the House of Commons, dated 22nd January, 1908, for a copy of all letters, correspondence, plans, surveys, estimates, &c., in connection with the proposal to open a waterway in St. Anicet and Ste. Barbe, in the county of Huntingdon, from Lake St. Francis to St. Louis River. Presented 12th March, 1908.—*Mr. Walsh (Huntingdon)*... ..*Not printed.*
162. Return to an order of the House of Commons, dated 12th March, 1908, for copies of all correspondence between the Auditor General and the Department of Marine and Fisheries, concerning the travelling expenses of Commander Spain in 1905-6. Presented 12th March, 1908.—*Hon. L. P. Brodeur*... ..*Not printed.*



---



---

**CONTENTS OF VOLUME 19—Continued.**

- 163.** Return to an order of the House of Commons, dated 12th February, 1908, showing:  
 1. The total revenue of Belleville, Ontario, Harbour, for the years 1903, 1904, 1905, 1906 and 1907. 2. The expenditure for the years above-mentioned in the harbour; (a) for salaries, and to whom, (b) dredging in each year; (c) for building retaining walls along the river at entrance of harbour; and (d) to whom or what persons such last-named sums were paid. 3. What money, if any, the Government has advanced to the Harbour Commissioners of Belleville for improvements, how much and when. 4. If any money has been advanced, what security the Government holds for repayment of the same. 5. The tenders received for building the retaining walls for improvement of Belleville Harbour, the tenderers, the amount of each tender, and to whom the contract was awarded. Presented 13th March, 1908.—*Mr. Porter*. . . . . *Not printed.*
- 164.** Copy of the order in council appointing Mr. Richard L. Drury, of Victoria, B.C., as a special officer of the Immigration Branch of the Department of the Interior in Japan. Presented 17th March, 1908, by Sir Wilfrid Laurier. . . . . *Not printed.*
- 165.** Return to an order of the House of Commons, dated 19th February, 1908, for a copy of all letters, telegrams, reports, documents and papers (so far as the same are not of a confidential character) in relation to the trial and conviction of one Frederick Blunden, for cattle stealing at Macleod, in the province of Alberta, in 1904. Presented 19th March, 1908.—*Mr. Ward*. . . . . *Not printed.*
- 166.** Return to an order of the Senate, dated the 17th March, 1908, for a copy of the Minutes of the meeting of the Standing Committee of the Senate on Railways, Telegraphs and Harbours, held on the 21st and 22nd of May, 1901, be laid on the table. Presented 18th March, 1908.—*Hon. Mr. Landry*. . . . . *Not printed.*
- 167.** Return to an order of the House of Commons, dated 23rd March, 1908, for a copy of the interim report of the commissioner appointed to investigate alleged irregularities at Sorel in connection with construction of piers on Lake St. Peter. Presented 23rd March, 1908.—*Hon. L. P. Brodeur*. . . . . *Not printed.*
- 168.** Return to an order of the House of Commons, dated 20th January, 1908, showing all fines imposed for violation of the Fisheries Act in Division No. 2, Nova Scotia, comprising the counties of Antigonish, Colchester, Cumberland, Guysborough, Halifax, Hants and Pictou, showing the amount of each fine, dates on which same were imposed and paid, the place of trial in each case, the offence charged, and the names of the convicting justices or fishery officers. Presented 23rd March, 1908.—*Mr. Sinclair*.  
*Not printed.*
- 169.** Return to an address of the House of Commons, dated 11th March, 1908, for a copy of all orders in council, reports, correspondence, documents, letters and papers not already brought down, relating to a grant by His Majesty of any Indian reserves in the province of British Columbia to the Grand Trunk Pacific Railway Company, or to any officer of the company, or to any person on behalf of that company. Presented 24th March, 1908.—*Mr. Borden (Carleton)*. . . . . *Printed for sessional papers.*
- 170.** Return to an order of the House of Commons, dated 20th January, 1908, showing the amount paid each year for provisions on each of the Government steamers for the last three fiscal years, the average complement of officers and men provisioned on each for each year, and the cost per man per day. Presented 24th March, 1908.—*Mr. Foster*.  
*Not printed.*
- 171.** Return to an order of the House of Commons, dated 12th February, 1908, for a copy of all petitions and correspondence relating to the establishment of a post office at Mill Settlement, West, and also at north side of Newcastle Creek, in the electoral division of Sunbury and Queen's. Presented 26th March, 1908.—*Mr. Wilmot*. . . . . *Not printed.*



---



---

### CONTENTS OF VOLUME 19—*Continued.*

- 171*a.* Return to an order of the House of Commons, dated 11th March, 1908, for a copy of all letters, petitions, correspondence and other papers in connection with the application to establish a post office at North Grove, in the county of Grenville. Presented 3rd April, 1908.—*Mr. Reid (Grenville)*. . . . .*Not printed.*
- 171*b.* Return to an order of the House of Commons, dated 29th January, 1908, for a copy of all letters, telegrams and petitions, in possession of the Government, or any member or official thereof, respecting the dismissal of Mrs. Mary Finlay as postmistress at the head of St. Peter's Bay, and the appointment of her successor. Presented 3rd April, 1908.—*Mr. Martin (Queen's)*. . . . .*Not printed.*
- 171*c.* Return to an order of the House of Commons, dated 18th December, 1907, showing the number of post offices receiving daily, tri-weekly, semi-weekly, and weekly mails, in each county of the provinces of New Brunswick and Nova Scotia, and the total postal revenue and expenditure in each of said counties. Presented 3rd April, 1908.—*Mr. Crocket*. . . . .*Not printed.*
- 171*d.* Return to an order of the House of Commons, dated 16th March, 1908, for a copy of all correspondence, telegrams, petitions, &c., in possession of the Government or any member or official thereof, respecting the dismissal of Archibald McDonald as postmaster at Whim Road Cross, Prince Edward Island, and the appointment of William McGinnon as his successor. Presented 3rd April, 1908.—*Mr. Martin (Queen's)*. . . . .*Not printed.*
- 171*e.* Return to an order of the House of Commons, dated 11th December, 1907, showing what complaints respecting the inadequacy of postal service or delays therein, or respecting lack of or defects in postal facilities or means of communications, have been received by the Post Office Department since the 1st day of January, 1907, and the general nature of such complaints. Presented 29th April, 1908.—*Mr. Armstrong*. . . . .*Not printed.*
- 171*f.* Return to an order of the House of Commons, dated 9th March, 1908, for a copy of all petitions, letters of recommendation, written requests and correspondence with the government in connection with the opening of a Post Office Savings Bank in the post office at St. Gabriel de Brandon, in the province of Quebec. Presented 29th April, 1908.—*Mr. Monk*. . . . .*Not printed.*
- 171*g.* Return to an order of the House of Commons, dated 9th March, 1908, for a copy of all correspondence, telegrams, petitions with signatures thereto, in possession of the Government, or any member or official thereof, respecting the removal of a post office from Angus McDonald's place in Pisquid, Prince Edward Island, to Russell Birt's, of the same place. Presented 29th April, 1908.—*Mr. Martin (Queen's)*. . . . .*Not printed.*
- 171*h.* Return to an order of the House of Commons, dated 16th March, 1908, for a copy of all correspondence, telegrams and petitions in the possession of the Government or any member or official thereof, respecting the dismissal of Alex. McLeod in 1905, as postmaster at Valleyfield East, Prince Edward Island, and the appointment of his successor. Presented 29th April, 1908.—*Mr. McLean (Queen's)*. . . . .*Not printed.*
- 171*i.* Return to an address of the House of Commons, dated 26th February, 1908, for a copy of all correspondence, telegrams, reports, memoranda, resolutions and any information in the possession of the Government, relating to changes in postal charges or regulations within the past two years, between the United States and Canada. Presented 5th May, 1908.—*Mr. Armstrong*. . . . .*Not printed.*
- 171*j.* Return to an order of the House of Commons, dated 13th January, 1908, for a copy of all correspondence, telegrams, reports and memoranda, in possession of the Government, or any member or official thereof, respecting the establishment of daily mails and improvement of the mail service in the county of Queen's, Prince Edward Island. Presented 26th May, 1908.—*Mr. Martin (Queen's)*. . . . .*Not printed.*

---



---

### CONTENTS OF VOLUME 19—*Continued.*

- 172.** Return to an order of the House of Commons, dated 26th February, 1908, showing what sums of money were paid during the fiscal years 1905-6 and 1906-7 by any department of the Government to the Steel Concrete Company, Limited; for what purpose such payments were made; what orders for work or material to be done or supplied by that company are now being filled, and the aggregate amount payable for same. Presented 26th March, 1908.—*Mr. Boyce*. . . . .*Not printed.*
- 173.** Return to an order of the House of Commons, dated 9th March, 1908, showing how many renewals of placer claims were granted by the Gold Commissioner at Dawson, on or subsequent to the 1st of August, 1906, at \$10 each; why the fee of \$15, as required by 6 Edward VII., chapter 39, was not collected in these cases; and what shortages were afterwards collected. Presented 27th March, 1908.—*Mr. Lennox*. . . . .*Not printed.*
- 173a.** Return to an order of the House of Commons, dated 9th March, 1908, showing how many renewals of placer claims were granted by the Assistant Gold Commissioner at Whitehorse on or subsequent to 1st of August, at \$10 each; why the fee of \$15, as required by 6 Edward VII., chapter 39, was not collected in these cases; and what shortages have been collected. Presented 30th March, 1908.—*Mr. Lennox*.*Not printed.*
- 174.** Return to an order of the House of Commons, dated 8th January, 1908, showing: 1. What sums of money have been paid for advertising and printing, respectively, to the *Sun* and *Star* newspapers of St. John, N.B., the *Chronicle* of Halifax, the *Echo* and the *Glace Bay Gazette*, and the *St. John Globe*, during the following periods respectively: the fiscal years 1904-5, 1905-6, and from June 30, 1906, to date. 2. In what offices or job offices the printing is done for the *Sun*, *Star*, *Chronicle* and *Echo*. Presented 30th March, 1908.—*Mr. Foster*. . . . .*Not printed.*
- 174a.** Return to an order of the House of Commons, dated 13th June, 1908, showing all sums of money paid by the Government, or any department or official thereof, during the years 1902, 1903, 1904, 1905, 1906 and 1907, for advertising, printing, or for any other purpose, or on any other account whatever, to the *Sault Express*, a newspaper published at Sault Ste. Marie, Ontario, or to any person or persons, firm or company for or in respect of any work done by said newspaper for the Government, or any department or official thereof; also showing what amounts, if any, are disputed and unpaid, and showing for what purpose such moneys were paid, and accounts were incurred, respectively, and by what departments, or officials of the Government. Presented 30th March, 1908.—*Mr. Boyce*. . . . .*Not printed.*
- 174b.** Return to an order of the House of Commons, dated 22nd January, 1908, showing what amount has been paid by the Dominion Government for all purposes, from 1st January, 1904, to 1st January, 1908, to the following papers: *Alberta Star*, *Cardston*; *Lethbridge Herald*, *Macleod Advance*, *Nanton News*, *The Frank Paper*. Presented 30th March, 1908.—*Mr. Herron*. . . . .*Not printed.*
- 175.** Return to an order of the House of Commons, dated 15th January, 1908, showing the various services on which Mr. Shepley, K.C., has been engaged by the Government since 1896, and the amount that has been paid him for salary and expenses for each. Presented 30th March, 1908.—*Mr. Foster*. . . . .*Not printed.*
- 176.** Return to an address of the House of Commons, dated 16th March, 1908, for a copy of all orders in council, letters, telegrams, correspondence and papers of every description and nature relating to the appointment of the Hon. Arthur Drysdale as justice of the Supreme Court of Nova Scotia, and especially all such documents as relate to the date of his acceptance of said appointment or the date of his declaration of intention to accept the same. Presented 30th March, 1908.—*Mr. Taylor*. . . . .*Not printed.*
- 177.** Return to an order of the House of Commons, dated 23rd March, 1908, showing how much has been paid to C. Boone or the Boone Company, since 1896, and the amount paid for work in each year at each point where same was performed by said party, firm or company. Presented 30th March, 1908.—*Mr. Bennett*. . . . .*Not printed.*

---



---

### CONTENTS OF VOLUME 19—*Continued.*

- 178.** Maps and plans in connection with the Montreal, Ottawa and Georgian Bay Canal. Presented 30th March, 1908, by Hon. W. Pugsley. . . . . *See 178b.*
- 178a.** Further maps and plans in connection with the Montreal, Ottawa and Georgian Bay Canal. Presented 13th May, 1908, by Hon. W. Pugsley. . . . . *See 178b.*
- 178b.** Return to an order of the House of Commons, dated 6th July, 1908. Report of the engineer on the Georgian Bay Ship Canal, together with estimates, plans, &c., illustrating the project in its main features. Presented 6th July, 1908.—*Hon. W. Pugsley.*  
*Printed for both distribution and sessional papers.*
- 179.** Return to an order of the Senate, dated the 12th February, 1908, for a copy of: 1. The number of convicts under the age of twenty, and their respective nationalities. 2. The number of convicts from the age of twenty and upwards, and their nationalities, in each of the penitentiaries under Dominion control, for the years 1903, 1904, 1905, 1906 and 1907. Presented 31st March, 1908.—*Hon. Mr. Comeau.* . . . . . *Not printed.*
- 180.** Return to an order of the Senate, dated the 18th February, 1908, showing with respect to the two routes of the Transcontinental Railway that were surveyed between Grand Falls and Chipman, in the province of New Brunswick, the estimated cost of each of the lines, that is to say: 1. The "Back Route," so-called. 2. The St John Valley route. With the following details: (a) Cubic yards of ordinary excavation and fills; (b) cubic yards of loose rock; (c) cubic yards of solid rock; (d) cubic yards of concrete; (e) miles of steel trestle and cost; (f) number and cost of bridges. And with respect to the "Back Routes," giving the last-mentioned details as regards the following subdivisions of that route: 1. Grand Falls and Tobique River. 2. Tobique River and Intercolonial Railway. 3. Intercolonial Railway and Chipman. And is it the intention to adopt a pusher grade in the route selected? Presented 31st March, 1908.—*Hon. Mr. Thompson.* . . . . . *Not printed.*
- 181.** Return to an order of the House of Commons, dated 6th February, 1907, for a copy of all letters, accounts, vouchers, cheques, correspondence and documents relating to any amount paid to Mr. R. T. McIlreith, barrister, of Halifax, for legal services, by the Government of Canada, during each of the fiscal years ending, respectively, 30th day of June, 1902, 1903, 1904, 1905 and 1906. Also relating to all amounts similarly paid to any legal agent or representative of the Government at Halifax during each of the fiscal years ending respectively, 30th June, 1891, 1892, 1893, 1894, 1895, 1896 and 1897. Presented 1st April, 1908.—*Mr. Crocket.* . . . . . *Not printed.*
- 181a.** Supplementary return to No. 181. Presented 3rd April, 1908. . . . . *Not printed.*
- 182.** Copy of order in council relative to the appointment of the Honourable Walter Cassels, a commissioner to investigate and report upon certain statements contained in the Report of the Civil Service Commission, reflecting upon the integrity of the officials of the Department of Marine and Fisheries. Presented 2nd April, 1908, by Sir Wilfrid Laurier. . . . . *Not printed.*
- 182a.** Correspondence between Sir Wilfrid Laurier and the Honourable Mr. Justice Cassels on the subject of the appointment of the latter to investigate and report upon certain statements contained in the Report of the Civil Service Commission, reflecting on the integrity of the officials of the Department of Marine and Fisheries. Presented 7th April, 1908, by Sir Wilfrid Laurier. . . . . *Not printed.*
- 182b.** Correspondence between the Honourable Mr. Aylesworth and the Honourable Mr. Justice Cassels on the subject of the appointment of the latter to investigate and report upon certain statements contained in the Report of the Civil Service Commission, reflecting on the integrity of the officials of the Department of Marine and Fisheries. Presented 19th April, 1908, by Sir Wilfrid Laurier. . . . . *Not printed.*
- 182c.** Letter of instructions from the Minister of Justice to George H. Watson, Esq., K.C., respecting the appointment of the latter as counsel to act with Honourable Mr. Justice Cassels in the investigation upon certain statements contained in the Report of the

# CONTENTS OF VOLUME 19—*Continued.*

Civil Service Commission, reflecting on the integrity of the officials of the Department of Marine and Fisheries. Presented 1st May, 1908, by Hon. A. B. Aylesworth.

*Not printed.*

- 182d. Return to an order of the House of Commons, dated 15th January, 1908, showing all commissions of inquiry appointed between 1896 and 1908, the dates of appointment thereof, the names of the commissioners appointed and the secretary and counsel, or others appointed to assist them, the purpose or object of each such commission, the date of report of each such commission, what legislation, if any, has been enacted in consequence of such commissions and reports, the cost of each such commission, including salaries, travelling expenses, witness fees, fees of counsel, and other assistants, and for printing, distinguishing each separately. Presented 5th May, 1908.—*Mr. Porter.*  
*Not printed.*
183. Return to an order of the House of Commons, dated 18th December, 1907, showing the various Marconi stations established by the Government, their location, the cost of construction and maintenance of each, the messages sent by each, the rate of tolls and the receipts, and all contracts, reports, papers and correspondence, in connection therewith. Presented 3rd April, 1908.—*Mr. Foster.* . . . . .*Not printed*
- 183a. Supplementary Return to No. 183. Presented 11th May, 1908.. . . .*Not printed.*
184. Return to an order of the House of Commons, dated 17th February, 1908, showing what quality or quantity of goods or supplies have been furnished by the Office Specialty Company to the Dominion of Canada in every department of the service since 1896, and the total amount for each year. Presented 3rd April, 1908.—*Mr. Bennett.* *Not printed.*
185. Return to an address of the House of Commons, dated 19th February, 1908, for a copy of a memorial addressed to His Excellency the Governor General, respecting a reference to the Privy Council in regard to the constitutionality of the Saskatchewan Act passed by the Legislative Assembly of the province of Saskatchewan on the 23rd May, 1906; together with a copy of all correspondence, telegrams or other communications, relating thereto, between the Dominion Government or any member thereof, and the Government of Saskatchewan or any member thereof. Presented 31st March, 1908.—*Mr. Lake.* . . . . .*Printed for sessional papers.*
186. Return to an order of the House of Commons, dated 29th January, 1908, for a copy of all reports, plans, specifications, tenders, correspondence, telegrams, and all other papers, documents, and other information in connection with the construction of the Hillsboro' Bridge and approaches, including land purchases necessary therefor. Presented 6th April, 1908.—*Mr. Lefurgey.* . . . . .*Not printed.*
187. Return to an order of the House of Commons, dated 10th February, 1908, showing what action, if any, has been taken by this Government since 19th March, 1903, which would have for its object the removal of the cattle embargo upon Canadian cattle entering Great Britain. 2. For a copy of a resolution said to have been passed some years ago by the committee on agriculture, which requested that the Minister of Agriculture of the Dominion should invite the ministers of the different provinces in the Dominion to form themselves into a committee, whose object was to lay before the Government of Great Britain the importance of removing the cattle embargo. 3. Also showing what efforts, if any, have been made by the Minister of Agriculture to comply with the wishes of the above-named committee so expressed; together with a copy of the report, if any, of the same to the House, and what efforts have been so made; with what reason, if any, the Government assigns for not taking action in the matter. Presented 6th April, 1908.—*Mr. Armstrong.* . . . . .*Not printed.*
188. Census and Statistics, Bulletin V., Agricultural Census of Ontario, Quebec and the Maritime Provinces, 1907. Presented 6th April, 1908, by Hon. S. A. Fisher. *Not printed.*



CONTENTS OF VOLUME 19—*Continued.*

189. Return to an address of the House of Commons, dated 30th March, 1908, for a copy of all memorials, documents, telegrams, and correspondence between the government of Prince Edward Island and the Government of Canada since 30th June, 1904, with respect to the non-fulfilment of the terms of union and for claims for damages in respect thereof. Presented 7th April, 1908.—*Mr. McLean (Queen's)*... ..*Not printed.*
190. Return to an order of the House of Commons, dated 17th February, 1908, for a copy of all correspondence, telegrams, reports, memoranda, resolutions, and any other information in possession of the Government or any member or official thereof, respecting the construction of branch railway lines in Prince Edward Island. Presented 13th April, 1908.—*Mr. Martin (Queen's)*... ..*Not printed.*
191. Return to an address of the House of Commons, dated 30th March, 1908, for a copy of all orders in council, reports, documents, correspondence and papers, from the 1st day of January, 1907, to the present time, relating to the passage of United States war ships or training ships through the St. Lawrence canals and Great Lakes, including a statement showing the number of United States war ships or training ships which have passed through the St. Lawrence canals during that period, and a statement of all such war ships or training ships now on the Great Lakes, and particulars of the tonnage, horse-power, armament and crew of such war ship or training ship, and of the naval reserves or other naval forces of the United States Government, or of any State Government upon the Great Lakes; also all correspondence respecting the proposed passage of the gunboat *Nashville* through the St. Lawrence canals and river on her way to the Great Lakes next summer. Presented 7th April, 1908.—*Mr. Taylor.*  
*Not printed.*
192. Return to an address of the House of Commons, dated 29th January, 1908, for copies of all papers, representations, memorials and correspondence had with the Minister of Finance or any member of the Government in reference to the proposed action of the Government through or in conjunction with the banks, to facilitate in a financial way the movements of the grain from the western provinces of Canada. Presented 7th April, 1908.—*Mr. Foster*... ..*Not printed.*
193. Return to an order of the House of Commons, dated 11th December, 1907, showing:  
1. How many drill halls have been constructed or are under construction by the Government since 1896. 2. In what localities these buildings have been constructed, and the cost of construction in each case. 3. What military organizations exist in the respective localities in which these drill halls have been erected, and the numerical strength of each such military organization. Presented 7th April, 1908.—*Mr. Worthington.*  
*Not printed.*
194. Return to an address of the House of Commons, dated March, 1908, for a copy of all orders in council and regulations made by the Governor in Council, or prescribed by the Minister of Customs under the provisions of chapter eleven (11) of the Acts of 1907, (6 and 7 Edward VII.), relating to materials to be used in Canada for the construction of bridges or tunnels crossing the boundary between the United States and Canada, and all similar regulations or legislative or administrative provisions of the United States Customs Laws relating to such materials. Presented 8th April, 1908.—*Mr. Clements*... ..*Not printed.*
195. Return to an order of the House of Commons, dated 15th January, 1908, for a complete list of the publications in Canada enjoying the newspaper rate. Presented 8th April, 1908.—*Mr. Cockshutt*... ..*Not printed.*
196. Partial Return to an order of the Senate, dated the 17th March, 1908, for a copy of the service-roll of the Garrison Artillery Companies of Ottawa and Morrisburg, giving names of the militiamen who were on active service, and who were in barracks at Fort Wellington, Prescott, during the months of November and December, 1865, and during the months of January, February, March, April, May and June, 1866; and also a



# CONTENTS OF VOLUME 19—*Continued.*

- statement showing what was the daily pay paid to the soldiers of these two corps and that which the militiamen belonging to Company No. 2 of the Ottawa Field Battery received at the same time, or that which was received by other corps of the Military District of Ottawa, which were also called out for active service. Presented 8th April, 1908.—*Hon. Mr. Landry*. . . . .*Not printed.*
197. Return to an address of the House of Commons, dated 16th March, 1908, for a copy of all orders in council, reports, memoranda, agreements, contracts and other documents and papers of every kind, nature and description, from the 1st of January, 1900, up to the present time, relating to or touching the Dolkes or Dokis Indian reserve, or touching the surrender thereof of the timber thereon, and especially all such documents as aforesaid as relate to any proposals or arrangements for the surrender of any rights by the Indians in the said reserve or in the timber thereon, or to the sale or disposal of the said timber or any part thereof. Presented 9th April, 1908.—*Mr. Borden (Carleton)*. . . . .*Not printed.*
- 197*a*. Supplementary return to No. 197. Presented 2nd July, 1908. . . . .*Not printed.*
- 197*b*. Return to an order of the House of Commons, dated 23rd March, 1903, for a copy of all opinions of the Minister of Justice, or Deputy Minister of Justice, or any official of the Department of Justice, to the Minister of the Interior or any official of the Department of the Interior, with respect to the Metlakatla and Songhees Indian reserves, or either of the said reserves, since the 1st day of January, 1906. Presented 22nd April, 1908.—*Mr. Borden (Carleton)*. . . . .*Not printed.*
- 197*c*. Return to an order of the House of Commons, dated 6th April, 1908, for a copy of all petitions, memorials, documents, correspondence and papers touching any matters, transactions or negotiations between the Department of Indian Affairs and the council of the Six Nations reserve, or the chief or chiefs of the said council or the Indian Rights Association or Warriors' Association, from the 1st day of January, 1906, to the present time. Presented 18th May, 1908.—*Mr. Lake*. . . . .*Not printed.*
198. Return to an order of the House of Commons, dated 11th March, 1908, for a copy of contract and all correspondence in connection with purchase of cement from E. A. Wallberg, by the Department of Marine and Fisheries, to heighten Heath Point. Presented 13th April, 1908.—*Mr. Staples*. . . . .*Not printed.*
199. Return to an order of the House of Commons, dated 19th February, 1908, showing: 1. What amount the firm of H. N. Bate & Co. has received from each department of the Government since the year 1896 for supplies, giving the amount paid each year separately. 2. What amount the firm of W. C. Edwards & Co. has received from each department of the Government since the year 1896 for supplies, giving the amount paid each year separately. Presented 13th April, 1908.—*Mr. Taylor*. . . . .*Not printed.*
200. Return to an order of the House of Commons, dated 11th March, 1908, for a copy of all petitions, letters and applications, by or on behalf of "La Société Canadienne d'immigration et de placement," for assistance from the Government, and the answer by the Government or its officials to the same. Presented 13th April, 1908.—*Mr. Monk*. . . . .*Not printed.*
201. Return to an order of the House of Commons, dated 30th March, 1908, for a copy, as it appeared printed in the *Yukon World and Official Gazette* for nine months of the financial year 1906-7, of a synopsis of mining regulations referred to in the Auditor General's Report, 1906-7, at page L-37, and also setting forth the number of times the said advertisement appeared in the newspapers referred to in the time stated. Presented 13th April, 1908.—*Mr. Lennox*. . . . .*Not printed.*
202. Return to an order of the House of Commons, dated 26th February, 1908, for a copy of all correspondence, leases or other papers in connection with the leasing or proposed leasing of Kananaski Falls, on the Bow river. A copy of all correspondence and other

## CONTENTS OF VOLUME 19—*Continued.*

- papers in connection with the selling or otherwise disposing of 1,000 acres or any lands to the Calgary Power and Transmission Company (Limited). A statement showing an estimate of about the number of acres and territory owned by the Stony Indian Reserve, held in trust for the Indians, the said statement showing the quantity on each side of Bow river. Presented 13th April, 1908.—*Mr. Reid (Grenville)*... ..*Not printed.*
- 203.** Return to an address of the House of Commons, dated 29th January, 1908, for a copy of all correspondence, telegrams, memoranda and reports, between the Government and its officers and solicitors and the provincial or territorial governments, in regard to the cases taken to test the liability for taxation of the Canadian Pacific Railway Company in the cases Rural Municipality of North Cypress vs. Canadian Pacific Railway; Rural Municipality of Argyle vs. Canadian Pacific Railway; Springdale School District vs. Canadian Pacific Railway; together with copies of all judgments of the courts before whom the cases were tried, and of the refusal of the Judicial Committee of the Privy Council of the application for leave to appeal to that court. Presented 21st April, 1908.—*Mr. Lake*... ..*Not printed.*
- 204.** Copy of a Report of the Privy Council approved by His Excellency the Administrator on the 21st April, 1908, on a memorandum dated 20th April, 1908, from the Minister of Public Works, recommending that the order in council of the 30th March, 1908, providing for the continuation of certain contracts therein mentioned for dredging at various places in the provinces of Ontario and Nova Scotia be cancelled. Presented 23rd April, 1908, by Hon. W. Pugsley... ..*Not printed.*
- 205.** Return to an order of the House of Commons, dated 27th April, 1908, showing claims for damages to property, or personal injury or loss or damage on the Intercolonial Railway, which have been settled since 1st January, 1908; nature of the claims so settled; amount of damage claimed in each case; the settlements arrived at, and the names of the persons so settled with. Presented 27th April, 1908.—*Hon. G. P. Graham.*  
*Not printed.*
- 205a.** Return to an order of the House of Commons, dated 6th April, 1908, for a copy of the Report of the Deputy Minister of Railways and Canals, and the Deputy Minister of Marine and Fisheries in reference to their meeting with delegates of the Boards of Trade of Prince Edward Island at Charlottetown in June last, to take into consideration the removal of the heavy freight and passenger rates on the Prince Edward Island Railway and the Intercolonial Railway, and on freight and passenger rates to and from Prince Edward Island; also all correspondence, telegrams, &c., in possession of the Government or any member or official relating thereto, and other questions discussed at said meeting. Presented 27th April, 1908.—*Mr. Martin (Queen's)*.*Not printed.*
- 205b.** Return to an order of the House of Commons, dated 30th March, 1908, for a copy of all letters, telegrams and other documents relating to an accident which happened at Mulgrave, Nova Scotia, on the 3rd of December last, whereby Captain James Forrestall lost his life; and also the evidence taken at the investigation subsequently held by officers of the department and the report made thereon. Presented 7th May, 1908.—*Mr. Sinclair*... ..*Not printed.*
- 205c.** Return to an order of the House of Commons, dated 6th April, 1908, showing the number of trains, both freight and passenger, on the Intercolonial Railway breaking down or detained from defects in engines during the months of October, November and December, 1907, and the causes of such defects. Presented 18th May, 1908.—*Mr. Reid (Grenville)*... ..*Not printed.*
- 205d.** Return to an order of the House of Commons, dated 6th April, 1908, showing the number of locomotives on the Intercolonial Railway out of service on the 31st December, 1907, and the date of purchase of each engine out of service, from whom purchased, type of engine, passenger or freight, haulage capacity, when in efficient state of repair, when put out of service, and when last used. Presented 18th May, 1908.—*Mr. Reid (Grenville)*... ..*Not printed.*

CONTENTS OF VOLUME 19—*Continued.*

- 205e.** Return to an order of the House of Commons, dated 6th April, 1908, showing the number of tons of new steel rails lying along the line of the Intercolonial Railway unused, date when purchased, if required, and when to be used. Presented 18th May, 1908.—*Mr. Reid (Grenville)*. . . . . *Not printed.*
- 205f.** Return to an order of the House of Commons, dated 6th April, 1908, showing the number of locomotives in service on the Intercolonial Railway on the several Sundays in the months of October, November and December, 1907, hauling freight trains. Presented 18th May, 1908.—*Mr. Reid (Grenville)*. . . . . *Not printed.*
- 205g.** Return to an order of the Senate, dated the 12th May, 1908, for a copy of all the correspondence exchanged in 1906 and 1907, between Mr. L. C. A. Casgrain, of Nicolet, and Messrs. J. Butler, Deputy Minister of Railway and Canals, and T. C. Burpee, engineer, or any other persons in the Department of Railways and Canals, on the subject of the fences along the line of the Intercolonial Railway across the county of Nicolet and the neighbouring counties. Presented 21st May, 1908.—*Hon. Mr. Landry*. . . . . *Not printed.*
- 205h.** Return to an order of the House of Commons, dated 10th June, 1908, for copies of all accounts, vouchers, correspondence and other papers relating to a payment of \$8,399.68 to K. Falconer in connection with New Accounting System on Government Railways, as set out at Page W—192, Report Auditor General, 1906. Presented 10th June, 1908.—*Hon. G. P. Graham*. . . . . *Not printed.*
- 205i.** Return to an order of the House of Commons, dated 6th April, 1908, for a copy of all correspondence, telegrams, reports and recommendations in possession of the Government, or any member or official thereof, with respect to improved railway service on the Belfast and Murray Harbour Branch Railway. Presented 10th June, 1908.—*Mr. Martin (Queen's)*. . . . . *Not printed.*
- 206.** Return to an order of the House of Commons, dated 18th March, 1908, for a copy of all papers necessary to bring the information contained in Sessional Paper No. 90, 1907, up to date. (Robins Irrigation Company.) Presented 25th April, 1908.—*Mr. Ames*. . . . . *Not printed.*
- 207.** Certified copies of Reports of the Committee of the Privy Council, dated 30th March, 1908, and 16th April, 1908, approved by His Excellency the Administrator, and of the 28th April, 1908, approved by His Excellency the Governor General, on certain estimates of expenses in connection with the celebration of the founding of Quebec by Samuel de Champlain, submitted by the National Battlefields Commission for the sanction and approval of the Governor General in Council. Presented 30th April, 1908, by Sir Wilfrid Laurier. . . . . *Printed for sessional papers.*
- 208.** Return to an order of the House of Commons, dated 6th April, 1908, for a copy of all correspondence, reports, telegrams, resolutions, petitions, &c., in possession of the Government or any member or official thereof, respecting the demand of the Charlottetown Board of Trade or any person in Prince Edward Island, for federal legislation to give sailing vessels and steamers equal rights in their proper loading turns at the coal ports in Nova Scotia and Cape Breton. Presented 5th May, 1908.—*Mr. Martin (Queen's)*. . . . . *Not printed.*
- 209.** Return to an address of the Senate, dated 10th April, 1908, showing: 1. The number of automatic low pressure acetylene gas buoys which have been purchased by the Government during the years 1904-5-6-7 from the International Marine Signal Company, of Ottawa, giving each year separate, and the prices paid for the same. 2. Whether tenders were called for their supply; if so how many tenders were received, from whom, and the prices at which they were offered. 3. How many other gas buoys, beacons, whistling buoys and light appliances were purchased from the same company during the same period of time, the prices paid for the same; whether any tenders were called for; if so, the names of the tenderers and the prices asked. 4. The quantity of the carbide purchased by the Government during the years 1903-4-5-6-7, the price paid, from

CONTENTS OF VOLUME 19—*Continued.*

- whom purchased and whether by tender or otherwise. Presented 6th May, 1908.—*Hon. Sir Mackenzie Bowell*. . . . . *Not printed.*
210. Return to an address of the Senate, dated 30th January, 1908, showing: 1. Has Mr. Michel Siméon Delisle, of the parish of Portneuf, in the county of Portneuf, merchant, and, since 1900, member of the House of Commons, at any time after the general elections of 1896, received any sum of money whatsoever coming from the federal treasury. 2. If so, when, how much, and for what object at each time. Presented 6th May, 1908.—*Hon. Mr. Landry*. . . . . *Not printed.*
211. Return to an order of the House of Commons, dated 11th May, 1908, for a copy of the report made by Mr. Victor Gaudet as a result of the investigation held by him into charges preferred against E. Roy, foreman of works, under the Department of Marine and Fisheries; and of the evidence in connection therewith. Presented 11th May, 1908.—*Hon. L. P. Brodeur*. . . . . *Not printed.*
212. Return to an order of the House of Commons, dated 9th March, 1908, for a copy of all correspondence, telegrams, reports, and all other information, not already brought down, in possession of the Government or any member or official thereof, in reference to winter communication, and the construction of a tunnel between Prince Edward Island and the mainland of Canada. Presented 2nd July, 1908.—*Mr. Martin (Queen's)*.  
*Not printed.*
213. Return to an order of the House of Commons, dated 3rd February, 1908, for a copy of all tenders, contracts, correspondence, plans, specifications, certificates, schedules, and all other papers and documents, including settlement, agreements, claims or adjustments thereof, relating to the contract of Messieurs Murray & Cleveland to do the work at the eastern gap at Toronto Harbour, which work was completed in or about the year 1896. Presented 14th May, 1908.—*Mr. Macdonell*. . . . . *Not printed.*
214. Return to an order of the House of Commons, dated 6th April, 1908, for a copy of all letters, telegrams, memoranda and correspondence of every kind between the Minister of Marine and Fisheries, or any officer of his department, and any person or persons, respecting the purchase of supplies for the Department of Marine and Fisheries at Quebec, St. John, New Brunswick and Halifax, during the years 1892, 1893, 1894, 1895 and 1896. Presented 14th May, 1908.—*Mr. Johnston*. . . . . *Not printed.*
215. Copy of a treaty between Great Britain and the United States concerning the fisheries in waters contiguous to the Dominion of Canada and the United States, signed at Washington on April 11, 1908. Presented 19th May, 1908, by Sir Wilfrid Laurier.  
*Printed for both distribution and sessional papers*
- 215a. Correspondence, orders in council and despatches in connection with the negotiation of a treaty between Great Britain and the United States concerning the fisheries in waters contiguous to the Dominion of Canada and the United States. Presented 4th June, 1908, by Sir Wilfrid Laurier. . . . . *Printed for both distribution and sessional papers.*
216. Return to an order of the House of Commons, dated 29th January, 1908, showing the total expenditure by the Department of Public Works in Prince Edward Island over the following periods: 1873 to 1878; 1878 to 1896; 1896 to 1907; and the total expenditure by the Public Works Department in Prince county over periods 1873 to 1878; 1878 to 1882; 1882 to 1887; 1887 to 1891; 1891 to 1896; 1896 to 1900; 1900 to 1907, respectively. And the expenditures by the Public Works Department in the counties of Queen's and King's for the years and the periods of years above-mentioned. Also the total expenditures in said province by the Post Office Department, the Department of Railways and Canals, and the Department of Militia and Defence. And further, the total expenditures by the Department of Marine and Fisheries, including the development, propagation and preservation of the fisheries, and in the maintenance of winter communication across the Northumberland Straits, for the years and periods of years above referred to. Presented 26th May, 1908.—*Mr. Lefurgey*. . . . . *Not printed.*



---



---

## CONTENTS OF VOLUME 19—*Continued.*

- 217.** Return to an order of the House of Commons, dated 11th December, 1907, for a copy of all correspondence, contracts and appointments of overseers in respect to Port Burwell Harbour, in the county of Elgin, Ontario, since 1st January, 1907; also a return showing pay-sheets, amount of new material used, from whom purchased, of all day or contract work on the said harbour, giving names of overseers and by whom appointed for the same. Presented 26th May, 1908.—*Mr. Marshall*.. . . .*Not printed.*
- 218.** Return to an order of the House of Commons, dated 6th May, 1908, showing the names of all persons who furnished supplies to the steamer *Petrel* between the 31st March, 1907, and 30th April, 1908, the amount paid to each such person, and the date of each payment. Presented 4th June, 1908.—*Mr. Chisholm (Huron)*.. . . .*Not printed.*
- 219.** Return to an order of the House of Commons, dated 19th February, 1908, (a) showing the revenue contributed by the province of British Columbia for each and every year from 1872-3 to 1905, inclusive, under the following heads: 1. Customs. 2. Chinese Immigration. 3. Inland Revenue, Excise, Weights and Measures, Gas Inspection, Electric Light Inspection, Methylated Spirits, Sundries. 4. Post Offices. 5. Public Works, Telegraphs, Esquimalt Graving Dock, Casual. 6. Experimental Farm. 7. Penitentiary. 8. Marine and Fisheries, Sick Mariners' Fund, Steamboat Inspection, examination of Masters and Mates, Casual and Harbours, Fisheries. 9. Superannuation. 10. Dominion Lands and Timber. 11. Vancouver Assay Office. 12. Miscellaneous. 13. Public Debt. 14. Any other source. And (b) showing expenditure by the Dominion of Canada on account of the province of British Columbia, for each and every year from 1872-3 to 1905, inclusive, under the following heads: 1. Public Debt. 2. Charges of Management. 3. Lieutenant Governor. 4. Administration of Justice, Judges, &c. 5. Penitentiary. 6. Experimental Farm. 7. Quarantine. 8. Immigration. 9. Pensions, &c. 10. Militia. 11. Public Works, Buildings, Harbours and Rivers, Dredging. 12. Telegraphs, Agency. 13. Mail subsidy. 14. Marine and Fisheries, Dominion Steamers, Lighthouses, Meteorological Marine Hospital, Steamboat Inspection, Miscellaneous, Fisheries, Fisheries Inspection, Hatcheries. 15. Indians. 16. Subsidies. 17. Dominion Lands. 18. Customs. 19. Inland Revenue, Excise, Weights and Measures, Gas and Electric Light. 20. Esquimalt Dry Dock. 21. Post Office. 22. Chinese Immigration. 23. Defences, Esquimalt. 24. Chinese Immigration Inquiry. 25. Bounty on Minerals. 26. Miscellaneous. 27. Vancouver Assay Office. 28. Railway Subsidies. 29. Any other source. Presented 10th July, 1908.—*Mr. Ross (Yale-Cariboo)*..*Printed for distribution.*
- 220.** Return to an order of the House of Commons, dated 3rd February, 1908, showing during the last ten years how much money has been expended by years by this Government for printing and lithographing done outside of Canada; and for what reason such work was done out of Canada. Presented 4th June, 1908.—*Mr. Macdonell*..*Not printed.*
- 221.** Return to an order of the House of Commons, dated 5th June, 1908, for a copy of the evidence taken in the *Montcalm-Milwaukee* collision case, and a copy of the decision of the wreck commissioner and of the assessors on the collision. Presented 5th June, 1908.—*Hon. L. P. Brodeur*.. . . .*Not printed.*
- 222.** Return to an order of the House of Commons, dated 13th January, 1908, for the production of the following: 1. A copy of the appointment of Doctor Edmond Savard, of Chicoutimi, as paymaster for the county of Chicoutimi. 2. A copy of the instructions given to him as such regarding the validity of the receipts. 3. A copy of all correspondence that took place between Doctor Edmond Savard and the Department of Public Works of Canada in regard to the St. Fulgence pier, in the county of Chicoutimi. 4. A copy of all correspondence that took place between the Auditor General and the Department of Public Works regarding the said Doctor Edmond Savard, paymaster, concerning the St. Fulgence pier. 5. A copy of all the pay lists in connection with the said St. Fulgence pier during the period of time that the said Doctor Savard



CONTENTS OF VOLUME 19—*Continued.*

- was paymaster. 6. A copy of all the pay lists for works done to the wharfs of Chicoutimi and St. Alexis during the time that the said Doctor Savard was paymaster. Presented 9th June, 1908.—*Mr. Bergeron* . . . . . *Not printed.*
223. Return to an order of the House of Commons, dated 11th March, 1908, showing: 1. All lands or interests in lands granted by the Government to the Temperance Colonization Society, together with the dates of such grants, description of lands granted, consideration paid, or terms upon which such lands were granted, and all other particulars of sale. 2. Showing the terms of settlement or otherwise upon which such lands were granted, or held by the Society, and the conditions or regulations in force from time to time regarding such grants, and the holding thereof respectively. 3. Showing wherein or in what respect and with respect to what lands, the said Society lived up to, and complied with such conditions and regulations, and wherein the Society failed to comply therewith. 4. Showing what lands, if any, have been reclaimed by the Government from the Society for such non-compliance with such terms and conditions, or for any other cause or reason. 5. Showing what lands the said Society still hold, as far as known. 6. Showing whether the said Society is still in existence, and if so, who compose the same as far as known. 7. Also for a copy of all correspondence, reports, memoranda, orders in council, or other documents in possession of the Government, relating to the said Society or the lands granted thereto. Presented 10th June, 1908.—*Mr. Macdonell* . . . . . *Not printed.*
224. Return to an order of the House of Commons, dated 13th January, 1908, showing the number of men and the quantity of supplies, material and mails transported on Government account over the Qu'Appelle, Long Lake and Saskatchewan Railway, the Calgary and Edmonton Railway, the Lake Manitoba Railway and Canal Company, and the Winnipeg Great Northern Railway, with the cost of same at current transport rates, since the beginning of the contract arrangements made with each, up to date. Presented 17th June, 1908.—*Mr. Foster* . . . . . *Not printed.*
225. Supplementary Return to an order of the House of Commons, dated 17th December, 1906, for: 1. A copy of all leases and agreements between the Government, represented by the Department of Marine and Fisheries, and (a) the Athabasca Fish Company (J. K. McKenzie, Selkirk, Manitoba), or their assigns, Messrs. Butterfield & Dee; (b) A. McNee, Windsor, Ontario; (c) the British American Fish Corporation, of Montreal and Selkirk (F. H. Markey). 2. A copy of all reports, correspondence or documents, relating to or touching upon the application for securing of, transfer of, or enjoyment of any privileges under said leases. 3. A statement of all rentals, bonuses, or payments to the Government in respect of such leases to date. 4. All information in the possession of or procurable by the Government with reference to (a) the number of tugs, boats and men employed; (b) the quantity and value of nets used; (c) the number and value of fish taken; (d) the quantity of fish exported under each of said leases during the last period of twelve months, for which such figures are available. Presented 26th June, 1908.—*Mr. Ames* . . . . . *Not printed.*
226. Return to an order of the House of Commons, dated 23rd March, 1908, for a copy of all contracts, papers and other documents between the Government or the Department of Militia and Defence, or any member thereof, or any one acting for or on its behalf, and the Sutherland Rifle Sight Company, or any one acting for or on its behalf, relating to the purchase of rifle sights or any other materials. Presented 26th June, 1908.—*Mr. Worthington* . . . . . *Not printed.*
227. Return to an order of the Senate, dated 18th June, 1908, showing the tonnage entered at St. John, N.B., and Halifax, N.S., for the years 1905, 1906 and 1907. Also the value of imports for the same years at St. John, N.B., and Halifax, N.S., and also the value of exports for same year from St. John, N.B., and Halifax, N.S. Presented 7th July, 1908.—*Hon. Mr. Domville* . . . . . *Not printed.*

---



---

**CONTENTS OF VOLUME 19—Continued.**

- 228.** Return to an order of the House of Commons, dated 13th July, 1908, for a copy of a memorandum by Major General P. H. N. Lake, C.B., C.M.G., Inspector General, upon that portion of the Report of the Civil Service Commissioners, 1908, which deals with the Military Administration of the Militia. Presented 13th July, 1908.—*Sir Frederick Borden*. . . . .*Printed for distribution.*
- 229.** Return to an order of the House of Commons, dated 13th January, 1908, showing the population of each town, village or other place in Canada, in which any public building has been erected at the expense of Canada since 1st January, 1897, or for a public building in which any public money has been voted, expended or appropriated since that date, together with a statement of the amount voted, expended or appropriated in each case, the total cost of each such building, the estimated total cost of any such building not yet completed, the purpose of each such building in each instance, the cost of the annual maintenance and upkeep thereof; and so that the said statement shall show the information aforesaid by division of the said towns, villages or other places in the following classes: Those having a population not exceeding 2,000, 3,000, 4,000, 5,000, 6,000, 7,000, 8,000, 9,000, 10,000; also giving the names of all other towns and villages in Canada of each of the said classes in which no such public buildings have been erected up to the present time. Presented 13th July, 1908.—*Mr. Borden (Carleton)*.  
*Not printed.*
- 230.** Return to an address of the Senate, dated 2nd July, 1908, showing: 1. The names of all senators and members of the House of Commons who have been appointed to office of emolument during the years 1896-7-8-9, 1900-1-2-3-4-5-6-7 and 8. 2. The name of the office to which each senator and member was appointed. 3. The salary attached to each office. Presented 14th July, 1908.—*Hon. Mr. Landry*. . . . .*Not printed.*
- 231.** Return to an order of the House of Commons, dated 10th February, 1908, for a copy of all petitions, letters, correspondence, reports, documents, papers, and other information in relation to the granting of a license in the year 1905 to E. H. McLennan and G. A. Redmond, both of River John, Nova Scotia, for the erection of a factory and to fish lobsters, with the date of such license. Presented 16th July, 1908.—*Mr. McLean (Queen's)*. . . . .*Not printed.*
- 231a.** Return to an address of the House of Commons, dated 23rd March, 1908, for a copy of all correspondence, telegrams, petitions, orders in council, applications for licenses, in possession of the Government or any member or official thereof, respecting the granting of lobster fishing and packing licenses in Prince Edward Island for the years 1904, 1905, 1906 and 1907-8, and the report of the inspectors thereon. Presented 18th July, 1908.—*Mr. Martin (Queen's)*. . . . .*Not printed.*
- 232.** Return to an order of the House of Commons, dated 16th December, 1907, showing: The amounts paid by the various departments of the Government since July, 1896, for sites for the following purposes, respectively: (a) court houses; (b) Royal Northwest Mounted Police purposes; (c) jails or penitentiaries; (d) armouries; (e) post offices; (f) Dominion lands office; (g) land titles offices; (h) customs offices; (i) inland revenue; (j) weights and measures; (k) other Dominion Government purposes, in the following villages, towns or cities, respectively: Winnipeg, Brandon, Regina, Moosejaw, Medicine Hat, Lethbridge, Calgary, Macleod, Cardston, Pincher Creek, Red Deer, Lacombe, Wetaskiwin, Edmonton, Battleford, Prince Albert, Saskatoon, Yorkton and Dauphin. Presented 17th July, 1908.—*Mr. McCarthy (Calgary)*. . . . .*Not printed.*
- 233.** Return to an address of the House of Commons, dated 30th March, 1908, for a copy of specifications, tenders, contracts, orders in council, extension or renewal of contracts in connection with Quebec Harbour improvements in 1903, and subsequently; and of all letters, correspondence and memoranda in connection therewith; and also a statement of the sums of money paid on account of the work in and subsequent to 1903. Presented 17th July, 1908.—*Mr. Lennox*. . . . .*Not printed.*

---

**CONTENTS OF VOLUME 19—*Concluded.***

- 234.** Copy of a telegram from the Canadian Manufacturers' Association relative to the woollen industries, and Sir Wilfrid Laurier's reply thereto. Presented 18th July, 1908, by Sir Wilfrid Laurier. . . . . *Not printed.*
- 234a.** Correspondence, &c., from the Canadian Manufacturers' Association relating to the woollen industries in Canada. Presented 20th July, 1908, by Sir Wilfrid Laurier. . . . . *Not printed.*
- 235.** Return to an order of the Senate, dated 6th May, 1908, calling for copies of all correspondence with the Department of Inland Revenue and officers, referring to analysis of fertilizers and for the decision of the department on questions raised during the years 1906, 1907 and 1908, to date. Presented 18th July, 1908.—*Hon. Mr. Domville.* . . . . *Not printed.*

DOMINION OF CANADA

REPORT

OF THE

DEPARTMENT OF TRADE AND COMMERCE

FOR THE

FISCAL YEAR (NINE MONTHS) ENDED MARCH 31

1907

PART I

CANADIAN TRADE

*PRINTED BY ORDER OF PARLIAMENT*



OTTAWA

PRINTED BY S. E. DAWSON, PRINTER TO THE KING'S MOST  
EXCELLENT MAJESTY

1907





*To His Excellency the Right Honourable Sir Albert Henry George, Earl Grey, Viscount Howick, Baron Grey of Howick, in the County of Northumberland, in the Peerage of the United Kingdom and a Baronet ; Knight Grand Cross of the Most Distinguished Order of Saint Michael and Saint George, &c., &c., Governor General of Canada.*


MAY IT PLEASE YOUR EXCELLENCY :

The undersigned has the honour to present to Your Excellency the report of the Department of Trade and Commerce, (Part I, Canadian Trade) for the fiscal year (nine months) ended March 31, 1907.

All of which is respectfully submitted.

R. J. CARTWRIGHT,  
*Minister of Trade and Commerce.*

OTTAWA, October 25, 1907.



# TABLE OF CONTENTS

---

## INTRODUCTION.

1. Report of Deputy Minister of Trade and Commerce (Page xi).
2. Report of Superintendent of Trade Commissioner Service (Page xiii).
3. Statistical Record of the Progress of Canada (Page xvii).
4. Unrevised Statement of the Trade of Canada during the months of September, 1906 and 1907. and the twelve months ending September, 1905, 1906 and 1907. (Page xx).
5. Unrevised Statement of the Trade of Canada during the months, and twelve months ending March and the twelve months ending September 1898 to 1907. (Page xxii).
6. Unrevised Statement by Classes of the Exports of Canada during the twelve months ending March, 1898 to 1907. (Page xxiv).
7. Unrevised Statement by Countries of the Trade of Canada during the twelve months ending March, 1905 to 1907. (Page xxvi).
8. Unrevised Statement of the Imports into Canada, by Articles and Principal Countries (both dutiable and free) during the twelve months ending March, 1905 to 1907. (Page xxviii).
9. Unrevised Statement of the Exports from Canada, by Articles and Principal Countries (both home and foreign produce) during the twelve months ending March, 1905 to 1907. (Page xxxiv).

## CANADIAN TRADE.

- TABLE No. 1.—Imports and Exports of Canada with Customs duties collected, 1868 to 1907. (Page 2.)
- TABLE No. 2.—Exports (by Classes) of Canada, 1868 to 1907. (Page 4.)
- TABLE No. 3.—Exports (by Classes) of Canada (Home Produce) to Great Britain, the United States and other countries, 1868 to 1907. (Page 8.)
- TABLE No. 4.—Average *ad valorem* Rates of Duty on Imports into Canada from Great Britain, the United States and on all Imports, 1868 to 1907. (Page 14.)
- TABLE No. 5.—Imports and Percentages of Imports into Canada from Great Britain and the United States, 1868 to 1907. (Page 16.)
- TABLE No. 6.—Exports and Percentages of Exports from Canada to Great Britain and the United States 1868 to 1907. (Page 18.)
- TABLE No. 7.—Imports (by Countries) for Home Consumption into Canada, 1903 to 1907. (Page 20.)
- TABLE No. 8.—Imports (by Countries) into Canada, 1903 to 1907. (Page 22.)
- TABLE No. 9.—Exports (by Countries) from Canada, 1903 to 1907. (Page 24.)
- TABLE No. 10.—Aggregate Trade (by Countries) of Canada, 1903 to 1907. (Page 26.)
- TABLE No. 11.—Imports and Exports (by Articles) of Canada, 1903 to 1907, and the Quantities and Values of all Goods entered for Consumption, with the Amounts of Duties collected thereon, for fiscal years 1906 and 1907. (Page 28.)
- TABLE No. 12.—Exports (by Articles. Home Produce) from Canada for fiscal years 1903 to 1907. (Page 168.)
- TABLE No. 13.—Imports (by Principal Articles) into Canada, 1893 to 1907. (Page 182.)



TABLE No. 14.—Exports (by Principal Articles) from Canada, 1893 to 1907. (Page 214.)

TABLE No. 15.—Imports (by Principal Articles and Countries) into Canada, both Dutiable and Free, 1903 to 1907. (Page 228.)

TABLE No. 16.—Exports (by Principal Articles and Countries) from Canada, 1903 to 1907. (Page 272.)

TABLE No. 17.—Imports (by Principal and other Articles) entered for Consumption into Canada (both Dutiable and Free) from Great Britain, the United States, other countries and Total, 1874 to 1907. (Page 312.)

TABLE No. 18.—Exports (by Principal and other Articles) from Canada (Home Produce) to Great Britain, the United States, other countries and Total, 1868 to 1907. (Page 402.)

- (A.)—The Mine. (Page 402.)
- (B.)—The Fisheries. (Page 412.)
- (C.)—The Forest. (Page 424.)
- (D.)—Animals and their produce. (Page 446.)
- (E.)—Agricultural Products. (Page 462.)
- (F.)—Manufactures. (Page 486.)
- (G.)—Miscellaneous. (Page 518.)
- (a)—Miscellaneous Articles. (Page 518.)
- (b)—Total Exports of Merchandise the Produce of Canada. (Page 518.)
- (c)—Estimated Short Reported. (Page 519.)
- (d)—Coin and Bullion. (Page 519.)
- (e)—Grand Total Exports the Produce of Canada. (Page 519.)

TABLE No. 19.—Imports and Exports of Canada from and to each Principal Country of the British Empire and Foreign Countries, 1903 to 1907. (Page 512.)

#### BRITISH EMPIRE.—

Great Britain .....	Imports (Page 520)
" " .....	Exports ( " 540)
Australia .....	Imports ( " 546)
" .....	Exports ( " 548)
British Africa .....	Imports ( " 570)
" " .....	Exports ( " 571)
" East Indies .....	Imports ( " 558)
" " .....	Exports ( " 560)
" Guiana .....	Imports ( " 561)
" " .....	Exports ( " 562)
" West Indies .....	Imports ( " 564)
" " .....	Exports ( " 566)
Newfoundland .....	Imports ( " 574)
" .....	Exports ( " 576)
New Zealand .....	Imports ( " 552)
" .....	Exports ( " 554)

#### FOREIGN COUNTRIES.—

Argentine Republic .....	Imports ( " 580)
" " .....	Exports ( " 581)
Austria-Hungary .....	Imports ( " 583)
" .....	Exports ( " 586)
Belgium .....	Imports ( " 587)
" .....	Exports ( " 592)
Brazil .....	Imports ( " 595)
" .....	Exports ( " 596)
Central America States .....	Imports ( " 598)
" " .....	Exports ( " 599)
Chile .....	Imports ( " 600)
" .....	Exports ( " 601)
China .....	Imports ( " 602)
" .....	Exports ( " 605)
Cuba .....	Imports ( " 607)
" .....	Exports ( " 608)
Danish West Indies .....	Imports ( " 610)
" " .....	Exports ( " 611)

## SESSIONAL PAPER No. 10

TABLE No. 19.—Imports and Exports of Canada, &c.—*Concluded.*FOREIGN COUNTRIES—*Con.*

Denmark .....	Imports (Page 613)
" .....	Exports ( " 614)
Dutch East Indies .....	Imports ( " 616)
Dutch West Indies .....	Imports ( " 617)
" " .....	Exports ( " 618)
France .....	Imports ( " 619)
" .....	Exports ( " 628)
French Africa .....	Imports ( " 631)
" " .....	Exports ( " 632)
French West Indies .....	Imports ( " 633)
" " .....	Exports ( " 634)
Germany .....	Imports ( " 636)
" .....	Exports ( " 646)
Greece .....	Imports ( " 649)
Hawaii .....	Imports ( " 650)
" .....	Exports ( " 651)
Hayti .....	Exports ( " 652)
Holland .....	Imports ( " 653)
" .....	Exports ( " 656)
Italy .....	Imports ( " 658)
" .....	Exports ( " 661)
Japan .....	Imports ( " 662)
" .....	Exports ( " 665)
Mexico .....	Imports ( " 667)
" .....	Exports ( " 668)
Norway and Sweden .....	Imports ( " 670)
" " .....	Exports ( " 672)
Porto Rico .....	Imports ( " 674)
" .....	Exports ( " 675)
Portugal .....	Imports ( " 677)
" .....	Exports ( " 679)
Russia .....	Imports ( " 680)
" .....	Exports ( " 681)
Spain .....	Imports ( " 682)
" .....	Exports ( " 684)
St. Pierre .....	Imports ( " 685)
" .....	Exports ( " 686)
Switzerland .....	Imports ( " 689)
" .....	Exports ( " 692)
Turkey .....	Imports ( " 693)
" .....	Exports ( " 695)
United States .....	Imports ( " 696)
" " .....	Exports ( " 727)
United States of Colombia .....	Exports ( " 734)
Uruguay .....	Imports ( " 735)
" .....	Exports ( " 736)
Venezuela .....	Imports ( " 737)
" .....	Exports ( " 738)

TABLE No. 20.—Imports (by Countries) entered for Consumption in Canada under the General, Surtax and Preferential Tariffs, 1904 to 1907. (Page 740.)

## TONNAGE TABLES.

TABLE No. 21.—Number and Tonnage of Vessels Arrived at and Departed from Canadian Ports, 1868 to 1907. (Page 742.)

TABLE No. 22.—Number and Tonnage of British and Foreign Vessels Arrived at and Departed from Canadian Ports, 1868 to 1907. (Page 744.)

TABLE No. 23.—Number and Tonnage of Steam and Sailing Vessels Arrived at and Departed from Canadian Ports, 1868 to 1907. (Page 746.)

TABLE No. 24.—Number and Tonnage of Sea-going Vessels Entered at and Cleared from Canadian Ports, 1905, 1906 and 1907. (Page 748.)

TABLE No. 25.—Number and Tonnage of British and Foreign Sea-going Vessels Entered at and Cleared from Canadian Ports, 1905, 1906 and 1907. (Page 750.)

TABLE No. 26.—Number and Tonnage of Sea-going Vessels Entered at and Cleared from the Principal Ports in Canada, 1905, 1906 and 1907. (Page 752.)

TABLE No. 27.—Number and Tonnage of Vessels Trading on the Lakes and Rivers between Canada and United States, not including Ferries, which Arrived at and Departed from Canadian Ports, 1905, 1906 and 1907. (Page 756.)

TABLE No. 28.—Number and Tonnage of Vessels employed in the Coasting Trade of Canada, which Arrived at and Departed from Canadian Ports, 1905, 1906 and 1907. (Page 758.)

#### RECAPITULATION TONNAGE TABLES.

TABLE No. 29.—Number and Tonnage of Vessels Arrived at and Departed from Canadian Ports, 1905, 1906 and 1907. (Page 760.)

#### CULLING OF LUMBER.

TABLE No. 30.—Quantity of Lumber Measured, Culled and Counted at the Port of Quebec, 1907. (Page 762.)

#### INSPECTION OF STAPLE PRODUCTS.

TABLE No. 31.—Quantity of Flour and Meal Inspected and Fees collected, 1907. (Page 763.)

TABLE No. 32.—Quantity of Hay Inspected and Fees collected, 1907. (Page 763.)

TABLE No. 33.—Quantity of Fish Inspected and Fees collected, 1907. (Page 764.)

TABLE No. 34.—Quantity of Fish Oil Inspected and Fees collected, 1907. (Page 765.)

TABLE No. 35.—Quantity of Pot and Pearl Ashes Inspected and Fees collected, 1907. (Page 766)

TABLE No. 36.—Quantity of Leather and Hides Inspected and Fees collected, 1907. (Page 767.)

TABLE No. 37.—Quantity of Wheat and other Grain Inspected and Fees collected, 1907. (Page 768.)

TABLE No. 38.—Quantity of Grain weighed in Manitoba and Eastern Inspection Divisions, 1905 to 1907. (Page 773.)

#### MISCELLANEOUS GRAIN STATISTICS.

TABLE No. 39.—Grain Elevators in operations in Western Inspection Division. (Page 774.)

TABLE No. 40.—Elevators operated under License, 1901 to 1907. (Page 774.)

TABLE No. 41.—Lines of Railways on which Elevators and Warehouses are operated with Number and Capacity on each. (Page 774.)

TABLE No. 42.—Rates in Force at Public Terminal Elevators in Manitoba Grain Inspection Division (Page 776.)

TABLE No. 43.—Licenses issued in the Western Grain Inspection Division, 1903-4, 1904-5, 1905-6 and 1906-7. (Page 776.)

TABLE No. 44.—Number of Elevators in Eastern Inspection Division with Location and Capacity of same. (Page 777.)

TABLE No. 45.—Quantity of Grain received in different Elevators in the Eastern Inspection Divisions, six months ended December 31, 1905, 1906 and 1907. (Page 778.)

TABLE No. 46.—Number of Vessels and Cars inspected by districts in the Eastern Grain Inspection Division. (Page 779.)

TABLE No. 47.—Estimated Grain Production in Canada, 1900 to 1906. (Page 780.)

TABLE No. 48.—Acreage under Crop in Manitoba and Northwest Territories, 1900 to 1907, with Yield of Wheat 1900 to 1906. (Page 782.)

## SESSIONAL PAPER No. 10

- TABLE No. 49.—Receipts of Grain at Terminal Elevators, Fort William and Port Arthur for the Crops of 1900 to 1907. (Page 783.)
- TABLE No. 50. Cars of Grain by Grades, arriving over C. P. R. at Fort William and the C. N. R. at Port Arthur, crop year August 31, 1907. (Page 783.)
- TABLE No. 51.—Number of Cars Inspected at Winnipeg with Total Quantity of each kind of Grain, 1901 to 1907. (Page 784.)
- TABLE No. 52.—Number of Cars of Grain Inspected at Winnipeg, by grades, Crop year ended August 31, 1905, 1906 and 1907. (Page 785.)
- TABLE No. 53.—Quantity of each kind of Grain shipped from Fort William and Port Arthur, Crop years ended August 31, 1901 to 1907. (Page 786.)
- TABLE No. 54.—Shipment of Wheat and Destination of same from the Ports of Fort William and Port Arthur for the season of navigation, 1905, 1906 and 1907. (Page 787.)
- TABLE No. 55. Shipments of Grain by Vessels from Fort William and Port Arthur Season of Navigation 1907. (Page 787.)
- TABLE No. 56. Statement Season of Navigation April 29 to Dec. 12, 1907, showing Shipments by vessels from Fort William and Port Arthur. (Page 788.)
- TABLE No. 57. Shipments of Grain by Vessels and the All-rail Route from Fort William and Port Arthur for Crop years ended August 31, 1900 to 1907. (Page 789.)
- TABLE No. 58.—Shipments of Grain from Winnipeg and other points in the West Inspected at Winnipeg and billed to points in the East by the All-rail Route, for the Crop years ended August 31, 1900 to 1907. (Page 791.)
- TABLE No. 59.—Number of Vessels carrying Grain from Fort William and Port Arthur, during season of navigation, April 17 to December 12, 1906. (Page 792.)
- TABLE No. 60.—Revenue accrued for years ended June 30, 1904, 1905, 1906 and nine months to March 31, 1907, from Inspection of Staples or General Inspection Branch. (Page 793.)
- TABLE No. 61.—Fees chargeable under Statute for Inspection of Staple Articles under the General Inspection and Grain Inspection Acts. (Page 793.)

## BOUNTIES.

- TABLE No. 62.—Statement showing Bounties paid on Pig Iron, Puddled Iron Bars, Steel, Manufactures of Steel, Lead, Manila Fibre and Crude Petroleum, 1895 to 1907. (Page 796.)
- TABLE No. 63.—Statement showing Total Bounties paid by Commodities, in 1907. (Page 796.)
- TABLE No. 64.—Statement showing Bounties paid by Companies on Pig Iron, Puddled Iron Bars, Steel, Ingots and Manufactures of Steel in 1907. (Page 797.)
- TABLE No. 65.—Statement showing Bounty paid, by Companies on Manila Fibre used in the Manufacture of Binder Twine, 1907. (Page 798.)
- TABLE No. 66.—Statement showing the Rates of Bounties payable under Statute upon Various Articles, 1907, 1908, 1909 and 1910. (Page 799.)

## MISCELLANEOUS TABLES.

- TABLE No. 67.—Quantity of Excise Goods manufactured and Entered for Consumption, also Revenue accrued thereon, and other Excise Revenue accrued, 1903 to 1907, and Quantity remaining in warehouse at the end of the years named. (Page 800.)
- TABLE No. 68.—Transactions under the Chinese Immigration Act, 1907. (Page 802.)
- TABLE No. 69.—List of Canadian Trade Commissioners and Commercial Agents with Location and Date of Appointment (Page 803.)
- TABLE No. 70.—Statement of Trade and Commerce Expenditure, 1907. (Page 804.)





## REPORT OF THE DEPUTY MINISTER.

The Right Honourable SIR RICHARD J. CARTWRIGHT, G.C.M.G.,  
Minister of Trade and Commerce,  
Ottawa.

SIR, --As in the previous year it has been found advisable to divide the report into two parts—Part I., Canadian Trade, and Part II., Trade of Foreign Countries.

As regards figures in Part I., they cover for the fiscal year only nine months, from July 1, 1906, to March 31, 1907, instead of twelve months to June 30 in all former reports and all previous years.

This change in the termination of the fiscal year rather interferes with the sequence of comparisons as heretofore shown in the statements of imports and exports since confederation ; but statement No. 5, page xxii, has been prepared, which shows the trade for twelve months to March 31, 1907, compared with the same periods for several preceding years.

The trade figures for the past year show a continuance of the annual increases which have prevailed for several years, a record of unprecedented progress in the onward march of the country.

The total imports and exports during the nine months covered by this report was \$465,063,204 as compared with \$550,872,645 during the previous year of twelve months, or \$399,797,020 during the corresponding nine months of the previous year ; or again the total trade during the twelve months to June 30, 1907 (unrevised figures), was \$617,964,952 as compared with \$550,872,645 as above.

As each industry has contributed its full share to the general advance, it does not seem necessary to quote figures but to refer direct to the numerous statements and compilations comprised in the report, which show for themselves.

Unrevised advance statement No. 4, page xx, of imports entered for consumption and exports for twelve months to the end of September, 1905, 1906 and 1907, is appended, and shows the continual rapid expansion of the trade of the country.

The report of the Superintendent of the Trade Commissioner Service also herewith demonstrates the utility of that branch of the service.

All respectfully submitted,

W. G. PARMELEE,  
*Deputy Minister.*

October 22, 1907.



## REPORT OF SUPERINTENDENT OF TRADE COMMISSIONER SERVICE.

OTTAWA, November 1, 1907.

W. G. PARMELEE, Esq., I.S.O.,  
Deputy Minister,  
Department of Trade and Commerce,  
Ottawa.

SIR,—I have the honour to present herewith the Fourth Annual Report of the Canadian Trade Commissioner Service heretofore known as the Canadian Commercial Agency Service.

The change in the name of the service was made necessary by reason of the fact that the term 'Agent' signifies that the person so designated has something to buy or something to sell. This seriously militated against the usefulness of Canada's foreign trade officers; in fact, private firms frequently use the term 'Commercial Agent,' and it was also found that some commercial houses dealing largely in Canadian trade advertise themselves as 'Canadian Commercial Agents.'

In future those officials who heretofore have been known as 'Canadian Commercial Agents,' but whose whole time has been devoted to the interests of Canada are to be known as 'Trade Commissioners.' All others who may be in business for themselves will retain the title of 'Canadian Commercial Agents.'

## WEEKLY REPORT.

The usual Weekly Report, containing the reports of the various Canadian Trade Commissioners and Commercial Agents and other information of importance, has been published regularly. There are now 2,400 copies sent out every week. This number does not include those sent to the members of the Senate and the House of Commons. Care is taken that this report is sent only to those who ask for it, and in that way the circulation is more judicious, and the expense that would be entailed in a larger edition is avoided.

## TRADE INQUIRIES

The importance of the trade inquiries as published every week in the Weekly Report is evidenced by the fact that frequently addresses of various inquirers are requested by telegraph, and a great many firms have also instituted the system of inclosing in their letters stamped envelopes to be addressed by the department to the foreign inquirers. The total number of addresses of the trade inquiries mailed to interested persons in Canada has continued to show an increase, which is the greatest testimony as to their value.

## TRADE INQUIRIES RECEIVED.

Statement showing the number of trade inquiries received from Canadian Trade Commissioners and Commercial Agents and other sources at the Department of Trade and Commerce, and published in Departmental reports during the calendar years 1898 to 1906, inclusive, and from January 1, 1907, to October 31, 1907 (10 months.)

Year.	No.	Monthly Average.
1898.	19	1.58
1899.	167	13.91
1900.	390	32.50
1901.	319	26.58
1902.	330	27.50
1903.	476	39.16
1904.	566	47.16
1905.	819	68.25
1906.	1,664	138.66
1907. (Ten months only)	1,509	150.90



7-8 EDWARD VII., A. 1908

## TRADE INQUIRY ADDRESSES FURNISHED.

Statement showing the number of addresses to trade inquiries furnished upon application to readers of Trade and Commerce reports for the same period as above.

Year.	—	No.	Monthly Average.
1898..	(Quarterly Report published).....		
1899..	(Monthly Report published).....	5	
1900..	" " " ".....	90	7.5
1901..	" " " ".....	79	6.58
1902..	" " " ".....	134	11.16
1903..	" " " ".....	151	12.58
1904..	(Weekly Report published).....	1,164	97.00
1905..	" " " ".....	2,985	248.75
1906..	" " " ".....	8,960	746.65
1907..	" " " " (10 months only).....	7,865	786.50

The reason for the above statements showing that apparently more addresses were furnished correspondents than were received since the Weekly Report was first published in 1904, is the fact that some of the same addresses are furnished to many interested applicants.

These statements only contain those inquiries which have been published, and interested firms found directly through the medium of departmental reports. The inquiries received and replied to in the ordinary correspondence of the Department are not included in the above statement.

## SOURCE OF THE TRADE INQUIRIES.

It may be of interest to know the offices whence the Trade Inquiries emanated. The following table therefore is appended, which shows the number of Trade Inquiries received at the Department from January 1, 1907, to October 31, last.

J. B. Jackson, Canadian Trade Commissioner, Leeds, Eng.....	574
High Commissioner London, Eng.....	237
City Trade Branch, London, Eng.....	154
P. B. MacNamara, Canadian Trade Commissioner, Manchester, Eng..	153
P. B. Ball, Canadian Trade Commissioner, Birmingham, Eng.....	140
A. W. Donly, Canadian Trade Commissioner, Mexico.....	61
Miscellaneous.....	57
John Chesley, Canadian Trade Commissioner, South Africa..	47
Chambre de Commerce Francaise, Montreal.....	38
E. D. Arnaud, Canadian Trade Commissioner, Newfoundland.....	21
Alex. Maclean " " Japan.....	15
W. A. MacKinnon " " Bristol, Eng. ....	10
D. H. Ross " " Melbourne.....	2
J. S. Larke " " Sydney, Australia..	0
A. F. A. Poindron " " Paris, France.....	0

## DISTRIBUTION OF TRADE CIRCULARS.

In the last Annual Report reference was made to an innovation contemplated in the distribution of trade circulars in Newfoundland and Mexico, with a view, if possible, to increase trade inquiries from those countries. The circular in Mexico of course was printed in Spanish. In both countries referred to the distribution began shortly after

## SESSIONAL PAPER No. 10

January 1, 1907. During the Calendar year 1906 we received only 7 inquiries from Mexico and none from Newfoundland.

Up to September 30 last of the present year we have received 61 inquiries from Mexico and 23 from Newfoundland. During this period these 61 inquiries from Mexico have been inquired for 328 times by various Canadian firms and others interested. Those from Newfoundland were sent out 49 times. This was the direct result of the trade circulars and shows their far reaching possibilities.

## CORRESPONDENCE.

The correspondence of the Trade Commissioner Service abroad has increased to a very considerable extent. Apart from the letters received and despatched by this department on account of the Trade Commissioners Service, the total number of letters received and despatched from the offices of the various Trade Commissioners and Commercial Agents for the calendar year 1905, was 24,016, while for 1906 it was 33,898. Up to September 30 of this year the total was 23,769.

## VISIT OF MR. A. W. DONLY.

Following the policy laid down by the Department, Mr. A. W. Donly, Canadian Trade Commissioner in Mexico, was recalled to Canada during the past summer for the purpose of visiting Boards of Trade and the commercial centres of the Dominion. Mr. Donly's return to Canada at this time was thought to be especially opportune in view of the fact that two direct services are now plying between Canada and the Mexican Republic.

Mr. Donly addressed many meetings and called personally upon many Canadian manufacturers from Halifax to Vancouver. Everywhere he met with encouragement, and some of the larger exporters promised to go themselves or send their representatives next winter to Mexico for the purpose of studying that market.

## COMPLAINTS.

It is a pleasure to be able to state that few complaints reached this Department during the past year. They were, however, of a somewhat general nature, while some were more in the way of suggestions for improvement. The following—with pages in the Weekly Report—were the only cases referred to in the reports of the Trade Commissioners and Commercial Agents:—

'Ineffective labelling,' page 49; 'Cheese arriving in unsatisfactory manner,' page 96; 'Damaged butter and cheese,' page 103; 'Alleged bad packing,' page 104; 'Alleged salmon frauds,' page 140; 'Lack of attention to details,' page 220; 'Cheese shipped in green condition,' page 469; 'Slow delivery of goods,' page 581.

Of course it is not possible in a nation's trade to be free from complaints of various kinds. The Consular Agents of every country in the world are continually lecturing their countrymen upon this subject. In some instances their strictures are very severe. The cases, however, which have been brought to the attention of this Department have not been of a very serious nature.

## LISTS OF CANADIAN EXPORTERS.

Five hundred copies of the 1907 edition of a well known list of Canadian exporters, which it is claimed is the most complete list of the kind ever published, were distributed all over the world through the Canadian Trade Commissioners and Commercial Agents and with the able assistance of British Consuls. The value of this publication has been commented upon very highly, and the demand was much greater than the supply.

7-8 EDWARD VII., A. 1908

## TARIFFS OF PRINCIPAL COUNTRIES.

A Report containing the Tariffs of the Principal Countries of the World was published and distributed to those in receipt of the Weekly Report. Such a publication, however, was found to be scarcely practicable in view of the fact that the time required in compiling such a mass of details and the printing of it was such that before it could be distributed some of the Tariffs are very likely changed. In this instance the publication referred to was received at the Department only a few days after the Australian Government announced their new tariff.

## ADVANCE INFORMATION.

Not infrequently the information published in the Weekly Report upon important trade subjects has been in advance of the same information published in the commercial reports of other countries. This is especially commendable upon the part of the Canadian Trade Commissioners and Commercial Agents in view of the fact that there are so few Canadian Trade officials as compared with the Consular and trade services of other countries.

## AGENCY CHANGES.

The Department regrets to record the death of Mr. G. Eustace Burke, who since 1892 has been a Canadian Commercial Agent in Kingston, Jamaica.

Mr. E. A. H. Haggart who has for years been identified with Canadian Trade in the West India Islands has been appointed in Mr. Burke's stead.

I have the honour to be, Sir, your obedient servant,

F. C. T. O'HARA,  
Superintendent

SESSIONAL PAPER No. 10

No. 3.—STATISTICAL RECORD OF THE PROGRESS OF CANADA.

YEARS.	CURRENCY AND BANKING.							
	To June 30.							
	Chartered Banks.	Circulation.		Deposits.				Totals.
	Capital paid up.	Notes issued by Chartered Banks.	Dominion Notes.	Chartered Banks.	Post Office Savings Banks.	Government Savings Banks, except P.O.	Special Savings Banks.	
	\$	\$	\$	\$	\$	\$	\$	\$
1871. . .	36,415,210	18,339,893	7,367,340	57,787,922	2,497,260	2,072,037	5,766,712	68,123,931
1876. . .	67,199,051	20,288,158	11,533,891	65,177,128	2,740,952	4,303,166	6,519,229	78,740,475
1881. . .	59,384,987	26,102,368	14,538,965	83,666,189	6,208,227	9,628,445	7,685,888	107,188,699
1886. . .	61,841,335	29,200,627	16,297,453	101,181,744	17,159,372	20,014,442	9,177,132	147,532,690
1891. . .	60,742,366	31,379,886	16,176,317	142,633,216	21,738,648	17,661,378	10,982,232	193,015,474
1896. . .	62,198,413	30,336,844	20,372,215	183,769,992	28,932,930	17,866,389	14,459,833	245,029,144
1901. . .	67,095,718	49,119,479	27,671,452	315,775,426	39,950,813	16,101,146	19,125,097	390,952,482
1902. . .	69,548,308	53,953,043	32,780,387	344,949,901	42,320,209	16,117,779	20,360,888	423,748,777
1903. . .	76,660,301	58,865,845	39,006,199	378,937,458	44,255,327	16,515,802	21,241,993	460,950,580
1904. . .	79,193,028	60,098,480	41,574,783	423,874,030	45,419,706	16,738,743	23,063,143	509,095,622
1905. . .	82,199,900	61,587,560	47,334,221	468,571,648	45,368,320	16,649,135	25,050,965	555,640,068
1906. . .	91,074,505	69,366,505	49,941,427	536,769,519	45,736,488	16,174,134	27,399,194	626,079,335
1907. . .	96,362,130	75,510,402	58,316,532	589,459,889	46,832,611	14,911,071	28,520,547	679,724,118

YEARS.	CURRENCY AND BANKING—Con.							
	Chartered Banks.							
	To June 30.			To December 31.	Years ended December 31.			
	Discounts to the People.	Assets.	Liabilities.	Clearing Houses.	Clearings at	1902.	1906.	
	\$	\$	\$	\$		\$	\$	
1871. . .	86,121,888	121,014,395	77,486,706	.....	Montreal. . .	1,089,976,730	1,535,103,348	
1876. . .	131,579,195	184,421,514	101,686,717	.....	Toronto. . .	809,078,559	1,220,487,089	
1881. . .	134,113,252	198,967,278	125,063,546	.....	Winnipeg. . .	188,370,003	500,565,192	
1886. . .	162,908,287	228,422,353	147,547,682	.....	Ottawa. . .	97,480,243	135,167,994	
1891. . .	202,692,481	269,491,153	188,337,504	.....	Vancouver. .	54,223,969	131,127,096	
1896. . .	224,507,301	316,122,706	228,338,219	1,028,997,242	Quebec. . .	70,707,896	92,420,297	
1901. . .	318,240,549	523,304,110	417,320,761	1,871,061,725	Halifax. . .	88,532,252	91,035,327	
1902. . .	348,690,611	581,876,985	465,103,425	2,538,583,771	Hamilton. . .	45,970,217	77,991,081	
1903. . .	406,184,733	641,985,372	508,049,963	2,689,823,345	St. John. . .	42,465,684	59,772,456	
1904. . .	452,134,220	694,303,415	554,445,911	2,735,744,235	London. . .	23,097,539	57,517,584	
1905. . .	480,906,634	757,988,531	609,989,375	3,336,602,230	Victoria. . .	28,680,679	45,608,002	
1906. . .	559,338,229	861,602,330	698,714,302	4,000,787,077	Calgary. . .	.....	36,864,251	
1907. . .	639,970,696	958,342,255	781,075,593	.....	Edmonton. . .	.....	17,127,360	



7-8 EDWARD VII., A. 1908

No. 3.—STATISTICAL RECORD OF THE PROGRESS OF CANADA.—*Con.*

YEARS.	FAILURES—COMMERCIAL.			INSURANCE.				
	To December 31.			To December 31.				
	Number.	Assets.	Liabilities	Fire.		Life.		
				Premiums Received.	Amount in Force.	Policies in Force.	Premiums Received.	Amount in Force.
		\$	\$	\$	\$	No.	\$	\$
1871....	726	.....	6,454,525	2,321,716	228,453,784	.....	1,852,974	45,825,935
1876....	1,728	.....	25,517,991	3,708,006	404,608,180	.....	2,803,310	84,250,918
1881....	635	.....	5,751,207	3,827,116	462,210,968	62,857	3,094,689	103,290,932
1886....	1,256	.....	8,861,609	4,932,335	586,773,022	104,024	5,195,720	171,315,696
1891....	1,889	.....	17,100,649	6,168,716	759,602,191	170,602	8,417,702	261,475,229
1896....	2,118	12,656,837	17,169,683	7,075,850	845,574,352	261,198	10,602,666	327,800,499
1901....	1,341	7,636,823	10,811,671	9,650,348	1,038,687,619	484,060	15,189,854	463,769,034
1902....	1,101	7,772,418	10,934,777	10,577,084	1,075,263,168	541,493	17,077,560	508,812,305
1903....	978	4,872,422	7,552,724	11,384,762	1,140,453,716	603,823	18,240,265	548,443,000
1904....	1,246	8,555,875	11,394,117	13,163,882	1,215,013,931	656,892	19,969,324	587,880,790
1905....	1,347	6,822,005	9,854,659	14,285,671	1,318,146,495	718,081	22,080,717	630,334,240
1906....	1,184	6,449,052	9,085,773	14,687,963	1,443,902,244	767,690	22,364,456	656,261,100

LOAN COMPANIES AND BUILDING SOCIETIES.								
YEARS.	To December 31.							
	Assets.			Liabilities.				
	Loans.	Property.	Totals.	Capital paid up.	Deposits.	Debentures payable.	Other.	Totals.
	\$	\$	\$	\$	\$	\$	\$	\$
1871....	.....	.....	8,392,464	4,877,070	2,399,136	.....	.....	8,392,958
1876....	23,258,681	1,238,326	24,497,007	11,695,772	6,126,377	2,314,419	4,360,439	24,497,007
1881....	64,498,542	9,408,096	73,906,638	25,845,639	13,460,268	23,154,234	9,504,876	71,965,017
1886....	88,094,260	9,922,732	98,016,992	31,874,858	16,226,581	38,905,843	11,367,936	98,375,218
1891....	110,082,219	14,958,927	125,041,146	34,658,749	18,482,959	54,898,094	15,875,902	123,915,704
1896....	119,536,757	24,350,620	143,887,377	42,038,794	19,404,879	56,505,383	25,347,228	143,296,284
1901....	125,887,911	32,635,396	158,523,307	50,383,101	20,756,910	51,763,636	35,620,260	158,523,307
1902....	130,921,549	31,610,144	162,531,693	51,685,596	21,068,742	52,848,429	36,928,926	162,531,693
1903....	134,295,247	33,004,500	167,299,747	51,033,233	19,958,640	54,272,808	42,035,066	167,299,747
1904....	140,701,629	36,183,383	176,885,012	51,317,181	21,353,315	55,190,339	49,024,177	176,885,012
1905....	160,370,957	47,710,270	208,081,227	52,046,424	22,270,481	64,980,678	68,783,644	208,081,227
1906....	170,122,424	61,954,023	232,076,447	53,465,734	23,046,194	68,390,540	87,173,979	232,076,447

SESSIONAL PAPER No. 10

No. 3.—STATISTICAL RECORD OF THE PROGRESS OF CANADA—*Con.*

YEARS.	POST OFFICE STATISTICS.				RAILWAYS AND CANALS.			
	To June 30.				Canals.			
					Season of Navigation.			
	Money Orders Issued.		Letters sent.	Post Cards sent.	Canadian.		American.	
	No.	\$	No.	No.	No.	Tonnage.	No.	Tonnage.
1871....	120,521	4,546,434	27,050,000					
1876....	238,668	6,866,618	41,800,000	4,646,000				
1881....	358,238	7,725,212	48,170,000	9,640,000				
1886....	529,458	10,231,189	71,000,000	15,109,000	19,844	2,945,613	4,147	667,953
1891....	855,619	12,478,178	97,975,000	20,300,000	19,246	3,135,454	3,602	838,116
1896....	1,131,152	13,081,861	116,028,000	24,794,800	23,042	4,039,113	7,716	5,033,869
1901....	1,151,024	17,956,258	191,650,000	26,842,000	20,860	3,980,264	5,634	2,482,274
1902....	1,446,129	23,549,402	213,628,000	26,343,000	22,198	4,485,695	6,433	4,086,439
1903....	1,668,705	26,868,202	235,791,000	26,646,000	23,767	5,212,832	6,695	4,236,475
1904....	1,869,233	29,652,811	259,190,000	27,178,000	21,851	4,772,100	6,253	3,655,905
1905....	1,924,130	32,349,475	285,541,000	29,941,000	23,726	5,191,191	7,085	5,096,241
1906....	2,178,549	37,355,673	323,644,000	33,674,000	25,498	5,526,321	7,319	5,685,315
1907*....	1,845,278	32,160,098	273,071,000	28,270,000				

RAILWAYS AND CANALS—*Con.*

YEARS.	Canals— <i>Con.</i>				Railways—Steam.			
	Season of Navigation.				To June 30.			
	Vessels through— <i>Con.</i>		Passengers carried.	Freight carried.	Miles in operation.	Passengers carried.	Freight carried.	Gross earnings.
	Totals.							
	No.	Tonnage.	No.	Tons.	No.	No.	Tons.	\$
1871.....		4,658,227		3,955,620	2,695			14,485,648
1876.....					5,218	5,544,814	6,331,757	19,358,085
1881.....		4,208,098		2,853,230	7,331	6,943,671	12,065,323	27,987,509
1886.....	23,991	3,613,566	78,762	2,969,093	11,793	9,861,024	15,670,460	33,389,382
1891.....	22,848	3,973,570	146,336	2,902,526	13,838	13,222,568	21,753,021	48,192,099
1896.....	30,758	9,072,982	166,000	7,991,073	16,270	13,059,023	24,248,294	50,374,295
1901.....	26,494	6,462,538	190,428	5,665,259	18,140	18,385,722	36,999,371	72,898,749
1902.....	28,631	8,572,134	188,086	7,513,197	18,714	20,679,974	42,376,527	83,666,503
1903.....	30,462	9,449,307	236,823	9,203,817	18,988	22,148,742	47,373,417	98,064,527
1904.....	28,104	8,428,005	219,137	8,256,236	19,431	23,640,765	48,097,519	100,219,436
1905.....	30,811	10,287,432	233,545	9,371,744	20,487	25,288,723	50,893,957	106,467,199
1906.....	32,817	11,211,636	256,500	10,523,185	21,353	27,989,782	57,966,713	125,322,865

\*9 Months ending March 31.

## SUMMARY OF THE TRADE OF CANADA.

No. 4.—UNREVISED STATEMENT showing the Value of the Imports for Consumption with Duty Collected thereon, the Exports and Aggregate Trade, together with the Imports from and Exports to, Great Britain, Other British, United States, and Other Foreign for Canada during the months of September, 1906 and 1907, and the Twelve Months ending September, 1905, 1906 and 1907.

	MONTH OF SEPTEMBER.		TWELVE MONTHS ENDING SEPTEMBER.		
	1906.	1907.	1905.	1906.	1907.
<i>Imports for Consumption.</i>	\$	\$	\$	\$	\$
Dutiable goods.....	17,323,749	18,791,024	154,022,026	179,514,893	221,465,700
Free goods.....	9,896,917	9,606,454	101,235,859	116,844,650	140,994,207
Total imports (mdse.).....	27,220,666	28,397,478	255,257,885	296,359,543	362,459,907
Coin and bullion.....	1,075,948	349,912	9,060,730	6,131,547	9,104,007
Total imports.....	28,296,614	28,747,390	264,318,615	302,491,090	371,563,914
Duty collected.....	4,680,268	5,082,731	42,614,519	48,041,753	58,661,656
<i>Exports.</i>					
Domestic produce—					
The mine.....	3,152,608	3,326,859	29,934,960	35,916,630	38,404,556
The fisheries.....	806,631	1,036,478	11,314,593	15,645,326	13,669,107
The forest.....	5,373,829	5,979,198	33,324,305	41,949,516	45,286,786
Animal produce.....	7,625,185	7,041,316	63,663,636	69,670,292	60,642,736
Agricultural products.....	2,549,638	5,551,366	27,590,082	56,577,958	58,909,086
Manufactures.....	1,788,766	2,760,446	21,433,040	24,887,350	27,164,227
Miscellaneous.....	41,258	7,923	54,813	149,319	104,424
Totals, domestic.....	21,337,915	25,703,586	187,315,429	244,796,391	244,180,922
Foreign produce.....	2,644,498	1,619,391	11,067,231	13,938,375	13,191,059
Total exports (mdse.).....	23,982,413	27,322,977	198,382,660	258,734,766	257,371,981
Coin and bullion.....	94,881	703,175	1,652,352	12,477,661	15,801,896
Total exports.....	24,077,294	28,026,152	200,035,012	271,212,427	273,173,877
Aggregate trade.....	52,373,908	56,773,542	464,353,627	573,703,517	644,737,791
<i>Imports by Countries.</i>					
Great Britain. { Dutiable.....	5,085,176	6,145,859	46,290,806	55,088,093	71,021,550
{ Free.....	1,472,107	1,851,695	15,252,160	17,768,817	25,057,202
Other British. { Dutiable.....	814,461	827,873	8,877,375	8,167,893	9,183,422
{ Free.....	446,060	394,122	4,659,018	5,945,603	6,110,761
United States. { Dutiable.....	9,455,807	9,333,979	79,321,800	94,117,345	115,052,085
{ Free.....	8,242,518	7,640,150	83,162,787	90,324,631	107,987,931
Other Foreign. { Dutiable.....	1,968,305	2,483,313	19,532,045	22,141,562	26,208,643
{ Free.....	812,180	670,359	7,222,624	8,937,146	10,942,320
Totals. { Dutiable.....	17,323,749	18,791,024	154,022,026	179,514,893	221,465,700
{ Free.....	10,972,865	9,956,366	110,296,589	122,976,197	150,098,214
{ Total.....	28,296,614	28,747,390	264,318,615	302,491,090	371,563,914

## SESSIONAL PAPER No. 10

No. 4.—UNREVISED STATEMENT showing the Value of the Imports for Consumption with Duty Collected thereon, &c.—*Concluded.*

		MONTH OF SEPTEMBER.		TWELVE MONTHS ENDING SEPTEMBER.		
		1906.	1907.	1905.	1906.	1907.
<i>Exports by Countries.</i>		£	£	£	£	£
Great Britain.	{ Home produce.....	12,027,176	13,600,026	94,691,899	134,209,357	126,805,985
	{ Foreign produce.....	1,550,156	299,354	5,487,551	7,442,161	6,553,857
Other British.	{ Home produce.....	725,244	1,695,427	11,050,245	10,907,868	12,213,980
	{ Foreign produce.....	13,424	20,163	438,972	247,279	234,389
United States.	{ Home produce.....	7,394,602	9,069,762	70,221,319	85,193,530	89,981,440
	{ Foreign produce.....	542,330	1,927,888	6,531,925	17,076,883	21,545,982
Other Foreign	{ Home produce.....	1,190,893	1,338,371	11,351,966	14,485,636	15,179,517
	{ Foreign produce.....	633,469	75,161	261,135	1,649,713	658,727
Totals..	{ Home produce.....	21,337,915	25,703,586	187,315,429	244,796,391	244,180,922
	{ Foreign produce.....	2,739,379	2,322,566	12,719,583	26,416,036	28,992,955
	{ Total.....	24,077,294	28,026,152	200,035,012	271,212,427	273,173,877



## SUMMARY OF THE TRADE OF CANADA.

No. 5.—UNREVISED STATEMENT showing the Values of the Imports (entered for Consumption) and the Exports of Canada, together with the Total Trade and Duty Collected during the *months* and *twelve months* ending March, and the *twelve months* ending September, 1898 to 1907.

YEARS.	IMPORTS—ENTERED FOR CONSUMPTION.					EXPORTS.					Total Trade.	Duty Collected.	YEARS.
	Merchandise.			Coin and Bullion.	Total Imports.	• Merchandise.			Coin and Bullion.	Total Exports.			
	Dutiable.	Free.	Totals.			Home Produce.	Foreign Produce.	Totals.					
1898	8,491,893	3,726,094	12,217,987	152,157	12,370,144	6,636,433	136,902	6,773,335	923,403	7,696,738	20,066,882	2,435,823	1898
1899	8,082,176	4,287,806	12,369,982	42,282	12,412,264	7,734,443	312,996	8,047,439	132,008	8,179,447	20,591,711	2,324,579	1899
1900	9,512,266	4,954,677	14,466,943	115,318	14,582,261	9,510,690	131,871	9,642,561	1,171,947	10,814,508	25,396,769	2,634,848	1900
1901	9,636,145	4,889,422	14,525,567	61,352	14,586,919	8,982,004	380,160	9,362,164	161,110	9,523,274	24,110,133	2,668,152	1901
1902	11,176,808	5,844,662	17,021,470	107,112	17,128,582	9,346,652	143,627	9,490,279	41,456	9,531,735	26,660,317	3,073,437	1902
1903	12,416,721	7,430,826	19,847,547	62,269	19,909,816	10,336,141	227,347	10,563,488	114,172	10,677,660	30,587,476	3,212,279	1903
1904	12,741,297	8,021,177	20,762,474	98,096	20,860,570	10,464,804	318,568	10,783,432	36,130	10,819,562	31,680,132	3,524,716	1904
1905	13,386,391	9,086,801	22,473,192	116,231	22,589,423	11,166,110	1,095,469	12,261,579	23,552	12,285,131	34,874,554	3,648,127	1905
1906	15,469,098	9,419,710	24,888,808	114,945	25,003,753	13,164,475	300,890	13,465,365	122,221	13,587,586	38,591,339	4,200,562	1906
1907	21,944,669	14,037,871	35,982,540	859,536	36,842,076	14,760,273	543,963	15,304,236	825,769	16,130,005	52,972,081	5,911,820	1907

MONTH OF MARCH, 1898 TO 1907.													
1898	8,491,893	3,726,094	12,217,987	152,157	12,370,144	6,636,433	136,902	6,773,335	923,403	7,696,738	20,066,882	2,435,823	1898
1899	8,082,176	4,287,806	12,369,982	42,282	12,412,264	7,734,443	312,996	8,047,439	132,008	8,179,447	20,591,711	2,324,579	1899
1900	9,512,266	4,954,677	14,466,943	115,318	14,582,261	9,510,690	131,871	9,642,561	1,171,947	10,814,508	25,396,769	2,634,848	1900
1901	9,636,145	4,889,422	14,525,567	61,352	14,586,919	8,982,004	380,160	9,362,164	161,110	9,523,274	24,110,133	2,668,152	1901
1902	11,176,808	5,844,662	17,021,470	107,112	17,128,582	9,346,652	143,627	9,490,279	41,456	9,531,735	26,660,317	3,073,437	1902
1903	12,416,721	7,430,826	19,847,547	62,269	19,909,816	10,336,141	227,347	10,563,488	114,172	10,677,660	30,587,476	3,212,279	1903
1904	12,741,297	8,021,177	20,762,474	98,096	20,860,570	10,464,804	318,568	10,783,432	36,130	10,819,562	31,680,132	3,524,716	1904
1905	13,386,391	9,086,801	22,473,192	116,231	22,589,423	11,166,110	1,095,469	12,261,579	23,552	12,285,131	34,874,554	3,648,127	1905
1906	15,469,098	9,419,710	24,888,808	114,945	25,003,753	13,164,475	300,890	13,465,365	122,221	13,587,586	38,591,339	4,200,562	1906
1907	21,944,669	14,037,871	35,982,540	859,536	36,842,076	14,760,273	543,963	15,304,236	825,769	16,130,005	52,972,081	5,911,820	1907

MONTH OF MARCH, 1898 TO 1907.

## SESSIONAL PAPER No. 10

## TWELVE MONTHS ENDING MARCH, 1898 TO 1907.

1898	71,628,591	46,476,896	118,105,187	3,228,972	121,334,159	143,894,115	13,500,297	157,391,322	4,379,735	161,774,057	283,108,216	21,025,527	1898
1899	82,780,865	59,132,720	141,913,585	5,350,735	147,264,320	131,371,954	18,978,899	150,350,763	3,907,183	154,257,946	301,522,266	23,696,029	1899
1900	101,780,237	66,515,755	168,326,992	6,533,369	174,890,361	147,700,102	15,085,511	162,785,613	8,398,913	171,184,526	346,074,887	28,422,962	1900
1901	103,184,956	68,784,670	171,969,626	5,663,546	177,633,172	168,858,809	16,083,485	184,942,294	2,463,930	186,995,224	364,629,396	28,382,564	1901
1902	113,503,119	75,905,514	189,408,663	4,879,304	194,287,967	186,316,718	14,985,487	201,302,205	2,498,227	203,800,432	398,088,399	31,161,798	1902
1903	130,100,454	81,087,063	211,187,517	5,309,867	216,497,384	213,893,623	11,502,275	225,395,928	515,809	225,911,737	442,449,121	35,316,647	1903
1904	147,974,048	96,920,156	214,894,204	8,815,704	253,709,908	207,045,066	13,089,812	229,134,878	624,501	229,759,379	474,469,287	40,324,134	1904
1905	149,075,778	98,252,288	217,328,066	13,881,863	261,209,929	188,203,192	9,218,291	197,421,483	2,674,565	200,096,048	461,305,977	41,730,282	1905
1906	166,742,670	107,802,313	274,544,983	5,783,727	280,328,710	222,396,533	11,451,647	233,848,180	6,275,466	240,123,616	529,452,356	45,129,009	1906
1907	200,901,500	129,868,781	339,770,281	9,601,464	340,374,745	239,634,767	14,524,286	254,159,053	18,047,533	272,206,606	612,581,351	53,006,546	1907

## TWELVE MONTHS ENDING SEPTEMBER, 1898 TO 1907.

1898	80,478,467	55,125,021	135,603,488	5,126,931	140,730,419	134,100,704	15,530,966	149,631,670	4,753,292	154,384,962	295,115,381	23,221,828	1898
1899	89,463,592	60,499,293	149,962,885	5,586,836	155,519,721	139,745,491	17,562,935	157,308,426	4,238,603	161,547,029	317,096,750	25,746,949	1899
1900	107,509,684	69,180,431	176,690,118	5,456,946	182,127,064	161,847,900	13,413,076	175,260,976	8,927,189	184,188,165	366,315,229	28,974,957	1900
1901	105,380,720	71,595,856	176,976,576	4,137,162	181,113,738	174,489,175	18,429,664	192,918,839	1,588,408	194,507,247	375,620,985	29,470,553	1901
1902	122,629,092	77,719,274	200,339,366	5,175,165	205,514,531	203,379,153	11,625,885	215,065,038	1,635,065	216,640,043	422,154,574	33,534,157	1902
1903	143,202,256	95,244,640	238,446,896	10,730,498	249,177,394	218,387,973	12,958,307	231,346,280	535,661	231,881,941	481,659,355	38,805,013	1903
1904	147,731,151	92,988,483	240,719,637	9,427,328	250,146,965	193,099,651	9,615,857	202,715,518	2,774,754	205,490,272	455,637,237	40,853,859	1904
1905	154,422,026	101,255,859	255,257,885	9,060,730	264,318,615	187,315,429	11,007,231	198,382,660	1,652,352	200,035,012	461,353,627	42,614,519	1905
1906	179,514,893	116,844,650	296,359,543	6,131,547	302,491,080	244,796,391	13,938,375	258,734,766	12,477,661	271,212,427	573,703,517	48,041,753	1906
1907	221,465,700	140,994,207	362,459,907	9,101,007	371,563,914	244,180,922	13,191,059	257,371,381	15,801,896	273,173,877	644,737,791	58,661,696	1907

## SUMMARY OF THE EXPORTS, BY CLASSES, OF CANADA.

No. 6.—UNREVISED STATEMENT showing, by Classes, the Values of the Exports of Canada during the *twelve months* ending March 1898 to 1907.

YEARS.	The Mine.	The Fisheries.	The Forest.	Animal Produce.	Agricultural Products.	Manu- factures.	Mis- cellaneous.	Totals.	Coin and Bullion.	Grand Total.	YEARS.
	\$	%	%	%	%	%	\$	%	%	\$	%
HOME PRODUCE.											
1898	14,494,024	10,489,768	31,134,016	44,740,826	32,439,456	10,470,749	25,276	143,894,115	869,746	144,763,861	1898
1899	12,496,257	9,856,458	26,648,860	46,261,203	25,007,409	10,905,389	196,378	131,371,954	1,046,489	132,418,443	1899
1900	12,920,695	11,050,996	30,533,155	53,749,342	26,001,140	13,128,131	316,643	147,700,102	1,478,666	149,178,768	1900
1901	33,134,453	11,064,309	28,536,758	55,455,223	25,239,965	15,253,867	114,234	168,858,809	523,043	169,381,852	1901
1902	37,538,747	13,732,984	31,245,860	56,944,412	29,414,546	17,408,646	31,523	186,316,718	185,426	186,502,144	1902
1903	33,300,583	11,613,281	35,830,548	68,431,673	44,365,033	20,276,620	75,915	213,893,653	.....	213,893,653	1903
1904	32,668,023	11,106,791	34,212,792	66,964,057	42,650,813	20,306,931	35,659	207,045,066	.....	207,045,066	1904
1905	30,479,014	10,377,122	31,640,729	61,877,051	32,306,367	20,737,595	125,314	188,203,192	.....	188,203,192	1905
1906	31,540,769	15,231,334	36,481,927	66,851,961	45,884,662	23,331,030	75,450	222,396,533	.....	222,396,533	1906
1907	36,146,146	13,786,437	45,823,172	67,877,104	49,544,327	26,279,049	178,538	239,634,767	.....	239,634,767	1907

## SESSIONAL PAPER No. 10

## FOREIGN PRODUCE.

1898.....	206,150	131,837	488,533	1,926,670	9,375,926	873,627	497,864	13,500,207	3,509,989	17,010,196	1898
1899.....	231,493	29,881	96,157	1,233,836	15,645,621	1,245,485	496,336	18,978,809	2,860,694	21,839,503	1899
1900.....	183,883	63,834	283,269	1,162,644	11,887,294	1,206,042	348,495	15,085,511	6,920,247	22,005,758	1900
1901.....	162,883	12,071	277,297	2,103,573	11,640,820	1,591,092	295,749	16,083,485	1,530,887	17,614,372	1901
1902.....	160,008	39,203	15,958	824,742	11,449,218	2,232,237	264,121	14,985,487	2,312,801	17,298,288	1902
1903.....	164,806	23,565	21,315	656,861	7,579,405	2,323,499	732,824	11,502,275	515,809	12,018,084	1903
1904.....	200,869	19,021	291,667	491,632	9,151,238	2,399,723	535,062	13,089,812	624,501	13,714,313	1904
1905.....	229,240	16,242	120,059	681,978	3,178,582	3,383,041	1,609,119	9,218,291	2,674,565	11,892,856	1905
1906.....	220,279	33,922	87,091	728,417	6,289,043	3,034,281	1,058,614	11,451,647	6,275,466	17,727,113	1906
1907.....	244,619	41,797	193,828	782,876	8,782,996	3,335,387	1,142,783	14,524,286	18,047,553	32,571,839	1907

## TOTAL EXPORTS.

1898.....	14,700,174	10,021,665	31,622,549	46,667,496	41,814,982	11,344,376	623,140	157,394,322	4,379,735	161,774,057	1898
1899.....	12,727,750	9,836,339	26,745,017	47,495,039	40,653,030	12,150,874	692,714	150,350,763	3,907,183	154,257,946	1899
1900.....	13,104,573	11,114,839	30,816,424	54,911,986	37,838,434	14,334,223	665,138	162,785,613	8,398,913	171,184,526	1900
1901.....	33,297,336	11,076,380	28,814,055	57,558,796	36,910,785	16,844,959	409,983	184,912,294	2,653,930	186,496,224	1901
1902.....	37,698,755	13,772,187	31,261,818	57,769,154	40,863,764	19,640,883	295,644	201,362,205	2,408,227	203,800,432	1902
1903.....	33,465,389	11,636,846	35,851,863	69,088,534	51,944,438	22,600,119	808,739	225,395,928	515,809	225,911,737	1903
1904.....	32,808,892	11,126,412	34,504,459	66,555,689	51,802,051	22,706,654	570,721	220,134,878	624,501	220,759,379	1904
1905.....	30,708,254	10,993,364	31,760,788	62,559,029	35,484,949	24,180,636	1,734,463	197,421,483	2,674,565	200,096,048	1905
1906.....	34,761,018	15,265,256	36,568,418	67,580,378	52,173,705	26,365,311	1,134,064	233,818,180	6,275,466	240,123,646	1906
1907.....	36,390,759	13,828,234	46,017,000	68,659,980	58,327,323	29,614,436	1,321,321	254,159,053	18,047,553	272,206,606	1907



## TRADE OF CANADA BY COUNTRIES.

No. 7.—UNREVISED STATEMENT showing, by Countries, the Values of the Imports (entered for Consumption) into, and Exports from Canada during the *months* of March, 1906 and 1907, and the *twelve months* ending March, 1905, 1906 and 1907.

COUNTRIES.	MONTH OF MARCH.				TWELVE MONTHS ENDING MARCH.											
	1906.		1907.		1905.				1906.				1907.			
	Imports.	Exports.	Imports.	Exports.	Imports.	Exports.	Imports.	Exports.	Imports.	Exports.	Imports.	Exports.	Imports.	Exports.	Imports.	Exports.
<i>British Empire.</i>																
Great Britain.....	6,388,449	5,518,643	8,837,224	5,425,534	59,002,173	101,738,282	67,139,969	125,538,499	83,229,256	134,469,420						
Bermuda.....		43,633		41,092		443,935		401,159		357,106						
British Africa.....	44,273	134,291	13,383	111,783	46,869	1,704,204	67,807	1,934,084	230,289	1,487,424						
British Australasia—																
Australia.....	70,422	83,754	72,655	326,881	147,735	2,395,644	211,896	2,010,055	252,375	2,471,706						
New Zealand.....	1,254	62,619	13,519	113,798	20,207	564,828	294,556	635,754	219,646	873,007						
British East Indies.....	237,532	5,202	492,779	733	2,756,072	15,660	2,932,567	30,186	3,982,279	24,739						
"    Guiana.....	159,402	64,204	382,359	57,084	2,157,859	451,801	2,877,505	510,387	3,403,817	527,462						
"    West Indies.....	465,240	242,945	198,770	261,147	5,299,915	2,460,183	5,471,949	2,203,259	4,825,861	2,552,199						
Fiji.....	19,784	4,960	77,624	11,254	80,596	43,377	694,735	62,126	163,668	54,141						
Hong Kong.....	16,696		16,340	32,904	126,450	267,222	139,893	84,318	164,734	93,375						
Newfoundland.....	21,048	136,061	72,462	181,256	940,922	3,374,919	1,701,835	3,211,191	1,725,019	3,053,655						
Other British Colonies.....	151	1,932	125	176	4,287	39,358	2,088	53,520	4,634	41,747						
Totals.....	7,444,251	6,298,184	10,183,180	6,563,642	70,583,085	113,499,413	81,534,800	136,674,538	98,261,578	146,008,641						
<i>Foreign Countries.</i>																
Argentine Republic.....	165,478	92,948	60,226	100,461	622,002	1,464,250	1,314,557	1,735,380	1,974,152	2,430,277						
Austria-Hungary.....	47,157	6	90,565		713,392	872	726,100	5,391	1,069,387	27,512						
Belgium.....	126,810	77,062	106,215	153,980	1,744,304	1,298,241	2,594,267	1,635,839	2,291,356	2,447,357						
Brazil.....	16,312	40,436	28,293	67,961	389,909	410,675	399,008	668,224	433,900	837,429						
Central American States.....	25,148	3,871	8,032	5,231	45,844	41,888	180,798	54,836	118,523	100,462						
China.....	33,069	100,322	64,551	67,239	541,190	607,292	542,361	1,095,095	573,523	640,408						
Chile.....	49,278	31,329	28,112	33,694	101,951	192,995	127,676	192,995	174,390	331,685						
Cuba.....	52,718	85,506	47,825	110,271	354,487	819,689	420,350	1,194,787	559,691	1,276,620						
Denmark.....	3,161	6,264	7,572	12,760	14,876	207,911	23,867	144,604	33,804	127,432						



## SESSIONAL PAPER No. 10

Dutch E. Indies .....	1,615	58,566	63,558	118,327	652,259	210	934,228	599	497,640	480
France .....	770,357		1,174,963		7,012,336	1,445,583	7,388,605	1,890,072	8,647,511	1,991,225
French W. Indies .....						87,064	20	16,662	330	9,621
Germany .....		86,427	801,845	110,613	6,688,208	967,943	6,813,714	1,890,128	7,242,365	1,463,018
Greece .....	614,312	500	21,987		230,087	5,234	276,363	1,165	347,070	311
Holland .....	51,487	54,483	74,344	46,378	967,241	636,589	1,071,249	718,039	1,325,079	1,005,653
Italy .....	44,223	9,320	53,694	9,844	647,879	251,453	487,081	206,202	628,773	389,844
Japan .....	97,436	44,369	213,231	90,086	1,876,039	447,747	1,690,945	428,365	1,373,351	673,712
Mexico .....	12,099	24,791	126,846	130,601	39,596	116,248	143,283	233,337	636,880	400,950
Norway and Sweden .....	8,109	14,281	8,416	15,422	150,992	359,580	152,227	181,607	291,625	344,425
Peru .....	7,519	200	1,980	1,555	142,127	58,462	216,397	6,442	31,464	104,230
Porto Rico .....	9,039	10,496	3	66,750	269,316	391,081	280,160	458,632	231,180	580,577
Portugal .....	9,251	1,719	10,931		101,872	128,121	113,261	103,588	168,659	170,432
Russia .....	6,513	15,035	21,302	50,841	224,512	236,406	245,255	187,824	288,611	292,899
Spain .....	44,073	1,706	55,034	3,108	731,606	94,569	913,618	53,392	1,032,292	51,761
Switzerland .....	232,941	2,792	237,937	431	1,054,773	2,710	2,064,025	11,676	2,019,068	29,643
United States .....	15,057,692	6,487,224	23,194,448	8,323,376	164,352,319	75,673,622	108,930,149	89,027,436	208,721,001	109,772,944
Other Foreign Countries .....	62,532	39,969	97,006	47,434	357,167	605,606	726,342	703,241	863,748	687,838
Totals .....	17,559,502	7,289,402	26,658,896	9,566,363	190,626,844	86,596,635	198,793,910	103,449,108	242,113,167	126,197,965
Grand totals .....	25,003,753	13,587,586	36,842,076	16,130,005	261,209,929	200,096,048	280,328,710	240,123,646	340,374,745	272,206,606
	38,591,339		52,972,081		461,305,977		520,452,356		612,581,351	

7-8 EDWARD VII., A. 1908

## PRINCIPAL IMPORTS

No. 8.—UNREVISED STATEMENT showing, by Principal Countries, the Value of Imported  
 twelve months ending

ARTICLES IMPORTED.		IMPORTS INTO CANADA—			
		From Great Britain.			From
		1905.	1906.	1907.	1905.
		\$	\$	\$	\$
Ale, beer and porter. . . . .	Dut. . .	130,538	156,063	196,369	174,104
Animals, living. . . . .	Free. . .	2,932	1,035	1,669	1,128,350
Articles ex-warehoused for ships' stores. . . . .	" . . .	410,136	315,422	840,410	417,200
Articles for the use of the army and navy. . . . .	" . . .	35,169	28,390	35,344	398,882
Articles for the use of the Dominion Government, &c. . . . .	" . . .	7,612	8,090	1,019	8,649
Asphaltum or asphalt. . . . .	" . . .	786,182	713,571	1,303,285	874,934
Baking powder . . . . .	Dut. . .	214	1,372	47	99,877
Books, periodicals and other printed matter. . . . .	Free. . .	288,892	313,547	357,417	1,166,524
Breadstuffs. . . . .	Dut. . .	238,099	244,514	250,694	477,518
Bricks, tiles, clays and mfrs. of. . . . .	Free. . .	234,546	297,147	273,266	1,601,879
Bristles. . . . .	Dut. . .	20,533	29,502	21,658	4,458,229
Broom corn. . . . .	Free. . .	205,412	198,859	206,794	306,300
Brooms and brushes. . . . .	Dut. . .	33,884	62,666	53,910	318,070
Buttons and materials for same. . . . .	Free. . .	117	30,765	34,877	45,690
Candles . . . . .	Dut. . .	25,626	48,547	56,164	164,252
Carpets and squares, mats, &c. . . . .	Free. . .	49,972	512	540	129,282
Carriages, carts, wagons, &c. . . . .	Dut. . .	37	13,757	12,903	165,261
Cement . . . . .	Free. . .	15,584	298,849	449,557	2,285
Clocks . . . . .	Dut. . .	246,903	81,269	202,357	59,461
Coal, coke and coal dust. . . . .	Free. . .	26,117	216,554	319,495	27,810
Cocoa beans, nibs, paste chocolate and other preparations of cocoa. . . . .	Dut. . .	150,553	11,837	15,426	1,729,806
Coffee, all kinds, and extracts and imitations of, including chicory. . . . .	Free. . .	12,760	57,111	117,722	883,965
Collars and cuffs . . . . .	Dut. . .	173,624	130,069	210,609	245,556
Combs . . . . .	Free. . .	89,608	228,196	268,908	8,094,287
Cordage, rope and twine. . . . .	Dut. . .	221,457	34,302	45,244	12,365,063
Cotton and mfrs. of. . . . .	Free. . .	40,877	18,808	18,591	222,728
Curtains. . . . .	Dut. . .	111,295	107,705	119,687	84,524
Drugs, dyes, chemicals and medicines. . . . .	Free. . .	44,664	52,549	47,121	136,445
Earthenware, china and granite ware. . . . .	Dut. . .	72,647	81,110	107,513	82,764
Electric apparatus. . . . .	Free. . .	120,957	181,715	159,075	76,876
Embroideries, n.o.p. . . . .	Dut. . .	16,050	22,133	101,054	111,035
Fancy articles . . . . .	Free. . .	5,978,190	6,184,486	8,363,046	1,622,919
Fertilizers. . . . .	Dut. . .	348,903	411,635	370,685	1,853,512
Fisheries, articles for the use of. . . . .	Free. . .	403,348	415,025	472,125	6,169,775
Fish . . . . .	Dut. . .	725,866	708,704	1,078,421	62,667
Flax, hemp, jute and mfrs. of. . . . .	Free. . .	891,964	870,773	1,294,794	951,972
Fruits . . . . .	Dut. . .	966,879	937,187	1,160,683	2,506,147
Furs and skins and mfrs. of. . . . .	Free. . .	28,749	83,724	91,944	244,449
Glass and mfrs. of. . . . .	Dut. . .	111	11	11	2,593,519
	Free. . .	19,827	21,547	46,403	8,471
	Dut. . .	1,388,307	1,418,929	1,509,746	11,619
	Free. . .	8,626	6,311	6,578	318,976
	Dut. . .	2,089	4,073	4,609	538,587
	Free. . .	35,503	23,125	29,586	123,221
	Dut. . .	326,107	292,128	334,294	26,047
	Free. . .	73,102	81,897	104,478	408,352
	Dut. . .	2,129,540	2,366,616	2,773,216	536,390
	Free. . .	1,189,186	1,470,278	1,519,164	828
	Dut. . .	247,889	342,158	358,438	97,614
	Free. . .	125	1,414	95,862	490,506
	Dut. . .	385,781	543,827	524,441	2,285,207
	Free. . .	288,745	380,811	327,666	1,018,337
	Dut. . .	498,545	641,513	917,091	303,911
	Free. . .	237	3,344	1,101	1,660,559
					598,854

## SESSIONAL PAPER No. 10

## INTO CANADA.

Goods entered for Consumption into Canada (both Dutiable and Free) during the March, 1905 to 1907.

TWELVE MONTHS ENDING MARCH, 1905 TO 1907.

United States.		From Other Countries.			Totals.		
1906.	1907.	1905.	1906.	1907.	1905.	1906.	1907.
\$	\$	\$	\$	\$	\$	\$	\$
209,466	352,340	4,868	10,371	9,335	309,510	375,900	558,044
975,570	1,503,754	1,319	327	994	1,132,601	976,932	1,506,417
400,098	620,153	21,319	30,503	26,633	848,655	746,023	1,487,196
435,898	486,435	7,890	9,106	11,379	441,941	473,394	533,158
1,191	1,196	301	335	328	16,562	9,616	2,543
858,529	449,189	115,640	158,916	108,074	1,776,756	1,731,016	1,860,548
169,496	310,278	6,188	850	146	106,065	171,718	310,471
132,750	125,218			27	122,162	132,765	123,307
1,354,873	1,489,181	81,601	70,592	91,144	1,537,017	1,739,012	1,937,742
607,209	673,040	87,115	83,215	89,858	802,732	934,938	1,013,592
1,694,990	1,481,221	520,792	498,787	592,086	2,357,217	2,490,924	2,346,573
6,120,560	6,316,712	3,810	432	111,443	4,462,039	6,121,061	6,449,813
413,518	462,122	635	1,192	2,134	327,518	444,242	552,807
556,655	508,958	4,987	248		528,469	755,762	715,752
44,859	47,963	8,278	8,439	21,928	87,852	113,964	123,601
197,453	215,070				164,369	197,453	215,070
138,578	177,330	132,986	121,189	126,600	287,894	290,532	338,807
142,994	170,166	121,042	101,417	97,917	336,275	292,958	324,247
3,495	4,659	4,717	2,461	5,831	7,039	6,468	11,030
72,285	62,885	1,148	814	1,014	76,193	86,856	76,802
35,233	32,981	79,689	65,482	76,734	354,402	399,564	559,272
1,867,570	2,269,861	68,787	146,342	160,708	1,824,710	2,095,181	2,632,926
785,187	412,297	129,746	117,347	66,538	1,164,264	1,119,088	798,330
254,164	284,532	53,899	54,351	55,947	312,215	320,352	353,905
8,812,574	10,459,128	1,022	110	471	8,268,933	8,869,795	10,577,321
13,023,008	13,419,746	26			12,454,697	13,153,077	13,630,355
236,112	291,021	65,341	96,486	131,265	509,526	560,794	691,194
86,456	194,434	68,110	83,109	69,172	193,511	203,867	308,850
123,499	127,347	609	6,569	12,395	147,721	148,876	158,333
		444,320	533,541	673,313	553,615	641,246	793,000
80,768	79,103	50,181	55,777	58,456	177,609	189,094	184,680
87,483	126,908	48,111	52,564	68,710	197,634	221,157	303,131
134,151	144,424	3,372	3,609	2,408	235,384	319,475	305,907
1,640,258	2,371,064	2,576		138	1,641,545	1,662,391	2,472,256
2,040,568	2,373,320	667,578	822,005	1,323,175	8,499,280	9,047,059	12,059,541
8,028,791	8,673,571	77,357	53,890	54,906	6,596,035	8,494,316	9,099,162
67,835	80,833	120,966	113,050	113,767	586,981	595,910	666,725
962,542	1,132,091	401,245	511,076	594,539	2,079,083	2,182,322	2,715,051
3,067,786	3,984,447	568,498	669,400	773,186	3,966,609	4,607,959	6,052,427
288,276	269,986	433,323	417,901	488,357	1,644,651	1,643,364	1,919,026
3,401,965	3,148,222	66,279	34,975	34,334	2,688,547	3,520,664	3,274,500
67,615	92,857	611		379	8,471	68,337	93,236
7,583	12,225	42,512	46,382	52,372	73,958	75,512	111,000
562,506	575,372	1,094,190	1,236,262	1,337,784	3,001,473	3,217,697	3,422,902
132,010	217,760	16	547	1,859	147,229	138,868	226,197
91,306	119,345	3,498	5,757	6,812	128,808	101,136	130,766
23,320	20,688	9	9	4	61,559	46,454	50,278
409,533	448,171	30,305	22,886	20,807	764,764	724,547	803,272
571,140	625,555	99,352	117,575	134,496	708,844	770,612	864,529
209	896	645,589	1,092,253	965,841	646,417	1,092,462	966,737
110,034	140,201	246,603	369,805	859,599	2,473,757	2,846,455	3,773,016
466,287	359,197	86,690	227,075	372,426	1,766,382	2,163,640	2,250,787
2,765,617	3,206,071	1,368,400	1,499,954	1,868,872	3,901,496	4,607,729	5,433,381
1,224,595	1,973,448	22,554	46,416	240,078	1,041,016	1,272,425	2,303,388
394,083	266,356	487,602	596,621	578,605	1,177,294	1,444,331	1,369,402
2,033,349	2,392,283	773,352	1,034,142	955,002	2,724,656	3,448,302	3,674,951
636,194	778,701	885,310	1,061,532	1,342,161	1,982,709	2,339,259	3,087,953
77	420	2,118	4,485	5,597	2,355	7,906	7,088

7-8 EDWARD VII., A. 1908

## PRINCIPAL IMPORTS

No. 8.—UNREVISED STATEMENT, showing, by Principal Countries, the Value of

ARTICLES IMPORTED.		IMPORTS INTO CANADA—			
		From Great Britain.			From
		1905.	1906.	1907.	1905.
		\$	\$	\$	\$
Gloves and mitts. . . . .	Dut. . .	377,604	419,281	580,333	124,615
Glue and mucilage . . . . .	{ Dut. . .	36,093	52,232	70,300	88,732
	{ Free . . .				1,218
Grasses, fibres and mfrs. of . . . . .	{ Dut. . .	495	615	505	29,272
	{ Free . . .	197,410	292,450	255,799	494,045
Grease . . . . .	{ Dut. . .	82	1,186	582	35,248
	{ Free . . .	5,583	6,519	21,511	298,605
Gunpowder and other explosives. . . . .	Dut. . .	250,254	338,557	523,660	227,093
Gutta percha, India rubber and mfrs. of . . . . .	{ " . . .	208,572	102,277	116,285	631,041
	{ Free . . .	26,217	1,788	3,854	2,684,662
Hair . . . . .	{ Dut. . .	11,750	13,084	16,841	13,366
	{ Free . . .	27,697	18,558	48,734	52,096
Hats, caps, bonnets and materials for same. . . . .	{ Dut. . .	989,566	1,075,313	1,348,404	1,144,468
	{ Free . . .	81,976	129,727	112,934	177,981
Hides and skins other than fur. . . . .	" . . .	1,329,193	1,987,422	1,789,729	2,260,412
Hops . . . . .	Dut. . .	40,101	46,875	42,996	166,171
Ink . . . . .	" . . .	26,963	25,517	26,736	129,197
Jewellery . . . . .	" . . .	93,211	83,643	148,952	673,020
Junk, old and oakum. . . . .	Free . . .	26,586	32,950	27,015	18,829
Leather and mfrs. of . . . . .	Dut. . .	413,311	442,520	885,850	2,053,390
Marble and mfrs. of . . . . .	" . . .	1,179	6,307	6,700	122,566
METALS :—					
Brass and mfrs. of . . . . .	{ Dut. . .	89,215	98,367	142,901	601,741
	{ Free . . .	85,603	122,437	209,286	611,155
Copper and mfrs. of . . . . .	{ Dut. . .	11,526	11,304	9,959	98,125
	{ Free . . .	20,531	40,173	109,942	1,685,862
Gold and silver and mfrs. of . . . . .	{ Dut. . .	119,204	143,075	239,354	306,349
	{ Free . . .				158
Iron and steel and mfrs. of . . . . .	{ Dut. . .	4,639,216	7,293,145	10,389,429	25,265,968
	{ Free . . .	1,496,082	828,636	1,389,508	9,760,562
Lead and mfrs. of . . . . .	{ Dut. . .	186,803	274,373	459,527	46,159
	{ Free . . .	49,546	59,533	93,813	32,498
Tin and mfrs. of . . . . .	{ Dut. . .	22,921	30,446	39,486	123,536
	{ Free . . .	1,280,281	1,630,091	2,002,286	909,763
Zinc and mfrs. of . . . . .	{ Dut. . .	963	956	481	10,148
	{ Free . . .	66,199	106,270	175,979	129,776
Other metals and mfrs. of . . . . .	{ Dut. . .	163,155	207,061	259,938	1,213,618
	{ Free . . .	72,399	156,452	203,501	1,696,745
Totals, metals and mfrs. of . . . . .	{ Dut. . .	5,233,003	8,058,727	11,541,075	27,665,644
	{ Free . . .	3,070,641	2,943,592	4,184,315	14,826,519
Mineral water . . . . .	{ Dut. . .	8,167	18,040	12,786	59,841
	{ Free . . .				518
Musical instruments. . . . .	{ Dut. . .	18,095	22,960	33,422	320,365
	{ Free . . .	2,707	7,639	8,005	34,562
Mustard . . . . .	Dut. . .	88,571	91,318	97,773	25,921
Oils . . . . .	{ " . . .	463,890	735,472	318,398	1,911,517
	{ Free . . .	67,434	91,541	101,170	734,612
Oilcloth . . . . .	Dut. . .	621,032	684,612	920,444	152,987
Optical, philosophical, photographic, &c., of . . . . .	{ " . . .	28,896	35,446	45,918	223,137
	{ Free . . .	11,205	14,258	18,605	32,095
Packages . . . . .	{ Dut. . .	338,561	421,565	705,074	1,602,967
	{ Free . . .			1,712	
Paintings, drawings, engravings, prints and building plans . . . . .	{ Dut. . .	53,688	103,080	175,318	241,469
	{ Free . . .	304,777	560,799	265,096	116,418



## SESSIONAL PAPER No. 10

INTO CANADA—*Continued.*Imported Goods entered for Consumption into Canada, &c.—*Con.*

TWELVE MONTHS ENDING MARCH, 1905 TO 1907.

United States.		From Other Countries.			Totals.		
1906.	1907.	1905.	1906.	1907.	1905.	1906.	1907.
\$	\$	\$	\$	\$	\$	\$	\$
129,443	165,219	462,066	511,973	762,188	964,285	1,060,697	1,507,740
94,731	105,535	64,812	92,216	89,154	189,637	239,179	264,989
557	341	200			1,418	557	341
39,959	49,560	17,494	21,162	21,652	47,261	61,736	71,717
638,190	812,568	5,169	25,489	301,710	696,624	956,129	1,370,077
44,068	84,503	123	107	88	35,453	45,361	85,168
350,086	541,783	9,244	11,676	5,529	313,432	348,281	568,823
239,674	291,851	2,257	852	2,799	479,694	579,083	818,310
629,946	640,748	25,528	27,383	41,556	865,141	759,606	798,589
2,824,118	3,110,898	203	2,173	17,343	2,711,082	2,828,079	3,132,095
16,565	14,015	1,377	1,267	3,868	26,493	30,916	34,724
73,958	80,905	9,850	6,811	17,546	89,643	99,307	147,185
1,112,043	1,135,380	58,326	86,164	146,312	2,192,360	2,273,520	2,650,096
203,134	207,965	70,256	87,291	54,702	330,213	420,152	375,601
1,515,966	2,079,814	1,637,053	2,641,128	3,919,111	5,226,658	6,144,516	7,788,654
113,518	101,893	33,507	44,507	29,558	239,779	204,900	174,447
127,598	132,071	3,007	5,631	6,684	159,167	158,746	165,494
654,902	853,131	98,282	94,848	149,593	864,513	833,393	1,151,076
23,033	26,261	1,657	882	4,727	47,072	56,865	58,003
2,319,499	2,852,906	93,732	76,579	70,656	2,560,433	2,838,598	3,808,812
146,338	201,563	28,999	30,786	30,607	152,744	183,431	238,870
677,853	1,034,844	38,021	42,560	45,046	728,977	818,780	1,222,791
811,429	1,122,258	10,689	13,214	34,770	707,447	947,080	1,366,314
116,624	147,753	1,402	2,425	4,789	111,053	130,353	162,451
2,584,382	3,761,986	558	2,766	12,222	1,706,951	2,627,321	3,884,150
307,013	292,605	70,309	62,826	68,393	495,862	512,914	600,352
583	270				158	583	270
26,904,404	39,009,838	1,245,413	1,262,672	1,521,847	31,150,597	35,460,221	50,921,114
5,571,910	6,330,135	313,390	249,182	348,119	11,570,034	6,649,728	8,067,762
44,144	51,431	27,385	31,672	37,525	260,347	350,189	548,483
41,688	34,398	8,057	1,293	4,037	90,101	102,514	132,248
167,327	264,543	8,427	9,993	11,173	154,884	207,766	315,202
1,189,397	1,462,308	38,799	164,452	257,399	2,228,843	2,983,940	3,721,993
10,414	15,524	607	991	647	11,718	12,361	16,652
191,052	205,029	148,053	107,544	164,406	344,028	404,866	545,414
1,374,691	1,744,642	84,861	91,888	136,124	1,461,634	1,673,640	2,140,704
2,244,556	2,681,995	355,057	578,192	785,168	2,124,201	2,979,110	3,670,664
29,602,470	42,561,180	1,476,425	1,505,027	1,825,494	34,375,072	39,166,224	55,927,749
12,634,997	15,598,379	874,603	1,116,553	1,606,121	18,771,763	16,695,142	21,388,815
68,958	84,038	86,291	78,612	107,485	154,299	165,610	204,309
1,311	2,005	10		1	528	1,311	2,006
391,962	583,518	116,832	97,406	112,947	455,292	512,328	729,887
33,466	29,639	23,889	25,433	20,128	61,158	66,538	57,772
25,579	25,861	969	637	771	115,461	117,534	124,405
1,807,600	2,151,683	94,056	108,187	113,767	2,469,463	2,651,259	2,583,848
811,910	904,768	99,694	76,392	91,534	901,740	979,843	1,097,472
161,688	266,126	4,558	1,254	1,207	778,577	847,554	1,187,777
245,771	294,121	51,251	45,176	49,949	303,284	326,393	389,999
38,656	36,949	9,085	17,259	14,979	52,385	70,173	70,533
1,721,187	1,978,120	373,440	383,865	408,004	2,364,968	2,526,617	3,091,198
	450			510			2,672
289,645	408,170	59,141	84,574	168,436	354,238	477,299	751,924
305,665	74,423	47,015	130,576	72,198	468,210	997,040	411,717



7-8 EDWARD VII., A. 1908

## PRINCIPAL IMPORTS

No. 8.—UNREVISED STATEMENT showing, by Principal Countries, the Value of

ARTICLES IMPORTED.	IMPORTS INTO CANADA—			
	From Great Britain.			From
	1905.	1906.	1907.	1905.
	\$	\$	\$	\$
Paints and colours.....	Dut... 256,407	328,075	606,339	705,272
	Free... 65,654	70,360	97,883	108,350
Paper and mfrs. of .....	Dut... 569,155	619,528	713,247	2,231,054
	Free... 47	364	278	5,186
Pencils, lead, in wood or otherwise .....	Dut... 35,565	24,654	31,586	108,881
Pens, penholders, and rulers.....	"... 37,031	41,526	38,104	111,246
Perfumery, pomades, &c .....	"... 29,520	27,571	29,011	95,113
Pickles, sauces and catsups.....	"... 205,818	226,693	262,779	115,548
Precious stones .....	"... 25,029	34,219	71,004	16,636
	Free... 311,479	461,214	549,137	111,387
	Dut... 50,331	43,829	85,999	1,327,445
	Free... 22			6,947
Provisions.....	"... 120,486	97,083	147,873	165,003
Rags.....	"... 390	190	356	51,619
Rennet.....	"... 755	2,256	8,358	258,343
Resin or rosin.....	Dut... 498,929	461,408	564,405	60,023
Ribbons.....	"... 39	101	62	55,463
Salt.....	Free... 287,537	304,407	300,307	6,001
	Dut... 17,559	27,982	93,618	348,534
Seeds.....	Free... 212,706	53,359	34,040	23,822
Settlers' effects.....	"... 1,480,850	1,699,834	2,331,920	5,576,230
Silk and mfrs. of .....	Dut... 1,914,374	2,010,585	1,971,967	267,951
	Free... 3,850	2,855	2,988	464,762
Soap.....	Dut... 41,504	41,535	53,025	302,786
	Free... 279	341	490	98
Spices.....	Dut... 143,413	118,806	145,572	79,640
	"... 1,022,177	1,042,563	1,296,173	142,848
Spirits and wines .....	Free... 122,880	105,521	121,683	225,303
	Dut... 4,224	32,282	50,418	97,352
Stone and mfrs. of .....	Free... 507,465	1,026,837	1,046,456	401,911
Sugar, molasses, &c.....	Dut... 532			7,342
	Free... 423	1,432	594	23,320
Tea.....	Dut... 767,400	987,787	1,197,785	
	Free... 114,771	126,373	160,385	129,245
Tobacco and mfrs. of .....	Dut... 1,317	1,947	2,349	2,271,739
Tobacco pipes, pipe mounts, &c .....	Free... 223,220	238,816	268,910	30,760
Turpentine, spirits of .....	Dut... 3,939	5,014	2,231	458,417
	Free... 47,583	39,033	56,368	8,488
Umbrellas, parasols, and sunshades of all kinds.....	Dut... 38,775	57,644	48,668	102,263
Varnish, lacquers, Japan driers, &c .....	Free... 34	307	111	192
Vegetables.....	Dut... 84,883	66,257	63,069	610,009
Watches.....	"... 23,308	27,440	25,674	639,501
Wood and mfrs. of .....	Dut... 97,840	107,919	133,915	2,259,478
	Free... 14,541	27,033	23,892	6,322,278
Wool and mfrs. of .....	Dut... 13,161,439	14,306,546	15,939,421	494,314
	Free... 1,115,492	1,005,780	1,066,558	229,841
All other articles, N.E.S.....	Dut... 791,728	884,627	1,031,253	2,549,149
	Free... 279,721	277,824	622,547	1,081,632
Total Imports (mdse.).....	Dutiable... 44,157,577	50,714,589	62,649,059	78,230,290
	Free... 14,840,576	16,414,707	20,414,239	72,245,604
Coin and bullion.....	Total... 58,998,153	67,129,296	83,063,298	150,475,894
	Free... 4,020	10,673	165,958	13,876,425
Total Imports.....	59,002,173	67,139,969	83,229,256	164,352,319

## SESSIONAL PAPER No. 10

INTO CANADA—*Concluded.*Imported Goods entered for Consumption into Canada, &c.—*Concluded.*

TWELVE MONTHS ENDING MARCH, 1905 TO 1907.

United States.		From Other Countries.			Totals.		
1906.	1907.	1905.	1906.	1907.	1905.	1906.	1907.
\$	\$	\$	\$	\$	\$	\$	\$
594,090	548,356	256,496	286,199	122,049	1,218,175	1,208,364	1,276,744
104,761	134,204	25,352	25,298	48,538	199,356	200,419	280,625
2,275,091	2,555,339	179,980	201,486	253,737	2,980,189	3,096,105	3,522,323
12,100	37,483	2,902	2,153	8,394	8,225	14,617	46,155
101,320	110,868	40,798	40,048	46,277	185,244	166,022	188,731
139,127	156,043	5,176	3,861	3,341	153,452	184,514	197,488
109,400	145,503	86,305	96,955	103,340	210,938	224,926	277,854
107,639	114,441	15,910	23,623	27,758	337,276	357,955	404,978
26,301	64,884	27,275	29,351	242,539	68,940	89,871	378,427
175,371	147,406	819,924	869,595	750,797	1,242,790	1,506,180	1,447,340
2,541,778	3,297,014	57,814	83,364	165,345	1,435,590	2,668,971	3,548,358
3,611	1,219	595	959	.....	4,564	4,570	1,219
203,975	229,773	30,450	36,240	43,329	315,939	337,298	425,975
46,635	39,855	23,506	22,183	32,360	75,515	69,008	72,571
335,902	376,108	520	67	.....	259,618	338,225	384,466
72,191	111,112	495,146	609,965	695,292	1,054,098	1,143,564	1,370,809
60,185	78,903	553	.....	44	56,055	60,286	79,009
10,658	14,905	41,599	43,843	44,159	335,737	358,908	359,371
436,888	595,611	29,922	22,237	47,219	396,015	487,107	736,448
774,764	4,346,792	53,693	43,663	34,810	290,221	871,786	4,415,642
5,868,399	7,593,483	111,391	248,866	198,261	7,168,471	7,817,099	10,123,664
323,039	315,838	1,980,305	2,211,944	2,030,344	4,162,630	4,545,568	4,318,149
428,759	441,930	947	15,824	52,564	469,559	447,438	497,482
348,658	440,295	74,658	78,220	106,398	418,918	468,413	599,718
657	791	.....	.....	.....	377	998	1,281
74,431	68,681	64,223	62,999	92,064	287,276	256,236	306,317
90,651	52,555	1,396,094	1,513,122	1,765,512	2,561,119	2,646,336	3,114,240
.....	.....	.....	.....	9	.....	.....	9
332,723	401,817	10,924	6,646	9,430	359,107	444,893	532,920
151,767	266,745	12,289	16,507	8,186	113,865	200,556	325,349
268,557	278,773	8,233,154	10,208,906	8,125,898	9,142,530	11,504,300	9,451,127
5,670	5,798	247,447	734,035	813,366	255,321	739,705	819,164
25,972	32,184	704	39	74	24,447	27,443	32,852
.....	.....	3,046,417	2,508,483	2,743,604	3,813,817	3,196,270	3,941,449
169,931	220,221	338,145	465,875	512,820	582,161	702,179	893,426
2,772,487	3,348,695	53,458	57,871	154,896	2,326,514	2,832,305	3,505,940
37,435	40,096	154,001	165,356	137,096	407,981	441,607	446,102
515,669	524,706	.....	.....	.....	462,356	520,683	526,937
.....	.....	.....	.....	.....	.....	.....	.....
9,029	13,084	1,308	1,144	1,701	57,379	49,206	71,153
105,941	166,955	351	398	512	141,389	163,983	156,135
321	325	.....	.....	.....	226	628	436
753,160	648,140	80,695	109,721	124,681	775,587	929,138	838,890
689,389	783,043	251,503	214,245	215,774	914,312	931,074	1,027,491
2,307,432	2,553,590	159,511	195,708	218,567	2,516,829	2,611,059	2,906,072
5,981,132	7,457,208	46,447	39,927	78,630	6,383,266	6,048,092	7,559,730
628,902	554,784	1,927,216	2,008,065	2,316,680	15,582,969	16,943,513	18,810,885
417,640	306,798	513,467	613,244	303,199	1,858,800	2,936,664	1,676,553
2,978,158	3,401,263	388,739	396,652	456,417	3,729,616	4,259,437	4,888,933
1,373,993	1,275,028	360,448	260,773	299,768	1,721,821	1,912,590	2,197,343
.....	.....	.....	.....	.....	.....	.....	.....
85,522,699	106,094,505	26,687,911	30,565,382	32,157,036	149,075,778	166,742,670	200,901,500
77,638,342	93,195,226	11,166,108	13,749,264	16,259,316	98,252,288	107,802,313	129,868,781
.....	.....	.....	.....	.....	.....	.....	.....
163,161,041	199,289,731	37,854,019	44,254,646	48,417,252	247,328,066	274,544,983	330,770,281
5,769,108	9,431,870	1,418	3,946	6,636	13,881,863	5,783,727	9,604,464
.....	.....	.....	.....	.....	.....	.....	.....
168,930,149	208,721,601	37,855,437	44,258,592	48,423,888	261,209,929	280,328,710	340,374,745

7-8 EDWARD VII., A. 1908

## PRINCIPAL EXPORTS

No. 9—UNREVISED STATEMENT showing, by Principal Countries, the Value of Goods  
months ending March

NOTE.—H.P.=Home Produce; F.P.=Foreign Produce.

ARTICLES EXPORTED.		EXPORTS FROM CANADA—			
		To Great Britain.		To	
		1905.	1906.	1907.	1905.
		\$	\$	\$	\$
Animals, living.....	(H.P.)	11,763,948	11,964,013	12,311,473	1,236,979
	(F.P.)	28,640	30,225	750	312,440
Ashes.....	(H.P.)	32,425	29,574	24,260	75,524
	(F.P.)				
Books, pamphlets, maps, photographs, &c.....	(H.P.)	43,490	100,672	66,853	94,694
	(F.P.)	8,155	9,707	5,473	72,108
Breadstuffs.....	(H.P.)	16,736,490	29,826,593	36,454,903	3,240,315
	(F.P.)	2,478,956	3,257,050	4,333,589	41,966
Carriages, carts, wagons, &c.....	(H.P.)	27,551	31,063	24,671	27,278
	(F.P.)	600	14,593	13,889	60,997
Clothing and wearing apparel.....	(H.P.)	23,688	21,571	16,934	49,383
	(F.P.)	5,213	4,848	2,657	27,166
Coal, coke, charcoal and cinders.....	(H.P.)	21,571	34,179	18,579	3,643,881
	(F.P.)	25			68,119
Cordage, rope and twine.....	(H.P.)	11,342	41,708	35,294	529,215
	(F.P.)	63	1,000	232	12,036
Cotton and mfrs. of.....	(H.P.)	64,490	45,341	27,484	106,227
	(F.P.)	12,599	2,609	30,703	10,312
Drugs, dyes, chemicals and medicine.....	(H.P.)	193,425	394,076	365,869	334,461
	(F.P.)	3,329	11,369	1,582	608,912
Electric apparatus.....	(H.P.)	9,763	5,422	4,784	9,802
	(F.P.)	5,662	373	11,437	51,610
Fertilizers.....	(H.P.)		5,580	30,055	174,571
	(F.P.)				80
Fish.....	(H.P.)	2,481,276	5,312,727	2,956,446	4,401,076
	(F.P.)		1,421	129	4,378
Flax, hemp and tow.....	(H.P.)	576	19,386	13,538	279,970
	(F.P.)				
Fruits.....	(H.P.)	2,603,152	3,899,156	2,912,730	221,788
	(F.P.)	330	1,006	2,288	112,014
Furs and skins and mfrs. of.....	(H.P.)	1,427,976	1,109,930	2,225,086	766,428
	(F.P.)	9,341	13,597	4,818	56,123
Gunpowder, explosives, &c.....	(H.P.)	4,807	9,411	13,486	279,873
	(F.P.)	5,556	1,858	85	13,921
Gutta percha, India rubber, &c.....	(H.P.)	46,915	88,007	37,406	79,496
	(F.P.)	250	1,926	318	22,696
Hair.....	(H.P.)	10,524	10,491	4,444	73,136
	(F.P.)			100	14,017
Hay.....	(H.P.)	883,210	853,572	942,638	531,577
	(F.P.)		170		5,261
Hides and skins other than fur.....	(H.P.)	168,849	6,717	30,940	2,442,041
	(F.P.)			3	9,959
Leather and mfrs. of.....	(H.P.)	1,991,034	1,899,989	1,881,116	103,612
	(F.P.)	787	366	7,391	32,398
Lime.....	(H.P.)		13,440	164	67,477
	(F.P.)				
Metals.....	(H.P.)	1,922,011	2,198,399	2,435,077	25,052,990
	(F.P.)	27,864	24,365	37,992	1,053,641
Milk and cream, condensed.....	(H.P.)	263	7,935	8,274	5,131
	(F.P.)		140		12,506
Musical instruments.....	(H.P.)	200,268	158,318	179,319	42,362
	(F.P.)	1,214	1,986	263	17,042
Oilcake.....	(H.P.)	161,270	160,902	298,785	
	(F.P.)				

## SESSIONAL PAPER No. 10

## FROM CANADA.

Exported from Canada, (both Home and Foreign Produce) during the twelve 1905 to 1907.

TWELVE MONTHS ENDING MARCH, 1905 TO 1907.

United States.		To Other Countries.			Totals.		
1906.	1907.	1905.	1906.	1907.	1905.	1906	1907.
\$	\$	\$	\$	\$	\$	\$	\$
1,582,067	2,202,801	247,258	334,836	542,648	13,248,185	13,880,916	15,056,922
343,483	507,392				341,080	378,708	508,142
65,098	74,159	37	4,241	7,008	107,986	98,913	105,427
	181						181
99,108	110,783	33,365	57,134	47,332	171,459	256,914	224,968
61,651	63,928	3,046	4,215	4,314	83,309	75,573	73,715
2,555,415	2,236,319	4,859,960	4,290,373	3,821,149	24,836,765	36,672,381	42,512,371
101,076	80,180	44,448	255,707	57,099	2,565,370	5,613,833	4,470,868
77,025	66,559	189,169	176,830	274,494	243,998	284,918	365,724
116,760	206,769	12,892	11,244	19,299	74,489	142,597	239,957
26,171	38,521	83,411	52,947	58,631	156,482	100,689	114,086
20,293	15,803	323	1,415	2,949	32,702	26,556	20,809
4,095,028	4,405,886	617,409	622,332	538,847	4,282,861	4,751,539	4,963,312
126,064	132,203	2,661	3,565	2,650	70,805	129,629	134,853
287,662	307,097	40,336	73,963	75,676	580,893	403,333	418,067
5,568	232	5,930	4,551	3,179	18,029	11,119	11,358
91,615	88,579	645,422	1,362,380	672,695	816,139	1,499,336	788,749
13,565	11,929	897	343	16,115	23,808	16,517	58,807
499,513	563,525	192,124	267,302	429,683	720,010	1,160,891	1,359,077
597,424	871,439	7,264	38,076	11,370	619,445	646,869	884,391
10,910	11,892	1,677	3,222	12,180	21,242	19,554	28,856
152,450	53,068	1,566	3,578	562	58,838	156,401	65,067
234,759	205,982	7,837	35,590	14,608	182,408	275,929	250,645
3,871	1,917				80	3,871	1,917
5,025,354	4,725,304	3,829,441	4,536,012	5,748,634	10,711,793	14,874,093	13,430,384
10,447	24,439	11,580	7,924	17,229	15,958	19,792	41,797
379,224	229,647	238		284	280,784	398,604	243,469
281		1,453			1,453	281	
258,912	162,557	335,318	818,006	393,548	3,160,258	4,976,074	3,468,835
73,355	74,869	11,967	16,809	9,029	124,311	91,170	86,186
1,389,778	1,410,528	23,469	17,169	61,451	2,217,873	2,516,817	3,697,065
66,284	50,226	5,792	7,953	3,465	71,256	87,834	58,509
154,117	354,010	65,216	71,246	50,132	349,896	234,774	417,628
26,455	45,769	387	844	555	19,864	29,157	46,409
199,303	220,902	108,384	155,500	123,170	231,795	442,810	381,478
44,682	33,194	43	281	506	22,989	46,889	34,018
102,336	130,569		1,434		83,660	114,261	135,013
3,456	1,196				14,017	3,456	1,296
346,173	462,746	104,225	129,347	125,857	1,519,012	1,329,092	1,531,241
3,191	5,264				5,261	3,361	5,264
3,394,669	3,696,599	16,672	8,229	63,202	2,627,562	3,409,615	3,790,741
9,348	13,452		125	450	9,959	9,473	13,905
88,685	95,010	302,418	290,073	258,868	2,397,064	2,278,147	2,234,994
30,898	28,377	1,551	99	296	31,736	31,363	36,064
59,905	63,000	5,187	2,933	1,091	72,664	76,278	64,255
27,865,065	29,565,276	3,763,257	4,009,652	4,747,874	30,738,258	34,073,116	36,748,227
931,499	863,585	44,561	36,359	22,305	1,126,066	992,223	923,882
2,246	932	225,782	138,342	53,630	231,176	148,523	62,836
2,730	346				12,506	2,870	346
43,139	43,961	76,877	65,601	79,753	319,597	267,058	303,033
16,474	19,316	449	39	2,425	18,705	18,499	22,004
2,050	4,552	4,859	22,476	134,031	166,129	185,428	437,368
	20						20



7-8 EDWARD VII., A. 1908

## PRINCIPAL EXPORTS

No. 9.—UNREVISED STATEMENT showing, by Principal Countries, the

ARTICLES EXPORTED.		EXPORTS FROM CANADA—				
		To Great Britain.			To	
		1905.	1906.	1907.	1905.	
		£	£	£	£	
Oils.....	(H.P. 5,090 F.P. 622	74,599	146,825	55,789 6,862		
Paper.....	(H.P. 822,228 F.P. 17	1,223,725 1,676	1,115,692 93	219,164 3,914		
Provisions.....	(H.P. 42,064,451 F.P. 57,443	45,455,167 175,476	43,873,472 102,900	169,527 121,069		
Rags.....	(H.P. 82,134 F.P. ....	55,673	64,633	131,351		
Salt.....	(H.P. 15 F.P. ....		20	4,062 26,267		
Seeds.....	(H.P. 242,671 F.P. 186	319,757 120,810	334,772 2,636,891	231,068 452		
Settlers' effects.....	(H.P. 75,746 F.P. 7,734	80,482 12,490	101,835 3,471	1,152,471 95,571		
Ships.....	(H.P. .... F.P. ....			11,000 23,075		
Spirits and wines.....	(H.P. 68,585 F.P. 3,548	55,882 3,352	42,276 1,109	494,677 63,635		
Stone and mfrs. of.....	(H.P. 313 F.P. ....	72 50	3,690 159	528,141 830		
Sugar, molasses, &c.....	(H.P. 3,847 F.P. 22	4,488 927	18,384 4,806	130,717 20,780		
Tea.....	(H.P. .... F.P. 7,537		10,312	396,721		
Tobacco and mfrs. of.....	(H.P. 20,378 F.P. 8,157	19,762 2,990	19,304 8,740	19,012 528,361		
Vegetables.....	(H.P. 17,149 F.P. ....	11,172	6,078	885,362 29,090		
Wood and mfrs. of.....	(H.P. 13,199,748 F.P. 112,823	13,631,986 77,356	17,158,756 186,213	19,107,063 89,134		
Wool and mfrs. of.....	(H.P. 84,452 F.P. 18,564	19,530 19,990	69,545 42,169	337,818 6,346		
All other articles, N.E.S.....	(H.P. 499,661 F.P. 916,353	421,108 115,256	453,255 284,053	809,831 814,264		
Total Exports (mdse.)		Home Produce.....	98,016,692	119,621,724	126,729,145	68,156,340
		Foreign ".....	3,721,590	5,914,409	7,734,075	4,846,073
		Total.....	101,738,282	125,536,133	134,463,220	73,002,413
Coin and bullion.....	Foreign Produce.....		2,366	6,200	2,671,209	
Total Exports.....			101,738,282	125,538,499	134,469,420	75,673,622




## SESSIONAL PAPER No. 10

FROM CANADA—*Concluded.*Value of Goods Exported from Canada, &c.—*Concluded.*

TWELVE MONTHS ENDING MARCH, 1905 TO 1907.

United States.		To Other Countries.			Totals.		
1906.	1907.	1905.	1906.	1907.	1905.	1906.	1907.
\$	\$	\$	\$	\$	\$	\$	\$
79,823	84,985	39,103	22,427	18,249	99,982	176,849	250,059
2,720	1,525	12,338	10,952	10,844	19,822	13,672	12,369
176,869	133,275	652,985	655,340	870,014	1,694,377	2,655,934	2,118,981
5,605	13,941	15,937	9,234	1,457	19,868	16,515	15,491
180,181	134,132	750,050	644,789	627,447	42,984,028	46,280,137	44,635,051
32,155	38,163	38,027	41,431	39,012	216,539	249,062	180,075
144,538	184,475	85	247	3,172	213,570	200,458	252,280
117	1,052	.....	960	20	.....	1,077	1,072
5,080	2,120	71	1,485	1,187	4,148	6,565	3,327
21,058	9,165	17,296	17,846	16,463	43,563	38,904	25,628
781,129	373,439	165,317	348,422	103,554	639,056	1,449,308	811,765
2,953	2,081	1,769	183,893	1,458,838	2,407	307,656	4,097,810
1,436,375	1,592,479	27,761	41,390	36,864	1,255,978	1,558,247	1,731,178
97,794	116,528	424	1,915	1,235	103,729	112,199	121,234
15,760	.....	64,434	10,323	67,260	75,434	26,083	67,260
.....	44,100	.....	.....	.....	23,075	.....	44,100
734,601	1,079,126	125,508	147,668	167,533	691,770	937,651	1,288,935
85,562	113,683	4,655	4,406	3,703	71,838	93,320	118,495
654,041	688,775	8,297	6,295	20,937	536,751	661,063	713,402
555	429	41	.....	187	871	605	775
176,410	207,928	2,206	4,222	1,361	136,770	185,120	227,673
10,117	15,247	15,488	19,787	19,484	36,290	30,831	39,537
466,455	571,429	29,066	38,943	28,604	433,324	510,825	610,345
29,632	30,142	51,597	58,447	36,986	90,987	107,841	86,432
291,367	132,983	12,111	10,808	14,994	548,629	305,165	156,717
262,868	272,635	379,055	534,826	483,434	1,281,566	808,866	762,147
23,516	22,065	464	524	4,860	29,554	24,040	26,925
23,646,379	28,984,177	3,412,540	3,452,139	4,571,640	35,719,351	40,730,504	50,714,573
56,937	77,698	15,010	14,277	14,448	216,967	148,570	278,359
394,275	312,237	41,573	50,931	34,771	463,843	464,736	416,553
7,501	501	1,783	328	2,176	26,693	27,819	44,846
1,027,823	1,252,810	527,230	568,237	714,315	1,836,722	2,017,168	2,420,380
888,531	684,946	329,469	29,559	41,744	2,060,086	1,033,346	1,010,743
78,680,511	86,810,422	22,030,160	24,094,298	26,095,200	188,203,192	222,396,533	239,634,767
4,759,248	4,958,345	650,628	777,990	1,831,866	9,218,291	11,451,647	14,524,286
83,439,759	91,768,767	22,680,788	24,872,288	27,927,066	197,421,483	233,848,180	254,159,053
6,187,677	18,004,177	3,356	85,423	37,176	2,674,565	6,275,466	18,047,553
89,627,436	109,772,944	22,681,144	24,957,711	27,964,242	200,096,048	240,123,646	272,206,606



# CANADIAN TRADE

7-8 EDWARD VII., A. 1908

## No. 1.—STATEMENT of the Values of the Imports into and Exports from Canada, and with the Customs Duties collected

Fiscal Years.	IMPORTS				EXPORTS.			
	Merchandise.		Coin and Bullion.	Totals.	Merchandise.		Coin and Bullion.	Totals.
	Dutiable.	Free.			Home Produce.	Foreign Produce.		
	\$	\$	\$	\$	\$	\$	\$	\$
1868	45,250,395	23,314,102	4,895,147	73,459,644	48,504,899	4,196,821	4,866,168	57,567,888
1869	44,081,563	22,086,373	4,247,229	70,415,165	52,400,772	3,855,801	4,218,208	60,474,781
1870	48,665,547	21,813,263	4,335,529	74,814,339	59,043,590	6,527,622	8,002,278	73,573,490
1871	70,295,223	23,064,654	2,733,094	96,092,971	57,630,024	9,853,244	6,690,350	74,173,618
1872	72,157,423	36,519,355	2,753,749	111,430,527	65,831,083	12,798,182	4,010,398	82,639,663
1873	74,217,954	50,787,862	3,005,465	128,011,281	76,538,025	9,405,910	3,845,987	89,789,922
1874	77,070,460	46,919,840	4,223,282	128,213,582	76,741,997	10,614,096	1,995,835	89,351,928
1875	81,504,477	39,355,717	2,210,089	123,070,283	69,709,823	7,137,319	1,039,837	77,886,979
1876	58,794,777	32,195,458	2,220,111	93,210,346	72,491,437	7,234,961	1,240,037	80,966,435
1877	63,986,376	33,167,497	2,174,089	99,227,962	68,030,546	7,111,108	733,739	75,875,393
1878	61,700,190	30,577,871	893,726	93,081,787	67,989,800	11,164,878	168,989	79,323,667
1879	57,052,042	23,273,296	1,639,689	81,964,427	62,431,025	8,355,644	704,586	71,491,255
1880	68,895,483	15,712,457	1,881,807	86,489,747	72,899,697	13,210,006	1,771,755	87,911,458
1881	85,516,908	18,690,657	1,123,275	105,330,840	83,944,701	13,375,117	971,005	98,290,823
1882	93,339,930	24,575,827	1,503,743	119,419,500	94,137,657	7,628,453	371,093	102,137,203
1883	100,827,816	30,150,683	1,275,523	132,254,022	87,702,431	9,751,773	631,600	98,085,804
1884	88,349,492	25,839,885	2,207,666	116,397,043	79,833,098	9,389,106	2,184,292	91,406,496
1885	79,614,108	26,373,134	2,954,244	108,941,486	79,131,735	8,079,646	2,026,980	89,238,361
1886	75,536,758	25,277,246	3,610,557	104,424,561	77,756,704	7,438,079	56,531	85,251,314
1887	85,479,400	26,880,618	532,218	112,892,236	80,960,909	8,549,333	5,569	89,515,811
1888	77,784,037	30,935,121	2,175,472	110,894,630	81,382,072	8,803,394	17,534	90,203,000
1889	80,059,966	34,589,714	575,251	115,224,931	80,272,456	6,938,455	1,978,256	89,189,167
1890	86,258,633	34,516,597	1,083,011	121,858,241	85,257,586	9,051,781	2,439,782	96,749,149
1891	81,286,372	36,870,096	1,811,170	119,967,638	88,671,738	8,798,631	946,927	98,417,296
1892	81,190,844	44,396,694	1,818,530	127,406,068	99,032,466	13,121,791	1,809,118	113,963,375
1893	77,378,091	45,161,977	6,534,200	129,074,268	105,488,798	8,941,856	4,133,698	118,564,352
1894	73,341,506	46,110,362	4,023,072	123,474,940	103,851,764	11,833,805	1,839,380	117,524,949
1895	64,064,587	42,140,475	4,576,620	110,781,682	102,828,441	6,485,043	4,325,319	113,638,803
1896	74,259,940	38,525,249	5,226,319	118,011,508	109,707,805	6,606,738	4,699,309	121,013,852
1897	74,108,590	40,433,825	4,676,194	119,218,609	123,632,540	10,825,163	3,492,550	137,950,253
1898	84,141,104	51,791,105	4,390,844	140,323,053	144,548,662	14,980,883	4,623,138	164,152,683
1899	98,349,633	59,709,541	4,705,134	162,764,308	137,360,792	17,520,088	4,016,025	158,896,905
1900	112,943,896	68,381,179	8,297,438	189,622,513	168,972,301	14,265,254	8,657,168	191,894,723
1901	115,574,658	71,303,573	3,537,294	190,415,525	177,431,386	17,077,757	1,978,489	196,487,632
1902	127,955,281	78,003,472	6,311,405	212,270,158	196,019,763	13,951,101	1,669,422	211,640,286
1903	143,839,632	88,398,532	8,976,797	241,214,961	214,401,674	10,828,087	619,963	225,849,724
1904	156,108,453	95,229,037	7,874,313	259,211,803	198,414,439	12,641,239	2,465,557	213,521,235
1905	157,164,975	99,361,007	10,308,435	266,834,417	190,854,946	10,617,115	1,844,811	203,316,872
1906	176,790,332	110,417,089	7,078,603	294,286,015	235,483,956	11,173,846	9,928,828	256,586,630
1907*	154,856,659	97,412,340	7,517,008	259,786,007	180,545,306	11,541,927	13,189,964	203,277,197

\* 9 Months ended March 31.

## SESSIONAL PAPER No. 10

of Goods entered for Consumption distinguishing Merchandise from Coin and Bullion during each Fiscal Year, 1868 to 1907.

Duty Collected.	Totals, Imports and Exports.	ENTERED FOR CONSUMPTION.					Totals, Customs Duties Collected.	Fiscal Years.
		Merchandise.		Coin and Bullion.	Totals.	Duty Collected.		
		Dutiable.	Free.					
§ cts.	§	§	§	§	§	§ cts.	§ cts.	
17,985 81	131,027,532	43,655,696	23,434,463	4,895,147	71,985,306	8,801,445 82	8,819,431 63	1868
14,402 67	130,889,946	41,069,342	22,085,599	4,247,229	67,402,170	8,284,507 04	8,298,909 71	1869
37,912 28	148,387,829	45,127,422	21,774,652	4,335,529	71,237,603	9,425,028 16	9,462,940 44	1870
36,065 90	170,266,589	60,094,362	24,120,026	2,733,094	86,947,482	11,807,589 85	11,843,655 75	1871
24,809 03	194,070,190	68,276,157	36,679,210	2,753,749	107,709,116	13,020,684 47	13,045,493 50	1872
20,152 14	217,801,203	71,198,176	53,310,953	3,005,465	127,514,594	12,997,578 03	13,017,730 17	1873
14,564 90	217,565,510	76,232,530	46,948,357	4,223,282	127,404,169	14,407,317 77	14,421,882 67	1874
7,242 85	200,957,262	78,138,511	39,270,057	2,210,089	119,618,657	15,354,139 27	15,361,382 12	1875
4,500 02	174,176,781	60,238,297	32,274,810	2,220,111	94,733,218	12,828,614 46	12,833,114 48	1876
4,102 71	175,203,355	60,916,770	33,209,624	2,174,089	96,309,483	12,544,348 38	12,548,451 09	1877
4,160 95	172,405,454	59,773,039	30,622,812	803,726	91,199,577	12,791,532 22	12,795,693 17	1878
4,271 69	153,455,682	55,426,836	33,275,683	1,639,089	80,341,608	12,935,268 97	12,939,540 66	1879
8,895 83	174,401,295	54,182,967	15,717,575	1,881,807	71,782,349	14,129,953 39	14,138,849 22	1880
8,140 86	203,621,663	71,620,725	18,867,604	1,123,275	91,611,604	18,492,645 11	18,500,785 97	1881
8,809 80	221,556,703	85,757,433	25,387,751	1,503,743	112,648,927	21,700,027 63	21,708,837 43	1882
9,755 68	230,339,826	91,588,339	30,273,157	1,275,523	123,137,019	23,162,553 29	23,172,308 97	1883
8,515 42	207,803,539	80,010,498	25,962,480	2,207,666	108,180,644	20,156,447 95	20,164,963 37	1884
12,305 44	198,179,847	73,269,618	26,486,157	2,954,244	102,710,019	19,121,253 55	19,133,558 99	1885
20,726 07	189,675,875	70,658,819	25,333,318	3,610,557	99,602,694	19,427,397 63	19,448,123 70	1886
31,397 10	202,408,047	78,120,679	26,986,531	532,218	105,639,428	22,438,308 73	22,469,705 83	1887
21,772 41	201,097,630	69,645,824	31,025,804	2,175,472	102,847,100	22,187,869 12	22,209,641 53	1888
42,206 67	204,414,098	74,475,139	34,623,057	575,251	109,673,447	23,742,316 56	23,784,523 23	1889
93,674 32	218,607,390	77,106,286	34,576,287	1,083,011	112,765,584	23,921,233 75	24,014,908 07	1890
64,803 41	218,384,934	74,536,036	36,997,918	1,811,170	113,345,124	23,416,265 72	23,481,069 13	1891
108 00	241,369,443	69,160,737	45,999,676	1,818,530	116,978,943	20,550,473 53	20,550,581 53	1892
.....	247,638,620	69,873,571	45,297,259	6,534,200	121,705,030	21,161,710 93	21,161,710 93	1893
.....	240,999,889	62,779,182	46,291,729	4,023,072	113,093,983	19,379,822 32	19,379,822 32	1894
.....	224,420,485	58,557,655	42,118,236	4,576,620	105,252,511	17,887,269 47	17,887,269 47	1895
.....	239,025,360	67,239,759	38,121,402	5,226,319	110,587,480	20,219,037 32	20,219,037 32	1896
.....	257,168,862	66,220,765	40,397,062	4,676,194	111,294,021	19,891,996 77	19,891,996 77	1897
.....	304,475,736	74,625,088	51,682,074	4,390,844	130,698,006	22,157,788 49	22,157,788 49	1898
.....	321,661,213	89,433,172	59,913,287	4,705,134	154,051,593	25,734,228 75	25,734,228 75	1899
.....	381,517,236	104,346,795	68,160,083	8,297,438	180,804,316	28,889,110 13	28,889,110 13	1900
.....	386,903,157	105,969,756	71,739,938	3,537,294	181,237,988	29,106,979 89	29,106,979 89	1901
.....	423,910,444	118,657,496	77,822,694	6,311,405	202,791,595	32,425,532 31	32,425,532 31	1902
.....	467,064,685	136,796,065	88,017,654	8,976,797	233,790,516	37,110,354 59	37,110,354 59	1903
.....	472,733,038	148,909,576	94,680,443	7,874,313	251,464,332	40,954,349 14	40,954,349 14	1904
.....	470,151,289	150,928,787	100,688,332	10,308,435	261,925,554	42,024,339 92	42,024,339 92	1905
.....	550,872,645	173,046,109	110,236,095	7,078,603	290,360,807	46,671,101 18	46,671,101 18	1906
.....	465,063,204	152,065,529	97,072,345	7,517,008	257,254,882	40,290,171 70	40,290,171 70	1907*



7-8 EDWARD VII., A. 1908

## No. 2.—STATEMENT (by Classes) of the Values of the Exports

Fiscal Years.	THE MINE.			THE FISHERIES.			THE FOREST.	
	Home Produce.	Foreign Produce.	Totals.	Home Produce.	Foreign Produce.	Totals.	Home Produce.	Foreign Produce.
	\$	\$	\$	\$	\$	\$	\$	\$
1868	1,276,129	*	1,276,129	3,357,510	*	3,357,510	18,742,625	*
1869	1,941,485	*	1,941,485	3,242,710	*	3,242,710	20,423,882	*
1870	2,192,541	*	2,192,541	3,608,549	*	3,608,549	21,533,300	*
1871	2,841,124	*	2,841,124	3,994,275	*	3,994,275	23,063,223	*
1872	4,779,594	*	4,779,594	4,386,214	*	4,386,214	24,459,877	*
1873	5,853,860	*	5,853,860	4,779,277	*	4,779,277	29,298,917	*
1874	3,760,835	*	3,760,835	5,292,368	*	5,292,368	27,237,779	*
1875	3,643,398	*	3,643,398	5,380,527	*	5,380,527	25,070,410	*
1876	3,731,827	55,975	3,787,802	5,500,989	232	5,501,221	20,333,230	209,405
1877	3,644,040	54,918	3,698,958	5,874,360	.....	5,874,360	23,010,249	655,338
1878	2,816,347	53,016	2,869,363	6,853,975	75,391	6,929,366	19,511,575	543,254
1879	3,082,900	104,822	3,187,722	6,928,871	143,332	7,072,203	13,261,459	535,800
1880	2,877,351	104,262	2,981,613	6,579,656	73,691	6,653,347	16,854,507	812,186
1881	2,767,829	148,425	2,916,254	6,867,715	31,169	6,898,884	24,960,012	749,836
1882	3,013,573	127,608	3,141,181	7,682,079	15,529	7,697,608	23,991,055	971,597
1883	2,970,886	135,944	3,106,830	8,809,118	47,808	8,856,926	25,370,726	1,277,715
1884	3,247,092	195,399	3,442,491	8,591,654	17,657	8,609,341	25,811,157	1,484,926
1885	3,639,537	196,933	3,836,470	7,960,001	16,312	7,976,313	20,989,708	1,383,597
1886	3,951,147	196,140	4,147,287	6,843,388	25,645	6,869,033	21,034,611	1,530,476
1887	3,805,959	304,649	4,110,608	6,875,810	101,864	6,977,674	20,484,746	1,763,737
1888	4,110,937	228,551	4,339,488	7,793,183	77,922	7,871,105	21,302,814	1,577,477
1889	4,419,170	254,033	4,673,203	7,212,208	117,527	7,329,735	23,043,007	1,426,249
1890	4,855,757	270,374	5,126,131	8,461,906	62,602	8,524,508	26,179,136	1,110,128
1891	5,784,143	193,593	5,977,736	9,715,401	181,132	9,896,533	24,282,015	1,583,853
1892	5,906,471	236,697	6,143,168	9,675,398	268,712	9,944,110	22,281,744	1,351,931
1893	5,329,890	295,636	5,625,526	8,743,050	198,307	8,941,357	26,359,910	1,272,881
1894	5,801,009	254,885	6,055,894	11,102,692	309,589	11,412,281	26,355,448	149,308
1895	6,983,227	231,439	7,214,666	10,692,247	165,009	10,857,256	23,891,166	238,033
1896	8,059,650	342,110	8,401,760	11,077,765	105,933	11,183,698	27,175,686	149,208
1897	11,298,915	251,172	11,550,087	10,314,323	254,765	10,569,088	31,258,729	173,565
1898	14,463,256	230,793	14,694,054	10,841,661	132,316	10,973,977	26,511,539	531,533
1899	13,368,150	200,435	13,568,585	9,909,662	41,642	9,951,304	28,021,529	92,766
1900	24,580,266	198,073	24,778,339	11,169,033	55,783	11,224,866	29,663,668	290,421
1901	40,367,683	163,631	40,531,314	10,720,352	10,647	10,730,999	30,009,857	266,323
1902	34,947,574	143,654	35,091,228	14,143,294	43,776	14,187,070	32,119,429	11,484
1903	31,064,861	170,304	31,235,165	11,800,184	26,462	11,826,646	36,386,015	45,099
1904	33,626,739	202,123	33,828,862	10,759,029	14,168	10,773,197	33,091,922	276,859
1905	31,932,329	259,741	32,192,070	11,114,318	30,580	11,144,898	33,235,683	126,370
1906	35,469,631	236,399	35,706,030	16,025,840	23,554	16,049,394	38,824,170	151,373
1907 +	26,191,955	164,327	26,356,282	10,362,142	34,776	10,396,918	33,476,098	111,376

\* Not separately stated prior to 1876.

+ 9 Months ended March 31.

## SESSIONAL PAPER No. 10

of Canada during each Fiscal Year, 1868 to 1907.

ANIMALS AND THEIR PRODUCE.				AGRICULTURAL PRODUCTS.			Fiscal Years.
Totals.	Home Produce.	Foreign Produce.	Totals.	Home Produce.	Foreign Produce.	Totals.	
\$	\$	\$	\$	\$	\$	\$	
18,742,625	6,893,167	*	6,893,167	12,871,055	*	12,871,055	1868
20,423,882	8,769,407	*	8,769,407	12,182,702	*	12,182,702	1869
21,533,300	12,138,161	*	13,138,161	13,676,619	*	13,676,619	1870
23,063,223	12,608,506	*	12,608,506	9,853,924	*	9,853,924	1871
24,459,877	12,706,967	*	12,706,967	13,378,891	*	13,378,891	1872
29,298,917	14,243,017	*	14,243,017	14,995,340	*	14,995,340	1873
27,237,779	14,679,169	*	14,679,169	19,590,142	*	19,590,142	1874
25,070,410	12,709,507	*	12,709,507	17,258,358	*	17,258,358	1875
20,542,635	13,614,569	1,036,599	14,645,168	21,139,665	5,169,024	26,308,689	1876
23,665,587	14,220,617	1,140,434	15,361,051	14,689,376	4,590,350	19,279,726	1877
20,054,829	14,019,857	557,229	14,577,086	18,008,754	9,272,335	27,281,089	1878
13,797,259	14,100,604	636,789	14,737,393	19,628,461	6,342,423	25,970,887	1879
17,666,693	17,607,577	896,432	18,504,009	22,294,328	9,992,800	32,287,128	1880
25,709,848	21,360,219	1,305,391	22,665,610	21,268,327	10,925,800	31,294,127	1881
24,962,652	20,454,759	951,046	21,405,805	31,035,712	4,553,986	35,589,698	1882
26,648,441	20,284,343	881,075	21,165,418	22,818,519	6,696,514	29,515,033	1883
27,296,083	22,946,108	1,206,076	24,152,184	12,397,843	5,758,217	18,156,060	1884
22,373,305	25,337,104	1,166,890	26,503,994	14,518,293	4,602,073	19,120,366	1885
22,865,087	22,063,433	1,012,080	23,077,513	17,652,779	3,789,038	21,441,817	1886
22,248,483	24,246,937	825,602	25,072,539	18,826,235	4,892,913	23,719,148	1887
22,880,291	24,719,297	901,072	25,620,369	15,436,360	5,439,075	20,875,435	1888
24,469,256	23,894,707	799,246	24,693,953	13,414,111	3,778,038	17,192,149	1889
27,289,264	25,106,995	1,523,677	26,630,672	11,908,030	5,337,545	17,245,575	1890
25,865,868	25,967,741	1,280,525	27,248,266	13,666,858	4,634,294	18,301,152	1891
23,633,675	28,594,850	1,468,927	30,063,777	22,113,281	8,704,122	30,817,406	1892
27,632,791	31,736,499	1,039,380	32,775,879	22,049,490	5,043,705	27,093,195	1893
26,504,756	31,881,973	1,164,494	33,046,467	17,677,649	9,079,697	26,757,346	1894
24,129,199	34,387,770	1,268,624	35,656,394	15,719,128	3,273,375	18,992,503	1895
27,324,894	36,507,641	896,755	37,404,396	14,083,361	3,890,650	17,974,011	1896
31,432,294	39,245,252	1,123,008	40,368,260	17,982,646	7,711,621	25,694,267	1897
27,043,072	44,301,470	1,834,668	46,136,138	33,063,285	10,664,494	43,727,779	1898
28,114,295	46,743,130	1,281,684	48,024,814	22,952,915	14,448,999	37,401,914	1899
29,954,089	56,148,807	1,147,860	57,296,667	27,516,609	10,953,352	38,469,961	1900
30,276,180	55,495,311	803,971	56,299,282	24,781,486	13,786,566	38,568,052	1901
32,139,913	59,161,209	668,943	59,830,152	37,152,688	10,389,155	47,541,843	1902
36,431,114	69,817,542	649,077	70,466,619	44,624,321	6,918,568	51,572,889	1903
33,368,781	63,812,117	548,323	64,360,440	37,138,875	8,483,110	45,621,985	1904
33,362,053	63,337,458	643,461	63,980,919	29,994,150	4,146,259	34,140,409	1905
38,975,543	66,455,960	730,215	67,186,175	54,062,337	6,153,398	60,215,735	1906
33,587,474	55,422,499	631,119	56,053,618	35,856,616	7,274,792	43,131,408	1907

7-8 EDWARD VII., A. 1908

## No. 2.—STATEMENT (by Classes) of the Values of the Exports

Fiscal Years.	MANUFACTURES.			MISCELLANEOUS.			TOTALS.	
	Home Produce.	Foreign Produce.	Totals.	Home Produce.	Foreign Produce.	Totals.	Home Produce.	Foreign Produce.
	£	£	£	£	£	£	£	£
1868	2,100,411	+	2,100,411	302,280	+	302,280	45,543,177	4,196,821
1869	2,412,559	+	2,412,559	350,559	+	350,559	49,323,504	3,855,801
1870	2,560,370	+	2,560,370	371,652	+	371,652	56,081,192	6,527,622
1871	2,432,750	+	2,432,750	387,554	+	387,554	55,181,356	9,853,244
1872	2,716,499	+	2,716,499	515,985	+	515,985	62,944,027	12,798,182
1873	3,609,903	+	3,609,903	465,292	+	465,292	73,245,606	9,405,910
1874	2,946,655	+	2,946,655	419,800	+	419,800	73,926,748	10,614,096
1875	3,028,512	+	3,028,512	409,181	+	409,181	67,490,893	7,137,319
1876	5,148,201	619,546	5,767,747	393,368	150,180	543,548	69,861,849	7,234,961
1877	4,105,422	576,337	4,681,759	320,816	93,731	414,547	65,864,880	7,111,108
1878	4,127,755	588,021	4,715,776	401,871	75,632	477,503	65,749,134	11,164,878
1879	2,700,281	528,480	3,228,761	386,999	63,998	450,997	60,089,578	8,355,644
1880	3,242,617	1,241,594	4,484,211	640,155	119,041	759,196	70,096,191	13,240,006
1881	3,075,095	968,028	4,043,123	622,182	146,468	768,650	80,921,379	13,375,117
1882	3,329,598	934,856	4,264,454	535,935	73,831	609,766	90,042,711	7,628,453
1883	3,503,220	611,204	4,114,424	528,895	101,513	630,408	84,285,707	9,751,773
1884	3,577,535	599,611	4,177,146	560,690	127,190	687,880	77,132,079	9,389,106
1885	3,181,501	612,728	3,794,229	557,374	101,113	658,487	76,183,518	8,079,646
1886	2,824,137	482,250	3,306,387	604,011	102,450	706,461	74,975,506	7,438,079
1887	3,079,972	427,632	3,507,604	644,361	232,936	877,297	77,964,020	8,549,333
1888	4,161,282	455,671	4,616,953	773,877	123,626	897,503	78,297,750	8,803,394
1889	4,434,949	464,139	4,899,088	783,652	99,223	882,875	77,201,804	6,938,455
1890	5,741,184	646,880	6,388,064	82,506	100,575	183,081	82,335,514	9,051,781
1891	6,296,249	689,212	6,985,461	45,337	236,022	281,359	85,757,744	8,798,631
1892	7,040,988	699,867	7,740,855	71,518	391,535	463,053	95,684,253	13,121,791
1893	7,693,959	793,312	8,487,271	93,692	298,635	392,327	102,006,490	8,941,856
1894	7,692,755	643,557	8,336,312	75,327	232,275	307,602	100,586,853	11,833,805
1895	7,768,875	1,090,727	8,859,602	85,938	217,836	303,774	99,528,351	6,485,043
1896	9,365,384	857,493	10,222,877	109,265	364,589	473,854	106,378,752	6,606,738
1897	522,014	778,330	10,300,344	63,531	532,702	596,233	119,685,410	10,825,163
1898	10,678,316	1,192,535	11,870,851	61,405	394,539	455,944	139,920,932	14,980,883
1899	11,706,707	1,117,265	12,823,972	99,169	337,297	436,466	132,801,262	17,520,088
1900	14,224,287	1,287,294	15,511,581	208,070	332,471	540,541	163,510,790	14,265,254
1901	16,012,208	1,739,142	17,751,350	44,489	307,477	351,966	177,431,386	17,077,757
1902	18,462,970	2,372,438	20,835,408	32,599	321,651	354,250	196,019,763	13,951,101
1903	20,624,967	2,255,209	22,880,176	83,784	733,368	817,152	214,401,674	10,828,087
1904	19,864,049	2,575,870	22,439,919	121,708	540,786	662,494	198,414,439	12,641,239
1905	21,191,333	3,451,701	24,643,034	49,675	1,959,003	2,008,678	190,854,946	10,617,115
1906	24,561,112	3,089,166	27,650,278	84,906	789,741	874,647	235,483,956	11,173,846
1907 *	19,087,988	2,407,013	21,495,001	148,008	918,524	1,066,532	180,545,306	11,541,927

Not separately stated prior to 1876.

\* 9 Months ended March 31.

## SESSIONAL PAPER No. 10

of Canada during each Fiscal Year, 1868 to 1907—*Concluded.*

Totals.	Estimated Short Reported.	COIN AND BULLION.			GRAND TOTAL EXPORTS.			Fiscal Years.
		Home Produce.	Foreign Produce.	Totals.	Home Produce.	Foreign Produce.	Totals.	
\$	\$	\$	\$	\$	\$	\$	\$	
49,739,998	2,961,722	4,866,168	.....	4,866,168	53,371,067	4,196,821	57,567,888	1868
53,179,105	3,077,468	4,218,208	.....	4,218,208	56,618,980	3,855,801	60,474,781	1869
62,608,814	2,962,398	8,002,278	.....	8,002,278	67,045,868	6,527,622	73,573,490	1870
65,034,600	2,448,668	6,690,350	.....	6,690,350	64,320,374	9,853,244	74,173,618	1871
75,742,209	2,887,056	4,010,398	.....	4,010,398	69,841,481	12,798,182	82,639,663	1872
82,651,516	3,292,419	3,845,987	.....	3,845,987	80,384,012	9,405,910	89,789,922	1873
84,540,844	2,815,249	1,995,835	.....	1,995,835	78,737,832	10,614,096	89,351,928	1874
74,628,212	2,218,930	1,039,837	.....	1,039,837	70,749,660	7,137,319	77,886,979	1875
77,096,810	2,629,588	1,240,037	.....	1,240,037	73,731,474	7,234,961	80,966,435	1876
72,975,988	2,165,666	733,739	.....	733,739	68,030,546	7,844,847	75,875,393	1877
76,905,012	2,249,666	168,989	.....	168,989	67,989,800	11,333,867	79,323,667	1878
68,445,222	2,341,147	704,586	.....	704,586	62,431,025	9,060,230	71,491,255	1879
83,336,197	2,803,596	1,771,755	.....	1,771,755	72,899,697	15,011,761	87,911,458	1880
94,296,496	3,023,322	971,005	.....	971,005	83,944,701	14,346,122	98,290,823	1881
97,671,164	4,094,946	371,093	.....	371,093	94,137,657	7,999,546	102,137,203	1882
94,037,480	3,416,724	631,600	.....	631,600	87,702,431	10,383,373	98,085,804	1883
86,521,185	2,701,019	2,184,292	.....	2,184,292	79,833,098	11,573,398	91,406,496	1884
84,263,164	2,948,217	2,026,980	.....	2,026,980	79,131,735	10,106,626	89,238,361	1885
82,413,585	2,781,198	56,531	.....	56,531	77,756,704	7,494,610	85,251,314	1886
86,513,353	2,996,889	.....	5,569	5,569	80,963,909	8,554,902	89,518,811	1887
87,101,141	3,084,322	.....	17,534	17,534	81,352,072	8,820,928	90,203,000	1888
84,140,259	3,070,652	.....	1,978,256	1,978,256	80,272,456	8,916,711	89,189,167	1889
91,387,295	2,922,072	.....	2,439,782	2,439,782	85,257,586	11,491,563	96,749,149	1890
94,556,375	2,913,994	129,328	817,599	946,927	88,801,066	9,616,230	98,417,296	1891
105,806,044	3,348,213	306,447	1,502,671	1,809,118	99,338,913	14,624,462	113,963,375	1892
110,948,346	3,482,308	309,459	3,824,239	4,133,698	105,798,257	12,766,095	118,564,352	1893
112,420,658	3,264,911	310,006	1,529,374	1,839,380	104,161,770	13,363,179	117,524,949	1894
106,013,394	3,300,090	256,571	4,068,748	4,325,319	103,085,012	10,553,791	113,638,803	1895
112,985,490	3,329,053	207,532	4,491,777	4,699,309	109,915,337	11,095,515	121,013,852	1896
130,510,573	3,947,130	327,298	3,165,252	3,492,550	123,959,838	13,990,415	137,950,253	1897
154,901,815	4,627,730	1,045,723	3,577,415	4,623,138	145,594,385	18,558,298	164,152,683	1898
150,321,350	4,559,530	1,101,245	2,914,780	4,016,025	138,462,037	20,434,868	158,896,905	1899
177,776,044	5,461,511	1,670,068	6,987,100	8,657,168	170,642,369	21,252,354	191,894,723	1900
194,509,143	.....	.....	1,978,489	1,978,489	177,431,386	19,056,246	196,487,632	1901
209,970,864	.....	.....	1,669,422	1,669,422	196,019,763	15,620,523	211,640,286	1902
225,229,761	.....	.....	619,963	619,963	214,491,674	11,448,050	225,939,724	1903
211,055,678	.....	.....	2,465,557	2,465,557	198,414,439	15,106,796	213,521,235	1904
201,472,061	.....	.....	1,844,811	1,844,811	190,854,946	12,461,926	203,316,872	1905
246,657,802	.....	.....	9,928,828	9,928,828	235,488,956	21,102,674	256,591,630	1906
192,087,233	.....	.....	13,189,964	13,189,964	180,545,306	24,731,891	205,277,197	1907*



7-8 EDWARD VII., A. 1908

No. 3.—STATEMENT (by Classes) of the Values of the Exports of Canada (Home sent to Great Britain, the

EXPORTS, THE PRO

Fiscal Years.	THE MINE.				THE FISHERIES.			
	G.B.	U.S.	O.C.	Totals.	G.B.	U.S.	O.C.	Totals.
	\$	\$	\$	\$	\$	\$	\$	\$
1868	421,093	733,980	121,056	1,276,129	226,915	926,792	2,203,803	3,357,510
1869	735,573	1,096,536	109,376	1,941,485	236,249	1,085,611	1,920,850	3,242,710
1870	842,339	1,182,443	167,759	2,192,541	321,028	943,188	2,344,333	3,608,549
1871	705,840	2,011,831	123,453	2,841,124	348,639	897,546	2,748,090	3,994,275
1872	665,479	3,968,824	145,291	4,779,594	379,869	851,612	3,154,733	4,386,214
1873	1,013,945	4,537,005	302,910	5,853,860	483,157	1,336,398	2,959,722	4,779,277
1874	371,869	3,100,901	288,065	3,760,835	700,813	1,616,663	2,974,892	5,292,363
1875	157,014	3,214,130	272,254	3,643,398	652,870	1,644,826	3,082,831	5,380,527
1876	362,889	3,167,912	201,026	3,731,827	687,101	1,475,319	3,338,569	5,500,989
1877	1,061,201	2,413,525	169,314	3,644,040	808,330	1,317,917	3,748,113	5,874,360
1878	142,374	2,472,979	200,994	2,816,347	1,043,539	2,367,007	3,443,429	6,853,975
1879	265,305	2,636,334	181,261	3,082,900	1,494,846	1,899,190	3,534,835	6,928,871
1880	216,867	2,495,624	164,860	2,877,351	1,154,245	1,738,870	3,686,541	6,579,656
1881	253,652	2,346,529	167,648	2,767,829	1,562,802	2,241,585	3,063,328	6,867,715
1882	311,456	2,418,021	284,096	3,013,573	2,129,982	2,441,204	3,110,893	7,682,079
1883	309,794	2,332,051	329,041	2,970,886	2,337,072	3,186,218	3,255,828	8,869,118
1884	519,672	2,505,501	221,919	3,247,092	1,621,816	3,598,216	3,371,622	8,591,654
1885	485,408	2,898,518	255,611	3,639,537	1,543,614	3,560,731	2,856,256	7,960,601
1886	589,832	3,115,696	245,619	3,951,147	1,586,771	2,587,548	2,669,069	6,843,388
1887	477,722	3,085,431	242,806	3,805,959	1,704,190	2,717,509	2,454,111	6,875,810
1888	478,260	3,341,308	291,369	4,110,937	1,544,901	3,123,853	3,124,429	7,793,183
1889	422,355	3,753,351	243,464	4,419,170	1,249,928	2,839,980	3,122,300	7,212,208
1890	630,815	3,963,257	261,685	4,855,757	2,707,422	2,850,528	2,903,956	8,461,906
1891	851,794	4,600,800	331,549	5,784,143	2,747,882	3,807,786	3,159,733	9,715,401
1892	683,094	4,806,483	416,894	5,906,471	3,006,810	3,452,036	3,216,552	9,675,398
1893	244,560	4,756,280	329,050	5,329,890	2,347,076	3,503,904	2,892,070	8,743,050
1894	257,613	5,130,186	413,210	5,801,009	4,586,715	3,260,677	3,255,300	11,102,692
1895	388,407	6,271,397	323,423	6,983,227	4,143,994	3,025,171	3,523,082	10,692,247
1896	175,512	7,437,814	446,324	8,059,650	4,462,002	3,301,671	3,314,092	11,077,765
1897	354,769	10,533,581	410,565	11,298,915	4,366,081	2,998,655	2,949,587	10,314,323
1898	212,304	13,838,831	412,121	14,463,256	4,822,688	2,979,404	3,039,569	10,841,661
1899	154,151	12,683,332	530,667	13,368,150	3,610,972	3,179,751	3,118,939	9,909,662
1900	193,746	23,693,606	687,914	24,580,266	4,071,136	3,688,935	3,409,012	11,169,083
1901	877,880	38,355,930	1,133,873	40,367,683	3,113,306	4,224,948	3,382,098	10,720,352
1902	802,842	33,145,856	998,876	34,947,574	6,374,877	4,184,403	3,584,014	14,143,294
1903	597,130	29,546,605	921,126	31,064,861	3,964,793	3,760,266	4,135,125	11,860,184
1904	641,072	32,025,193	960,474	33,626,739	3,084,930	4,224,226	3,449,873	10,759,029
1905	991,874	28,764,461	2,175,994	31,932,329	2,524,495	4,593,564	3,996,259	11,114,318
1906	1,475,839	32,869,004	1,124,788	35,469,631	6,139,577	4,880,407	5,005,856	16,025,840
1907*	1,127,267	24,067,112	997,576	26,191,955	2,411,102	3,549,375	4,401,665	10,362,142

\* 9 Months ended March 31.



## SESSIONAL PAPER No. 10

Produce) during each Fiscal Year, 1868 to 1907, showing in each case the portion United States and other Countries.

## DUCE OF CANADA.

THE FOREST.				ANIMALS AND THEIR PRODUCE.				Fiscal Years.
G.B.	U.S.	O.C.	Totals.	G.B.	U.S.	O.C.	Totals.	
£	£	£	£	£	£	£	£	
9,354,244	7,842,526	1,545,855	18,742,625	2,724,017	3,794,673	374,477	6,893,167	1868
11,151,161	7,515,075	1,757,646	20,423,882	3,342,377	5,011,989	415,041	8,769,407	1869
10,600,994	8,925,122	2,007,184	21,533,300	4,345,179	7,326,764	466,218	12,138,161	1870
11,631,710	9,158,603	2,272,910	23,063,223	4,859,709	7,191,154	557,643	12,608,506	1871
12,776,984	9,215,403	2,467,490	24,459,877	6,087,792	6,103,684	515,491	12,706,967	1872
13,720,614	12,622,959	2,955,814	29,298,917	7,245,415	6,553,900	443,702	14,243,017	1873
14,928,878	9,719,946	2,588,955	27,237,779	8,559,764	5,706,366	413,039	14,679,169	1874
16,303,818	6,402,847	2,363,745	25,070,410	7,026,730	5,085,172	588,605	12,700,507	1875
14,029,090	4,793,065	1,511,075	20,333,230	7,887,627	4,896,786	830,156	13,614,569	1876
16,737,568	4,522,508	1,750,173	23,010,249	9,013,441	4,592,707	614,469	14,220,617	1877
13,271,372	4,481,053	1,759,150	19,511,575	9,060,279	4,483,106	476,472	14,019,857	1878
7,328,313	4,231,484	1,701,662	13,261,459	9,120,141	4,553,262	427,201	14,100,604	1879
8,673,336	6,532,418	1,648,753	16,854,507	11,104,223	6,016,988	486,366	17,607,577	1880
14,758,890	8,349,844	1,851,278	24,960,012	15,327,964	5,546,944	485,311	21,360,219	1881
11,349,886	10,192,933	2,448,256	23,991,055	13,365,399	6,592,068	497,292	20,454,759	1882
13,027,367	9,916,040	2,427,349	25,370,726	13,158,194	6,567,588	558,561	20,284,343	1883
13,742,663	9,883,749	2,184,745	25,811,157	16,054,004	6,367,702	524,492	22,946,108	1884
9,577,581	9,355,736	2,056,391	20,989,708	17,979,895	6,789,562	567,647	25,337,104	1885
10,899,727	8,545,406	1,589,478	21,034,611	14,814,672	6,742,789	507,972	22,065,433	1886
9,445,491	9,353,506	1,685,749	20,484,746	16,315,474	7,291,369	640,094	24,246,937	1887
8,932,177	10,622,338	1,748,299	21,302,814	16,571,072	7,595,743	552,482	24,719,297	1888
10,197,529	11,043,023	1,802,435	23,043,007	16,227,060	7,137,006	530,641	23,894,707	1889
14,098,865	10,247,640	1,832,631	26,179,136	18,578,722	5,966,474	561,799	25,106,995	1890
11,146,282	11,763,058	1,372,675	24,282,015	20,991,143	4,316,979	659,619	25,967,741	1891
9,453,768	11,472,306	1,355,670	22,281,744	24,068,081	3,935,924	590,845	28,594,850	1892
10,821,082	13,859,960	1,678,868	26,359,910	27,052,050	3,951,850	732,599	31,736,499	1893
11,475,692	13,308,196	1,571,560	26,355,448	28,986,095	2,311,104	584,774	31,881,973	1894
9,975,833	12,482,969	1,432,364	23,891,166	30,022,479	3,713,148	652,145	34,387,770	1895
12,186,806	13,528,047	1,460,833	27,175,686	32,523,071	3,341,275	643,295	36,507,641	1896
14,059,585	15,435,759	1,763,385	31,258,729	33,600,891	5,081,811	562,550	39,245,252	1897
15,638,549	9,336,252	1,536,738	26,511,539	39,737,089	4,192,943	371,438	44,301,470	1898
15,777,996	9,921,704	2,321,829	28,021,529	41,604,999	4,628,533	509,598	46,743,130	1899
15,058,036	12,805,139	1,800,493	29,663,668	49,881,630	5,326,750	940,427	56,148,807	1900
15,602,749	12,190,617	2,156,491	30,009,857	49,186,025	5,331,657	977,629	55,495,311	1901
14,154,467	15,517,528	2,447,434	32,119,429	52,687,998	5,139,262	1,333,949	59,161,209	1902
16,742,435	16,977,232	2,666,348	36,386,015	62,998,927	5,319,198	1,499,417	69,817,542	1903
14,962,927	15,009,838	3,119,157	33,091,922	57,920,010	4,217,653	1,674,454	63,812,117	1904
12,214,007	17,837,049	3,184,627	33,235,683	56,097,451	5,906,259	1,333,748	63,337,458	1905
12,498,738	23,085,049	3,240,392	38,824,170	57,758,417	7,259,329	1,438,214	66,455,960	1906
11,783,564	18,397,753	3,294,781	33,476,098	48,313,070	6,035,029	1,074,400	55,422,499	1907 *

7-8 EDWARD VII., A. 1908

No. 3.—STATEMENT (by Classes) of the Values of the Exports of Canada (Home case the portion sent to Great Britain,

EXPORTS, THE PRO

Fiscal Years.	AGRICULTURAL PRODUCTS.				MANUFACTURES.			
	G. B.	U. S.	O. C.	Totals.	G. B.	U. S.	O. C.	Totals.
	\$	\$	\$	\$	\$	\$	\$	\$
1868	4,056,340	8,136,017	678,698	12,871,055	1,107,408	682,851	310,152	2,100,411
1869	3,620,584	7,912,017	650,101	12,182,702	1,385,965	720,774	305,820	2,412,559
1870	5,377,970	7,600,330	698,319	13,676,619	1,009,044	1,086,083	465,243	2,560,370
1871	3,222,931	6,022,432	608,561	9,853,924	942,127	1,091,801	398,822	2,432,750
1872	4,440,441	8,014,160	924,290	13,378,891	799,413	1,439,062	478,024	2,716,499
1873	7,455,272	6,446,374	1,093,694	14,995,340	1,428,748	1,541,698	639,457	3,609,903
1874	9,804,375	8,743,669	1,042,098	19,590,142	1,367,944	1,134,345	444,360	2,946,655
1875	8,432,963	8,012,813	812,582	17,258,358	1,571,556	986,604	470,352	3,028,512
1876	8,394,103	11,744,615	1,000,947	21,139,665	2,965,249	1,047,211	1,135,741	5,148,201
1877	5,752,550	8,038,250	898,576	14,689,376	2,098,817	988,433	1,018,172	4,105,422
1878	10,087,329	6,977,098	944,387	18,008,754	2,224,373	983,027	920,355	4,127,755
1879	10,048,632	8,591,143	988,689	19,628,464	1,107,385	881,685	711,211	2,700,281
1880	12,641,961	8,086,795	1,565,572	22,294,328	1,386,746	1,283,342	572,529	3,242,617
1881	9,490,890	10,631,374	1,146,063	21,268,327	1,211,915	1,310,557	552,623	3,075,095
1882	11,244,152	18,189,118	1,602,442	31,035,712	1,398,147	1,339,614	591,857	3,329,598
1883	9,474,740	11,989,280	1,354,499	22,818,519	1,211,189	1,608,274	688,757	3,508,220
1884	3,990,127	7,503,111	904,605	12,397,843	1,443,630	1,265,652	868,253	3,577,535
1885	5,502,763	8,392,341	623,189	14,518,293	1,335,706	1,135,741	710,054	3,181,501
1886	7,729,264	8,752,994	1,170,521	17,652,779	1,026,861	1,207,356	589,920	2,824,137
1887	9,438,408	7,966,248	1,421,579	18,826,235	1,270,162	1,289,052	520,758	3,079,972
1888	4,292,640	10,306,278	837,442	15,436,360	1,762,894	1,632,025	766,363	4,161,282
1889	3,674,055	9,125,707	614,349	13,414,111	1,679,359	1,822,948	932,642	4,434,949
1890	3,661,826	7,519,253	726,951	11,908,030	1,816,147	2,667,282	1,257,755	5,741,184
1891	5,254,028	7,291,246	1,121,584	13,666,858	2,252,295	3,006,423	1,037,531	6,296,249
1892	15,119,780	4,573,779	2,419,725	22,113,284	2,617,472	3,006,708	1,416,808	7,040,988
1893	15,443,211	4,132,105	2,474,174	22,049,490	2,454,009	3,563,827	1,676,123	7,693,959
1894	12,431,275	2,784,520	2,461,854	17,677,649	3,129,614	2,448,607	2,123,534	7,692,755
1895	10,414,380	3,710,022	1,594,726	15,719,128	2,944,280	3,030,449	1,794,146	7,768,875
1896	9,551,316	3,232,793	1,299,252	14,083,361	3,799,266	3,531,239	2,034,879	9,365,384
1897	13,507,342	2,419,814	2,055,490	17,982,646	3,617,128	3,213,677	2,691,209	9,522,014
1898	27,747,140	1,133,293	4,182,852	33,063,285	4,900,806	2,829,510	2,948,000	10,678,316
1899	18,447,543	1,149,686	3,355,686	22,952,915	5,474,562	3,150,711	3,081,434	11,706,707
1900	21,674,965	2,041,110	3,800,534	27,516,609	5,625,073	4,857,413	3,741,801	14,224,287
1901	17,337,633	2,907,969	4,535,884	24,781,486	6,652,336	4,963,247	4,396,625	16,012,208
1902	27,973,503	2,555,216	6,623,969	37,152,688	7,322,602	6,024,373	5,115,995	18,462,970
1903	34,206,693	3,882,282	6,535,346	44,624,321	6,728,298	8,236,129	5,660,540	20,624,967
1904	27,206,656	3,863,021	6,009,198	37,138,875	6,231,094	7,416,498	6,216,457	19,864,049
1905	18,884,067	5,034,640	6,075,443	29,994,150	6,378,419	8,280,842	6,532,072	21,191,333
1906	42,305,048	5,779,964	5,977,325	54,062,337	7,233,232	9,652,328	7,675,552	24,561,112
1907*	29,940,454	2,147,081	3,769,081	35,856,616	5,036,956	7,924,107	6,126,925	19,087,988

\* 9 Months ended March 31.

## SESSIONAL PAPER No. 10

Produce) during each Fiscal Year, 1868 to 1907, showing in each the United States and other Countries—*Continued.*

DUCE OF CANADA—*Continued.*

MISCELLANEOUS.				TOTAL MERCHANDISE THE PRODUCE OF CANADA.				Fiscal Years.
G. B.	U. S.	O. C.	Totals.	G. B.	U. S.	O. C.	Totals.	
§	§	§	§	§	§	§	§	
15,791	271,007	15,482	302,280	17,905,808	22,387,846	5,249,523	45,543,177	1868
14,480	298,186	37,893	350,559	20,486,389	23,640,188	5,196,727	49,323,304	1869
16,437	335,000	20,215	371,652	22,512,991	27,398,930	6,169,271	56,081,192	1870
22,600	342,323	22,631	387,554	21,733,556	26,715,890	6,732,110	55,181,356	1871
73,807	391,691	50,487	515,985	25,223,785	29,984,440	7,735,802	62,944,027	1872
55,053	383,391	26,848	465,292	31,402,234	33,421,725	8,421,647	73,245,606	1873
35,547	358,666	25,587	419,800	35,769,190	30,380,556	7,777,002	73,926,748	1874
54,183	337,426	17,572	409,181	34,199,134	25,683,818	7,607,941	67,490,893	1875
52,946	326,242	14,180	393,368	34,379,005	27,451,150	8,031,694	69,861,849	1876
19,764	287,326	13,726	320,816	35,491,671	22,160,666	8,212,543	65,864,880	1877
31,844	367,133	2,894	401,871	35,861,110	22,131,343	7,747,681	65,740,134	1878
28,802	356,811	1,386	386,999	29,393,424	23,149,909	7,546,245	60,089,578	1879
30,653	608,668	834	640,155	35,208,031	26,762,705	8,125,455	70,096,191	1880
31,106	588,276	2,800	622,182	42,637,219	31,015,109	7,269,051	80,921,379	1881
17,811	514,680	3,444	535,935	39,816,813	41,687,638	8,538,260	90,042,711	1882
19,741	502,050	7,104	528,895	39,538,067	36,096,501	8,651,139	84,285,707	1883
38,958	507,691	14,041	560,690	37,410,870	31,631,622	8,089,587	77,132,079	1884
54,684	485,964	16,726	557,374	36,479,051	32,618,593	7,085,874	76,183,518	1885
47,136	551,503	5,372	604,011	36,694,263	31,503,292	6,777,951	74,975,506	1886
62,884	569,918	11,559	644,361	38,714,331	32,273,033	6,976,656	77,964,020	1887
66,340	701,616	5,921	773,877	33,648,284	37,323,161	7,326,305	78,297,750	1888
53,995	727,273	2,384	783,652	33,504,281	36,449,288	7,248,235	77,201,804	1889
5,352	76,773	381	82,506	41,499,149	33,291,207	7,545,158	82,335,514	1890
360	43,144	1,833	45,337	43,243,784	34,829,436	7,684,524	85,757,744	1891
50	70,621	847	71,518	54,949,055	31,317,857	9,417,341	95,684,253	1892
47,618	45,876	198	93,692	58,409,606	33,813,802	9,783,082	102,006,490	1893
20,052	54,308	967	75,327	60,878,056	29,297,598	10,411,199	100,586,853	1894
14,191	70,617	1,130	85,938	57,903,564	32,303,773	9,321,014	99,528,351	1895
19,968	87,589	1,708	109,265	62,717,941	34,469,428	9,290,383	106,378,752	1896
28,056	33,760	1,715	63,531	69,533,852	39,717,057	10,434,501	119,685,410	1897
6,443	51,562	3,400	61,405	93,065,019	34,361,795	12,494,118	139,920,932	1898
43,458	53,238	2,473	99,169	85,113,681	34,766,955	12,920,626	132,801,262	1899
58,289	117,024	32,757	208,070	96,562,875	52,534,977	14,412,938	163,510,790	1900
27,596	9,305	7,588	44,489	92,857,525	67,983,673	16,590,188	177,431,386	1901
31,056	1,146	397	32,599	109,347,345	66,567,784	20,104,634	196,019,763	1902
21,704	44,655	17,425	83,784	125,199,980	67,766,367	21,435,327	214,401,674	1903
14,203	100,456	7,049	121,708	110,120,892	66,856,885	21,436,662	198,414,439	1904
24,554	9,950	15,171	49,675	97,114,867	70,426,765	23,313,314	190,854,946	1905
45,614	20,234	19,058	84,906	127,456,465	83,546,306	24,481,185	235,483,956	1906
78,773	59,982	9,253	148,008	98,691,186	62,180,439	19,673,681	180,545,306	1907*

7-8 EDWARD VII., A. 1908

No. 3.—STATEMENT (by Classes) of the Values of the Exports of Canada (Home case the portion sent to Great Britain,

EXPORTS, THE PRO

Fiscal Years.	ESTIMATED SHORT REPORTED.				COIN AND	
	G. B.	U. S.	O. C.	Totals.	G. B.	U. S.
	\$	\$	\$	\$	\$	\$
1868		2,961,722		2,961,722	889,032	3,975,189
1869		3,077,468		3,077,468	12,486	4,205,722
1870		2,962,398		2,962,398	1,134,784	6,867,494
1871		2,448,668		2,448,668	2,576,738	4,113,612
1872		2,887,056		2,887,056	5,355	3,388,765
1873		3,292,419		3,292,419		3,740,957
1874		2,815,249		2,815,249	67,652	1,928,183
1875		2,218,930		2,218,930		1,039,837
1876		2,629,588		2,629,588	38,017	1,202,020
1877		2,165,666		2,165,666		
1878		2,249,666		2,249,666		
1879		2,341,447		2,341,447		
1880		2,803,506		2,803,506		
1881		3,023,322		3,023,322		
1882		4,094,946		4,094,946		
1883		3,416,724		3,416,724		
1884		2,701,019		2,701,019		
1885		2,948,217		2,948,217		
1886		2,781,198		2,781,198		
1887		2,996,889		2,996,889		
1888		3,084,322		3,084,322		
1889		3,070,652		3,070,652		
1890		2,922,072		2,922,072		
1891		2,913,994		2,913,994		
1892		3,348,213		3,348,213		129,328
1893		3,482,308		3,482,308		306,447
1894		3,264,911		3,264,911		309,459
1895		3,300,090		3,300,090		310,006
1896		3,329,053		3,329,053	1,000	256,571
1897		3,947,130		3,947,130		206,447
1898		4,627,730		4,627,730		327,298
1899		4,559,530		4,559,530	874	1,045,723
1900		5,461,511		5,461,511		1,100,371
1901						1,670,068
1902						
1903						
1904						
1905						
1906						
1907†						

† 9 Months ended March 31.



## SESSIONAL PAPER No. 10

Produce) during each Fiscal Year, 1868 to 1907, showing in each the United States and other Countries—*Concluded*.

DUCE OF CANADA—*Concluded*.

BULLION.		GRAND TOTAL EXPORTS—THE PRODUCE OF CANADA.				Fiscal Years.
O. C.	Totals.	G. B.	U. S.	O. C.	Totals.	
§	§	§	§	§	§	
1,947	4,866,168	18,794,840	29,324,757	5,251,470	53,371,067	1868
.....	4,218,208	20,498,875	30,924,378	5,196,727	56,618,980	1869
.....	8,002,278	23,647,775	37,228,822	6,169,271	67,045,868	1870
.....	6,690,350	*24,310,294	*33,277,970	*6,732,110	*64,320,374	1871
616,278	4,010,398	25,229,140	36,260,261	8,352,080	69,841,481	1872
105,030	3,845,987	31,402,234	40,455,101	8,526,677	80,384,012	1873
.....	1,995,835	35,836,842	35,123,988	7,777,002	78,737,832	1874
.....	1,039,837	34,199,134	28,942,585	7,607,941	70,749,660	1875
.....	1,240,037	34,417,022	31,282,758	8,031,694	73,731,474	1876
.....	.....	35,491,671	24,326,332	8,212,543	68,030,546	1877
.....	.....	35,861,110	24,381,009	7,747,681	67,989,809	1878
.....	.....	29,393,424	25,491,356	7,546,245	62,431,025	1879
.....	.....	35,208,031	29,566,211	8,125,455	72,899,697	1880
.....	.....	42,637,219	34,038,431	7,269,051	83,944,701	1881
.....	.....	39,816,813	45,782,584	8,538,260	94,137,657	1882
.....	.....	39,538,067	39,513,225	8,651,139	87,702,431	1883
.....	.....	37,410,870	34,332,641	8,089,587	79,833,038	1884
.....	.....	36,479,051	35,566,810	7,985,874	79,131,735	1885
.....	.....	36,694,263	34,284,490	6,777,951	77,756,704	1886
.....	.....	38,714,331	35,269,922	6,976,656	80,960,909	1887
.....	.....	33,648,284	40,407,483	7,326,305	81,382,072	1888
.....	.....	33,504,281	39,519,940	7,248,235	80,272,456	1889
.....	.....	41,499,149	36,213,279	7,545,158	85,257,586	1890
.....	129,328	43,243,784	37,872,758	7,684,524	88,801,066	1891
.....	306,447	54,949,055	34,972,517	9,417,341	99,338,913	1892
.....	309,459	58,409,606	37,605,569	9,783,082	105,798,257	1893
.....	310,006	60,878,056	32,872,515	10,411,199	104,161,770	1894
.....	256,571	57,903,564	35,860,434	9,321,014	103,085,012	1895
85	207,532	62,718,941	37,995,928	9,200,468	109,915,337	1896
.....	327,298	69,533,852	43,991,485	10,434,501	123,959,838	1897
.....	1,045,723	93,065,019	40,035,248	12,494,118	145,594,385	1898
.....	1,101,245	85,114,555	40,426,856	12,920,626	138,462,037	1899
.....	1,670,068	96,562,875	59,666,556	14,412,938	170,642,369	1900
.....	.....	92,857,525	67,983,673	16,590,188	177,431,386	1901
.....	.....	109,347,345	66,567,784	20,104,634	196,019,763	1902
.....	.....	125,199,980	67,766,367	21,435,327	214,401,674	1903
.....	.....	110,120,892	66,856,885	21,436,662	198,414,439	1904
.....	.....	97,114,867	70,426,765	23,313,314	190,854,946	1905
.....	.....	127,456,465	83,546,306	24,481,185	235,483,956	1906
.....	.....	98,691,186	62,180,439	19,673,681	180,545,306	1907+

\*Includes Exports Manitoba for only three months ended June 30, 1871.



7-8 EDWARD VII., A. 1908

No. 4.—STATEMENT showing for Canada the average *ad valorem* Rates of Duty collected  
able and total from Great Britain and the

Fiscal Years.	IMPORTS ENTERED FOR CONSUMPTION, MERCHANDISE ONLY.							
	Total Imports.				Imports from Great Britain.			
	Dutiable.	Free.	Totals.	Duty Collected.	Dutiable.	Free.	Totals.	Duty Collected.
	\$	\$	\$	\$	\$	\$	\$	\$
1868.....	43,655,696	23,434,463	67,090,159	8,801,446	28,284,194	9,333,131	37,617,325	.....
1869.....	41,069,342	22,085,599	63,154,941	8,284,507	28,483,645	7,013,119	35,496,764	4,799,758
1870.....	45,127,422	21,774,652	66,902,074	9,425,028	30,022,948	7,514,147	37,537,095	5,037,440
1871.....	60,094,362	24,120,026	84,214,388	11,807,590	39,815,550	8,682,632	48,498,202	6,544,088
1872.....	68,276,157	36,679,210	104,955,367	13,020,684	48,197,337	14,011,917	62,209,254	7,908,152
1873.....	71,198,176	53,310,953	124,509,129	12,997,578	47,443,203	20,553,742	67,996,945	7,392,957
1874.....	76,232,530	46,948,357	123,180,887	14,407,318	47,794,745	13,629,662	61,424,407	7,867,481
1875.....	78,138,511	39,270,057	117,408,568	15,354,139	48,949,803	11,059,281	60,009,084	8,881,998
1876.....	60,238,297	32,274,810	92,513,107	12,815,904	32,385,482	8,093,771	40,479,253	6,075,756
1877.....	60,916,770	33,209,624	94,126,394	12,511,567	32,916,776	6,414,845	39,331,621	6,377,596
1878.....	59,773,039	30,622,812	90,395,851	12,791,532	32,139,783	5,112,986	37,252,769	6,445,985
1879.....	55,426,836	23,275,683	78,702,519	12,933,916	27,075,555	3,892,223	30,967,778	5,561,933
1880.....	54,182,967	15,717,575	69,900,542	14,129,953	28,038,118	5,726,321	33,764,439	6,737,997
1881.....	71,620,725	18,867,604	90,488,329	18,492,645	35,860,461	7,024,681	42,885,142	8,772,950
1882.....	85,757,433	25,387,751	111,145,184	21,700,028	41,459,730	8,896,588	50,356,268	10,011,811
1883.....	91,588,339	30,273,157	121,861,496	23,162,553	40,732,476	10,947,286	51,679,762	9,897,785
1884.....	80,010,498	25,962,480	105,972,978	20,156,448	32,828,307	9,096,814	41,925,121	8,001,371
1885.....	73,269,618	26,486,157	99,755,775	19,121,254	30,702,359	9,329,089	40,031,448	7,617,249
1886.....	70,658,819	25,333,318	95,992,137	19,427,398	30,385,797	8,647,209	39,033,006	7,817,357
1887.....	78,120,679	26,986,531	105,107,210	22,438,809	35,766,273	8,975,077	44,741,350	9,318,920
1888.....	69,645,824	31,025,804	100,671,628	22,187,869	30,848,116	8,319,528	39,167,644	8,972,740
1889.....	74,475,139	34,623,057	109,098,196	23,734,364	32,219,807	10,031,382	42,251,189	9,450,243
1890.....	77,106,286	34,576,287	111,682,573	23,914,134	33,267,721	10,009,288	43,277,009	9,576,966
1891.....	74,536,036	36,997,918	111,533,954	23,393,678	31,447,660	10,571,283	42,018,943	9,114,272
1892.....	69,160,737	45,999,676	115,160,413	20,529,750	30,831,809	10,231,902	41,063,711	9,074,201
1893.....	69,873,571	45,297,259	115,170,830	21,154,172	31,869,267	10,660,073	42,529,340	9,498,747
1894.....	62,779,182	46,291,729	109,070,911	19,369,714	27,493,160	9,542,803	37,035,963	8,245,846
1895.....	58,557,655	42,118,236	100,675,891	17,872,746	23,311,911	7,747,421	31,059,332	7,006,677
1896.....	67,239,759	38,121,402	105,361,161	20,154,724	24,366,179	8,458,326	32,824,505	7,358,514
1897.....	66,220,765	40,397,062	106,617,827	19,844,557	20,217,422	9,183,766	29,401,188	6,205,367
1898.....	74,625,088	51,682,074	126,307,162	21,807,073	22,556,479	9,486,982	32,043,461	6,649,429
1899.....	89,433,172	59,913,287	149,346,459	25,624,838	27,521,508	9,409,815	36,931,323	7,328,192
1900.....	104,346,795	68,160,083	172,506,878	28,835,349	31,561,756	12,718,227	44,279,983	8,074,541
1901.....	105,969,756	71,739,938	177,709,694	29,063,973	31,701,654	11,118,341	42,819,995	7,845,406
1902.....	118,657,496	77,822,694	196,480,190	32,352,538	35,062,564	13,960,162	49,022,726	8,424,693
1903.....	136,796,065	88,017,654	224,813,719	37,022,581	42,210,165	15,582,873	58,793,038	9,841,627
1904.....	148,909,576	94,680,443	243,590,019	40,840,157	44,939,829	16,784,787	61,724,616	10,838,017
1905.....	150,928,787	100,688,332	251,617,119	41,794,593	45,099,527	15,243,177	60,342,704	11,171,010
1906.....	173,045,109	110,236,095	283,282,204	46,437,440	52,615,725	16,568,190	69,183,915	12,944,249
1907*.....	152,065,529	97,672,345	249,737,874	40,053,624	48,750,741	15,694,674	64,445,415	11,823,197

\* 9 Months ended March 31.

## SESSIONAL PAPER No. 10

on *Imports for Consumption* dutiable and total; also on *Imports for Consumption* dutiable United States for each Fiscal Year 1868 to 1907.

AVERAGE AD VALOREM RATES OF DUTY.										
Imports from United States.				Totals.		Great Britain.		United States.		Fiscal Years.
Dutiable.	Free. *	Totals.	Duty Collected.	Average ad val. rate of duty on Duti- able Im- ports	Average ad val. rate of duty on Total Im- ports.	Average ad val. rate of duty on Duti- able Im- ports.	Average ad val. rate of duty on Total Im- ports.	Average ad val. rate of duty on Duti- able Im- ports.	Average ad val. rate of duty on Total Im- ports.	
				p. c.	p. c.	p. c.	p. c.	p. c.	p. c.	
\$	\$	\$	\$							
10,014,304	12,645,828	22,660,132		20.161	13.119					1868
7,793,748	13,703,632	21,497,380	1,565,566	20.172	13.118	16.851	13.522	20.088	7.283	1869
8,698,445	12,998,392	21,697,237	1,700,252	20.890	14.088	16.779	13.420	19.546	7.836	1870
14,086,383	13,100,203	27,185,586	2,290,881	19.648	14.021	16.436	13.493	16.264	8.427	1871
13,271,042	20,470,953	33,741,995	2,385,592	19.071	12.406	16.408	12.712	17.976	7.070	1872
16,678,805	28,510,305	45,189,110	2,945,966	18.281	10.439	15.583	10.872	17.663	6.519	1873
21,097,531	30,609,375	51,706,906	3,681,014	18.899	11.696	16.461	12.808	17.448	7.119	1874
22,312,546	26,617,812	48,930,358	3,853,634	19.650	13.078	18.145	11.801	17.271	7.876	1875
21,334,613	22,765,267	44,099,880	4,104,484	21.275	13.853	18.761	15.009	19.239	9.307	1876
23,510,846	25,865,162	49,376,008	4,393,511	20.539	13.292	19.375	16.215	18.687	8.898	1877
23,464,504	24,538,371	48,002,875	4,790,427	21.400	14.151	20.056	17.303	20.416	9.354	1878
23,893,457	18,366,849	42,170,306	5,524,879	23.335	16.334	20.542	17.963	23.210	13.101	1879
19,566,567	8,627,216	28,193,783	4,512,415	26.078	20.214	24.032	19.956	23.062	16.005	1880
25,632,313	10,706,388	36,338,701	5,649,152	25.820	20.436	24.464	20.457	22.039	15.546	1881
32,941,061	14,111,874	47,052,935	7,073,912	25.304	19.524	24.148	19.882	21.474	15.034	1882
38,652,045	16,495,198	55,147,243	8,148,268	25.290	19.007	24.299	19.152	21.081	14.776	1883
35,796,697	13,989,191	49,785,888	7,411,946	25.192	19.020	24.373	19.085	20.706	14.888	1884
31,231,947	14,344,563	45,576,510	6,624,100	26.097	19.168	24.810	19.028	21.209	14.534	1885
29,659,876	13,158,775	42,818,651	6,764,365	27.495	20.238	25.727	20.028	22.823	15.809	1886
30,570,609	14,225,299	44,795,908	7,268,195	28.723	21.348	26.055	20.828	23.775	16.225	1887
27,997,680	19,342,616	46,440,296	7,109,234	31.858	22.039	29.087	22.909	26.236	15.308	1888
28,982,283	21,047,136	50,029,419	7,371,148	31.869	21.755	29.331	22.367	25.433	14.733	1889
30,575,397	20,790,264	51,365,661	8,126,625	31.015	21.413	28.788	22.129	26.579	15.821	1890
29,790,402	22,243,075	52,033,477	7,734,515	31.386	20.974	28.982	21.691	25.963	14.864	1891
29,505,550	22,236,582	51,742,132	7,814,559	29.684	17.827	29.431	22.098	26.185	15.103	1892
28,562,050	23,777,746	52,339,796	7,636,076	30.275	18.368	29.805	22.335	26.735	14.589	1893
25,823,636	24,922,455	50,746,091	6,960,951	30.854	17.759	29.992	22.264	26.956	13.717	1894
25,795,538	24,333,466	50,129,004	6,897,395	30.522	17.753	30.056	22.559	26.739	13.746	1895
29,101,646	24,427,744	53,529,390	7,767,993	29.974	19.129	30.200	22.418	26.693	14.512	1896
30,482,509	26,540,833	57,023,342	8,147,975	29.967	18.613	30.693	21.106	26.727	14.287	1897
38,063,960	36,760,963	74,824,923	9,941,624	29.222	17.265	29.478	20.751	26.118	13.287	1898
44,471,824	43,995,349	88,467,173	11,713,859	28.652	17.157	26.627	19.842	26.339	13.241	1899
53,897,561	48,182,616	102,080,177	13,491,873	27.634	16.715	25.583	18.235	25.032	13.217	1900
53,600,278	53,549,047	107,149,325	13,311,750	27.427	16.355	24.748	18.322	24.835	12.424	1901
60,181,808	54,562,888	114,744,696	15,155,136	27.265	16.466	24.027	17.188	25.182	13.207	1902
68,538,323	60,251,914	128,790,237	17,069,881	27.064	16.468	23.316	16.739	24.995	13.254	1903
77,543,780	65,466,798	143,010,578	19,554,586	27.426	16.765	24.117	17.559	25.217	13.674	1904
88,797,440	73,634,186	152,431,626	20,580,392	27.692	16.610	24.770	18.513	26.118	13.501	1905
89,540,776	79,257,666	168,798,576	22,187,163	26.835	16.393	24.601	18.709	24.779	13.144	1906
78,969,028	69,629,033	148,598,061	19,084,738	26.339	16.038	24.252	18.355	24.167	12.843	1907

7-8 EDWARD VII., A. 1908

No. 5.—STATEMENT of the Values of Merchandise Entered for Consumption in Canada  
the Percentages of Imports from Great

## IMPORTS ENTERED FOR

Fiscal Years.	TOTAL IMPORTS.			IMPORTS FROM GREAT BRITAIN.		
	Dutiable.	Free.	Totals.	Dutiable.	Free.	Totals.
	\$	\$	\$	\$	\$	\$
1868.	43,655,696	23,434,463	67,090,159	28,284,194	9,333,131	37,617,325
1869.	41,069,342	22,085,599	63,154,941	28,483,645	7,013,119	35,496,764
1870.	45,127,422	21,774,652	66,902,074	30,022,948	7,514,147	37,537,095
1871.	60,094,362	24,120,026	84,214,388	39,815,550	8,682,652	48,498,202
1872.	68,276,157	36,675,210	104,955,367	48,197,337	14,011,917	62,209,254
1873.	71,198,176	53,310,953	124,509,129	47,443,203	20,553,742	67,996,945
1874.	76,232,530	46,948,357	123,180,887	47,794,745	13,629,662	61,424,407
1875.	78,138,511	39,270,057	117,408,568	48,949,803	11,059,281	60,009,084
1876.	60,238,297	32,274,810	92,513,107	32,385,482	8,093,771	40,479,253
1877.	60,916,770	33,209,624	94,126,394	32,916,776	6,414,845	39,331,621
1878.	59,773,039	30,622,812	90,395,851	32,139,783	5,112,986	37,252,769
1879.	55,426,836	23,275,683	78,702,519	27,075,555	3,892,223	30,967,778
1880.	54,182,967	15,717,575	69,900,542	28,038,118	5,726,321	33,764,439
1881.	71,620,725	18,867,604	90,488,329	35,860,461	7,024,681	42,885,142
1882.	85,757,433	25,387,751	111,145,184	41,459,730	8,896,538	50,356,268
1883.	91,588,339	30,273,157	121,861,496	40,732,476	10,947,286	51,679,762
1884.	80,010,498	25,962,480	105,972,978	32,828,307	9,096,814	41,925,121
1885.	73,269,618	26,486,157	99,755,775	30,702,359	9,329,089	40,031,448
1886.	70,658,819	25,333,318	95,992,137	30,385,797	8,647,209	39,033,006
1887.	78,120,679	26,986,531	105,107,210	35,766,273	8,975,077	44,741,350
1888.	69,645,824	31,025,804	100,671,628	30,848,116	8,319,528	39,167,644
1889.	74,475,139	34,623,057	109,098,196	32,219,807	10,031,382	42,251,189
1890.	77,106,286	34,576,287	111,682,573	33,267,721	10,009,288	43,277,009
1891.	74,536,036	36,997,918	111,533,954	31,447,660	10,571,283	42,018,943
1892.	69,160,737	45,999,676	115,160,413	30,831,809	10,231,902	41,063,711
1893.	69,873,571	45,297,259	115,170,830	31,869,267	10,660,073	42,529,340
1894.	62,779,182	46,231,729	109,070,911	27,493,160	9,542,803	37,035,963
1895.	58,557,655	42,118,236	100,675,891	23,311,911	7,747,421	31,059,332
1896.	67,239,759	38,121,402	105,361,161	24,366,179	8,458,326	32,824,505
1897.	66,220,765	40,397,062	106,617,827	20,217,422	9,183,766	29,401,188
1898.	74,625,088	51,682,074	126,307,162	22,556,479	9,486,982	32,043,461
1899.	89,433,172	59,913,287	149,346,459	27,521,508	9,409,815	36,931,323
1900.	104,346,795	68,160,083	172,506,878	31,561,756	12,718,227	44,279,983
1901.	105,969,756	71,739,938	177,700,694	31,701,654	11,118,341	42,819,995
1902.	118,657,496	77,822,694	196,480,190	35,062,564	13,960,162	49,022,726
1903.	136,796,065	88,017,654	224,813,719	42,210,165	16,582,873	58,793,038
1904.	148,909,576	94,680,443	243,590,019	44,939,829	16,784,787	61,724,616
1905.	150,928,787	100,688,332	251,617,119	45,099,527	15,243,177	60,342,704
1906.	173,046,109	110,236,095	283,282,204	52,615,725	16,568,190	69,183,915
1907*.	152,065,529	97,672,345	249,737,874	48,750,741	15,664,674	64,415,415

\* 9 Months ended March 31.



## SESSIONAL PAPER No. 10

during each Fiscal Year 1868 to 1907, inclusive, showing in each case the Imports and Britain and the United States, respectively.

## CONSUMPTION, MERCHANDISE ONLY.

IMPORTS FROM UNITED STATES.			PERCENTAGES OF IMPORTS FROM						Fiscal Years.
			Great Britain.			United States.			
			Dutiable to Total Dutiable.	Free to Total Free.	Total Imports G. Britain to Total Imports	Dutiable to Total Dutiable.	Free to Total Free.	Total Imports U. States to Total Imports	
Dutiable.	Free.	Totals.							
\$	\$	\$	p. c.	p. c.	p. c.	p. c.	p. c.	p. c.	
10,014,304	12,645,828	22,660,132	64.78	39.82	56.06	22.93	53.96	33.77	1868
7,793,748	13,703,632	21,497,380	69.35	31.75	56.20	18.97	62.04	34.03	1869
8,698,845	12,998,392	21,697,237	66.52	34.50	56.10	19.27	59.69	32.43	1870
14,085,383	13,100,203	27,185,586	66.25	35.99	57.58	23.43	54.31	32.28	1871
13,271,042	20,470,953	33,741,995	70.59	38.20	59.27	19.43	55.81	32.14	1872
16,678,805	28,510,305	45,189,110	66.63	38.55	54.61	23.42	53.47	36.29	1873
21,097,531	30,609,375	51,706,906	62.69	29.03	49.87	27.67	65.19	41.97	1874
22,312,546	26,617,812	48,930,358	62.64	28.16	51.11	28.55	67.78	41.66	1875
21,334,613	22,765,267	44,099,880	53.76	25.08	43.75	35.41	70.53	47.67	1876
23,510,846	25,865,162	49,376,008	54.03	19.31	41.78	38.59	77.88	52.45	1877
23,464,504	24,538,371	48,002,875	53.76	16.69	41.21	39.25	80.13	53.10	1878
23,803,457	18,366,849	42,170,306	48.84	16.72	39.34	42.95	78.91	53.57	1879
19,566,567	8,627,216	28,193,783	51.74	36.43	48.30	36.11	54.88	40.33	1880
25,632,313	10,706,388	36,338,701	50.06	37.23	47.39	35.78	56.74	40.15	1881
32,941,061	14,111,874	47,052,935	48.34	35.04	45.30	38.41	55.58	42.33	1882
38,652,045	16,495,198	55,147,243	44.47	36.16	42.40	42.20	54.48	45.25	1883
35,796,697	13,989,191	49,785,888	41.02	35.03	39.56	44.74	53.88	46.97	1884
31,231,947	14,344,563	45,576,510	41.90	35.22	40.12	42.62	54.12	45.68	1885
29,659,876	13,158,775	42,818,651	43.00	34.13	40.66	41.97	51.94	44.60	1886
30,570,609	14,225,299	44,795,908	45.78	33.25	42.56	39.13	52.71	42.61	1887
27,007,680	19,342,616	46,440,296	44.29	26.81	38.90	38.90	62.34	46.13	1888
28,982,283	21,047,136	50,029,419	43.26	23.97	38.73	38.91	60.79	45.86	1889
30,575,397	20,790,264	51,365,661	43.15	28.95	38.75	39.65	60.13	45.99	1890
29,790,402	22,243,075	52,033,477	42.19	28.57	37.67	39.97	60.12	46.65	1891
29,505,550	22,236,582	51,742,132	44.58	22.24	35.66	42.66	48.34	44.90	1892
28,562,050	23,777,746	52,339,796	45.61	23.53	36.92	40.88	52.49	45.44	1893
25,823,636	24,922,455	50,746,091	43.79	20.61	33.96	41.13	53.84	46.52	1894
25,795,538	24,383,466	50,179,004	39.81	18.39	30.85	44.05	57.79	49.84	1895
29,101,646	24,427,744	53,529,390	36.24	22.19	31.15	43.28	64.07	50.80	1896
30,482,509	26,540,833	57,023,342	30.53	22.73	27.58	46.03	65.69	53.48	1897
38,063,960	36,760,963	74,824,923	30.23	18.35	25.36	51.00	71.13	59.24	1898
44,471,824	43,995,349	88,467,173	30.77	15.70	24.72	49.73	73.43	59.24	1899
53,897,561	48,182,616	102,080,177	30.25	18.66	25.66	51.65	70.69	59.17	1900
53,600,278	53,549,047	107,149,325	29.92	15.50	24.10	50.58	74.66	60.30	1901
60,181,808	54,562,888	114,744,696	29.54	17.94	24.95	50.72	70.11	58.40	1902
68,538,323	60,251,914	128,790,237	30.85	18.84	26.15	50.10	68.46	57.29	1903
77,543,780	65,466,798	143,010,578	30.18	17.73	25.34	52.07	69.14	58.71	1904
78,797,440	73,634,186	152,431,626	29.88	15.14	23.98	52.21	73.13	60.58	1905
89,540,776	79,257,600	168,798,376	30.40	15.03	24.42	51.74	71.90	59.59	1906
78,969,028	69,629,033	148,598,061	32.05	16.04	25.79	51.93	71.28	59.50	1907 *

7-8 EDWARD VII., A. 1908

## No. 6.—STATEMENT of the Values of Merchandise Exported from Canada during each Fiscal of Exports to Great Britain

## EXPORTS, MER-

FISCAL YEARS.	TOTAL EXPORTS.			EXPORTS TO GREAT BRITAIN.		
	*Home Produce.	Foreign Produce.	Totals.	Home Produce.	Foreign Produce.	Totals.
	\$	\$	\$	\$	\$	\$
1868.....	45,543,177	4,196,821	49,739,998	17,905,808		
1869.....	49,323,304	3,855,801	53,179,105	20,486,389		
1870.....	56,081,192	6,527,622	62,608,814	22,512,991	†	†
1871.....	55,181,356	9,853,244	65,034,600	21,733,556		
1872.....	62,944,027	12,798,182	75,742,209	25,223,785		
1873.....	73,245,606	9,405,910	82,651,516	31,402,234	7,257,277	38,659,511
1874.....	73,926,748	10,614,096	84,540,844	35,769,190	9,105,400	44,874,590
1875.....	67,490,893	7,137,319	74,628,212	34,199,134	5,782,857	39,981,991
1876.....	69,861,849	7,234,961	77,096,810	34,379,005	6,303,459	40,682,464
1877.....	65,864,880	7,111,108	72,975,988	35,491,671	6,035,619	41,527,290
1878.....	65,740,134	11,164,878	76,905,012	35,861,110	10,056,583	45,917,693
1879.....	60,089,578	8,355,644	68,445,222	29,393,424	6,873,695	36,267,119
1880.....	70,096,191	13,240,006	83,336,197	35,208,031	10,606,095	45,814,126
1881.....	80,921,379	13,375,117	94,296,496	42,637,219	11,110,151	53,747,370
1882.....	90,042,711	7,628,453	97,671,164	39,816,813	5,427,117	45,273,930
1883.....	84,285,707	9,751,773	94,037,480	39,538,067	7,473,113	47,011,180
1884.....	77,132,079	9,389,106	86,521,185	37,410,870	6,324,767	43,735,637
1885.....	76,183,518	8,079,646	84,263,164	36,479,051	5,392,340	41,871,991
1886.....	74,975,506	7,438,079	82,413,585	36,694,263	4,846,941	41,540,304
1887.....	77,964,020	8,549,333	86,513,353	38,714,331	5,856,981	44,571,312
1888.....	78,297,750	8,803,394	87,101,144	33,648,284	6,436,700	40,084,984
1889.....	77,201,804	6,938,455	84,140,259	33,504,281	4,583,770	38,088,051
1890.....	82,335,514	9,051,781	91,387,295	41,499,149	6,854,545	48,353,694
1891.....	85,757,744	8,798,631	94,556,375	43,243,784	6,037,074	49,280,858
1892.....	95,684,253	13,121,791	108,806,044	54,949,055	9,957,494	64,906,549
1893.....	102,006,490	8,941,856	110,948,346	58,409,606	5,670,887	64,080,493
1894.....	100,586,853	11,833,805	112,420,658	60,878,056	7,660,800	68,538,856
1895.....	99,528,351	6,485,043	106,013,394	57,903,564	3,953,426	61,856,990
1896.....	106,378,752	6,606,738	112,985,490	62,717,941	3,971,312	66,689,253
1897.....	119,685,410	10,825,163	130,510,573	69,533,852	7,693,650	77,227,502
1898.....	139,920,932	14,980,883	154,901,815	93,065,019	11,933,799	104,998,818
1899.....	132,801,262	17,520,088	150,321,350	85,113,681	13,973,300	99,086,981
1900.....	163,510,790	14,265,254	177,776,044	96,562,875	11,173,093	107,735,968
1901.....	177,431,386	17,077,757	194,509,143	92,857,525	12,471,431	105,328,956
1902.....	196,019,763	13,951,101	209,970,864	109,347,345	7,970,876	117,318,221
1903.....	214,401,674	10,828,087	225,229,761	125,199,980	6,002,118	131,202,098
1904.....	198,414,439	12,641,239	211,055,678	110,120,892	7,470,484	117,591,376
1905.....	190,854,946	10,617,115	201,472,061	97,114,867	4,843,904	101,958,771
1906.....	235,483,956	11,173,846	246,657,802	127,456,465	5,636,106	133,092,571
1907*.....	180,545,306	11,541,927	192,087,233	98,691,186	6,438,415	105,129,601

\* Estimated amount short reported not included.

† Figures not available.

‡ 9 months ended March 31.



## SESSIONAL PAPER No. 10

Year, 1868 to 1907, inclusive, showing in each case the Exports and the Percentages and the United States, respectively.

## CHANDISE ONLY.

EXPORTS TO UNITED STATES.			PERCENTAGES OF EXPORTS TO						FISCAL YEARS.
*Home Produce.	Foreign Produce.	Totals.	Great Britain.			United States.			
			Home Produce to Total Home Produce.	Foreign Produce to Total Foreign Produce.	Total Exports, Great Britain to Total Exports.	Home Produce to Total Home Produce.	Foreign Produce to Total Foreign Produce.	Total Exports, United States to Total Exports.	
\$	\$	\$	p. c.	p. c.	p. c.	p. c.	p. c.	p. c.	
22,387,846			39·31			49·15			1868
23,640,188			41·53			47·92			1869
27,398,930	†	†	40·14	†	†	48·85	†	†	1870
26,715,690			39·38			48·41			1871
29,984,440			40·07			47·63			1872
33,421,725	1,517,871	34,939,596	42·87	77·15	46·77	45·62	16·13	42·27	1873
30,380,556	1,183,194	31,563,750	48·38	85·78	53·08	41·09	11·15	37·33	1874
25,683,818	1,020,307	26,704,125	50·67	81·02	53·57	38·05	14·29	35·78	1875
27,451,150	653,701	28,104,851	49·21	87·12	52·76	39·29	9·03	36·45	1876
22,160,666	758,513	22,919,179	53·88	84·87	56·90	33·64	10·66	31·40	1877
22,131,343	719,096	22,850,439	54·55	90·07	59·70	33·66	6·44	29·71	1878
23,149,909	1,007,218	24,157,127	48·91	82·26	52·98	38·52	12·05	35·29	1879
26,762,705	2,043,879	28,806,584	50·22	80·10	54·97	38·18	15·43	34·56	1880
31,015,109	1,863,989	32,879,098	52·69	83·06	56·99	38·32	13·93	34·86	1881
41,687,638	1,787,565	43,475,203	44·21	71·53	46·35	46·29	23·43	44·51	1882
36,096,501	1,657,935	37,754,436	46·90	76·63	49·99	42·82	17·00	40·15	1883
31,631,622	2,324,197	33,955,819	48·50	67·36	50·54	41·09	24·75	9·24	1884
32,618,593	2,164,658	34,783,251	47·88	66·74	49·69	42·81	26·79	41·27	1885
31,503,292	2,244,179	33,747,471	48·94	65·15	50·40	42·01	30·17	40·94	1886
32,273,033	2,385,242	34,658,275	49·65	68·50	51·51	41·39	27·89	40·06	1887
37,323,161	2,147,048	39,470,209	42·97	73·11	46·02	47·67	24·38	45·31	1888
36,449,288	2,041,283	38,490,571	43·39	66·06	45·27	47·21	29·41	45·73	1889
33,291,207	1,869,749	35,160,956	50·40	75·72	52·91	40·43	20·65	38·47	1890
34,829,436	2,451,136	37,280,572	50·42	68·61	52·12	40·61	27·85	39·43	1891
31,317,857	2,512,839	33,830,696	57·42	75·80	59·65	32·73	19·15	31·09	1892
33,813,802	2,493,202	36,307,004	57·26	63·41	57·76	33·15	27·88	32·73	1893
29,297,598	1,408,051	30,705,649	60·53	64·73	60·96	29·13	11·89	27·31	1894
32,303,773	1,860,794	34,164,567	58·18	60·96	58·35	32·46	28·69	32·22	1895
34,460,428	1,960,740	36,421,168	58·95	60·11	59·02	32·39	29·67	32·23	1896
39,717,057	2,216,735	41,933,792	58·09	71·07	59·17	33·19	20·47	32·13	1897
34,361,795	2,092,712	36,454,507	66·51	79·66	67·78	24·56	13·96	23·53	1898
34,766,955	1,795,885	36,562,840	64·09	79·76	65·92	26·18	10·25	24·32	1899
52,534,977	1,966,417	54,501,394	59·06	78·32	60·60	32·13	13·78	30·66	1900
67,983,673	2,423,168	70,406,841	52·33	73·03	54·15	38·32	14·19	36·20	1901
66,567,784	2,994,448	69,562,232	55·78	57·13	55·87	33·95	21·47	33·13	1902
67,766,367	3,443,602	71,209,969	58·39	55·43	58·25	31·60	31·80	31·61	1903
66,856,885	3,856,168	70,713,053	55·50	59·16	55·71	33·70	30·50	33·50	1904
70,426,765	5,136,250	75,563,015	50·88	45·62	50·61	36·90	48·38	37·51	1905
83,546,266	4,455,003	88,001,309	54·12	50·44	53·96	35·48	39·87	35·68	1906
62,180,439	3,658,197	65,838,636	54·66	55·78	54·73	34·44	31·69	34·27	1907†

7-8 EDWARD VII., A. 1908

## No. 7.—STATEMENT of the Values of Goods Imported for Home Consumption into

COUNTRIES.	1903.			1904.		
	Dutiable.	Free.	Totals.	Dutiable.	Free.	Totals.
<i>British Empire.</i>	£	£	£	£	£	£
1 Great Britain.....	42,210,165	16,582,873	58,793,038	44,939,829	16,784,787	61,724,616
2 British Africa.....	158	48,903	49,121	6,282	62,859	69,141
British Australasia—						
3 Australia.....	14,225	82,684	96,909	21,350	78,409	99,759
4 New Zealand.....	301	41,876	42,177	3,080	16,362	19,442
5 British East Indies.....	393,135	1,743,943	2,137,078	430,406	2,734,113	3,164,519
6 " Guiana.....	602,863	1,456	604,319	2,178,474	411	2,178,885
7 " West Indies.....	1,572,896	225,862	1,798,758	3,722,779	473,951	4,196,730
8 Fiji.....	45,764	.....	45,764	175,849	.....	175,849
9 Hong Kong.....	132,272	7,134	139,406	118,548	6,742	125,290
10 Newfoundland.....	9,131	1,131,447	1,140,578	16,673	1,054,858	1,071,531
11 All other.....	1,334	.....	1,334	1,285	3,737	5,022
Totals, British Empire.....	44,982,244	19,866,238	64,848,482	51,614,555	21,216,229	72,830,784
<i>Foreign Countries.</i>						
12 Arabia.....	1,907	14,294	16,201	4,287	11,187	15,474
13 Argentine Republic.....	381	890,723	891,104	5	498,880	498,885
14 Austria-Hungary.....	315,799	40,744	356,543	813,014	30,631	843,645
15 Belgium.....	2,050,197	749,985	2,800,182	1,611,789	1,517,724	3,129,513
16 Brazil.....	1,319	265,738	267,057	3,042	176,219	179,261
17 Central American States.....	105	50,962	51,067	168	71,042	71,210
18 Chile.....	.....	100,503	100,503	.....	87,617	87,617
19 China.....	214,304	297,172	511,476	240,986	377,759	618,745
20 Cuba.....	239,571	32,648	272,219	272,190	78,996	351,186
21 Denmark.....	3,315	9,951	13,266	1,527	14,907	16,434
22 Danish West Indies.....	4,257	.....	4,257	7,894	5	7,899
23 Dutch East Indies.....	440,320	7,868	448,188	389,704	18,276	407,980
24 " West Indies.....	.....	.....	.....	.....	.....	.....
25 Egypt.....	18,619	131	18,750	21,451	1,397	22,858
26 France.....	5,159,258	1,420,771	6,580,029	5,056,303	1,150,208	6,206,511
27 French Africa.....	256	118,834	119,090	.....	28,275	28,275
28 " West Indies.....	.....	.....	.....	.....	.....	.....
29 Germany.....	10,444,848	1,837,789	12,282,637	6,225,405	1,950,199	8,175,604
30 Greece.....	205,668	35	205,703	229,490	122	229,612
31 Hawaii.....	7	3,159	3,166	13	2,260	2,273
32 Hayti.....	1	156	157	2	653	655
33 Holland.....	604,436	666,104	1,270,540	605,667	310,404	916,071
34 Italy.....	413,144	128,641	541,785	354,632	47,296	401,928
35 Japan.....	681,669	746,747	1,428,416	872,350	1,074,881	1,947,231
36 Mexico.....	35,273	88,060	123,333	30,482	52,353	82,835
37 Norway and Sweden.....	43,417	35,456	78,873	47,674	144,798	192,472
38 Persia.....	10,393	.....	10,393	3,398	.....	3,398
39 Peru.....	80,343	.....	80,343	187,985	.....	187,985
40 Philippines.....	11,486	.....	11,486	13,721	.....	13,721
41 Port Rico.....	300,857	2,104	302,961	255,192	2,083	257,275
42 Portugal.....	113,142	16,050	129,192	88,292	12,421	100,713
43 Russia.....	38,937	166,674	205,611	83,680	180,034	263,714
44 St. Pierre.....	2,326	2,277	4,603	3,967	2,569	6,536
45 Spain.....	749,074	74,870	823,944	780,616	84,480	865,096
46 Switzerland.....	924,541	20,186	944,727	1,360,455	28,545	1,389,000
47 Turkey.....	163,939	65,088	229,027	185,511	13,609	199,120
48 United States.....	68,538,323	60,251,914	128,790,237	77,543,780	65,466,798	143,010,578
49 Uruguay.....	.....	.....	.....	.....	.....	.....
50 Venezuela.....	198	43,148	43,346	184	24,135	24,319
51 All other.....	2,191	2,634	4,825	155	3,451	3,606
Totals, Foreign Countries..	91,813,821	68,151,416	159,965,237	97,295,021	73,464,214	170,759,235
Totals (mdse).....	136,796,065	88,017,654	224,813,719	148,909,576	94,680,443	243,590,019
Coin and Bullion—						
Great Britain.....	.....	103,863	103,863	.....	52,958	52,958
United States.....	.....	8,811,958	8,814,958	.....	7,815,937	7,815,937
Other Countries.....	.....	57,976	57,976	.....	5,418	5,418
Totals.....	.....	8,976,797	8,976,797	.....	7,874,313	7,874,313
Grand totals.....	136,796,065	96,994,451	233,790,516	148,909,576	102,554,756	251,464,33

## SESSIONAL PAPER No. 10

Canada, from the following Countries during each Fiscal Year, 1903 to 1907.

1905.			1906.			1907 (9 mos.).			
Dutiable.	Free.	Totals.	Dutiable.	Free.	Totals.	Dutiable.	Free.	Totals.	
\$	\$	\$	\$	\$	\$	\$	\$	\$	
45,099,527	15,243,177	60,342,704	52,615,725	16,568,190	69,183,915	48,750,741	15,664,674	64,415,415	1
43	21,329	21,372	160,694	14,661	175,355	90,644	27,976	118,620	2
29,676	133,296	162,972	28,383	195,796	224,179	93,901	93,655	187,556	3
11,307	38,819	50,126	5,770	295,587	301,357	8,839	166,719	175,558	4
588,796	2,137,060	2,725,856	845,651	2,508,304	3,353,985	823,236	2,000,665	2,823,901	5
2,545,339	2,383	2,547,722	2,492,707	1,502	2,494,209	2,896,283	838	2,897,121	6
4,093,988	876,170	4,970,158	4,760,371	1,099,218	5,859,589	2,209,024	624,586	2,833,610	7
425,596	.....	425,596	269,127	72	269,199	163,668	.....	163,668	8
118,378	7,884	125,762	150,172	17,905	168,077	91,866	6,908	98,774	9
10,630	1,043,983	1,054,613	5,649	1,752,776	1,758,425	7,629	1,456,102	1,463,731	10
644	2,229	2,873	744	400	1,144	903	3,479	4,382	11
52,923,924	19,505,830	72,429,754	61,335,023	22,454,411	83,789,434	55,136,734	20,945,602	75,182,336	
622	13,535	14,157	276	15,663	15,939	116	6,275	6,391	12
51,628	666,607	718,235	3,553	1,488,113	1,491,666	33,771	1,494,652	1,528,423	13
659,766	34,508	694,274	744,894	52,317	797,211	825,907	21,391	847,298	14
1,248,946	526,241	1,775,187	2,230,483	379,589	2,610,072	1,253,696	441,483	1,695,179	15
3,756	461,076	464,832	11,083	327,683	338,766	5,911	357,492	363,403	16
15,093	71,886	86,979	75,230	106,976	182,206	52	39,885	39,937	17
.....	149,545	149,545	.....	109,262	109,262	.....	148,030	148,030	18
267,746	274,091	541,837	284,835	259,115	543,950	191,912	280,423	472,335	19
325,579	40,694	367,273	380,578	58,462	439,040	361,075	74,657	435,732	20
4,493	9,351	13,844	5,330	22,122	27,452	5,036	20,911	25,947	21
9,822	.....	9,822	39	.....	39	408	.....	408	22
650,879	4,749	655,628	838,379	4,130	842,509	438,324	4,082	442,406	23
30	.....	30	.....	.....	.....	.....	.....	.....	24
25,812	1,799	27,611	21,073	7,061	28,134	19,320	8,695	28,015	25
5,345,962	1,712,781	7,058,743	6,205,612	1,462,085	7,667,697	5,532,399	1,166,796	6,699,195	26
31	29,269	29,300	75	14,548	14,623	.....	23,801	23,801	27
.....	.....	.....	.....	350	350	.....	.....	.....	28
4,995,564	1,699,806	6,695,370	5,001,722	1,985,592	6,987,314	4,046,557	1,428,351	5,474,908	29
229,055	3,878	232,933	300,845	74	300,919	295,483	288	295,771	30
52	19,155	19,207	198	15,779	15,977	180	18,701	18,881	31
.....	.....	.....	.....	.....	.....	.....	.....	.....	32
589,913	364,740	954,653	613,395	566,497	1,179,892	671,173	330,817	1,001,990	33
552,149	68,488	620,637	499,543	54,212	553,755	375,421	79,084	454,565	34
975,951	952,935	1,928,886	1,046,026	627,516	1,673,542	850,204	788,123	1,688,327	35
20,526	38,192	58,718	64,193	223,144	287,337	8,480	473,264	181,744	36
101,682	17,740	119,422	151,487	29,840	181,327	127,861	22,634	150,495	37
3,239	.....	3,239	8,434	.....	8,434	17,498	.....	17,498	38
70,409	.....	70,409	188,852	.....	188,852	22,413	20	22,433	39
9,899	12	9,911	10,541	138	10,679	9,750	38	9,788	40
290,118	656	290,774	272,011	556	272,567	131,557	22	131,579	41
79,917	18,371	98,288	113,203	15,401	128,604	115,770	12,314	128,084	42
90,759	118,328	209,087	60,167	198,068	258,235	36,713	212,163	248,876	43
2,585	4,240	6,825	1,742	3,566	5,308	2,295	2,785	5,080	44
687,232	42,027	729,259	883,454	45,337	928,791	776,158	109,996	886,154	45
1,724,241	42,696	1,766,937	1,962,749	49,660	2,012,405	1,565,769	38,923	1,604,692	46
171,149	70,604	241,753	189,452	152,021	341,473	328,156	119,705	357,861	47
78,797,440	73,634,186	152,431,626	89,540,776	79,257,600	168,798,376	78,969,028	69,629,033	148,598,061	48
.....	40,333	40,333	.....	173,893	173,893	.....	217,969	217,969	49
165	40,406	40,571	248	71,864	72,112	163	52,233	52,396	50
1,653	9,577	11,230	612	3,450	4,062	239	1,707	1,946	51
98,004,863	81,182,502	179,187,365	111,711,086	87,781,684	199,492,770	96,928,795	77,626,748	174,555,538	
150,928,787	100,688,332	251,617,119	173,046,109	110,236,095	283,282,204	152,065,529	97,672,345	249,737,874	
.....	5	5	.....	10,673	10,673	.....	165,958	165,958	
.....	10,306,945	10,306,945	.....	7,063,695	7,063,695	.....	7,344,968	7,344,968	
.....	1,485	1,485	.....	4,235	4,235	.....	6,082	6,082	
.....	10,308,435	10,308,435	.....	7,078,603	7,078,603	.....	7,517,008	7,517,008	
150,928,787	110,996,767	261,925,554	173,046,109	117,314,698	296,360,807	152,065,529	105,189,353	257,254,882	



7-8 EDWARD VII., A. 1908

## No. 8.—STATEMENT of the Values of Goods Imported into Canada

COUNTRIES.	1903.			1904.		
	Dutiable.	Free.	Totals.	Dutiable.	Free.	Totals.
<i>British Empire.</i>	\$	\$	\$	\$	\$	\$
1 Great Britain .....	42,438,595	16,526,248	58,964,843	45,168,217	16,739,734	61,907,951
2 British Africa .....	158	48,963	49,121	6,282	62,859	69,141
British Australasia—						
3 Australia .....	16,225	82,307	98,532	24,687	77,482	102,169
4 New Zealand .....	311	41,592	41,903	2,892	16,362	19,254
5 British East Indies .....	416,265	1,744,193	2,160,458	575,265	2,734,113	3,309,378
6 " Guiana .....	583,908	1,447	585,355	2,190,633	411	2,191,064
7 " West Indies .....	1,603,565	225,765	1,829,330	4,441,566	374,192	4,815,758
8 Fiji .....	231,379		231,379	138		138
9 Hong Kong .....	137,165	6,549	143,714	118,144	6,677	124,821
10 Newfoundland .....	9,030	1,131,339	1,140,369	16,812	1,054,809	1,071,621
11 All other .....	1,227		1,227	2,017	3,737	5,754
Totals, British Empire .....	45,437,828	19,808,403	65,246,231	52,546,673	21,070,376	73,617,049
<i>Foreign Countries.</i>						
12 Arabia .....	1,898	14,294	16,192	5,452	11,187	16,639
13 Argentine Republic .....	381	890,723	891,104	35	498,880	498,915
14 Austria-Hungary .....	310,491	40,349	350,840	773,685	30,388	804,073
15 Belgium .....	1,899,345	750,145	2,649,490	1,874,715	1,517,669	3,392,384
16 Brazil .....	1,293	265,738	267,031	3,045	176,219	179,264
17 Central American States .....	105	50,962	51,067	168	71,042	71,210
18 Chile .....		100,503	100,503		87,617	87,617
19 China .....	215,994	296,123	512,117	236,848	319,458	556,306
20 Cuba .....	254,920	52,631	307,551	286,784	81,024	367,808
21 Denmark .....	3,331	9,951	13,282	1,549	14,907	16,456
22 Danish West Indies .....	292		292	1,727	5	1,732
23 Dutch East Indies .....	412,871	10,558	423,429	445,468	18,276	463,744
24 " West Indies .....						
25 Egypt .....	17,257		17,257	25,291	1,240	26,531
26 France .....	5,086,879	1,417,049	6,503,928	5,142,736	1,146,612	6,289,348
27 French Africa .....	237	118,834	119,071	419	28,275	28,694
28 " West Indies .....						
29 Germany .....	10,287,909	1,839,958	12,127,867	6,054,200	1,974,344	8,028,544
30 Greece .....	212,791		212,791	247,768	33	247,801
31 Hawaii .....	7	3,159	3,166	13	2,260	2,273
32 Hayti .....	1	156	157	2	653	655
33 Holland .....	651,664	667,276	1,318,940	665,197	310,245	975,442
34 Italy .....	429,653	128,641	558,294	578,775	47,272	626,047
35 Japan .....	741,135	746,316	1,487,451	925,601	1,073,200	1,998,801
36 Mexico .....	37,257	88,318	125,575	32,725	52,353	85,078
37 Norway and Sweden .....	43,302	35,456	78,758	48,971	144,798	193,769
38 Persia .....	10,393		10,393	3,398		3,398
39 Peru .....	157,864		157,864	279,394		279,394
40 Philippines .....	14,305		14,305	15,051		15,051
41 Porto Rico .....	287,170	1,800	288,970	295,191	1,846	297,037
42 Portugal .....	106,315	16,013	122,328	93,968	12,408	106,376
43 Russia .....	39,202	166,674	205,876	82,526	180,034	262,560
44 St. Pierre .....	22,005	2,277	24,282	11,545	2,569	14,114
45 Spain .....	782,957	74,235	857,192	773,992	83,773	857,765
46 Switzerland .....	923,891	20,186	944,077	1,361,822	28,545	1,390,367
47 Turkey .....	167,927	65,088	233,015	309,385	13,609	322,994
48 United States .....	75,278,483	60,670,934	135,949,417	82,980,909	66,200,334	149,181,243
49 Uruguay .....						
50 Venezuela .....	198	43,148	43,346	184	24,135	24,319
51 All other .....	2,081	2,634	4,715	3,241	3,451	6,692
Totals, Foreign Countries .....	98,401,804	68,590,129	166,991,933	103,561,780	74,158,661	177,720,441
Totals (mdse). .....	143,839,632	88,398,532	232,238,164	156,108,453	95,229,037	251,337,490
Coin and Bullion—						
Great Britain .....		103,863	103,863		52,958	52,958
United States .....		8,814,958	8,814,958		7,815,937	7,815,937
Other countries .....		57,976	57,976		5,418	5,418
Totals .....		8,976,797	8,976,797		7,874,313	7,874,313
Grand totals .....	143,839,632	97,375,329	241,214,961	156,108,453	103,103,350	259,211,803



## SESSIONAL PAPER No. 10

from the following Countries during each Fiscal Year, 1903 to 1907.

1905.			1906.			1907 (9 mos.)			
Dutiable.	Free.	Totals.	Dutiable.	Free.	Totals.	Dutiable.	Free.	Totals.	
\$	\$	\$	\$	\$	\$	\$	\$	\$	
45,413,809	15,124,997	60,538,806	52,767,022	16,539,455	69,306,477	49,036,083	15,617,931	64,654,014	1
43	21,329	21,372	282,998	14,661	297,659	246	27,976	28,222	2
28,863	132,607	161,470	31,100	195,097	226,197	101,831	92,637	194,468	3
13,107	38,169	51,276	7,431	294,644	302,075	9,654	166,432	176,086	4
557,281	2,137,056	2,694,337	912,150	2,508,304	3,420,454	859,240	2,000,580	2,859,820	5
2,510,260	2,383	2,512,643	2,067,870	1,496	2,067,366	3,033,674	826	3,034,500	6
5,186,934	889,953	6,076,887	4,351,727	1,098,746	5,450,473	1,537,313	631,685	2,168,998	7
416,295	.....	416,295	454,380	72	454,452	185,915	.....	185,915	8
118,732	7,384	126,116	149,242	17,905	167,147	97,182	6,908	104,090	9
15,478	1,043,939	1,059,417	6,056	1,752,751	1,758,807	8,798	1,455,784	1,464,582	10
446	2,229	2,675	705	409	1,105	767	3,479	4,246	11
54,261,248	19,400,046	73,661,294	61,028,681	22,423,531	83,452,212	54,870,703	20,004,238	74,874,941	
36	13,535	13,571	147	15,663	15,810	116	6,275	6,391	12
59,136	666,607	722,743	6,177	1,488,113	1,494,290	3,291	1,494,652	1,497,943	13
664,951	34,508	699,459	742,036	52,317	794,353	827,974	21,066	849,040	14
1,463,292	525,927	1,994,219	1,943,473	379,589	2,323,062	1,261,237	441,432	1,702,669	15
3,726	462,250	465,976	11,069	327,683	338,752	5,911	357,492	363,403	16
3,665	71,886	75,551	33,287	106,976	140,263	37	39,885	39,922	17
.....	149,545	149,545	.....	109,262	109,262	386	148,030	148,416	18
276,100	274,066	550,166	281,612	259,115	510,727	188,941	280,420	469,361	19
318,746	32,391	351,137	385,624	59,476	445,100	367,919	107,400	475,319	20
4,766	9,351	14,117	7,908	22,122	30,030	5,137	20,911	26,048	21
7,153	.....	7,153	.....	.....	.....	7,000	.....	7,000	22
670,786	4,749	675,535	596,694	1,611	598,305	711,533	6,639	718,172	23
.....	.....	.....	.....	.....	.....	.....	.....	.....	24
25,911	1,611	27,522	22,728	6,885	29,613	20,655	8,550	29,205	25
5,492,411	1,708,872	7,201,283	6,240,402	1,457,355	7,697,757	5,518,020	1,161,112	6,679,132	26
.....	29,269	29,269	.....	14,548	14,548	438	23,801	24,239	27
.....	.....	.....	.....	350	350	.....	.....	.....	28
5,013,512	1,628,583	6,642,095	5,046,778	1,993,313	7,040,091	4,040,488	1,442,719	5,483,207	29
214,589	3,717	218,306	289,250	29	289,279	316,335	189	316,524	30
1,002	19,155	20,157	198	15,779	15,977	171	18,791	18,872	31
.....	.....	.....	.....	.....	.....	.....	.....	.....	32
635,299	367,253	1,002,552	589,214	571,027	1,160,241	656,266	328,145	984,411	33
417,707	68,482	486,189	526,752	54,212	580,964	322,930	81,659	404,589	34
962,353	952,434	1,914,787	1,036,984	626,845	1,662,929	871,106	787,632	1,658,738	35
22,719	38,192	60,911	64,372	223,144	287,516	19,035	473,264	492,299	36
96,952	17,740	114,692	158,220	29,840	188,060	133,820	22,634	156,454	37
3,239	.....	3,239	8,434	.....	8,434	18,139	.....	18,139	38
175,300	.....	175,300	79,143	.....	79,143	.....	20	20	39
12,610	.....	12,610	8,207	50	8,257	17,011	.....	17,011	40
355,450	595	356,045	211,174	457	211,631	42,280	.....	42,280	41
82,463	18,345	100,808	122,267	15,381	137,648	113,301	12,283	125,584	42
80,274	118,328	198,602	61,893	198,968	259,961	34,577	212,163	246,740	43
23,009	4,240	27,249	18,737	3,561	22,298	11,328	2,768	14,096	44
701,616	41,373	742,989	886,815	44,427	931,242	786,360	109,194	895,554	45
1,743,353	42,696	1,786,062	1,982,329	49,527	2,032,056	1,555,309	38,923	1,594,232	46
128,509	70,604	199,113	211,791	152,021	363,812	238,750	119,705	358,455	47
83,239,604	72,494,341	155,733,945	94,196,820	79,465,596	173,662,416	81,889,753	69,368,529	151,258,282	48
.....	40,333	40,333	.....	173,893	173,893	.....	217,969	217,969	49
165	40,406	40,571	248	71,864	72,112	163	52,233	52,396	50
1,910	9,577	11,487	568	3,450	4,018	239	1,707	1,946	51
102,903,727	79,960,961	182,864,688	115,761,651	87,993,549	203,755,200	99,985,956	77,408,102	177,394,058	
157,164,975	99,361,007	256,525,982	176,790,332	110,417,080	287,207,412	154,856,659	97,412,340	252,268,999	
.....	5	5	.....	10,673	10,673	.....	165,958	165,958	
.....	10,306,945	10,306,945	.....	7,063,695	7,063,695	.....	7,344,968	7,344,968	
.....	1,485	1,485	.....	4,235	4,235	.....	6,082	6,082	
.....	10,308,435	10,308,435	.....	7,078,603	7,078,603	.....	7,517,008	7,517,008	
157,164,975	109,669,442	266,834,417	176,790,332	117,495,683	294,286,015	154,856,659	104,929,348	259,786,007	

7-8 EDWARD VII., A. 1908

## No. 9.—STATEMENT of the Values of Goods Exported from Canada to the

	COUNTRIES.	1903.			1904.		
		Home Produce.	Foreign Produce.	Totals.	Home Produce.	Foreign Produce.	Totals.
	<i>British Empire.</i>	\$	\$	\$	\$	\$	\$
1	Great Britain .....	125,199,980	6,002,118	131,202,098	110,120,892	7,470,484	117,591,376
2	Bermuda .....	*	*	*	*	*	*
3	British Africa .....	1,931,541	16,585	1,948,126	2,318,859	61,597	2,380,456
	British Australasia—						
4	Australia .....	2,897,528	32,333	2,929,861	2,585,805	36,951	2,622,756
5	New Zealand .....	450,567	11,971	462,538	587,451	5,376	592,827
6	British East Indies .....	96,307	633	96,940	18,768	60	18,828
7	Guiana .....	513,265	1,069	514,334	481,133	1,617	482,750
8	Honduras .....	1,980		1,980	5,951	30	5,981
9	West Indies .....	2,158,850	25,983	2,184,833	2,152,129	27,645	2,179,774
10	Gibraltar .....	2,648		2,648	5,108		5,108
11	Hong Kong .....	36,055	1,700	37,755	25,452	13,907	39,359
12	Fiji .....	45,921	750	46,671	68,503		68,503
13	Newfoundland .....	2,381,966	128,960	2,510,926	2,762,348	136,342	2,898,690
14	All other .....	29,988	1,415	31,403	61,736	3,404	65,140
	Totals, British Empire .....	135,746,596	6,223,517	141,970,113	121,194,135	7,757,413	128,951,548
	<i>Foreign Countries.</i>						
15	Argentina Republic .....	1,010,827		1,010,827	1,119,258	29	1,119,317
16	Belgium .....	1,658,163	492,387	2,150,550	830,174	296,243	1,126,417
17	Brazil .....	701,100		701,100	393,811		393,811
18	Central American States .....	27,903		27,903	31,592	40	31,632
19	Chile .....	153,008	27	153,035	250,774	8	250,782
20	China .....	175,636	140	175,776	226,167	700	226,867
21	Cuba .....	765,693	3,039	768,732	819,482	2,500	821,982
22	Denmark .....	166,105	1,056	167,161	161,112	12	161,124
23	Danish West Indies .....	25,140	95,039	120,179	16,559	5	16,564
24	Dutch West Indies .....	9,563		9,563	3,392		3,392
25	France .....	1,316,713	24,905	1,341,618	1,539,462	58,466	1,597,928
26	French Africa .....	5,720		5,720	5,648		5,648
27	West Indies .....	16,131		16,131	69,373		69,373
28	Germany .....	1,618,517	479,182	2,097,699	1,358,910	460,313	1,819,223
29	Hayti .....	73,161		73,161	67,324		67,324
30	Hawaii .....	35,339	500	35,839	15,087	154	15,241
31	Holland .....	600,452	18,877	619,329	841,368	193,959	1,035,327
32	Italy .....	295,470	300	295,770	237,963	3,000	240,963
33	Japan .....	324,938	208	325,146	341,803	313	342,116
34	Madeira .....	26,072		26,072	27,333		27,333
35	Mexico .....	105,365	31,669	137,034	124,058	350	124,408
36	Norway and Sweden .....	268,515	336	268,851	426,543	102	426,645
37	Panama .....	+	+	+	6,549		6,549
38	Peru .....	67,210		67,210	30,311		30,311
39	Philippines .....	39,382	243	39,625	33,996		33,996
40	Porto Rico .....	462,527	1,976	464,503	424,948		424,948
41	Portugal .....	164,184		164,184	109,340		109,340
42	Russia .....	224,502	81	224,583	255,927	11	255,938
43	St. Pierre .....	227,549	10,138	237,687	194,334	9,798	204,132
44	Spain .....	138,553		138,553	98,408	170	98,578
45	Spanish Africa .....	62,403	263	62,666	60,105	139	60,244
46	Switzerland .....	7,433	166	7,599	3,761	134	3,895
47	United States .....	67,766,367	3,443,602	71,209,969	66,856,885	3,856,168	70,713,053
48	of Colombia .....	27,376		27,376	31,623		31,623
49	Uruguay .....	35,292		35,292	81,491		81,491
50	Venezuela .....	13,999	340	14,339	34,045		34,045
51	All other .....	38,770	96	38,866	91,358	1,212	92,570
	Totals, Foreign Countries .....	78,655,078	4,604,570	83,259,648	77,220,304	4,883,826	82,104,130
	Totals (mdse) .....	214,401,674	10,828,087	225,229,761	198,414,439	12,641,239	211,055,678
	Coin and Bullion—						
	Great Britain .....		223	223			
	United States .....		573,955	573,955		2,460,496	2,460,496
	Other Countries .....		45,785	45,785		5,061	5,061
	— Totals .....		619,963	619,963		2,465,557	2,465,557
	Grand totals .....	214,401,674	11,448,050	225,849,724	198,414,439	15,106,796	213,521,235

\* Included with B. W. Indies prior to 1905. † Included with U.S. of Colombia prior to 1904.

## SESSIONAL PAPER No. 10

following Countries during each Fiscal Year, 1903 to 1907.

1905.			1906.			1907 (9 mos.).		
Home Produce.	Foreign Produce.	Totals.	Home Produce.	Foreign Produce.	Totals.	Home Produce.	Foreign Produce.	Totals.
\$	\$	\$	\$	\$	\$	\$	\$	\$
97,114,867	4,843,904	101,958,771	127,456,465	5,636,106	133,092,571	98,691,186	6,438,415	105,129,601
544,430	15,512	559,942	389,249	9,415	398,664	236,937	7,527	243,564
1,880,038	3,324	1,883,362	1,756,439	3,280	1,759,719	1,096,478	620	1,097,098
2,159,236	34,987	2,194,223	2,072,702	9,517	2,082,219	1,984,552	14,416	1,998,968
532,382	8,251	540,633	729,303	4,751	734,054	653,323	3,466	656,789
23,630	103	23,733	19,612	1,942	21,554	21,493		21,493
465,138	3,400	468,538	481,118	6,541	487,659	387,366	1,750	389,116
3,179	20	3,199	5,613		5,613	1,367		1,367
2,374,200	30,032	2,404,232	2,337,746	21,976	2,359,722	1,781,243	18,183	1,799,426
3,000		3,000	2,700		2,700	1,200		1,200
101,080	204,098	305,178	36,519	332	36,851	93,961	14	93,975
33,130	58	33,188	59,151	86	59,237	44,421	25	44,446
3,320,209	153,389	3,473,598	3,023,047	190,562	3,213,609	2,154,420	89,849	2,244,269
25,251		25,251	51,558		51,558	29,179		29,179
108,579,770	5,297,078	113,876,848	138,421,222	5,884,538	144,305,760	107,176,226	6,574,265	113,750,491
1,461,696	101	1,461,797	1,881,983	6,849	1,888,832	1,968,323	3,230	1,971,553
1,688,116	51,691	1,739,807	1,187,950	377,216	1,565,166	1,274,582	583,376	1,857,958
517,148		517,148	649,228	149	649,377	701,827	1,096	702,923
46,798	52	46,850	66,358	48	66,406	76,298	228	76,526
206,555	17	206,572	238,991	160	239,151	222,743		222,743
980,876	24,972	1,005,848	839,468	16,290	855,758	333,892	374	334,176
884,975	2,204	887,179	1,217,410	4,356	1,221,766	1,008,281	1,532	1,009,813
203,889	754	204,643	143,575		143,575	102,887	590	103,477
14,123	3	14,126	16,604	105	16,709	13,716	109	13,825
7,255	4,047	11,302	768		768	528		528
1,479,999	31,299	1,511,298	2,110,444	9,647	2,120,091	1,402,832	6,740	1,409,572
10,573		10,573	7,028		7,028	1,344		1,344
60,639		60,639	18,299		18,299	3,720		3,720
1,123,586	23,068	1,146,654	1,690,907	181,650	1,872,557	735,823	330,782	1,066,605
46,574		46,574	33,441	2	33,443	24,930		24,930
14,143	759	14,902	6,252	249	6,501	6,895		6,895
519,624	31,197	550,821	636,943	187,825	824,768	449,262	365,715	814,977
198,973		198,973	215,599	256	215,855	352,184	658	352,842
508,609	2,316	510,925	492,275	1,677	493,952	535,863	2,685	538,548
29,736		29,736	31,359		31,359	33,859		33,859
113,455	2,420	115,875	256,351	2,991	259,372	312,563	4,552	317,115
303,735	198	303,933	251,010	68	251,078	230,512	528	231,040
39,066	35	39,101	58,654	756	59,410	71,990	75	72,065
58,785	6	58,791	40,080		40,080	69,065		69,065
62,893	35	62,928	4,686		4,686	1,196		1,196
414,342	740	415,082	514,055	585	514,640	420,642		420,642
128,921	72	128,993	89,598		89,598	154,538		154,538
241,005	651	241,656	222,040	375	222,415	241,481		241,481
169,234	5,956	175,190	146,687	5,360	152,047	88,065	3,189	91,254
50,223		50,223	55,686		55,686	48,315		48,315
51,294		51,294	24,105		24,105	24,619		24,619
8,525	889	9,414	29,809	421	30,230	1,556	2,815	4,371
70,426,765	5,136,250	75,563,015	83,546,306	4,455,003	88,001,309	62,180,439	3,658,197	65,838,636
11,402		11,402	42,110	667	42,777	31,713	1,156	32,869
103,074	14	103,088	161,293	1,752	163,045	91,787		91,787
22,899		22,899	21,109		21,109	13,977		13,977
65,671	291	65,962	114,243	34,851	119,094	134,923	35	134,958
82,275,176	5,320,037	87,595,213	97,062,734	5,289,398	102,352,042	73,369,080	4,967,662	78,336,742
190,854,946	10,617,115	201,472,061	235,483,956	11,173,846	246,657,802	180,545,306	11,541,927	192,087,233
				2,366	2,366		6,200	6,200
	1,841,056	1,841,056		9,805,243	9,805,243		13,182,844	13,182,844
	3,755	3,755		121,219	121,219		920	920
	1,844,811	1,844,811		9,928,828	9,928,828		13,189,964	13,189,964
190,854,946	12,461,926	203,316,872	235,483,956	21,102,674	256,586,630	180,545,306	24,731,891	205,277,197



7-8 EDWARD VII., A. 1908

NO. 10.—STATEMENT of the Values of the Aggregate Trade of Canada with  
(Including

COUNTRIES.	1903.			1904.		
	Imports.	Exports.	Totals.	Imports.	Exports.	Totals.
<i>British Empire.</i>	\$	\$	\$	\$	\$	\$
1 Great Britain.....	59,068,706	131,202,321	190,271,027	61,960,909	117,591,376	179,552,285
2 Bermuda.....	*	*	*	*	*	*
3 British Africa.....	49,121	1,948,126	1,997,247	69,141	2,380,456	2,449,597
British Australasia—						
4 Australia.....	98,532	2,929,861	3,028,393	102,169	2,622,756	2,724,925
5 New Zealand.....	41,903	462,538	504,441	19,254	502,827	612,081
6 British East Indies.....	2,160,458	96,940	2,257,398	3,309,576	18,828	3,328,404
7 " Guiana.....	585,355	514,334	1,099,689	2,191,064	482,750	2,673,814
8 " West Indies.....	1,830,253	2,184,833	4,015,086	4,815,828	2,179,774	6,995,602
9 Fiji.....	231,379	46,671	278,050	138	68,503	68,641
10 Hong Kong.....	143,714	37,755	181,469	124,821	39,359	164,180
11 Newfoundland.....	1,197,872	2,516,576	3,713,948	1,076,757	2,898,751	3,975,508
12 All other.....	1,227	36,031	37,258	5,754	76,229	81,983
Totals, British Empire.....	65,408,020	141,975,986	207,384,006	73,675,411	128,951,609	202,627,020
<i>Foreign Countries.</i>						
13 Arabia.....	16,192	.....	16,192	16,639	.....	16,639
14 Argentine Republic.....	891,104	1,010,827	1,901,931	498,915	1,119,317	1,618,232
15 Austria-Hungary.....	350,840	1,553	352,393	804,073	338	804,411
16 Belgium.....	2,649,490	2,150,550	4,800,040	3,392,384	1,126,417	4,518,801
17 Brazil.....	267,031	701,100	968,131	179,261	393,811	573,075
18 Central American States.....	51,067	27,903	78,970	71,210	31,632	102,842
19 Chile.....	100,503	153,035	253,538	87,617	250,782	338,399
20 China.....	512,167	175,876	688,043	556,306	226,867	783,173
21 Cuba.....	307,551	768,732	1,076,283	367,808	821,982	1,189,790
22 Denmark.....	13,282	167,161	180,443	16,456	161,124	177,580
23 Danish West Indies.....	292	120,179	120,471	1,732	16,564	18,296
24 Dutch East Indies.....	423,429	.....	423,429	463,744	.....	463,744
25 " West Indies.....	.....	9,563	9,563	.....	3,392	3,392
26 Ecuador.....	1,558	3,451	5,009	3,086	6,078	9,164
27 Egypt.....	17,257	627	17,884	26,531	5,064	31,595
28 France.....	6,503,928	1,341,618	7,845,546	6,289,362	1,597,928	7,887,290
29 French Africa.....	119,071	5,720	124,791	28,694	5,648	34,342
30 " West Indies.....	.....	16,131	16,131	.....	69,373	69,373
31 Germany.....	12,127,867	2,097,699	14,225,566	8,028,544	1,819,223	9,847,767
32 Greece.....	212,791	1,531	214,322	247,801	5,634	253,435
33 Hawaii.....	3,166	35,839	39,005	2,273	15,241	17,514
34 Hayti.....	157	73,161	73,318	655	67,324	67,979
35 Holland.....	1,318,940	619,329	1,938,269	975,442	1,035,327	2,010,769
36 Italy.....	558,294	295,770	854,064	626,047	240,963	867,010
37 Japan.....	1,487,451	325,181	1,812,632	1,998,801	342,116	2,340,917
38 Mexico.....	125,575	137,034	262,609	85,078	124,408	209,486
39 Norway and Sweden.....	78,758	268,851	347,609	193,769	426,645	620,414
40 Panama.....	+	+	+	.....	6,549	6,549
41 Persia.....	10,393	.....	10,393	3,398	3,649	7,047
42 Peru.....	157,864	67,210	225,074	279,394	30,311	309,705
43 Philippines.....	14,305	39,625	53,930	15,051	33,996	49,047
44 Porto Rico.....	288,970	464,503	753,473	297,037	424,948	721,985
45 Portugal.....	122,328	164,184	286,512	106,376	109,340	215,716
46 Russia.....	205,876	224,583	430,459	262,560	255,938	518,498
47 St. Pierre.....	24,282	277,687	301,969	14,114	209,132	223,246
48 Spain.....	857,192	133,553	995,745	857,765	98,578	956,343
49 Spanish Africa.....	.....	62,666	62,666	.....	60,244	60,244
50 Switzerland.....	944,077	7,599	951,676	1,390,367	3,895	1,394,262
51 Turkey.....	233,015	3,479	236,494	322,094	5,600	328,594
52 United States.....	144,764,375	71,783,924	216,548,299	156,997,180	73,173,549	230,170,729
53 " of Colombia.....	1,722	27,376	29,098	52	31,623	31,675
54 Uruguay.....	.....	35,292	35,292	.....	81,491	81,491
55 Venezuela.....	43,346	14,339	57,685	24,319	34,045	58,364
56 All other.....	1,435	54,297	55,732	3,554	93,540	97,094
Totals, Foreign Countries.....	175,806,941	83,873,738	259,680,679	185,536,392	84,569,626	270,106,018
Grand Totals.....	241,214,961	225,849,724	467,064,685	259,211,803	213,521,235	472,733,038

\* Included with B. W. Indies prior to 1905.

† Included with U. S. of Colombia prior to 1904.



## SESSIONAL PAPER No. 10

the following Countries during each Fiscal Year 1903 to 1907.

*Coin and Bullion.*)

1905.			1906.			1907 (9 mos.).			
Imports.	Exports.	Totals.	Imports.	Exports.	Totals.	Imports.	Exports.	Totals.	
£	£	£	£	£	£	£	£	£	
69,538,811	101,958,771	162,497,582	69,317,150	133,094,937	202,412,087	64,819,972	105,135,801	169,955,773	1
.....	559,942	559,942	.....	398,694	398,694	.....	243,561	243,564	2
21,372	1,883,362	1,904,734	297,659	1,759,719	2,057,378	28,222	1,097,098	1,125,320	3
161,470	2,194,223	2,355,693	226,197	2,082,219	2,308,416	194,468	1,998,968	2,193,436	4
51,276	540,633	591,909	302,075	734,054	1,036,129	176,086	656,789	832,875	5
2,695,202	23,733	2,718,935	3,420,454	21,554	3,442,008	2,860,130	21,493	2,881,623	6
2,512,643	468,538	2,981,181	2,067,366	487,659	2,555,025	3,034,500	389,116	3,423,616	7
6,077,013	2,404,232	8,481,245	5,453,994	2,359,722	7,813,716	2,174,332	1,799,426	3,973,818	8
416,295	33,188	449,483	454,452	59,237	513,689	185,915	44,446	230,361	9
126,116	305,538	431,654	167,546	40,281	207,827	104,194	93,975	198,169	10
1,059,417	3,473,713	4,533,130	1,758,807	3,213,856	4,972,663	1,464,582	2,244,469	3,709,051	11
2,675	31,450	34,125	1,105	59,871	60,976	4,246	31,746	35,992	12
173,662,290	113,877,323	187,539,613	83,466,805	144,311,803	227,778,608	75,046,707	113,756,891	188,803,598	
13,571	.....	13,571	15,810	.....	15,810	6,391	.....	6,391	13
722,743	1,461,797	2,184,540	1,494,290	1,888,832	3,383,122	1,497,943	1,971,553	3,469,496	14
699,459	688	700,147	794,353	5,784	800,137	849,040	27,064	876,104	15
1,994,219	1,739,807	3,734,026	2,323,062	1,565,166	3,888,228	1,702,669	1,857,958	3,560,627	16
465,976	517,148	983,124	338,752	649,377	988,129	363,493	702,923	1,066,326	17
75,551	46,850	122,401	140,263	66,496	260,669	39,922	76,526	116,448	18
149,545	206,572	356,117	109,262	239,151	348,413	148,416	222,743	371,159	19
550,166	1,009,128	1,559,294	540,752	973,150	1,513,902	469,361	334,896	804,257	20
351,137	887,179	1,238,316	445,100	1,221,766	1,666,866	475,319	1,009,813	1,485,132	21
14,117	204,643	218,760	30,030	143,575	173,605	26,048	103,477	129,525	22
7,153	14,126	21,279	.....	16,709	16,709	7,090	15,825	22,925	23
675,535	661	676,196	598,505	628	698,933	718,172	.....	718,172	24
.....	11,302	11,302	.....	768	768	.....	528	528	25
772	6,150	6,922	316	2,823	3,139	43	4,729	4,772	26
27,522	10,876	38,398	29,613	19,424	49,037	29,205	38,663	67,868	27
7,201,679	1,511,298	8,712,977	7,698,047	2,129,091	9,818,138	6,679,349	1,409,572	8,088,921	28
29,269	10,573	39,842	14,548	7,028	21,576	24,239	1,344	25,583	29
.....	60,639	60,639	350	18,299	18,449	.....	3,720	3,720	30
6,642,139	1,146,654	7,788,793	7,040,091	1,872,557	8,912,648	5,483,207	1,066,605	6,549,812	31
128,306	369	218,675	289,279	1,045	290,324	316,524	311	316,835	32
29,157	14,902	35,059	15,977	6,501	22,478	18,872	6,895	25,767	33
.....	46,574	46,574	.....	33,443	33,443	.....	24,930	24,930	34
1,902,552	550,821	1,553,373	1,160,241	824,768	1,985,009	984,411	814,977	1,799,388	35
486,189	198,973	685,162	580,964	215,855	796,819	404,589	352,842	757,431	36
1,914,787	510,925	2,425,712	1,662,929	494,102	2,157,031	1,658,795	538,548	2,197,343	37
60,911	115,875	176,786	287,516	259,372	546,888	492,299	317,115	809,414	38
114,692	303,933	418,625	188,060	251,078	439,138	156,454	231,040	387,494	39
.....	39,101	39,101	.....	59,419	59,419	.....	72,065	72,065	40
3,239	210	3,449	8,434	.....	8,434	18,139	58	18,197	41
175,300	58,791	234,091	70,143	40,080	110,223	20	69,065	69,085	42
12,010	62,928	74,938	8,257	4,686	12,943	17,011	1,196	18,207	43
356,045	415,082	771,127	211,631	514,640	726,271	42,280	420,642	462,922	44
100,808	128,993	229,801	137,648	89,598	227,246	125,584	154,538	280,122	45
198,602	241,656	440,258	259,961	222,415	482,376	240,740	241,481	488,221	46
27,449	175,190	202,439	22,298	152,047	174,315	14,096	91,254	105,350	47
742,989	50,223	793,212	931,242	55,686	986,928	895,554	48,315	943,869	48
.....	51,294	51,294	.....	24,105	24,105	.....	24,619	24,619	49
1,786,116	9,414	1,795,530	2,032,056	30,230	2,062,286	1,594,232	4,371	1,598,603	50
199,113	603	199,716	363,812	46,335	410,147	358,455	4,842	363,297	51
166,040,890	77,404,071	243,444,961	180,726,111	97,806,552	278,532,663	158,603,250	79,021,480	237,624,730	52
3,200	11,402	14,602	.....	42,777	42,777	.....	32,869	32,869	53
40,333	103,088	143,421	173,893	163,045	336,938	217,969	91,787	399,756	54
40,571	22,899	63,470	72,112	21,109	93,221	52,396	13,977	66,373	55
7,515	76,081	83,596	3,702	104,414	108,116	1,903	93,150	95,053	56
193,172,127	89,439,549	282,611,676	210,819,210	112,274,827	323,094,037	184,739,300	91,520,306	276,259,606	
266,834,417	203,316,872	470,151,289	294,286,015	256,586,630	550,872,645	259,786,007	205,277,197	465,063,204	

7-8 EDWARD VII., A. 1908

No. 11.—ITEMIZED STATEMENT showing the Values of all Imports into and Exports of all Goods Entered for Consumption, with the amounts of

ARTICLES.	ENTERED FOR HOME CONSUMPTION.					
	1906.			1907 (9 mos).		
	Quantity.	Value.	Duty.	Quantity.	Value.	Duty.
		\$	\$ cts.		\$	\$ cts.
1 Agricultural products, N.E.S. ....						
2 Ale, beer and porter in bottles . . Galls.	543,949	363,889	130,862 03	550,909	372,681	132,344 44
3 " " " in casks. . . . . "	224,488	49,586	36,991 35	195,454	40,475	31,807 41
Total ale and beer . . . . . "	768,437	413,475	167,853 38	746,363	413,156	164,151 85
4 Ale, ginger. ....		14,774	2,060 55		12,725	1,811 07
Animals, living, viz. :—						
5 Dogs . . . . . No.	343	11,073		294	10,237	
6 Cattle, 1 year old or less. . . . . "	14,277	182,963	36,592 60	5,554	64,519	13,059 05
7 " " over 1 year old . . . . . "						
8 Horses, 1 year old or less . . . . . "	16,340	744,588	148,917 60	15,506	647,365	138,327 90
9 " " over 1 year old . . . . . "						
10 Hogs . . . . . Lbs.	124,795	7,233	1,871 93	330	50	4 95
11 Sheep, 1 year old or less. . . . . No.	69,985	199,962	39,992 40	73,463	227,380	47,052 55
12 " " over 1 year old. . . . . "						
13 Poultry . . . . . "		53,073	10,637 33		31,127	6,692 11
14 All other, N.E.S. . . . . "						
Animals for improvement of stock :—						
15 Horses . . . . . No.	1,482	824,379		1,900	1,105,158	
16 Cattle . . . . . "	542	57,509		242	30,555	
17 Goats . . . . . "	22	96		19	151	
18 Sheep . . . . . "	334	8,688		530	14,615	
19 Swine . . . . . "	88	2,364		66	2,509	
20 Fowls, domestic, pure bred, and pheasants and quails and homing or messenger pigeons . . . . .		11,776			9,392	
Animals brought into Canada temporarily, and for a period not exceeding 3 months, for the purpose of exhibition or competition for prizes offered by any agricultural or other association, viz. :—						
21 Horses . . . . .						
22 Cattle . . . . .						
23 Sheep . . . . .						
24 All other, N.E.S. . . . .						
Total animals, living.. . . .		2,103,704	238,011 86		2,143,058	205,136 56
25 Animals, products of, N.E.S. . . . .						
26 Artificial limbs. . . . .		21,225			14,190	
27 Ashes. . . . .						
28 Ashes, pot and pearl, in pkgs. of less than 25 lbs. . . . . Lbs.				1,426	103	15 80
29 Ashes, pot and pearl, in pkgs. of not less than 25 lbs. . . . . "	287,611	12,420		127,111	5,291	
30 Asphaltum or asphalt. . . . . Cwt.	158,273	172,641		263,017	239,811	
31 Bagatelle tables or boards. . . . . No.	616	214	72 91	9	315	110 25
32 Bags which contained cement . . . . .		170,272	41,892 99		72,497	15,701 66
33 Baking powders. . . . . Lbs.	491,180	138,585	29,470 56	292,603	83,443	17,551 18

## SESSIONAL PAPER No. 10

from Canada in each Fiscal Year from 1903 to 1907, and the Quantities and Values duties collected thereon for each Fiscal Year 1906 and 1907.

IMPORTS.					EXPORTS.				
Value.					Value.				
1903.	1904.	1905.	1906.	1907 (9 mos.).	1903.	1904.	1905.	1906.	1907 (9 mos.).
£	£	£	£	£	£	£	£	£	£
					718,339	1,950,662	97,546	99,982	69,153
189,251	238,863	294,274	361,569	381,961	9,873	10,961	15,361	8,470	8,565
60,451	60,303	55,014	50,511	38,483					
249,702	299,166	349,288	412,080	420,444	9,873	10,961	15,361	8,470	8,565
7,825	10,685	9,265	16,171	22,741					
23,999	8,884	8,594	11,073	10,237					
497,438	422,039	281,210	186,338	67,019	60,471	26,684	22,613	34,967	19,434
					11,369,791	10,477,237	11,350,766	11,654,584	10,923,235
860,672	934,296	561,303	1,078,888	897,925	5,045	1,670	2,325	3,115	680
1,626	7,317	329,078	386,995	110	1,033,363	647,457	751,873	894,468	824,063
213,728	202,301	210,131	201,912	242,410	322,369	26,045	41,308	12,811	12,433
54,690	55,936	43,056	55,717	39,925	989,638	854,059	686,728	643,318	896,888
					669,236	693,438	718,378	530,687	418,419
					41,847	46,756	42,314	58,889	58,768
					23,816	45,838	29,943	48,498	22,111
636,331	577,413	672,693	820,679	1,103,458					
159,238	120,212	61,755	57,509	29,655					
		714	96	151					
3,614	4,866	10,221	8,688	14,615					
5,846	6,928	2,939	2,364	2,509					
5,033	6,552	7,612	11,776	9,392					
562,484	646,717	520,876	378,492	590					
1,320	13,325	13,600	6,125						
14,061	15,530	450	260	300					
		16,856	3,810						
3,040,080	3,022,316	2,741,088	3,210,722	2,418,206	14,453,576	12,819,184	13,646,248	13,881,337	13,167,631
17,148	18,713	19,680	21,225	14,190	149,727	115,286	128,034	141,309	127,277
					71,485	66,028	60,435	67,784	38,180
				103					
10,394	4,088	5,794	12,420	5,291	45,846	35,833	37,938	37,860	31,319
96,046	139,026	133,564	172,641	239,811					
834	247	201	214	315					
			172,475	73,118					
108,392	121,343	141,856	106,636	83,914					

7-8 EDWARD VII., A. 1908

## No. 11.—ITEMIZED STATEMENT showing the Values of Imports

ARTICLES.	ENTERED FOR HOME CONSUMPTION.					
	1906.			1907 (9 mos).		
	Quantity.	Value.	Duty.	Quantity.	Value.	Duty.
		\$	\$ cts.		\$	\$ cts.
1 Balls, cues and racks and cue tips for bagatelle boards and billiard tables.....		8,082	2,670 60		8,860	2,647 21
2 Balsam.....		57,879	18,939 50		55,456	17,689 30
3 Baskets of all kinds, N.E.S.....		596			55	
4 Bees.....						
5 Belts, surgical, and trusses, electric belts, pessaries and suspensory bandages of all kinds.....		25,392	4,836 30		20,666	4,010 37
6 Belts, of all kinds, N.O.P.....		87,568	26,308 80		78,542	26,174 94
7 Bells, imported by and for the use of churches.....		70,404			43,269	
8 Bells and gongs, N.E.S.....		38,725	11,630 00		31,460	9,429 40
9 Billiard tables..... No. 482		32,916	11,050 46	555	28,793	9,517 70
10 Blacking, shoe and shoemaker's ink; shoe, harness and leather dressing, N.O.P.....		86,413	21,113 42		64,470	15,808 99
11 Blinds of wood, metal or other material, not textile or paper.....		5,502	1,650 60		949	277 90
12 Blueing—laundry blueing of all kinds.....		26,826	4,741 34		23,535	4,028 18
13 Boats, life and life-saving apparatus specially imported by societies established to encourage the saving of human life.....					83	
14 Boats, open, pleasure, sail boats, skiffs and canoes..... No. 511		90,795	22,648 76	354	48,604	12,041 52
15 Bolsters and pillows.....		9,911	2,892 30		11,548	3,403 00
16 Bones, crude, not manufactured, burned, calcined, ground or steamed..... Cwt. 33,425		25,528		17,861	15,519	
17 Bone pitch, crude only.....		718			1,246	
Books, periodicals, pamphlets, &c.:—						
18 Books, printed periodicals and pamphlets, N.E.S.....		1,045,750	97,657 33		916,820	84,573 19
19 Novels or works of fiction, or literature of a similar character, unbound or paper bound, or in sheets, not to include Christmasannals, toy books, &c.....						
20 Freight and telegraph rates, book form.....		99,635	18,746 66		85,370	17,219 68
21 Bank notes, bonds, bills of exchange, cheques, promissory notes, drafts and all similar work unsigned, and cards and other commercial blank forms printed or lithographed, or printed from steel or copper or other plates, and other printed matter, N.E.S.....		123,616	42,412 41		140,627	47,565 42
22 Bibles, prayer books, psalm and hymn books, &c.....		238,655			147,743	



SESSIONAL PAPER No. 10

into and Exports from Canada, &c.—*Continued.*

IMPORTS.					EXPORTS.				
Value.					Value.				
1903.	1904.	1905.	1906.	1907 (9 mos.)	1903.	1904.	1905.	1906.	1907 (9 mos.)
\$	\$	\$	\$	\$	\$	\$	\$	\$	\$
3,823	6,657	3,968	8,082	8,860					
36,675	50,644	53,889	58,873	57,586	7,117	13,907	11,744	10,463	4,464
110	55	113	596	55					
25,398	29,271	29,488	25,392	20,666					
57,829	76,198	66,411	89,299	78,595					
37,825	43,053	40,790	70,404	43,269					
28,459	35,982	39,568	38,714	31,582					
20,522	30,039	34,809	32,916	28,793					
82,301	79,719	87,139	86,839	64,746					
735	1,084	1,043	5,502	1,229					
23,379	24,001	24,638	26,542	22,834					
4	215			83					
30,766	34,325	39,209	91,256	48,604					
8,797	10,722	12,560	9,969	11,548					
45,930	16,253	24,968	25,528	15,519	32,228	38,416	47,414	43,328	31,686
2,478	340	810	718	1,246					
768,907	850,483	985,157	1,046,511	918,660	205,293	253,427	268,266	325,254	216,680
98,681	103,855	102,624	99,323	85,385					
77,734	91,976	104,728	125,035	140,784					
202,517	216,849	230,571	238,655	147,743					

7-8 EDWARD VII., A. 1908

## No. 11.—ITEMIZED STATEMENT showing the Values of Imports

ARTICLES.		ENTERED FOR HOME CONSUMPTION.					
		1906.			1907 (9 mos.)		
		Quantity.	Value.	Duty.	Quantity.	Value.	Duty.
	Books, periodicals, &c.— <i>Con.</i>		\$	\$ cts.		\$	\$ cts.
1	Books printed by any government or by any scientific association, &c., and not for trade purposes.		2,895			3,272	
2	Books, embossed, for the blind and books for the instruction of the deaf and dumb and blind.		340			202	
3	Books not printed or reprinted in Canada, for use of colleges, &c., free libraries, college libraries, &c., and law societies, and being the property of the organized authorities of such library and not in any case the property of individuals, also books in print more than 12 years.		282,947			248,542	
4	Books on the application of science to industries of all kinds, including books on agriculture, horticulture, mining, architecture, engineering, &c., and similar industrial books, also books printed in any language other than the English and French languages, or in any two languages not being the English and French, or in any three or more languages.		112,428			103,665	
5	Charts and maps.		20,902	3,859 54		19,256	3,826 20
6	Charts and maps for the use of schools for the blind.						
7	Charts, admiralty.		1,191			1,107	
8	Chromos, chromotypes, oleographs, or like work produced by any process other than hand painting or drawing, and having any advertisement or advertising matter printed, lithographed, or stamped thereon, or attached thereto, or other similar artistic work, lithographed printed or stamped on paper or cardboard for business or advertisement purposes, N. O. P.	Lbs.	3,932	900 596 30	3,019	948	434 25
9	Globes, geographical, topographical and astronomical.		3,879			3,776	
10	Labels for fruit, vegetables, meat, fish and confectionery, &c.		171,572	61,626 05		112,313	40,429 76
11	Manuscripts and insurance maps.		4,115			5,498	
12	Newspapers or supplemental editions or parts thereof partly printed and intended to be completed and published in Canada.		2,874	718 50		549	137 09

SESSIONAL PAPER No. 10  
into and Exports from Canada, &c.—*Continued.*

IMPORTS.					EXPORTS.				
Value.					Value.				
1903.	1904.	1905.	1906.	1907. (9 mos.)	1903.	1904.	1905.	1906.	1907. (9 mos.)
\$	\$	\$	\$	\$	\$	\$	\$	\$	\$
3,744	3,459	2,811	2,895	3,272	.....	.....	.....	.....	1
153	393	3,228	340	202	.....	.....	.....	.....	2
226,761	238,878	256,249	282,947	248,542	.....	.....	.....	.....	3
84,835	113,539	104,984	112,428	103,665	.....	.....	.....	.....	4
19,780	17,923	17,543	20,902	19,182	.....	.....	.....	.....	5
.....	.....	52	.....	.....	.....	.....	.....	.....	6
916	1,046	871	1,191	1,107	.....	.....	.....	.....	7
3,732	5,906	3,066	900	948	+4,346	+4,216	+4,710	+4,548	+2,402 8
2,751	3,131	2,781	3,879	5,776	.....	.....	.....	.....	9
112,919	135,759	149,181	170,926	110,097	.....	.....	.....	.....	10
2,292	18,988	4,474	4,115	5,498	.....	.....	.....	.....	11
1,597	3,917	5,386	2,874	549	.....	.....	.....	.....	12

+ Photographs.

7-8 EDWARD VII., A. 1908

## No. 11.—ITEMIZED STATEMENT showing the Values of Imports

ARTICLES.		ENTERED FOR HOME CONSUMPTION.					
		1906.			1907 (9 mos).		
		Quantity.	Value.	Duty.	Quantity.	Value.	Duty.
			\$	\$ cts.		\$	\$ cts.
Books, periodicals, &c— <i>Con.</i>							
1 Newspapers and quarterly, monthly and semi-monthly magazines and weekly literary papers, unbound.			314,363			271,210	
2 Pamphlets, advertising, pictorial show cards, illustrated advertising periodicals, illustrated price books, catalogues and price lists; advertising calendars and almanacs; patent medicine or other advertising circulars, fly sheets or pamphlets	Lbs.	655,936	159,506	96,520 20	515,916	126,484	74,587 25
3 Posters, advertising bills, and folders	"	107,787	23,809	16,107 05	77,835	18,503	11,481 00
4 Printed music bound or in sheets			110,266	10,499 91		92,476	8,693 84
Total books, periodicals, &c.			2,719,643	348,743 95		2,300,361	288,947 68
5 Boot, shoe and stay laces of any material.			132,909	33,733 90		134,019	34,917 80
6 Boots and shoes and slippers of all kinds, except rubber and leather.			100,340	22,353 05		108,636	24,622 98
7 Braces or suspenders, and metal parts of			84,782	27,208 89		76,111	24,671 84
Breadstuffs, &c., viz. :—							
8 Arrowroot	Lbs.	31,248	1,355	196 50	18,654	1,030	154 74
9 Barley, pot, pearl, rolled roasted or ground	"				70,110	2,597	572 10
10 Biscuits, of all kinds, sweetened	"	255,245	35,551	7,103 53	336,742	42,710	8,576 02
11 Biscuits of all kinds, not sweetened	"	271,761	18,220	4,190 84	293,467	19,739	4,243 49
12 Bread, unleavened, for religious purposes			15,044			22,865	
13 Cereal foods, prepared						101,371	19,873 52
14 " " in packages, not exceeding 25 lbs., weight			155,649	30,926 60			
15 Macaroni and vermicelli	Lbs.	2,793,579	107,068	26,767 00	2,481,776	104,175	28,806 09
16 Rice, cleaned	"	15,614,150	339,253	169,517 97	8,214,801	188,953	71,879 22
17 " uncleaned, unhulled or paddy	"	19,059,973	313,600	74,290 07	8,904,102	147,634	33,771 45
18 Rice and sago flour and sago	"	942,567	16,482	3,129 62	878,655	138,961	
19 Tapioca	"	2,079,067	54,318	9,955 73	2,379,501	13,410	2,601 85
20 All other breadstuffs, N.E.S.			75,798	14,278 12		93,066	17,507 94
Total breadstuffs, N.E.S.			1,132,338	340,355 98		49,024	9,385 81
Grain, viz. :—							
21 Barley	Bush.	3,025	1,895	542 20	2,528	1,665	452 60
22 Beans	"	27,106	45,170	4,065 55	24,092	41,004	4,750 70
23 Locust beans and locust bean meal	Lbs.	17,669	738		25,332	657	





7-8 EDWARD VII., A. 1908

## No. 11.—ITEMIZED STATEMENT showing the Values of Imports

ARTICLES.		ENTERED FOR HOME CONSUMPTION.					
		1906.			1907 (9 mos).		
		Quantity.	Value.	Duty.	Quantity.	Value.	Duty.
			\$	\$ cts.		\$	\$ cts.
Breadstuffs— <i>Concluded.</i>							
Grain— <i>Concluded.</i>							
1	Buckwheat..... Bush.	99	120	9 90	3,467	3,566	506 15
2	Indian corn for distillation..	1,349,776	721,653	101,233 29	935,325	524,370	70,149 49
3	" " N.E.S. "	9,966,421	5,458,295	5,553 23	9,911,301	5,175,875	.....
4	Oats .....	46,298	22,056	4,553 23	6,569	3,200	638 54
5	Pease .....	5,055	9,080	505 50	5,691	12,040	755 20
6	" split .....						
7	Rye .....	24,072	15,068	2,407 20	35,045	24,879	3,504 50
8	Wheat .....	64,927	49,741	7,791 24	24,755	17,735	2,970 28
9	Grain, all other. ....						
	Total grain.....		6,323,816	121,108 11		5,804,991	83,727 46
Grain, products of, viz. :—							
10	Malt.....		68,240	14,072 00		20,649	4,097 94
11	Bran, mill feed, &c .....		72,393	14,158 03		57,526	11,505 20
12	Buckwheat meal or flour.....	Lbs.	104,002	2,866	269 01	131,004	3,785
13	Indian or corn meal .....	Brls.	26,713	69,851	6,677 66	23,957	63,325
14	Oatmeal .....	Lbs.	32,974	885	167 53	5,096	171
15	Rolled oats.....	"	430,090	8,482	2,580 55	12,720	354
16	Rye flour .....	Brls.	1,820	6,235	910 00	2,206	7,078
17	Wheat flour .....	"	41,912	162,120	25,127 00	34,109	119,656
18	Hominy, cracked, evaporated or dried corn .....			4,922	984 40		2,568
19	Meal, all other.....						513 60
20	Grain, flour and meal of all kinds, when damaged by water <i>in transitu</i> .....			657	131 40	10	2 00
	Total grain products .....		396,651	65,068 58		275,122	44,256 73
	Total breadstuffs.....		7,852,805	526,532 67		7,052,568	336,564 83
Brick, slays and tiles ( <i>see</i> Earth- ware):—							
21	Fire brick and stove linings, N.E.S. ....		51,892	10,072 99		157,616	15,693 71
22	Fire brick for use exclusively in process of manufacture.....	M.	24,975	539,962	15,883	349,185	.....
23	Bath brick .....		1,466	211 97		1,076	162 73
24	Building brick .....	M.	21,934	194,897	38 356 07	8,495	88,144
25	Paving brick .....	"	4,104	46,008	9,170 94	2,182	23,256
26	China clay .....	Cwt.	176,084	65,909		202,181	78,772
27	Fire clay, unmanufactured.....			131,130			85,044
28	Manufactures of clay, N.O.P.....			30,067	5,974 48		45,845
29	Pipe clay .....			1,333			307
30	Clay, all other, N.E.S. ....			22,132			14,117
31	Drain tiles, not glazed.....			4,727	918 79		12,106
32	Drain pipes and sewer pipes, chimney linings or vents and inverted blocks, glazed or un- glazed.....			131,353	43,729 10		93,458
	Total bricks, clays and tiles.....		1,220,876	108,434 34		948,926	79,402 31

## SESSIONAL PAPER No. 10

into and Exports from Canada, &c.—*Continued.*

IMPORTS.					EXPORTS.				
Value.					Value.				
1903.	1904.	1905.	1906.	1907 (9 mos.).	1903.	1904.	1905.	1906.	1907 (9 mos.).
£	£	£	£	£	£	£	£	£	£
.....	140	83	120	3,566	175,394	234,029	281,094	276,031	196,002
487,054	554,898	658,174	1,037,026	538,942	1,085,601	2,775,807	2,962,367	2,636,210	2,090,313
3,250,329	4,861,872	5,521,035	5,545,767	5,175,875	2,632,886	1,603,461	1,087,731	1,858,324	1,936,791
70,651	32,907	730,721	1,196,300	176,791	1,056,266	1,133,268	617,729	608,929	470,385
18,010	15,989	7,765	9,098	12,058	701,288	266,645	100,724	148,395	172,896
473,651	157,467	1,068	107,729	74,419	29,088,781	18,225,525	12,512,641	34,159,082	21,584,176
5,556,705	3,849,308	196,768	579,639	1,167,434	3,299	404	9,956	2,239	8,689
9,898,860	9,510,665	7,627,709	9,422,946	7,411,311	35,280,549	24,862,145	18,784,278	41,343,207	27,468,150
75,896	87,147	83,132	68,240	21,591	7,415	4,318	9,371	6,961	6,580
108,628	92,498	54,102	72,328	57,527	242,100	374,864	570,064	412,913	256,072
2,835	2,507	3,849	2,890	3,780	.....	.....	.....	.....	.....
65,431	122,640	67,709	71,275	62,684	5,191	24,717	15,987	6,714	2,722
20,584	212	5,192	299	187	538,149	756,687	641,233	542,281	544,455
3,568	7,316	8,501	6,313	6,993	4,709,651	6,131,915	5,890,258	6,180,754	4,095,516
111,056	169,357	190,025	174,079	117,913	29,791	33,219	23,294	32,470	30,910
5,895	7,145	4,478	4,949	2,575	.....	.....	.....	.....	.....
52,443	1,631	451	657	10	.....	.....	.....	.....	.....
446,336	490,453	417,439	410,220	273,485	5,523,297	7,324,320	7,150,267	7,182,128	4,936,255
11,557,644	11,010,228	9,175,578	10,955,499	8,626,065	40,857,204	32,240,465	27,286,283	49,784,053	33,584,491
34,581	38,335	44,746	51,892	157,616	.....	.....	.....	.....	.....
482,794	365,479	392,195	539,962	349,185	.....	.....	.....	.....	.....
1,031	1,066	916	1,503	1,067	.....	.....	.....	.....	.....
28,493	117,468	168,122	194,897	88,144	12,345	7,240	6,216	6,113	6,048
18,811	29,753	32,578	46,098	23,256	.....	.....	.....	.....	.....
61,931	74,327	94,501	65,909	78,772	.....	.....	.....	.....	.....
94,509	52,716	73,837	131,130	85,044	.....	.....	.....	.....	.....
17,574	17,168	20,819	30,067	45,845	109	36	16,395	.....	125
203	161	1,189	1,333	307	.....	.....	.....	.....	.....
19,773	17,502	7,278	22,132	14,117	.....	.....	.....	.....	.....
252	1,637	1,229	4,727	12,106	.....	.....	.....	.....	.....
57,100	53,958	101,151	131,353	93,458	.....	.....	.....	.....	.....
817,052	755,570	938,561	1,220,913	948,917	12,454	7,276	22,611	6,113	6,168

7-8 EDWARD VII., A. 1908

## No. 11.—ITEMIZED STATEMENT showing the Values of Imports

ARTICLES.		ENTERED FOR HOME CONSUMPTION.					
		1906.			1907 (9 mos.)		
		Quantity.	Value.	Duty.	Quantity.	Value.	Duty.
			\$	\$ cts.		\$	\$ cts.
1	Brim moulds and moulds and skins for gold-beaters.....		1,434			1,104	
2	Bristles..... Lbs.	133,696	112,788		123,091	95,530	
3	British gum, dextrine, sizing cream and enamel sizing..... "	1,735,458	59,612	5,875 79	1,392,407	44,283	4,384 43
4	Broom corn.....		196,384			167,654	
5	Brooms and whisks.....		3,432	688 30		4,149	812 10
6	Brushes.....		282,735	70,629 12		271,277	70,249 49
	Total brooms and brushes.....		286,167	71,317 42		275,426	71,061 59
7	Bullion or gold fringe.....		3,982			3,686	
8	Buttons, all kinds, N.O.P.....		250,396	87,525 36		233,320	80,824 79
9	Buttons, pantaloons, wholly of metal..... Gross.	159,247	32,476	8,255 02	154,818	18,108	4,527 09
10	Shoe buttons, papier maché..... "	88,233	2,498		62,065	1,658	
11	Shoe buttons, N.E.S..... "	5,549	379	94 58	4,504	497	120 50
12	Lastings, mohair cloth, or other manufactures of cloth, imported by manufacturers of buttons for use in their own factories, and woven and made in patterns of such size, shape or form, and cut in such manner, as to be fit for covering buttons, exclusively.....		5,326			6,432	
	Total buttons.....		291,075	95,874 96		260,015	85,472 38
13	Candles—Paraffine wax..... Lbs.	148,808	15,804	3,927 35	38,900	5,088	1,269 25
14	All other, N.E.S..... "	528,512	62,144	14,434 94	402,304	49,599	11,655 55
	Total candles..... "	677,320	77,948	18,362 29	441,204	54,687	12,924 80
15	Carpets, mats and rugs, N.E.S.—Carpeting, rugs, mats and matting of straw.....		47,087	11,769 17		39,964	9,966 63
16	Carpets, N.E.S..... Yds.	1,681	879	220 18			
17	Cocoa carpeting, mats, rugs and matting.....		4,855	873 77		9,948	1,842 22
18	Mats and rugs, including door and carriage, N.E.S.....		363,797	97,801 28		415,160	111,290 69
	Total carpets, mats and rugs, N.E.S.....		416,618	110,664 40		465,072	123,099 54
19	Carpet sweepers..... No.	7,230	15,928	4,778 40	7,684	14,632	4,377 00



## SESSIONAL PAPER No. 10

into and Exports from Canada, &c.—*Continued.*

IMPORTS.					EXPORTS.				
Value.					Value.				
1903.	1904.	1905.	1906.	1907 (9 mos.)	1903.	1904.	1905.	1906.	1907 (9 mos.)
£	£	£	£	£	£	£	£	£	£
632	717	677	1,434	1,104					1
92,388	83,202	98,921	112,788	95,530					2
66,830	68,755	72,036	61,603	42,474					3
165,231	197,982	175,412	196,084	167,654					4
3,002	3,211	3,402	3,432	4,149					5
245,817	274,945	292,702	282,605	271,273					6
248,819	278,156	296,104	286,037	275,422					
4,001	4,654	4,311	3,982	3,686					7
299,414	300,064	291,875	250,653	232,575	772	2,860	3,016	5,566	3,191 8
26,530	29,519	33,288	32,476	18,108					9
2,688	2,254	2,255	2,498	1,658					10
130	271	1,174	379	497					11
1,990	1,081	5,312	5,326	6,432					12
330,752	333,189	333,994	291,332	259,270	772	2,860	3,016	5,566	3,191
9,041	9,275	14,935	15,843	5,088	2,748	442	6,720	10,227	15,130 13
87,179	85,503	72,726	65,840	47,550					14
96,220	94,778	87,661	81,683	52,638	2,748	442	6,720	10,227	15,130
60,035	39,813	48,191	46,311	40,142					15
11,040	5,623	1,907	879						16
2,631	2,710	11,788	4,847	10,083					17
173,904	236,813	291,861	364,752	415,282					18
247,610	284,959	353,747	416,789	465,507					
11,504	9,915	14,712	15,928	14,632					19

7-8 EDWARD VII., A. 1908

## No. 11.—ITEMIZED STATEMENT showing the Values of Imports

ARTICLES.		ENTERED FOR HOME CONSUMPTION.					
		1906.			1907 (9 mos.)		
		Quantity.	Value.	Duty.	Quantity.	Value.	Duty.
			\$	\$ cts.		\$	\$ cts.
Carriages—							
1 Automobiles.....	No. 448	645,871	219,785	83	350	531,028	180,619 84
2 Cutters.....	" 15	448	156	80	8	192	67 20
3 Farm wagons.....	" 4,452	186,281	46,562	17	4,346	174,859	43,714 75
4 Freight wagons, drays and similar vehicles.....	" 905	56,371	13,918	34	870	58,766	14,691 50
5 Buggies and carriages.....	"						
6 Pleasure carts and similar vehicles, N.E.S.....	" } 1,356	94,692	33,130	07	895	66,972	23,099 27
7 Parts of above vehicles, including parts of cutters, children's carriages and sleds, N.O.P.....	"	95,342	33,330	31	.....	91,082	31,613 62
8 Railway passenger cars, 1st class.....	No. }	52	368,434	110,530 20	1	1,700	510 00.
9 Railway passenger cars, 2nd class.....	"						
10 Railway passenger cars, tram or horse.....	" 24	25,394	5,883	00	20	6,485	1,945 50
11 Railway box and flat cars. ....	" 473	297,899	89,369	70	455	125,858	37,757 40
12 Railway or road scrapers.....	"	81,160	24,348	00	.....	35,549	10,654 70
13 Parts of railway cars.....	"	335,487	104,666	40	.....	289,192	91,187 00
14 Sleighs.....	No. 892	17,880	4,470	00	814	23,813	5,953 25
15 Wheelbarrows, trucks and hand-carts.....	" 17,443	103,689	31,105	00	11,025	64,596	19,392 70
16 Bicycles, tricycles and velocipedes, &c.....	" 2,391	38,756	11,094	10	1,508	24,981	7,052 90
17 Bicycles and tricycles, parts of.....	"	76,905	22,188	70	.....	44,778	12,743 20
18 Children's carriages and sleds.....	"	58,719	20,519	46	.....	46,712	16,300 85
19 All other carriages, not otherwise enumerated.....	"	.....	.....	.....	.....	.....	.....
Total carriages.....		2,483,328	771,058	08	.....	1,586,563	497,313 69
20 Cash registers.....	No. 1,631	237,834	71,350	20	1,076	147,303	44,190 90
21 Celluloid, mfrs. of, N.E.S.....	"	46,575	9,187	15	.....	40,688	7,793 12
22 Celluloid, moulded into sizes for handles of knives and forks, &c., also moulded celluloid balls and cylinders coated with tin foil or not, but not finished or further manufactured, and celluloid lamp shade blanks.....	"	.....	.....	.....	.....	946	94 60
23 Celluloid, xylonite or xyolite in sheets and in lumps, blocks or balls, in the rough.....	"	65,492	.....	.....	{	28,838	1,459 47
						50,414	.....
24 Cement, hydraulic or waterlime. Cwt. ....	10,794	4,034	1,349	25	1,192	685	149 01
25 " Portland.....	" 2,848,582	963,839	328,342	06	1,551,493	523,120	162,249 58
26 " N.E.S., and manufactures of, N.O.P.....	"	27,858	5,484	63	.....	16,201	3,194 22
Total cement.....		995,731	335,175	94	.....	540,006	165,592 81

## SESSIONAL PAPER No. 10

into and Exports from Canada, &c.—*Continued.*

IMPORTS.					EXPORTS.				
Value.					Value.				
1903.	1904.	1905.	1906.	1907 (9 mos.)	1903.	1904.	1905.	1906.	1907 (9 mos.)
\$	\$	\$	\$	\$	\$	\$	\$	\$	\$
317,700	317,700	485,090	672,128	534,620				152,097	168,142
848	394	2,540	448	192					
174,411	238,072	146,116	186,281	174,859					
21,926	26,946	31,865	56,371	58,766	15,555	6,324	8,959	9,595	5,039
71,998	102,798	99,824	107,087	72,708	41,201	80,660	36,019	32,595	17,510
					11,557	14,150	14,608	23,587	9,234
85,466	97,094	109,454	96,568	91,097	20,766	13,819	18,076	19,124	13,588
26,179	106,449	36,925	368,434	1,700					
30,472	5,934	9,823	25,394	6,485					
61,558	181,110	108,005	297,899	125,858					
49,008	49,355	53,731	81,173	35,549					
403,199	316,575	316,505	335,687	289,192					
11,866	27,579	21,004	17,990	23,813					
63,796	91,559	98,768	103,818	64,480					
60,500	52,323	51,931	40,404	25,481	131,562	208,082	60,151	63,427	90,046
122,283	107,189	79,899	76,756	44,645	47,745	70,886	31,597	40,733	30,563
22,187	28,344	31,962	58,739	46,712					
					42,309	51,064	151,645	150,418	112,407
1,205,697	1,749,421	1,683,442	2,525,177	1,596,157	310,695	444,935	321,055	491,576	446,529
122,114	200,074	245,328	237,834	147,303					
35,340	53,458	54,074	46,575	40,729					
20	81	92		946					
35,061	66,441	76,266	65,492	28,838 50,414					
6,333	5,391	10,690	4,034	685					
901,063	965,526	1,240,830	971,127	524,003	9,735	5,467	7,179	13,798	6,755
16,281	14,305	18,482	27,861	16,209					
923,677	985,222	1,270,002	1,003,022	540,897	9,735	5,467	7,179	13,798	6,755

7-8 EDWARD VII., A. 1908

## No. 11.—ITEMIZED STATEMENT showing the Values of Imports

ARTICLES.		ENTERED FOR HOME CONSUMPTION.					
		1906.			1907 (9 mos.)		
		Quantity.	Value.	Duty.	Quantity.	Value.	Duty.
			\$	\$ cts.		\$	\$ cts.
1	Chronometers and compasses for ships.....		12,339			3,987	
2	Church vestments of any material.....		23,501	4,600 54		13,974	2,728 63
3	Cider, not clarified or refined.....Galls.	1,598	361	79 90	4,277	456	213 85
4	" clarified or refined....."	855	648	82 50	1,500	891	149 70
5	Clocks, clock keys and clock movements.....		343,087	89,279 26		259,676	72,429 20
6	Clothes wringers and parts thereof for domestic use.....No.	7,578	19,538	6,837 14	8,601	22,949	8,029 05
7	Cloths, not rubbered or made waterproof, whether of wool, cotton, union, silk or ramie, 60 inches or over in width and weighing not more than 7 oz. to the square yard, when imported exclusively for the manufacture of mackintosh clothing.....Yds.	121,236	23,153	2,315 30	19,352	3,148	314 80
8	Clothing and wearing apparel, N.O.P. (exports).....						
9	Coal and coke, &c. :—						
10	Anthracite coal and dust.....Tons.	2,200,863	10,304,303		2,014,846	9,487,574	
11	Coal, bituminous....."	4,495,550	8,360,349	2,379,196 52	3,807,604	7,491,045	2,012,373 19
12	" dust, N.E.S....."	747,251	439,180	83,795 80	627,725	564,955	80,628 34
13	Charcoal.....		34,591	5,930 67		17,126	2,730 03
14	Cinders.....						
15	Coke.....Tons.	480,222	1,311,375		400,536	1,132,680	
	Total coal, coke, &c.....		20,499,798	2,468,923 00		18,693,380	2,065,731 56
16	Cocoanuts, imported from place of growth by vessels direct to a Canadian port.....No.	2,437,845	53,726	8,198 41	2,460,716	47,121	7,895 01
17	Cocoanuts, N.E.S....."	127,043	3,913	1,270 43	55,489	1,553	554 89
18	Cocoanuts, desiccated, sweetened or not.....Lbs.	116,988	8,518	4,040 15	40,444	2,784	1,353 44
	Total coconut.....		66,157	13,508 99		51,458	9,803 34
19	Cocoa beans, not roasted, crushed or ground.....Lbs.	1,756,791	214,379		1,587,498	240,575	
20	Cocoa paste or liquor and chocolate paste or liquor, not sweetened, in blocks or cakes, and cocoa butter.....						
21	Cocoa paste or "liquor" and chocolate paste or "liquor," sweetened, in blocks or cakes, not less than 2 lbs. in weight....."	1,316,820	244,503	46,873 13	1,148,824	241,995	37,488 27
22	Cocoa or chocolate, preparations of in powdered form....."						
23	Cocoa or chocolate preparations of, N.O.P....."	1,379,608	330,593	56,949 85	436,770	279,956	54,577 25
24	Cocoa shells and nibs....."						
	Total cocoa and preparations of....."	4,453,219	789,475	103,822 98	3,173,092	762,526	92,065 52



SESSIONAL PAPER No. 10

into and Exports from Canada, &c.—*Continued.*

IMPORTS.					EXPORTS.				
Value.					Value.				
1903.	1904.	1905.	1906.	1907. (9 mos.)	1903.	1904.	1905.	1906.	1907. (9 mos.)
\$	\$	\$	\$	\$	\$	\$	\$	\$	\$
6,862	4,578	5,208	12,339	3,987	.....	.....	.....	.....	1
20,123	15,712	18,395	23,501	12,974	.....	.....	.....	.....	2
103	219	282	397	483	.....	.....	.....	.....	3
2,290	622	495	578	868	810	5,607	5,425	9,400	2,197
270,717	289,478	307,527	342,894	259,712	.....	.....	.....	.....	5
17,466	23,837	20,137	19,538	22,949	.....	.....	.....	.....	6
98,045	69,298	51,968	21,609	3,148	.....	.....	.....	.....	7
.....	.....	.....	.....	.....	140,984	170,249	193,470	114,664	102,348
7,028,664	10,461,223	12,093,371	10,304,303	9,487,574	.....	.....	.....	.....	9
8,206,505	9,702,057	8,848,762	8,795,763	8,123,099	5,515,363	4,394,765	4,018,487	4,790,601	3,438,761
446,127	601,174	347,431	494,100	576,748	.....	.....	.....	.....	11
19,087	32,476	46,862	34,591	17,156	18,952	14,898	2,651	53,840	14,232
1,222,756	765,123	807,842	1,311,375	1,132,680	490	81	44	1,023	219
16,923,139	21,562,053	22,144,268	20,940,132	19,337,257	130,784	260,507	473,590	281,663	224,536
.....	.....	.....	.....	.....	5,665,589	4,670,178	4,494,772	5,127,127	3,677,748
36,795	37,682	46,239	54,108	47,121	.....	.....	.....	.....	15
2,883	7,361	8,519	3,913	1,553	.....	.....	.....	.....	16
2,353	11,331	4,380	8,475	3,202	.....	.....	.....	.....	17
42,031	56,374	59,138	66,496	51,876	.....	.....	.....	.....	.....
181,251	191,945	195,870	214,379	240,575	.....	.....	.....	.....	18
.....	.....	.....	.....	.....	.....	.....	.....	.....	19
192,402	215,667	237,180	246,259	241,461	.....	.....	.....	.....	20
187,617	246,888	311,587	325,786	280,326	.....	.....	.....	.....	21
.....	.....	.....	.....	.....	.....	.....	.....	.....	22
561,270	654,500	744,637	786,424	762,362	.....	.....	.....	.....	23

7-8 EDWARD VII., A. 1908

## No. 11.—ITEMIZED STATEMENT showing the Values of Imports

ARTICLES.		ENTERED FOR HOME CONSUMPTION.					
		1906.			1907 (9 mos.)		
		Quantity.	Value.	Duty.	Quantity.	Value.	Duty.
			\$	\$ cts		\$	\$ cts.
1	Coffee, green, imported direct... Lbs.	6,904,567	693,139	.....	5,904,337	564,643	.....
2	" " N.E.S. ....	496,303	57,237	5,723 70	384,389	41,538	4,153 97
3	" " extract of N.E.S., or substitutes thereof of all kinds .....	70,980	10,226	1,826 01	81,991	10,146	2,191 54
4	" " roasted or ground, when not imported direct from country of growth and production .....	207,484	41,114	8,242 06	183,339	32,666	6,925 36
5	" " roasted or ground, and imitations of and substitutes for, N.O.P. ....	313,871	34,080	6,276 60	197,408	22,418	3,943 90
6	" " condensed with milk. ....	162	38	11 10	.....	3	0 90
7	Chicory, raw or green. ....	861	38	17 22	6,709	306	134 38
8	Chicory, kiln-dried, roasted or ground. ....	239,980	12,266	7,350 30	161,328	6,857	4,310 70
	Total coffee and imitations of, and chicory. "	8,234,208	848,138	29,446 99	6,919,501	678,577	21,660 75
9	Coir and coir yarn. ....	308,652	13,923	.....	160,871	8,208	.....
	Collars and cuffs :—						
10	Collars of cotton or linen, xylonite, xylolite or celluloid. .... Doz.	199,508	184,552	61,873 42	145,987	127,470	42,472 64
11	Cuffs of " " " Pairs.	45,565	5,131	1,712 35	26,222	3,000	972 15
	Total collars and cuffs. ....	.....	189,703	63,585 77	.....	130,470	43,444 79
12	Combs for dress and toilet, of all kinds .....	.....	238,516	77,202 94	.....	234,911	76,136 74
13	Communion plate imported for the use of churches. ....	.....	22,589	.....	.....	17,319	.....
	Cordage and twine and manufactures of :—						
14	Binder twine, of hemp, jute manilla or sisal and of manilla and sisal mixed. .... Lbs.	14,762,545	1,650,741	.....	15,676,309	1,647,780	.....
15	Binder twine, articles for the manufacture of. ....	.....	67,578	.....	.....	268,000	.....
16	Cordage, cotton of, all kinds. Lbs.	159,360	21,279	4,714 40	90,158	12,844	3,103 35
17	Cordage and twine, of all kinds, N.E.S. ....	2,137,444	240,952	52,451 10	1,301,816	172,381	38,103 53
18	Twine, manufacture of, viz.:— Hammocks and lawn tennis nets, sportsman's fish nets and other articles, N.O.P. ....	.....	32,527	9,903 30	.....	26,561	7,776 90
	Total cordage and twine and manufactures of. ....	.....	2,014,077	67,068 80	.....	2,127,566	48,983 78

## SESSIONAL PAPER No. 10

into and Exports from Canada, &c.—*Continued.*

IMPORTS.					EXPORTS.					
Value.					Value.					
1903.	1904.	1905.	1906.	1907. (9 mos.)	1903.	1904.	1905.	1906.	1907. (9 mos.)	
\$	\$	\$	\$	\$	\$	\$	\$	\$	\$	
467,980	439,491	591,542	693,139	564,643						1
57,131	56,261	50,270	56,260	41,600						2
9,341	11,513	11,599	10,320	10,291						3
35,710	79,252	43,294	38,414	33,808	15,785	48,119	15,819	39,345	11,243	4
20,920	22,739	28,386	33,206	22,396						5
14	208	51	38	3						6
4	.....	996	117	203						7
3,522	3,479	9,672	12,493	6,508						8
594,622	612,943	735,810	843,987	679,452	15,785	48,119	15,819	39,345	11,243	
2,929	16,783	14,395	13,923	8,208	.....	.....	.....	.....	.....	9
143,464	186,081	175,647	184,698	127,774	.....	.....	.....	.....	.....	10
2,271	5,208	4,998	5,151	3,000	.....	.....	.....	.....	.....	11
145,735	191,289	180,645	189,849	130,774	.....	.....	.....	.....	.....	
154,206	179,886	196,700	238,750	234,863	.....	.....	.....	.....	.....	12
14,763	12,102	21,249	22,589	17,319	.....	.....	.....	.....	.....	13
1,810,238	1,459,704	1,294,553	1,650,741	1,647,780						14
347,585	74,702	60,621	67,578	268,000						15
10,452	15,034	20,368	21,279	12,875						16
192,825	237,747	213,690	240,296	172,872	165,030	531,537	350,186	500,958	183,410	17
21,216	21,893	24,930	33,197	26,813						18
2,382,316	1,809,080	1,614,162	2,013,091	2,128,340	165,030	531,537	350,186	500,958	183,410	

7-8 EDWARD VII., A. 1908

## No. 11.—ITEMIZED STATEMENT showing the Values of Imports

ARTICLES.		ENTERED FOR HOME CONSUMPTION.					
		1906.			1907. (9 mos.)		
		Quantity.	Value.	Duty.	Quantity.	Value.	Duty.
			\$	\$ cts.		\$	\$ cts.
1 Corsets .....			112,925	39,405 28		103,396	35,978 85
2 Corset clasps, busks, blank, steels and corset wires, tipped or un- tipped .....			3,031	1,038 68		2,348	817 83
3 Costumes and scenery, theatrical .....			20,871	4,228 16		13,371	2,744 80
4 Cotton and manufactures of (exports) .....							
5 Duck, gray or white, N.E.S. Yds. ....	313,619		81,265	16,454 80	412,590	90,089	16,743 62
6 Embroideries, white .....			531,254	131,489 16		1,083,469	206,454 11
7 White or bleached cotton fab- rics, N.E.S. Yds. ....	15,536,749	1,276,655	235,149 47	15,618,816	1,394,674	258,494 58	
8 Gray, unbleached cotton fabrics "	627,921	45,659	10,945 29	4,269,383	281,261	55,011 10	
9 Bookbinder's cloth .....			44,443			38,074	
10 Duck for belting and hose, im- ported by manufacturers of such articles for use in the manufacture thereof in their own factories .....			118,337			58,366	
11 Printed or dyed cotton fabrics, N.O.P. Yds. ....	36,120,962	3,600,661	921,949 09	30,769,434	3,167,848	820,220 80	
12 Jeans and couilles and sateens, imported by corset and dress stay makers for use in their own factories. ....	1,076,307	106,080	21,103 55	833,623	95,313	18,676 40	
13 Handkerchiefs .....		337,392	85,244 54		313,273	79,879 71	
14 Batts, batting and sheet wad- ding. ....	Lbs. 129,358	16,135	3,994 90	143,436	17,307	4,305 73	
15 Knitting yarn, hosiery yarn or other cotton yarn .....	" 191,473	45,644	10,053 66	354,534	79,847	16,047 03	
16 Warps .....		2,241	476 67		1,149	204 92	
17 Seamless bags .....		19,362	3,152 09		11,288	2,199 05	
18 Sheets and bed quilts, and da- mask of cotton, N.O.P. ....		202,907	43,327 90		191,846	40,608 10	
19 Shirts of cotton. ....	Doz. 39,993	173,202	54,228 77	30,440	145,149	44,969 56	
20 Sewing thread on spools .....		357,016	76,289 59		284,126	60,281 89	
21 Sewing cotton thread in hanks, 3 and 6 cords .....	Lbs. 641,196	384,109	38,422 00	478,630	334,888	33,509 75	
22 Crochet cotton thread on spools or tubes or in balls. ....		20,959	4,288 10		35,991	7,359 56	
23 All other cotton thread, N. E.S. ....	Lbs. 2,647	524	113 41	8,043	4,905	1,056 14	
24 Clothing, N.E.S. ....		673,319	211,563 74		588,747	182,428 08	
25 Blouses and shirt waists .....		87,717	30,339 63		95,311	32,868 94	
26 Cotton bags made by the use of the needle, not otherwise provided for. ....			63,523	21,407 07		39,858	13,011 38
27 Belting of all kinds except leather or rubber. ....		76,543	12,401 26		72,909	13,589 65	
28 Lampwicks .....		10,876	2,293 55		7,548	1,822 83	
29 Prunella .....		1,333			635		
30 Shawls .....		1,881	401 30		1,148	310 70	
31 Socks and stockings. ....	Doz. pairs. 246,989	314,495	118,838 54	179,373	235,500	88,314 28	
32 Tape, not dyed or coloured. ....		62,321	11,936 41		39,581	7,685 35	
33 " dyed or coloured .....		32,530	9,582 72		22,657	6,292 44	
34 Towels .....		97,567	19,874 00		87,495	17,874 80	



## SESSIONAL PAPER No. 10

into and Exports from Canada, &c.—*Continued.*

IMPORTS.					EXPORTS.				
Value.					Value.				
1903.	1904.	1905.	1906.	1907. (9 mos.)	1903.	1904.	1905.	1906.	1907. (9 mos.)
\$	\$	\$	\$	\$	\$	\$	\$	\$	\$
98,646	108,038	99,071	113,233	102,666	.....	.....	.....	.....	..... 1
3,307	1,079	1,173	3,031	2,348	.....	.....	.....	.....	..... 2
43,043	13,726	15,891	21,591	15,146	.....	.....	.....	.....	..... 3
.....	.....	.....	.....	.....	.....	.....	.....	.....	.....
.....	.....	.....	.....	.....	615,710	789,444	1,128,324	1,310,439	429,699 4
41,118	29,953	52,567	81,220	90,099	.....	.....	.....	.....	..... 5
414,740	358,503	359,829	536,604	1,075,339	.....	.....	.....	.....	..... 6
843,924	1,134,300	1,163,704	1,274,640	1,392,897	.....	.....	.....	.....	..... 7
206,246	143,475	47,915	45,670	282,626	.....	.....	.....	.....	..... 8
40,459	45,714	47,526	44,443	38,074	.....	.....	.....	.....	..... 9
.....	.....	.....	.....	.....	.....	.....	.....	.....	.....
273,934	197,532	89,067	118,337	58,366	.....	.....	.....	.....	..... 10
3,539,368	3,556,560	3,285,821	3,608,407	3,161,065	.....	.....	.....	.....	..... 11
.....	.....	.....	.....	.....	.....	.....	.....	.....	.....
100,165	94,770	84,379	106,080	95,313	.....	.....	.....	.....	..... 12
233,516	290,370	312,785	335,733	314,820	.....	.....	.....	.....	..... 13
16,527	19,224	18,756	16,135	17,307	.....	.....	.....	.....	..... 14
27,662	51,061	59,285	45,644	79,928	.....	.....	.....	.....	..... 15
4,406	2,715	3,469	2,241	1,149	.....	.....	.....	.....	..... 16
11,536	10,975	7,082	19,364	11,287	.....	.....	.....	.....	..... 17
129,207	147,839	150,351	202,866	192,696	.....	.....	.....	.....	..... 18
124,882	179,935	193,214	173,242	145,310	.....	.....	.....	.....	..... 19
300,740	300,004	318,845	355,694	285,127	.....	.....	.....	.....	..... 20
401,469	417,552	381,176	384,044	334,888	.....	.....	.....	.....	..... 21
33,642	44,562	25,904	20,959	35,991	.....	.....	.....	.....	..... 22
2,385	8,651	3,393	524	5,413	.....	.....	.....	.....	..... 23
407,643	515,744	593,145	672,763	589,028	.....	.....	.....	.....	..... 24
51,564	36,643	34,327	87,949	95,311	.....	.....	.....	.....	..... 25
.....	.....	.....	.....	.....	.....	.....	.....	.....	.....
52,005	70,777	50,267	63,389	39,817	.....	.....	.....	.....	..... 26
77,393	78,623	68,564	78,223	78,864	.....	.....	.....	.....	..... 27
8,629	9,123	8,044	10,894	7,544	.....	.....	.....	.....	..... 28
2,168	3,847	3,731	1,333	635	.....	.....	.....	.....	..... 29
369	1,239	552	1,881	1,148	.....	.....	.....	.....	..... 30
200,165	234,481	233,312	314,368	235,633	.....	.....	.....	.....	..... 31
42,762	48,270	55,555	62,322	39,640	.....	.....	.....	.....	..... 32
32,206	32,069	31,722	32,530	22,570	.....	.....	.....	.....	..... 33
60,229	68,976	72,785	98,383	88,932	.....	.....	.....	.....	..... 34

7-8 EDWARD VII., A. 1908

## No. 11.—ITEMIZED STATEMENT showing the Values of Imports

ARTICLES		ENTERED FOR HOME CONSUMPTION.					
		1906.			1907 (9 mos.)		
		Quantity.	Value.	Dnty.	Quantity.	Value.	Duty.
			\$	\$ cts.		\$	\$ cts.
Cotton and manufactures of— <i>Con.</i>							
1	Undershirts and drawers.....		100,024	33,610 81	.....	56,345	18,566 02
2	Uncoloured cotton fabrics, bleached, viz.: Scrims and window scrims, cambric cloths, muslin apron checks, brilliants, cords, piques, diapers, lenos, mosquito nettings; Swiss, jaconet and cambric muslins, and plain, striped or checked lawns.....	Yds.	2,203,850	186,831 33,303 15	1,742,008	161,812	30,207 98
3	Velvets, velveteens, and plush fabrics, N.E.S.....	"	1,843,218	470,219 114,473 10	1,543,777	402,225	96,065 99
4	Cotton yarn, No. 40 and finer..	Lbs.	1,168,323	382,017	740,473	277,356	.....
5	Cotton yarn, polished or glazed, when imported by manufacturers of shoe laces for the manufacture of such goods in their own factories.....	"	24,312	6,136	20,378	5,405	.....
6	Cotton waste, not dyed, &c....	"	9,548,458	613,100	4,791,994	253,169	.....
7	Cotton wool or raw cotton.....	"	68,001,047	7,626,625	61,462,760	6,631,489	.....
8	Other articles made by the seamstress from cotton fabrics, N.O.P.....		189,435	60,532 49	.....	156,778	51,498 50
Total cotton and manufactures of.....			18,360,337	2,337,240 76	.....	16,764,831	2,226,558 99
9	Crapes, black.....		13,303	2,020 43	.....	10,152	1,499 23
10	Crucibles, clay or plumbago.....		32,950	.....	.....	27,271	.....
11	Curtains and shams when made up, trimmed or untrimmed.....		634,191	175,273 27	.....	527,690	146,658 24
12	Curling stones.....	No.	2,466	11,895	2,887	14,787	.....
13	Cyclometers and pedometers.....		1,410	331 33	.....	2,396	532 63
Drugs, dyes, chemicals and medicines—							
14	Drugs, chemicals and medicines (exports).....						
15	Dye stuffs, N.E.S. (exports).....						
Acids—							
16	Acid, boracic.....	Lbs.	200,141	10,552	159,902	8,319	.....
17	Acetic and pyroligneous, N.E.S., not exceeding proof strength.....	Galls.	61	42 9 15	66	33	9 50
18	Acetic and pyroligneous, in excess of the strength of proof.....	"	8,554	6,771 8,159 43	10,041	7,848	9,166 96
19	Acid, acetic and pyroligneous crude of any strength not exceeding 30 per cent.....	"	49,945	2,864 715 66	14,527	3,612	903 00
20	Acid, hydro-fluo-silicic.....	Lbs.	256,184	7,063	400	11	.....
21	Acid, phosphate, N.O.P.....	"	332,523	19,492 4,870 17	421,859	22,410	5,113 23
22	Acids, muriatic.....	"	110,150	3,884 761 33	100,151	4,424	836 32
23	Acids, nitric.....	"	158,262	8,476	177,126	11,003	.....
24	Acid, oxalic.....	"					

## SESSIONAL PAPER No. 10

into and Exports from Canada, &c.—*Continued.*

IMPORTS.					EXPORTS.				
Value.					Value.				
1903.	1904.	1905.	1906.	1907 (9 mos.)	1903.	1904.	1905.	1906	1907 (9 mos.)
\$	\$	\$	\$	\$	\$	\$	\$	\$	\$
31,724	19,952	35,926	100,024	56,707					
210,570	193,170	132,874	186,555	163,004					
380,772	339,084	412,938	469,779	397,914					
259,050	285,891	317,548	382,017	277,356					
3,261	5,971	5,264	6,136	5,405					
290,275	444,835	422,207	613,100	253,169	63,230	82,526	69,813	53,432	36,276
5,968,333	5,955,145	5,617,044	7,626,625	6,631,489					
100,732	132,295	157,246	191,653	157,640					
14,934,767	15,508,930	14,858,149	18,371,831	16,759,704	678,940	871,970	1,193,137	1,363,871	465,975
16,422	17,841	16,430	13,303	10,947					
34,624	28,773	31,353	32,950	27,271					
590,632	606,356	568,706	633,991	524,605					
6,163	9,002	13,656	11,895	14,787					
493	429	582	1,683	2,396					
					1,165,457	1,320,883	1,401,040	1,837,298	1,566,124
					32,473	26,637	23,733	21,129	14,952
5,843	9,277	11,625	10,552	8,319					
8		7	42	33					
3,377	3,916	4,865	6,211	8,210					
400	101	164	2,864	3,612					
		1,156	7,963	11					
13,398	15,248	16,227	19,492	22,410					
4,177	4,967	4,208	3,932	4,467					
7,170	6,234	6,177	8,476	11,003					

7-8 EDWARD VII., A. 1908

## No. 11.—ITEMIZED STATEMENT showing the Values of Imports

ARTICLES.		ENTERED FOR HOME CONSUMPTION.					
		1906.			1907 (9 mos.)		
		Quantity.	Value.	Duty.	Quantity.	Value.	Duty.
			\$	\$ cts.		\$	\$ cts.
	Drugs, dyes, chemicals, &c.— <i>Con.</i>						
1	Acid, sulphuric. . . . . Lbs.	822,585	8,558	2,138 01	733,151	6,901	1,687 48
2	Acids, mixed, N.E.S. . . . . "	297,644	7,875	1,570 53	477,299	15,674	3,400 52
3	Acid tannic, blood albumen. . . . . "		10,733			8,244	
4	Acid tartar emetic and gray tartar . . . . . Lbs.	30,354	4,864		13,030	2,679	
5	Acid, all other, N.E.S. . . . . "	500,963	46,329	7,977 11	196,029	28,437	4,687 83
6	Albumen, blood, egg and egg yoke. . . . . "				57,903	3,444	350 87
7	Alum in bulk, ground or not ground, but not calcined. . . . . "	4,768,779	51,914		141,807	4,102	410 20
8	Alumina, sulphate of, or alum cake . . . . . "	3,750,872	28,147		2,882,511	26,905	
					865,909	8,290	848 67
					2,557,433	19,381	
9	Ammonia, sulphate of. . . . . "	368,118	11,508		443,995	12,472	
10	" nitrate of. . . . . "	66,283	4,353		43,050	2,800	
11	Amyl acetate and acetone. . . . . "					4,667	1,400 10
12	Aniline dyes, N.O.P., in packages less than 1 lb. weight . . . . . Lbs.	1,998	722	183 73	284	451	90 20
13	Aniline dyes and coal tar dyes in bulk or packages of not less than 1 lb. . . . . "	1,427,213	368,972		1,132,346	262,671	
14	Alazarine and artificial alazarine . . . . . "	30,172	5,921		17,237	4,593	
15	Aniline salt and arseniate of aniline. . . . . "	185,886	15,499		170,718	15,020	
16	Aniline oil, crude. . . . . "	15,097	1,358		5,974	800	
17	Annatto, liquid or solid. . . . . "	89,401	12,507		75,173	9,954	
18	Antiseptic surgical dressing. . . . . "		69,161	13,064 18		71,556	12,839 76
19	Antimony, or regulus of, not ground, pulverized or otherwise manufactured . . . . . Lbs.	316,278	42,517		228,168	51,881	
20	Antimony salts. . . . . "	87,640	13,780		93,217	19,612	
21	Argols or argal . . . . . "	168,213	7,315		4,413	894	
22	Arsenic . . . . . "	446,975	19,169		95,843	6,116	
23	Arsenous oxide. . . . . "				252,473	16,011	
24	Bacteriological products or serums for sub-cutaneous injections . . . . . "		45,300			37,151	
	Beans, viz.:—						
25	Nux-vomica, crude only. . . . . Lbs.	163	4		2,445	64	
26	Tonguin, crude only. . . . . "	4,082	2,369		2,838	1,614	
27	Vanilla, crude. . . . . "	16,064	29,689		13,796	25,435	
28	Berries for dyeing or used for composing dyes. . . . . "						
29	Bichloride of tin. . . . . Lbs.				7,008	862	
30	Borax, ground or unground, in bulk of not less than 25 lbs. . . . . "	2,193,496	78,277		2,126,206	73,820	
31	Brimstone, crude, or in roll or flour, and sulphur crude, in roll or flour. . . . . "	43,047,672	436,156		25,854,615	277,439	
32	Bromine . . . . . "	633	212		2,233	567	
33	Burgundy pitch. . . . . "	4,920	113		2,294	93	
34	Caulwood and sumac, and extract thereof . . . . . "	782,253	17,077		658,663	17,331	
35	Cyanogen or compound of bromine and potassium for reducing metals in mining operations. . . . . "						
36	Chloralum or chloride of aluminium . . . . . Lbs.	50	21		3,514	70	





7-8 EDWARD VII., A. 1908

## No. 11.—ITEMIZED STATEMENT showing the Values of Imports

ARTICLES.		ENTERED FOR HOME CONSUMPTION.					
		1906.			1907 (9 mos.)		
		Quantity.	Value.	Duty.	Quantity.	Value.	Duty.
			\$	\$ cts.		\$	\$ cts.
1	Drugs, dyes, chemicals, &c.— <i>Con.</i>						
	Chloride of lime, in packages of not less than 25 lbs. . . . . Lbs.	5,831,183	59,315	...	5,075,000	52,113	...
2	Cochineal. . . . . "	7,801	2,304	...	633	260	...
3	Cream of tartar in crystals. . . . . "	1,370,221	213,254	...	1,068,802	159,802	...
4	Dragon's blood. . . . . "	395	257	...	259	151	...
5	Dyes, patent, prepared. . . . . "	38,951	5,232	...	2,443	1,087	...
6	Drugs, crude, such as barks, beans, flowers, roots, berries, balsams, buds, bulbs, fruits, insects, grains, gums and gum resins, &c., not edible but in a crude state, and not advanced in value by any process of manufacture, N.O.P. . . . .		67,300	...		72,936	...
7	Dyeing or tanning articles in crude state used in dyeing or tanning, N.E.S. . . . . Lbs.	864,217	21,897	...	939,337	17,647	...
8	Logwood and fustic, ground, and ground oak bark. . . . . "	314,577	5,032	...	158,701	2,652	...
9	Extract of logwood fustic oak and oak bark and quebracho. . . . . "	17,281,285	413,805	...	16,889,219	438,719	...
10	Extract of hemlock bark (exports). . . . .						
11	Ferment cultures to be used in butter making. . . . .		36	...		39	...
12	Flowers, leaves and roots :—						
	Roots, medicinal, viz.: alkanet, crude, crushed or ground aconite, calumba, foliae digitalis, gentain, ginseng, jalap, ipecacuanha, iris, orris root, liquorice, sarsaparilla, squills, taraxacum, rhubarb and valerian, unground. . . . .		18,531	...		8,880	...
13	Gelatine and isinglass. . . . . Lbs.	221,831	62,998	15,154 75	201,867	62,474	15,865 24
14	Glycerine, N.E.S. . . . . "	1,329,291	112,993	15,563 22	881,767	82,930	11,650 43
15	" for explosives. . . . . "	2,411,333	233,014	16,610 51	1,591,507 ( 864,475	152,991 76,594	10,381 05
16	Gums :—						
	Amber, Arabic, Australian, echile or sappato gum, crude, copal, damar, kaurie, mastic, sandaric, senegal, shellac, white shellac in gum or flake, for manufacturing purposes, and gum tragacanth, gum gedda and gum barberry. . . . . "	6,130,187	1,402,794	...	4,815,097	1,321,800	...
17	Camphor. . . . . "	36,243	24,017	4,297 94	37,855	34,513	5,294 78
18	Opium, crude. . . . . "	68,532	261,943	47,281 34	67,464	262,818	54,529 34
19	Opium, powdered. . . . . "	201	553	218 25	306	869	366 30
20	Other, N.E.S. . . . . "	12,542	2,329	465 80	13,720	2,975	593 47
21	Hemp bleaching compound when imported by manufacturers of rope to be used in their own factories for the manufacture of rope, O.C. . . . .		12,940	...		6,204	...
22	Indigo. . . . . Lbs.	54,407	9,092	...	14,468	4,316	...
23	" auxiliary or zinc dust. . . . . "	129,669	5,693	...	54,436	1,487	...
24	Indigo paste and extract. . . . . "	47,981	9,032	...	68,198	11,269	...
25	Iodine, crude. . . . . "	14,195	14,335	...	11,194	22,521	...

## SESSIONAL PAPER No. 10

into and Exports from Canada, &c.—*Continued.*

IMPORTS.					EXPORTS.				
Value.					Value.				
1903.	1904.	1905.	1906.	1907 (9 mos.)	1903.	1904.	1905.	1906.	1907 (9 mos.)
\$	\$	\$	\$	\$	\$	\$	\$	\$	\$
59,455	46,863	54,906	59,315	52,113					
225	254	3,839	2,304	260					
167,780	199,467	196,376	213,254	159,802					
62	212	163	257	151					
4,998	2,247	1,019	5,232	1,087					
85,783	79,668	61,306	67,300	72,936					
28,938	22,522	39,379	21,897	17,647					
7,741	10,973	11,709	5,032	2,652					
453,204	440,202	382,159	413,805	438,719					
					58,359	69,660	57,861	66,169	46,604
			36	39					
6,060	9,470	16,262	18,531	8,880					
56,986	57,358	58,492	63,037	61,300					
94,931	114,669	117,289	115,998	79,631					
113,940	150,492	199,199	227,948	153,778					
				76,594					
878,057	847,317	995,294	1,402,794	1,321,800					
23,552	25,294	20,800	22,698	34,470					
196,315	194,652	185,217	285,317	270,096					
490	698	574	36,026	523					
2,785	2,404	3,491	2,329	2,975					
			12,940	6,204					
29,731	13,577	2,893	9,092	4,316					
4,937	2,690	2,217	5,693	1,487					
5,468	2,602	6,093	9,032	11,269					
7,247	16,818	24,869	14,335	22,521					
</									

7-8 EDWARD VII., A. 1908

## No. 11.—ITEMIZED STATEMENT showing the Values of Imports

ARTICLES.		ENTERED FOR HOME CONSUMPTION.					
		1906.			1907 (9 mos.)		
		Quantity.	Value.	Duty.	Quantity.	Value.	Duty.
1	Drugs, dyes, chemicals, &c.— <i>Con.</i>		\$	\$ cts.		\$	\$ cts.
2	Iron liquor, solution of acetate or nitrate of iron for dyeing and calico printing.....		3,534			2,819	
3	Lac, crude, seed, button, stick and shell..... Lbs.	233	80		182	66	
4	Liquorice, in paste, rolls or sticks..... "	2,249,215	174,593	34,636 30	1,700,127	122,945	25,276 82
5	Litmus and all lichens, prepared and not prepared..... "	20	5		40	10	
6	Madder and munjeet, or Indian madder, ground or prepared, and all extracts of.....		691			2	
7	Magnesia..... Lbs.	266,554	8,727	1,672 53	228,383	9,494	1,751 85
8	Malt, ext. of (non-alcoholic) for medicinal and baking purposes.....		10,703	2,591 34		11,916	4,198 04
9	Manganese, oxide of..... Lbs.	244,620	5,508		386,404	11,087	
10	Morphine..... Oz.	5,441	6,431	902 22	1,523	1,960	303 01
11	Musk, in pods or in grain.....	256	2,265		137	2,116	
12	Nut galls and extracts thereof..... Lbs.	10,870	2,158		6,170	1,218	
13	Opium, prepared for smoking.....						
14	Ottar or attar of roses, and oil of roses..... Oz.	2,155	7,395		1,830	5,858	
15	Persis, or extract of archill and cud-bear..... Lbs.	4,024	378		3,134	419	
16	Phosphorus..... "	1,615	671		4,116	1,415	
17	Precipitate of copper, crude..... "	4,988	618		6,530	1,067	
18	Proprietary medicines, in liquid form, containing alcohol.....		75,676	38,369 98		68,711	34,730 01
19	Proprietary medicines, N.O.P. Potassa or potash—		451,934	103,133 20		355,004	82,960 19
20	Potash, chlorate of, not further prepared than ground and free from admixture with any substance..... Lbs.	408,954	28,765		303,958	21,465	
21	Potash, caustic..... "	229,797	11,027		140,823	7,749	
22	" German mineral..... "	48,908	950		10,223	340	
23	" muriate and bichromate of, crude..... "	2,173,922	66,766		1,845,545	60,685	
24	" or potassa, bicarbonate of, or saleratus..... "	7,152	730	131 08	4,474	760	122 10
25	" nitrate of or saltpetre..... "	2,516,772	109,005		1,407,714	60,948	
26	" prussiate of, red and yellow..... "	45,094	4,337		64,233	9,177	
27	" potassium, cyanide of..... "	112,861	20,439		108,916	19,682	
28	Quicksilver..... "	150,364	69,505		98,368	45,662	
29	Quinine, salts of..... Oz.	91,709	17,958		126,633	21,377	
30	Red liquor, a crude acetate of aluminum, prepared from pyroligneous acid for dyeing and calico printing.....		409			145	
31	Saffron and safflower extract of, and saffron cake..... Lbs.	561	922		388	535	
32	Safety Bate, and tannin preserver when imported by tanners for use exclusively in their own tanneries in tanning leather, O. C., March 1, 1899.....		457			480	
33	Sal ammoniac..... Lbs.	462,705	16,070		285,980	14,663	
34	Salts, glauber..... "	233,923	1,032	167 01	68,215	333	58 63
35	Soda, bicarbonate of..... "	5,085,926	46,379	6,587 46	3,308,559	34,228	4,985 43



## SESSIONAL PAPER No. 10

into and Exports from Canada, &c.--*Continued.*

IMPORTS.					EXPORTS.				
Value.					Value.				
1903.	1904.	1905.	1906.	1907 (9 mos.)	1903.	1904.	1905.	1906.	1907 (9 mos.)
£	£	£	£	£	£	£	£	£	£
2,854	4,248	2,992	3,534	2,819					1
32	6		80	66					2
147,274	259,315	119,584	192,218	120,948					3
	5	11	5	10					4
12		11	691	2					5
3,451	5,719	3,747	8,727	9,469					6
12,688	12,396	10,036	10,787	12,150					7
8,051	7,051	6,832	5,568	11,087					8
10,680	6,243	6,711	6,431	1,969					9
1,696	2,660	1,360	2,265	2,116					10
1,727	1,214	1,627	2,158	1,218					11
8,088	20								12
5,910	7,971	8,264	7,395	5,858					13
154		287	378	419					14
207	492	1,415	671	1,415					15
1,187	1,035	1,818	618	1,057					16
69,258	80,922	71,321	73,170	69,146					17
387,329	408,403	425,750	444,541	356,655					18
13,802	7,924	8,584	28,765	21,465					19
9,890	10,510	8,911	11,027	7,749					20
1,611	438	2,039	950	340					21
56,188	57,286	45,448	66,766	60,685					22
1,297	802	1,012	730	760					23
85,511	86,308	96,304	109,005	60,948					24
25,289	16,859	27,440	4,337	9,177					25
9,873	23,632	20,237	20,439	19,682					26
91,625	80,658	48,412	69,505	45,662					27
23,145	33,929	24,774	17,958	21,377					28
497	251	432	409	145					29
157	108	577	922	535					30
		353	457	480					31
13,366	12,403	15,761	16,070	14,663					32
			1,032	333					33
73,761	69,125	70,753	46,619	34,327					34

7-8 EDWARD VII., A. 1908

## No. 11.—ITEMIZED STATEMENT showing the Values of Imports

ARTICLES.		ENTERED FOR HOME CONSUMPTION.					
		1906.			1907 (9 mos.)		
		Quantity.	Value.	Duty.	Quantity.	Value.	Duty.
			\$	\$ cts.		\$	\$ cts.
Drugs, dyes, chemicals, &c.— <i>Con.</i>							
1	Soda ash. .... Lbs.	19,287,697	149,949		16,603,350	129,432	
2	" bichromate. .... "	259,029	9,749		324,457	13,748	
3	" caustic, in packages less than 25 lbs. each. .... "	9,540,616	181,114		21,949	308	45 75
4	" caustic in packages not less than 25 lbs. each. .... "				9,152,904	172,342	
5	" nitrate of. .... "	23,082,434	516,867		17,670,015	417,864	
6	" sal. .... "	9,922,237	78,692		7,424,570	63,072	
7	" silicate of in crystal or in solution. .... "	2,889,605	26,364		2,477,035	17,111	
8	Soda, nitrite of. .... "	5,689	342		4,755	325	
9	Soda chlorate and bisulphite of. .... "	663,797	8,767		507,983	7,688	
10	Soda, peroxide, prussiate and sulphite. .... "				31,516	3,374	
11	Soda, sulphate of, crude, known as salt cake. .... "	517,272	2,674		220,383	942	
12	Sodium, hyposulphite. .... "		11,278	2,131 60		2,303	459 90
13	Sodium, sulphide of, arseniate, binarsenate, chloride and stannate of soda. .... Lbs.	869,064	10,538		860,726	9,774	
14	Spirits, and strong waters of any kind mixed with any ingredient or ingredients, and known or designated as anodynes, elixirs, essences, extracts, lotions, tinctures or medicines, N.E.S. .... Galls.	2,345	14,349	9,991 60	2,033	14,970	9,489 40
15	Medicinal or medicated wines containing not more than 40 p.c. of proof spirits. .... "	3,119	8,597	4,678 50	2,389	6,158	3,152 50
16	Sulphate of iron (copperas). .... Lbs.	362,915	2,493		377,113	2,061	
17	Sulphate of copper (blue vitrol). .... "	1,862,067	95,049		1,977,041	118,800	
18	Sulphuric ether, chloroform and solutions of peroxides of hydrogen. .... "	197,787	31,848	7,944 89	108,002	22,767	5,583 45
19	Tartaric acid crystal. .... "	147,373	30,488		117,445	24,253	
20	Tetrajaponica, gambier or cutch. .... "	981,089	44,848		1,406,412	53,592	
21	Thorium, nitrate. .... "		29	7 74		2,711	722 93
22	Turmeric. .... Lbs.	44,285	2,521		27,062	1,738	
23	Vaseline and all similar preparations of petroleum, for toilet, medicinal or other purposes. .... "		14,308	3,582 01		11,647	2,901 24
24	Verdigris or sub-acetate of copper, dry. .... Lbs.	862	142		1,724	277	
25	Zinc, salts of. .... "	120,165	4,586		124,128	3,708	
26	All other drugs, dyes and chemicals, &c., not otherwise provided for. .... "		612,209	114,688 19		514,657	97,064 00
Total drugs, dyes, chemicals, &c. ....			7,362,179	470,256 79		6,403,666	414,170 90
Earthenware and china. (See bricks and tiles).—							
27	Baths, tubs and washstands of earthenware, stone, cement or clay, or other material, N.O.P. ....		67,828	18,775 60		62,547	18,823 30
28	Brown or coloured earthenware and stoneware, and Rockingham ware. ....		8,363	2,174 30		9,625	2,575 70

## SESSIONAL PAPER No. 10

into and Exports from Canada, &c.—*Continued.*

IMPORTS.					EXPORTS.				
Value.					Value.				
1903.	1904.	1905.	1906.	1907. (9 mos.)	1903.	1904.	1905.	1906.	1907. (9 mos.)
\$	\$	\$	\$	\$	\$	\$	\$	\$	\$
102,646	121,452	121,744	149,949	129,432					1
12,155	9,141	9,195	9,749	13,748					2
				308					3
140,781	172,990	189,579	181,114	172,342					4
270,667	258,578	393,251	516,867	417,864					5
52,673	57,886	65,788	78,692	63,072					6
24,214	14,837	25,928	26,364	17,111					7
2,750	1,419	148	342	325					8
13,189	5,717	10,138	8,767	7,688					9
				3,374					10
1,905	2,222	1,625	2,674	942					11
			11,278	2,308					12
6,646	7,440	6,493	10,538	9,774					13
10,650	10,868	12,559	13,095	15,847					14
6,137	10,943	12,387	9,598	3,386					15
1,860	1,452	3,164	2,493	2,061					16
89,349	75,938	94,182	95,049	118,800					17
23,037	27,861	27,593	32,408	23,436					18
24,071	29,534	31,553	30,488	24,253					19
35,987	24,863	38,493	44,848	53,592					20
			29	4,352					21
2,520	2,222	2,734	2,521	1,738					22
11,666	12,537	13,078	14,308	11,647					23
427	272	11	142	277					24
4,591	5,501	3,734	4,586	3,708					25
544,295	551,836	546,362	610,708	515,599					26
5,927,585	5,943,855	6,113,736	7,425,638	6,409,282	1,259,559	1,417,491	1,485,356	1,925,366	1,627,680
77,239	70,850	73,838	68,153	62,772					27
36,866	35,339	15,402	8,366	9,625					28

7-8 EDWARD VII., A. 1908

## No. 11.—ITEMIZED STATEMENT showing the Values of Imports

ARTICLES.		ENTERED FOR HOME CONSUMPTION.					
		1906.			1907 (9 mos.)		
		Quantity.	Value.	Duty.	Quantity.	Value.	Duty.
			\$	\$ cts.		\$	\$ cts.
1	Earthenware and china— <i>Con.</i> Decorated, printed or sponged, and all earthenware, N.E.S. ....		191,552	46,618 10		154,879	37,421 30
2	Demi-johns, churns or crocks .....		10,508	3,041 10		9,342	2,792 20
3	White granite or ironstone ware, and C. C. or cream coloured ware .....		47,960	10,465 70		26,713	5,633 50
4	China and porcelain ware, N.E.S. ....		214,013	68,318 00		134,675	41,646 70
5	Tableware of china, porcelain or other clay .....		956,064	190,732 45		876,085	180,917 25
6	Earthenware tiles .....		78,247	24,019 68		67,027	20,936 09
7	Manufactures of earthenware, N.E.S. ....		117,824	33,960 50		81,987	22,125 50
	Total earthenware and china .....		1,692,359	398,105 43		1,422,880	332,871 54
8	Elastic, round or flat, including garter elastic .....		118,362	30,785 78		105,766	28,316 11
	Electric apparatus:—						
9	Electric light carbons and carbon points of all kinds, N. E.S. .... M.	5,670	48,146	18,045 52	3,142	30,566	11,595 93
10	Electric light carbons over six inches in circumference .....	No. 120	71	10 65			
11	Electric light carbons over six inches in circumference for use in Canadian manufact- ures .....	" 353,840	70,540		383,011	74,992	
12	Electric apparatus, N.E.S., insu- lators of all kinds, &c., electric and galvanic batte- ries, telephones and telegraph instruments .....		2,457,414	609,592 82		1,993,198	513,998 35
13	Electric motors, generators, dynamios and sockets .....		1,002,117	249,898 75		457,982	118,046 14
	Total electric apparatus .....		3,578,288	877,547 74		2,556,738	643,640 42
14	Embroideries, N.O.P. ....		84,982	29,478 04		85,637	29,357 11
15	Emery in bulk, crushed or ground .....		21,781			20,498	
16	Emery wheels and manufactures of emery .....		42,080	10,512 68		41,086	10,248 81
	Fancy goods, viz. :—						
17	Alabaster, spar, amber, terra cotta or composition orna- ments .....		3,884	1,387 42		2,530	844 94
18	Bead ornaments and statuettes, N.E.S. ....		76,837	28,644 88		59,735	21,457 14
19	Boxes, fancy, ornamental cases and writing desks, &c. ....		138,459	49,723 34		128,235	45,894 85
20	Braids, bracelets, cords, fringes, tassels, &c. ....		454,754	170,028 17		333,391	126,644 65
21	Caskets, gimps, and fringes, embroidered or embossed chiffon, imported by manu- facturers of burial caskets or burial robes for such manu- facture .....		9,892	996 57		3,444	341 37
22	Cases for jewellery, watches, silverware, plated ware and cutlery .....		20,077	7,222 50		19,632	7,285 29

\*Prior to 1905 included under item 28, page 56, and items 3 and 4, page 58.



## SESSIONAL PAPER No. 10

into and Exports from Canada, &c.—*Continued.*

IMPORTS.					EXPORTS.				
Value.					Value.				
1903.	1904.	1905.	1906.	1907 (9 mos.)	1903.	1904.	1905.	1906.	1907. (9 mos.)
£	£	£	£	£	£	£	£	£	£
485,041	720,623	171,304	191,085	155,442	.....	.....	.....	.....	1
10,792	8,261	8,137	10,272	9,342	.....	.....	.....	.....	2
215,978	237,911	37,785	46,284	26,248	.....	.....	.....	.....	3
375,951	421,393	203,380	210,405	135,361	.....	.....	.....	.....	4
*	*	990,695	944,555	874,873	.....	.....	.....	.....	5
47,938	55,578	63,302	77,824	66,802	.....	.....	.....	.....	6
136,645	56,388	71,430	117,875	82,636	.....	.....	.....	.....	7
1,386,450	1,606,343	1,635,293	1,674,817	1,423,101	.....	.....	.....	.....	8
95,852	108,295	113,760	118,362	105,765	.....	.....	.....	.....	9
42,313	25,985	35,074	48,064	30,693	.....	.....	.....	.....	10
32,766	62,794	32,315	71	.....	.....	.....	.....	.....	11
.....	.....	24,512	70,540	74,992	48,451	80,834	79,083	180,339	73,457
1,144,246	1,842,026	1,903,791	2,461,726	2,018,602	.....	.....	.....	.....	12
427,164	504,571	848,260	1,003,853	467,238	.....	.....	.....	.....	13
1,646,489	2,435,376	2,843,952	3,584,254	2,591,525	48,451	80,834	79,083	180,339	73,457
92,631	98,110	66,789	86,288	87,350	.....	.....	.....	.....	14
18,058	21,626	21,980	21,781	20,498	.....	.....	.....	.....	15
22,135	29,232	33,250	42,086	41,080	.....	.....	.....	.....	16
1,540	4,343	3,731	3,884	2,530	.....	.....	.....	.....	17
85,824	92,633	78,829	76,233	59,284	.....	.....	.....	.....	18
77,054	104,897	127,578	138,631	128,483	.....	.....	.....	.....	19
517,976	616,191	548,649	454,879	333,430	.....	.....	.....	.....	20
.....	.....	7,036	9,892	3,444	.....	.....	.....	.....	21
13,140	67,145	18,915	20,007	19,739	.....	.....	.....	.....	22

7-8 EDWARD VII., A. 1908

## No. 11.—ITEMIZED STATEMENT showing the Values of Imports

ARTICLES.		ENTERED FOR HOME CONSUMPTION.				
		1906.			1907 (9 mos.)	
		Quantity.	Value.	Duty.	Quantity.	Value.
			\$	\$ cts.		\$
						\$ cts.
1	Fancy goods— <i>Con.</i>					
	Fancy manufactures of bone, shell, horn and ivory, N.E.S.		526	197 63		199 69 65
2	Fans		12,070	4,419 32		11,204 3,770 82
3	Flowers, artificial		264,808	64,114 82		305,948 82,908 42
4	Feathers and manufactures of feathers, N.O.P.; artificial feathers, fruits, grains, leaves, flowers and fancy braids, suitable for ornamenting hats					171 50 00
5	Feathers, fancy, undressed		5,061	987 80		12,503 2,337 58
6	" " N.E.S.		272,206	71,952 70		323,260 87,141 90
7	" ostrich and vulture dressed		22,605	4,915 40		20,237 4,588 60
8	Ivory or bone dice, draughts, chessmen, &c.		791	157 60		1,039 211 14
9	Laces, lace collars and similar goods, lace nets and netting of cotton, linen, silk and other material		1,702,897	555,158 74		1,977,514 357,957 52
10	Millinery, N.O.P.		296	93 02		36 9 80
11	Toys and dolls of all kinds		362,584	145,946 48		322,761 129,838 38
12	All other, N.E.S.		18,145	6,272 52		16,181 5,420 57
	Total fancy goods		3,365,892	1,112,218 91		2,638,020 876,792 62
13	Fashion plates, tailors', milliners' and mantle-makers'		4,153			3,842
14	Featherbone in coils		455	90 20		174 34 80
15	Feathers, bed and other, N.E.S.		28,198	5,684 65		14,935 2,889 70
16	Felt adhesive, for sheathing vessels		407			162
	Fertilizers, manure, &c.:—					
17	Fertilizers, compounded or manufactured		167,508	16,564 14		145,831 14,500 51
18	Guano and other animal manures	Cwt.	4,125	11,640		5,589 14,138
19	Manures, vegetable					
20	Bonedust, bone black or charred bone and bone ash	Cwt.	36,209	52,364		24,159 35,448
21	Kainite or German potash salts for fertilizers	Lbs.	674,397	3,411		1,125,900 5,647
22	Phosphates, rock		20,497			30,950
23	Fertilizers, uncompounded or unmanufactured, N.E.S.		6,876			25,044
	Total fertilizers		262,296	16,564 14		257,058 14,500 51
24	Fireworks, firecrackers and torpedoes, all kinds		29,497	7,374 25		29,186 7,297 35

## SESSIONAL PAPER No. 10

into and Exports from Canada, &c.—*Continued.*

IMPORTS.					EXPORTS.				
Value.					Value.				
1903.	1904.	1905.	1906.	1907 (9 mos.)	1903.	1904.	1905.	1906.	1907 (9 mos.)
£	£	£	£	£	£	£	£	£	£
733	669	794	601	199					1
8,209	9,982	11,339	12,078	11,319					2
161,626	189,248	210,890	264,749	306,070					3
				171					4
6,029	14,709	5,015	5,061	12,593					5
128,804	317,637	282,554	272,190	323,160					6
179,621	59,543	53,947	22,605	20,237					7
694	987	1,132	791	1,039					8
1,201,175	1,350,238	1,365,784	1,794,692	1,088,347					9
4,189	8,442	325	296	36					10
312,874	277,754	335,623	362,440	323,297					11
14,315	9,752	18,004	18,145	16,181					12
2,713,803	3,124,170	3,070,145	3,367,174	2,649,469					
3,959	4,824	4,189	4,153	3,842					13
87	4,700	8,946	455	174					14
32,110	34,205	40,806	27,325	14,935					15
1,848	344	202	407	162	6,180	2,367	5,005	981	1,184 16
112,256	134,063	128,237	167,513	145,831	116,474	177,193	230,224	239,400	200,013 17
9,397	12,892	12,729	11,640	14,138					18
211	5								19
63,190	89,668	69,990	52,364	35,448					20
2,546	5,430	6,427	3,411	5,647					21
19,058	8,000	15,377	20,497	30,950	20	5,348	1,253		22
18,542	19,155	12,363	6,876	25,044					23
225,200	269,123	245,123	262,301	257,058	116,494	182,541	231,477	239,400	200,013
23,311	23,651	23,346	29,439	29,127					24

7-8 EDWARD VII., A. 1908

## No. 11.—ITEMIZED STATEMENT showing the Values of Imports

ARTICLES.		ENTERED FOR HOME CONSUMPTION.					
		1906.			1907 (9 mos.)		
		Quantity.	Value.	Duty.	Quantity.	Value.	Duty.
Fisheries, articles for the use of, viz.:—			\$	\$ cts.		\$	\$ cts.
1	Bank, cod, pollock and mackerel fish lines; and mackerel, herring, salmon, seal, seine, mullet, net and trawl twine in hanks or coil, barked or not—in variety of sizes and threads—including gilling thread in balls, and head ropes, barked marline, and net morsels of cotton, hemp or flax, and deep-sea fishing nets or seines, when used exclusively for the fisheries, and not including lines or nets commonly used for sportsman's purposes		677,133			510,304	
2	Fish hooks for deep-sea or lake fishing, not smaller in size than No. 2·0, not including hooks commonly used for sportsman's purposes.		17,282			19,015	
3	Trawls, trawling spoons, fly hooks, sinkers, swivels, and sportsman's fishing bait, and fish-hooks, N.E.S.		49,108	12,235 20		27,267	6,990 84
	Total fisheries, articles for the use of...		743,523	12,235 20		556,586	6,990 84
Fish and fish products, N.E.S.:—							
4	Ambergris.		141			343	
	Cod, haddock, ling and pollock—						
5	Fresh..... Lbs.	1,490,576	53,686	7,452 44	1,164,465	43,963	8,865 21
6	"..... Lbs.	*2,610	109		*15,165	1,595	
7	Dry salted or smoked. .... Cwt.	*180,781	812,344		*124,377	616,121	
8	"..... Lbs.	278,325	12,298	1,391 68	247,704	12,119	1,780 92
9	Wet salted..... " "	1,432	101	7 17	200	16	2 00
10	"..... Lbs.						
11	Smoked..... Lbs.	42,586	2,532	425 86	39,930	2,643	399 30
12	Pickled..... " "	3,350	96	33 50	745	68	7 45
13	"..... Cwt.	*2,465	11,464		*1,480	8,182	
14	Tongues and sounds.....						
15	Halibut, fresh..... Lbs.	*8,750	544		*1,081	78	
16	"..... " "	†1,174,345	53,422	5,871 83	†791,264	36,588	5,415 06
17	" pickled..... " "	129	12	1 29			
18	" or salted..... " "						
19	Herrings, fresh..... " "	*2,075,600	36,162		*1,369,400	26,996	
20	"..... " "	†12,365	449	61 83	†20,950	996	87 50
21	" pickled..... " "	*11,146,710	183,171		*7,802,108	121,599	
22	" or salted..... " "	515,647	23,684	2,316 20	654,562	29,615	3,023 78
23	" canned..... Lbs.						
24	" smoked..... Lbs.	4,085	356	40 79	1,757	113	17 57
25	"..... " "	*1,640	54				
26	Mackerel, fresh..... " "	14,931	1,614	149 31	3,699	357	36 99
27	" canned..... Lbs.						
28	" pickled..... Lbs.	3,566	300	35 66	8,180	717	81 80
29	"..... " "						
30	Sea-fish, other, fresh..... " "	†27,806	1,578	139 04	†58,141	3,686	453 79
31	"..... " "						
32	" pickled..... Lbs.	\$832	46	8 32	\$940	89	9 40
33	"..... " "						
34	preserved, N.E.S..... Lbs.	14,461	1,379	276 97	29,940	2,267	564 58
35	"..... " "						
36	Oysters, fresh, in shell..... Brls.	3,497	21,528	5,382 00	2,931	21,198	5,299 50
37	" shelled, in bulk..... Galls.	219,504	278,555	21,950 40	189,237	262,540	18,923 70

\* From Newfoundland.

† Not in barrels.

\$ In barrels.

## SESSIONAL PAPER No. 10

into and Exports from Canada, &c.—*Continued.*

IMPORTS.					EXPORTS.				
Value.					Value.				
1903.	1904.	1905.	1906.	1907 (9 mos.)	1903.	1904.	1905.	1906.	1907 (9 mos.)
\$	\$	\$	\$	\$	\$	\$	\$	\$	\$
705,020	671,628	735,325	677,133	510,304	.....	.....	.....	.....	1
25,045	19,839	18,818	17,282	19,015	.....	.....	.....	.....	2
46,973	60,410	58,537	49,518	27,267	.....	.....	.....	.....	3
777,038	751,877	812,680	743,933	556,586	.....	.....	.....	.....	.....
374	694	565	141	343	.....	.....	.....	.....	4
26,452	37,627	47,807	53,686	51,095	13,568	12,723	12,984	11,018	1,294
*231	*133	*69	*109	*1,595	.....	.....	.....	.....	5
*340,755	*414,341	*308,407	*812,344	*616,121	3,353,361	2,763,081	2,931,418	3,501,277	3,052,774
24,329	13,919	25,554	29,564	14,965	.....	.....	.....	.....	6
.....	.....	107	101	16	17,338	12,024	9,373	19,694	36,632
2,527	3,767	1,783	2,524	3,307	.....	.....	.....	.....	7
54	172	62	96	68	1,730	1,156	8	24	615
*20,400	*52,685	*22,606	*11,464	*8,182	20,181	11,900	10,289	20,680	13,844
.....	.....	.....	.....	.....	7,609	72,325	64,383	32,237	61,528
*1,570	*885	*1,539	*544	*78	.....	.....	.....	.....	15
+36,881	+37,345	+37,781	+53,444	+36,588	26,765	4,806	11,061	3,164	4
5	.....	.....	12	.....	16,033	3,364	4,421	2,736	4,494
.....	*407	*1,252	.....	.....	77,780	67,182	56,210	98,003	80,386
*44,027	*21,161	*25,734	*36,162	*26,996	102,338	142,940	154,383	130,955	90,907
+108	+1,372	+2,156	+508	+1,031	249,479	308,344	360,701	394,808	454,720
*144,868	*124,826	*135,395	*183,171	*121,599	.....	.....	.....	.....	21
12,356	16,827	23,453	23,662	29,615	.....	.....	.....	.....	22
.....	.....	.....	.....	.....	.....	.....	.....	.....	23
41	61	34	356	113	.....	.....	.....	.....	24
.....	*81	*15	*54	.....	22,802	61,981	91,038	69,457	143,179
978	1,240	1,939	1,626	857	700	4,155	212	243	493
1,006	738	175	8,764	5,160	235,283	373,157	226,071	262,649	445,965
.....	.....	*28	.....	.....	2,163	214	2	282,865	357,885
+6,732	+10,080	+6,912	+1,578	+3,686	.....	.....	.....	.....	30
\$303	\$225	\$10,953	\$3,384	\$496	800	2,126	2,703	28,707	61,129
.....	.....	.....	.....	.....	20,201	30,186	39,816	41,999	56,782
128	152	71	1,413	3,354	.....	.....	.....	.....	34
10,421	15,697	19,878	21,606	21,322	2,183	1,423	1,712	2,064	3,449
251,427	289,677	286,045	278,555	262,544	.....	.....	.....	.....	35





## SESSIONAL PAPER No. 10

into and Exports from Canada, &c.—*Continued.*

IMPORTS.					EXPORTS.				
Value.					Value.				
1903.	1904.	1905.	1906.	1907 (9 mos.)	1903.	1904.	1905.	1906.	1907 (9 mos.)
£	£	£	£	£	£	£	£	£	£
6,239	3,541	2,397	1,775	4,796					1
19,851	8,769	9,407	8,958	11,528	319	501	1,402	229	25
		155		55					3
36,388	51,204	42,462	37,955	23,190					4
	300		525	28					5
1,561	906	69	231	63	398,267	384,544	376,336	497,554	163,472
		*8							6
	*478		*13						7
4	123	53	88	111	2,591,585	2,519,875	2,754,702	3,010,203	1,368,927
*33,374	*48,190	*86,131	*58,760	*29,428					8
429	315	93	560	203	641		66	1,758	2,786
4									9
*100	*288				32,822	32,007	72,967	126,270	122,441
60,586	26,230	5,548	15,813	7,965	161,711	182,071	151,569	492,460	156,493
*11,657	*7,081	*19,746	*10,974	*14,168					13
589	855	819	981	478	565	116	180	262	96
	*19	*67	*31	*15					15
136	6,134	1,600	103	28,446	2,580,838	1,772,216	1,679,237	4,943,453	1,992,011
*44	*647	*1,002	*85	*229					16
893	1,510	547	77	296	233,318	78,058	280,462	271,157	402,031
*14,947	*12,172	*26,127	*33,993	*39,547	63,198	70,298	57,109	9,054	17,480
									17
3,843	3,143	2,474	2,367	2,268					18
									19
144	90	354	33	367					20
									21
2,610	2,743	6,001	11,635	4,549					22
									23
85,285	104,600	129,152	133,133	110,436					24
									25
2,387	3,498	4,255	5,203	3,210					26
									27
6,603	10,016	17,148	24,188	12,474					28
+4,125	+6,944	+12,508	+24,062	+14,246	1,139,334	1,268,149	1,481,282	1,368,616	971,406
*729	*213	*2,041	*2,828	*463					29
3,516	8,505	3,858	10,229	2,442					30
+860	+1,504	+292	+841	+773	9,080	20,328	18,279	31,180	5,953
*978	*2,329	*493	*1,721	*4,459					31
132	930	125	707	1,398					32
40,120	49,525	45,743	57,379	45,970					33
10,846	11,618	12,549	12,229	8,973					34
									35
*1,546	*1,433	*78	*85		24,639	74,350	22,424	8,975	12,988
12,276	13,597	13,965	14,097	15,967					36
1,299,865	1,433,562	1,507,608	1,996,527	1,597,172	11,415,626	10,275,603	10,872,740	15,663,751	10,032,198

7-8 EDWARD VII., A. 1908

## No 11.—ITEMIZED STATEMENT showing the Values of Imports

ARTICLES.		ENTERED FOR HOME CONSUMPTION.					
		1906.			1907 (9 mos.)		
		Quantity.	Value.	Duty.	Quantity.	Value.	Duty.
			\$	\$ cts.		\$	\$ cts.
	Flax, hemp, and jute and manu- factures of, viz. :—						
1	Bags or sacks of hemp, linen or jute.....		117,254	18,007 60		150,083	22,146 29
2	Carpeting, rugs, matting, and mats of hemp or jute.....		92,113	17,927 31		44,945	8,986 37
3	Carpet linings and stair pads.....		5,307	1,272 92		2,628	628 74
4	Canvas or fabric not friction- ized, for the manufacture of bicycle tires, imported by the manufacturers of bicycles for use exclusively in the manu- facture of bicycle tires in their own factories.....		17,125			8,670	
5	Canvas to be used for boats' and ships' sails.....		7,835	264 16		5,697	219 69
6	Sail twine, to be used for boats' and ships' sails.....	Lbs. 13,762	2,763	94 06	6,938	1,493	54 00
7	Damask of linen, stair linen, diaper, napkins, doylies, tray cloths, quilts, and like arti- cles of linen, N.O.P.....		721,468	157,877 50		622,077	136,462 80
8	Flax (exports).....						
9	Flax fibre and flax tow.....	Cwt. 951	5,978		933	3,535	
10	Handkerchiefs.....		216,192	53,431 10		192,993	51,532 52
11	Horse clothing, shaped or other- wise manufactured.....		2,176	547 90		2,642	698 60
12	Hemp, undressed.....	Cwt. 123,857	914,382		75,037	573,615	
13	Jute butts and jute.....	" 6,038	25,654		4,218	22,683	
14	Jute cloth, not otherwise finish- ed than bleached or calend- ered.....	Yds. 13,609,142	556,845	37,591 53	14,932,568	698,651	49,581 77
15	Jute cloth as taken from the loom, not coloured, cropped, pressed, mangled, calendered nor in any way finished.....	" 18,696,841	843,850		11,554,630	714,864	
16	Jute, flax or hemp yarn, plain, dyed or coloured, jute canvas not pressed or calendered, im- ported by manufacturers of carpets, rugs and mats, jute webbing or jute cloth, ham- mocks, twines and floor oil cloth, for use in the manufac- ture of any of these articles only in their own factories... Lbs.	3,313,277	290,892		3,047,176	321,230	
17	Linens brown or bleached.....	Yds. 658,712	73,130	12,343 75	1,771,008	172,080	30,242 06
18	Linen duck, canvas, hucka- backs, or other manufactures of flax, N.E.S.....		689,942	119,579 24		523,490	88,922 05
19	Linen clothing, N.E.S.....		14,933	4,139 32		10,297	2,868 98
20	Linen blouses and shirt waists.....		931	278 02		2,894	679 39
21	Linen thread.....	Lbs. 259,859	167,808	28,294 10	170,449	119,087	20,613 28
22	Sheets and sheeting.....	Yds. 9,516	2,059	457 80	5,565	1,495	365 00
23	Shirts of linen.....	Doz. 539	5,126	1,472 26	1,459	12,513	3,850 61
24	Tapestry, jute.....		100	20 59		22	5 50
25	Towels.....		179,815	37,892 50		159,628	32,799 90

## SESSIONAL PAPER No. 10

into and Exports from Canada, &c.—*Continued.*

IMPORTS.					EXPORTS.				
Value.					Value.				
1903.	1904.	1905.	1906.	1907 (9 mos.)	1903.	1904.	1905.	1906.	1907 (9 mos.)
\$	\$	\$	\$	\$	\$	\$	\$	\$	\$
92,901	75,099	104,502	119,253	159,908					1
95,024	97,843	91,175	92,994	44,352					2
5,020	4,795	5,177	5,048	2,628					3
11,162	12,479	14,550	17,125	8,670					4
6,822	5,710	4,868	7,835	5,731					5
2,045	903	1,637	2,763	1,493					6
580,020	653,008	680,922	729,468	622,767					7
					175,268	271,710	410,291	244,629	73,006
1,527	518	3,604	5,978	3,535	3,943	10,624	26,394	12,786	4,983
158,283	188,429	180,140	219,626	192,793					10
2,588	657	1,504	2,336	2,657					11
1,022,460	911,968	787,101	914,382	573,615	1,142	1,068	2,466	836	13,717
6,087	16,211	25,584	25,654	22,683					13
60,309	157,366	234,921	556,845	712,529					14
909,760	781,864	847,894	843,850	714,864					15
175,677	204,464	190,718	290,892	321,230					16
94,170	129,561	53,736	73,316	173,098					17
586,913	619,690	594,950	689,033	527,675					18
9,598	9,536	13,491	14,628	10,297					19
	154	323	931	2,894					20
171,884	163,329	141,343	167,733	119,087					21
1,431	771	481	2,059	1,495					22
18,182	13,361	12,132	4,967	12,523					23
174	125	356	100	22					24
164,627	176,141	167,893	179,627	158,259					25

7-8 EDWARD VII., A. 1908

## No. 11.—ITEMIZED STATEMENT showing the Values of Imports

ARTICLES.		ENTERED FOR HOME CONSUMPTION.					
		1906.			1907 (9 mos.)		
		Quantity.	Value.	Duty.	Quantity.	Value.	Duty.
Flax, hemp and jute and manufactures of— <i>Concluded.</i>			\$	\$ cts.		\$	\$ cts.
1	Yarn of jute, flax or hemp for the manufacture of towels, when imported by the manufacturers of jute, linen or union towels, to be used in their own factories in the manufacture of such articles. Lbs.	96,253	14,428	.....	173,736	37,926	.....
2	Yarn, singles, flax, hemp or jute, N.E.S. ....	18,746	2,723	507 01	13,503	1,163	213 50
3	Other articles made by the seamstress from linen fabrics, N.O.P. ....		15,049	4,786 09	.....	16,112	4,867 38
4	Other manufactures of hemp or jute, N.E.S., or of flax, hemp and jute combined. ....		214,688	37,637 43	.....	106,558	18,966 17
Total flax, hemp and jute, &c. ....			5,200,566	534,422 19	.....	4,529,071	474,704 60
5	Foundry facings of all kinds. ....		21,148	4,731 43	.....	12,238	2,839 81
Fruits, dried, including nuts, viz.—							
6	Dried apples. .... Lbs.	32,109	2,610	652 50	136,711	9,083	2,270 75
7	Currants. ....	10,188,799	341,870	101,885 85	8,316,803	367,485	53,166 62
8	Dates. ....	2,114,451	42,546	10,636 50	2,409,103	52,501	13,868 41
9	Figs. ....	2,874,018	103,980	25,994 50	5,311,039	153,541	39,186 36
10	Prunes. ....	6,992,257	259,178	68,378 97	9,881,056	332,885	98,430 82
11	Raisins. ....	16,853,388	683,679	168,533 83	13,967,423	886,855	139,669 41
12	All other, N.E.S. ....	2,395,680	165,248	41,308 09	1,426,752	131,847	33,711 75
13	Almonds, shelled. ....	850,635	148,288	29,270 73	609,925	138,100	21,064 70
14	" not shelled. ....	868,801	66,944	17,975 95	753,547	81,682	15,698 07
15	Brazil nuts, not shelled. ....	217,906	17,250	6,471 50	138,920	16,651	3,706 26
16	Pecans, notshelled, and shelled peanuts, N.E.S. ....	623,014	38,409	17,888 23	792,358	43,553	18,500 16
17	Walnuts, not shelled. ....	1,083,303	98,324	22,977 26	1,845,478	192,989	38,162 04
18	Nuts, other, shelled. ....	967,190	140,941	22,088 82	310,124	45,616	7,674 47
19	All other nuts, N.O.P. ....	5,873,235	278,448	117,460 20	4,063,305	194,011	94,194 68
Total fruits, dried. ....		51,934,786	2,387,715	651,522 98	49,962,544	2,649,799	669,304 50
Fruits, green—							
20	Apples. .... Brls.	20,072	89,558	8,028 80	43,111	137,209	17,244 40
21	Bananas. .... Bunches.	1,200,534	1,171,387	.....	857,984	817,669	.....
22	Blackberries, gooseberries raspberries and strawberries, N.E.S. .... Lbs.	1,484,833	138,824	29,696 66	175,115	16,099	3,502 30
23	Cherries. ....	120,986	17,937	2,419 72	53,742	6,484	1,074 84
24	Cranberries. .... Bush.	15,091	39,160	9,790 00	26,515	75,017	18,754 25
25	Grapes. .... Lbs.	2,002,008	140,616	40,040 16	2,045,006	153,540	40,900 12
26	Guavas, mangoes, plantains, pomegranates, and shaddock. ....		23,755	.....	.....	29,722	.....
27	Oranges, lemons and limes, in boxes of capacity not exceeding 2½ cubic feet. .... Boxes.	614,633	1,403,121	153,387 47	171,381	572,031	42,427 65
28	Oranges, lemons and limes, in boxes of capacity not exceeding 1½ cubic feet. ....	25,492	30,121	3,311 92	6,961	10,124	902 94
29	Oranges, lemons and limes, in cases or other packages. .... Cub. feet holding capacity.	225,958	141,893	22,588 45	8,420	8,136	830 68
					215,621	112,032	.....



## SESSIONAL PAPER No. 10

into and Exports from Canada, &c.—*Continued.*

IMPORTS.					EXPORTS.				
Value.					Value.				
1903.	1904.	1905.	1906.	1907 (9 mos.)	1903.	1904.	1905.	1906.	1907 (9 mos.)
\$	\$	\$	\$	\$	\$	\$	\$	\$	\$
7,927	4,890	28,080	14,428	37,926	.....	.....	.....	.....	1
1,678	4,423	4,924	2,723	1,163	.....	.....	.....	.....	2
10,281	16,363	14,279	15,016	16,596	.....	.....	.....	.....	3
131,458	94,736	206,535	213,571	106,327	.....	.....	.....	.....	4
4,328,008	4,344,394	4,413,030	5,212,231	4,556,817	180,353	283,402	439,151	258,251	91,706
9,478	11,838	14,957	21,148	12,238	.....	.....	.....	.....	5
9,605	8,616	7,254	2,868	11,477	402,412	368,749	268,657	212,862	231,550
239,256	276,732	241,461	325,193	395,665	.....	.....	.....	.....	7
44,197	44,545	37,976	45,473	49,378	.....	.....	.....	.....	8
100,796	83,465	83,628	104,013	162,069	.....	.....	.....	.....	9
159,315	154,565	147,798	252,777	354,105	.....	.....	.....	.....	10
772,864	690,861	551,196	674,932	912,625	.....	.....	.....	.....	11
174,130	114,665	114,518	164,649	146,239	6,736	6,925	5,942	8,322	5,800
93,122	94,292	99,152	155,915	137,216	.....	.....	.....	.....	13
69,629	59,151	65,276	71,623	80,860	.....	.....	.....	.....	14
13,022	15,824	14,562	18,113	15,832	.....	.....	.....	.....	15
42,866	42,344	33,402	37,323	43,305	.....	.....	.....	.....	16
84,422	84,891	79,475	99,373	202,386	.....	.....	.....	.....	17
86,720	85,298	100,105	134,342	48,097	.....	.....	.....	.....	18
181,035	272,859	275,881	276,327	197,969	3,952	3,192	3,931	4,066	6,705
2,061,979	2,028,108	1,851,684	2,362,921	2,756,314	413,100	378,866	278,530	225,250	244,055
81,739	73,879	79,421	90,614	133,544	2,759,047	4,591,169	2,629,057	4,083,770	2,636,802
819,236	809,684	971,672	1,171,387	817,669	.....	.....	.....	.....	21
89,499	107,379	137,053	138,937	16,123	110,504	122,458	139,072	102,868	122,219
15,838	16,014	15,522	18,024	6,495	.....	.....	.....	.....	23
37,412	54,715	51,900	39,184	75,044	.....	.....	.....	.....	24
75,953	79,752	103,676	142,951	135,675	.....	.....	.....	.....	25
10,180	9,638	16,923	23,755	29,722	.....	.....	.....	.....	26
896,228	1,025,387	1,077,514	1,430,260	{ 528,516 528,756 }	.....	.....	.....	.....	27
25,377	33,762	19,022	33,540	{ 2,862 17,487 }	.....	.....	.....	.....	28
150,698	116,843	74,303	140,971	{ 8,136 112,032 }	.....	.....	.....	.....	29

7-8 EDWARD VII., A. 1908

## No. 11.—ITEMIZED STATEMENT showing the Values of Imports

ARTICLES.		ENTERED FOR HOME CONSUMPTION.					
		1906.			1907 (9 mos.)		
		Quantity.	Value.	Duty.	Quantity.	Value.	Duty.
			\$	\$ cts.		\$	\$ cts.
1	Fruits, green— <i>Con.</i>						
	Oranges, lemons and limes, in bulk..... No.	4,528	102	6 79	12,900	194	19 35
2	Oranges, lemons and limes, in barrels not exceeding the capacity of flour barrels..... Brls.	21,183	60,012	8,513 38	8,917	24,154	3,522 29
3	Peaches, N.O.P..... Lbs.	3,531,224	89,994	35,312 24	13,147	35,008	
4	Pine apples..... No.	2,241,217	193,267		3,492,047	105,631	34,920 47
5	Plums..... Bush.	56,647	62,522	15,636 50	448,042	40,556	
6	Quinces..... "	170	399	99 75	59,904	88,967	22,217 25
7	Wild blueberries, strawberries and raspberries.....		1,642		91	223	55 75
8	All others, N.E.S.....		69,504	13,905 47		509	
	Total fruits, green.....		3,673,814	342,731 01		84,956	16,892 49
	Fruits, canned or preserved, jellies, jams, &c.—						
9	Fruits in air-tight cans or other packages..... Lbs.	2,076,411	111,203	38,943 55	2,358,704	130,679	43,715 94
10	Fruit, rind or peel of citrons, lemons and oranges, in brine.....		1,893			214	
11	Fruits, preserved in brandy or other spirits..... Galls.	179	558	358 00	181	521	304 50
12	Ginger, preserved..... Lbs.	135,314	8,777	2,533 60	130,418	9,082	2,565 60
13	Jellies, jams and preserves, N.E.S..... "	1,837,046	138,530	40,737 79	1,694,584	129,373	38,031 72
	Total fruits, canned, &c.....		260,961	82,572 94		269,869	84,617 76
	Grand total, fruits.....		6,322,490	1,076,826 93		5,763,567	897,187 04
14	Fuller's earth in bulk only, not prepared for toilet or other purposes.....		4,644			4,483	
15	Furs and skins and mfrs. of—Astrachan or Russian hair skins and China goat plates or rugs wholly or partially dressed but not dyed.....		62,553			70,501	
16	Fur skins, wholly or partially dressed, N.E.S.....		1,110,244	171,308 45		733,476	115,709 79
17	Furs and skins, undressed, the produce of fish or other marine animals.....		16,020			1,637	
18	Fur skins of all kinds, not dressed in any manner, N.E.S.....		3,307,225			2,933,734	
19	Caps, hats, muffs, tippets, capes, coats, cloaks and other mfrs. of furs, N.O.P.....		286,655	71,784 20		281,671	66,048 70
	Total furs, etc.....		4,782,697	243,092 65		4,021,019	181,758 40
20	Glass and mfrs. of (exports).....						
21	Bulbs for electric lights..... Doz.	215,960	40,609	4,075 86	421,760	39,364	5,532 67
22	German looking glass, unsilvered or for silvering.....		2,560	133 94		2,038	442 13

## SESSIONAL PAPER No. 10

into and Exports from Canada, &c.—*Continued.*

IMPORTS.					EXPORTS.				
Value.					Value.				
1903.	1904.	1905.	1906.	1907 (9 mos.)	1903.	1904.	1905.	1906.	1907 (9 mos.)
\$	\$	\$	\$	\$	\$	\$	\$	\$	\$
14	14	42	102	194					1
34,347	45,250	35,750	60,012	24,232					2
69,549	58,005	86,378	90,835	35,008					3
127,635	133,145	152,588	193,267	106,000					4
49,636	49,379	66,884	62,559	40,556					5
1,003	199	204	399	89,122					6
				223					
1,026	1,066	1,933	1,642	509					7
69,878	62,537	84,705	69,766	85,565	65,758	139,889	117,445	203,645	117,085
2,555,158	2,676,648	2,975,490	3,708,235	2,798,470	2,935,309	4,853,516	2,885,574	4,390,283	2,876,106
78,989	112,218	70,596	116,923	137,005	403,558	362,062	213,513	279,164	290,213
.....	114	435	1,893	214					
527	941	555	498	311					
8,477	9,422	8,601	8,817	9,257					
81,559	98,048	106,803	137,655	139,516					
169,552	220,743	186,990	265,786	286,303	403,558	362,062	213,513	279,164	290,213
4,786,689	4,925,499	5,014,164	6,336,942	5,841,087	3,751,967	5,594,444	3,377,617	4,894,697	3,410,374
4,169	5,554	4,967	4,644	4,483					
56,347	62,352	53,624	62,553	70,501					
919,024	873,748	1,110,901	1,142,895	726,580	34,069	56,720	27,509	63,149	131,556
88	184	9,771	16,020	1,637	357,006	450,164	228,743	273,730	162,190
2,202,417	2,346,940	2,795,820	3,307,225	2,933,734	2,398,966	2,127,593	2,421,903	2,458,056	2,549,382
116,210	128,572	169,312	287,723	282,216	20,627	27,828	21,023	33,347	24,191
3,294,086	3,411,796	4,139,428	4,816,416	4,014,668	2,810,668	2,662,110	2,699,178	2,828,282	2,867,319
47,930	50,266	41,134	40,609	39,364	14,065	21,452	24,992	14,842	11,066
43,679	54,070	31,714	2,560	2,038					

7-8 EDWARD VII., A. 1908

## No. 11.—ITEMIZED STATEMENT showing the Values of Imports

ARTICLES.		ENTERED FOR HOME CONSUMPTION.					
		1906.			1907 (9 mos.)		
		Quantity.	Value.	Duty.	Quantity.	Value.	Duty.
	Glass and manufactures of— <i>Con.</i>						
1	Glass carboys and demijohns, empty or filled bottles and decanters, flasks and phials . . . . .		\$	\$ cts.		\$	\$ cts.
			342,736	110,476 00		278,719	88,013 07
2	Glass jars or glass balls, and cut, pressed or moulded, crystal or glass tableware, decorated or not . . . . .		330,465	99,067 90		280,479	86,620 62
3	Glass cut to size for manufacture of dry plates for photographic purposes when imported by manufacturers of such dry plates for use exclusively in the manufacture thereof in their own factories . . . . .		8,876			6,118	
4	Lamp chimneys, glass shades or globes and blown glass tableware . . . . .		132,537	41,842 30		109,819	35,499 36
5	Ornamental, figured and enamelled, coloured glass and memorial or other ornamental window glass, N.O.P. . . . .		61,706	13,767 86		29,621	6,634 55
6	Painted or vitrified, chipped, figured, enamelled and obscured white glass . . . . . Sq. ft.	168,118	9,308	2,379 70	89,107	6,912	1,578 90
7	Common and colourless window glass . . . . . "	38,534,573	948,053	117,513 48	26,065,295	657,673	81,626 57
8	Plain, coloured, opaque, stained or tinted or muffled glass in sheets . . . . . "	821,786	66,048	11,591 77	272,538	17,885	3,127 77
9	Plate glass, bent and sheets, N.O.P. . . . . "				333,923	25,923	5,675 28
10	Plate glass, not bevelled, in sheets or panes, not exceeding 7 sq. ft. each, N.O.P. . . . . "	742,446	131,619	12,013 67	646,174	123,120	11,227 63
11	Plate glass, not bevelled, in sheets or panes exceeding 7 sq. ft. each and not exceeding 25 sq. ft. each, N.O.P. . . . . "	764,850	129,965	27,652 00	612,860	109,269	23,553 49
12	Plate glass, not bevelled, in sheets and panes, N.E.S. . . . . "	915,944	188,714	53,504 11	836,735	181,185	50,056 14
13	Plate glass, bevelled, in sheets and panes, N.O.P. . . . . "	26,131	5,670	1,755 23	647	161	56 35
14	Plate glass, rough rolled . . . . . "	334,047	26,371	6,074 00	248,533	21,064	4,555 48
15	Silvered glass, bevelled or not, framed or not framed . . . . .		80,024	26,508 33		71,155	23,335 61
16	Stained glass windows . . . . .		610	208 40		1,905	632 00
17	All other glass and manufactures of glass not otherwise provided for, including bent plate or other sheet glass . . . . .		167,142	32,865 35		152,279	33,508 90
	Total glass, &c. . . . .		2,673,013	561,829 84		2,114,689	461,676 52
18	Gloves and mitts of all kinds . . . . .		1,165,636	394,666 27		1,228,185	407,035 49
	Glue, glue stock and mucilage:—						
19	Glue, powdered or sheet . . . . . Lbs.	2,752,581	215,518	53,486 07	2,060,220	161,651	41,250 35
20	" liquid . . . . .		14,684	3,634 72		10,282	2,602 44
21	" stock (exports) . . . . .						
22	Fish skins and fish offal or refuse . . . . .		203			302	
23	Mucilage . . . . .		23,928	5,893 54		15,309	3,811 08
	Total glue, glue stock and mucilage . . . . .		254,333	63,014 33		187,544	47,663 87

## SESSIONAL PAPER No. 10

into and Exports from Canada, &c.—*Continued.*

IMPORTS.					EXPORTS.				
Value.					Value.				
1903.	1904.	1905.	1906.	1907 (9 mos.)	1903.	1904.	1905.	1906.	1907 (9 mos.)
\$	\$	\$	\$	\$	\$	\$	\$	\$	\$
324,488	299,264	313,795	342,706	279,170					1
293,108	288,647	328,338	330,469	284,188					2
	913	2,355	8,876	6,118					3
115,592	91,821	113,519	136,034	108,445	2,068	7,236	7,582	7,561	8,026 4
21,351	29,824	32,865	61,756	29,621					5
5,261	12,970	11,251	9,308	6,912					6
766,868	674,180	488,531	950,901	656,159					7
		44,757	66,048	17,885					8
				25,923					9
121,049	113,449	89,980	131,619	123,120					10
		73,630	129,965	109,211					11
134,614	122,670	132,599	189,137	182,043					12
662	1,736	1,804	5,670	161					13
20,621	28,273	21,214	26,371	21,064					14
47,842	53,063	73,582	80,029	71,090					15
5,678	6,995	1,705	610	1,905					16
138,301	160,813	150,101	167,606	152,356					17
2,086,444	1,988,954	1,943,874	2,680,274	2,116,773	16,133	28,688	32,574	22,403	19,092
872,121	945,495	980,960	1,167,094	1,229,153					18
165,740	149,630	154,191	219,005	158,931					19
16,159	17,253	16,864	14,659	10,510					20
					10,857	18,583	11,837	6,382	8,047 21
572	1,222	788	203	392					22
14,444	17,634	18,598	23,914	15,309					23
196,915	185,799	190,351	257,781	185,052	10,857	18,583	11,837	6,382	8,047



7-8 EDWARD VII., A. 1908

## No. 11.—ITEMIZED STATEMENT showing the Values of Imports

ARTICLES.		ENTERED FOR HOME CONSUMPTION.					
		1906.			1907 (9 mos.)		
		Quantity.	Value.	Duty.	Quantity.	Value.	Duty.
			\$	\$ cts.		\$	\$ cts.
	Grasses and fibres and manufactures of N.E.S. :—						
1	Grass, sea, sea weed and kelp, N.E.S. .... Cwt.	415	821	.....	210	703	.....
2	Esparto, or Spanish grass and other grasses and pulp of, including fancy grasses dried but not coloured or otherwise manufactured .... "	75	501	.....	149	1,384	.....
3	Grass, Manilla .... "	96,244	806,651	.....	141,250	1,141,125	.....
4	Fibre, kartavert, indurated fibre, vulcanized fibre and like material, and manufactures of, N.E.S. ....		44,570	11,118 93		34,321	8,577 30
5	Fibre, Mexican, istle or tampico .... Cwt.	2,853	31,825	.....	3,629	29,970	.....
6	Fibre, vegetable, natural, N.E.S. .... "	5,420	23,337	.....	4,659	27,727	.....
7	Fibrilla ....						
8	Moss, Iceland and other mosses Lbs.	636,849	37,304	.....	447,994	24,601	.....
9	Palm leaf, unmanufactured ....		253	.....		1,046	.....
10	Straw .... Tons.	127	941	188 20	79	679	136 00
11	" manufactures of, N.O.P. ....		26,655	4,948 78		16,769	3,881 68
	Total grasses, fibres, &c. ....		971,858	16,255 91		1,278,325	12,594 98
12	Grease, axle .... Lbs.	1,629,767	64,515	12,830 79	1,364,447	54,877	10,941 25
13	" foot grease, the refuse of cotton seed after the oil has been pressed out, but not when treated with alkalies.. "	163,500	6,877	.....	257,000	17,139	.....
14	Grease, "degras" and oleo-stearine .... "	1,779,786	76,810	.....	1,447,841	59,585	.....
15	Grease, rough, the refuse of animal fat, for the manufacture of soap and oils only .... "	6,496,671	303,907	.....	6,506,878	376,811	.....
	Total grease, &c. .... "	10,069,718	452,109	12,830 79	9,576,166	508,412	10,941 25
16	Gunpowder and other explosives (exports) ....						
17	Gun, rifle, sporting and canister powder .... Lbs.	86,487	25,648	2,377 28	91,313	31,560	2,330 23
18	Cannon and musket powder.. "				111	28	3 33
19	Blasting and mining powder.. "	949,035	89,240	14,486 07	545,610	65,315	7,457 53
20	Fuses, N.O.P. ....		62,902	9,739 01		49,723	7,752 13
21	Giant powder, nitro, nitro glycerine and other explosives.. Lbs.	171,877	38,549	4,512 81	124,814	40,950	2,987 41
22	Gun, rifle and pistol cartridges or other ammunition. N.O.P. ....		398,113	96,445 10		352,793	87,238 10
23	Gun wads, percussion caps, primers and cartridge cases. ....		28,576	7,299 90		19,100	5,218 80
24	Gun or pistol covers or cases, game bags, loading tools and cartridge belts of any material. ....		16,048	4,723 80		9,622	2,820 90
	Total gunpowder and explosives. ....		659,076	139,583 97		569,091	115,808 43

## SESSIONAL PAPER No. 10

into and Exports from Canada, &c.—*Continued.*

IMPORTS.					EXPORTS.				
Value.					Value.				
1903.	1904.	1905.	1906.	1907 (9 mos.)	1903.	1904.	1905.	1906.	1907 (9 mos.)
£	£	£	£	£	£	£	£	£	£
1,703	2,413	2,174	821	703					1
2,403	303	731	501	1,384					2
405,978	814,087	576,007	806,651	1,141,125					3
34,800	29,831	25,308	44,570	34,321					4
12,454	22,485	24,249	31,825	29,970					5
46,336	23,990	19,612	28,337	27,727					6
36,195	36,084	35,102	37,304	24,601					7
30	162	36	253	1,046					8
404	464	288	941	679	14,411	32,640	13,929	17,129	5,336
19,466	17,717	22,558	20,655	16,819					10
559,769	947,536	706,065	971,858	1,278,375	14,411	32,640	13,929	17,129	5,336
41,748	41,842	31,504	64,660	55,132					12
	1,750	201	6,877	17,139					13
116,722	82,802	52,234	76,810	59,585					14
416,793	323,791	228,111	303,907	376,811	93,409	59,571	121,966	149,563	97,313
575,263	450,185	312,050	452,254	508,667	93,409	59,571	121,966	149,563	97,313
					254,605	212,124	197,192	253,085	167,317
40,892	39,822	60,986	25,711	31,794					17
	32			28					18
1,180	3,665	45,212	89,240	65,315					19
28,047	39,734	51,667	63,862	47,998					20
42,584	24,485	39,447	94,492	36,842					21
235,793	309,766	289,924	392,510	353,257	180,638	131,800	114,979	108,901	73,198
39,570	26,993	26,199	29,270	19,190					23
9,839	11,364	17,609	16,049	9,622					24
397,905	455,861	531,044	711,134	564,046	435,243	343,924	312,171	361,986	240,515

7-8 EDWARD VII., A. 1908

## No. 11.—ITEMIZED STATEMENT showing the Values of Imports

ARTICLES		ENTERED FOR HOME CONSUMPTION.					
		1906.			1907 (9 mos.)		
		Quantity.	Value.	Duty.	Quantity.	Value.	Duty.
			\$	\$ cts.		\$	\$ cts.
1	Gut, cat or worm gut, unmanufactured, for whip and other cord		583			1,362	
2	Gut, cat gut strings or gut cord for musical instruments		7,090			4,914	
	Total gut		7,679			6,276	
3	Gutta percha and India rubber and manufactures of (exports)						
4	Gutta percha Lbs.	825	971		11	17	
5	Boots and shoes		143,221	35,785 84		89,624	22,403 08
6	Belting		40,260	10,063 42		28,500	7,217 96
7	Clothing and clothing made waterproof with India rubber		50,524	13,781 74		29,901	8,297 74
8	Fillets of cotton and rubber, not exceeding 7 inches wide, when imported by and for the use of manufacturers of card clothing		86				
9	Hose, including cotton or linen lined with rubber		51,262	17,850 60		32,073	10,771 32
10	Packing, mats and matting		72,215	25,143 77		60,646	21,142 12
11	Rubber powdered and rubber waste Lbs.	330,272	22,543		917,555	86,955	
12	Rubber, crude, caoutchouc and India rubber unmanufactured	"	2,490,756	2,394,828	"	2,002,75	1,898,633
13	Rubber, recovered, rubber substitute, and hard rubber in sheets	"	3,069,188	357,380	"	2,551,476	460,767
14	Rubber thread elastic	"	1,255	2,171	"	899	1,640
15	All other, N.O.P.		414,413	100,879 29		353,927	88,412 86
	Total gutta percha and India rubber		3,549,874	203,504 66		3,042,683	158,245 08
	Hair, and manufactures of, not otherwise provided for:—						
16	Hair, cleaned or uncleaned, but not curled, dyed or otherwise manufactured Lbs.	418,934	59,834		615,596	48,015	
17	Braids, chains or cords of hair		1,117	390 95		820	286 30
18	Curled or dyed hair Lbs.	5,236	6,292	1,235 32	1,798	3,124	608 59
19	Hair cloth of all kinds		11,941	2,673 20		10,403	2,220 10
20	Hair brush pads						
21	Horse hair, not further manufactured than simply cleaned and dipped or dyed, for use in manufacture of horse hair cloth Lbs.	55,423	51,771		57,090	63,202	
22	Other manufactures of, N.E.S		12,303	4,294 29		12,183	4,079 08
	Total hair and manufactures of		143,258	8,593 76		137,747	7,194 07

## SESSIONAL PAPER No. 10

into and Exports from Canada, &c.—*Continued.*

IMPORTS.					EXPORTS.				
Value.					Value.				
1903.	1904.	1905.	1906.	1907 (9 mos.)	1903.	1904.	1905.	1906.	1907 (9 mos.)
\$	\$	\$	\$	\$	\$	\$	\$	\$	\$
370	870	430	589	1,362					
9,439	7,707	8,116	7,090	4,914					
9,809	8,577	8,546	7,679	6,276					
4,375	116	98	971	17	157,025	137,667	197,033	282,164	169,294
142,288	154,605	132,709	179,631	63,909					
60,398	47,374	61,607	40,437	28,500					
465,434	334,713	137,194	50,370	29,273					
193	78	252	86						
43,593	48,860	59,608	52,989	32,491					
46,680	51,031	59,447	73,488	60,878					
72,217	36,570	34,360	22,543	86,955					
1,532,998	2,197,712	2,458,386	2,394,828	1,898,633					
					122,730	77,083	98,206	218,273	158,036
210,464	277,770	230,439	357,380	460,767					
4,458	2,108	5,008	2,171	1,640					
287,398	341,632	374,825	414,828	353,960					
2,870,516	3,492,569	3,553,933	3,589,722	3,017,023	279,755	214,750	295,239	509,437	327,330
31,861	54,988	53,571	59,834	48,015	94,678	71,504	113,717	125,202	92,872
132	520	1,645	1,117	820					
4,665	4,651	4,354	6,292	3,124					
6,462	10,220	12,476	11,955	10,437					
31,348	25,239	40,054	51,771	63,202					
6,087	8,985	10,630	12,393	12,183					
80,555	104,603	122,730	143,272	137,781	94,678	71,504	113,717	125,202	92,872

7-8 EDWARD VII., A. 1908

## No. 11.—ITEMIZED STATEMENT showing the Values of Imports

ARTICLES.		ENTERED FOR HOME CONSUMPTION.					
		1906.			1907 (9 mos.)		
		Quantity.	Value.	Duty.	Quantity.	Value.	Duty.
	Hats, caps and bonnets, viz. :—		\$	\$ cts.		\$	\$ cts.
1	Caplins, unfinished Leghorn hats.....		2,099			2,227	
2	Hatters' bands (not cords), bindings, tips and sides, hat sweat and linings, both tips and sides, imported by hat and cap manufacturers, for use in the manufacture of these articles only in their own factories.....		175,249			67,126	
3	Hat, cap and bonnet shapes.....		43,529	10,736 90		42,694	10,358 95
4	Hatters' furs, not on the skin.....		58,524			50,758	
5	Hats and caps, &c., of beaver, silk or felt.....		1,300,538	321,725 20		1,219,017	306,910 14
6	Buckram for the manufacture of hat and bonnet shapes.... Yds. 77,514		11,783		91,023	11,663	
7	Hatter's plush of silk or cotton.....		2,970			3,161	
8	Plaits, plain, chip, manilla, cotton, mohair, straw, Tuscan and grass.....		160,656			146,317	
9	Manilla hoods.....		74			4,357	
10	Of straw, grass, chip or other material, N.E.S.....		933,365	247,104 20		920,441	264,384 95
	Total hats, caps and bonnets.....		2,688,787	579,566 30		2,467,761	581,654 04
11	Hay..... Tons. 7,014		99,215	14,028 00	6,416	111,935	12,832 00
12	Hides and skins other than fur :—						
	Hides and skins, raw, whether dry, salted or pickled, undressed.....		6,552,319			5,677,425	
13	Tails, undressed.....						
14	Hoofs, horn strips, horn and horn tips in the rough, not polished or otherwise manufactured than cleaned.....		18,993			69	
15	Pelts, raw.....		239,955			166,017	
	Total hides and skins other than fur.....		6,811,267			5,843,511	
16	Honey, in the comb or otherwise and imitations thereof..... Lbs. 84,554		7,489	2,283 74	316,498	20,062	8,183 31
17	Hops..... "	1,020,265	195,442	57,439 72	774,706	160,145	47,604 24
18	Ice.....		5,049			2,631	
19	Ink, writing.....		55,142	10,085 79		46,913	8,668 33
20	" printing.....		100,354	19,403 01		76,780	14,831 89
	Total ink.....		155,496	29,488 80		123,693	23,500 22
21	Iron sand or globules or iron shot and dry putty for polishing glass or granite..... Cwt. 4,427		4,670		1,272	3,851	
22	Ivory, manufactures of, N.O.P.....		1,230	241 46		774	144 47
23	" unmanufactured..... Lbs. 1,298		6,833		708	6,606	
24	" veneers of, unmanufactured.....						
25	Ivories, piano key.....		111,079			98,105	
	Total ivory.....		119,142	241 46		105,485	144 47



## SESSIONAL PAPER No. 10

into and Exports from Canada, &c.—*Continued.*

IMPORTS.					EXPORTS.					
Value.					Value.					
1903.	1904.	1905.	1906.	1907 (9 mos.)	1903.	1904.	1905.	1906.	1907 (9 mos.)	
\$	\$	\$	\$	\$	\$	\$	\$	\$	\$	
1,010	671	899	2,099	2,227						1
117,461	114,384	127,353	174,254	66,551						2
57,375	61,233	51,109	43,529	42,798						3
67,334	70,659	49,343	58,524	50,758						4
1,113,184	1,345,222	1,409,940	1,301,864	1,218,664						5
4,673	7,625	8,862	11,783	11,663						6
3,917	2,649	3,037	2,970	3,161						7
113,423	107,282	168,855	160,656	146,317						8
178	338	16	74	4,357						9
635,137	779,723	757,794	935,086	920,290	11,483	13,920	11,314	11,098	10,035	10
2,113,692	2,489,786	2,577,298	2,690,839	2,466,786	11,483	13,920	11,314	11,098	10,035	
127,153	156,253	147,199	99,317	115,230	3,596,557	1,898,068	1,268,566	1,531,719	1,639,512	11
5,661,313	4,775,464	5,147,073	6,552,319	5,677,425	1,900,159 165	2,039,648 224	2,726,598 1,554	3,463,853 1,855	2,617,180 259	12 13
1,215	1,026	1,667	18,993	69	4,677	6,022	9,485	14,729	846	14
216	139,732	91,977	239,955	166,017	74,523	54,126	144,579	54,452	60,202	15
5,662,744	4,916,222	5,240,717	6,811,267	5,843,511	1,979,524	2,100,020	2,882,216	3,534,889	2,686,487	
7,886	10,046	9,141	7,556	20,270	2,034	3,997	1,999	3,802	411	16
168,732	218,002	225,545	184,897	180,536	12,998	14,399	6,263	13,374	7,131	17
1,932	7,741	1,559	5,949	2,631	23,304	20,545	11,240	22,090	17,067	18
50,912	55,531	58,357	54,959	46,793						19
98,281	100,758	100,736	109,291	76,976						20
149,193	156,289	159,693	155,250	123,679						
3,304	3,671	3,520	4,670	3,851						21
123	1,613	1,596	1,230	774						22
2,658	19,336	3,694	6,833	6,606						23
650										24
71,424	60,107	82,391	111,079	98,105						25
74,855	81,056	87,681	119,142	105,485						

7-8 EDWARD VII., A. 1908

## No. 11.—ITEMIZED STATEMENT showing the Values of Imports

ARTICLES.		ENTERED FOR HOME CONSUMPTION.					
		1906.			1907 (9 mos.)		
		Quantity.	Value.	Duty.	Quantity.	Value.	Duty.
			\$	\$ cts.		\$	\$ cts.
1 Jewellery, N.O.P. ....			888,879	265,810 40		925,853	294,946 39
2 Junk, old, or oldum. .... Cwt.	16,408		50,812		10,412	40,984	
3 Knitted goods of every description, N.E.S. ....			1,939	526 07		831	211 65
Leather and manufactures of:—							
4 Belting leather of all kinds. .... Lbs.	325,657	111,311	11,267 25	539,289	188,794	19,191 91	
5 Calf, kid or goat, lamb and sheep skins, tanned. .... "	5,731	2,141	291 40	10,139	6,768	994 40	
6 Calf, kid or goat, lamb and sheep skins, dressed, waxed or glazed. .... "	406,219	367,558	60,574 09	239,407	238,155	39,001 91	
7 Harness leather. .... "	26,732	12,053	1,475 06	42,933	20,701	2,548 13	
8 Tanner's scrap leather. .... "	143,975	5,265	780 20	227,216	9,574	1,414 70	
9 Glove leather, tanned or dressed, coloured or uncoloured, imported by glove manufacturers for use in their factories in the manufacture of gloves. .... "	679,419	383,565	33,657 45	482,425	339,536	36,300 62	
10 Japanned, patent or enamelled leather and Morocco. .... "	79,632	90,113	22,578 75	71,486	102,993	25,462 19	
11 Skins for Morocco leather, tanned but not further manufactured. .... "	7,562	2,559	267 60	8,256	30,765	3,964 70	
12 Sole leather, all kinds. .... "	467,312	118,592	15,061 30	627,651	167,642	19,692 62	
13 Upper leather, not dressed, waxed or glazed. .... "	896	371	55 65	216	151	22 65	
14 Upper leather, including dongola, cordovan, kangaroo, alligator and chamois skins, or other upper leather, N.E.S., dressed, waxed or glazed. .... "	214,399	175,165	28,187 97	260,934	235,452	37,647 91	
15 All other leather and skins, N.O.P. .... "	233,195	77,913	9,054 45	293,538	93,634	10,197 35	
16 All other leather dressed, waxed or glazed, &c., N.E.S. .... "	40,379	21,349	3,423 06	33,938	17,977	2,932 74	
Manufactures of, viz.:—							
17 Boots and shoes. ....		1,283,004	315,500 27		1,057,600	271,221 76	
18 Harness and saddlery, N.E.S. ....		88,778	24,413 70		84,195	22,554 10	
19 Leather belting. ....		52,273	9,035 06		44,927	8,632 63	
20 All other manufactures of leather and raw-hide, N.O.P. ....		211,419	51,134 17		220,531	52,996 62	
Total leather and manufactures of. ....		3,003,429	591,787 43		2,859,395	554,176 94	
21 Leeches. ....			247			265	
22 Lime .... Brls.	134,334	93,630	18,726 00	88,919	67,573	13,514 60	
23 Lime juice, crude only. .... Galls	28,615	5,910		45,245	8,635		
24 Lime juice, and fruit juice fortified with or containing not more than 25 p.c. of proof spirits. .... "	313	625	187 80	113	197	66 00	

## SESSIONAL PAPER No. 10

into and Exports from Canada, &c.—*Continued.*

IMPORTS.					EXPORTS.				
Value.					Value.				
1903.	1904.	1905.	1906.	1907 (9 mos.)	1903.	1904.	1905.	1906.	1907 (9 mos.)
§	§	§	§	§	§	§	§	§	§
745,404	876,841	829,131	887,919	925,380	.....	.....	.....	.....	1
65,599	51,902	50,399	50,812	40,984	40,054	32,995	201,593	500,664	487,891
692	1,365	2,287	1,939	831	.....	.....	.....	.....	3
61,812	87,131	75,509	107,618	193,327	.....	.....	.....	.....	4
1,355	1,246	5,807	2,141	6,768	.....	.....	.....	.....	5
216,750	209,223	311,308	383,484	228,441	.....	.....	.....	.....	6
2,590	5,716	6,563	12,053	20,701	.....	.....	.....	.....	7
14,818	15,835	2,743	5,265	9,574	.....	.....	.....	.....	8
241,297	251,625	326,216	383,565	339,531	.....	.....	.....	.....	9
43,339	49,007	70,222	90,113	102,993	.....	.....	.....	.....	10
41	600	893	2,559	30,103	.....	.....	.....	.....	11
77,489	58,609	108,829	118,592	167,642	1,809,483	1,735,388	1,678,377	1,592,713	763,523
2,397	137	87	371	151	.....	.....	.....	.....	13
.....	.....	.....	.....	.....	222,807	192,596	171,706	273,116	234,599
129,573	127,851	158,081	184,828	225,676	.....	.....	.....	.....	14
24,942	46,510	44,711	77,018	100,202	.....	.....	.....	.....	15
44,874	26,718	20,694	21,349	17,977	140,392	228,197	295,296	401,001	372,565
743,378	1,002,900	1,178,749	1,284,654	1,057,923	152,465	161,661	176,691	146,115	118,843
84,474	95,727	85,038	91,092	80,055	19,247	13,114	16,353	10,438	11,910
58,265	54,841	66,924	54,819	59,838	.....	.....	.....	.....	19
163,530	178,573	200,890	212,048	221,492	43,513	96,314	42,108	28,771	21,682
1,910,924	2,212,240	2,657,264	3,031,569	2,859,304	2,387,907	2,427,270	2,380,531	2,452,154	1,523,032
108	159	179	247	265	.....	.....	.....	.....	21
22,470	39,639	71,588	93,630	67,573	127,792	104,044	75,498	73,534	46,662
6,235	9,293	7,205	5,910	8,635	.....	.....	.....	.....	23
405	710	563	687	276	.....	.....	.....	.....	24

7-8 EDWARD VII., A. 1908

## No. 11.—ITEMIZED STATEMENT showing the Values of Imports

ARTICLES.		ENTERED FOR HOME CONSUMPTION.					
		1906.			1907 (9 mos.)		
		Quantity.	Value.	Duty.	Quantity.	Value.	Duty.
			\$	\$ cts.		\$	\$ cts.
1	Lime juice containing more than 25 p.c. of proof spirits.....Galls.	76	293	152 00	10	21	29 00
2	Lime juice and other fruit syrups and fruit juices, N.O.P. .... "	20,086	23,451	3,956 06	20,796	21,283	3,581 67
	Total lime juice, &c. .... "	49,090	30,279	4,295 86	66,164	30,136	3,667 67
3	Machine card clothing. ....		35,307	6,657 55		14,666	2,963 00
4	Magic lanterns and slides therefor. ....		11,770	3,057 56		7,668	1,993 63
5	Manufactured articles, N.E.S. (exports) Marble and manufactures of:—						
6	Marble, sawn only. ....		108,718	21,717 69		81,715	16,329 70
7	Marble, in the rough, not hammered or chiselled. ....		6,827	1,024 05		6,435	965 25
8	Manufactures of, N.O.P. ....		74,044	25,613 17		88,300	30,571 48
	Total marble and manufactures of..		189,589	48,354 91		176,450	47,866 43
9	Mattresses, including hair, spring and other. ....		6,808	1,995 30		4,477	1,337 00
	Metals and minerals and manufactures of, N.E.S.:—						
	Brass and manufactures of—						
10	Brass caps adapted for use in the manufacture of electric batteries. ....					1,188	
11	Brass in bolts, bars and rods in coils or otherwise, in lengths not less than 6 feet, unmanufactured. .... Cwt.	10,589	183,861		3,167 4,258	66,255 79,918	6,505 15
12	Brass cups, being rough blanks for the manufacture of paper-shells or cartridges, when imported by manufacturers of brass and paper-shells and cartridges for use in their own factories. ....		65,119			68,145	
13	Brass, old and scrap or in blocks. .... Cwt.	20,649	258,787		28,802	455,005	
14	Brass in strips, sheets or plates, not polished, planished or coated. .... "	10,912	200,265		6,544 4,974	123,074 98,521	12,191 80
15	Brass tubing, not bent or otherwise manufactured, in lengths not less than 6 ft. .... Lbs.	853,373	192,247		797,140	188,446	
16	Glove fasteners, metal eyelet hooks, and eyelets and shoe-lace wire fasteners. ....		151,573			135,492	
17	Pumps. ....		23,528	7,030 00		13,144	3,997 30
18	Wire, plain. .... Lbs.	176,709	27,256	2,647 47	82,041	19,008	2,030 77
19	Wire cloth, &c., N.E.S. ....		44,825	8,574 64		40,969	7,685 35
20	Manufactures of brass, N.O.P. ....		779,772	228,489 90		675,326	197,303 20
21	Nails, tacks, rivets and burrs or washers. ....		9,345	2,877 30		5,015	1,585 80
	Total brass and manufactures of..		1,936,578	249,619 31		1,969,506	231,299 37

## SESSIONAL PAPER No. 10

into and Exports from Canada, &c.—*Continued.*

IMPORTS.					EXPORTS.				
Value.					Value.				
1903.	1904.	1905.	1906.	1907 (9 mos.)	1903.	1904.	1905.	1906.	1907 (9 mos.)
\$	\$	\$	\$	\$	\$	\$	\$	\$	\$
.....	649	16	100	.....	.....	.....	.....	.....	.....
20,172	19,831	18,725	22,222	20,608	.....	.....	.....	.....	.....
26,872	30,483	26,509	28,919	29,519	.....	.....	.....	.....	.....
52,765	31,435	28,225	35,746	14,324	.....	.....	.....	.....	.....
7,264	8,191	7,972	11,728	7,668	852,513	876,495	1,470,908	1,311,845	998,123
93,389	117,186	89,306	108,718	81,715	.....	.....	.....	.....	.....
8,232	11,922	4,141	6,827	6,435	.....	.....	.....	.....	.....
51,860	52,403	51,909	74,499	88,391	.....	.....	.....	.....	.....
153,481	181,511	145,356	190,044	176,541	.....	.....	.....	.....	.....
11,242	10,131	5,664	7,051	4,477	.....	.....	.....	.....	.....
.....	.....	.....	.....	1,188	.....	.....	.....	.....	.....
} 90,551	96,985	116,874	183,861	{ 66,255 79,918 }	.....	.....	.....	.....	.....
64,973	83,961	61,488	65,119	68,145	.....	.....	.....	.....	.....
109,389	76,540	116,770	258,787	455,005	.....	.....	.....	.....	.....
} 164,297	184,414	169,562	200,265	{ 123,185 98,521 }	.....	.....	.....	.....	.....
102,107	107,735	153,096	192,247	188,446	.....	.....	.....	.....	.....
124,074	128,570	132,517	151,573	135,492	.....	.....	.....	.....	.....
11,921	20,909	14,497	24,020	12,560	.....	.....	.....	.....	.....
18,774	16,217	17,313	27,287	19,008	.....	.....	.....	.....	.....
45,885	45,887	49,490	44,825	40,969	.....	.....	.....	.....	.....
581,470	617,331	639,040	780,840	676,072	.....	.....	.....	.....	.....
7,645	8,349	4,629	9,345	5,015	.....	.....	.....	.....	.....
1,321,086	1,386,898	1,475,276	1,938,169	1,969,779	.....	.....	.....	.....	.....



7-8 EDWARD VII., A. 1908

## No. 11.—ITEMIZED STATEMENT showing the Values of Imports

ARTICLES.	ENTERED FOR HOME CONSUMPTION.					
	1906.			1907 (9 mos.)		
	Quantity.	Value.	Duty.	Quantity.	Value.	Duty.
		\$	\$ cts.		\$	\$ cts.
Metals and minerals and manufactures of, N.E.S.— <i>Con.</i>						
1 Copper and manufactures of—						
2 Copper matte or regulus of, and black or coarse copper and copper cement, fine copper therein contained (exports)						
3 Copper in bolts, bars and rods in coils or otherwise in lengths not less than 6 feet, unmanufactured. .... Cwt.	112,276	1,922,071		89,395	1,801,838	
4 Copper in pigs or ingots. .... "	21,825	378,089		23,528	484,804	
5 Copper in strips, sheets or plates, not planished, or coated, &c. .... "	25,472	519,803		22,947	538,194	
6 Nails, tacks, rivets and burrs or washers. ....		3,460	986 50		2,222	603 50
7 Old and scrap or in blocks. .... Cwt.	4,452	63,765		2,638	36,167	
8 Oxide of copper, black, including platinum, for use in the manufacture of chlorate. ....						
9 Copper rollers for use in calico printing. ....		6,697			23,081	
10 Copper tubing in lengths not less than 6 feet and not polished, bent or otherwise manufactured. .... Lbs.	262,761	69,319		291,457	61,088	
11 Wire plain, tinned or plated. .... "	216,517	40,035	5,980 65	138,979	30,737	4,131 12
12 Wire cloth, &c. ....		3,303	604 09		2,770	499 95
All other manufactures of, N. O.P. ....		95,550	27,851 00		85,670	25,477 10
Total copper and manufactures of ..		3,102,157	35,422 24		3,066,571	30,711 67
Gold and silver and manufactures of—						
13 Gold-bearing quartz, dust or nuggets (exports).....						
14 Gold, silver and aluminum leaf and Dutch or schlag metal leaf. ....		45,848	13,920 04		34,581	10,792 50
15 Manufactures of gold, N.E.S. ....		14,741	4,369 90		7,870	2,509 12
16 Electro-plated ware and gilt ware of all kinds, N.E.S. ....		338,159	92,535 10		255,865	72,613 22
17 Sterling or other silverware. ....		155,979	39,258 80		132,786	36,210 11
18 Silver coin of U.S. ....						
19 Silver ore and silver, metallic, contained in ore concentrates, &c. (exports). ....						
20 Silver tubing, when imported by manufacturers of silverware to be used in their own factories in the manufacture of silverware, O.C. ....		722			131	
Total gold and silver, &c. ....		555,449	150,083 84		431,233	122,124 95

## SESSIONAL PAPER No. 10

into and Exports from Canada, &c.—*Continued.*

IMPORTS.					EXPORTS.					
Value.					Value.					
1903.	1904.	1905.	1906.	1907 (9 mos.)	1903.	1904.	1905.	1906.	1907 (9 mos.)	
£	£	£	£	£	£	£	£	£	£	
.....	.....	.....	.....	.....	2,907,705	4,504,224	4,857,585	7,155,185	5,138,745	1
813,294	749,498	1,231,729	1,922,071	1,801,838	.....	.....	.....	.....	.....	2
243,975	236,718	241,177	378,089	484,804	.....	.....	.....	.....	.....	3
269,954	296,914	347,877	519,808	538,194	.....	.....	.....	.....	.....	4
7,902	3,879	3,043	3,460	2,222	.....	.....	.....	.....	.....	5
8,619	33,597	25,371	63,765	36,167	.....	.....	.....	.....	.....	6
35	395	.....	.....	.....	.....	.....	.....	.....	.....	7
9,395	2,862	9,762	6,697	23,081	.....	.....	.....	.....	.....	8
54,221	44,909	77,587	69,319	61,988	.....	.....	.....	.....	.....	9
74,560	25,263	24,791	40,134	30,739	.....	.....	.....	.....	.....	10
1,470	1,033	1,870	3,303	2,770	.....	.....	.....	.....	.....	11
60,985	67,791	79,326	96,090	85,698	.....	.....	.....	.....	.....	12
1,544,410	1,462,859	2,042,533	3,102,736	3,066,601	2,907,705	4,504,224	4,857,585	7,155,185	5,138,745	.....
.....	.....	.....	.....	.....	16,490,820	18,817,787	15,309,419	13,004,543	7,240,171	13
51,536	47,217	56,901	45,841	35,021	.....	.....	.....	.....	.....	14
12,695	14,312	17,165	14,741	7,870	.....	.....	.....	.....	.....	15
274,934	246,015	316,909	337,849	255,860	.....	.....	.....	.....	.....	16
97,711	136,931	112,684	180,947	132,770	.....	.....	.....	.....	.....	17
.....	21	17	.....	.....	.....	.....	.....	.....	.....	18
.....	.....	.....	.....	.....	1,804,592	1,869,113	2,103,724	4,315,457	5,522,216	19
560	158	112	722	131	.....	.....	.....	.....	.....	20
437,436	444,654	502,879	580,100	431,652	18,295,412	20,686,900	17,413,143	17,320,000	12,762,387	.....

7-8 EDWARD VII., A. 1908

No. 11.—ITEMIZED STATEMENT showing the Values of Imports

ARTICLES.		ENTERED FOR HOME CONSUMPTION.					
		1906.			1907 (9 mos.)		
		Quantity.	Value.	Duty.	Quantity.	Value.	Duty.
			\$	\$ cts.		\$	\$ cts.
Metals and minerals and manu- factures of, N.E.S.— <i>Con.</i> Iron and manufactures of, steel and manufactures of, or both combined :							
Agricultural implements, N.E.S. :—							
1	Agricultural implements, parts of .....		472,771	94,527 68		378,498	74,540 05
2	Cultivators, weeders..... No.	3,828	26,297	5,258 40	1,896	12,942	2,586 94
3	Drills, grain seed.....	2,835	117,233	23,446 60	5,269	177,287	35,455 33
4	Farm, road or field rollers... "	10	204	51 00	117	8,328	2,082 00
5	Forks, pronged.....	8,565	5,249	1,300 27	7,817	4,573	1,022 06
6	Harrows.....	4,386	66,202	13,238 00	5,620	82,759	16,548 54
7	Harvesters, self-binding and without binders.....	927	95,846	19,169 20	2,876	315,360	62,938 25
8	Hay loaders.....	582	26,435	6,608 75	220	10,402	2,600 50
9	Hay tedders.....	815	34,076	8,519 00	82	3,838	959 50
10	Hoes.....	4,902	873	207 41	2,043	613	138 15
11	Horse rakes.....	929	21,587	4,317 40	697	14,337	2,864 14
12	Knives, hay and straw.....	1,265	60	15 00	5,832	1,047	212 05
13	" edging.....				5	23	5 75
14	Lawn mowers.....	2,697	13,404	4,678 80	1,321	6,309	2,100 10
15	Manure spreaders.....	1,133	108,054	21,610 80	2,262	212,783	42,556 60
16	Mowing machines.....	766	24,692	4,938 40	290	8,815	1,757 38
17	Ploughs.....	17,033	477,703	35,556 87	17,818	498,444	99,688 80
18	Post hole diggers.....	1,485	1,326	331 50	687	558	139 50
19	Potato diggers.....	226	7,484	1,797 67	449	18,147	4,333 01
20	Rakes, N.E.S.....	9,620	1,822	455 25	4,181	1,142	261 07
21	Reapers.....	284	13,872	2,774 40	219	10,895	2,168 88
22	Scythes..... Doz.	2,000	10,043	2,309 10	736	3,854	862 62
23	Sickles or reaping hooks.....	41	185	32 09	163	289	48 66
24	Spades and shovels and spade and shovel blanks, and iron or steel cut to shape for the same.....	15,113	46,762	13,582 59	6,523	22,886	6,364 45
25	All other agricultural imple- ments, N.E.S.....		42,384	10,349 21		48,147	11,656 54
Total agricultural implements.....			1,614,564	335,055 39		1,842,276	373,890 87
26	Anchors..... Cwt.	4,795	18,043		4,384	14,107	
27	Anvils and vices.....		50,792	13,349 70		60,334	14,899 00
28	Axle springs, axles, axle-bars n.e.s. and axle blanks and parts thereof, of iron or steel for railway or tramway or other vehicles..... Cwt.	69,948	143,874	46,513 61	57,788	154,418	45,527 50
29	Bar iron or steel rolled, whether in coils, bundles, rods or bars, comprising rounds, ovals, squares and flats, rolled shapes, N.O.P.....	987,429	1,541,729	308,000 17	1,352,400	2,147,709	414,170 45
30	Butts and hinges, N.E.S.....		92,656	27,694 60		75,261	22,557 90
31	Carts or wagons skeins or boxes Cast iron pipe of every descrip- tion..... Cwt.	167,454	9,404	2,784 80	405,634	9,917	2,777 30
32		343,404	447,450	97,529 70	279,505	360,203	80,082 80
33	Castings, iron or steel in the rough, N.E.S.....		385,792	95,055 02		297,824	77,662 29

## SESSIONAL PAPER No. 10

into and Exports from Canada, &amp;c.—Continued.

[illegible]

7-8 EDWARD VII., A. 1908

## No. 11.—ITEMIZED STATEMENT showing the Values of Imports

ARTICLES.		ENTERED FOR HOME CONSUMPTION.					
		1906.			1907 (9 mos.)		
		Quantity.	Value.	Duty.	Quantity.	Value.	Duty.
			\$	\$ cts.		\$	\$ cts.
Metals and minerals and manufactures of, N.E.S.— <i>Con.</i>							
Iron and manufactures of, steel and manufactures of, or both combined— <i>Con.</i>							
1	Chains, coil chains, chain links and chain shackles, of iron or steel $\frac{5}{16}$ of an inch in diam. and over. . . . . Cwt.	40,617	141,639	6,353 93	47,815	159,365	8,195 06
2	Chain, malleable, sprocket or link belting for binders. . . . .		43,988	8,797 60		53,603	10,666 37
3	Chains, N.E.S. . . . .		99,188	28,590 10	6	62,804	17,205 60
4	Cream separators and steel bowls for. . . . .		625,510			404,150	
5	Cream separators, articles for the construction or manufacture of, when imported by manufacturers of cream separators to be used in their own factories for the manufacture of cream separators, O.C. . . . .		95,578			112,351	
6	Cut tacks, brads, sprigs, or shoe nails, double pointed, and other tacks of iron and steel, N.O.P. . . . . Lbs.	77,130	4,858	1,700 07	66,221	4,412	1,493 71
7	Engines, locomotives, for railways, N.E.S. . . . . No.	85	338,179	118,362 65	38	180,264	63,092 40
8	Engines, fire. . . . . " "	5	4,150	1,452 50	2	1,953	683 55
9	" gasoline. . . . . " "	2,068	405,323	101,229 19	1,479	305,535	78,771 63
10	" other, and boilers, N.E.S. . . . . " "	1,698	596,299	138,975 86	1,972	564,881	136,370 23
11	Fire extinguishing machines. . . . .		53,298	18,653 25		36,270	12,693 65
12	Ferro-manganese, ferro-silicon, spiegeleisen. . . . . Tons.	15,023	462,739	18,389 29	16,414	610,875	23,592 65
13	Fittings of iron or steel for iron or steel pipe. . . . . Lbs.	6,696,592	386,834	115,511 10	5,324,865	338,651	100,705 20
14	Forgings of iron or steel of whatever shape or size or in whatever stage of manufacture, N.E.S.; and steel shafting, turned, compressed or polished; and hammered iron or steel bars or shapes, N.O.P. . . . . "	4,098,111	170,326	50,714 10	3,052,107	151,204	45,145 80
15	Frogs, switches, crossings and intersections for railways. . . Cwt.	13,746	55,120	16,289 00	10,334	46,550	14,129 32
16	Gas buoys, articles for the manufacture of. . . . .					33,966	
17	Hardware, viz.: builders', cabinet-makers', upholsterers', harness-makers', saddlers' and carriage hardware, including curry combs and horse-boots, N.E.S. . . . .		752,110	217,817 10		597,567	173,508 90
18	Hoop, band, scroll or strip of iron or steel, rolled, 8 inches or less in width, No. 18 gauge and thicker, N.E.S. . . . . Cwt.	63,296	109,530	20,386 03	31,677	54,379	9,660 95
19	Hoop, band, scroll or strip of iron or steel, rolled 12 inches or less in width, No. 13 gauge and thicker, N.E.S. . . . . "				28,740	51,790	9,077 20



## SESSIONAL PAPER No. 10

into and Exports from Canada, &c.—*Continued.*

IMPORTS.					EXPORTS.				
Value.					Value.				
1903.	1904.	1905.	1906.	1907 (9 mos.)	1903.	1904.	1905.	1906.	1907 (9 mos.)
\$	\$	\$	\$	\$	\$	\$	\$	\$	\$
177,892	163,171	148,614	142,062	159,499					1
25,081	30,313	26,229	43,992	53,603					2
103,829	89,157	83,271	99,146	62,808					3
587,308	450,429	674,618	625,510	404,150					4
78,219	46,017	58,859	95,578	112,351					5
7,462	8,182	4,478	4,858	4,412					6
1,222,521	2,431,220	674,094	338,179	204,525					7
	8,235	8,958	7,150	1,953					8
137,014	127,235	194,429	405,323	306,433					9
473,570	467,923	448,812	597,810	566,221					10
20,576	49,596	46,878	53,298	36,070					11
162,710	75,554	265,383	462,739	779,392					12
344,753	352,383	375,976	387,015	338,670					13
119,144	139,258	151,253	171,276	151,204					14
34,198	24,616	41,833	55,120	46,550					15
				33,966					16
773,167	760,589	656,801	751,859	598,028	82,751	118,838	221,994	243,353	147,762 17
89,118	82,300	99,000	109,539	54,379					18
				51,810					19

No. 11.—ITEMIZED STATEMENT showing the Values of Imports

ARTICLES.		ENTERED FOR HOME CONSUMPTION.					
		1906.			1907 (9 mos.)		
		Quantity.	Value.	Duty.	Quantity.	Value.	Duty.
	Metals and minerals and manu- factures of, N.E.S.— <i>Con.</i>		\$	\$ cts.		\$	\$ cts.
	Iron and manufactures of, steel and manufactures of, or both combined— <i>Con.</i>						
1	Hoop, band, scroll or strip of iron or steel, rolled, thin- ner than No. 18 gauge, N.E.S. .... Cwt.	56,958	131,550	6,056 17	25,391	73,158	3,479 69
2	Hoop, band, scroll or strip of iron or steel rolled, No. 14 gauge and thinner, galvan- ized or coated with other metal or not, N.O.P. .... "	{			28,776	62,670	4,657 01
3	Hoop iron, not exceeding $\frac{3}{8}$ of an inch in width and being No. 25 gauge or thinner, used for the manufacture of tubular rivets. .... "				3,852	6,746	
4	Horse, mule and ox shoes. ....		14,337	4,322 30		8,758	2,636 50
5	Iron or steel ingots, cogged ingots, blooms, slabs, bil- lets, puddled bars, and loops or other forms, N.O. P., less finished than iron or steel bars, but more ad- vanced than pig iron, ex- cept castings. .... Cwt.	650,943	663,794	63,940 25	383,003	467,554	36,773 51
6	Iron or steel bridges or parts thereof; iron or steel struc- tural work, columns, shapes or sections, drilled, punched or in any further stage of manufacture than as rolled or cast, N.E.S. .... "	185,678	508,346	177,758 14	67,433	194,551	66,954 57
7	Iron or steel nuts, washers, rivets and bolts with or without threads, and nut, bolt and hinge blanks, and T and strap hinges of all kinds, N.E.S. .... Lbs.	3,006,047	118,357	51,108 77	3,765,291	150,734	63,723 91
8	Iron and steel, rolled, round wire rod in the coil not over $\frac{3}{8}$ inch in diameter, import- ed by wire manufacturers for use in making wire in the coil in their factories. .... Cwt.	376,220	478,991		221,006	306,039	
9	Iron or steel sheets, corruga- ted, galvanized. .... "	3,296	9,520	2,074 00	2,813	8,982	2,016 72
10	Iron or steel sheets, corruga- ted, not galvanized. .... "	887	2,191	579 30	965	1,910	385 70
11	Iron or steel sheets: Canada plate; Russia iron, terne plate and rolled sheets of iron or steel, coated with zinc, spelter or other metal, of all widths or thick- ness, N.O.P. .... "	303,735	699,744	25,464 78	237,872 43,433	558,091 94,739	22,414 46
12	Iron or steel sheets, flat gal- vanized. .... "	369,580	1,101,128	44,776 59	240,595 51,908	765,816 174,235	33,470 71

## SESSIONAL PAPER No. 10

into and Exports from Canada, &c.—*Continued.*

IMPORTS.					EXPORTS.				
Value.					Value.				
1903.	1904.	1905.	1906.	1907 (9 mos.)	1903.	1904.	1905.	1906.	1907 (9 mos.)
\$	\$	\$	\$	\$	\$	\$	\$	\$	\$
87,232	71,740	81,620	131,566	73,242	.....	.....	.....	.....	1
.....	.....	.....	.....	62,710	.....	.....	.....	.....	2
.....	.....	.....	.....	6,746	.....	.....	.....	.....	.....
5,882	6,679	11,640	14,360	8,758	.....	.....	.....	.....	3
.....	.....	.....	.....	.....	.....	.....	.....	.....	4
380,034	219,048	319,665	663,794	467,554	.....	.....	.....	.....	5
.....	.....	.....	.....	.....	.....	.....	.....	.....	.....
65,056	147,376	651,636	598,846	194,551	.....	.....	.....	.....	6
.....	.....	.....	.....	.....	.....	.....	.....	.....	.....
100,957	148,486	124,351	118,209	150,716	.....	.....	.....	.....	7
.....	.....	.....	.....	.....	.....	.....	.....	.....	.....
1,415,447	1,134,149	792,078	478,991	306,039	.....	.....	.....	.....	8
24,699	21,975	8,713	9,520	8,982	.....	.....	.....	.....	9
7,803	4,817	2,683	2,191	1,910	.....	.....	.....	.....	10
.....	.....	.....	.....	.....	.....	.....	.....	.....	.....
1,639,930	1,417,789	684,586	699,744	558,091	.....	.....	.....	.....	11
.....	.....	925,996	1,101,128	94,739	.....	.....	.....	.....	12
.....	.....	.....	.....	765,816	.....	.....	.....	.....	.....
.....	.....	.....	.....	174,235	.....	.....	.....	.....	.....

7-8 EDWARD VII., A. 1908

## No. 11.—ITEMIZED STATEMENT showing the Values of Imports

ARTICLES.		ENTERED FOR HOME CONSUMPTION.					
		1906.			1907 (9 mos.)		
		Quantity.	Value.	Duty.	Quantity.	Value.	Duty.
			\$	\$ cts.		\$	\$ cts.
	Metals and minerals and mfrs. of, N.E.S.— <i>Con.</i>						
	Iron and mfrs. of, steel and mfrs. of, or both combined— <i>Con.</i>						
1	Iron or steel sheets, rolled, No. 17 gauge and thinner, N.O.P. .... Cwt.	342,850	719,180	29,429 49	177,435	390,899	15,989 15
2	Iron or steel sheets and strips, rolled, polished or not, No. 14 gauge and thinner, N.O.P. .... "	f			83,316	183,429	13,492 86
3	Iron or steel scrap, wrought, being waste or refuse, including punchings, cuttings and clippings of iron or steel plates or sheets, having been in actual use: crop ends of tin plate bars, blooms and rails, the same not having been in actual use .... "	421,969	325,269	17,349 32	509,954	412,666	19,579 13
4	Iron or steel plates rolled, not less than 30 in. in width and not less than $\frac{3}{4}$ in. in thickness, N.O.P. .... "	589,151	904,252	86,001 63	342,157	543,283	48,764 61
5	Iron or steel plates, rolled, not less than 48 in. wide and exceeding $\frac{1}{2}$ in. in thickness. .... "				3,163	5,000	500 00
6	Iron or steel plates or sheets rolled, sheared or unsheared, and skelp iron or steel sheared or rolled in grooves, N.E.S. .... "	256,235	394,274	80,355 44	277,333	458,046	86,514 82
7	Iron or steel beams, sheets, plates, angles, knees and cable chains for wood or iron, steel or composite ships or vessels. .... "	210,755	315,664		255,062	391,412	
8	Iron in pigs, kentledge and cast scrap iron. .... Tons.	101,663	1,461,133	222,420 18	163,979 30	2,479,546 675	331,141 21 75 00
9	Iron charcoal. .... "						
10	Iron, chromic (exports). .... "						
11	Iron ore (exports). .... "						
12	Iron or steel masts for ships or parts thereof .... Cwt.	18	357				
13	Locks of all kinds. .... "		283,306	84,556 40		256,835	76,732 20
14	Locomotive and car wheel tires of steel in the rough. .... Cwt.	80,365	161,914		74,806	178,427	
15	Machines and machinery, &c. (exports). .... "						
16	Charcoal making machinery. .... "		39,836			2,761	
17	Carding, for carding, spinning, weaving or knitting, imported by manufacturers for such purposes. .... "					157,508	15,810 76
18	Machinery of a class or kind not made in Canada for the manufacture of brass goods, viz.: Brass in bolts, blocks, bars, rods, strips, sheets and plates and brass tubing. .... "		4,983				

## SESSIONAL PAPER No. 10

into and Exports from Canada, &c.—*Continued.*

IMPORTS.					EXPORTS.				
Value.					Value.				
1903.	1904.	1905.	1906.	1907 (9 mos.)	1903.	1904.	1905.	1906.	1907 (9 mos.)
\$	\$	\$	\$	\$	\$	\$	\$	\$	\$
557,874	510,012	641,276	719,173	390,899					1
				183,346					2
				155,481					
668,971	298,196	210,561	323,371	412,527					3
573,887	575,064	640,788	904,252	543,283					4
				5,000					5
303,311	305,670	287,239	394,302	458,890					6
179,234	66,488	102,728	315,664	391,412					7
1,291,716	994,587	1,920,774	1,455,091	2,509,578	397,793	309,965	244,977	373,736	185,881
16,352				675					9
					3,683	55,004	47,223	21,293	7,180
					733,230	579,883	540,909	348,380	65,367
									11
25	1,112	60	367						12
195,101	195,725	217,656	283,455	256,835					13
109,785	95,750	128,639	161,914	178,427					14
					603,477	631,896	782,835	882,194	640,283
34,070		214	39,836	2,761					16
				157,508					17
	1,805	30,313	4,983						18



7-8 EDWARD VII., A. 1908

## No. 11.—ITEMIZED STATEMENT showing the Values of Imports

ARTICLES.		ENTERED FOR HOME CONSUMPTION.					
		1906.			1907 (9 mos.)		
		Quantity.	Value.	Duty.	Quantity.	Value.	Duty.
			\$	\$ cts.		\$	\$ cts.
	Metals and minerals and manu- factures of, N.E.S.— <i>Con.</i>						
	Iron and manufactures of, steel and manufactures of, or both combined— <i>Con.</i>						
	Machinery, &c.— <i>Con.</i>						
1	Machinery of a class or kind not made in Canada for the manufacture of linen.....		4,757			1,228	
2	Machinery and appliances of a kind not made in Canada for use exclusively in allu- vial gold mining. ....		69,932			124,552	
3	Machinery for well digging and apparatus of a class or kind not made in Canada for drilling for water and oil, not to include motive power. ....		101,883			228,138	
4	Mining, smelting and reduc- ing machinery, viz.: Coal cutting machines (except percussion coal cutters) coal heading machines, coal augers and rotary coal drills, &c. ( <i>vide</i> item 460, schedule A. Canadian Cus- toms Tariff, 1907). ....		879,216			891,731	
5	Machinery and structural iron for beet root sugar factories		7,043			29,340	
6	Grain crushers..... No.	* 1	71	17 75	42	1,259	314 75
7	Ore crushers and rock crush- ers, stamp mills, Cornish and belted rolls, rock drills, air compressors, cranes, derricks and percussion coal cutters. ....		206,593	47,519 81		115,588	28,222 72
8	Wind mills. .... No.	909	41,934	10,483 50	519	27,556	6,300 50
	Portable machines—						
9	Fanning mills..... "	267	3,144	786 00	1,307	18,202	4,550 50
10	Fodder or feed cutters.... "	27	704	163 84	415	5,023	1,255 75
11	Horse powers..... "	11	556	139 00	12	1,209	302 25
12	Portable engines..... "	638	717,785	179,446 25	530	583,598	146,652 44
13	Portable saw and planing mills..... "	73	31,382	7,845 50	38	38,241	10,021 25
14	Threshers and separators.. "	652	359,986	89,996 50	637	326,439	81,277 20
15	Threshing machine outfits, when consisting of trac- tion or portable engine and separator.....					36,653	7,330 60
16	Portable machines, other.. No.	925	102,133	25,476 53	1,056	82,340	20,926 65
17	Parts of above articles....		142,124	35,531 00		78,257	19,886 70
18	Lithographic presses and typemaking accessories therefor. ....		61,684	5,887 37		54,180	5,349 85
19	Printing presses (rotary) of a class or kind not made in Canada..... No.	97	398,187		75	257,142	
20	Printing presses, printing, folding, bookbinding, book- binders, ruling, embossing and paper cutting ma- chines, N.E.S. ....		387,411	37,786 41		280,867	27,315 27

## SESSIONAL PAPER No. 10

into and Exports from Canada, &c.—*Continued.*

IMPORTS.					EXPORTS.				
Value.					Value.				
1903.	1904.	1905.	1906.	1907 (9 mos.)	1903.	1904.	1905.	1906.	1907 (9 mos.)
£	£	£	£	£	£	£	£	£	£
.....	2,273	25,381	4,757	1,228	.....	.....	.....	.....	1
.....	.....	7,395	69,932	124,552	.....	.....	.....	.....	2
.....	.....	88,945	101,883	228,138	.....	.....	.....	.....	3
980,145	1,016,175	759,866	868,104	887,611	.....	.....	.....	.....	4
605,041	12,278	9,071	7,043	29,340	.....	.....	.....	.....	5
896	115	452	71	1,259	.....	.....	.....	.....	6
62,725	64,291	126,076	206,669	115,588	.....	.....	.....	.....	7
38,146	33,914	38,083	41,934	27,556	.....	.....	.....	.....	8
1,850	2,468	2,538	3,144	18,202	.....	.....	.....	.....	9
489	2,350	1,298	704	5,923	.....	.....	.....	.....	10
5,742	6,428	5,025	556	1,209	.....	.....	.....	.....	11
543,967	495,108	432,518	712,895	588,234	.....	.....	.....	.....	12
3,602	12,522	15,991	31,382	38,241	.....	.....	.....	.....	13
313,720	301,195	163,334	358,485	327,652	.....	.....	.....	.....	14
.....	.....	.....	.....	36,653	.....	.....	.....	.....	15
33,810	46,743	38,998	101,628	82,653	.....	.....	.....	.....	16
85,798	166,588	159,946	142,124	78,257	.....	.....	.....	.....	17
984	16,365	19,735	64,810	54,180	.....	.....	.....	.....	18
.....	31,575	332,823	398,187	257,142	.....	.....	.....	.....	19
313,590	491,504	340,709	387,429	280,867	.....	.....	.....	.....	20

7-8 EDWARD VII., A. 1908

## No. 11.—ITEMIZED STATEMENT showing the Values of Imports

ARTICLES.		ENTERED FOR HOME CONSUMPTION.					
		1906.			1907 (9 mos).		
		Quantity.	Value.	Duty.	Quantity.	Value.	Duty.
Metals and minerals and manufactures of N.E.S.— <i>Con.</i>			\$	\$ cts.		\$	\$ cts.
Iron and manufactures of, steel and manufactures of, or both combined— <i>Con.</i>							
Machinery, &c.— <i>Con.</i>							
1	Sewing machine attachments.....		48,141			43,615	
2	Sewing machines and parts of..... No.	14,138	284,189	83,951 40	13,317	254,071	74,860 60
3	Slot machines..... "	2,388	41,603	10,400 75	533	16,517	4,234 20
4	Machines, type-casting and setting, &c..... "				15	59,474	11,894 80
5	Machines, typewriting..... "	4,933	283,323	70,795 25	4,420	283,350	63,152 93
6	All other machinery composed wholly or in part of iron or steel, N.O.P.....		5,331,714	1,320,997 35		5,028,003	1,293,532 59
Total machines and machinery.....			9,550,314	1,927,224 26		9,026,872	1,823,192 31
7	Malleable iron castings and iron or steel castings, N.E.S. Cwt.	4,957	16,819	4,204 75	14,629	51,252	15,059 20
8	Manufactured articles of iron or steel or brass which at the time of their importation are of a class or kind not manufactured in Canada, when imported for use in the construction of iron or steel ships or vessels.....		85,227			88,392	
9	Materials to be used in Canada for the construction of bridges and tunnels crossing the boundary.....					31,033	
10	Nails, spikes, composition and sheathing nails..... Lbs.	11,159	1,319	159 85	21,192	3,899	402 25
11	Nails and spikes, wrought and pressed, trunk, clout, coopers, cigar box, Hungarian, horse-shoe and other nails, N.E.S. "	207,647	14,115	3,914 80	137,989	7,452	2,175 30
12	Nails and spikes, cut, and railway spikes..... "	2,138,075	39,278	10,640 27	4,894,080	90,105	24,466 18
13	Nails, wire of all kinds, N.O.P. "	530,275	18,318	3,180 20	358,262	12,477	2,145 45
14	Plough plates or shaves or mould boards, land sides and other plates for agricultural implements, cut to shape from rolled plates of steel but not moulded, punched, polished or otherwise manufactured..... Cwt.	67,845	189,327	9,465 97	36,180 30,768	100,079 88,864	5,002 85
15	Pulleys, belt, for power transmission.....					470	129 26
16	Pumps, N.E.S.....		261,220	65,155 53		153,049	39,969 01
17	Railway bars or rails of any form..... Tons.	49,878	1,214,548	283,808 06	72,811	1,867,865	491,422 69
18	Railway fish-plates and tie-plates..... "	4,387	172,267	32,762 67	4,960	215,045	38,226 68
19	Rolls of chilled iron or steel... Cwt.	10,496	34,172	10,122 60	12,536	32,293	9,545 30

## SESSIONAL PAPER No. 10

into and Exports from Canada, &c.—*Continued.*

IMPORTS.					EXPORTS.				
Value.					Value.				
1903.	1904.	1905.	1906.	1907. (9 mos.)	1903.	1904.	1905.	1906.	1907 (9 mos.)
\$	\$	\$	\$	\$	\$	\$	\$	\$	\$
48,265	47,517	50,724	48,141	43,615	.....	.....	.....	.....	1
331,366	336,151	260,004	286,235	259,311	30,672	26,513	26,913	35,225	2
15,050	12,293	25,311	41,628	16,547	.....	.....	.....	.....	3
.....	.....	.....	.....	59,474	.....	.....	.....	.....	4
173,113	167,658	188,270	285,006	283,494	102,870	154,279	129,739	159,933	5
4,232,874	5,209,067	4,547,049	5,335,669	5,040,990	.....	.....	.....	.....	6
7,825,243	8,476,383	7,670,069	9,543,235	9,047,285	737,019	812,688	939,487	1,077,352	805,086
72,988	16,430	15,170	16,819	51,252	.....	.....	.....	.....	7
174,289	155,316	126,925	85,227	88,392	.....	.....	.....	.....	8
.....	.....	.....	.....	31,083	.....	.....	.....	.....	9
2,166	4,537	2,690	1,347	4,042	.....	.....	.....	.....	10
11,620	16,621	25,569	14,123	7,462	.....	.....	.....	.....	11
21,517	100,721	115,246	38,313	90,105	.....	.....	.....	.....	12
8,178	31,296	23,369	18,389	12,586	.....	.....	.....	.....	13
225,705	168,815	175,155	189,327	100,070	.....	.....	.....	.....	14
.....	.....	.....	.....	88,864	.....	.....	.....	.....	15
228,404	206,035	207,490	261,645	470	.....	.....	.....	.....	16
233,904	349,209	2,149,859	1,197,170	1,867,865	.....	.....	.....	.....	17
4,256,064	4,329,363	3,383,664	171,186	215,045	.....	.....	.....	.....	18
210,085	212,965	178,449	34,172	32,293	.....	.....	.....	.....	19
9,429	11,658	17,619	.....	.....	.....	.....	.....	.....	.....

7-8 EDWARD VII., A. 1908

## No. 11.—ITEMIZED STATEMENT showing the Values of Imports

ARTICLES.		ENTERED FOR HOME CONSUMPTION.					
		1906.			1907 (9 mos.)		
		Quantity.	Value.	Duty.	Quantity.	Value.	Duty.
			\$	\$ cts		\$	\$ cts.
Metals and minerals and manufactures of, N.E.S.— <i>Con.</i>							
Iron and manufactures of, steel and manufactures of, or both combined— <i>Con.</i>							
1	Rolled iron or steel angles, tees, beams, channels, girders and other rolled shapes or sections weighing less than 35 lbs. per lineal yard, not punched, drilled or further manufactured than rolled, N.O.P. Cwt.	376,692	540,013	113,774 55	458,975	704,889	147,334 90
2	Rolled iron or steel angles, beams, channels, building or structural rolled sections, or shapes, not punched, drilled or further manufactured than rolled, N.E.S., and flat eye bar blanks not punched or drilled..... "				288,392	415,164	44,576 49
3	Rolled iron or steel angles, tees, beams, channels, joists, girders, zees, stars or rolled shapes, or trough bridge, building or structural or rolled sections, or shapes, not punched, drilled or further manufactured than rolled, N.E.S., and flat eye bar blanks not punched or drilled..... "	1,066,653	1,431,999	149,411 16	953,024	1,298,390	134,414 34
4	Safes, and doors for, and vaults..... "		114,131	34,223 40		139,198	41,741 20
5	Scales, balances and weighing beams and strength-testing machines..... "		134,401	40,088 10		106,128	31,743 70
6	Malleable iron or steel castings in the rough, for the manufacture of scissors and hand shears when imported by manufacturers of scissors and hand shears to be used in making such articles in their own factories..... "						
7	Scrap-iron and scrap-steel, old and fit only to be remanufactured, being part of or recovered from any vessel wrecked in waters subject to the jurisdiction of Canada... Cwt.	2,500	1,220		12,000	6,197	
8	Screws, iron and steel, commonly called 'wood screws,' N.E.S. .... Gross	208,823	29,481	10,197 25	167,586	24,561	8,599 53
9	Skelp iron or steel, sheared or rolled in grooves, imported by manufacturers of wrought iron or steel pipe for use only in the manufacture of wrought iron or steel pipe..... Cwt.	680,729	888,257	44,154 06	669,532	965,335	48,249 02
10	Skates, of all kinds, or parts thereof..... Prs.	86,826	49,628	21,613 29	72,397	73,273	30,362 50



## SESSIONAL PAPER No. 10

into and Exports from Canada, &c.—*Continued.*

IMPORTS.					EXPORTS				
Value.					Value.				
1903.	1904.	1905.	1906.	1907 (9 mos.)	1903.	1904.	1905.	1906.	1907 (9 mos.)
£	£	£	£	£	£	£	£	£	£
380,993	329,895	386,031	540,013	704,889	.....	.....	.....	.....	1
.....	.....	.....	.....	415,164	.....	.....	.....	.....	2
948,084	946,728	1,380,841	1,431,999	1,298,390	.....	.....	.....	.....	3
58,716	92,890	99,077	114,131	139,171	.....	.....	.....	.....	4
118,317	114,632	94,280	134,477	106,186	.....	.....	.....	.....	5
7,138	929	.....	.....	.....	.....	.....	.....	.....	6
1,431	610	339	1,220	6,197	.....	.....	.....	.....	7
18,573	20,695	26,877	29,483	24,561	.....	.....	.....	.....	8
572,299	557,944	864,631	888,257	965,335	.....	.....	.....	.....	9
35,043	27,191	49,579	51,555	73,273	.....	.....	.....	.....	10
10—7½									

7-8 EDWARD VII., A. 1908

## No. 11.—ITEMIZED STATEMENT showing the Values of Imports

ARTICLES.		ENTERED FOR HOME CONSUMPTION.				
		1906.			1907 (9 mos.)	
		Quantity.	Value.	Duty.	Quantity.	Value.
	Metals and minerals and manufactures of, N.E.S.— <i>Con.</i>		\$	\$ cts.		\$ cts.
	Iron and manufactures of, steel and manufactures of, or both combined.— <i>Con.</i>					
1	Steel balls, adapted for use on bearings of machinery or vehicles .....					5,054 513 77
2	Steel valued at 2½ cts. per lb. and upwards, for manufacture of skates .....	Cwt.	3,592	16,007	1,287	5,582
3	Steel for saws and straw cutters cut to shape but not further manufactured .....	"	11,811	131,399	13,723	126,328
1	Steel, crucible sheet, 11 to 16 gauge, 2½ to 18 inches wide, imported by manufacturers of mower and reaper knives for the manufacture of such knives in their own factories .....	"	10,337	42,702	7,873	35,947
5	Steel plate, universal mill or rolled edge bridge plates (over 12 inches wide after Nov. 29, 1907), imported by manufacturers of bridges .....	"	243,768	347,360 34,677 13	164,323	241,327 23,931 31
6	Steel, under ½ inch in diameter, or under ½ inch square, imported by the manufacturers of cutlery, or of knobs, or of locks, for use exclusively in the manufacture of such articles in their own factories. ....	"	3,095	7,701	2,219	5,886
7	Steel for the manufacture of cutlery when imported by manufacturers of cutlery to be used in their own factories in the manufacture of such articles, O.C. ....	"	271	637		14
8	Steel, of No. 20 gauge and thinner, but not thinner than No. 30 gauge, to be used in the manufacture of corset steel, clock springs, and shoe shanks .....	"	60	278	253	823
9	Steel wire, flat, of No. 16 gauge or thinner, imported by the manufacturers of crinoline or corset wire and dress stays, &c. ....	"	3,885	22,451	3,391	19,725
10	Steel of No. 12 gauge and thinner, but not thinner than No. 30 gauge, imported by manufacturers of buckle clasps, bed-fasts, furniture casters and ice creepers .....	"	2,039	5,379	378	3,640
11	Steel, flat, springs, steel billets and steel axle-bars imported by manufacturers of carriage springs and carriage axles for use exclusively in the manufacture of springs and axles for carriages or vehicles other than railway or tramway....	"	93,125	127,105	33,362	57,539

## SESSIONAL PAPER No. 10

into and Exports from Canada, &c.—*Continued.*

IMPORTS.					EXPORTS.				
Value.					Value.				
1903.	1904.	1905.	1906.	1907 (9 mos.)	1903.	1904.	1905.	1906.	1907 (9 mos.)
\$	\$	\$	\$	\$	\$	\$	\$	\$	\$
				5,054 1,988					1
8,750	5,546	9,335	16,007	5,582					2
133,723	115,669	120,034	131,399	126,328					3
48,178	33,504	29,958	42,702	35,947					4
208,018	220,692	407,380	347,360	241,327					5
7,314	6,377	7,246	7,701	5,886					6
5,252	3,435	1,560	637	14					7
4,508	5,853	3,869	278	823					8
11,798	14,653	12,159	22,451	19,725					9
4,019	4,231	7,988	5,379	3,640					10
152,745	132,871	121,638	127,105	57,539					11

7-8 EDWARD VII., A. 1908

## No. 11.—ITEMIZED STATEMENT showing the Values of Imports

ARTICLES.		ENTERED FOR HOME CONSUMPTION.					
		1906.			1907 (9 mos.)		
		Quantity.	Value.	Duty.	Quantity.	Value.	Duty.
	Metals and minerals and manu- factures of N.E.S.— <i>Con.</i>		\$	\$ cts.		\$	\$ cts.
	Iron and manufactures of, steel and manufactures of, or both combined.— <i>Con.</i>						
1	Steel, spiral springs, for spiral springs for railways imported by the manufacturers of rail- way springs for use exclu- sively in the manufacture of railway spiral springs. .... Cwt.	73,117	123,460	.....	43,276	74,695	.....
2	Steel springs for the manufac- ture of surgical trusses im- ported by manufacturers for use in their factories. .... "	10	443	.....	15	976	.....
3	Steel for the manufacture of bicycle chains imported by manufacturers for use in their factories. .... "	178	680	.....	360	1,396	.....
4	Steel for use in the construc- tion of international bridges, O.C. ....						
5	Steel in bars, bands, hoops, scroll or strips, sheets or plates of any size, thickness or width when of greater value than 2½ cts. (3½ cts. after Nov. 29, 1906), per lb., N.O.P. .... Cwt.	173,240	856,354	38,273 98	146,883 20,552	748,950 148,906	34,645 50
6	Steel, chrome steel. .... "	5,275	24,614	3,692 10	3,367	15,826	2,373 90
7	Steel for the manufacture of files, augers, auger bits, ham- mers, axes, hatchets, scythes, reaping hooks, hoes, hand- rakes, hay or straw knives, wind mills and agricultural or harvesting forks imported, &c. .... "	99,399	198,970	.....	39,607	88,963	.....
8	Steel of No. 24 and 17 gauge, in sheets 63 inches long, and from 18 inches to 32 inches wide, imported by the manu- facturers of tubular bow sockets for use in the manu- facture of such articles in their own factories. .... "	1,174	2,349	.....	1,508	3,477	.....
9	Steel wool. ....					341	43 60
	Steel, manufactures of:—						
10	Pen knives, jack knives, and pocket knives of all kinds. ....		142,550	36,419 30		72,541	17,633 30
11	Table cutlery, all kinds, N.O.P. ....		260,403	57,313 00		220,699	49,470 40
12	All other cutlery, N.E.S. ....		333,742	103,482 80		277,549	86,466 50
13	Bayonets, swords, fencing foils and masks. ....		2,487	797 60		1,638	513 60
14	Guns, rifles, including air guns and air rifles (not being toys), muskets, can- nons, pistols, revolvers or other firearms. ....		434,674	127,848 50		571,286	147,948 10
15	Needles, of any material or kind, N.O.P. ....		81,415	20,667 60		74,020	18,547 30

## SESSIONAL PAPER No. 10

into and Exports from Canada, &c.—*Continued.*

IMPORTS.					EXPORTS.				
Value.					Value.				
1903.	1904.	1905.	1906.	1907 (9 mos.)	1903.	1904.	1905.	1906.	1907 (9 mos.)
\$	\$	\$	\$	\$	\$	\$	\$	\$	\$
103,127	54,665	75,749	123,460	74,695	.....	.....	.....	.....	1
1,628	805	1,114	443	976	.....	.....	.....	.....	2
307	2,024	1,720	680	1,396	.....	.....	.....	.....	3
.....	.....	.....	.....	.....	.....	.....	.....	.....	4
{ 601,479	656,163	685,465	857,031	{ 748,809 148,906 }	.....	.....	.....	.....	5
22,563	18,796	13,543	24,614	15,820	.....	.....	.....	.....	6
217,033	162,511	173,482	198,970	88,963	.....	.....	.....	.....	7
3,441	1,900	4,432	2,349	3,477	.....	.....	.....	.....	8
.....	.....	.....	.....	341	.....	.....	.....	.....	9
168,397	186,369	174,600	142,643	72,451	.....	.....	.....	.....	10
243,550	265,490	268,639	259,964	220,703	.....	.....	.....	.....	11
207,877	199,476	240,314	336,002	277,225	.....	.....	.....	.....	12
1,122	2,001	3,234	2,487	1,845	.....	.....	.....	.....	13
349,393	463,617	461,069	435,487	572,173	.....	.....	.....	.....	14
66,780	81,742	86,399	81,464	74,020	.....	.....	.....	.....	15



7-8 EDWARD VII., A. 1908

## No. 11.—ITEMIZED STATEMENT showing the Values of Imports

ARTICLES.		ENTERED FOR HOME CONSUMPTION.					
		1906.			1907 (9 mos.)		
		Quantity.	Value.	Duty.	Quantity.	Value.	Duty.
	Metals and minerals and manufactures of, N.E.S.— <i>Con.</i>			\$ cts.		\$	\$ cts.
	Iron and manufactures of, steel and manufactures of, or both combined.— <i>Con.</i>						
	Steel, manufactures of.— <i>Con.</i>						
1	Surgical and dental instruments and surgical needles		197,841			154,667	
2	Knife blades, or blanks, and forks of iron or steel, in the rough, not handled, filed, ground or otherwise manufactured		70	4 67		1,175	67 00
3	Steel manufactures of, N.E.S. (exports)						
4	Stoves of all kinds and parts thereof.		472,981	118,326 59		433,427	108,411 27
5	Sad or smoothing, hatters' and tailors' irons, plated wholly or in part or not		16,718	4,142 02		11,304	2,925 06
6	Swedish rolled iron and Swedish rolled steel nail rods under half an inch in diameter for the manufacture of horse-shoe nails	Cwt. 20,459	42,429	6,364 35	14,373	33,766	5,064 90
7	Tacks, shoe	Lbs. 20,886	2,442	854 12	5,627	547	189 00
	Tools and implements:—						
8	Adzes, cleavers, hatchets, wedges, sledges, hammers, crowbars, cant dogs and track tools; picks, mattocks and eyes or poles for the same		87,025	26,058 70		61,132	17,916 70
9	Axes	Doz. 6,051	35,123	8,780 75	3,114	18,064	4,320 01
10	Files and rasps, N.E.S.		88,211	25,885 60		71,872	20,762 10
11	Saws		206,528	62,007 80		166,292	49,798 20
12	Tools, hand or machine, of all kinds, N.O.P.		1,019,661	305,257 50		902,191	269,400 70
13	Tools and machinery, all kinds, not manufactured in Canada up to the required standard, necessary for any factory to be established in Canada for the manufactures of rifles for the Government of Canada		14,057			7,166	
14	Materials or parts in the rough unfinished, and screws, nuts, bands and springs, to be used in rifles to be manufactured at any such factory for the Government of Canada		70,253			53,601	
15	Tubing, rolled iron tubes not welded or joined, under 1½-inch in diameter, angle iron 9 and 10 gauge, not over 1½-inch wide, iron tubing, lacquered or brass covered, not over 1½-inch diameter, all of which are cut to lengths for the manufacture of bedsteads		212,340			199,462	

## SESSIONAL PAPER No. 10

into and Exports from Canada, &c.—*Continued.*

IMPORTS.					EXPORTS.				
Value.					Value.				
1903.	1904.	1905.	1906.	1907 (9 mos.)	1903.	1904.	1905.	1906.	1907 (9 mos.)
\$	\$	\$	\$	\$	\$	\$	\$	\$	\$
154,825	170,344	156,050	198,058	154,667	.....	.....	.....	.....	1
828	82	67	70	1,175	.....	.....	.....	.....	2
.....	.....	.....	.....	.....	2,399,852	1,285,312	602,546	626,733	492,798 3
270,854	366,148	411,516	473,422	433,587	9,314	13,795	18,192	11,885	11,046 4
10,601	9,399	9,125	16,747	11,304	.....	.....	.....	.....	5
22,170	17,095	18,172	42,429	33,766	.....	.....	.....	.....	6
2,511	5,446	2,531	2,442	547	.....	.....	.....	.....	7
50,062	54,403	62,251	87,782	60,952	.....	.....	.....	.....	8
42,311	39,762	24,311	35,116	18,074	.....	.....	.....	.....	9
84,188	80,126	78,151	88,211	71,859	.....	.....	.....	.....	10
170,926	190,493	176,995	206,528	166,571	.....	.....	.....	.....	11
793,716	875,498	866,197	1,020,391	902,343	.....	.....	.....	.....	12
154,402	52,525	47,357	14,057	7,166	.....	.....	.....	.....	13
.....	27,333	32,509	70,253	53,601	.....	.....	.....	.....	14
132,725	151,017	163,329	212,340	199,462	.....	.....	.....	.....	15

7-8 EDWARD VII., A. 1908

## No. 11.—ITEMIZED STATEMENT showing the Values of Imports

ARTICLES.	ENTERED FOR HOME CONSUMPTION.					
	1906.			1907 (9 mos.)		
	Quantity.	Value.	Duty.	Quantity.	Value.	Duty.
Metals and minerals and manufactures of, N.E.S.— <i>Con.</i>		\$	\$ cts.		\$	\$ cts.
Iron and manufactures of, steel and manufactures of, or both combined— <i>Con.</i>						
1 Tubes for boilers of wrought iron or steel, including flues and corrugated tubes for marine boilers.....		472,768	22,358 38	{ ..... .....	309,690 103,818	14,821 08
2 Tubes, seamless steel, for bicycles.....		10,214	1,005 27	.....	11,560	937 78
3 Tubing, seamless, value not less than 3½ cents per lb. ... Cwt.				{ ..... .....	680 230	3,015 3,890
4 Tubing, rolled or drawn square, for use in the manufacture of agricultural implements.....					3,764	188 20
5 Tubes of rolled steel, seamless not joined or welded, not more than 1½ inch in diameter.....		4,199	418 40	.....	7,952	780 65
6 Tubing, wrought iron or steel, plain or galvanized, threaded and coupled or not, 2 inches (4 inches after Nov. 29, 1906) or less in diameter, N.E.S. ....		109,675	36,055 10	.....	183,674	63,316 95
7 Tubing, wrought iron or steel, plain or galvanized, threaded and coupled or not, over 2 inches (4 inches after Nov. 29, 1906) in diameter, N.E.S. ....		554,459	82,950 20	.....	353,067	52,656 80
8 Other iron or steel tubes or pipes, N.O.P. ....		59,036	17,298 00	.....	61,766	18,099 20
9 Ware—Galvanized sheet iron or of galvanized sheet steel, manufactures of, N.O.P. ....		27,821	6,892 22	.....	23,508	5,899 47
10 Ware—Agate, granite or enamelled iron or steel hollow ware ....		75,935	28,468 96	.....	124,343	43,090 98
11 Ware—Enamelled iron or steel ware, N.E.S.; iron or steel hollow ware, plain black tinned or coated; and nickel and aluminium kitchen or household hollow ware, N.E.S. ....		167,833	50,332 60	.....	70,457	20,808 70
12 Wire bale ties ..... Bdls.	3,743	4,932	1,479 60	2,456	4,566	1,369 80
13 Wire fencing, woven buckthorn strip, and wire fencing of iron or steel, N.E.S. Lbs.	1,757,932	73,068	10,810 30	637,805	23,609	3,498 30
14 Wire, steel strip and flat steel, imported by manufacturers of plain strip fencing for use in their own factories in the manufacture thereof ..... Cwt.	80	277	.....	22	83	.....
15 Wire, barbed fencing of iron or steel ..... "	446,212	929,660	.....	356,605	815,084	.....

## SESSIONAL PAPER No. 10

into and Exports from Canada, &c.—*Continued.*

IMPORTS.					EXPORTS.					
Value.					Value.					
1903.	1904.	1905.	1906.	1907 (9 mos.)	1903.	1904.	1905.	1906.	1907 (9 mos.)	
\$	\$	\$	\$	\$	\$	\$	\$	\$	\$	
}	361,545	376,765	408,814	472,854	{					1
	14,313	12,418	6,154	10,214		103,818				
}					{					3
						11,560				
				3,764						4
8,059	4,418	2,551	4,199	7,952						5
130,278	118,955	90,612	110,550	183,150						6
304,323	496,462	501,447	558,129	353,890						7
37,391	45,461	136,373	59,036	61,773						8
16,065	21,180	26,289	27,821	23,508						9
63,203	63,129	90,920	76,004	124,359						10
145,656	132,534	181,800	167,746	70,443						11
3,512	2,262	2,261	4,932	4,566						12
19,608	19,169	41,564	73,068	23,609						13
130	27		277	83						14
702,809	844,668	892,367	929,660	815,084						15

7-8 EDWARD VII., A. 1908

## No. 11.—ITEMIZED STATEMENT showing the Values of Imports

ARTICLES.		ENTERED FOR HOME CONSUMPTION.					
		1906.			1907 (9 mos.)		
		Quantity.	Value.	Duty.	Quantity.	Value.	Duty.
			\$	\$ cts.		\$	\$ cts.
	Metals and minerals and manu- factures of— <i>Con.</i>						
	Iron and manufactures of, steel and manufactures of, or both combined— <i>Con.</i>						
1	Wire, single or several, cov- ered with cotton, linen, silk or other material, N.E.S. . . .	Lbs. 2,223,542	355,841	103,818 10	1,508,528	264,094	77,869 50
2	Wire, iron or steel galvanized, Nos. 9, 12 and 13 gauge . . .	Cwt. 545,339	1,076,589	.....	447,496 192,012	158,082 402,373	22,948 90 .....
3	Wire of all kinds, N.O.P. . . .	" 106,897	245,443	49,933 58	86,108	232,263	46,704 12
4	Wire rope, stranded or twist- ed wire, clothes lines, pic- ture or other twisted wire, and wire cables, N.E.S. . . .	" 30,053	209,674	40,167 13	28,756	217,080	42,231 79
5	Wire crucible cast steel . . . .	Lbs. 2,427,406	115,541	.....	73,523	7,076	405 57
6	Wire cloth, or wove wire and netting of iron and steel . .	" 1,132,220	67,813	15,613 40	1,680,018	77,501	.....
7	Wire screens, doors and win- dows . . . . .	.....	5,950	1,566 50	.....	8,513	2,219 80
8	Wire rigging for ships and vessels . . . . .	Cwt. 4,299	19,270	.....	3,645	17,302	.....
9	Wire, steel, Bessemer soft drawn spring of Nos. 10, 12 and 13 gauge, respectively, and homo steel spring wire of Nos. 11 and 12 gauge, respectively, imported by manufacturers of wire mat- tresses, to be used in their own factories . . . . .	Cwt. 3,675	9,186	.....	4,656	11,849	.....
10	All other manufactures, arti- cles or ware not specially enumerated or provided for, composed wholly or in part of iron or steel, and whether partly or wholly manufactured . . . . .	.....	3,017,901	888,131 40	.....	3,018,633	888,729 20
	Total iron and steel and mfrs of	.....	44,972,268	7,787,651 54	.....	44,336,140	7,680,593 11
	Lead and manufactures of:—						
11	Old, scrap, pig and blocks . .	Cwt. 82,729	271,105	27,368 15	79,575	277,470	27,970 65
12	Bars and sheets . . . . .	" 16,106	57,185	10,187 90	13,710	56,630	9,349 71
13	Pipe . . . . .	Lbs. 87,744	5,417	1,731 91	74,880	3,923	1,296 62
14	Shot and bullets . . . . .	" 72,850	2,871	724 26	87,540	3,859	875 54
15	Tea lead . . . . .	" 1,905,087	79,886	.....	1,645,018	79,732	.....
16	Nitrate and acetate of, not ground . . . . .	" 452,052	24,373	.....	411,865	25,631	.....
17	Lead ore (exports) . . . . .	.....	75,619	21,996 30	.....	74,911	21,808 20
18	Manufactures of, N.O.P. . . . .	.....	516,456	62,008 52	.....	522,156	61,300 72
	Total lead and manufactures of.	.....	516,456	62,008 52	.....	522,156	61,300 72



## SESSIONAL PAPER No. 10

into and Exports from Canada, &c.—*Continued.*

IMPORTS.					EXPORTS.				
Value.					Value.				
1903.	1904.	1905.	1906.	1907 (9 mos.)	1903.	1904.	1905.	1906.	1907 (9 mos.)
\$	\$	\$	\$	\$	\$	\$	\$	\$	\$
273,373	194,166	354,576	356,571	264,595	.....	.....	.....	.....	1
} 667,257	638,513	658,123	1,076,589	{ 458,082 402,373	{	.....	.....	.....	2
251,618	201,925	215,254	245,578	231,963	.....	.....	.....	.....	3
153,735	175,612	150,536	219,227	217,829	.....	.....	.....	.....	4
{ 102,156	74,099	94,528	115,541	{ 7,076 77,501	{	.....	.....	.....	5
47,956	56,358	45,820	67,813	33,092	.....	.....	.....	.....	6
6,825	14,581	11,066	5,959	8,513	.....	.....	.....	.....	7
30,444	24,378	16,568	19,055	17,302	.....	.....	.....	.....	8
14,252	17,204	11,146	9,186	11,849	.....	.....	.....	.....	9
1,895,749	2,245,446	2,530,256	3,024,046	3,031,370	.....	.....	.....	.....	10
42,156,215	42,463,299	42,579,271	44,975,607	44,604,699	6,849,149	5,848,079	5,039,646	5,263,183	4,242,579
66,756	122,790	133,340	271,105	293,453	.....	.....	.....	.....	11
33,599	38,576	51,522	57,190	56,689	.....	.....	.....	.....	12
6,581	5,790	7,179	5,421	3,884	.....	.....	.....	.....	13
2,833	2,914	4,538	2,942	4,023	.....	.....	.....	.....	14
72,978	61,269	71,369	79,886	79,732	.....	.....	.....	.....	15
15,798	20,299	20,559	24,373	25,631	.....	.....	.....	.....	16
.....	.....	.....	.....	.....	384,077	347,740	1,187,132	678,041	639,548
53,716	61,906	64,584	75,117	74,659	.....	.....	.....	.....	18
252,261	313,544	353,091	516,334	538,071	384,077	347,740	1,187,132	678,041	639,548

7-8 EDWARD VII., A. 1908

## No. 11.—ITEMIZED STATEMENT showing the Values of Imports

ARTICLES.		ENTERED FOR HOME CONSUMPTION.					
		1906.			1907 (9 mos.)		
		Quantity.	Value.	Duty.	Quantity.	Value.	Duty.
			\$	\$ cts.		\$	\$ cts.
	Metals and minerals and manu- factures of— <i>Con.</i>						
1	Tin and manufactures of (ex- ports) .....						
2	Tin crystals .....		2,634			2,663	
3	Tin plate in sheets, decorated .....						
4	Tin, strip waste .....	Lbs.			4,644	248	
5	Tinware, plain, japanned, or lithographed and all manu- factures of tin, N.E.S. ....		228,438	55,579 35		243,578	58,773 12
6	Tin in blocks, pigs or bars. ....	Cwt.	33,417	1,171,569	21,981	891,709	
7	Tin plates and sheets .....	"	605,182	1,869,000	452,562	1,516,777	
8	Tin foil .....	Lbs.	561,623	65,307	514,969	64,847	
	Total tin and manufactures of.		3,336,948	55,579 35		2,719,813	58,773 12
9	Zinc, manufactures of, N.O.P. ....		12,917	3,162 26		12,556	3,131 16
10	" in blocks, pigs and sheets and plates .....	Cwt.	24,462	158,438	18,427	126,221	
11	" spelter in blocks and pigs. "		50,137	290,686	42,465	269,044	
12	" seamless, drawn tubing. Lbs.		71	12			
	Total zinc and manufactures of.		462,053	3,162 26		407,821	3,131 16
	Miscellaneous metals and min- erals and manufactures of, N.E.S. :—						
13	Alumina .....	Cwt.	76,074	194,083	82,045	206,181	
14	Aluminium, manufactures of, N.O.P. ....			23,639	6,069 94	20,704	5,236 56
15	Aluminium in ingots, blocks or bars, strips, sheets or plates .....	Lbs.	720,723	168,405	905,913	218,399	
16	Antimony ore (exports) .....						
17	Arsenic (exports) .....						
18	Asbestos (exports) .....						
19	Asbestos in any other than crude, and all manufactures of .....			137,974	34,377 51	127,509	31,372 58
20	Babbit metal .....			59,662	5,844 24	46,937	5,559 04
21	Barytes (exports) .....						
22	Bird, parrot, squirrel and rat cages of wire and metal parts thereof .....			5,260	1,841 00	4,237	1,485 87
23	Bismuth metallic in its natural state .....	Lbs.	529	949	4,830	5,926	
24	Black lead .....			33,907	7,829 15	16,646	3,597 63
25	Blanketing and lapping and disc or mills for engraving copper rollers, imported by cotton manufacturers, calico printers and wall paper manufacturers .....			10,894		8,741	
26	Britannia metal, manufactures of not plated .....			29,358	7,019 96	15,371	4,127 48
27	Britannia metal in pigs, blocks and bars .....	Cwt.	307	11,104		255	9,960
28	Bronze, phosphor bronze, phos- phor tin, in blocks, bars, sheets and wire .....			12,738	1,256 51	12,519	1,195 39

## SESSIONAL PAPER No. 10

into and Exports from Canada, &c.—*Continued.*

IMPORTS.					EXPORTS.				
Value.					Value.				
1903.	1904.	1905.	1906.	1907 (9 mos.)	1903.	1904.	1905.	1906.	1907 (9 mos.)
\$	\$	\$	\$	\$	\$	\$	\$	\$	\$
1,563	2,168	2,064	2,634	2,663	90,953	76,796	51,294	31,458	25,671
5,096	2,497			248					
124,206	152,232	156,879	228,971	243,481					
728,904	720,213	819,038	1,171,569	891,700					
1,806,643	1,461,811	1,751,507	1,869,000	1,516,777					
46,103	51,890	62,813	65,307	64,847					
2,712,515	2,390,811	2,792,301	3,337,481	2,719,716	90,953	76,796	51,294	31,458	25,671
9,792	14,065	11,912	12,917	12,556					
142,827	138,057	141,514	158,438	126,221					
110,817	164,751	206,244	290,686	269,047					
88			12						
263,524	316,873	359,670	462,053	407,821					
36,599	108,956	129,822	194,083	206,181					
14,656	15,951	28,418	23,565	20,656			7,004	1,912	1,648
13,939	101,427	154,569	168,405	218,399			534,598	619,264	811,902
					20,104	5,060	32,366	6,157	31,477
					26,736	39	12,300	3,141	4,958
					955,405	984,836	1,311,535	1,578,137	1,206,776
75,530	83,644	116,923	138,000	127,509					
62,032	51,785	33,968	59,667	46,937					
					700	368	5,178	14,343	6,800
5,007	4,428	4,575	5,260	4,237					
1,149	893	1,410	949	5,926					
23,065	25,736	30,778	34,004	16,457					
31,253	10,890	6,191	10,894	8,741					
28,563	25,866	23,656	29,358	15,371					
9,159	9,915	9,323	11,104	9,960					
9,642	12,443	11,474	12,738	12,519					

7-8 EDWARD VII., A. 1908

## No. 11.—ITEMIZED STATEMENT showing the Values of Imports

ENTERED FOR HOME CONSUMPTION.							
ARTICLES.		1906.			1907 (9 mos.)		
		Quantity.	Value.	Duty.	Quantity.	Value.	Duty.
	Metals and minerals and mfrs. of— <i>Con.</i>		\$	\$ cts.		\$	cts.
	Miscellaneous metals and minerals and mfrs. of— <i>Con.</i>						
1	Bronze statuettes or ornaments		5,325	1,913 92		6,555	2,287 15
2	Buckles of iron or steel, brass or copper of all kinds, N.O.P. (not being jewellery).....		38,545	11,715 40		44,636	13,204 50
	Composition metal for the manufacture of jewellery and filled gold watch cases.....		6,303	630 30		396	39 60
4	Composition metal, plated metal in bars, ingots, for the manufacture of jewellery and filled gold watch cases, and seamless silver wire.....					4,929	492 90
5	Cryolite or kryolite..... Cwt.	4,054	22,793		6,315	35,360	
6	Frames, clasps and fasteners for purses and chatelaine bags or reticules, not more than seven inches in width, imported by the manufacturers of purses and chatelaine bags or reticules for use in their factories.....		17,385	3,523 73		12,790	2,548 39
7	Furniture springs.....		11,760	3,515 50		11,522	3,456 10
8	Garden or lawn sprinklers.....		1,050	315 00		1,753	525 90
9	Gas, coal or other oil and electric light fixtures or parts thereof of metal, including lava or other tips, burners, collars, galleries, shades and shade-holders.....		344,602	102,583 60		334,029	99,251 20
10	Gas mantles and incandescent gas burners.....		40,170	12,044 90		39,841	11,899 20
11	Gas meters..... No.	2,466	40,776	13,487 46	2,047	37,724	12,968 94
12	German, Nevada and nickel silver, manufactures of, not plated.....		30,250	7,071 18		28,864	7,132 06
13	Silver, German silver and nickel silver, in ingots, blocks, bars, strips, sheets or plates, unmanufactured.....		54,045			48,680	4,868 00
						38,794	
14	Ingot moulds.....		153,556			13,214	1,322 37
						70,991	
15	Jewellers' sweepings.....		974			1,309	
16	Lamp springs.....		2,727	272 70		1,352	135 20
17	Lamp, side lights and head lights, lanterns and chandeliers.....		366,040	109,626 00		368,205	112,764 10
18	Manganese ore (exports).....						
19	Meerschaum, crude or raw.....						
20	Metal parts adapted for the manufacture of covered buttons.....					2,925	624 05
21	Metals, other than iron and steel, N.E.S., mfrs. of (exports).....						
22	Mica (exports).....						
23	Mines, produce of, N.E.S. (exports).....						
24	Minerals and bituminous substances, N.O.P.....		77,691	15,258 32		50,776	9,892 31

SESSIONAL PAPER No. 10

into and Exports from Canada, &c.—*Continued.*

IMPORTS.					EXPORTS.					
Value.					Value.					
1903.	1904.	1905.	1906.	1907 (9 mos.)	1903.	1904.	1905.	1906.	1907 (9 mos.)	
£	£	£	£	£	£	£	£	£	£	
5,790	5,003	3,655	5,325	6,555						
35,152	52,001	49,776	38,604	44,649						
6,360	7,457	7,301	6,303	396						
				4,929						
8,872	14,513	11,966	22,793	35,360						
20,901	14,013	14,814	17,385	12,590						
9,209	16,075	9,567	11,677	11,522						
8,722	287	983	1,050	1,753						
200,273	238,148	316,979	343,018	335,842						
			39,891	39,702						
			15,531	20,517	37,133	40,776	37,724			
36,168	36,622	33,130	30,250	28,864						
17,111	13,047	43,744	54,045	48,835						
27,365	11,675	66,492	153,556	38,794						
	4,105	52	974	13,214						
1,423	1,243	2,388	2,727	70,991	45,833	59,253	79,804	90,751	78,683	
				1,309						
				1,432						
363,856	379,869	325,844	366,545	371,301						
					2,421	2,294	2,212	1,240	925	
				2,925						
					434,705	567,416	278,344	60,776	57,768	
					327,894	213,668	170,477	346,265	490,298	
					305,476	117,977	24,741	112,735	129,470	
51,930	43,421	59,016	77,431	50,735						



7-8 EDWARD VII., A. 1908

## No. 11.—ITEMIZED STATEMENT showing the Values of Imports

ARTICLES.		ENTERED FOR HOME CONSUMPTION.					
		1906			1907 (9 mos.)		
		Quantity.	Value.	Duty.	Quantity.	Value.	Duty.
	Metals and minerals and mfrs. of— <i>Con.</i>		\$	\$ cts.		\$	\$ cts.
	Miscellaneous metals and minerals and manufactures of— <i>Con.</i>						
1	Mineralogical specimens.....		726			562	
2	Nickel..... Cwt.				1	50	
3	Nickel-plated ware, N.E.S.....		157,106	46,408 10		134,938	42,139 74
4	Nickel anodes.....		15,976	1,603 20		19,461	1,946 10
5	Nickel fine, contained in ore, matte or speiss (exports).....						
6	Ores of metals, all kinds, including cobalt ore..... Cwt.	17,678,691	2,270,036		17,408,995	1,869,268	
7	Ores, N.E.S. (exports).....						
8	Patterns of brass, iron or other metals.....		4,436	1,330 80		9,284	2,785 20
9	Pewter, platina and metal composition, N.E.S.....		2,716	833 90		3,487	1,057 90
10	Pins, N.O.P.....		106,892	26,532 60		79,736	19,996 50
11	Platinum (exports).....						
12	Platinum crucibles.....					482	
13	Platinum sheets and wire, and retorts, pans, condensers, tubing and pipe made of platinum, imported by manufacturers of sulphuric acid.....		54,494			113,485	
14	Plumbago, crude.....		2,791	279 10		3,176	317 60
15	" mfrs. of, N.E.S.....		19,058	4,510 41		13,740	3,273 14
16	Pyrites (exports).....						
17	Ribs of brass, iron or steel, runners, rings, caps, notches, ferrules, mounts and sticks or canes in the rough or not further manufactured than cut in lengths suitable for umbrellas, parasol or sunshade sticks, when imported by manufacturers of umbrellas, parasols and sunshades for use in their factories.....		143,781			114,202	
18	Screws of brass or other metal except iron or steel, N.O.P.....		6,303	2,181 67		13,158	4,512 19
19	Silex or crystallized quartz..... Cwt.	7,465	8,347		11,964	12,969	
20	Stereotypes, electrotypes and celluloids of newspaper columns in any language other than French and English, and of books, and bases, and matrices, and copper shells for the same, whether composed wholly or in part of metal or celluloid..... Sq. in.	600,505	15,824		383,902	9,457	
21	" for almanacs, calendars, illustrated pamphlets, newspaper, advertisements or engravings, and all other like work for commercial, trade or other purposes, N.E.S., and matrices or copper shells of the same.....	418,063	15,684	6,156 15	399,175	12,744	5,936 21
22	" of newspaper columns, and bases for the same, composed wholly or partly of metal or celluloid.....	516,639	4,175	1,291 61	454,057	3,831	861 59
23	" matrices or copper shells of the same.....	706	50	10 59	343	37	3 17

## SESSIONAL PAPER No. 10

into and Exports from Canada, &c.—*Continued.*

IMPORTS.					EXPORTS.				
Value.					Value.				
1903.	1904.	1905.	1906.	1907 (9 mos.)	1903.	1904.	1905.	1906.	1907 (9 mos.)
\$	\$	\$	\$	\$	\$	\$	\$	\$	\$
562	1,618	2,997	726	562	.....	.....	.....	.....	1
13,154	1,322	3,725	.....	50	.....	.....	.....	.....	2
59,201	77,937	107,816	157,247	135,215	.....	.....	.....	.....	3
13,023	13,388	15,351	15,976	19,461	.....	.....	.....	.....	4
.....	.....	.....	.....	.....	878,159	1,237,485	1,185,056	2,166,936	1,587,476
1,070,232	1,112,193	1,775,158	2,270,036	1,869,268	.....	.....	.....	.....	6
.....	.....	.....	.....	.....	160,045	83,483	691,010	371,001	301,097
1,644	32,636	8,562	4,436	9,284	.....	.....	.....	.....	8
4,779	3,322	7,743	2,716	3,487	.....	.....	.....	.....	9
76,222	100,113	93,692	106,849	79,890	.....	.....	.....	.....	10
.....	.....	.....	.....	482	316	532	2,158	2,525	29,614
.....	.....	.....	.....	.....	.....	.....	.....	.....	12
21,251	28,112	61,719	54,494	113,485	.....	.....	.....	.....	13
2,870	1,802	2,499	2,791	3,176	17,504	27,085	8,580	4,726	19 14
12,493	12,829	13,087	19,074	13,702	8,768	14,643	1,478	2,948	2,561 15
.....	.....	.....	.....	.....	60,458	44,227	63,729	53,768	57,496 16
141,281	134,112	127,494	143,781	114,202	.....	.....	.....	.....	17
7,224	12,267	7,447	6,303	13,158	.....	.....	.....	.....	18
2,762	4,409	4,475	8,347	12,969	.....	.....	.....	.....	19
17,649	19,444	13,833	15,824	9,457	.....	.....	.....	.....	20
11,465	13,147	13,588	15,717	12,744	4,087	4,877	8,566	5,061	9,958 21
1,525	1,925	2,629	4,175	3,831	.....	.....	.....	.....	22
25	.....	60	50	37	.....	.....	.....	.....	23

7-8 EDWARD VII., A. 1908

## No. 11.—ITEMIZED STATEMENT showing the Values of Imports

ARTICLES.		ENTERED FOR HOME CONSUMPTION.					
		1906.			1907 (9 mos.)		
		Quantity.	Value.	Duty.	Quantity.	Value.	Duty.
Metals and minerals and mfrs. of— <i>Con.</i>			\$	\$ cts.		\$	\$ cts.
Miscellaneous metals and minerals and manufactures of— <i>Con.</i>							
1	Tagging metal, plain, japanned or coated, in coils, not over 1½ in. wide, when imported by manufacturers of shoe and corset laces for use in their factories . . . . . Cwt.	39	649	.....	30	551	.....
2	Type for printing, including chases and quoins and slugs of all kinds . . . . .		115,677	20,248 53		88,747	15,755 35
3	Type metal . . . . .		8,675	796 14		1,987	224 12
4	Wire of brass, zinc, iron or steel, screwed or twisted, or flattened and corrugated, for use in connection with nailing machines, for the manufacture of boots and shoes . . . Lbs.	89,142	30,800	.....	88,442	29,217	.....
5	Wire of all kinds, except iron or steel, N.O.P. . . . . "	64,066	12,778	2,527 91	66,969	12,626	2,603 24
6	Wire, twisted, &c., except iron or steel, N.E.S. . . . .		279	56 92		899	224 75
7	Yellow metal, in bars, bolts and for sheathing . . . . . Cwt.	2,078	29,995	.....	2,444	41,883	.....
Total miscellaneous metals, &c. . . . .			4,929,216	460,403 95		4,437,552	437,623 32
Total metals, &c . . . . .			59,811,125	8,803,931 01		57,890,792	8,625,557 42
8	Milk, condensed . . . . . Lbs.	112,505	7,987	3,248 72	71,647	4,846	2,233 35
9	Milk food and other similar preparations . . . . .		90,344	23,161 80		64,185	16,105 20
Total milk, &c . . . . .			98,331	26,410 52		69,031	18,338 55
10	Mineral water, natural, not in bottles . . . . . Galls.	8,285	1,754	.....	6,106	1,237	.....
11	Mineral, aerated waters, N.E.S. . . . .		176,885	36,757 03		142,179	30,475 00
Total mineral waters, &c. . . . .			178,639	36,757 03		143,416	30,475 00
12	Mosaic flooring of any material . . . . .		12,684	3,766 30		21,599	6,108 30
Musical instruments, viz. :—							
13	Brass band instruments . . . . .		37,968	8,697 15		31,935	7,074 18
14	Organs, cabinet . . . . . No.	284	18,429	5,557 70	204	13,276	3,973 30
15	Parts of organs . . . . .		22,512	5,591 50		12,508	3,130 67
16	Pipe organs . . . . . No.	1	750	225 00	2	1,750	525 00
17	Phonographs, gramophones and graphophones and records and parts . . . . .					86,417	25,597 80
18	Piano and organ players, mechanical . . . . . No.				73	13,543	4,062 90
19	Pianofortes . . . . . "	814	174,028	52,150 60	1,066	209,776	62,745 60
20	Pianos, parts of . . . . .		151,757	38,389 33		108,217	27,349 67

## SESSIONAL PAPER No. 10

into and Exports from Canada, &c.—*Continued.*

IMPORTS.					EXPORTS.				
Value.					Value.				
1903.	1904.	1905.	1906.	1907 (9 mos.)	1903.	1904.	1905.	1906.	1907 (9 mos.)
\$	\$	\$	\$	\$	\$	\$	\$	\$	\$
233	549	1,330	619	551					1
81,831	91,398	104,395	115,082	88,747					2
8,088	6,596	6,136	8,675	2,298					3
28,435	27,884	30,327	30,800	29,217					4
12,390	11,338	12,191	13,051	12,626					5
384	885	737	279	899					6
40,351	40,962	24,008	29,995	41,883					7
2,748,322	3,060,118	3,974,946	4,927,450	4,442,996	3,248,611	3,363,243	4,419,136	5,441,686	4,808,926
51,435,769	51,839,056	54,079,967	59,839,930	58,181,335	31,775,907	34,826,982	32,967,936	35,889,553	27,617,856
23,032	24,222	11,955	9,822	5,878	242,539	153,761	268,899	129,233	46,387
49,860	63,310	70,768	90,140	63,466					
72,892	87,532	82,723	99,962	69,344	242,539	153,761	268,899	129,233	46,387
1,242	721	630	1,754	1,237	2,905	3,547	3,560	3,403	2,979
106,464	138,255	162,337	178,083	146,675					11
107,706	133,976	162,967	179,837	147,912	2,905	3,547	3,560	3,403	2,979
10,228	6,342	7,692	12,489	21,497					12
29,789	33,181	35,394	38,534	31,540					13
18,502	15,384	11,747	18,429	13,370	349,684	279,561	233,553	210,279	201,784
17,132	18,241	15,115	22,542	12,808					15
2,933	115	711	750	1,750					16
				86,417					17
				13,543					18
127,084	108,388	123,850	174,328	211,076	73,234	74,852	61,586	73,878	45,754
140,342	147,377	143,290	151,757	108,217					20

7-8 EDWARD VII., A. 1908

## No. 11.—ITEMIZED STATEMENT showing the Values of Imports

ARTICLES.		ENTERED FOR HOME CONSUMPTION.					
		1906.			1907 (9 mos).		
		Quantity.	Value.	Duty.	Quantity.	Value.	Duty.
Musical instruments— <i>Con.</i>			\$	\$ cts.		\$	\$ cts.
1	Piano and organ parts, viz.—						
	Key pins, damper springs, jack springs, rail springs, regulating screws, spoons, bridle wires, damper wires, back check wires, dowel wires, German centre pins, brass pins, brass brackets, &c., &c.		68,403			42,846	
2	Other musical instruments, N.E.S.		129,750	45,619 30		110,164	39,412 20
	Total musical instruments.		603,627	156,230 58		630,732	173,871 32
3	Mustard, ground. . . . . Lbs.	638,571	109,974	19,661 51	481,667	80,240	14,667 86
4	Mustard, French, liquid. . . . .		7,590	2,656 50		8,398	2,938 75
	Total mustard. . . . .		117,564	22,318 01		88,638	17,606 61
Oils—							
Mineral oils—							
5	Carbolic or heavy oil . . . . . Galls.	87,197	10,422		49,513	8,285	
6	Coal and kerosene, distilled, purified or refined: naphtha and petroleum, N.E.S. "	9,255,200	812,226	231,324 73	6,879,494	578,329	171,905 66
7	Crude petroleum, gas oils other than naphtha, benzine and gasoline, lighter than .8235 but not less than .775 specific gravity. . . . . Galls.	19,680	1,282	295 21	10,146	1,214	152 62
8	Crude petroleum, fuel and gas oils (.8233 specific gravity or heavier). . . . . "	19,805,656	667,172		13,252,968	469,730	
9	Gasoline or naphtha, under .775 specific gravity. . . . . "				678,460	86,078	
10	Products of petroleum, N.O.P. . . . . "	1,633,309	177,069	40,810 70	1,595,897	181,817	39,897 60
11	Illuminating oils composed wholly or in part of the products of petroleum, coal, shale or lignite, costing more than 30 cents per gallon. . . . . "	3,536	1,490	291 13	4,654	971	178 05
	Total mineral oils . . . . . "	30,804,578	1,669,661	272,721 77	22,471,132	1,326,424	212,133 93
Fish oil—							
12	Cod, N.E.S.* . . . . . Galls.	102,500	33,959		98,517	31,457	
13	" . . . . . "	1,808	925	185 00	5,405	2,258	472 22
14	Cod-liver . . . . . "	25,668	13,235	2,650 81	13,977	7,453	1,522 52
15	Seal* . . . . . "	42,341	13,431		54,665	16,884	
16	" . . . . . "						
17	Whale and spermaceti, N.E.S. "	3,809	2,361	467 87	3,259	2,201	457 56
18	Other, N.E.S.* . . . . . "	37,839	10,196		12,622	3,467	
19	" . . . . . "	36,781	10,512	2,102 40	22,503	7,948	1,667 20
	Total fish oil. . . . . "	250,746	84,619	5,406 08	210,918	71,668	4,119 50

\* From Newfoundland.



## SESSIONAL PAPER No. 10

into and Exports from Canada, &c.—*Continued.*

IMPORTS.					EXPORTS.				
Value.					Value.				
1903.	1904.	1905.	1906.	1907 (9 mos.)	1903.	1904.	1905.	1906.	1907 (9 mos.)
\$	\$	\$	\$	\$	\$	\$	\$	\$	\$
60,237	63,625	57,586	68,403	42,846					
131,930	140,374	124,636	127,048	111,873	11,103	12,737	11,790	16,915	3,856
527,949	526,685	512,329	601,791	633,440	434,021	367,150	306,929	301,072	251,394
87,722	101,992	106,183	106,777	79,695					
8,808	10,887	9,326	8,082	7,499					
96,530	112,879	115,509	114,859	87,194					
4,508	4,344	4,267	10,422	8,285					
1,278,512	1,556,310	837,283	808,597	532,952	980	795	6,500	3,612	3,965
136,092	275,515	3,771	1,405	1,214	1,488	3,508	4,056	4,629	143
	31,220	897,642	667,172	469,730					
				86,078					
67,480	100,176	98,567	181,929	183,682					
1,725	3,646	2,768	1,597	1,189					
1,488,323	1,971,211	1,841,298	1,671,122	1,283,130	2,468	4,303	10,556	8,241	4,108
35,337	69,803	46,016	33,959	31,457	35,498	44,865	39,663	34,070	26,761
152	2,945	85	1,059	2,452					
5,628	6,061	11,462	14,538	6,498					
32,690	35,109	32,944	13,431	16,884	7,136	1,544		4,572	22,694
		4,309							
1,950	3,264	2,291	2,361	2,201			307	66,408	97,462
6,080	10,443	22,474	10,196	3,467	11,380	1,021	3,445	6,863	5,613
9,504	5,239	8,001	10,512	7,948					
91,251	132,864	127,582	86,047	70,817	54,014	47,430	43,415	111,913	152,530

7-8 EDWARD VII., A. 1908

## No. 11.—ITEMIZED STATEMENT showing the Values of Imports

ARTICLES.		ENTERED FOR HOME CONSUMPTION.					
		1906.			1907 (9 mos.)		
		Quantity.	Value.	Duty.	Quantity.	Value.	Duty.
			\$	\$ cts.		\$	\$ cts.
Oils— <i>Con.</i>							
Animal oils—							
1	Lard oil..... Galls.	12,600	6,337	1,584 25	13,623	5,060	1,265 00
2	Neat's-foot..... "	23,313	17,737	4,432 33	15,434	11,398	2,842 80
3	Other animal oil, N.E.S..... "	5,444	2,612	521 00	3,119	1,558	311 60
Vegetable oils—							
4	Castor..... "	91,509	42,904	5,914 22	53,314	27,234	3,826 13
5	Cocoa-nut and palm in their natural state..... "	259,329	155,183	.....	160,182	123,590	.....
6	Cotton seed oil, crude..... "	1,100,664	319,816	63,433 94	996,143	383,657	76,336 13
7	" refined for canning fish..... "	6,072	1,972	.....	2,288	1,146	.....
8	Cotton seed oil, for the manufacture of liquid annatto, O.C..... "	7,789	2,574	.....	1,812	809	.....
9	Flaxseed or linseed, raw or boiled..... "	1,170,012	438,937	77,945 19	.....	190,243	35,669 09
10	Olive oil, N.E.S..... "	69,059	74,873	14,099 47	64,974	66,377	12,437 31
11	Olive oil for manufacturing purposes..... "	26,475	13,219	.....	31,532	16,759	.....
12	Palm oil bleached for use as material in Canadian manufactures..... "	160	101	.....	.....	.....	.....
13	Peppermint..... Lbs.	.....	.....	.....	1,173	2,705	540 00
14	Rosin oil..... "	.....	34,781	.....	.....	38,961	.....
15	Sesame seed oil..... Galls.	652	443	110 75	777	455	113 75
16	Vegetable oil, N.E.S..... "	94,045	51,729	10,045 40	79,399	47,423	9,039 59
17	Lubricating oils, composed wholly or in part of petroleum, costing less than 25 cents per imperial gallon..... "	1,907,029	248,938	47,676 19	1,902,702	248,200	47,567 15
18	All other lubricating oils, N.E.S..... "	339,144	127,765	25,106 82	447,839	98,393	19,318 03
19	Essential oils..... Lbs.	161,673	129,646	12,992 78	131,792	117,790	11,778 93
20	All other oils, N.E.S..... Galls.	57,187	24,710	4,867 55	44,270	18,090	3,544 99
Total animal, vegetable and lubricating oils.....		.....	1,694,277	268,729 89	.....	1,399,848	224,590 50
Total oils.....		.....	3,448,557	546,857 74	.....	2,797,940	440,843 93
21	Oil cake and meal, cotton seed cake and meal, palm nut cake and meal..... Cwt.	20,611	26,784	.....	25,658	34,179	.....
22	Oiled silk and cloth, and tape or other textile, India-rubbered, flocked or coated, N.O.P.....	.....	177,442	51,336 00	.....	205,567	57,676
23	Oil cloth, enamelled, carriage, floor, shelf and table oil cloth, cork matting or carpets and linoleum..... Sq. yds.	2,482,437	737,646	150,544 80	2,422,687	731,131	150,875 25
Total oil cloth, &c.....		.....	915,088	201,880 80	.....	936,698	208,551 65
Optical and philosophical instruments, &c.—							
24	Optical, philosophical, photographic and mathematical instruments, N.E.S.....	.....	291,303	71,605 35	.....	216,970	53,552 94

## SESSIONAL PAPER No. 10

into and Exports from Canada, &c.—*Continued.*

IMPORTS.					EXPORTS.				
Value.					Value.				
1903.	1904.	1905.	1906.	1907 (9 mos.)	1903.	1904.	1905.	1906.	1907 (9 mos.)
\$	\$	\$	\$	\$	\$	\$	\$	\$	\$
4,026	4,072	6,405	6,420	5,451	.....	28	.....	23	.....
11,492	9,940	12,572	17,737	11,331	.....	1,268	516	.....	.....
1,937	514	902	2,632	1,548	.....	.....	.....	.....	.....
52,743	35,012	21,468	42,762	27,322	.....	.....	.....	.....	.....
181,491	141,094	144,441	155,183	123,590	.....	.....	.....	.....	.....
366,048	253,337	213,555	320,575	383,440	.....	.....	.....	.....	.....
1,723	4,425	98	1,972	1,146	.....	.....	.....	.....	.....
6,112	1,937	1,324	2,574	809	.....	.....	.....	.....	.....
304,679	281,301	588,355	444,437	190,395	.....	.....	.....	.....	.....
46,454	51,758	59,052	75,869	68,603	.....	.....	.....	.....	.....
18,000	16,389	11,171	13,219	16,759	.....	.....	.....	.....	.....
.....	.....	.....	101	.....	.....	.....	.....	.....	.....
.....	.....	.....	.....	2,705	.....	.....	.....	.....	.....
10,939	12,442	20,902	34,781	38,961	.....	.....	.....	.....	.....
942	583	749	443	455	.....	.....	.....	.....	.....
38,234	33,860	36,545	52,120	49,099	.....	.....	.....	.....	.....
196,007	248,317	210,429	250,018	248,855	.....	.....	.....	.....	.....
111,622	131,784	121,711	144,504	108,632	.....	.....	.....	.....	.....
104,740	120,686	122,961	129,880	117,619	.....	.....	.....	.....	.....
31,160	26,868	20,905	24,898	19,007	59,444	61,381	55,991	106,187	44,980
1,483,349	1,374,319	1,593,485	1,720,125	1,415,718	59,444	62,677	56,507	106,210	44,980
3,067,923	3,478,394	3,565,365	3,477,294	2,769,665	115,926	114,410	110,478	226,364	201,618
38,879	41,310	46,991	26,784	34,179	289,945	286,254	101,641	289,591	333,225
88,547	140,981	154,886	177,300	203,551	.....	.....	.....	.....	.....
475,386	590,602	618,115	735,806	731,046	.....	.....	.....	.....	.....
563,933	731,583	773,001	913,106	934,597	.....	.....	.....	.....	.....
193,144	199,564	249,573	293,130	222,519	.....	.....	.....	.....	.....

7-8 EDWARD VII., A. 1908

## No. 11.—ITEMIZED STATEMENT showing the Values of Imports

ARTICLES.	ENTERED FOR HOME CONSUMPTION.					
	1906.			1907 (9 mos.)		
	Quantity.	Value.	Duty.	Quantity.	Value.	Duty.
Optical and philosophical instruments, &c.— <i>Con.</i>		\$	\$ cts.		\$	\$ cts.
1 Philosophical and scientific apparatus, utensils, instruments and preparations, including boxes and bottles containing the same, of a class or kind not manufactured in Canada, when specially imported in good faith for use and by order of any society or institution incorporated or established solely for religious, philosophical, educational, scientific or literary purposes, or for the encouragement of the fine arts, or for the use or by order of any college, academy, school or seminary of learning in Canada, and not for sale.....		66,658			61,767	
2 Spectacles and eye-glasses.....		15,285	4,610 50		14,337	4,320 90
3 Spectacles and eye-glasses, frames, and metal parts thereof.....		46,957	9,395 14		39,584	7,916 80
Total optical and philosophical instruments, &c.....		120,203	85,610 99		332,658	65,790 64
4 Packages.....		932,197	182,079 32		1,036,440	208,386 11
5 Parcels and packages, usual coverings (except receptacles capable of holding liquids containing goods subject to specific duty only) <i>free</i> .....					2,672	
6 Parcels and packages, post office, <i>dutiable</i> .....		607,752	147,204 69		474,614	115,650 64
7 Parcels and packages, postal prepaid. Duty received by Customs from Post Office Department.....		18,399	3,680 15		20,461	4,092 06
8 Parcels and packages of small value by express.....		1,065,380	278,175 57		847,802	222,182 80
Total parcels, post office, &c.....		1,691,531	429,060 41		1,345,549	341,925 50
9 Paintings for exhibition.....						
10 Paintings, drawings, photographs, chromos, chromotypes, artotypes, oleographs, pictures, engravings or prints, or proofs therefrom, and similar works of art, N.O.P.; blue prints and building plans.....		551,755	111,841 29		571,551	127,543 80
11 Paintings in oil or water colours by artists of well-known merit, or copies of the old masters by such artists.....		827,725			370,534	

## SESSIONAL PAPER No. 10

into and Exports from Canada, &c.—*Continued.*

IMPORTS.					EXPORTS.				
Value.					Value.				
1903.	1904.	1905.	1906.	1907 (9 mos.)	1903.	1904.	1905.	1906.	1907 (9 mos.)
£	£	£	£	£	£	£	£	£	£
46,886	52,653	59,551	66,658	61,767					
9,196	12,888	13,931	15,279	14,336					
55,674	53,051	44,070	46,957	39,584					
304,900	318,156	367,125	422,024	338,206					
781,731	877,714	843,521	945,737	1,044,693					
				234					
554,770	577,383	596,081	607,752	474,614					
3,191	7,195	14,119	18,399	20,461					
877,301	911,791	995,785	1,065,380	847,759					
1,435,262	1,496,369	1,695,985	1,691,531	1,343,068					
			114,200						
304,190	331,593	425,945	606,475	572,882	*	*	*	*	*
411,199	300,353	632,886	827,725	370,534				97,772	331,735

\* For export of photographs see under books.



No. 11.—ITEMIZED STATEMENT showing the Values of Imports

ARTICLES.		ENTERED FOR HOME CONSUMPTION.					
		1906.			1907 (9 mos.)		
		Quantity.	Value.	Duty.	Quantity.	Value.	Duty.
			\$	\$ cts.		\$	\$ cts.
1	Paintings in oil or water colours, the productions of Canadian artists .....		713			1,748	
2	Paintings, oil or water pastels, duty not to exceed \$50 .....					10,012	847 89
	Total paintings.....		1,380,193	111,841 29		953,845	128,391 69
	Paints and colours:—						
3	Blanc fixe and satin white .... Lbs.	404,026	4,728		560,284	6,408	
4	Brocade and bronze powders. ....		42,429	12,952 77		32,433	10,024 49
5	Gold liquid paints.....		616,824			561,177	26,548
6	Colours, dry, N.O.P. .... Lbs.	2,403,755	138,548	24,825 09	1,858,052	115,764	23,835 04
7	Lampblack and ivory black. .. "		31,006			26,548	
8	Lead, white, ground in oil.... "	270,920	12,533	3,027 98	222,110	11,596	2,912 50
9	" " dry..... "	8,248,057	336,142	46,584 08	4,856,850	234,127	48,199 80
10	" red dry, and orange mineral .. "	1,893,914	68,769	3,142 79	677,551	36,036	1,621 61
					200,115	8,550	
11	Zinc, white .. .. . "	4,904,314	198,063	9,993 89	3,812,103	174,051	9,013 42
12	Litharge..... Cwt.	10,165	39,836		11,311	49,183	
13	Metallic colours, viz.: oxide of cobalt, copper and tin, N.E.S. Lbs.	214,020	65,927			65,589	
14	Liquid fillers, anti-corrosive and anti-fouling paints, and ground and liquid paints, N.O.P..... "	4,732,911	275,703	64,787 30	3,486,324	199,262	48,613 59
15	Ochres, ochrey earths, siennas and umbers .. .. . "	1,762,682	23,790	4,489 89	1,256,546	15,194	2,688 35
16	Oxides, fireproofs, rough stuffs, fillers. .... "	2,558,848	33,607	7,292 00	1,909,088	40,640	8,947 39
17	Paris green, dry .. .. . "	156,748	34,658	2,314 57	39,014	11,835	772 24
18	Paints and colours ground in spirits; and all spirit varnishes and lacquers..... Galls.	849	2,765	941 73	844	2,353	864 05
19	Putty..... Lbs.	246,980	3,862	765 69	225,835	3,624	711 84
20	Ultramarine blue, dry or in pulp..... Lbs.	378,656	22,185		275,258	16,403	
21	Whiting, or whitening, gilders' whiting and Paris white.... Cwt.	160,630	44,876		128,018	33,453	
	Total paints and colours.....		1,380,427	183,027 78		1,087,829	158,204 32
	Paper and manufactures of—						
22	Album insides, made of paper.....		37			172	
23	Matrix paper adapted for use in printing.....					1,821	
24	Paper, photographic, plain basic, baryta coated, for albumenizing or sensitizing when imported by manufacturers of sensitized paper.....		22,404			19,376	
25	Paper tubes and cones, when imported by manufacturers of cotton yarns or fabrics, to be used in winding yarns thereon, O.C.....		5,530			6,786	

## SESSIONAL PAPER No. 10

into and Exports from Canada, &c.—*Continued.*

IMPORTS.					EXPORTS.				
Value.					Value.				
1903.	1904.	1905.	1906.	1907 (9 mos.)	1903.	1904.	1905.	1906.	1907 (9 mos.)
\$	\$	\$	\$	\$	\$	\$	\$	\$	\$
1,939	1,959	1,838	713	1,748	.....	.....	.....	.....	..... 1
.....	.....	.....	.....	10,012	.....	.....	.....	.....	..... 2
717,328	633,905	1,060,669	1,549,113	955,176	.....	.....	.....	97,772	331,735
.....	.....	.....	.....	.....	.....	.....	.....	.....	.....
3,142	1,698	2,627	4,728	6,408	.....	.....	.....	.....	..... 3
61,633	53,335	54,776	42,414	32,413	.....	.....	.....	.....	..... 4
91,083	109,287	123,898	139,709	115,622	.....	.....	.....	.....	..... 5
25,670	26,569	26,410	31,006	26,548	.....	.....	.....	.....	..... 6
.....	.....	.....	12,533	12,198	.....	.....	.....	.....	..... 7
.....	.....	.....	.....	.....	.....	.....	.....	.....	..... 8
759,459	666,365	791,106	336,142	269,861	.....	.....	.....	.....	..... 9
			68,769	36,056	.....	.....	.....	.....	..... 10
			198,063	8,850	.....	.....	.....	.....	..... 11
47,761	32,633	57,736	39,836	174,051	.....	.....	.....	.....	..... 12
20,062	24,819	59,739	66,927	4,460	.....	.....	.....	.....	..... 13
.....	.....	.....	.....	49,183	.....	.....	.....	.....	.....
210,261	208,535	250,432	276,741	65,589	.....	.....	.....	.....	..... 14
13,278	13,303	14,049	23,790	15,194	10,454	8,206	8,294	6,718	537 15
28,965	23,838	21,524	33,604	41,601	.....	.....	.....	.....	..... 16
48,259	36,524	13,779	34,658	11,835	.....	.....	.....	.....	..... 17
.....	.....	.....	.....	.....	.....	.....	.....	.....	.....
1,618	2,683	2,594	2,765	2,353	.....	.....	.....	.....	..... 18
3,035	3,976	4,471	3,862	3,692	.....	.....	.....	.....	..... 19
21,557	20,824	23,544	22,185	16,403	.....	.....	.....	.....	..... 20
39,867	42,507	51,215	44,876	33,453	.....	.....	.....	.....	..... 21
1,375,650	1,266,896	1,497,900	1,382,608	1,125,264	10,454	8,206	8,294	6,718	537
.....	.....	.....	.....	.....	.....	.....	.....	.....	.....
.....	26	5	37	172	.....	.....	.....	.....	..... 22
.....	.....	.....	.....	1,821	.....	.....	.....	.....	..... 23
.....	.....	.....	.....	.....	.....	.....	.....	.....	.....
.....	120	7,378	22,404	19,376	.....	.....	.....	.....	..... 24
.....	.....	.....	.....	.....	.....	.....	.....	.....	.....
.....	2,854	5,483	5,530	6,786	.....	.....	.....	.....	.....

7-8 EDWARD VII., A. 1908

## No. 11.—ITEMIZED STATEMENT showing the Values of Imports

ARTICLES.		ENTERED FOR HOME CONSUMPTION.					
		1906.			1907 (9 mos.)		
		Quantity.	Value.	Duty.	Quantity.	Value.	Duty.
			\$	\$ cts.		\$	\$ cts.
Paper and manufactures of— <i>Con.</i>							
1	Albumenized and other papers and films chemically prepared for photographer's use		124,760	36,145 40		69,664	19,645 20
2	Bags or sacks, printed or not		33,626	8,456 78		20,551	5,360 18
3	Cards for playing	Packs 589,491	67,345	30,652 68	522,554	64,787	29,198 43
4	Calendered, including writing and note paper, ruled						
5	Cardboard, pasteboard, in sheets or cut to sizes, N.E.S.		79,503	27,016 46		50,595	15,308 22
6	Envelopes	M. 69,823	64,155	20,948 32	62,366	52,712	17,155 47
7	Pads not printed, papier maché ware, N.O.P., and manufactures of paper, N.E.S.		741,631	250,301 38		649,544	218,370 38
8	Hangings or wall paper, including borders	Rolls 2,377,813	217,803	74,709 77	1,402,308	164,564	56,055 06
9	Leather board and leatheroid and manufactures of		36,028	8,998 50		29,552	7,381 60
10	Mill board, not straw board		44,780	4,424 76		42,492	6,614 57
11	Paper, felt or straw board		239,019	59,621 08		192,919	48,195 89
12	Patterns, boot and shoe, manufactures of paper					650	97 50
13	Printing paper, costing not more than 2½c. per lb.	Lbs. 244,638	5,594	839 10	254,951	5,235	785 25
14	Printing paper, N.E.S.	" 8,517,857	515,555	117,278 11	6,086,076	397,923	88,385 92
15	Ruled, border and coated papers, and papeteries and boxed papers		213,145	70,121 43		177,600	57,514 32
16	Straw board in sheets or rolls	Lbs. 424,264	8,631	2,157 75	318,886	5,758	1,439 50
17	Union collar cloth paper, in rolls or sheets, not glossed or finished		1,108	166 20		1,107	166 05
18	Union collar cloth paper, in rolls or sheets, glossed or finished		400	87 54		429	87 67
19	Window blinds of paper of all kinds		376	95 55		164	57 40
20	Wrapping paper	Lbs. 1,829,559	62,233	14,725 58	1,407,158	52,700	12,484 51
21	All other kinds, N.E.S.		692,466	160,875 95		637,409	148,585 09
Total paper and manufactures of			3,176,129	887,622 34		2,644,510	732,888 21
22	Pearl, mother of, unmanufactured		3,909			3,741	
23	Pencils, lead, in wood or otherwise		175,884	47,386 26		145,735	41,655 88
24	Pens, penholders and rulers of all kinds		180,203	42,052 21		155,082	37,523 09
Perfumery, pomades, &c., viz.:—							
25	Hair oil, tooth and other powder, washes, pomatum, pastes, and all other perfume preparations, N.O.P., used for the hair, mouth or skin		122,798	35,493 40		113,089	34,834 47

## SESSIONAL PAPER No. 10

into and Exports from Canada, &c.—*Continued.*

IMPORTS.					EXPORTS.				
Value.					Value.				
1903.	1904.	1905.	1906.	1907 (9 mos.)	1903.	1904.	1905.	1906.	1907 (9 mos.)
\$	\$	\$	\$	\$	\$	\$	\$	\$	\$
98,553	110,865	128,672	124,794	69,664	.....	.....	.....	.....	1
28,147	47,843	53,939	33,622	20,551	.....	.....	.....	.....	2
42,874	65,386	60,267	67,179	64,773	.....	.....	.....	.....	3
.....	.....	.....	.....	.....	.....	.....	.....	.....	4
40,698	60,300	82,587	79,526	50,725	.....	.....	.....	.....	5
35,632	67,008	75,892	64,786	52,825	.....	.....	.....	.....	6
.....	.....	.....	.....	.....	.....	.....	.....	.....	7
479,241	657,027	723,707	743,934	649,040	.....	.....	.....	.....	8
217,734	188,330	196,596	217,207	159,563	44,088	49,862	28,837	38,267	20,637
18,287	23,636	23,618	36,028	29,504	.....	.....	.....	.....	9
28,598	35,575	41,977	44,780	42,410	.....	.....	.....	.....	10
86,025	101,330	156,098	238,923	194,033	.....	.....	.....	.....	11
.....	.....	.....	.....	650	.....	.....	.....	.....	12
4,380	1,202	1,484	5,594	5,235	.....	.....	.....	.....	13
348,825	435,693	520,212	515,796	399,921	.....	.....	.....	.....	14
.....	.....	.....	.....	.....	.....	.....	.....	.....	15
131,286	154,707	181,756	212,695	177,600	.....	.....	.....	.....	16
7,428	11,217	12,514	8,631	5,758	.....	.....	.....	.....	17
1,921	1,248	1,683	1,108	1,107	.....	.....	.....	.....	18
175	138	180	400	429	.....	.....	.....	.....	19
2,119	235	605	376	164	.....	.....	.....	.....	20
30,871	47,813	52,017	61,644	52,718	.....	.....	.....	.....	21
517,458	611,766	636,756	691,961	636,104	849,519	1,097,212	1,782,413	1,989,353	1,663,370
2,120,252	2,624,319	2,963,426	3,176,955	2,640,929	893,607	1,147,074	1,811,250	2,027,620	1,684,007
.....	.....	.....	.....	.....	.....	.....	.....	.....	22
29,258	38,428	4,993	3,909	3,741	.....	.....	.....	.....	23
125,036	153,598	172,871	175,747	145,661	.....	.....	.....	.....	24
112,097	133,407	160,325	180,203	155,100	.....	.....	.....	.....	25
.....	.....	.....	.....	.....	.....	.....	.....	.....	26
76,439	95,612	100,261	122,454	113,844	.....	.....	.....	.....	27

7-8 EDWARD VII., A. 1908

## No. 11.—ITEMIZED STATEMENT showing the Values of Imports

ARTICLES.		ENTERED FOR HOME CONSUMPTION.					
		1906.			1907 (9 mos.)		
		Quantity.	Value.	Duty.	Quantity.	Value.	Duty.
			\$	\$ cts.		\$	\$ cts.
1	Perfumery, &c.— <i>Con.</i>						
	Perfumes and perfumed spirits, bay rum, cologne and lavender water, hair, tooth and skin washes, and other toilet preparations containing spirits of any kind, in bottles or flasks weighing not more than four ounces each. . . . .	Galls. 3,996	55,039	28,064 46	3,139	49,158	25,115 48
2	Perfumes and perfumed spirits, bay rum, cologne and lavender water, hair, tooth and skin washes, and other toilet preparations containing spirits of any kind, in bottles, flasks or other packages weighing more than four ounces each. . . . .	" 3,481	53,464	29,903 71	3,263	51,090	28,354 00
3	Pomades, French or flower odours, &c., imported in tins of not less than ten pounds each. . . . .	Lbs. 4,434	5,856	878 40	3,499	4,552	682 80
4	" " all other. . . . .	" 62	65	19 20	613	532	177 55
	Total perfumes, pomades, &c. . . . .		237,222	94,859 17		218,421	89,164 30
5	Photographic dry plates . . . . .		57,609	16,143 20		40,979	11,408 50
6	Picture and photograph frames of any material. . . . .		99,333	29,942 70		73,447	22,190 20
	Pickles and sauces—						
7	Olives in brine . . . . .	Galls. . . . .			9,651	7,022	2,044 00
8	Pickles in bottles, jars or similar vessels. . . . .	" 230,077	202,522	53,228 72	173,574	153,742	39,105 36
9	Pickles, in bulk . . . . .	" 103,328	29,977	10,407 27	75,272	23,578	8,162 93
10	Sauces and catsups, in bottles. . . . .	" 86,550	109,615	29,901 38	65,585	86,509	24,414 69
11	" " bulk. . . . .	" 29,400	8,173	2,738 34	22,604	6,893	2,302 83
12	Soy . . . . .	" 29,179	6,872	2,405 20	26,067	5,493	1,921 73
	Total pickles and sauces . . . . .	" 478,534	357,159	98,680 91	372,753	283,237	77,951 54
	Plants and trees, viz.:—						
13	Berry bushes, grape vines, shade and lawn trees (exports). . . . .						
	Florists' stock, viz.:						
14	Azaleas, rhododendrons, pot grown lilacs, rose stock and other stock for grafting, seedling carnation stock, araucaria, bulbs, corms, tubers, rhizomes and dormant roots, N.O.P. . . . .		108,712			105,932	
15	Palms, ferns, rubber plants (ficus), gladiolus, cannas, dahlias and peonies . . . . .					3,771	931 65
16	Fruit, shade, lawn and ornamental trees, shrubs and plants, N.E.S. . . . .		61,853	12,278 48		32,384	6,418 76



## SESSIONAL PAPER No. 10

into and Exports from Canada, &c.—*Continued.*

IMPORTS.					EXPORTS.				
Value.					Value.				
1903.	1904.	1905.	1906.	1907 (9 mos.)	1903.	1904.	1905.	1906.	1907 (9 mos.)
£	£	£	£	£	£	£	£	£	£
47,566	56,131	49,467	54,103	49,423					
41,662	54,588	47,178	53,396	51,122					
5,997 157	7,421 94	5,884 179	5,856 65	4,552 532					
170,921	213,846	202,969	235,874	219,473					
44,558	51,844	54,071	57,242	40,979					
84,624	82,095	88,485	101,105	74,532					
				6,460					
187,220	216,505	195,479	204,145	152,963					
32,676	35,223	26,349	30,621	23,106					
80,531	104,725	103,827	116,928	88,073					
6,933	8,343	5,520	7,264	8,148					
6,154	6,488	7,284	6,869	5,493					
313,514	371,284	338,459	365,827	234,243					
					7,170	10,508	14,991	10,381	4,881
82,511	91,693	100,004	108,712	105,932					
				3,932					
39,046	42,912	53,346	61,853	22,384					

7-8 EDWARD VII., A. 1908

## No. 11.—ITEMIZED STATEMENT showing the Values of Imports

ENTERED FOR HOME CONSUMPTION.							
ARTICLES.		1906.			1907 (9 mos.)		
		Quantity.	Value.	Duty.	Quantity.	Value.	Duty.
			\$	\$ cts.		\$	\$ cts.
Plants and trees— <i>Con.</i>							
1	Trees, N.E.S.	No.	3,146			2,132	
2	Currant bushes	"	57,869	1,208	241 60	14,069	340 65 00
3	Gooseberry bushes.	"	59,556	1,537	297 87	27,404	1,260 191 86
4	Grape vines.	"	58,145	781	156 20		
5	Raspberry bushes	"	180,841	1,056	206 74	29,797	274 54 80
6	Rose bushes.	"	43,319	4,353	824 70	40,166	3,325 668 00
7	Apple trees	"	203,518	15,105	6,096 26	73,387	5,473 2,201 61
8	Cherry trees.	"	48,849	8,004	1,465 36	24,635	4,107 739 05
9	Peach trees.	"	210,070	11,926	6,302 10	62,012	3,601 1,860 36
10	Pear trees.	"	11,962	1,082	358 86	4,262	527 127 86
11	Plum trees.	"	45,769	4,665	1,373 07	15,445	1,253 463 35
12	Quince trees.	"	643	101	19 29	740	82 22 20
13	Seeding stock for grafting, viz., plum, pear, peach and other fruit trees		5,723			5,824	
Total plants and trees			229,252	29,620 53		170,285	13,747 50
Plaster of Paris ( <i>See</i> under stones and manufactures of, N.E.S.).							
14	Plates, engraved on wood, steel or on other metal and transfers taken from the same, including engraver's plates, of steel polished, engraved or for engraving thereon.		14,887	2,982 47		15,913	3,169 85
15	Pocket books, and purses, retic- ules and musical instrument cases		202,961	59,566 60		169,233	52,957 60
16	Polish or composition, knife and other, N.O.P.		67,674	16,691 20		62,683	15,902 45
Precious stones, N.E.S., polished but not set, pierced or other- wise manufactured, and imita- tions thereof.							
17	Precious stones in the rough		85,877	8,290 79		230,361	14,549 33
18	Diamonds unset or diamond dust, or bort and black diamonds for borers.		305,913			63,565	
19	Diamond drills for prospecting for minerals, not to include motive power	No.	26	40,620	7	21,681	
Total precious stones, &c			1,642,165	8,290 79		1,240,019	19,798 43
Prizes : cups and other prizes won in competition.							
Provisions not otherwise spe- cified :—							
22	Butter.	Lbs.	143,451	34,944 5,232 63	276,130	69,216	10,450 19
23	Cheese.	"	368,631	65,309 10,923 59	362,111	72,934	10,762 18
24	Eggs	Doz.	462,669	88,937 13,880 07	661,104	143,184	19,833 12
25	Egg yolk.		6,240			809	
26	Lard.	Lbs.	7,529,623	644,967 150,589 64	6,043,411	581,301	120,674 12

## SESSIONAL PAPER No. 10

into and Exports from Canada, &c.—*Continued.*

IMPORTS.					EXPORTS.				
Value.					Value.				
1903.	1904.	1905.	1906.	1907 (9 mos.)	1903.	1904.	1905.	1906.	1907 (9 mos.)
\$	\$	\$	\$	\$	\$	\$	\$	\$	\$
1,370	925	1,561	3,146	2,132	.....	.....	.....	.....	..... 1
81	142	358	1,298	340	.....	.....	.....	.....	..... 2
289	690	891	1,537	1,260	.....	.....	.....	.....	..... 3
359	704	475	781	.....	.....	.....	.....	.....	..... 4
412	37	822	1,056	274	.....	.....	.....	.....	..... 5
2,057	2,879	2,507	4,353	3,325	.....	.....	.....	.....	..... 6
8,737	9,833	11,411	15,195	5,473	.....	.....	.....	.....	..... 7
1,476	2,558	2,912	8,004	4,107	.....	.....	.....	.....	..... 8
2,101	1,305	3,779	11,926	3,601	.....	.....	.....	.....	..... 9
391	1,070	438	1,082	527	.....	.....	.....	.....	..... 10
1,365	2,539	1,967	4,665	1,253	.....	.....	.....	.....	..... 11
65	128	153	101	82	.....	.....	.....	.....	..... 12
5,856	6,619	10,613	5,723	5,824	.....	.....	.....	.....	..... 13
146,116	164,034	191,147	229,252	170,446	7,170	10,508	14,991	10,381	4,881
8,374	6,923	12,015	14,887	15,913	.....	.....	.....	.....	..... 14
173,642	189,030	208,808	203,061	170,414	.....	.....	.....	.....	..... 15
61,317	61,380	62,062	68,459	63,434	.....	.....	.....	.....	..... 16
102,233	92,386	82,215	85,877	230,361	.....	.....	.....	.....	..... 17
246,294	260,107	166,274	305,913	63,565	.....	.....	.....	.....	..... 18
884,954	853,944	1,239,987	1,209,755	( 104,982 ) ( 819,430 )	.....	.....	.....	.....	..... 19
21,858	11,077	13,688	40,620	21,681	.....	.....	.....	.....	..... 20
1,254,439	1,217,514	1,502,164	1,642,165	1,240,019	.....	.....	.....	.....	.....
2,058	3,346	1,924	2,166	3,693	.....	.....	.....	.....	..... 21
141,146	150,949	132,954	64,519	157,052	6,958,906	4,735,653	5,972,366	7,085,019	4,116,228
132,374	104,214	59,485	83,324	129,980	24,776,406	24,224,470	20,318,673	24,441,664	22,028,281
122,960	203,492	74,107	94,232	144,630	1,441,254	1,062,123	727,188	502,033	557,972
3,189	3,330	6,470	6,240	809	.....	.....	.....	.....	..... 25
40,341	67,917	100,737	653,044	590,106	236,294	48,031	113,876	13,511	20,647

7-8 EDWARD VII., A. 1908

## No. 11.—ITEMIZED STATEMENT showing the Values of Imports

ARTICLES.		ENTERED FOR HOME CONSUMPTION.					
		1906.			1907 (9 mos.)		
		Quantity.	Value.	Duty.	Quantity.	Value.	Duty.
			\$	\$ cts.		\$	\$ cts.
1	Provisions— <i>Con.</i>						
	Lard compound and similar substances, cottolene and animal stearine of all kinds, N.E.S. .... Lbs.	428,837	33,106	7,222 08	219,563	18,883	4,258 73
	Meats, viz.:—						
2	Bacon .....	7,083,142	776,442	141,640 88	5,176,202	645,667	103,467 68
3	Hams, including shoulders and sides for import .....						
4	Beef, salted in barrels .....						
5	Canned meats, canned poultry and game .....	753,008	92,586	22,744 71	287,450	39,376	9,619 41
6	Extracts of meats and fluid beef, not medicated and soups .....		87,073	21,256 23		50,337	11,717 28
7	Mutton and lamb, fresh .....	403,242	21,362	7,476 70	1,036,289	49,247	25,781 45
8	Pork, barrelled in brine .....	10,726,109	785,905	214,522 18	7,675,498	622,115	153,509 96
9	Poultry and game, N.O.P. ....		39,791	7,943 34		40,930	8,130 52
10	Dried or smoked meats, and meats preserved in any other way than salted or pickled, N.E.S. .... Lbs.	1,433,917	161,838	28,673 34	1,116,968	147,816	22,333 11
11	Other meats, fresh .....		28,044	7,382 82		20,584	5,093 76
12	Other meats, salted, N.E.S. ....	578,340	50,338	11,566 64	473,426	52,645	9,468 52
13	Tongues (exports) .....						
	Total provisions .....		3,028,744	698,545 15		2,647,249	560,491 11
14	Pumice and pumice stone, ground and unground .....		9,053			5,745	
15	Quills in their natural state or unplumed .....		2,461			360	
16	Rags of cotton, linen, jute and hemp, woollen, paper waste or clippings, or waste of any kind, except mineral .....		361,722			314,690	
17	Regalia and badges .....		11,422	3,773 40		9,510	3,103 32
18	Rennet, raw and prepared .....		65,294			38,764	
19	Resin or rosin, in packages of not less than 100 lbs. .... Cwt.	188,752	349,115		144,749	288,616	
20	Ribbons .....		1,150,332	408,404 57		1,141,276	405,459 73
21	Rugs, railway or travelling and lap dusters of all kinds .....		51,578	11,959 70		26,414	5,861 10
22	Saddle trees and stirrups of wood (Mexican) .....		9,438			8,418	
23	Sails for boats and ships .....		2,696	622 17		2,245	517 95
24	Salt, coarse, N.E.S. .... Lbs.	14,900,108	33,627	7,450 06	12,231,955	25,309	6,115 98
25	Salt, fine, in bulk .....		2,797,950	7,983	1,398 98	3,340,990	7,732
26	Salt, N.E.S., in bags, barrels and other packages .....		3,668,006	18,195	2,751 17	6,261,490	25,512
27	Salt, imported from the United Kingdom or any British possession, or imported for the use of the sea or gulf fisheries .....		203,080,000	352,214		139,459,900	240,841
	Total salt .....		224,446,064	412,019	11,600 21	161,294,335	299,394
							12,486 74

SESSIONAL PAPER No. 10

into and Exports from Canada, &c.—*Continued.*

IMPORTS.					EXPORTS.				
Value.					Value.				
1903.	1904.	1905.	1906.	1907 (9 mos.)	1903.	1904.	1905.	1906.	1907 (9 mos.)
\$	\$	\$	\$	\$	\$	\$	\$	\$	\$
2,823	5,190	6,014	35,795	20,719					
414,414	441,003	502,147	783,516	652,602	15,456,236	12,611,788	12,222,423	11,815,006	9,019,582
121,249	123,634	84,643	160,949	132,747	455,908	425,731	335,652	421,891	204,401
110,023	146,556	110,081	99,085	42,297	218,314	268,606	121,438	225,781	116,679
78,976	108,094	82,738	85,223	51,881					
4,652	9,705	11,201	19,558	50,689	8,223	9,276	13,387	11,006	5,833
515,704	419,067	363,253	821,653	641,768	134,818	461,055	208,140	75,337	59,978
65,351	53,850	44,534	39,593	42,737	163,776	143,831	122,571	118,457	81,426
54,590	76,790	71,787	162,385	144,052	619,911	2,350,316	3,546,050	1,369,261	413,112
32,158	41,114	32,983	29,665	21,687					
15,030	12,608	11,489	50,953	52,588	92,582	126,250	118,790	175,046	133,585
					6,764	5,002	4,106	3,126	1,625
1,855,010	1,967,513	1,694,623	3,189,704	2,876,344	50,569,442	46,472,132	43,824,600	46,258,138	36,759,349
6,152	6,537	8,447	9,053	5,745					
1,414	190	702	2,461	360					
295,120	333,815	324,747	361,722	314,690	86,462	145,889	214,357	229,393	184,294
10,168	11,649	10,198	11,422	9,510					
61,451	84,070	65,151	65,294	38,764					
194,292	229,788	259,839	349,115	288,616					
1,093,470	1,059,019	1,098,291	1,157,886	1,130,403					
60,756	79,631	50,956	51,502	26,526					
11,010	13,159	11,010	9,438	8,418					
2,908	1,862	2,103	2,696	2,245	80	40		1,014	258
21,171	23,954	30,950	33,627	25,309					
5,893	5,468	5,328	7,983	7,732					
14,708	44,897	21,854	18,221	25,487	46,054	43,115	51,461	45,692	14,428
361,185	338,082	340,954	352,214	240,841					
402,957	412,401	399,686	412,045	299,369	46,054	43,115	51,461	45,692	14,428



7-8 EDWARD VII., A. 1908

## No. 11.—ITEMIZED STATEMENT showing the Values of Imports

ARTICLES.		ENTERED FOR HOME CONSUMPTION.				
		1906.			1907 (9 mos.)	
		Quantity.	Value.	Duty.	Quantity.	Value.
			\$	\$ cts.		\$ cts.
1	Sand paper, glass, flint and emery paper and emery cloth.....		106,330	26,445 30		97,978 24,424 69
2	Sausage casings, N.E.S.....		83,419	15,213 48		67,155 12,481 48
3	Sausage skins or casings, not cleaned.....		425			1,542
Seeds and bulbous roots, viz.:—						
4	Annato..... Lbs.	5,444	435		5,410	499
5	Beans (seed) from Great Britain ".....	7,785	460		8,057	515
6	Beet and mangolds..... "	560,943	39,503		450,458	32,122
7	Carrot..... "	31,971	5,167		16,393	3,036
8	Clover.....					195,131 18,635 17
9	Grass.....					
10	Flax-seed..... Lbs.	76,949,206	1,647,194		152,331,474	3,351,390
11	Garden, field and other seeds for agricultural or other purposes, N.O.P., when in bulk or in large parcels.....		373,509	37,295 63		412,848 39,899 93
12	Garden, field and other seeds for agricultural or other purposes, N.O.P., when in small papers or parcels.....		6,821	1,515 23		9,391 2,151 33
13	Mustard..... Lbs.	128,935	6,143		49,232	2,335
14	Pease (seed) from Great Britain ".....	107,739	4,263		17,245	1,742
15	Rape seed, sowing..... "	244,402	7,249		159,181	7,968
16	Turnip seed..... "	244,150	18,637		178,948	16,503
17	Other seeds, N.E.S. (exports).....					
18	Bulbous roots, N.O.P.....		14,388	2,858 87		7,567 1,473 45
19	Mushroom spawn.....		980			732
Seeds, aromatic, not edible, and crude, viz.:—						
20	Anise, anise-star, caraway, coriander, cardamon, cummin, fenugreek and fennel. Lbs.	122,843	9,010		188,564	10,433
Total seeds and bulbous roots.....			2,133,759	41,669 73		4,052,212 62,159 88
21	Ships, foreign built, if British registered since Sept. 1, 1902, on applying for Canadian license.....		178,450	44,612 50		120,430 30,107 50
22	Ships and vessels, dredges, scows, yachts, boats and other water-borne craft, built outside of Canada, of any material destined for use or service in Canadian waters..... No.				11	9,695 2,423 75
23	Ships and vessels, repairs on.....		415	103 75		2,285 443 75
Total ships, &c.....			178,865	44,716 25		132,410 32,975 00
24	Signs of any material framed or not, and letters of any material for signs or similar use.....		66,237	19,436 30		51,391 14,717 40
Silk and manufactures of—						
25	Blouses and shirt waists.....		54,872	16,185 31		28,814 8,687 58
26	Bolting cloths, not made up.....		17,593			18,118

## SESSIONAL PAPER No. 10

into and Exports from Canada, &c.—*Continued.*

IMPORTS.					EXPORTS.				
Value.					Value.				
1903.	1904.	1905.	1906.	1907. (9 mos.)	1903.	1904.	1905.	1906.	1907. (9 mos.)
\$	\$	\$	\$	\$	\$	\$	\$	\$	\$
73,086	85,791	85,046	106,330	98,416					1
61,557	77,120	72,423	82,897	68,205					2
7	7	11	425	1,542					3
254	291	848	435	499					4
175	423	290	460	515					5
62,939	49,197	38,169	39,503	32,122					6
6,828	5,565	16,212	5,167	3,036					7
				190,313	881,748	1,337,139	520,451	1,396,805	439,680
					75,559	77,883	66,975	55,865	65,960
1,376,537	548,712	211,585	1,647,194	3,351,390	581,667	128,377	479	955,699	3,592,981
475,322	358,299	453,345	374,974	417,364					11
9,705	8,860	7,749	6,821	9,389					12
2,283	4,391	5,970	6,143	2,335					13
9,103	6,214	3,315	4,263	1,742					14
12,074	6,758	6,078	7,249	7,968					15
27,688	21,894	16,622	18,637	16,503					16
					4,857	13,646	13,740	25,465	48,933
1,064	5,241	18,456	14,388	7,567					17
487	305	478	580	732					18
4,544	5,835	6,583	9,010	10,433					19
1,989,003	1,021,976	785,700	2,135,224	4,051,908	1,543,831	1,557,045	601,645	2,433,834	4,147,554
250,005	65,809	199,868	178,450	120,430					21
					167,507	51,565	78,888	62,670	67,960
				9,695					22
275	394	140	415	2,285					23
250,280	66,203	200,008	178,865	132,410	167,507	51,565	78,888	62,670	67,960
36,225	42,059	50,339	66,233	52,479					24
12,734	18,401	52,002	55,749	28,909					25
14,377	15,359	8,047	17,593	18,118					26

7-8 EDWARD VII., A. 1908

## No. 11.—ITEMIZED STATEMENT showing the Values of Imports

ARTICLES.		ENTERED FOR HOME CONSUMPTION.					
		1906.			1907 (9 mos.)		
		Quantity.	Value.	Duty.	Quantity.	Value.	Duty.
			\$	\$ cts.		\$	\$ cts.
1	Silk and manufactures of— <i>Con.</i>						
2	Fabrics . . . . .		2,882,554	834,411 30		2,398,630	698,702 15
3	Fabrics, when imported by manufacturers of men's neckwear for use exclusively in the manufacture of such goods in their own factories . . . . .		500,938	51,709 39		239,587	24,380 00
4	Fabrics, including satin, imported by manufacturers of burial caskets or burial robes for use in such manufactures . . . . .		17,983	1,932 77		14,179	1,716 41
5	Handkerchiefs . . . . .		129,933	42,090 23		118,854	38,024 01
6	Clothing . . . . .		248,210	70,719 44		201,073	60,215 34
7	Sewing and embroidery silk and silk twist . . . . .		39,912	8,064 68		34,690	6,975 38
8	Shawls . . . . .		8,702	2,643 80		7,123	2,110 78
9	Shirts . . . . . Doz. 213		2,483	631 55	72	1,399	390 03
10	Silk in the gum or spun, imported by manufacturers of silk underwear for such manufacturers in their own factories . . . . . Lbs. 448		1,273		1,542	7,075	
11	Silk, raw, or as reeled from the cocoon, not being doubled, twisted or advanced in manufacture in any way . . . . . "	120,207	451,707		79,059	327,040	
12	Silk cocoon and silk waste . . . . .		3,080			3,947	
13	Silk in the gum or spun, not more advanced than singles, tram and thrown, organzine, not coloured . . . . . Lbs. 17,955		33,038	3,441 40	9,875	22,314	2,483 55
14	Silk and all manufactures of N.O.P., or of which silk is the component part of chief value, N.E.S. . . . .		114,176	37,112 97		128,746	44,600 34
15	Socks and stockings . . . . . Doz. pairs. 1,454		8,755	2,891 77	1,223	10,335	3,008 98
16	Undershirts and drawers . . . . .		6,549	1,603 33		2,352	716 65
17	Velvets, velveteens, plush fabrics, N.E.S. . . . . Yds. 452,668		283,247	75,804 70	389,887	242,277	64,632 35
	Total silk and manufactures of . . . . .		4,805,005	1,149,242 64		3,806,553	956,643 55
18	Silver ( <i>see</i> gold and silver) under metals . . . . .						
19	Slate and manufactures of—						
20	Roofing slate . . . . . Squares 15,373		60,054	11,551 00	14,402	51,826	10,672 18
21	School writing slate . . . . .		20,535	5,210 52		17,559	4,402 11
22	Slate pencils . . . . .		3,329	976 36		2,503	793 43
23	Slate and manufactures of, N.E.S. . . . .		29,023	8,706 90		23,630	6,997 60
24	Total slate and mfrs. of . . . . .		112,941	26,244 78		95,520	22,865 32
25	Soap (exports) . . . . .						
26	Common or laundry . . . . . Lbs. 1,688,698		93,040	16,763 43	1,543,215	86,321	15,341 37
27	Common, soft and liquid . . . . . "	137,755	4,605	1,424 91	134,308	4,711	1,413 92
28	Castile, mottled or white . . . . . "	1,543,635	75,051	16,612 31	1,451,877	77,378	15,142 93
29	Harness soap . . . . . "	16,952	2,242	531 43	10,776	1,395	339 27
30	Toilet soap . . . . .		180,555	59,007 96		139,361	45,567 50
31	Whale oil soap . . . . . Lbs. 25,911		688		39,896	1,087	

## SESSIONAL PAPER No. 10

into and Exports from Canada, &c.—*Continued.*

IMPORTS.					EXPORTS.					
Value.					Value.					
1903.	1904.	1905.	1906.	1907 (9 mos.)	1903.	1904.	1905.	1906.	1907 (9 mos.)	
\$	\$	\$	\$	\$	\$	\$	\$	\$	\$	
.....	.....	2,947,145	2,879,716	2,409,947	.....	.....	.....	.....	.....	1
2,888,725	2,839,012	491,244	493,858	235,782	.....	.....	.....	.....	.....	2
.....	.....	4,479	17,983	13,921	.....	.....	.....	.....	.....	3
112,803	125,743	130,757	121,596	116,341	.....	.....	.....	.....	.....	4
234,154	260,393	274,362	254,535	202,074	.....	.....	.....	.....	.....	5
36,187	41,224	36,416	40,187	34,442	.....	.....	.....	.....	.....	6
6,801	3,808	10,593	8,592	7,123	.....	.....	.....	.....	.....	7
1,134	981	1,291	2,483	1,399	.....	.....	.....	.....	.....	8
3,185	2,233	6,874	1,273	7,075	.....	.....	.....	.....	.....	9
367,928	368,280	444,370	451,707	327,040	.....	.....	.....	.....	.....	10
947	3,401	2,956	3,080	3,947	.....	.....	.....	.....	.....	11
20,215	25,701	27,408	33,038	22,314	.....	.....	.....	.....	.....	12
97,289	121,381	97,854	114,521	129,313	.....	.....	.....	.....	.....	13
4,625	6,099	5,742	8,755	10,335	.....	.....	.....	.....	.....	14
883	1,408	5,694	6,549	2,352	.....	.....	.....	.....	.....	15
370,118	302,031	294,664	282,270	240,186	.....	.....	.....	.....	.....	16
4,172,105	4,135,455	4,841,898	4,793,485	3,810,618	.....	.....	.....	.....	.....	17
44,573	38,245	45,345	60,054	51,826	.....	.....	.....	.....	.....	18
18,589	28,091	19,811	20,524	17,679	.....	.....	.....	.....	.....	19
5,571	2,368	7,567	3,550	2,495	.....	.....	.....	.....	.....	20
15,705	17,447	20,505	29,023	23,670	.....	.....	.....	.....	.....	21
84,438	86,151	93,228	113,151	95,670	.....	.....	.....	.....	.....	22
46,026	60,668	64,729	96,151	89,715	13,966	21,023	30,868	53,076	34,029	23
4,118	5,780	4,918	4,605	5,248	.....	.....	.....	.....	.....	24
55,882	76,232	66,178	74,485	78,570	.....	.....	.....	.....	.....	25
1,823	1,938	1,868	2,242	1,395	.....	.....	.....	.....	.....	26
122,606	147,320	160,145	183,363	138,737	.....	.....	.....	.....	.....	27
.....	22	881	688	1,087	.....	.....	.....	.....	.....	28

7-8 EDWARD VII., A. 1908

## No. 11.—ITEMIZED STATEMENT showing the Values of Imports

ARTICLES.		ENTERED FOR HOME CONSUMPTION.					
		1906.			1907 (9 mos.)		
		Quantity.	Value.	Duty.	Quantity.	Value.	Duty.
Soap— <i>Con.</i>			\$	\$ cts.		\$	\$ cts.
1	Pearline and other soap powders Lbs.	2,330,935	94,577	28,366 10	1,666,975	68,105	21,375 87
2	Soap, N.E.S., including pumice silver and mineral soap, sapolio and other like articles.... "	583,497	49,186	17,177 89	1,044,504	68,024	23,518 51
Total soap.....		.....	499,944	139,883 97	.....	446,382	122,699 37
Spices :—							
3	Ginger and spices of all kinds, N.E.S., unground Lbs.	3,036,251	247,452	23,670 11	1,706,139	154,543	16,110 05
4	" " " ground "	305,610	26,468	5,972 89	210,648	22,031	5,294 98
5	Nutmegs and mace, whole or unground..... "	151,430	24 008	4,449 49	112,333	17,971	3,256 44
6	Nutmegs and mace, ground.... "						
Total spices .....		3,493,291	297,928	34,092 49	2,029,120	194,545	24,661 47
Spirits and wines, viz :—							
7	Absinthe..... Galls.	3,082	4,470	7,396 80	3,030	4,561	7,272 00
8	Alcohol, amyl or fusel oil, or any substance known as potato spirit or potato oil... "	3	8	7 20	.....	.....	.....
9	Arrack or palm spirit..... "	604	811	1,449 60	367	231	880 80
10	Brandy, including artificial brandy and imitations of brandy..... "	341,754	553,102	820,209 60	287,886	483,995	690,935 20
11	Cordials and liqueurs of all kinds, N.E.S.; mescal, pulque, rum schrub, schiedam and other schnapps; tafia, angostura and similar alcoholic bitters or beverages.... "	35,529	82,574	85,399 20	30,047	73,229	72,320 80
12	Ethyl alcohol, when imported by the Department of Inland Revenue or by a person licensed by the Minister of Inland Revenue, to be denatured for use in the arts and industries, and for fuel, light and power..... "	.....	.....	.....	4	9	.....
13	Ethyl, or the substance known as alcohol, hydrated oxide of ethyl or spirits of wine.... "	115,776	23,260	277,954 40	131	164	399 20
14	Gin of all kinds, N.E.S..... "	727,552	370,065	1,746,168 80	584,306	311,674	1,402,347 20
15	Methyl, wood alcohol, wood naphtha, pyroxolic spirits, wood spirits or methylated spirits..... "	20	31	49 60	41	22	101 60
16	Methyl alcohol, when imported by the Department of Inland Revenue or by a person licensed by the Minister of Inland Revenue, to be used in denaturing alcohol, and for fuel, light and power.... "	.....	.....	.....	.....	.....	.....
17	Rum..... "	133,246	61,104	319,790 40	118,108	59,481	283,459 20
18	Vermouth containing not more than 36 per cent (40 per cent after Nov. 29, 1906) of proof spirits..... "	17,709	20,247	15,938 10	13,858	17,114	11,056 40



## SESSIONAL PAPER No. 10

into and Exports from Canada, &c.—*Continued.*

IMPORTS.					EXPORTS.				
Value.					Value.				
1903.	1904.	1905.	1906.	1907 (9 mos.)	1903.	1904.	1905.	1906.	1907 (9 mos.)
\$	\$	\$	\$	\$	\$	\$	\$	\$	\$
74,487	78,330	89,559	96,065	65,594					1
41,612	48,830	45,731	54,590	60,816					2
346,554	419,120	434,009	512,129	441,162	13,966	21,023	30,868	53,076	34,029
182,469	225,420	198,573	248,824	156,142					3
26,522	33,101	30,353	26,486	22,220					4
27,466	24,733	33,372	24,046	18,450					5
236,457	283,254	262,298	299,356	196,812					6
3,846	4,725	5,469	4,548	4,693					7
287	334	371	8						8
202	453	358	830	161					9
475,386	540,270	560,828	539,662	457,274	7,777	8,128	4,724	2,063	3,542
61,513	68,415	79,448	91,358	81,602					11
				9					12
33,978	33,822	125,543	58,985	31,877					13
350,175	413,510	374,482	377,528	313,106	19,465	23,398	27,219	45,595	29,597
97	10,263	26	31	28					15
53,135	57,608	59,400	61,498	59,678	1,761	1,244	1,720	1,554	1,247
11,173	16,746	20,280	23,353	19,319					18

7-8 EDWARD VII., A. 1908

## No. 11.—ITEMIZED STATEMENT showing the Values of Imports

ARTICLES.		ENTERED FOR HOME CONSUMPTION.					
		1906.			1907 (9 mos.)		
		Quantity.	Value.	Duty.	Quantity.	Value.	Duty.
			\$	\$ cts.		\$	\$ cts.
Spirits and wines— <i>Concluded.</i>							
1	Vermouth containing more than 36 per cent (40 per cent after Nov. 29, 1906) of proof spirits..... Galls.	80	97	192 00	143	166	343 20
2	Nitrous ether, sweet spirits of nitre and aromatic spirits of ammonia..... "	716	1,850	2,420 30	426	1,375	1,447 90
3	Whiskey..... "	586,386	930,337	1,407,507 20	517,202	838,133	1,241,287 20
4	All spirituous or alcoholic liquors, N.O.P. .... "	17,356	11,616	41,671 20	13,429	9,188	32,251 20
	Total spirits..... "	1,979,813	2,059,592	4,726,154 40	1,568,978	1,799,342	3,744,101 90
5	Wines, ginger, containing 26 p.c. (40 per cent after Nov. 29, 1906) or less of proof spirits Galls.	2,025	1,661	1,822 50	1,886	1,666	1,211 20
6	" " containing more than 26 p.c. (40 per cent after Nov. 29, 1906) of proof spirits "	132	129	316 80	81	56	194 40
7	Wines of all kinds, excepting sparkling wines, including orange, lemon, strawberry, raspberry, elder and currant wines.....						
8	Containing 26 p.c. or less of spirits..... Galls.	326,879	202,996	92,557 17	223,725	144,912	66,663 80
9	Containing over 26 p.c. and not over 27 p.c. .... "	9,614	4,916	4,166 72	6,113	2,870	2,572 64
10	" 27 " 28 " " " "	12,473	7,226	6,034 43	13,866	5,975	6,095 33
11	" 28 " 29 " " " "	23,405	11,718	11,473 10	22,332	10,784	10,828 08
12	" 29 " 30 " " " "	25,922	15,964	14,380 34	20,469	11,091	10,900 83
13	" 30 " 31 " " " "	23,700	18,414	15,004 20	23,434	20,385	15,489 10
14	" 31 " 32 " " " "	33,181	28,272	22,749 45	26,506	26,405	19,319 08
15	" 32 " 33 " " " "	30,026	31,872	23,373 56	24,697	27,401	19,580 91
16	" 33 " 34 " " " "	29,403	34,709	24,820 18	22,038	28,867	19,458 72
17	" 34 " 35 " " " "	17,665	26,380	17,099 80	12,737	19,877	12,586 34
18	" 35 " 36 " " " "	10,786	19,052	11,647 90	8,035	14,097	8,648 35
19	" 36 " 37 " " " "	3,360	6,088	3,792 21	2,872	5,027	3,173 66
20	" 37 " 38 " " " "	584	1,567	826 34	506	1,247	682 76
21	" 38 " 39 " " " "	283	389	297 82	141	31	99 54
22	" 39 " 40 " " " "	746	199	559 52	395	165	314 15
	Total wines, non-sparkling.. "	550,184	411,492	250,922 04	414,833	320,856	197,818 89
Champagne and all other sparkling wines:--							
23	In bottles containing each not more than a quart but more than a pint, old wine measure Doz.	8,219	109,277	28,668 40	6,282	84,838	22,701 30
24	In bottles containing not more than a pint but more than half a pint, old wine measure "	27,196	178,613	45,699 60	22,311	150,584	37,736 85
25	In bottles containing one-half pint each or less..... "	1,299	3,139	1,068 48	1,379	3,127	1,137 38
26	In bottles containing more than one quart each..... "	5	167	31 35	9	143	38 10
	Total sparkling wines..... "	36,719	291,196	75,467 83	29,981	238,692	61,613 63
	Total spirits and wines.....		2,762,280	5,052,544 27		2,358,890	4,003,534 42

## SESSIONAL PAPER No. 10

into and Exports from Canada, &c.—*Continued.*

IMPORTS.					EXPORTS.				
Value.					Value.				
1903.	1904.	1905.	1906.	1907 (9 mos.)	1903.	1904.	1905.	1906.	1907 (9 mos.)
\$	\$	\$	\$	\$	\$	\$	\$	\$	\$
45	88		226						1
2,520	1,511	1,943	1,820	1,413					2
803,644	874,261	899,251	1,024,593	843,210	525,603	597,739	650,725	972,421	1,001,420
5,592	10,581	10,044	12,281	10,979	47,018	65,525	77,721	103,771	38,288
1,801,593	2,032,587	2,137,443	2,196,721	1,823,349	601,624	696,034	762,109	1,125,404	1,074,094
1,492	1,888	1,435	1,766	957					5
	290		129	56					6
					32,045	23,980	21,825	19,251	7,501
190,525	184,396	214,651	205,571	136,957					8
7,962	6,732	5,719	4,105	2,353					9
5,994	6,526	8,702	7,557	5,264					10
9,506	10,194	8,060	12,568	9,856					11
13,010	11,647	11,110	15,647	9,704					12
20,663	21,212	19,185	18,005	22,453					13
21,809	26,280	29,529	27,331	24,765					14
22,749	32,449	31,187	32,551	24,602					15
30,715	27,638	29,112	35,442	27,816					16
26,878	22,486	27,701	27,054	18,868					17
15,593	16,289	16,233	19,952	11,776					18
6,037	6,589	4,900	6,510	3,865					19
1,726	1,545	1,923	3,017	1,326					20
269	28	61	644	607					21
389	896	680	199	165					22
375,308	377,135	410,188	417,988	301,390	32,045	23,980	21,825	19,251	7,501
108,935	88,154	113,274	109,183	83,462					23
113,313	147,468	147,812	196,681	154,609					24
2,432	2,818	1,823	4,871	2,486					25
		222	476	12					26
224,680	238,440	263,131	311,211	240,569					
2,401,581	2,648,162	2,810,762	2,925,920	2,365,308	633,669	720,014	783,934	1,144,655	1,081,595

7-8 EDWARD VII., A. 1908

## No. 11.—ITEMIZED STATEMENT showing the Values of Imports

ARTICLES.		ENTERED FOR HOME CONSUMPTION.					
		1906.			1907 (9 mos.)		
		Quantity.	Value.	Duty.	Quantity.	Value.	Duty.
			£	£ cts.		£	£ cts.
1	Sponges. ....		54,058	9,912 73		36,450	7,022 31
2	Spurs and stilts, used in the manufacture of earthenware. ....		880			270	
3	Starch, including farina, corn starch, &c. .... Lbs.	1,630,105	40,686	14,332 48	1,020,134	34,715	13,265 93
4	Stearic acid. .... "	179,051	17,050	2,958 14	98,493	10,550	2,110 00
5	Stockinettes for the manufacture of rubber boots and shoes. ....		72,634	10,189 50		51,982	7,666 05
Stone and manufactures of:—							
6	Burrstone in blocks, rough or unmanufactured, not bound up or prepared for binding into mill-stones. .... No.	1,746	2,661		31	245	
7	Chalk, prepared ....		23,853	4,783 47		17,446	3,490 06
8	" china or Cornwall and cliff stone and felspar, ground or unground. ....		9,053			7,376	
9	Flint, flints and ground flint stones. .... Cwt.	31,108	19,335		48,964	35,219	
10	Flagstones, dressed. ....						
11	Gannister. .... Cwt.	12,803	3,119		10,829	2,218	
12	Granite and freestone, dressed, and all other building stone, dressed, except marble. .... Tons.	11,381	65,134	13,602 01	12,353	78,967	15,710 27
13	Granite, sawn only. .... "	9,495	32,316	6,447 27	5,128	31,931	6,371 53
14	" manufactures of, N.O.P. ....		94,717	23,039 88		69,673	17,833 83
15	Flagstones, granite and free stone, rough, sandstone and all building stone, except marble, not hammered or chiselled. .... Tons.	14,724	66,994	9,976 55	14,374	58,398	8,754 05
16	Gravel and sand .... "	116,500	173,727		171,700	177,412	
17	Grindstones, not mounted, and not less than 36 inches in diameter. ....		48,683	7,195 65		34,187	4,906 20
18	Grindstones, N.E.S. ....		10,944	2,726 50		6,593	1,636 81
19	Gypsum, crude. .... Tons.	6,332	22,008		9,189	23,410	
20	Lava, unmanufactured. ....						
21	Lithographic stones, not engraved. ....		6,772	1,718 59		8,698	2,193 28
22	Manufactures of stone, N.O.P. ....		26,585	8,024 40		20,147	6,122 20
23	Ornamental granite, marble, &c., unwrought (exports). ....						
24	Ornamental granite, marble, &c., wrought (exports). ....						
25	Paving blocks. ....		24,817	4,585 00		15,028	2,884 87
26	Plaster of Paris, or gypsum, ground, not calcined. .... Brls.	6,562	1,799	269 85	2,032	1,619	214 00
27	Plaster of Paris, calcined or manufactured. .... Cwt.	128,665	43,742	16,081 69	198,494	58,364	24,790 04
28	Refuse stone, not sawn, hammered or chiselled, nor fit for flagstones, building stone or paving. .... Tons.				40,558	17,847	
29	Stone for the manufacture of grindstones, rough (exports). ....						
30	Tufa, calcareous. .... Cwt.	600	30				
Total stone and manufactures of.			676,289	97,850 86		664,778	94,907 14

## SESSIONAL PAPER No. 10

into and Exports from Canada, &c.—*Continued.*

IMPORTS.					EXPORTS.				
Value.					Value.				
1903.	1904.	1905.	1906.	1907 (9 mos.)	1903.	1904.	1905.	1906.	1907 (9 mos.)
\$	\$	\$	\$	\$	\$	\$	\$	\$	\$
54,437	38,486	35,111	51,521	37,816	.....	.....	.....	.....	..... 1
253	628	817	880	270	.....	.....	.....	.....	..... 2
63,651	47,086	39,940	40,575	37,084	254	1,109	4,789	5,303	2,419 3
7,497	9,157	4,981	17,050	10,550	.....	.....	.....	.....	..... 4
57,653	70,826	66,804	72,634	51,982	.....	.....	.....	.....	..... 5
.....	.....	.....	.....	.....	.....	.....	.....	.....	.....
586	35	2,607	2,661	245	.....	.....	.....	.....	..... 6
16,329	19,210	20,857	23,821	17,446	.....	.....	.....	.....	..... 7
9,198	4,170	5,276	9,053	7,376	*23,163	*19,371	*34,262	*37,615	*36,625 8
6,432	8,173	12,257	19,335	35,219	.....	.....	.....	.....	..... 9
2,933	2,528	2,038	3,119	2,218	.....	.....	.....	.....	..... 10
.....	.....	.....	.....	.....	.....	.....	.....	.....	..... 11
16,664	33,914	53,813	65,134	78,967	1,015	432	276	292	2,750 12
1,153	7,930	14,015	32,316	31,931	.....	.....	.....	.....	..... 13
53,110	75,428	80,807	94,717	69,673	.....	.....	.....	.....	..... 14
.....	.....	.....	.....	.....	.....	.....	.....	.....	.....
71,202	59,864	49,004	66,994	58,398	103,754	29,565	23,043	1,450	444 15
95,647	107,547	92,722	173,727	177,412	128,577	112,173	141,614	168,046	76,705 16
44,998	38,144	40,869	48,683	34,187	.....	.....	.....	.....	..... 17
8,390	7,895	8,378	10,944	6,593	14,169	12,676	28,094	15,921	5,248 18
2,187	603	7,386	22,008	23,410	307,398	299,272	334,769	446,789	315,525 19
.....	.....	11	.....	.....	.....	.....	.....	.....	..... 20
8,461	17,981	13,683	6,772	8,698	.....	.....	.....	.....	..... 21
24,708	19,471	22,674	26,585	26,147	.....	.....	.....	.....	..... 22
.....	.....	.....	.....	.....	4,875	854	726	3,145	1,289 23
.....	.....	.....	.....	.....	2,700	10,301	3,902	2,618	21,639 24
.....	38,336	32,319	24,817	15,028	.....	.....	.....	.....	..... 25
228	559	2,681	1,799	1,619	7,947	10,154	3,132	1,603	2,653 26
3,599	3,050	37,643	43,766	58,364	.....	.....	.....	.....	..... 27
.....	.....	.....	.....	17,847	.....	.....	.....	.....	..... 28
.....	.....	.....	.....	.....	10,809	17,538	8,711	10,457	34,245 29
8,888	11,366	.....	30	.....	.....	.....	.....	.....	..... 30
374 713	456,264	499,040	676,281	664,778	604,407	512,336	578,529	687,936	497,123

\*Felspar only.



7-8 EDWARD VII., A. 1908

## No. 11.—ITEMIZED STATEMENT showing the Values of Imports

ARTICLES.		ENTERED FOR HOME CONSUMPTION.					
		1906.			1907 (9 mos.)		
		Quantity.	Value.	Duty.	Quantity.	Value.	Duty.
			\$	\$ cts.		\$	\$ cts.
1	Sugar, syrup and molasses—						
2	Maple sugar. .... Lbs.	51,997	4,792	838 87	11,520	1,266	252 47
3	" syrup. .... "						
4	Molasses and syrups of all kinds N.O.P., the product of the sugar cane or beet N.E.S., and all imitations thereof, &c. .... "	3,159,188	50,907	23,376 88	1,557,888	33,698	10,031 24
5	Molasses, produced in the process of the manufacture of cane sugar from the juice of the cane without any admixture with any other ingredient, when imported in the original package in which it was placed at the point of production and not afterwards subjected to any process of treating or mixing... Galls.	1,340,246	310,675	23,467 50	902,426	179,418	16,692 39
6	Molasses, the produce of any British Country entitled to the benefits of the British Preferential Tariff, in the original package in which it was placed at the point of production and not afterwards subjected to any process of treating or mixing; but not for distillation .... "	4,144,190	779,736	.....	1,853,263	335,936	.....
7	Molasses, second process, testing by polariscope less than 35 degrees, imported by manufacturers of blacking. .... "						
8	Molasses or syrup of cane or beet testing under 35 degrees by the polariscope, imported by manufacturers of food for live stock. .... Lbs.	533,646	5,881	.....	218,585	3,633	.....
9	Sugar above No. 16 D.S. in colour. .... "	28,532,913	901,772	246,238 31	26,294,767	703,987	222,484 41
10	Sugar N.E.S. not above No. 16 D.S. in colour. .... "	420,429,610	9,335,392	2,176,832 27	284,667,032	5,707,585	1,509,717 22
11	Sugar candy, brown or white, and confectionery, including sweetened gums, candied peel and pop-corn .... "	2,297,949	303,956	97,382 41	2,220,931	272,665	81,889 14
12	Glucose or grape sugar, glucose syrup or corn syrup. .... "	2,235,762	41,070	16,744 43	2,669,939	58,450	16,639 78
	Saccharine or any product containing over $\frac{1}{2}$ per cent thereof .... "	2,117	1,931	383 20	2,110	1,086	221 54
	Total sugar, syrup and molasses. ....		11,736,112	2,585,263 87		7,297,724	1,857,928 19
13	Tallow. .... Lbs.	83,950	5,230	1,006 35	68,821	5,654	982 65
14	Tape lines of any material. ....		28,446	6,237 98		23,249	5,241 50
15	Tar and pitch (pine) in packages of not less than 15 galls. .... Galls	137,856	14,032	.....	149,994	16,657	.....
16	Tar coal and coal pitch. .... "	2,794,687	154,628	.....	2,150,845	114,071	.....
	Total tar .... "	2,932,543	168,660	.....	2,300,839	130,728	.....

## SESSIONAL PAPER No. 10

into and Exports from Canada, &c.—*Continued.*

IMPORTS.					EXPORTS.					
Value.					Value.					
1903.	1904.	1905.	1906.	1907. (9 mos.)	1903.	1904.	1905.	1906.	1907 (9 mos.)	
£	£	£	£	£	£	£	£	£	£	
15,219	11,787	5,198	8,566	1,158	190,603 1,628	141,043 2,757	135,784 2,627	129,259 9,215	149,690 1,243	1 2
14,162	58,978	56,763	56,797	34,212	13,088	8,268	11,554	15,836	18,355	3
	913,358	406,201	254,215	82,967						4
804,348					14,837	21,339	12,486	25,640	24,993	
	48,730	694,650	779,532	335,543						5
7										6
307	3,622	7,927	5,881	3,633						7
755,697	561,630	677,454	808,652	707,084	10,332	10,334	21,435	30,234	20,505	8
5,717,238	7,960,374	9,220,125	8,121,935	5,321,131						9
191,578	243,164	261,107	304,565	274,214						10
35,730	15,048	6,405	41,070	58,747						11
1,918	3,400	1,346	1,931	1,086						12
7,536,204	9,819,191	11,337,176	10,383,084	6,819,775	230,488	183,741	183,886	210,184	214,786	
6,432	4,282	5,053	5,230	5,654	20,635	7,365	58,062	23,085	8,990	13
16,927	19,373	23,867	28,517	23,249						14
49,108	34,117	23,098	14,032	16,657	38,326	29,096	28,865	98,850	90,879	15
61,558	122,598	150,141	154,628	114,071						16
101,666	156,715	173,239	168,660	130,728	38,326	29,096	28,865	98,850	90,879	

7-8 EDWARD VII., A. 1908

## No. 11.—ITEMIZED STATEMENT showing the Values of Imports

ARTICLES.		ENTERED FOR HOME CONSUMPTION.					
		1906.			1907 (9 mos.)		
		Quantity.	Value.	Duty.	Quantity.	Value.	Duty.
1	Tea of India <i>black</i> imported direct or purchased in bond in the United Kingdom.....	Lbs.	8,380,392	1,133,365	7,415,335	1,024,178	
2	"    "    "    N.E.S. ....	"	10,676	1,684	14,242	1,380	138 00
3	Tea of Ceylon <i>black</i> imported direct or purchased in bond in the United Kingdom.....	"	10,041,518	1,491,785	7,663,946	1,136 496	
4	"    "    "    N.E.S. ....	"	31,768	4,981	5,354	874	87 40
5	Tea of China <i>black</i> imported direct or purchased in bond in the United Kingdom.....	"	745,834	106,605	490,765	70,796	
6	"    "    "    N.E.S. ....	"	29,358	6,322	635	139	13 90
7	Tea of Japan <i>black</i> imported direct or purchased in bond in the United Kingdom.....	"					
8	"    "    "    N.E.S. ....	"					
9	Tea of other countries <i>black</i> imported direct or purchased in bond in the United Kingdom..	"					
10	"    "    "    N.E.S. ....	"	5,132	1,515	39,344	5,321	532 10
11	Tea of India <i>green</i> imported direct or purchased in bond in the United Kingdom.....	"	498,320	62,463	336,944	39,414	
12	"    "    "    N.E.S. ....	"			8,935	1,121	112 10
13	Tea of Ceylon <i>green</i> imported direct or purchased in bond in the United Kingdom.....	"	1,480,323	201,311	1,550,211	217,835	
14	"    "    "    N.E.S. ....	"	4,307	439	103,074	11,962	1,196 20
15	Tea of China <i>green</i> imported direct or purchased in bond in the United Kingdom.....	"	481,068	70,926	538,679	84,294	
16	"    "    "    N.E.S. ....	"	4,292	1,160	1,822	372	37 20
17	Tea of Japan <i>green</i> imported direct or purchased in bond in the United Kingdom.....	"	3,833,021	572,053	3,952,001	584,164	
18	"    "    "    N.E.S. ....	"	77,041	9,937	92,598	7,198	719 80
19	Tea of other countries <i>green</i> imported direct or purchased in bond in the United Kingdom..	"					
20	"    "    "    N.E.S. ....	"	9,577	1,235	1,225	539	53 90
	Total tea.....	"	25,632,627	3,635,781	22,215,110	3,185,993	2,890 60
21	Teasels.....			727		258	
22	Teeth, artificial, to Mar. 31, 1905.....						
23	"    "    "    from ".....			105,194		68,089	
	Tobacco and mfrs of—						
24	Cigarettes.....	Lbs.	24,119	56,663	86,553 50	26,855	64,504 96,720 75
25	Cigars.....	"	117,098	404,848	453,173 51	100,044	384,368 397,020 49
26	Tobacco, cut.....	"	321,383	183,860	176,760 65	303,737	174,955 167,055 35
27	Snuff.....	"	42,802	18,169	21,415 67	43,706	19,726 21,869 67
28	All other manufactures of tobacco, N.E.S.....	"	117,206	51,777	58,603 00	100,490	44,482 50,245 00
29	Tobacco, unmanufactured for excise purposes.....	"	14,519,658	2,710,093		14,347,476	2,848,972
30	Foreign raw leaf tobacco, samples unstemmed.....	"	20	12	8 00	13	6 5 20
31	"    "    "    stemmed.....	"					
32	Stems and cuttings (exports).....	"					
	Total tobacco and manufactures	"	15,142,286	3,425,422	796,514 33	14,922,321	3,557,013 732,916 46

## SESSIONAL PAPER No. 10

into and Exports from Canada, &c.—*Continued.*

IMPORTS.					EXPORTS.				
Value.					Value.				
1903.	1904.	1905.	1906.	1907 (9 mos.)	1903.	1904.	1905.	1906.	1907 (9 mos.)
\$	\$	\$	\$	\$	\$	\$	\$	\$	\$
738,755 155	1,059,972 557	946,291 809	1,138,365 3,068	1,024,178 156					1 2
1,171,554 4,629	1,358,025 6,023	1,254,640 1,239	1,491,785 4,965	1,136,496 874					3 4
164,983 9,317	108,549 6,470	115,736 2,956	106,605 6,468	70,706 139					5 6
.....	.....	.....	.....	.....					7 8
38,336 822	116 323	8 2,055	1,556	5,438	390,300	413,367	442,962	562,059	430,201 9 10
99,189 1,091	141,822 4,809	131,387 .....	62,463 .....	39,414 1,646					11 12
326,941 616	792,999 6,380	248,234 525	201,311 439	217,835 11,962					13 14
183,064 10,537	208,597 5,765	84,486 2,954	70,926 1,410	84,294 372					15 16
677,447 38,429	979,601 15,413	873,783 11,785	572,053 6,265	584,164 7,198					17 18
6,940 247	..... 19	..... 732	..... 4,317	..... 539					19 20
3,473,052	4,695,440	3,677,620	3,666,996	3,185,411	390,300	413,367	442,962	562,059	430,201
843	851	378	727	258					21
88,088	52,940	36,054	105,194	68,980					22
		39,225							23
50,107	55,068	52,393	63,313	69,991	1,584	2,158	1,463	1,286	556 24
309,204	340,456	341,373	402,638	408,106	4,314	9,492	8,136	3,131	2,026 25
131,563	146,943	137,044	189,258	179,626					26
3,677	4,903	13,776	18,658	19,390	52	6	5	4	1 27
41,180	70,022	49,688	68,258	43,717	102,828	65,875	111,015	86,184	59,723 28
2,503,517	2,880,792	2,545,713	2,669,225	2,963,085	189,249	525,981	324,998	175,326	82,033 29
1,780	6,591	297	11,877	6					30
.....	.....	.....	.....	.....	28,755	41,093	41,429	49,808	42,896 31
3,041,028	3,504,775	3,140,284	3,423,227	3,683,921	326,782	644,695	487,046	315,739	186,735 32

7-8 EDWARD VII., A. 1908

## No. 11.—ITEMIZED STATEMENT showing the Values of Imports

ARTICLES.		ENTERED FOR HOME CONSUMPTION.					
		1906.			1907 (9 mos.)		
		Quantity.	Value.	Duty.	Quantity.	Value.	Duty.
			\$	\$ cts.		\$	\$ cts.
1	Tobacco pipes of all kinds, pipe mounts, cigar and cigarette holders, and cases for same, smoker's sets and cases therefor and tobacco pouches. ....		440,297	146,325 22		345,649	112,539 35
2	Trunks, valises, hat-boxes, carpet bags, satchels, tool bags or baskets, portmanteaus, fly-books and parts thereof, N. O.P. ....		102,289	29,286 60		65,998	18,956 70
3	Treenails. .... M.				1	12	
4	Tortoise and other shells. ....		2,989			2,666	
5	Turtles. ....		793			606	
6	Turpentine, spirits of. .... Galls.	898,100	603,044	30,147 94	453,591	295,200	14,758 65
7	Turpentine, raw and crude. .... Lbs.	53,474	3,688		1,131,601	89,983	
8	Umbrellas, parasols and sunshades of all kinds and materials. ....		53,174	13,778 58		53,513	13,424 19
9	Unenumerated articles. ....		125,052	23,662 61		162,408	30,389 95
10	Vaccine and ivory vaccine points. ....		5,918			5,241	
	Vaccine points, articles for the manufacture, viz.:—						
11	Glass caps, shells, containers and capillary tubes; rubber bulbs, boxes or corks, only when imported by manufacturers of vaccine points (O.C., July 13, 1901) ....			10			
12	Varnish, lacquers, japans, japan dryers, liquid dryers, and oil finish, N.F.S. .... Galls.	88,552	168,345	46,055 62	53,933	105,859	29,368 05
13	Varnish, black and bright for ships' use. .... "	948	568		199	146	
	Total varnishes. .... "	89,500	168,913	46,055 62	54,132	106,005	29,368 05
	Vegetables, viz.:—						
14	Melons. .... No.	505,689	35,087	8,771 75	532,758	37,901	9,462 60
15	Potatoes. .... Bush.	223,639	123,643	33,475 86	94,504	70,950	14,652 85
16	" sweet and yams. .... "	29,876	25,314	2,985 43	28,525	23,998	2,851 30
17	Tomatoes, fresh. .... "	51,454	116,586	21,949 40		57,970	12,756 74
18	Tomatoes and other vegetables, including corn and baked beans in cans or other packages, N.E.S. .... Lbs.	2,693,276	133,165	40,305 76	1,397,404	100,549	20,783 65
19	Turnips (exports). ....						
20	All other (exports). ....						
21	Vegetables, fresh or dry salted, N.O.P. ....		352,699	88,270 06		224,577	60,733 61
	Total vegetables. ....		786,494	195,758 26		515,951	121,240 75
22	Vinegar of any strength not exceeding strength of proof. .... Galls.	93,680	23,653	11,895 35	85,422	23,896	10,540 80
23	Vinegar, above strength of proof. .... "	9,467	5,723	4,771 85	8,783	6,192	7,164 98
	Total vinegar. .... "	103,147	29,376	16,667 20	94,205	30,088	17,705 78



## SESSIONAL PAPER No. 10

into and Exports from Canada, &c.—*Continued.*

IMPORTS.					EXPORTS.				
Value.					Value.				
1903.	1904.	1905.	1906.	1907 (9 mos.)	1903.	1904.	1905.	1906.	1907 (9 mos.)
\$	\$	\$	\$	\$	\$	\$	\$	\$	\$
368,603	444,747	407,066	443,023	337,940	.....	.....	.....	.....	.....
92,047	84,143	87,883	102,623	66,520	.....	.....	.....	.....	.....
326	513	121	.....	123	.....	.....	.....	.....	.....
688	6,051	2,120	2,989	2,668	.....	.....	.....	.....	.....
759	1,152	904	793	606	.....	.....	.....	.....	.....
437,058	423,250	459,912	603,059	295,200	.....	.....	.....	.....	.....
352	268	220	3,688	89,983	.....	.....	.....	.....	.....
62,941	56,731	53,784	53,122	53,559	.....	.....	.....	.....	.....
102,641	111,270	97,637	125,002	162,524	.....	.....	.....	.....	.....
15,369	11,931	5,832	5,018	5,241	.....	.....	.....	.....	.....
45	110	355	10	.....	.....	.....	.....	.....	.....
142,528	129,115	148,545	168,987	105,630	.....	.....	.....	.....	.....
852	805	440	568	146	.....	.....	.....	.....	.....
143,380	129,920	148,985	169,555	105,776	.....	.....	.....	.....	.....
16,343	21,494	29,275	35,139	37,911	.....	.....	.....	.....	.....
228,817	78,578	232,239	131,891	72,284	389,695	1,179,481	409,868	660,960	379,155
19,385	20,351	22,450	25,412	24,092	.....	.....	.....	.....	.....
69,169	103,763	104,014	116,934	58,027	.....	.....	.....	.....	.....
169,306	131,750	183,270	129,505	102,383	34,128	47,948	33,349	49,710	6,482
.....	.....	.....	.....	.....	197,954	167,020	162,767	137,527	145,250
.....	.....	.....	.....	.....	33,512	28,157	45,826	82,247	59,392
214,846	344,174	421,009	363,532	225,436	.....	.....	.....	.....	.....
717,866	700,110	992,277	802,413	520,133	564,689	1,422,606	651,810	930,444	590,279
19,513	18,474	23,151	23,979	24,606	115	254	454	111	97
9,761	12,181	9,722	5,880	5,166	.....	.....	.....	.....	.....
29,274	30,655	32,873	28,959	29,742	115	254	454	111	97

7-8 EDWARD VII., A. 1908

## No. 11.—ITEMIZED STATEMENT showing the Values of Imports

ARTICLES.		ENTERED FOR HOME CONSUMPTION.					
		1906.			1907 (9 mos.)		
		Quantity.	Value.	Duty.	Quantity.	Value.	Duty.
1	Waste or shoddy from cotton, woollen or other fabrics or from yarn or thread, machined, garnetted or prepared for use . . . . Lbs.		\$	\$ cts.		\$	\$ cts.
					972,505	61,698	6,840 79
2	Watches . . . . .		82,225	20,746 61		51,657	13,752 56
3	Watch cases . . . . .		74,020	22,238 80		51,823	15,561 30
4	Watch actions and movements . . . . .		767,337	76,798 64		697,653	85,099 76
5	Watch glasses and watch keys . . . . .		11,806	3,313 33		10,355	3,063 27
	Total watches and movements . . . . .		935,388	123,097 38		811,488	117,476 89
6	Wax, beeswax . . . . . Lbs.	31,947	11,174	1,114 50	38,892	12,709	1,263 60
7	Wax, paraffine . . . . . "	112,612	9,721	2,396 67	55,021	5,922	1,462 16
8	" sealing . . . . . "					2,902	546 10
9	" vegetable or mineral . . . . Lbs.				70,034	13,818	1,385 43
10	Wax, and manufactures of, N. E.S.		81,162	15,551 39		37,289	7,194 67
	Total wax . . . . .		102,057	19,062 56		72,640	11,851 96
11	Webbing, elastic, and non-elastic . . . . .		203,586	36,790 87		179,272	32,184 54
12	Whalebone, unmanufactured . . . Lbs.	7	59		6	35	
13	Whips of all kinds, including thongs and lashes . . . . .		8,343	2,515 08		7,241	2,178 43
14	Square or round reeds and rawhide centres, textile leather or rubber heads, thumbs and tips, and steel, iron or nickel caps for whip ends, imported by whip manufacturers for use in the manufacture of whips in their factories . . . . .		24,062			34,150	
15	Window cornices and cornice poles of all kinds . . . . .		12,496	3,659 40		6,881	2,061 00
16	Window shades in the piece or cut and hemmed or mounted on rollers . . . . . Sq. yds.	88,458	12,095	3,373 41	43,733	5,587	1,315 99
17	Window shade or blind rollers . . . . .		34,616	12,083 99		33,757	11,251 27
	Wood and manufactures of :—						
	Barks :—						
18	Hemlock . . . . . Cords	36	171		24	114	
19	Oak and tanners . . . . . "		283		305	277	
20	Corkwood or cork bark . . . . .		75,346			49,259	
21	Wood for fuel . . . . . Cords	38,991	96,021		26,680	72,592	
22	Wood of the persimmon and dogwood trees . . . . .						
	Wood partly manufactured :—						
23	Bamboo reeds, not further manufactured than cut into suitable lengths for walking sticks or canes, or for sticks for umbrellas, parasols, unmanufactured . . . . .		6,066			6,988	

## SESSIONAL PAPER No. 10

into and Exports from Canada, &c.—*Continued.*

IMPORTS.					EXPORTS.				
Value.					Value.				
1903.	1904.	1905.	1906.	1907 (9 mos.)	1903.	1904.	1905.	1906.	1907 (9 mos.)
\$	\$	\$	\$	\$	\$	\$	\$	\$	\$
				61,718					
63,761	77,102	88,758	82,423	51,657					
127,066	103,759	72,319	74,088	51,765					
672,063	757,838	731,121	767,837	697,153					
9,863	7,877	8,648	11,866	10,355					
872,753	946,576	900,846	936,154	810,930					
11,941	15,206	12,677	11,174	14,802					
28,674	18,445	7,832	9,721	5,912					
				2,002					
				17,055					
39,753	58,816	80,244	83,609	38,173					
80,368	92,467	100,753	104,504	78,844					
164,393	202,149	183,835	203,586	179,272					
2,721	190	89	59	35					
6,900	7,040	9,567	8,343	7,241					
37,852	39,826	34,824	24,062	34,150					
7,840	7,835	12,767	12,496	6,881					
7,682	17,259	24,438	12,095	5,587					
22,994	33,076	26,834	34,616	33,757					
1,027			171	114	74,816	66,905	59,552	33,197	31,481
			283	277					
104,191	78,616	79,318	75,346	49,259					
67,212	112,631	111,328	96,021	72,592	115,769	71,961	84,949	69,122	49,432
584	2	104							
19,311	4,653	5,647	6,066	6,988					

7-8 EDWARD VII., A. 1908

## No. 11.—ITEMIZED STATEMENT showing the Values of Imports

ARTICLES.		ENTERED FOR HOME CONSUMPTION.					
		1906.			1907 (9 mos.)		
		Quantity.	Value.	Duty.	Quantity.	Value.	Duty.
Wood and manufactures of— <i>Con.</i> Wood, partly manufactured— <i>Con.</i>			\$	\$ cts.		\$	\$ cts.
1	Felloes of hickory wood, rough sawn to shape only, or rough sawn and bent to shape, not planed, smoothed or otherwise manufactured .....		26,744			25,849	
2	D shovel handles wholly of wood.....		35,675		{	16,489	2,473 35
3	Handle, heading, stave and shingle bolts .....					24,451	
4	Hickory billets.....		43,356			55,480	
5	Hickory, sawn to shape for spokes of wheels.....		9,833			11,985	
6	Hickory spokes, rough turned, not tenoned, mitred, throat-ed, faced, sized, cut to length, round tenoned or polished.....		6,681			1,704	
7	Knees and futtocks (exports).....		108,100			150,601	
Wood, manufactures of—							
8	Barrels, empty (exports) .....						
9	Barrels containing petroleum or its products, or any mixture of which petroleum forms a part when such contents are chargeable with specific duty..... No.	36,396	36,924	7,265 54	20,373	21,132	4,116 59
10	Barrels and packages of Canadian manufacture which have been exported filled with Canadian products, when returned, or exported empty and returned filled with foreign products .....		29,232			35,726	
11	Fishing rods .....		12,194	3,459 70		13,324	3,568 80
12	Furniture, house, cabinet or office .....		743,750	220,340 50		562,203	165,718 60
13	Caskets and coffins and metal parts thereof.....		23,869	5,967 25		16,350	4,087 50
14	Doors, sashes and blinds, (exports).....						
15	Handles of all kinds—Ash.....		18,564	4,639 50		5,832	1,458 00
16	Hickory.....		39,210	9,792 67		28,120	7,030 00
17	Hubs for wheels, posts, last blocks, wagon, oar, gun, heading and all like blocks or sticks, rough, hewn or sawn only.....		14,359			12,090	
18	Lasts of wood .....		29,056	7,264 00		26,403	6,600 75
19	Matches and match splints (exports).....						
20	Mouldings, plain, gilded or otherwise further manufactured.....		70,870	17,688 07		68,929	17,180 08
21	Rakes, hay..... No.	27,916	3,313	828 25	5,791	743	172 40

## SESSIONAL PAPER No. 10

into and Exports from Canada, &c.—*Continued.*

IMPORTS.					EXPORTS.				
Value.					Value.				
1903.	1904.	1905.	19 06.	1907 (9 mos.)	1903.	1904.	1905.	1906.	1907 (9 mos.)
\$	\$	\$	\$	\$	\$	\$	\$	\$	\$
42,337	27,610	19,531	26,744	25,849					1
27,189	45,886	52,735	35,675	16,489 24,451					2
11,412	29,376	31,572	43,356	55,480					3
5,371	4,007	4,150	9,833	11,985					4
1,921	2,612	6,644	6,681	1,704					5
131,639	178,603	126,275	108,100	150,604					6
					13,504	12,680	16,029	21,837	12,480
					43,776	47,392	62,473	45,133	36,674
29,058	36,246	36,261	37,294	21,365					9
11,547	29,680	31,727	29,232	35,726					10
9,766	12,576	11,452	12,194	13,324					11
592,608	585,486	693,670	753,589	570,283	378,093	346,999	312,146	289,241	144,320
12,907	16,831	24,558	23,869	16,350					13
					331,976	187,700	128,770	164,227	80,114
									15
									16
12,685	24,074	31,960	14,359	12,090					17
32,008	36,291	45,252	29,056	26,403					18
					112,048	192,621	151,972	109,145	38,770
58,451	58,098	64,366	70,852	68,935	21,572	7,863	3,846	5,119	10,556
1,080	1,516	2,578	3,313	743					21



7-8 EDWARD VII., A. 1908

## No. 11.—ITEMIZED STATEMENT showing the Values of Imports

ARTICLES.	ENTERED FOR HOME CONSUMPTION.					
	1906.			1907 (9 mos.)		
	Quantity.	Value.	Duty.	Quantity.	Value.	Duty.
Wood and manufactures of— <i>Con.</i> Wood, unmanufactured— <i>Con.</i>		\$	\$ cts.		\$	\$ cts.
1 * Sawed or split boards, planks, deals and other lumber, when not further manufactured than dressed on one side only or creosoted, vulcanized or treated by any preserving process . . . . . M. ft.	52,401	1,124,638	.....	39,415	959,081	.....
2 * Sawed boards, planks, deals, planed or dressed on one or both sides, when the edges thereof are jointed or tongued and grooved . . . . . "	7,610	126,513	31 628 25	3,384	70,258	17,562 32
3 Shingles . . . . . M.	10,301	21,311	.....	4,642	10,362	.....
4 Show cases and metal parts thereof . . . . . No.	2,307	29,589	10,238 38	1,665	17,583	6,034 51
5 Spool wood and spools (exports) . . . . .						
6 Woodenware, churns, washboards, pounders and rolling pins . . . . .		10,250	2,047 60		8,574	1,716 87
7 Pails and tubs . . . . .		27,164	6,789 25		12,579	3,144 75
8 Manufactures of wood, N.O.P. . . . .		905,701	225,232 77		850,689	212,062 09
9 * Lumber and timber, manufactured, N.E.S. . . . . M. ft.	1,735	25,997	5,198 80	696	14,373	2,874 60
10 Timber or lumber hewn or sawed, squared or sided or creosoted . . . . .		189,418	.....		40,409	.....
11 Ship-timber and ship planking, N.O.P. . . . .					1,324	.....
12 Umbrella, parasol and sun-shade sticks or handles, N.E.S. . . . .		14,186	2,810 75		12,149	2,313 57
13 Veneers of wood, not over $\frac{3}{8}$ of an inch in thickness . . . . .		181,598	13,619 38		165,649	17,185 15
14 Walking sticks and canes of all kinds, N.E.S. . . . .		19,463	5,215 29		15,353	4,116 30
15 Wood pulp . . . . .		51,579	12,824 16		35,960	8,965 41
Wood unmanufactured—						
16 Other articles, produce of forest(expts)						
17 Logs and round unmanufactured timber. . . . .		889,571	.....		410,264	.....
18 Elm . . . . .						
19 Hemlock . . . . .						
20 Oak . . . . .						
21 Pine . . . . . exports . . . . .						
22 Spruce . . . . .						
23 Tamarack . . . . .						
24 All other . . . . .						
* Lumber and timber, planks and boards, when not otherwise manufactured than rough sawn or split or creosoted, vulcanized or treated by any preserving process :—						
25 Amaranth, boxwood, cocoboral and sandal wood . . . . . M. ft.	7	486	.....		50	.....

\* For exports see items 12 to 23 pages 156 and 157.

## SESSIONAL PAPER No. 10

into and Exports from Canada, &amp;c.—Continued.

IMPORTS.					EXPORTS.				
Value.					Value.				
1903.	1904.	1905.	1906.	1907 (9 mos.)	1903.	1904.	1905.	1906.	1907 (9 mos.)
\$	\$	\$	\$	\$	\$	\$	\$	\$	\$
892,360	2,663 571	2,185,221	1,124,638	959,981					1
61,843	176,079	162,416	126,527	79,258					2
27,931	22,141	16,590	21,311	19,362	1,610,143	1,711,238	1,620,567	1,908,486	1,340,854 3
7,763	15,740	19,128	29,572	17,747					4
					123,628	82,721	86,973	186,857	49,133 5
38,022	98,076	22,745	10,201	8,548	7,964	9,817	5,227	8,368	4,699 6
657,138	930,291	54,242	27,096	12,559	384,233	415,157	362,926	389,941	320,972 7
		895,289	909,048	851,651					8
39,810	63,387	60,639	25,997	14,373					9
690,931	326,760	145,338	189,418	40,409					10
4,358	2,115	133		1,324					11
16,586	13,173	11,885	14,186	12,149					12
132,765	149,222	172,632	181,598	165,649					13
16,044	17,743	17,381	19,463	15,449					14
38,472	49,572	67,396	51,579	35,960	3,150,943	2,409,074	3,399,655	3,478,150	2,984,945 15
					17,727	7,181	9,560	16,631	6,879 16
389,267	396,348	479,791	889,571	410,264					17
					15,517	16,519	20,355	18,958	2,793 18
					34,264	33,392	10,642	31,061	580 19
					1,230	535		170	1,257 20
					139,406	30,306	38,869	25,549	2,505 21
					59,781	69,110	48,000	102,823	146,427 22
							3,233		23
					184,360	269,771	359,087	378,707	306,993 24
393	88	1,061	486	50					25

7-8 EDWARD VII., A. 1908

## No. 11.—ITEMIZED STATEMENT showing the Values of Imports

ARTICLES.		ENTERED FOR HOME CONSUMPTION.					
		1906.			1907 (9 mos.)		
		Quantity.	Value.	Duty.	Quantity.	Value.	Duty.
			\$	\$ cts.		\$	\$ cts.
	Wood and manufactures of— <i>Con.</i>						
	Wood, unmanufactured— <i>Con.</i>						
	Lumber— <i>Con.</i>						
1	Cherry, chestnut, gumwood and hickory and whitewood. M. ft.	9,661	420,524		9,286	390,965	
2	Mahogany . . . . . "	1,752	197,476		1,597	184,450	
3	Oak . . . . . "	32,852	1,239,259		35,761	1,395,210	
4	Pitch pine . . . . . "	22,576	565,474		40,192	1,288,791	
5	Redwood . . . . . "	73	2,658		96	3,383	
6	Rosewood . . . . . "	55	4,774		19	2,263	
7	Spanish cedar . . . . . "	39	7,388		37	4,332	
8	Sycamore . . . . . "	25	556		8	289	
9	Walnut . . . . . "	1,003	43,246		709	38,821	
10	White ash . . . . . "	1,715	72,034		1,581	80,552	
11	African teak, black heart ebony, lignum vitæ, red cedar and satinwood . . . . .		29,835			26,478	
	Lumber, viz. :—						
12	Basswood, butternut and hickory . . . . .						
13	Battens and pine and spruce clapboards . . . . . M. ft.	323	2,860		377	3,510	
14	Deals, pine . . . . .						
15	" spruce and other . . . . .						
16	Deal ends . . . . .						
17	Lathwood . . . . .						
18	Laths, palings and pickets . . M.	468	1,434		559	1,738	
19	Planks and boards . . . . .						
20	Joists and scantling . . . . .						
21	Staves, standard . . . . .						
22	" other and headings . . M.	6,622	198,835		5,101	204,793	
23	Lumber, all other, N.E.S. . . .						
24	Hop, hoop, telegraph and other poles . . . . .						
25	Masts and spars . . . . .						
26	Piles and pile timber . . . . .						
27	Posts, cedar, tamarack and other . . . . .						
28	Shingle bolts of pine or cedar . .						
29	Fence posts and railway ties . .		508,696			291,966	
30	Stave bolts . . . . .						
31	Shooks, box . . . . .						
32	" other . . . . .						
33	Sawdust of the woods, specified under No. 25, page 154 and Nos. 1 to 11 page 156 . . . . .		3,623			2,466	
	Timber, square, viz. :—						
34	Ash . . . . .						
35	Birch . . . . .						
36	Elm . . . . .						
37	Maple . . . . .						
38	Oak . . . . .						
39	Pine, red . . . . .						
40	" white . . . . .						
41	All other . . . . .						
42	Wood, blocks and other, for pulp . . . . .						
43	Wood, blocks for matches . . . .						

\* Hop poles only.

## SESSIONAL PAPER No. 10

into and Exports from Canada, &c.—*Continued.*

IMPORTS.					EXPORTS.				
Value.					Value.				
1903.	1904.	1905.	1906.	1907 (9 mos.)	1903.	1904.	1905.	1906.	1907 (9 mos.)
£	£	£	£	£	£	£	£	£	£
305,657	457,419	318,330	420,524	390,965					1
55,286	138,388	78,659	197,476	184,450					2
1,268,053	1,492,577	1,200,981	1,239,259	1,395,210					3
559,045	302,375	405,733	565,474	1,288,791					4
	60	84	2,658	3,383					5
55	2,397	262	4,774	2,263					6
10,745	4,630	3,085	7,388	4,332					7
734	681	573	555	289					8
55,608	57,770	34,211	43,246	38,821					9
42,392	97,479	69,912	72,034	80,552					10
8,101	6,473	9,666	29,835	26,478					11
					71,995	41,251	24,679	42,594	113,672 12
6,893	15,313	8,778	2,860	3,510	71,963	39,287	29,918	29,140	23,549 13
					3,653,917	2,984,344	2,076,922	2,353,927	1,624,518 14
					8,315,454	7,920,444	6,898,769	6,554,612	6,876,171 15
					551,769	407,089	392,527	375,361	295,539 16
					4,077	4,074	12,593	9,899	20,001 17
29,652	59,754	9,256	1,434	1,738	1,041,129	835,939	1,213,432	1,743,401	1,559,315 18
					14,068,846	12,715,672	13,851,669	17,966,399	15,335,336 19
					451,194	524,838	868,641	1,046,388	761,193 20
					3,364		11		21
111,317	146,580	135,893	198,835	204,793	281,048	207,505	145,679	111,856	154,702 22
					482,309	353,774	384,021	439,797	348,778 23
*678					57,910	35,529	46,470	101,344	85,855 24
					7,588	8,100	8,254	8,637	5,407 25
					123,180	91,715	142,564	194,673	116,966 26
					61,905	24,890	14,253	14,642	12,585 27
					43,273	35,357	13,408	31,768	28,721 28
132,679	202,887	376,014	508,696	291,966	210,948	189,054	181,301	328,383	382,372 29
					5,337	3,995	1,484	2,496	454 30
					36,269	1,107	1,817	831	31
					403,903	342,579	440,701	366,747	285,020 32
3,239	3,542	3,822	3,623	2,466					33
					27,649	11,146	12,333	10,853	1,926 34
					204,690	109,275	162,244	260,920	86,931 35
					305,690	248,454	249,661	253,245	269,342 36
					1,759			675	582 37
					434,141	376,395	147,962	296,881	246,236 38
					219,991	34,510	13,410	8,533	97,927 39
					1,310,557	1,538,485	995,870	983,038	858,150 40
					69,356	64,754	46,060	42,686	14,914 41
					1,558,560	1,788,049	2,600,814	2,649,106	1,999,264 42
					28,095	39,707	14,310	29,926	10,830 43

7-8 EDWARD VII., A. 1908

## No. 11.—ITEMIZED STATEMENT showing the Values of Imports

ARTICLES.	ENTERED FOR HOME CONSUMPTION.					
	1906.			1907 (9 mos.)		
	Quantity	Value.	Duty.	Quantity.	Value.	Duty.
Wood and manufactures of— <i>Con.</i>		\$	\$ cts.		\$	\$ cts.
Miscellaneous wood and manufactures, N.E.S., viz.:—						
1 Cane, reed, or rattan, split or otherwise manufactured, N.O.P. ....		54,815	8,519 05		50,115	6,572 75
2 Corks manufactured from cork-wood, over $\frac{3}{4}$ in. in diameter. Lbs.						
3 Corks manufactured from cork-wood $\frac{3}{4}$ in. diameter and less. "		188,514	37,468 38		146,985	28,811 52
4 Corks, and other mfrs. of cork-wood or cork bark, N.O.P. ....						
5 Ivory nuts, vegetable. ....		27,009			22,459	
6 Cane and rattan, not manufactured. ....		11,294			10,096	
Willow or osiers—						
7 Osiers or willows, unmanufactured. ....		1,323			1,798	
8 Wares and all manufactures of like material, N.O.P. ....		8,616	2,155 92		10	3 33
Total wood and manufactures of. ....		8,637,324	640,993 37		7,982,771	523,769 24
9 Wool and manufactures of (exports). ...						
10 Blankets. .... Lbs.	383,810	111,490	27,754 55	324,999	98,417	23,526 08
11 Cassimeres, cloths and doeskins Yds.	3,026,967	1,977,209	603,768 61	3,273,994	2,246,257	690,564 38
12 Coatings and overcoatings. .... "	1,821,903	1,164,929	355,192 70	1,604,368	1,087,754	325,814 50
13 Tweeds. .... "	3,854,694	2,073,726	627,301 62	3,175,911	1,713,821	518,043 64
14 Felt cloth, N.E.S. .... "	29,556	32,588	10,987 81	23,885	22,491	7,499 46
15 Flannels. .... "	737,081	131,674	37,013 53	488,966	91,121	23,765 61
16 Knitted goods, including knitted underwear. N.E.S. ....		404,027	119,953 47		313,754	89,308 32
17 Shawls. ....		109,118	27,670 60		70,784	18,564 67
18 Bed comforters and counterpanes. .... No.	7,691	16,027	4,059 48	5,494	13,603	3,486 50
19 Blouses and shirt waists. ....						
20 Socks and stockings. .... Doz prs.	626,721	1,119,281	283,387 59	498,701	967,798	248,968 81
21 Yarn, mohair. .... Lbs.	1,590	1,400		2,307	1,553	
22 Yarn, spun from the hair of the alpaca or angora goat, when imported by manufacturers of braids for use exclusively in their factories in the manufacture of such braids only. ....	192	449				
23 Yarn costing 30c. per lb. and over, imported on the cop, tube, or in the hank by manufacturers of woollen goods for use in their products. ....	1,576,668	762,586	102,851 23	1,161,000	591,122	77,397 62
24 Yarn, N.E.S. ....	267,790	151,545	39,683 90	160,309	104,348	26,733 00
25 Yarn, wool or worsted, the same being genapped, dyed and finished, imported by manufacturers of braids, cords, tassels and fringes. ....	53,116	25,042		40,622	19,434	



## SESSIONAL PAPER No. 10

into and Exports from Canada, &c.—*Continued.*

IMPORTS.					EXPORTS.				
Value.					Value.				
1903.	1904.	1905.	1906.	1907 (9 mos.)	1903.	1904.	1905.	1906.	1907 (9 mos.)
\$	\$	\$	\$	\$	\$	\$	\$	\$	\$
54,819	52,221	40,150	54,815	50,115					1
									2
127,213	119,880	123,313	194,404	137,957					3
									4
14,159	23,132	21,411	27,609	22,459		4	1,030		5
									6
18,020	6,522	8,258	11,294	10,096					7
									8
62	262	954	1,323	1,798					
		71	8,616	10					
6,990,414	9,399,442	8,540,431	8,656,370	7,983,322	40,868,016	36,966,264	37,777,668	43,546,110	37,188,158
					64,222	70,535	75,515	85,180	47,799
44,021	122,806	124,519	108,769	90,223					9
2,381,665	2,280,217	1,589,685	2,003,161	2,224,296					10
944,809	1,050,658	1,177,760	1,166,954	1,084,926					11
1,397,482	2,049,773	1,952,792	2,092,559	1,715,165					12
30,232	36,037	33,888	32,588	22,491					13
139,385	129,195	134,933	132,348	91,514					14
									15
105,644	240,177	329,280	407,059	313,093					16
111,461	112,938	96,336	109,982	69,759					17
7,404	6,810	17,433	16,027	13,603					18
135	9,350								19
887,742	871,903	957,147	1,120,696	906,188					20
1,684	14,277	3,423	1,400	1,553					21
2,758	4,233	2,516	449						22
435,484	504,708	639,198	753,468	579,271					23
286,142	187,731	172,590	160,102	109,549					24
14,562	17,133	23,420	25,042	19,434					25

7-8 EDWARD VII., A. 1908

## No. 11.—ITEMIZED STATEMENT showing the Values of Imports

ARTICLES.		ENTERED FOR HOME CONSUMPTION.					
		1906.			1907 (9 mos.)		
		Quantity.	Value.	Duty.	Quantity.	Value.	Duty.
			\$	\$ cts.		\$	\$ cts.
1	Wool and manufactures of— <i>Con.</i> Yarn, botany yarn, in numbers 30 or finer, on mule cops, dry spun, on what is known as the French or Belgium system, not doubled or twisted, in white only, when imported by manufacturers of cashmere socks, or stockings to be used exclusively for the manufacture of such articles in their own factories Lbs.	150,121	91,810	.....	86,945	57,856	.....
2	Wool, class 1, viz.:— Leicester, Coltswood, Lincolnshire, South Down combing wools, or wools known as lustre wools, and other like combing wools, such as are grown in Canada .....						
3	Worsted tops made from such wool as are mentioned in the preceding item .....					6	0 60
4	Wool, not further prepared than washed, N.E.S. .... Lbs.	6,311,837	1,489,268	.....	3,928,791	853,152	.....
5	Noils, being the short wool which falls from the combs in worsted factories and worsted tops, N.E.S. ....		291,127	.....		331,199	.....
6	Wool fabrics, viz.:—Italian linings, cobourgs, lustres, mohairs and alpacas .....					405,445	92,150 73
7	All fabrics and manufactures, composed wholly or in part of wool, worsted, &c., N.E.S. ....		5,965,648	1,905,904 61		4,027,546	1,485,346 64
8	Clothing, ready-made and wearing apparel, N.E.S., composed wholly or in part of wool, worsted, &c., N.E.S. ....		789,516	270,720 16		599,307	204,494 02
9	Clothing, women's and children's outside garments .....		490,511	192,712 60		445,388	179,549 12
10	Women's and children's dress goods, coat linings, Italian cloths, alpacas, orleans, cashmeres, henriettas, serges, bunnings, nun's cloth, bengalines, whip cords, twills, plain or jacquards of similar fabrics, composed wholly or in part of wool, worsted, the hair of the camel, alpaca, goat or like animals, not exceeding in weight, 6 oz., to the square yard, when imported in the gray or unfinished state for the purpose of being dyed or finished in Canada .....	Sq. yds.	470,805	88,232	16,789 76	256,351	56,073 11,361 20
11	Shirts .....	Doz.	4,146	31,065	8,055 08	2,135	15,116 3,900 20
12	Undershirts and drawers .....		222,175	60,292 30		131,426	35,315 21
	Carpets:—						
13	Brussels .....	Yds.	661,581	468,022	110,511 65	223,933	175,389 42,560 96
14	Tapestry .....	"	1,578,801	564,599	132,308 37	697,454	282,008 68,807 92

## SESSIONAL PAPER No. 10

into and Exports from Canada, &c.—*Continued.*

IMPORTS.					EXPORTS.				
Value.					Value.				
1903.	1904.	1905.	1906.	1907 (9 mos.)	1903.	1904.	1905.	1906.	1907 (9 mos.)
£	£	£	£	£	£	£	£	£	£
70,523	72,918	71,495	91,810	57,856					
		43							
		4		6					
1,239,998	1,319,735	1,553,431	1,489,268	853,152	382,935	315,207	425,939	368,679	346,230
187,835	206,914	302,219	291,127	331,199					
{	3,754,413	4,116,869	4,843,993	5,956,693	{				
					{				
{	1,218,346	1,472,333	672,608	788,804	593,315				
			756,851	488,524	445,293				
66,546	82,875	80,737	92,610	49,649					
27,289	48,881	33,767	31,065	14,677					
75,928	146,985	196,068	222,972	131,426					
553,057	544,610	540,408	460,784	162,604					
658,415	697,984	591,360	564,175	281,046					

No. 11.—ITEMIZED STATEMENT showing the Values of Imports

ARTICLES.		ENTERED FOR HOME CONSUMPTION.					
		1906.			1907 (9 mos.)		
		Quantity.	Value.	Duty.	Quantity.	Value.	Duty.
			\$	\$ cts.		\$	\$ cts.
Wool and manufactures of <i>Con.</i>							
Carpets— <i>Con.</i>							
1	Other carpets..... Yds.	757,264	541,594	130,175 65	1,031,664	630,273	157,900 63
2	Felt, pressed, of all kinds, not filled or covered by or with any woven fabric. .... Lbs.	828,357	195,518	41,284 02	599,245	176,713	37,084 67
3	Shoddy..... "	444,458	40,703	5,479 69	251,673	24,534	3,381 20
Total wool and manufactures of...			19,350,929	5,113,858 98		16,153,688	4,379,525 69
4	Yeast cakes..... Lbs.	3,616	359	216 96	3,020	778	181 20
5	Yeast, compressed, in packages weighing less than 50 pounds.. "	870	178	52 20	1,872	467	112 32
6	Yeast, compressed, in bulk or mass of not less than 50 pounds "	226,329	48,072	6,789 87	194,270	40,952	5,828 10
Total yeast..... "		230,815	48,609	7,059 03	199,162	42,197	6,121 62
<i>Miscellaneous Articles.</i>							
7	Anatomical preparations and skeletons or parts thereof.....		2,124			2,211	
8	Apparel, wearing, and other personal and household effects, not merchandise, of British subjects dying abroad, but domiciled in Canada; books, pictures, family plate or furniture, personal effects and heirlooms left by bequest.....		4,154			2,757	
9	Articles ex-warehoused for Excise purposes to be manufactured in bond, N.E.S.....		3,007				
10	Articles for the use of the Governor General.....		12,877			10,976	
11	Articles for the personal or official use of Consuls General who are natives or citizens of the country they represent, and not engaged in any other business or profession.....		3,307			3,305	
12	Articles imported by, and for the use of the Dominion Government, or any of the departments thereof, or by and for the Senate and House of Commons, &c.....		1,832,808			1,403,542	
Articles for the use of the army and navy, viz.:							
13	Arms, military or naval clothing, musical instruments for bands, military stores and munitions of war; also articles consigned direct to officers and men on board vessels of His Majesty's navy for their own personal use.....		7,944			698	

SESSIONAL PAPER No. 10

into and Exports from Canada, &c.—*Continued.*

IMPORTS.					EXPORTS.				
Value.					Value.				
1903.	1904.	1905.	1906.	1907 (9 mos.)	1903.	1904.	1905.	1906.	1907 (9 mos.)
\$	\$	\$	\$	\$	\$	\$	\$	\$	\$
260,643	273,726	456,369	542,353	631,023					1
214,140	212,726	168,099	190,174	183,104					2
18,559	20,429	28,142	40,703	24,534					3
15,130,302	16,854,931	17,563,514	19,381,666	16,136,308	447,157	385,742	501,454	453,859	394,029
195	3,014	1,918	366	1,900					4
61	41	63	178	467					5
53,069	36,006	43,509	48,072	40,952					6
53,325	39,061	45,490	48,616	43,319					
862	1,292	2,821	2,124	2,211					7
8,194	7,641	3,653	4,154	2,757					8
									9
7,468	5,426	9,933	12,425	9,808					10
5,439	4,073	7,069	2,760	2,494					11
1,407,060	2,398,668	1,689,685	1,831,472	1,404,450					12
90,820	19,493	12,170	7,805	698					13
10—11½									



7-8 EDWARD VII., A. 1908

## No. 11.—ITEMIZED STATEMENT showing the Values of Imports

ARTICLES.	ENTERED FOR HOME CONSUMPTION.					
	1906.			1907 (9 mos.)		
	Quantity.	Value.	Duty.	Quantity.	Value.	Duty.
<i>Miscellaneous Articles—Con.</i>		\$	\$ cts.		\$	\$ cts.
1 Articles for A. A. Telegraph Co. ....		43			27	
2 Articles ex-warehoused for ships' stores. ....		398,052			409,102	
3 Bird skins and skins of animals not native to Canada for taxidermic purposes not further manufactured than prepared for preservation. ....		660			579	
4 Blast furnace slag. ....		19,005			1,870	
5 Botanical specimens. ....		21			96	
6 Cabinets of coins, collections of medals, and other antiquities. ....		20,701			12,124	
7 Casts as models for the use of schools of design. ....		43			100	
8 Circus menagerie. ....						
9 Clothing and books, donations of, for charitable purposes. ....		10,054			7,978	
10 Damaged goods, under sections 49 to 53 of Revised Statutes, chap. 32. ....		18,828	4,060 62		15,105	2,007 78
11 Entomological specimens. ....		246			94	
12 Fossils. ....		15			230	
13 Goods, the growth, produce or manuf. of Canada, N.E.S., exported and returned. ....		754,454			882,926	
14 Hemp paper, made on four cylinder machines and calendered to between .006 and .008 inch thickness, for the manufacture of shot shells and primers for shot shells and cartridges; and felt board sized and hydraulic pressed and covered with paper or uncovered, for the manufacture of gun wads when such articles are imported by the manufacturers of shot shells, cartridges and gun wads, to be used for these purposes only in their own factories. ....		23,984			4,247	
15 Photographs not exceeding three sent by friends and not for purpose of sale. ....		199			98	
16 Models of inventions and of other improvements in the art, but no article or articles shall be deemed a model which can be fitted or used. ....		17,401			14,107	
17 Pictorial illustrations of insects, &c., when imported for the use of colleges and schools, scientific and literary societies. ....		23				
18 Settlers' effects. ....		9,254,511			5,775,378	
19 Specimens, models and wall diagrams for illustration of natural history for universities and public museums. ....		1,334			1,066	



7-8 EDWARD VII., A. 1908

## No. 11.—ITEMIZED STATEMENT showing the Values of Imports

		ENTERED FOR HOME CONSUMPTION.						
ARTICLES.		1906.			1907 (9 mos.)			
	Quan- tity.	Value.	Duty.	Quan- tity.	Value.	Duty.	1903.	
<i>Miscellaneous Articles—Con.</i>		\$	\$ cts.		\$	\$ cts.		
1	Typewriter tables with movable figures, and musical instruments im- ported by and for use of schools for the blind.....							
2	Other miscellaneous articles	19,007			17,673		171,870	
3	Special duty on articles shipped to Canada at lower than usual home- trade price .....		74,409 28			72,683 31		
4	Additional duties, post en- tries, &c.....		159,251 55			163,864 53		
Total miscellaneous....		12,434,802	237,721 45		8,566,289	238,555 62	8,502,766	
Total merchandise only		283,282,204	46,671,101 18		249,737,874	40,290,171 70	232,238,164	
5	Coin and Bullion .....	7,078,603			7,517,008		8,976,797	
Grand totals.....		290,360,807	46,671,101 18		257,254,882	40,290,171 70	241,214,961	

SESSIONAL PAPER No. 10

into and Exports from Canada, &c.—*Concluded.*

IMPORTS.					EXPORTS.			
Value.					Value.			
1904.	1905.	1906.	1907 (9 mos.)	1903	1904.	1905.	1906.	1907 (9 mos.)
\$	\$	\$	\$	\$	\$	\$	\$	\$
23,720	6,447 <sup>78</sup>	19,007	22,614	384,544	177,745	1,510,105	135,923	268,018
9,704,255	9,603,576	12,082,305	8,220,397	1,776,581	1,493,248	2,953,268	1,897,572	1,556,722
251,337,490	256,525,982	287,207,412	252,268,999	225,229,761	211,055,678	201,472,061	246,657,802	192,087,233
7,874,313	10,308,435	7,078,603	7,517,008	619,963	2,465,557	1,844,811	9,928,828	13,189,964
259,211,803	266,834,417	294,286,015	259,786,007	225,849,724	213,521,235	203,316,872	256,586,630	205,277,197

No. 12.—FRETZED STATEMENT showing the Quantities and Values of Merchandise Exported (Home Produce only) from the Dominion of Canada during each Fiscal Year, 1903 to 1907.

ARTICLES.	1903.			1904.			1905.			1906.			1907 (9 mos.)		
	Quantity.	Value.		Quantity.	Value.		Quantity.	Value.		Quantity.	Value.		Quantity.	Value.	
Agricultural products, N.E.S.		\$			\$			\$			\$			\$	
Alc and beer.....	4,637	704,815		4,965	1,946,098		7,451	92,211		8,330	93,175		2,577	65,492	
Animals living:		3,539			2,533			4,930			6,520			978	
Cattle, one year old or less.....	4,971	59,801		1,766	23,134		1,901	22,338		2,874	34,817		921	10,434	
" over one year old.....	171,809	11,282,831		155,651	10,401,537		165,201	11,338,431		173,656	11,622,012		161,220	10,922,105	
Horses, one year old or less.....	28	3,720		26	1,595		22	2,140		31	3,085		6	300	
" over one year old.....	3,890	592,201		2,369	400,012		2,637	448,760		2,763	521,533		2,109	439,878	
Hogs.....	23,986	319,762		1,351	26,035		2,806	41,289		783	12,786		451	12,423	
Sheep, one year old or less.....	290,691	989,638		250,078	853,179		181,295	686,692		155,414	613,293		199,514	896,888	
" over one year old.....	110,792	666,043		113,375	691,938		107,018	714,018		88,848	529,047		55,151	405,936	
Poultry and other, N.E.S.		58,600			65,421			65,967			99,873			76,251	
Totals, animals living.....		13,972,596			12,462,851			13,319,335			13,466,448			12,764,215	
Animals, products of, N.E.S.		143,747			110,897			124,865			132,408			136,414	
Ashes, pot and pearl.....	1,516	45,846		932	35,833		955	37,938		1,119	37,860		1,033	31,319	
" all other.....		71,480			66,028			60,435			67,716			38,007	
Totals, ashes.....		117,326			101,861			98,373			105,576			69,386	
Balsam.....		7,117			13,811			11,744			10,463			4,464	
Bones.....	49,211	32,228		52,746	38,416		64,099	47,414		304,287	43,328		40,264	31,686	
Books:															
Books, pamphlets, maps, &c.....		149,906			178,987			181,971			253,024			165,945	
Photographs.....		3,623			3,837			4,105			3,979			2,107	
Totals, books.....		153,529			182,824			185,776			257,003			168,052	
Breadstuffs, &c.:—															
Biscuits and bread.....	3,922	33,499		4,475	37,481		3,418	31,660		10,502	39,216		3,555	28,296	
Cereal foods.....								1,284,286			1,185,133			1,132,085	
Rice.....	2,257	161					2,000	170					750	24	
Rice meal.....	1,863,940	18,917		1,812,690	14,199		2,365,760	22,030		2,675,200	29,930		1,551,900	17,870	
Totals, breadstuffs, N.E.S.		52,577			51,680			1,338,146			1,254,329			1,178,275	





No. 12.—Home Produce, Exports—*Continued.*

ARTICLES.	1903		1904.		1905.		1906.		1907 (9 mos.)	
	Quantity.	Value.	Quantity.	Value.	Quantity.	Value.	Quantity.	Value.	Quantity.	Value.
Coal and coke, &c. :—		\$		\$		\$		\$		\$
Coal.....	1,979,951	5,452,434	1,646,505	4,346,600	1,615,322	3,930,802	1,820,511	4,643,198	1,285,346	3,346,402
Charcoal.....	.....	18,949	.....	14,878	.....	2,651	.....	53,840	.....	14,282
Guano.....	43,639	90	66,755	8	128,258	41	59,541	1,023	49,249	224,536
Coke.....	.....	130,738	.....	258,047	.....	473,590	.....	281,663	.....	224,536
Totals, coal, coke, &c.....	.....	5,602,211	.....	4,619,593	.....	4,407,087	.....	4,979,724	.....	3,585,389
Coffee.....	3,330	489	8,928	2,080	7,328	2,265	3,300	485	2,428	204
Cordage, rope and twine.....	.....	152,226	.....	517,072	.....	344,024	.....	490,464	.....	172,345
Cotton and manufactures of :—										
Cotton fabrics.....	5,338,084	531,185	4,243,382	537,789	13,086,330	1,074,737	15,152,084	1,246,734	2,700,723	355,535
" other.....	2,771,410	71,419	.....	31,492	.....	23,052	.....	31,390	.....	37,766
" waste.....	.....	61,579	2,399,964	81,664	1,710,908	69,406	1,145,460	53,388	1,042,528	36,038
Totals, cotton and mfrs. of.....	.....	664,183	.....	650,945	.....	1,173,195	.....	1,331,712	.....	429,339
Drugs, dyes, chemicals and medicines :—										
Acid, sulphuric.....	258,864	3,270	32,300	311	232,373	2,722	59,393	770	.....	887,704
Drugs, chemicals and medicines.....	.....	620,160	.....	690,928	.....	834,838	.....	1,172,012	.....	7,500
Dye stuffs.....	.....	7,845	.....	4,626	.....	3,470	.....	4,096	.....	46,604
Extract of hemlock bark.....	4,815	58,359	5,781	69,660	4,796	57,861	4,990	65,509	3,708	.....
Totals, drugs, dyes, &c.....	.....	689,634	.....	765,525	.....	898,891	.....	1,242,387	.....	941,808
Electrical apparatus.....	.....	7,460	.....	15,610	.....	21,285	.....	24,756	.....	19,415
Felt, manufactures of.....	.....	6,030	.....	440	.....	1,122	.....	887	.....	613
Fertilizers, manures, &c. :—										
Fertilizers.....	.....	116,239	.....	177,138	.....	229,212	.....	236,114	.....	198,443
Phosphates.....	.....	20	191	5,348	40	1,253	.....	.....	.....	.....
Totals, fertilizers.....	.....	116,259	.....	182,486	.....	230,465	.....	236,114	.....	198,443

## SESSIONAL PAPER No. 10

Fish and fish products, N.E.S. :—											
Codfish, including haddock, ling and pollock, fresh.....		Lbs.		Cwt.							
Codfish, dry salted.....		313,444	13,568	320,418	12,715	418,097	12,984	404,163	11,018	62,142	1,294
" wet.....		810,175	3,336,900	628,040	2,755,927	565,683	2,922,302	607,681	3,496,596	554,087	3,049,203
" pickled.....		5,224	17,338	4,298	12,024	2,887	3,373	4,910	19,694	8,346	30,632
Tongues and sounds.....		462	1,730	388	1,156	3	8	6	24	123	615
Halibut, fresh.....		118,899	7,560	1,035	11,900	1,017	10,289	1,794	20,680	1,057	13,844
" pickled.....		2,327	25,325	477	1,063,427	1,643,003	64,107	686,085	32,237	1,407,489	58,115
Herrings, fresh or frozen.....		19,403,237	102,333	15,441,170	130,160	21,868,985	154,383	22,632,281	121,526	15,775,547	4
" pickled.....		74,139	243,457	80,896	308,037	103,473	336,737	113,167	393,408	104,408	418,404
" canned.....		416,440	16,029	3,364	72,072	2,975	4,421	73,409	2,711	119,515	4,494
" smoke.....		3,428,796	77,780	2,338,534	67,182	2,407,805	56,210	3,859,063	98,003	2,911,096	80,386
Mackerel, fresh.....		860,350	22,801	1,224,424	61,081	1,540,722	91,088	1,783,520	69,457	3,287,121	143,179
" canned.....		9,600	700	19,976	3,779	1,752	132	5,276	243	3,663	493
" pickled.....		20,239	235,283	36,252	373,153	20,583	226,011	30,798	257,120	53,630	442,080
Sea fish, other, fresh.....		46,980	2,153	7,123	214	42	2	5,699,913	282,844	6,252,528	357,885
" pickled.....		222	800	849	2,126	1,169	2,699	5,363	28,549	10,357	59,080
" preserved.....		438,106	19,592	551,582	30,137	716,165	38,849	875,142	39,973	1,029,001	40,899
Oysters, fresh.....		509	2,177	488	1,418	343	1,695	328	1,959	442	3,449
" canned.....		924	78			120	87	424	156	200	25
Loobsters, fresh.....		33,292	398,267	34,003	384,544	32,886	376,536	42,125	497,541	13,445	163,472
" canned.....		11,539,142	2,591,585	10,683,919	2,519,816	11,723,246	2,754,558	11,144,402	3,010,293	5,168,155	1,368,927
Bait fish.....		260	641			21	66	301	1,758	464	2,786
" clams, or other.....		22,981	32,822	21,140	32,007	44,631	72,877	66,204	126,270	64,355	122,111
Salmon, fresh.....		1,609,539	101,711	1,677,366	182,071	1,464,232	151,569	4,837,346	432,460	1,701,747	156,493
" smoked.....		5,808	565	1,028	116	1,606	180	2,485	262	460	60
" canned.....		23,322,492	2,589,660	15,725,397	1,772,126	12,948,618	1,679,014	45,978,123	4,943,413	15,352,410	1,992,011
" pickled.....		42,684	232,739	15,588	77,488	76,262	280,462	113,357	271,137	43,740	402,031
" trout or lake trout.....		1,420,033	63,198	1,845,519	70,298	1,350,018	57,109	249,053	9,051	418,511	17,480
Fish, all other, fresh.....		1,139,332	1,139,332	1,268,149	1,268,149	1,481,272	1,481,272	1,308,616	1,308,616	971,251	971,251
" pickled.....		1,253	9,076	3,289	29,328	2,452	22,298	5,435	31,180	5,352	5,352
All other articles.....			24,395		74,277				8,957		12,430
Totals, fish and fish products.....		11,395,777		10,262,624		10,856,538			15,640,233		10,047,422
Flax, hemp, jute and manufactures of :—											
Flax.....		19,301	175,243	27,783	271,513	131,548	410,291	68,847	244,629	6,970	73,006
Tow.....		555	3,943	1,701	10,624	1,389	26,394	1,383	12,786	621	4,983
Hemp, undressed.....		90	640	107	1,068	158	1,013	40	555	2,068	13,717
Totals, flax, hemp, &c.....		19,946	179,826	29,591	283,205	136,055	437,698	70,270	257,970	9,659	91,706
Fruits :—											
Fruits, dried, including nuts :—											
Apples, dried.....		7,795,360	402,402	6,981,391	368,637	6,052,562	268,131	3,651,260	212,848	3,718,372	231,550
Dried fruits, N.E.S.....		3,000	307					1,543	135		
Nuts.....		25,438	1,552	14,197	1,118	8,439	965	2,195	276	3,233	338
Totals, fruits, dried, &c.....		7,824,698	404,261	6,995,588	369,815	6,061,001	269,099	3,654,998	213,259	3,721,606	234,888

No. 12.—Home Produce, Exports.—*Continued.*

ARTICLES.	1903.			1904.			1905.			1906.			1907 (9 mos.)		
	Quantity.	Value.	Quantity.	Value.	Quantity.	Value.	Quantity.	Value.	Quantity.	Value.	Quantity.	Value.	Quantity.	Value.	Quantity.
<i>Fruits.—Concluded.</i>		\$		\$		\$		\$		\$		\$		\$	
Fruits, green.—															
Apples, green or ripe..... Brls.	1,000,528	2,755,724	1,598,614	4,590,793	1,637,148	2,627,467	1,217,564	4,083,482	977,961	2,034,608					
Berries, all kinds.....		110,254		121,416		137,750		100,661		118,381					
All other, N.E.S. ....		16,096		35,687		33,239		144,324		79,675					
Totals, fruits, green.....		2,885,074		4,747,896		2,798,449		4,328,467		2,832,661					
Fruits, canned or preserved.....		402,186		358,942		205,825		274,573		287,365					
<i>Recapitulation.</i>															
Fruits.....		3,691,521		5,476,653		3,273,373		4,816,269		3,351,857					
Furs and skins and manufactures of:															
Furs, dressed.....		28,468		50,325		21,703		49,357		122,160					
" undressed.....		2,370,630		2,097,433		2,358,880		2,414,980		2,514,819					
Furs or skins, the produce of fish or marine animals.....		350,853		449,821		214,495		273,730		162,190					
Furs, all other, manufactures of.....		17,189		24,548		18,305		24,197		21,351					
Totals, furs and skins and mfrs. of.....		2,766,540		2,622,327		2,613,383		2,762,264		2,820,520					
Glass and manufactures of—															
Glass and glassware, N.E.S.....		8,573		12,161		16,163		10,558		8,670					
Lamps and lanterns.....		1,235		4,495		1,637		6,779		7,469					
Totals, glass and mfrs. of.....		9,808		17,156		20,800		17,337		16,139					
Glue stock.....		10,698		18,313		10,015		6,347		8,024					
Grass and manufactures of (straw)..... Tons.	3,464	14,411	8,307	32,640	3,085	13,929	4,992	17,129	1,280	5,336					
Grease and scraps..... Libs.	1,210,246	91,909	1,008,914	57,773	2,582,539	121,862	2,987,699	149,500	1,911,180	97,652					







7-8 EDWARD VII., A. 1908

## No. 12.—Home Produce, Exports—Continued.

ARTICLES.	1903.		1904.		1905.		1906.		1907 (9 mos.)	
	Quantity.	Value. \$	Quantity.	Value. \$	Quantity.	Value. \$	Quantity.	Value. \$	Quantity.	Value. \$
Metals and minerals and manufactures of— Gold and silver and manufactures of :— Gold-bearing quartz, dust, nuggets, &c. .... Oz.	3,242,680	16,437,528 1,802,630	3,198,048	18,715,539 1,865,528	3,603,238	15,268,380 2,098,778	7,261,527	12,991,916 4,310,528	8,814,815	7,226,954 5,507,259
Silver, metallic, contained in ore.....										
Totals, gold and silver and mfrs. of .....		18,240,218		20,581,067		17,307,158		17,302,444		12,734,213
Iron and steel and mfrs. of :— Agricultural implements.....		2,284,904		2,556,834		2,313,620		2,497,601		2,489,330
Castings, N.E.S. ....		181,216		82,385		73,836		55,504		26,501
Hardware, N.E.S. ....		67,292		98,288		133,226		188,672		118,843
Iron in pigs.....	20,022	261,377	16,474	160,227	5,707	66,078	697	17,858	143	3,432
Iron scrap, including steel .....	110,726	74,581	107,813	69,597	185,795	106,642	580,706	328,172	149,184	143,370
Iron, chromic iron.....	725	3,683	2,318	55,004	4,080	47,223	1,808	21,293	666	7,180
Iron ore.....	297,510	733,230	233,850	579,883	224,908	540,909	148,040	315,540	34,191	65,367
Iron, mfrs. of.....		403,780		350,040		312,865		481,689		321,030
Machinery, N.E.S. ....	1,277	26,429	1,009	20,663	1,009	22,863	967	22,525	1,444	29,708
Sewing machines.....		2,140,886		1,046,279		235,562		347,367		332,125
Steel and manufactures of .....	811	8,913	977	13,428	1,376	16,738	1,019	11,286	754	7,751
Stoves.....		98,966	4,641	150,914	3,678	125,544	4,411	143,633	4,490	126,986
Typewriters.....										
Totals, iron and steel and mfrs. of .....		6,285,757		5,183,542		4,029,106		4,461,740		3,671,623
Lead and manufactures of :— Lead ore.....	16,277,956	384,077	16,195,618	347,740	51,989,401	1,187,132	19,531,240	678,041	18,519,817	639,479
Tin and manufactures of.....		71,199		67,529		37,535		22,106		8,388
Miscellaneous metals and minerals and manufactures of :— Aluminum, in pigs, bars, ingots, &c. .... Lbs.										
Antimony ore.....	123	17,990	96	5,060	2,468,382	534,598	3,088,122	618,499	4,117,985	811,992
Arsenic.....	942,671	26,736	600	39	375	1,161	428	1,262	917	1,626
Asbestos.....	30,661	955,405	34,636	984,836	254,000	12,300	129,070	6,157	245,902	4,918
Barites.....	2,500	44,403	406	368	13,080	5,178	34,488	1,578,137	41,008	1,206,776
Jewellers' swappings.....										
Manganese ore.....	151	2,421	68	2,294	93	78,026	17	86,963	1,350	67,992
						2,212		1,210	93	925

## SESSIONAL PAPER No. 10

Metals other than iron or steel.....	406,553	.....	542,401	.....	235,181	.....	45,184	.....	44,550
Mica, crude or cut.....	327,879	865,327	213,660	1,016,663	169,128	1,329,634	335,591	1,392,997	488,701
Mica, ground.....	302,791	.....	110,707	.....	23,771	.....	110,415	.....	127,119
Mines, produce of, N.E.S.....	878,150	14,229,973	1,237,307	11,970,557	1,185,656	23,469,841	2,166,436	16,217,585	1,587,476
Nickel, ore, matte or speiss.....	160,045	4,854	83,483	17,499	691,000	11,359	370,655	7,805	301,097
Ores, N.E.S.....	283	.....	61	.....	423	.....	1,966	.....	17,031
Platinum.....	316	3	27,085	4,422	8,580	3,976	4,726	6	19
Plumbago, crude ore.....	17,594	5,932	14,643	.....	1,478	.....	2,948	.....	2,506
" manufactures of.....	8,768	.....	44,227	.....	63,729	20,285	49,768	.....	57,496
Pyrites.....	60,458	17,171	14,111	.....	22,561	.....	3,050	.....	7,395
Stereotypes, electrotypes, &c.....	1,423	.....	.....	.....	3,555	.....	.....	.....	.....
Totals, miscellaneous metals.....	3,211,551	.....	3,323,536	.....	4,356,657	.....	5,400,981	.....	4,765,756
Recapitulation.....	.....	.....	.....	.....	.....	.....	.....	.....	.....
Metals and minerals and mfrs. of.....	31,100,597	.....	34,007,454	.....	31,770,513	.....	35,013,945	.....	26,947,412
Milk and cream, condensed.....	3,078,467	.....	150,094	3,444,837	257,565	1,744,991	128,530	686,539	46,041
Mineral water.....	6,382	.....	3,162	6,840	3,449	6,192	3,365	5,133	2,939
Musical instruments, &c.:—	.....	.....	.....	.....	.....	.....	.....	.....	.....
Organs.....	6,290	5,012	274,106	4,212	232,298	3,780	206,402	3,477	194,289
Pianos.....	367	312	68,631	230	49,676	281	64,475	169	37,466
All other.....	5,180	.....	4,972	.....	7,818	.....	10,422	.....	2,619
Totals, musical instruments.....	418,570	.....	352,709	.....	289,792	.....	281,799	.....	234,374
Oils:—	.....	.....	.....	.....	.....	.....	.....	.....	.....
Mineral oils:—	.....	.....	.....	.....	.....	.....	.....	.....	.....
Coal and kerosene, crude.....	200	197	9	4,195	211	.....	.....	935	143
" " refined.....	213	1,011	216	2,246	480	14,500	3,152	2,232	540
Totals, mineral oils.....	413	1,208	225	6,441	691	14,500	3,152	3,167	683
Fish oils:	.....	.....	.....	.....	.....	.....	.....	.....	.....
Cod.....	119,153	83,417	44,025	81,301	39,607	110,208	34,070	93,274	26,761
Seal.....	22,519	1,380	1,538	.....	.....	15,570	4,536	61,552	22,694
Whale.....	.....	.....	.....	838	233	221,235	66,408	290,181	97,462
Other.....	24,303	2,763	1,021	12,127	3,145	29,818	6,863	30,510	5,613
Totals, fish oils.....	165,975	90,560	46,584	94,266	43,285	376,831	114,877	478,517	152,530
Animal, vegetable oils, &c.:—	.....	.....	.....	.....	.....	.....	.....	.....	.....
Lard oil.....	.....	.....	.....	.....	.....	50	23	.....	.....
Neat's foot.....	.....	2,480	1,268	.....	2	.....	.....	.....	.....
All other.....	141,270	273,866	54,658	421,397	46,889	977,449	97,824	651,258	39,675
Totals, animal oils, &c.....	141,270	276,346	55,926	421,398	46,891	977,449	97,817	651,258	39,675

No. 12.—Home Produce, Exports—*Continued.*

ARTICLES.	1903.			1904.			1905.			1906.			1907 (9 mos.)		
	Quantity.	Value.	Quantity.	Value.	Quantity.	Value.	Quantity.	Value.	Quantity.	Value.	Quantity.	Value.	Quantity.	Value.	Quantity.
		£		£		£		£		£		£		£	%
<i>Recapitulation.</i>															
Oils . . . . .	307,658	106,929	368,114	102,735	522,105	90,807	1,368,920	212,876	1,135,942	192,888					
Oil-cake . . . . .	257,411	289,945	258,952	286,254											
Paintings in oil or water colours. . . . .															
Paints and colours:—															
Mineral pigment, ochres and iron oxides, &c. Lbs.	1,136,622	10,454	860,025	8,182	903,592	8,294	636,810	6,718	61,700	537					
Paper and manufactures of:—															
Wall paper, . . . . .	431,442	42,878	559,962	49,138	248,574	23,053	533,445	35,535	243,165	20,412					
Paper, N.E.S. . . . .		848,622		1,083,620		1,768,020		1,971,137		1,657,740					
Plants and trees. . . . .		6,930		10,467		14,684		9,943		4,270					
Provisions:—															
Butter . . . . .	34,128,944	6,954,618	24,568,001	4,724,155	31,764,303	5,930,379	34,031,525	7,075,539	18,978,568	4,011,009					
Cheese . . . . .	229,099,925	24,712,943	253,980,716	24,184,566	215,753,259	20,300,500	215,884,543	24,433,169	178,141,567	22,006,584					
Eggs . . . . .	7,404,100	1,436,130	5,780,316	1,053,896	3,601,427	712,866	2,921,725	495,176	2,591,205	556,557					
Lard . . . . .	2,413,975	236,007	493,936	45,617	1,284,189	110,540	129,524	13,039	196,469	20,461					
Meats, viz.:—															
Bacon . . . . .	137,954,552	15,455,174	124,060,598	12,003,521	116,835,050	12,194,458	99,125,059	11,606,707	75,378,919	9,018,470					
Beef . . . . .	2,378,175	206,563	2,962,760	255,293	1,331,532	92,326	2,887,962	290,718	1,455,211	102,560					
Hams . . . . .	4,002,357	451,160	3,883,905	418,740	2,865,763	321,501	3,782,820	420,161	1,831,161	203,652					
Mutton . . . . .	84,212	7,794	89,924	8,626	160,702	10,509	105,062	7,825	64,249	5,833					
Pork . . . . .	1,331,493	122,935	4,280,071	446,507	2,236,936	188,194	775,836	57,729	479,762	47,293					
Poultry and game . . . . .		163,332		143,216		115,807		118,071		81,426					
Meats, canned . . . . .	5,783,655	619,299	23,453,754	2,343,031	38,356,085	3,538,976	13,665,823	1,367,593	3,378,925	413,112					
" all other, N.E.S. . . . .	1,472,575	90,676	1,582,927	124,539	1,647,085	116,796	1,723,294	174,383	1,309,915	132,553					
Tongues . . . . .	73,533	6,494	52,512	4,657	49,486	4,046	30,943	3,126	11,603	1,625					
Totals, provisions . . . . .		50,463,125		46,355,864		43,636,898		46,033,236		36,502,035					
Rags . . . . .	6,687,578	86,051	10,128,291	145,453	12,696,737	214,334	17,284,194	228,216	13,894,704	183,345					
Sails . . . . .		80						1,014		258					
Salt . . . . .	445,711	2,724	2,389,095	7,579	386,454	2,920	1,621,747	6,670	357,906	1,074					

Seeds and bulbous roots:—									
Clover .....	113,496	839,459	230,484	1,337,139	85,671	520,451	211,869	1,336,805	70,093
Grass .....	65,324	75,464	101,853	77,825	92,619	66,975	43,441	55,865	71,252
Flax .....	"	"	1,411	1,250	314	479	2,824	3,328	121,582
Other seeds .....	"	4,249	"	11,557	"	11,249	"	22,471	"
Totals, seeds, &c. ....	"	919,172	"	1,427,771	"	599,154	"	1,478,468	"
Slips .....									
Shops .....	3,040	50,307	6,480	50,165	1,884	56,313	3,749	30,370	11
Soap .....	384,690	13,700	481,752	29,474	720,533	30,198	1,262,578	52,724	2,035
Spirits and wines:—									
Spirits:									
Brandy.....	169	189	101	142	325	365	1,247	1,946	25
Gin .....	"	"	"	"	"	"	"	"	"
Whiskey .....	158,939	493,438	179,099	570,097	230,796	622,224	286,305	943,649	442
All other spirits, N.E.S. ....	53,267	40,069	130,687	58,752	181,075	70,325	294,245	98,755	298,884
Totals, spirits .....	214,375	533,636	309,887	629,591	412,196	692,914	581,893	1,044,375	146,261
Wines.....									
Wines.....	2,611	3,365	2,838	4,695	8,994	8,821	5,425	4,900	445,589
Recapitulation.									
Spirits and wines.....	216,986	537,021	312,725	634,286	421,190	704,735	587,318	1,049,275	1,711
Starch .....	2,710	153	19,850	991	163,473	4,770	99,726	4,937	447,300
Stone and manufactures of:—									
Felspar .....	11,687	23,163	8,913	19,371	14,159	34,262	12,516	37,615	48,465
Building, freestone, limestone, &c., wrought .....	"	"	"	"	"	"	"	"	"
Building, freestone, limestone, &c., wrought .....	231,818	103,754	123,621	29,511	85,857	23,043	566	1,450	10,919
Gravel and sand .....	253,596	1,015	324,911	432	276	276	"	292	1,566
Grindstones, manufactured .....	"	"	"	112,173	386,141	141,604	346,278	168,046	2,750
Gypsum or plaster, crude .....	299,633	14,122	272,653	12,676	27,985	15,793	"	76,705	76,705
Ornamental granite, marble, &c., wrought .....	485	3,462	163	299,272	329,213	334,769	404,854	446,789	33,929
Ornamental granite, marble, &c., wrought .....	"	"	"	851	99	726	3,147	3,145	315,925
Plaster of Paris or gypsum, ground .....	"	1,736	"	9,194	"	3,521	"	2,105	1,271
Set me for the manufacture of grindstones, rough .....	"	7,497	"	10,151	"	2,801	"	1,663	21,339
Totals, stone and mfrs. of .....	1,428	10,809	2,056	17,538	872	8,711	896	10,457	2,653
Totals, stone and mfrs. of .....									
496,414									



No. 12.—Home Produce, Exports—Continued.

ARTICLES.	1903.		1904.		1905.		1906.		1907 (9 mos.)	
	Quantity.	Value.	Quantity.	Value.	Quantity.	Value.	Quantity.	Value.	Quantity.	Value.
Sugar, syrup and molasses:		£		£		£		£		£
Maple sugar.....	2,741,639	190,603	1,845,224	141,011	1,947,967	135,066	1,874,651	129,177	1,790,091	149,690
Maple syrup.....	1,731	1,397	2,873	2,548	2,792	2,625	84,430	9,128	1,281	1,181
Sugar, all kinds, N.E.S.....	289,118	7,776	71,430	3,197	203,830	8,065	496,310	20,100	639,067	18,293
Sugar-house syrup.....	75,392	12,037	41,489	8,229	98,634	10,634	279,013	15,681	149,764	18,355
Molasses.....	297	90	254	128	.....	.....	.....	.....	.....	.....
Totals, sugar, syrup, &c.....	.....	213,003	.....	155,108	.....	156,450	.....	174,146	.....	187,519
Tallow.....	335,834	20,632	150,781	7,365	678,131	55,140	519,792	23,085	178,121	8,990
Tar.....	.....	37,630	.....	27,755	.....	28,646	.....	98,477	.....	90,838
Tobacco and manufactures of:—										
Cigars.....	.....	2,350	.....	4,480	.....	3,531	.....	2,700	.....	940
Cigarettes.....	.....	736	.....	1,531	.....	1,283	.....	212	.....	425
All other, N.E.S.....	138,634	49,012	142,984	46,463	172,820	58,250	152,731	49,531	85,500	37,282
Leaf, raw.....	37,569	4,947	54,420	6,712	49,529	4,280	77,693	19,100	44,734	6,700
Snuff.....	5	2	19	6	11	5	7	4	1	1
Stems and cuttings.....	323,282	12,449	498,985	21,279	366,297	19,115	* 555,444	30,533	468,791	22,516
Totals, tobacco and mfrs. of.....	.....	69,496	.....	80,480	.....	86,464	.....	102,140	.....	67,924
Vegetables:—										
Potatoes.....	660,967	386,748	2,106,520	1,172,137	713,564	392,652	1,259,169	655,904	525,283	377,160
Turnips.....	1,085,895	107,954	1,340,248	107,020	1,417,955	162,767	1,138,300	137,527	1,195,302	145,250
Vegetables, canned or preserved.....	.....	33,206	.....	48,993	.....	23,116	.....	33,311	.....	6,300
All other.....	.....	30,753	.....	25,409	.....	38,532	.....	78,414	.....	51,801
Totals, vegetables.....	.....	558,661	.....	1,410,559	.....	616,467	.....	905,156	.....	580,571
Vinegar.....	493	115	856	249	1,341	352	313	69	346	71





No. 12.—Home Produce, Exports—*Concluded.*

ARTICLES.	1903.			1904.			1905.			1906.			1907 (9 mos.)		
	Quantity.	Value.		Quantity.	Value.	%	Quantity.	Value.	%	Quantity.	Value.	%	Quantity.	Value.	%
Wood and mfrs. of— <i>Concluded.</i>															
Wood, unmanufactured— <i>Concluded.</i>															
Wood for wood pulp.....		1,538,560		479,228	1,788,049		593,624	2,600,814		614,286	2,649,106		452,846	1,498,805	
All other wood, unmd.....		9,768			7,173			7,900			14,336			6,879	
Totals, wood, unmd.....		36,268,689			32,990,061			33,137,310			38,718,594			33,406,712	
Wood, manufactured—															
Barrels, empty.....	7,871	4,103		11,270	9,019		6,115	7,652		9,953	12,344		4,410	3,796	
Doors, sashes and blinds.....		331,959			187,558			128,065			163,081			80,114	
Household furniture.....		359,067			340,251			304,493			283,606			138,099	
Matches and match splints.....		112,011			192,552			151,766			109,112			38,760	
Moldings, trimmings, &c.....		21,527			7,863			3,810			5,089			10,556	
Pails, tubs, churns and other hollow woodware.....		6,755			9,457			5,212			7,936			4,580	
Spoolwood and spools.....		122,175			62,402			84,678			185,663			45,745	
Wood pulp.....		3,150,943			2,469,074			3,399,158			3,478,150			2,984,945	
All other wood, mfd.....		365,417			395,047			332,204			367,946			303,392	
Totals, wood, mfd.....		4,473,952			3,633,223			4,417,038			4,612,917			3,609,357	
Recapitulation.															
Wood and manufactures of.....		40,742,641			36,623,284			37,554,348			43,331,511			37,016,649	
Wood and manufactures of—															
Woolens.....		55,892			57,004			58,299			67,968			29,813	
Wool.....	2,527,150	382,879		1,775,429	306,289		1,971,501	418,575		1,424,795	352,636		1,229,369	330,685	
Totals, wool and mfrs. of.....		438,771			363,293			476,874			420,604			360,498	

[illegible]

7-8 EDWARD VII., A. 1908

No. 13.—STATEMENT of the Quantities and Values of the Principal Articles  
(From

PRINCIPAL ARTICLES.	QUANTITIES AND VALUES.					
	1893.	1894.	1895.	1896.	1897.	1898.
Ale, beer and porter . . . . . { Galls.	339,084	308,071	243,346	269,184	314,209	360,374
Animals, living :—	\$ 182,522	159,205	123,289	123,660	134,897	166,436
Cattle . . . . . { No.	1,851	447	2,476	515	4,300	1,480
Horses . . . . . { \$	48,352	16,048	40,151	11,789	58,926	60,635
Sheep . . . . . { No.	2,357	2,275	2,232	3,694	5,423	14,642
All other . . . . . { \$	411,550	435,785	363,551	562,109	404,465	706,361
Totals . . . . . { No.	41,258	47,409	42,921	47,736	47,615	45,423
Asphaltum or asphalt . . . . . { \$	158,781	116,574	65,258	89,437	87,284	94,670
Baking powder . . . . . { \$	66,380	35,395	43,789	141,113	78,902	101,028
Books, pamphlets, &c.:—	\$ 685,063	603,802	512,749	795,448	629,577	962,694
Books, printed, periodicals f Cwt.	68,342	181,112	61,487	84,694	7,493	132,405
and pamphlets, N.E.S. . . . { \$	36,308	111,441	41,817	33,875	9,012	55,164
Bibles, prayer books, psalm	Lbs. 358,021	341,081	306,973	315,680	286,438	377,303
and hymn books, &c. . . . . { \$	103,768	98,051	86,941	84,606	78,346	103,622
Books, not printed in Canada,	Lbs. . . . .	1,488,940	1,615,599	1,629,348	1,629,348	1,629,348
for use of colleges, &c., free	\$ 689,529	621,445	488,385	513,734	536,324	532,107
libraries, college libraries,	\$ 160,004	144,081	130,797	126,932	135,764	231,754
&c., and law societies, and	24,276	45,803	95,997	107,859	113,933	149,609
being the property of the	59,495	74,119	77,278	105,527	122,638	137,470
organized authorities of such	387,281	396,193	433,147	416,114	392,587	292,771
library and not in any case	\$ 117,958	117,643	114,005	104,719	101,633	71,593
the property of individuals ;	254,916	229,998	195,063	196,853	189,867	242,828
also books in print more	1,306,178	1,233,089	1,101,525	1,155,624	1,200,159	1,365,421
than 12 years . . . . . { \$	3,592,303	6,238,388	5,605,779	7,352,966	8,057,289	12,798,684
Newspapers, and quarterly,	\$ 72,986	106,882	93,300	126,044	146,014	268,751
monthly and semi-monthly	22,089,124	13,996,983	14,572,729	13,301,218	2,812,971	8,615,978
magazines and weekly liter-	\$ 275,946	136,761	128,692	108,477	34,552	90,620
ary papers, unbound . . . . { Lbs.	123,365	124,034	140,176	148,826	141,953	185,798
Pamphlets, advertising pic-	\$ 472,297	367,677	362,168	383,347	322,519	545,169
tures, pictorial show cards,	387,281	396,193	433,147	416,114	392,587	292,771
illustrated advertising peri-	\$ 117,958	117,643	114,005	104,719	101,633	71,593
odicals, price lists and ad-	254,916	229,998	195,063	196,853	189,867	242,828
vertising calendars, &c. . . { \$	1,306,178	1,233,089	1,101,525	1,155,624	1,200,159	1,365,421
All other . . . . . { \$	3,592,303	6,238,388	5,605,779	7,352,966	8,057,289	12,798,684
Totals . . . . . { \$	72,986	106,882	93,300	126,044	146,014	268,751
Breadstuffs, &c., viz.:—	22,089,124	13,996,983	14,572,729	13,301,218	2,812,971	8,615,978
Cereal foods . . . . . { \$	\$ 275,946	136,761	128,692	108,477	34,552	90,620
Rice . . . . . { Lbs.	123,365	124,034	140,176	148,826	141,953	185,798
uncleaned, unbulled or f \$	472,297	367,677	362,168	383,347	322,519	545,169
paddy . . . . . { \$	3,592,303	6,238,388	5,605,779	7,352,966	8,057,289	12,798,684
All other . . . . . { \$	72,986	106,882	93,300	126,044	146,014	268,751
Totals . . . . . { \$	22,089,124	13,996,983	14,572,729	13,301,218	2,812,971	8,615,978
	\$ 275,946	136,761	128,692	108,477	34,552	90,620
	123,365	124,034	140,176	148,826	141,953	185,798
	472,297	367,677	362,168	383,347	322,519	545,169

## SESSIONAL PAPER No. 10

of Merchandise Imported into Canada during each Fiscal Year, 1893 to 1907.  
*Canadian Returns.*)

## QUANTITIES AND VALUES.

1899.	1900.	1901.	1902.	1903.	1904.	1905.	1906.	1907 (9 mos.)
340,387 168,291	399,257 223,571	388,617 207,998	408,733 206,481	507,184 249,702	588,719 299,166	665,097 349,288	760,777 412,080	756,985 420,444
2,264 111,158	3,654 171,652	9,112 317,889	11,395 293,747	38,641 657,996	37,510 555,576	20,300 356,565	14,864 249,972	4,799 96,674
15,997 700,990	13,072 747,125	10,189 672,206	20,909 1,234,694	32,404 2,059,487	33,808 2,158,426	13,770 1,754,872	20,091 2,278,059	19,067 2,001,883
39,599 96,213	46,884 133,202	84,011 185,975	140,354 386,333	80,282 217,342	72,723 207,167	85,202 220,802	70,496 210,860	74,494 257,025
116,261	108,172	76,271	71,567	105,255	101,147	408,849	471,831	62,624
1,024,622	1,169,151	1,252,341	1,986,341	3,040,080	3,022,316	2,741,088	3,210,722	2,418,206
180,685 95,800	62,282 68,748	56,986 67,587	75,522 102,317	66,937 96,046	156,321 139,026	112,368 133,564	158,273 172,641	263,017 239,811
348,709 96,202	392,703 103,208	377,762 110,246	306,903 89,188	364,161 108,362	405,633 121,343	478,075 141,856	378,734 106,636	293,957 83,914
681,493	654,621	728,098	700,047	768,907	850,483	985,157	1,046,511	918,660
143,882	143,786	163,267	167,834	202,517	216,849	230,571	238,655	147,743
165,343	227,504	203,644	189,867	226,761	238,878	256,249	282,947	248,542
130,878	135,861	151,371	145,809	159,471	186,126	225,154	314,363	271,210
301,223 67,828	271,088 66,712	283,922 66,855	318,167 76,519	396,589 88,185	406,735 95,673	507,117 124,043	671,625 161,016	483,762 121,799
256,948	339,444	350,166	388,083	511,207	604,367	613,582	678,883	588,259
1,446,372	1,567,928	1,663,601	1,668,159	1,957,048	2,192,376	2,434,756	2,722,375	2,296,213
10,591,950 232,642	11,001,739 226,896	15,089,371 317,020	14,303,576 298,295	17,586,417 371,887	18,536,794 424,926	16,684,898 342,448	16,823,664 348,917	8,044,818 186,169
17,287,812 183,115	15,372,009 187,947	14,958,891 178,547	11,199,134 146,728	20,451,226 276,874	8,689,678 141,707	15,793,727 214,001	13,092,156 296,349	13,488,229 259,909
232,266	297,061	319,894	461,146	563,687	442,477	359,059	323,768	347,330
648,023	711,904	815,461	906,169	1,212,448	1,009,110	1,130,430	1,122,333	941,269



7-8 EDWARD VII., A. 1908

## No. 13.—STATEMENT of the Quantities and Values of the Principal

		QUANTITIES AND VALUES.					
PRINCIPAL ARTICLES.		1893.	1894.	1895.	1896.	1897.	1898.
Breadstuffs— <i>Con.</i>							
Grain, viz.:—							
Indian corn .....	{ Bush. %}	5,100,901 2,619,607	11,782,716 5,547,179	2,937,400 1,495,060	6,050,860 2,472,963	9,190,310 3,221,273	19,975,701 7,027,576
Oats.....	{ Bush. %}	30,990 13,002	817,718 245,699	223,577 69,277	472,728 123,346	1,090,860 280,326	1,224,115 338,372
Wheat.....	{ Bush. %}	4,156,252 3,423,777	4,761,724 3,252,117	3,848,517 2,418,728	4,060,429 2,701,586	5,845,139 4,191,944	4,414,307 4,204,760
All other.....	%	295,225	210,643	154,465	183,290	995,432	490,356
Totals, grain .....	%	6,351,611	9,255,638	4,137,530	5,481,185	8,688,975	12,031,064
Grain products, viz.:—							
Bran, mill feed, &c.....	%	29,615	76,063	90,280	64,707	43,864	67,331
Indian or corn meal.....	{ Brls. %}	65,347 158,452	69,424 149,240	25,746 63,338	61,673 117,165	21,670 33,716	83,960 146,654
Wheat flour .....	{ Brls. %}	53,039 180,845	88,115 250,661	148,773 395,218	99,840 298,889	84,825 269,993	40,741 168,255
All other .....	%	67,183	66,080	47,994	72,474	66,778	102,482
Totals, grain products.....	%	436,095	542,044	596,830	553,235	414,351	484,722
Totals, breadstuffs.....	%	7,260,093	10,165,359	5,096,528	6,417,707	9,425,845	13,660,955
Bricks, clays and tiles:—							
Fire bricks .....	%	125,900	84,842	79,979	129,024	100,025	115,683
All other.....	%	136,693	124,652	108,131	132,004	121,048	125,124
Totals .....	%	262,593	209,494	188,110	261,028	224,073	240,807
Bristles .....	{ Lbs. %	84,356 66,428	66,538 53,466	82,472 63,946	82,099 57,539	79,770 53,547	85,808 59,295
Broom corn.....	%	144,987	121,297	118,744	109,969	81,373	106,330
Brooms and brushes.....	%	110,724	105,052	85,820	93,205	165,506	140,660
Carriages, viz.:—							
Automobiles.....	{ No. %	..... .....	..... .....	..... .....	..... .....	..... .....	..... .....
Buggies, farm wagons, carts pleasure carts or rigs, &c.....	{ No. %	472 25,380	469 20,108	858 45,484	1,645 81,076	1,546 68,220	2,875 130,899
Bicycles, tricycles, &c.....	{ No. %	..... 216,440	7,775 345,483	9,309 404,953	17,513 744,687	24,558 795,705	27,308 605,963
Railway passenger cars.....	{ No. %	113 64,437	15 9,202	23 13,949	81 55,398	61 19,959	22 10,068
" box and flat cars.....	{ No. %	51 8,019	167 27,646	400 46,799	93 23,486	132 55,685	402 36,659
" cars, parts of .....	%	.....	.....	25,892	137,164	346,860	164,703
All other.....	%	113,340	113,149	156,228	368,663	343,983	368,352
Totals .....	%	427,616	515,888	693,305	1,410,473	1,630,410	1,316,644
Cement, viz.:—							
Portland.....	{ Brls. %	225,534 310,078	228,336 286,341	199,852 248,734	205,186 240,388	217,798 258,913	*1,153,640 369,720
All other.....	%	10,969	3,630	9,113	12,494	8,286	11,713
Totals .....	%	321,047	289,971	257,847	252,882	267,199	381,433

## SESSIONAL PAPER No. 10

Articles of Merchandise Imported into Canada, &c.—*Continued.*

## QUANTITIES AND VALUES.

1899.	1900.	1901.	1902.	1903.	1904.	1905.	1906.	1907 (9 mos.)
24,152,980 9,245,038 837,367 292,060 8,111,327 7,020,521 356,822 16,914,441 64,318 49,924 82,275 69,428 233,534 111,965 492,092 18,054,556 165,482 172,629 338,111 106,725 74,140 106,251 159,547 ..... ..... 3,255 158,948 26,744 497,161 ..... 74,812 ..... 32,362 209,139 410,544 1,382,966 *1,431,844 471,951 12,420 484,371	18,110,183 7,163,485 1,315,630 422,977 5,947,489 4,542,170 337,268 12,165,900 74,266 40,388 76,413 55,569 181,899 99,683 432,261 13,610,065 383,814 238,279 622,093 107,387 84,105 134,384 191,004 ..... ..... 2,606 127,969 14,541 234,384 ..... 28,516 ..... 125,787 442,992 454,289 1,413,937 *1,312,170 501,521 19,072 520,593	14,774,232 6,648,081 2,523,092 946,511 8,416,580 6,370,314 380,444 14,345,350 90,493 27,219 57,684 49,403 156,009 149,839 445,025 15,605,836 451,292 241,705 692,997 66,051 60,691 212,037 194,833 ..... ..... 2,174 126,982 10,887 153,346 ..... 109 ..... 276,997 188,995 329,650 1,122,567 *1,614,666 660,544 15,224 675,768	4,983,565 2,770,456 322,454 131,818 9,487,255 7,217,137 286,552 10,405,963 104,519 26,136 66,033 49,988 155,514 93,040 419,136 11,731,268 374,724 267,155 641,879 107,856 78,920 202,487 222,295 ..... ..... 3,940 199,858 5,862 81,714 ..... 36 ..... 443,931 371,346 287,904 1,430,364 *2,022,566 861,751 30,020 891,771	6,861,115 3,737,383 166,662 70,651 7,296,831 5,556,705 534,121 9,898,860 108,628 25,390 65,431 33,818 111,056 161,221 446,336 11,587,614 517,375 299,677 817,052 115,400 92,388 165,231 248,819 ..... ..... 5,277 268,335 4,451 60,500 ..... 52 ..... 276 403,199 355,454 1,205,697 *2,572,088 991,063 22,614 923,677	10,772,154 5,416,770 70,372 32,907 4,988,833 3,849,308 211,680 9,510,665 92,498 48,551 122,640 42,827 169,357 105,958 490,453 11,010,228 403,814 365,756 769,570 104,493 83,202 197,982 278,156 ..... ..... 6,896 367,816 3,806 52,323 ..... 22 ..... 978 316,575 401,514 1,749,421 *2,379,962 965,526 19,696 985,222	11,575,489 6,179,269 2,250,980 730,721 230,995 196,768 521,011 7,627,709 54,102 25,137 67,709 45,128 190,025 105,603 417,439 9,175,578 436,941 501,620 938,561 126,404 98,921 175,412 296,104 ..... ..... 5,235 277,895 3,183 51,931 ..... 42 ..... 527 316,505 397,358 1,683,442 *3,250,053 1,240,830 29,172 1,270,002	12,030,679 6,582,793 2,616,145 1,196,300 676,696 579,639 1,064,214 9,422,916 72,328 27,054 71,275 43,963 174,079 92,538 410,220 10,955,499 591,854 629,059 1,220,913 133,696 112,788 196,084 286,037 ..... ..... 6,832 349,739 2,371 10,404 ..... 76 ..... 297,899 335,687 435,492 2,525,177 *2,861,416 971,127 31,895 1,003,622	10,878,520 5,714,817 484,554 176,791 1,364,434 1,167,434 352,269 7,411,311 57,527 23,777 62,684 34,128 117,913 35,361 273,485 8,626,065 506,801 442,116 918,917 123,091 95,530 167,654 275,422 ..... ..... 6,234 306,333 1,511 25,481 ..... 21 ..... 125,858 289,192 306,488 1,596,157 *1,556,601 521,003 16,894 540,897

\* Cwt.

7-8 EDWARD VII., A. 1908

## No. 13.—STATEMENT of the Quantities and Values of the Principal

PRINCIPAL ARTICLES.		QUANTITIES AND VALUES.					
		1893.	1894.	1895.	1896.	1897.	1898.
Clocks and parts of	£	143,335	121,443	110,402	121,673	118,047	163,780
Coal and coke, viz.:							
Anthracite	{ Tons. £	1,500,550 6,355,285	1,530,522 6,354,040	1,404,342 5,350,627	1,574,355 5,667,096	1,457,295 5,695,168	1,460,701 5,847,685
Bituminous	{ Tons. £	1,730,971 4,260,506	1,391,901 3,368,192	1,596,668 3,647,303	1,701,172 3,623,238	1,698,159 3,522,911	1,942,000 3,599,144
Coke	{ Tons. £	42,129 157,071	41,199 175,532	43,235 149,434	61,612 203,826	83,330 267,540	135,060 347,040
All other	£	47,517	48,543	52,443	55,031	58,088	46,092
Totals	£	10,820,379	9,946,307	9,199,807	9,549,191	9,543,707	9,839,961
Cocoa, chocolate, and preparations of	{ Lbs. £	942,299 206,660	1,013,974 190,241	1,006,511 177,757	1,049,433 186,501	1,222,940 203,691	1,240,118 238,235
Coffee and imitations of:							
Coffee, green	{ Lbs. £	3,471,301 650,766	3,114,698 595,839	3,256,677 591,351	3,320,982 646,315	4,505,301 677,842	4,720,781 475,950
All other	£	10,016	29,822	27,016	37,563	50,221	59,162
Totals	£	660,782	625,601	621,367	683,878	728,063	535,112
Cordage, twine and mfrs. of:							
Twine for harvest binders, of jute, &c.	{ Lbs. £	1,444,901 127,640	1,216,785 106,861	2,107,324 121,605	3,023,896 155,929	3,394,475 181,817	8,679,823 491,104
All other	£	126,499	124,888	108,814	105,103	100,099	107,174
Totals	£	254,139	231,749	230,419	261,032	281,916	598,278
Cotton and mfrs. of:							
Fabrics, white or bleached and grey or unbleached	{ Sq. yds. £	1,473,976 151,856	1,530,853 147,983	*2,593,736 229,458	*3,163,260 269,004	*3,209,883 281,618	*4,654,819 316,119
Fabrics, printed or dyed N.O.P.	{ Yds. £	23,531,088 1,748,520	21,839,474 1,562,104	28,971,572 2,281,762	32,144,774 2,576,379	27,102,139 2,176,012	31,304,955 2,467,100
Handkerchiefs	£	112,863	102,969	97,876	115,540	130,439	104,123
Sewing threads on spools	£	328,255	252,006	324,834	317,322	318,908	366,433
Uncoloured cotton fabrics, viz: Scrims and window scrims, cambric cloths, muslin apron checks, brilliants, cords, piques, &c., Swiss jaconet and cambric muslins, &c.	{ Yds. £	2,851,091 226,241	2,382,473 203,552	2,598,126 217,628	2,163,431 189,487	1,306,984 100,399	1,566,233 119,695
Velveteens, velvet and plush fabrics, N.E.S.	{ Yds. £	890,168 212,713	1,131,218 269,736	740,360 167,808	994,436 217,823	1,020,284 223,673	1,009,705 222,149
Yarns, knitting, hosiery or other cotton yarn	{ Lbs. £	45,638 13,348	56,419 12,659	62,126 14,024	66,019 15,780	62,108 14,726	169,099 26,928
Yarns, N.E.S.	{ Lbs. £	944,361 113,578	526,183 99,978	650,325 101,209	1,248,170 174,280	851,593 163,180	796,852 154,622
Cotton waste, not dyed	{ Lbs. £	4,900,756 333,662	4,734,182 292,455	11,598,454 653,323	5,947,634 321,192	2,448,405 172,548	4,496,633 208,727

\* Yards.

## SESSIONAL PAPER No. 10

Articles of Merchandise Imported into Canada, &c.—*Continued.*

## QUANTITIES AND VALUES.

1899.	1900.	1901.	1902.	1903.	1904.	1905.	1906.	1907 (9 mos.)
186,398	199,518	208,032	233,790	270,717	289,478	307,527	342,894	259,712
1,745,460 6,490,509	1,654,491 6,602,912	1,933,283 7,923,950	1,652,451 7,021,939	1,456,713 7,028,664	2,275,018 10,461,223	2,604,137 12,093,371	2,200,863 10,304,303	2,014,846 9,487,574
2,172,047 3,699,629	2,908,253 4,448,254	2,683,706 5,280,367	3,247,256 6,020,129	3,754,011 8,206,505	4,376,084 9,702,057	4,470,799 8,848,762	4,764,805 8,795,763	4,113,617 8,123,099
141,284 362,826	187,878 506,839	308,786 680,138	267,142 842,815	256,723 1,222,756	221,050 765,123	371,593 807,842	480,222 1,311,375	400,536 1,132,680
44,524	98,444	275,886	265,770	465,214	633,650	394,293	528,691	593,904
10,597,488	11,656,449	14,160,341	14,150,653	16,923,139	21,562,053	22,144,268	20,940,132	19,337,257
1,583,669 397,577	2,012,816 390,821	2,277,619 438,417	2,199,758 414,351	3,114,576 561,270	3,718,644 654,500	4,142,072 744,637	4,462,953 786,421	3,863,825 762,362
5,185,602 510,840 66,280	4,913,233 490,594 81,909	3,850,838 405,443 88,332	5,874,856 507,727 83,102	6,227,059 525,111 69,511	5,498,699 495,752 117,191	6,652,696 641,812 93,998	7,392,601 749,399 94,588	6,289,486 606,243 73,299
577,120	572,503	493,775	590,829	594,622	612,943	735,810	843,987	679,452
10,629,286 818,412	8,017,688 866,892	9,674,268 928,096	14,927,302 1,507,344	14,204,515 1,810,238	12,627,988 1,459,704	11,404,052 1,294,553	14,762,545 1,650,741	15,676,309 1,647,780
176,926	147,256	253,584	465,862	572,078	349,376	319,609	362,350	480,560
995,338	1,014,148	1,181,689	1,973,206	2,382,316	1,809,080	1,614,162	2,013,091	2,128,340
*8,577,047 553,572	*9,278,833 642,714	*18,083,452 1,050,755	*13,819,501 877,541	*17,765,193 1,050,170	*18,145,109 1,277,775	*16,622,892 1,211,619	*16,112,019 1,329,310	*19,985,967 1,675,523
35,510,093 3,091,489	34,825,977 3,304,729	30,799,539 2,952,858	36,193,723 3,482,253	37,328,497 3,539,368	35,003,933 3,556,560	31,915,998 3,285,821	36,259,318 3,608,467	31,528,139 3,161,063
159,872	144,881	200,597	233,409	233,516	290,370	312,785	335,733	314,820
282,864	255,237	262,054	254,858	300,740	360,004	318,845	355,694	285,127
1,896,537 156,504	1,903,325 159,518	1,469,140 134,755	2,224,600 190,524	2,654,114 210,570	2,277,812 193,170	1,709,798 132,874	2,184,317 186,555	1,753,181 163,004
1,000,400 220,254	949,949 217,722	1,246,900 296,909	1,591,232 381,190	1,566,752 380,772	1,451,223 339,084	1,679,965 412,938	1,842,146 469,779	1,542,405 397,914
307,505 64,100	521,327 99,581	414,736 92,215	210,013 41,604	121,016 27,662	202,825 51,061	235,233 59,285	191,473 45,644	355,534 79,928
1,294,614 212,365	941,134 221,612	654,091 192,760	1,355,989 249,073	817,485 262,311	910,503 291,862	1,053,180 322,812	1,192,635 388,153	760,851 282,761
4,263,270 171,638	5,570,526 279,647	4,939,020 267,431	5,132,084 265,058	5,633,880 290,275	7,115,898 441,835	6,976,765 422,207	9,548,478 613,100	4,791,994 253,169



7-8 EDWARD VII., A. 1908

## No. 13.—STATEMENT of the Quantities and Values of the Principal

PRINCIPAL ARTICLES.	QUANTITIES AND VALUES.					
	1893.	1894.	1895.	1896.	1897.	1898.
Cotton and mfrs. of— <i>Con.</i>						
Cotton wool or raw cotton... { Lbs.	36,362,577	31,435,347	45,325,832	33,479,358	39,365,735	58,203,660
£	3,201,452	2,610,538	2,853,987	2,845,371	3,117,692	3,875,847
All other..... £	1,834,796	1,531,430	944,554	1,032,252	914,345	1,264,541
Totals..... £	8,279,284	7,085,410	7,886,463	8,074,430	7,613,540	9,126,284
Curtains ..... £	314,085	290,086	264,137	286,071	262,828	313,235
Drugs, dyes, chemicals, viz.:—						
Aniline dyes, and coal tar dyes, in bulk or packages of not less than 1 lb. including alizarine and artificial alizarine. .... { Lbs.	462,032	501,805	594,880	739,868	627,256	837,048
£	218,089	197,121	212,983	286,019	249,917	292,477
Cream of tartar in crystals. { Lbs.	716,678	703,900	742,922	615,074	822,070	843,264
£	124,410	103,134	97,770	113,250	147,934	138,461
Extract of logwood, fustic and oak bark..... { Lbs.	3,050,941	3,441,571	.....	2,850,586	3,832,956	4,357,870
£	131,567	153,819	145,570	146,273	151,422	193,154
Gums, opium, crude.. .... { Lbs.	155,151	87,015	32,440	53,053	57,050	59,841
£	430,366	210,993	84,186	138,867	148,460	162,853
Liquorice, in paste, rolls or sticks ..... { Lbs.	1,474,325	1,265,531	1,278,734	1,969,599	1,102,960	1,286,667
£	140,787	122,713	103,948	152,871	87,103	97,123
Proprietary medicines..... £	203,712	193,545	270,248	244,335	239,236	301,549
Soda, nitrate of, soda ash, soda caustic in drums, bichromate of soda, sal soda, and silicate of soda, in crystals or in solution..... { Lbs.	26,505,173	25,616,025	28,332,535	26,887,560	25,350,899	29,830,056
£	397,669	337,193	335,208	315,710	299,791	357,328
All other..... £	1,574,028	1,413,590	1,511,248	1,609,699	1,614,132	2,160,997
Totals ..... £	3,220,628	2,732,108	2,761,161	3,007,024	2,937,995	3,703,942
Earthenware and chinaware:—						
White granite or iron stone-ware and C. C. or cream coloured ware..... £	254,831	231,601	192,605	185,180	140,753	197,450
China and porcelain ware.... £	203,879	234,310	143,504	161,291	192,586	206,147
Tableware of china porcelain or other clay..... £	.....	.....	.....	.....	.....	.....
All other..... £	270,269	239,136	199,316	221,922	264,986	323,860
Totals..... £	728,979	705,047	535,425	568,393	598,325	727,457
Electric apparatus..... £	704,531	528,285	389,365	321,931	461,607	443,992
Embroideries, N.O.P. .... £	163,332	199,949	126,366	144,596	142,422	38,937



## SESSIONAL PAPER No. 10

Articles of Merchandise Imported into Canada, &c.—*Continued.*

## QUANTITIES AND VALUES.

1899.	1900.	1901.	1902.	1903.	1904.	1905	1906.	1907 (9 mos.)
51,809,661 3,129,579	54,912,849 4,229,198	49,064,959 4,773,993	61,225,764 5,599,031	67,942,139 5,968,333	48,660,577 5,955,145	56,682,675 5,617,044	68,001,047 7,626,625	61,462,760 6,631,489
1,518,811	1,948,521	1,949,391	2,141,071	2,671,050	2,809,047	2,761,919	3,421,771	3,514,906
9,561,048	11,503,360	12,173,718	13,715,612	14,934,767	15,508,913	14,858,149	18,371,831	16,759,704
392,020	442,074	435,805	476,378	590,632	606,356	568,706	633,991	524,605
640,203 179,659	950,458 300,946	916,594 290,136	1,114,165 343,737	1,219,386 384,916	1,271,913 385,751	1,158,134 350,904	1,457,385 374,893	1,149,583 267,264
782,870 116,632	887,588 134,852	1,051,170 167,611	1,680,116 163,514	1,015,376 167,780	1,144,350 199,467	1,161,646 196,376	1,370,221 213,254	1,068,802 159,802
4,836,122 176,747	5,407,903 208,017	5,897,509 220,778	9,989,651 344,429	13,522,100 460,945	14,005,789 451,175	16,501,651 393,868	17,595,862 418,837	17,049,920 441,371
65,560 194,488	59,367 196,076	85,513 309,858	72,806 249,888	64,560 196,315	50,652 194,652	45,526 185,217	65,652 285,317	68,938 270,096
1,805,552 126,293	1,489,416 104,660	1,575,345 112,103	1,952,392 132,560	2,073,683 147,274	2,607,205 259,315	1,548,097 119,584	2,556,324 192,218	1,555,240 120,948
331,195	345,658	378,717	390,541	456,587	489,325	497,071	517,711	425,801
36,261,418 346,063	34,597,271 403,427	41,063,295 509,278	35,881,930 447,273	45,232,704 603,136	49,203,548 634,884	56,417,394 805,485	64,981,618 962,735	53,674,280 813,877
2,457,445	2,432,635	3,030,586	3,464,787	3,510,632	3,329,286	3,565,231	4,460,673	3,910,123
3,928,522	4,126,271	5,019,067	5,536,729	5,927,585	5,943,855	6,113,736	7,425,638	6,409,282
201,28	199,257	226,916	153,548	215,978	237,911	37,785	46,284	26,248
261,214	264,989	336,093	342,479	375,951	421,393	203,380	210,405	135,361
prior to 1905."						990,695	944,555	874,873
440,946	502,008	576,049	731,959	794,521	947,039	403,433	473,575	386,619
903,446	966,254	1,139,058	1,227,986	1,386,450	1,606,343	1,635,293	1,674,817	1,423,101
554,890 47,703	875,328 55,254	938,060 57,742	1,373,022 62,760	1,646,489 92,631	2,435,376 98,110	2,843,952 66,789	3,584,254 86,288	2,591,525 87,350

## No. 13.—STATEMENT of the Quantities and Values of the Principal

PRINCIPAL ARTICLES.	QUANTITIES AND VALUES.					
	1893.	1894.	1895.	1896.	1897.	1898.
Fancy goods:—						
Braids, bracelets, cords, fringes, tassels, &c. ....	£ 530,462	509,082	401,908	302,701	323,131	375,959
Flowers, artificial. ....	£ 200,276	167,441	147,408	160,161	187,877	223,643
Feathers, ostrich and vulture, dressed and fancy. ....	£ 54,540	80,375	117,144	200,929	176,896	222,618
Laces, lace collars, lace nets, &c	£ 597,587	595,014	545,684	526,496	533,163	694,152
Toys and dolls, of all kinds ..	£ 168,543	143,772	139,260	140,952	159,209	184,506
All other .....	£ 172,228	165,103	122,596	138,011	101,545	121,145
Totals .....	£ 1,723,636	1,660,787	1,474,000	1,469,250	1,481,819	1,822,023
Fish and fish products, N.E.S.:—						
Cod, haddock, ling and pollock—dry, salted or smoked {	£ 91,847	170,293	151,313	137,480	114,454	119,213
Herrings, pickled or salted, {	£ 338,372	702,364	510,699	458,548	340,682	332,509
Oysters, shelled in bulk..... {	Lbs. 10,212,228	9,106,535	7,798,543	5,228,261	2,609,053	4,367,854
All other. ....	£ 370,136	401,856	319,734	269,886	382,734	378,465
Totals .....	£ 1,080,153	1,411,913	1,111,845	947,088	900,992	912,417
Flax, hemp, jute and manufactures of:—						
Carpeting, matting and mats of hemp.....	£ 90,835	78,183	84,596	100,251	90,458	119,804
Damask of linen, stair linen, napkins, doylies, tray cloths, quilts, and like articles of linen, N.O.P..... {	Yds. 1,710,826	1,171,857	225,528	270,558	251,108	289,061
Handkerchiefs .....	£ 139,960	119,916	100,680	110,643	102,580	112,623
Hemp, undressed..... {	Cwt. 198,800	102,247	173,439	197,324	342,364	147,650
Jute cloth as taken from the loom, neither pressed, mangled, calendered, nor in any way finished..... {	Yds. 7,959,470	7,045,686	8,538,508	10,235,185	11,051,082	13,719,279
Linens, brown or bleached. {	Yds. 1,197,967	947,717	642,553	984,547	792,455	1,152,192
Linen duck, canvas, huckabacks, or other manufactures of flax, N.E.S.....	£ 450,863	408,714	418,742	495,743	349,177	308,508
Linen thread .....	Lbs. 304,965	261,285	227,475	218,137	222,611	238,641
Towels.....	£ 184,045	161,009	111,401	122,216	97,775	108,570
All other .....	£ 244,105	257,811	281,035	310,822	266,603	394,334
Totals .....	£ 3,180,972	2,263,283	2,357,511	2,745,582	2,314,839	2,626,255

## SESSIONAL PAPER No. 10

Articles of Merchandise Imported into Canada, &c.—*Continued.*

## QUANTITIES AND VALUES.

1899.	1900.	1901.	1902.	1903.	1904.	1905.	1906.	1907 (9 mos.)
382,831	404,388	387,760	404,892	517,976	616,191	548,649	454,879	333,430
194,136	173,793	141,039	179,022	161,626	189,248	210,890	264,749	306,070
283,024	291,200	218,922	238,541	314,454	391,889	341,516	299,856	356,071
621,967	693,735	797,497	969,807	1,201,175	1,350,235	1,365,784	1,704,692	1,088,347
182,453	199,305	230,369	273,203	312,874	277,734	335,623	362,440	323,297
137,309	141,486	155,135	159,481	205,698	298,850	267,683	280,558	242,254
1,801,720	1,903,907	1,930,722	2,224,946	2,713,803	3,124,170	3,070,145	3,367,174	2,649,469
59,886	72,181	29,225	71,398	109,548	113,474	77,067	187,365	128,089
194,091	272,120	95,087	265,099	367,611	432,027	335,744	844,432	634,393
5,626,134	9,097,342	7,891,149	8,286,277	9,741,628	11,444,558	11,113,568	11,662,107	8,456,670
74,656	119,918	107,881	146,962	157,224	141,653	158,848	206,833	151,214
162,224	163,097	166,096	170,210	205,804	226,146	227,153	214,504	189,239
169,599	178,732	183,686	197,701	251,427	289,677	286,045	278,555	262,544
493,730	554,663	506,176	544,762	523,603	570,205	626,971	666,707	549,021
932,076	1,125,433	892,830	1,154,524	1,299,865	1,433,562	1,407,608	1,996,527	1,597,172
153,219	119,383	108,996	99,839	95,024	97,843	91,175	92,994	44,352
368,322	421,370	451,036	477,255	580,020	653,008	680,922	729,468	622,767
129,437	144,961	160,716	151,690	158,283	188,429	180,440	219,626	192,793
190,552	243,412	108,299	160,795	129,856	123,885	102,529	123,857	75,037
941,029	944,277	676,475	1,296,799	1,022,460	911,968	787,101	914,382	573,615
11,760,421	13,604,155	15,162,568	22,317,975	23,374,735	20,764,236	21,105,204	18,696,841	11,554,630
449,903	624,091	663,752	930,342	909,760	781,864	847,894	843,850	714,864
1,104,439	1,562,130	748,377	1,470,522	1,084,561	1,487,171	508,150	672,850	1,776,114
89,998	134,744	62,588	123,344	94,170	129,561	53,736	73,316	173,098
415,005	452,846	510,514	511,959	586,913	619,690	594,950	689,033	527,675
219,423	276,691	334,274	340,647	334,398	273,049	230,461	259,899	170,449
114,817	131,761	151,620	189,553	171,884	163,329	141,343	167,783	119,087
134,329	149,314	133,528	152,501	164,627	176,141	167,893	179,627	158,259
479,644	500,564	486,091	426,625	544,867	622,561	867,576	1,302,152	1,430,307
3,275,703	3,623,311	3,405,316	4,359,907	4,328,008	4,344,394	4,413,030	5,212,231	4,556,817

7-8 EDWARD VII., A. 1908

## No. 13.—STATEMENT of the Quantities and Values of the Principal

PRINCIPAL ARTICLES.	QUANTITIES AND VALUES.					
	1893.	1894.	1895.	1896.	1897.	1898.
Fruits, viz. :—						
Fruits, dried, including nuts—						
Currants . . . . . { Lbs. 5,368,031 6,783,235 5,123,083 6,727,072 5,461,505 6,558,092						
{ £ 198,594 151,198 104,948 131,036 125,350 236,567						
Raisins. . . . . { Lbs. 9,579,750 10,804,273 13,266,405 10,499,929 8,979,443 10,776,401						
{ £ 312,148 317,403 381,011 304,467 329,654 416,747						
Nuts, all kinds . . . . . { Lbs. 3,543,437 4,201,765 3,255,350 3,783,715 3,533,250 4,572,859						
All other. . . . . { £ 220,850 219,834 184,079 215,609 196,206 249,843						
£ 180,270 218,108 221,823 296,328 170,603 366,808						
Totals, fruits, dried. . . £ 911,862 906,543 891,861 947,440 821,813 1,269,965						
Fruits, green—						
Bananas. . . . . { Bunches 430,240 515,553 475,457 501,555 386,013 455,637						
£ 437,181 504,331 470,957 489,812 402,121 460,228						
Oranges, lemons and limes. . £ 798,232 886,849 710,552 857,350 743,746 786,610						
All other. . . . . £ 399,562 496,722 357,888 426,912 374,016 396,999						
Totals, fruits, green.. £ 1,634,975 1,887,902 1,539,397 1,774,074 1,519,883 1,643,837						
Fruits, canned or preserved, jellies and jams, &c. . . . . £ 60,998 <sup>1</sup> 60,481 74,728 87,984 71,460 86,919						
Grand totals, fruits.. £ 2,607,835 2,854,926 2,505,986 2,809,498 2,413,156 3,000,721						
Furs, skins and manufactures of—						
Fur skins, wholly or partially dressed . . . . . £ 647,161 619,044 518,512 564,014 333,094 401,881						
Fur skins of all kinds, not dressed in any manner.n.e.s. £ 785,433 627,678 486,400 598,354 496,962 433,080						
All other. . . . . £ 190,448 133,819 112,664 93,584 59,665 85,164						
Totals . . . . . £ 1,533,042 1,380,541 1,117,576 1,255,952 889,721 920,125						
Glass and manufactures of :—						
Glass carboys or demijohns, empty or filled, bottles, decanters, flasks and phials. . . £ 157,710 203,102 234,894 178,888 191,464 181,582						
Glass jars and glass balls, and cut, pressed or moulded, crystal or glass table ware, decorated or not, including lamp chimneys, glass shades or globes, and blown glass table ware . . . . . £ 369,257 310,663 320,808 339,610 345,543 274,223						
Common or colourless window glass and plain coloured, &c. { Sq.ft. 18,321,891 15,246,274 14,364,097 14,863,636 14,019,675 16,874,387						
{ £ 386,480 329,826 255,561 269,254 271,664 317,715						
Plate glass, all kinds . . . . { Sq.ft. 622,936 777,204 670,111 548,341 665,107						
{ £ 171,636 183,480 158,785 149,648 187,737 123,043						
All other. . . . . £ 143,809 143,903 142,129 167,651 141,878 151,069						
Totals . . . . . £ 1,228,892 1,170,974 1,112,177 1,105,051 1,138,286 1,047,632						
Gloves and mitts of all kinds. . . £ 701,686 664,843 631,070 636,618 511,464 570,822						
Glue and glue stock and mucilage £ 137,453 106,680 101,498 91,766 96,489 143,224						
Grasses and fibres and infrs. of. £ 97,845 96,373 72,459 75,948 60,471 143,245						

## SESSIONAL PAPER No. 10

Articles of Merchandise Imported into Canada, &c.—*Continued.*

## QUANTITIES AND VALUES.

1899.	1900.	1901.	1902.	1903.	1904.	1905.	1906.	1907 (9 mos.)
7,295,685 212,688	8,333,435 248,296	3,121,722 219,072	7,501,397 294,883	8,708,985 239,256	9,026,800 276,732	7,766,929 241,461	9,797,568 325,193	8,708,502 335,665
10,977,535 404,837	11,708,648 555,644	13,131,663 753,798	10,506,311 491,097	13,379,009 772,864	13,173,992 690,861	12,817,795 551,196	16,546,307 674,932	14,567,231 912,625
4,780,749 323,768 279,253	5,859,703 379,208 426,910	6,643,056 411,803 395,378	6,760,065 425,628 432,085	7,749,809 561,816 488,043	9,911,890 654,659 405,856	9,698,638 667,853 391,174	10,554,735 793,016 569,780	8,692,881 724,765 723,259
1,220,546	1,610,058	1,780,051	1,643,693	2,061,979	2,028,108	1,851,684	2,362,921	2,756,314
534,406 513,250 952,555 426,404	517,998 519,342 913,235 479,521	581,624 579,479 1,145,363 491,250	765,767 738,168 1,248,302 608,024	942,443 819,236 1,106,664 629,258	816,508 809,684 1,221,256 645,708	1,219,486 971,672 1,206,631 797,187	1,200,534 1,171,387 1,664,885 871,963	857,984 817,669 1,257,223 723,578
1,892,209	1,912,098	2,216,092	2,594,494	2,555,158	2,676,648	2,975,490	3,708,235	2,798,479
116,786	175,840	187,926	158,742	169,552	220,743	186,990	265,786	286,303
3,229,541	3,697,996	4,184,069	4,396,929	4,786,689	4,925,499	5,014,164	6,336,942	5,841,087
563,583 782,149 209,429	696,684 1,240,589 177,488	889,224 1,388,286 129,418	945,824 1,842,857 178,418	919,024 2,202,417 172,645	873,748 2,346,940 191,108	1,119,901 2,795,820 232,707	1,142,895 3,307,225 366,296	726,580 2,933,734 354,354
1,555,161	2,114,761	2,406,928	2,967,099	3,294,086	3,411,796	4,139,428	4,816,416	4,014,668
183,439	219,497	266,293	329,161	324,488	299,264	313,795	342,706	279,170
353,785 17,670,490 372,122	348,152 24,091,091 621,408	369,339 16,558,814 468,319	346,544 25,355,644 718,638	408,700 28,622,422 766,868	381,331 29,443,319 674,180	444,212 20,419,057 533,288	475,379 39,445,519 1,016,949	398,751 26,279,605 674,044
849,289 211,197	897,900 215,118	717,284 194,004	1,147,396 257,141	1,217,346 255,725	1,301,074 237,855	1,744,549 289,013	2,450,925 456,391	2,434,048 440,458
208,301	255,871	286,967	281,052	330,663	396,274	363,566	388,849	324,350
1,328,754	1,659,956	1,584,922	1,932,539	2,086,444	1,988,954	1,943,874	2,680,274	2,116,773
718,031	702,960	702,747	673,234	872,121	945,495	980,960	1,167,094	1,229,153
174,137	173,423	201,582	194,144	196,915	185,799	190,351	257,781	185,052
96,750	108,555	134,131	201,038	559,769	947,536	706,065	971,858	1,278,375



7-8 EDWARD VII., A. 1908

## No. 13.—STATEMENT of the Quantities and Values of the Principal

PRINCIPAL ARTICLES.		QUANTITIES AND VALUES.					
		1893.	1894.	1895.	1896.	1897.	1898.
Grease, viz.:—							
Grease, rough, the refuse of animal fat for the manufacture of soap.....	Lbs.	3,397,682	4,959,252	4,947,652	6,519,542	4,582,483	2,878,030
	£	183,492	228,564	249,247	260,530	151,523	132,325
All other.....	£	55,094	46,592	49,937	83,002	41,329	50,501
Totals.....	£	238,586	275,156	299,184	343,532	192,852	182,826
Gunpowder and other explosives.....	£	142,992	112,882	141,924	139,623	130,387	138,430
Gutta-percha and mfrs. of:—							
Gutta-percha.....	Lbs.	608,997	513,811	476,673	438,653	2,204	9,440
	£	223,904	199,331	182,179	185,967	1,992	2,450
Clothing and clothing made water-proof with India rubber.....	£	285,929	247,979	171,941	116,848	84,631	146,502
Rubber, crude, caoutchouc or India rubber, unmanufactured.....	Lbs.	1,543,858	1,563,892	926,171	1,716,923	2,012,692	2,447,919
	£	609,619	718,254	488,562	825,095	1,055,837	1,584,940
All other.....	£	455,569	329,752	319,517	317,816	358,042	406,444
Totals.....	£	1,575,021	1,495,316	1,162,199	1,472,726	1,500,503	2,140,336
Hats, caps and bonnets, viz:—							
Of beaver, silk or felt.....	£	793,955	715,547	721,749	724,832	683,611	822,041
Of straw, grass, chip or other materials, N.E.S.....	£	525,934	501,356	473,964	518,977	506,150	530,796
All other hats and material for Plaits, plain, chip, manilla, cotton, mohair, straw, tuscan and grass.....	£	45,302	48,107	108,276	133,196	77,157	153,162
	Lbs.	313,390	328,017	257,146	664,547	350,204	364,491
	£	49,263	57,190	54,529	108,737	59,989	55,157
Totals.....	£	1,414,454	1,322,200	1,358,518	1,485,742	1,326,907	1,561,156
Hides and skins other than fur.....	£	2,045,175	1,895,232	1,966,620	1,964,251	2,425,975	3,601,382
Hops.....	Lbs.	514,021	488,729	879,655	533,515	628,028	567,571
	£	158,693	136,221	132,347	77,926	85,246	101,308
Jewellery.....	£	251,045	240,986	276,364	297,003	294,525	341,396
Leather and manufactures of:—							
Calf, kid, lamb and sheep skins, dressed, waxed or glazed.....	Lbs.	249,887	275,622	712,728	683,864	553,381	516,187
	£	129,219	153,645	357,816	347,596	358,011	400,464
Sole leather, all kinds.....	Lbs.	641,205	417,243	601,389	323,929	584,837	921,859
	£	133,261	96,830	122,538	73,990	131,246	218,950
Upper leather, including dongola, cordovan, kangaroo, alligator and chamois skins or other upper leather, N.E.S., dressed, waxed or glazed.....	Lbs.	20,118	20,383	305,878	311,697	606,077	409,050
	£	10,123	12,545	189,286	192,790	297,278	303,500
Boots and shoes.....	£	307,361	246,885	306,692	350,240	320,025	378,453
All other.....	£	663,247	463,583	260,493	278,497	276,190	379,149
Totals.....	£	1,213,211	975,488	1,236,825	1,243,113	1,382,750	1,679,816
Marble and manufactures of....	£	97,067	94,697	83,522	90,065	77,110	99,352

## SESSIONAL PAPER No. 10

Articles of Merchandise Imported into Canada, &c.—*Continued.*

## QUANTITIES AND VALUES.

1899.	1900.	1901.	1902.	1903.	1904.	1905.	1906.	1907. (9 mos.)
3,893,676 148,086 51,680	4,333,279 215,980 83,918	4,792,179 232,033 152,990	5,079,195 292,226 137,616	7,066,670 416,793 158,470	7,101,555 323,791 126,394	5,042,911 228,111 83,939	6,496,671 303,907 148,347	6,506,878 376,811 131,856
199,766	299,898	385,023	429,842	575,263	450,185	312,050	452,254	508,667
212,609	247,511	287,630	423,982	397,905	455,861	531,044	711,134	564,046
391 452	2,252 1,713	19,845 13,338	7,358 2,125	2,675 4,375	85 116	112 98	825 971	11 17
151,842	152,791	170,000	234,187	465,454	334,713	137,194	50,370	29,273
2,211,321 1,632,764 559,587	3,002,576 2,026,769 672,061	2,997,017 1,755,488 659,359	2,903,080 1,404,257 790,735	2,858,778 1,532,998 867,689	3,213,277 2,197,712 960,028	2,810,238 2,458,386 958,255	2,490,756 2,394,828 1,143,553	2,602,075 1,898,633 1,089,100
2,344,645	2,853,334	2,598,185	2,431,304	2,870,516	3,492,569	3,553,933	3,589,722	3,017,023
888,374	1,025,115	1,074,418	1,100,811	1,113,184	1,345,222	1,409,940	1,301,864	1,218,664
563,653	546,861	546,694	603,597	635,137	779,723	757,794	935,086	920,290
146,891	201,258	291,998	228,112	251,948	257,559	240,619	293,233	181,515
320,641 81,012	262,565 68,444	506,716 100,629	547,615 97,927	640,761 113,423	358,719 107,282	168,855	160,656	146,317
1,679,930	1,841,678	1,923,739	2,030,357	2,113,692	2,489,786	2,577,208	2,690,839	2,466,786
3,877,991	4,219,399	4,120,443	5,086,052	5,662,744	4,916,222	5,240,717	6,811,267	5,843,511
717,555 136,223	1,030,849 154,712	794,770 149,728	802,737 131,964	613,293 168,732	806,889 218,002	767,917 225,545	983,776 184,897	909,811 180,536
473,143	578,963	539,116	648,590	745,404	876,841	829,131	887,919	925,380
341,812 289,441	302,177 279,161	248,346 212,677	294,737 237,128	308,393 216,750	303,657 209,223	409,793 311,308	420,869 383,484	230,107 228,441
602,582 148,245	553,784 172,921	272,858 74,992	235,196 64,264	375,950 77,489	292,970 58,600	461,314 108,829	467,312 118,592	627,651 167,642
385,689 339,361	479,527 369,963	268,094 234,428	257,033 181,069	135,367 129,573	157,051 127,851	194,517 158,081	221,132 184,828	253,264 225,676
451,376 458,319	541,665 571,039	642,790 568,425	701,383 620,918	743,378 743,734	1,002,900 813,666	1,178,749 990,297	1,284,654 1,060,011	1,057,923 1,179,622
1,686,742	1,874,749	1,733,312	1,804,762	1,910,924	2,212,240	2,657,264	3,031,569	2,859,304
101,879	94,460	97,610	128,781	153,481	181,511	145,356	199,044	176,541

## No. 13.—STATEMENT of the Quantities and Values of the Principal

PRINCIPAL ARTICLES.	QUANTITIES AND VALUES.					
	1893.	1894.	1895.	1896.	1897.	1898.
Metals and minerals and manu- factures of:—						
Brass and manufactures of... \$	514,151	460,483	467,141	542,874	525,412	623,898
Copper and manufactures of:—						
Copper in bolts, bars and in lengths not less than 6 ft., unmanufactured... { Cwt. 11,450 10,488 1,451 2,051 2,309 38,089						
Copper, in strips, sheets or plates, not planished or coated, &c. .... { \$ 119,803 93,092 14,651 24,282 30,030 438,968						
Copper, in strips, sheets or plates, not planished or coated, &c. .... { Cwt. 9,289 8,806 12,812 14,611 17,251 18,849						
Copper, in strips, sheets or plates, not planished or coated, &c. .... { \$ 122,640 104,969 137,904 168,421 160,321 231,938						
Wire. .... { Lbs. 1,050,283 277,063 496,512 346,942 228,399 354,015						
Wire. .... { \$ 150,350 33,840 51,662 46,902 29,330 49,399						
All other ..... \$	81,300	54,913	52,462	55,449	50,581	148,089
Totals, copper, &c. .... \$	474,093	286,814	256,679	295,054	270,262	868,394
Gold and silver and mfrs. of:—						
Electro-plated ware and gilt ware of all kinds, N.E.S. \$	181,653	186,537	169,309	136,749	115,135	163,332
Sterling or other silverware. \$	.....	.....	120,146	154,677	131,973	94,919
All other ..... \$	118,436	99,595	52,749	54,416	48,770	44,383
Totals, gold and silver, &c. \$	300,089	286,132	342,204	345,842	295,878	302,634
Iron and steel, and mfrs. of:—						
Agricultural implements... \$	249,146	243,848	298,465	469,875	604,322	1,029,588
Bar iron or steel rolled whether in coils, bundles rods or bars, comprising rounds, ovals, squares and flats, rolled shapes, N.O.P. { Cwt. ....						270,841
Bar iron, rolled or hammered comprising flats, rounds and squares, &c., N.E.S. { \$ ....						372,073
Bar iron, rolled or hammered comprising flats, rounds and squares, &c., N.E.S. { Cwt. 100,309 98,693 97,414 67,546 73,576						.....
Bar iron, rolled or hammered comprising flats, rounds and squares, &c., N.E.S. { \$ 174,381 168,051 169,116 121,096 139,312						.....
Cast-iron pipe, of every description ..... { Cwt. 105,015 47,385 53,241 43,778 28,382 33,701						
Cast-iron pipe, of every description ..... { \$ 101,481 48,088 60,409 47,415 34,103 38,240						
Engines, locomotives ..... { No. 10 12 20 ..... 108						
" other and boilers, ..... { \$ 75,093 64,345 146,211 80,147 118,463 576,091						
N.E.S., except fire ..... \$	117,325	34,386	30,436	28,030	48,147	101,053
Hardware, viz.:—						
Builders', cabinetmakers', upholsters', harness makers', saddlers' and carriage hardware, in- cluding curry combs, and horse boots, N.E.S. \$	447,251	351,836	297,509	291,943	289,458	424,116
Iron and steel, rolled round wire rods in the coil, not over ½ inch in diameter, imported by wire manu- facturers for use in making wire in the coil in their factories ..... { Cwt. * * * * *						671,773
Iron and steel, rolled round wire rods in the coil, not over ½ inch in diameter, imported by wire manu- facturers for use in making wire in the coil in their factories ..... { \$ * * * * *						658,153

\* See under 'Miscellaneous Metals' page 202 prior to 1898.

## SESSIONAL PAPER No. 10

Articles of Merchandise Imported into Canada, &c.—*Continued.*

## QUANTITIES AND VALUES.

1899.	1900.	1901.	1902.	1903.	1904.	1905.	1906.	1907 (9 mos.)
824,479	937,888	921,190	1,115,425	1,321,086	1,386,898	1,475,276	1,938,169	1,969,779
20,315 278,553	31,587 555,278	31,028 521,614	55,095 767,315	62,677 813,294	56,324 749,498	86,349 1,231,729	112,276 1,922,071	89,395 1,801,838
13,134 148,594	14,810 226,256	25,874 208,477	22,525 307,429	17,009 269,954	18,610 296,914	20,546 347,877	25,472 519,898	22,947 538,194
280,648 45,144	769,499 152,745	555,847 102,664	603,268 93,891	503,710 74,560	141,490 25,263	176,837 24,791	216,794 40,134	138,975 30,739
326,100	337,380	270,136	338,636	386,602	391,184	438,136	620,723	695,830
798,391	1,271,659	1,102,891	1,507,271	1,544,410	1,462,859	2,042,533	3,102,736	3,066,601
199,135	199,881	216,738	228,404	274,934	246,015	316,900	337,849	255,860
92,918	93,456	90,010	75,733	97,711	136,931	112,684	180,947	132,770
46,251	49,585	55,046	48,459	64,791	61,708	73,295	61,304	43,022
338,304	342,922	361,794	352,596	437,436	444,654	502,879	580,100	431,652
1,637,883	1,823,944	1,898,760	2,654,991	3,155,779	2,651,470	1,593,914	1,615,123	1,845,648
325,960 448,592	267,593 526,790	267,857 498,942	525,450 947,420	803,824 1,328,342	647,614 1,024,612	587,524 875,654	986,461 1,542,046	1,352,438 2,147,785
105,493 105,059	25,916 61,859	31,439 50,223	29,351 44,691	59,862 112,709	159,410 217,054	260,894 393,684	343,404 447,450	279,505 360,203
398,118	72 446,097	67 497,401	90 748,129	99 1,222,521	200 2,431,220	113 674,094	85 338,179	41 204,525
111,154	292,239	370,403	383,681	610,584	595,158	643,241	1,003,133	872,654
572,154	592,332	542,281	653,837	773,167	760,589	656,801	751,859	598,028
695,992 765,777	839,870 1,196,593	410,094 645,136	1,103,641 1,523,792	1,012,479 1,415,447	846,250 1,134,149	634,597 792,078	376,220 478,991	221,006 306,039

7-8 EDWARD VII., A. 1908

## No. 13.—STATEMENT of the Quantities and Values of the Principal

PRINCIPAL ARTICLES.	QUANTITIES AND VALUES.					
	1893.	1894.	1895.	1896.	1897.	1898.
Metals and minerals and manu- factures of:— <i>Con.</i>						
Iron and steel and mfrs. of— <i>Con.</i>						
Iron or steel ingots, cogged ingots, blooms, slabs, bil- lets, puddled bars, and loops or other forms, N.O. P., less finished than iron or steel bars, but more advanced than pig iron, except castings . . . . .	Cwt. 8 65,269 58,533	66,039 57,874	83,281 70,449	133,495 115,530	93,438 78,406	114,601 83,256
Iron in pigs, kentledge and cast scrap-iron . . . . .	Tons. 8 57,313 687,674	43,278 498,188	31,845 343,964	38,413 408,561	25,975 291,859	39,490 405,419
Machinery and machines:—						
Mining machinery . . . . .	8 87,208	87,035	169,749	193,098	128,780	240,802
Printing presses, &c . . . . .	No. 8 448 143,045	275 60,822	344 136,144	317 128,035	302 91,982	551 176,806
Sewing machines or heads or parts of . . . . .	No. 8 4,338 93,126	3,542 81,886	4,940 117,793	4,289 113,354	3,967 100,926	5,557 120,401
All other machines or ma- chinery . . . . .	8 1,615,218	1,456,794	1 146,690	1,286,567	1,541,661	2,044,546
Railway bars or rails of any form . . . . .	Tons. 8 115,225 2,319,769	99,599 2,018,733	53,044 926,113	58,719 1,155,773	95,771 1,526,211	112,237 1,899,099
Railway fish plates . . . . .	Tons. 8 4,576 110,951	6,597 171,624	1,650 49,858	2,228 50,396	3,224 67,475	7,843 171,962
Rolled iron or steel angles, channels, beams, girders, structural shapes, &c., of any weight per lineal yd . . . . .	Cwt. 8 209,335 267,439	205,488 240,805	219,424 250,427	238,164 270,261	298,165 338,139	307,895 332,115
Sheet iron, common or black smoothed or polished and coated or galvanized, &c., Canada plates and plates of iron and steel, &c. . . . .	Cwt. 8 414,950 793,967	429,614 784,574	355,807 707,866	376,567 750,140	401,235 810,180	556,062 985,973
Steel ingots, cogged ingots, blooms and slabs, by what- ever process made, billets and bars, bands, hoops, strips, &c. . . . .	Cwt. 8 165,900 388,110	158,006 329,024	20,736 18,645	33,296 35,493	45,885 48,680	.....
Steel bars, rolled or hammer- ed, comprising rounds and squares, shapes of rolled steel, &c., N.E.S. . . . .	Cwt. 8 ..... .....	..... .....	118,893 222,365	139,283 317,070	179,553 320,704	..... .....
Steel in bars, bands, hoops, scroll or strips, sheets or plates, of any size, thick- ness or width when of greater value than 2½c. per lb., (3½c. per lb. after Nov. 29, 1906) N O P. . . . .	Cwt. 8 ..... .....	..... .....	..... .....	..... .....	..... .....	74,031 250,453
Cutlery . . . . .	8 305,884	292,758	207,573	263,118	230,187	357,762
Muskets, rifles, &c. . . . .	8 134,826	126,677	115,810	117,960	92,753	137,040



## SESSIONAL PAPER No. 10

Articles of Merchandise Imported into Canada, &c.—*Continued.*

## QUANTITIES AND VALUES.

1899.	1900.	1901.	1902	1903.	1904.	1905.	1906.	1907 (9 mos.)
96,939	255,145	233,984	401,306	393,905	200,345	317,829	650,943	383,003
81,283	362,463	206,975	419,543	380,634	219,048	319,665	663,794	467,534
45,384	63,484	40,245	55,023	89,069	71,810	84,506	103,410	165,591
465,387	990,810	586,983	786,433	1,291,716	994,587	1,020,774	1,455,091	2,509,578
331,790	757,687	1,617,172	900,017	1,042,870	1,080,466	893,337	1,144,705	1,127,751
541	411	1,474	759					
206,339	217,082	285,522	200,895	313,590	523,079	673,532	785,616	538,009
7,630	9,439	10,329	12,798	14,839	14,367	11,230	14,311	13,682
159,147	214,205	202,793	246,179	331,366	336,151	260,004	286,235	259,311
2,747,749	4,083,872	3,994,859	5,023,079	6,137,417	6,536,687	5,843,196	7,326,079	7,122,214
108,656	136,531	130,686	130,653	195,824	204,298	248,620	49,062	72,811
1,800,842	2,926,360	3,472,509	2,953,130	4,489,968	4,678,572	5,533,523	1,197,170	1,867,865
5,807	8,460	4,616	4,094	7,047	7,168	5,476	4,337	4,960
131,141	226,380	165,966	122,840	210,985	212,965	178,449	171,186	215,045
339,161	783,770	427,599	811,956	1,023,021	972,139	1,280,234	1,443,345	1,700,391
365,201	1,060,618	659,740	1,146,942	1,329,077	1,276,623	1,766,872	1,972,012	2,418,443
546,163	594,075	416,774	709,894	865,905	844,045	945,259	1,016,163	898,919
1,184,251	1,340,269	1,105,687	1,833,804	2,197,804	1,927,801	2,251,858	2,520,045	2,322,607
108,887	381,405	125,705	135,650	119,747	146,554	132,305	173,404	167,392
272,386	858,296	414,963	595,299	601,479	656,163	685,465	857,031	897,715
427,137	418,458	483,499	529,511	619,824	651,335	683,553	738,609	570,379
127,288	140,336	177,309	256,969	349,393	463,617	461,069	435,487	572,178

\* 'Wire rigging for ships' and 'wire screens, doors and windows' not included.

## SESSIONAL PAPER No. 10

Articles of Merchandise Imported into Canada, &c.—*Continued.*

## QUANTITIES AND VALUES.

1899.	1900.	1901.	1902.	1903.	1904.	1905.	1906.	1907. (9 mos.)
700,536	827,428	750,204	898,648	1,141,203	1,240,282	1,207,005	1,433,028	1,219,799
32,602,990	22,524,135	15,809,023	24,660,743					
874,254	1,156,917	677,477	865,741	988,634	1,205,496	1,309,280	1,427,322	1,242,049
37,656	67,610	63,571	71,861	149,379	154,960	263,836	243,768	164,323
39,434	127,524	87,598	101,682	208,018	220,692	407,380	347,360	241,327
132,903	172,140	127,057	153,871	224,924	216,843	299,009	271,571	218,310
445,900	471,294	375,762	770,625	795,939	794,544	928,976	1,208,454	1,159,556
1,157,751	1,728,803	1,413,561	2,168,239	2,232,894	2,221,741	2,463,914	3,093,510	2,543,136
556,063	772,127	358,066	720,925	861,559	419,379	308,868	422,136	509,768
292,243	635,172	239,470	519,398	668,971	298,196	210,561	325,371	412,527
4,312,634	6,464,504	5,984,935	7,002,864	8,778,399	8,688,703	10,480,459	12,342,004	11,504,025
19,848,433	29,649,178	27,107,419	33,681,625	42,156,215	42,463,299	42,579,271	44,975,607	44,604,699
115,094	60,695	84,851	122,098	97,117	95,124	56,910	82,729	84,046
284,795	203,428	96,075	102,351	66,756	122,790	133,349	271,105	293,453
142,442	178,151	190,666	181,148	185,505	190,754	219,751	245,229	244,618
427,237	381,579	236,741	283,499	252,261	313,544	353,091	516,334	538,071
28,849	22,441	29,323	31,747	25,490	26,856	29,123	33,417	21,981
306,085	580,855	697,664	598,958	728,904	720,213	819,038	1,171,569	891,700
331,507	502,168	543,290	544,149	665,024	496,400	600,005	605,182	452,562
927,036	1,683,788	1,466,965	1,528,655	1,806,643	1,461,811	1,751,507	1,869,000	1,516,777
139,383	154,137	172,449	166,530	176,968	208,787	221,756	296,912	311,239
1,372,504	2,418,786	2,337,078	2,294,143	2,712,515	2,390,811	2,792,301	3,337,481	2,719,716
151,467	197,080	168,600	229,054	263,524	316,573	359,670	462,053	407,821

## No. 13.—STATEMENT of the Quantities and Values of the Principal

PRINCIPAL ARTICLES.	QUANTITIES AND VALUES.					
	1893.	1894.	1895.	1896.	1897.	1898.
Metals and minerals and mfrs. of— <i>Con.</i>						
Miscellaneous metals and minerals and mfrs. of—						
Ores of metals, all kinds, including cobalt ore..	Cwt. 20,105	349	24		485,476	1,538,063
	8 3,422	165	261	24,038	105,072	155,583
Iron, steel or brass rolled round wire rods under 1 inch in diameter, and rolled copper rods 1 inch or under in diameter.....	Cwt. 350,035	327,579	380,621	659,225	406,626	†
	8 610,708	510,783	567,032	985,947	677,828	
All other.....	8 695,334	559,284	542,595	532,642	525,206	864,146
Totals, misc. metals, &c.....	8 1,309,464	1,070,232	1,109,888	1,542,627	1,308,106	1,019,729
Totals, metals &c., and mfrs. of.	8 17,127,380	14,791,114	12,331,421	14,550,251	14,815,794	21,985,222
Musical instruments :—						
Pianofortes.....	No. 472	283	326	295	265	385
	8 100,198	61,822	72,953	67,953	55,297	90,264
Pianos, parts of..	8 122,508	108,188	106,847	110,129	92,530	99,008
All other.....	8 155,263	140,184	120,957	118,681	119,469	125,562
Totals.....	8 377,969	310,194	300,757	296,763	267,296	304,834
Oils :—						
Mineral—						
Coal and kerosene, distilled, purified or refined, naphtha benzole and petroleum, f	Galls. 5,958,368	6,584,848	6,478,024	6,902,507	7,649,447	8,145,818
N.E.S.....	8 436,476	424,242	417,345	598,308	604,065	614,887
All other.....	f Galls. 275,975	131,061	401,253	249,680	110,095	170,991
	8 36,243	26,824	24,296	32,284	16,984	22,553
Totals.....	f Galls. 6,234,343	6,715,909	6,879,277	7,152,187	7,759,542	8,316,809
	8 472,719	451,066	445,641	636,592	621,949	637,440
Fish oil.....	f Galls. 270,380	119,603	161,706	219,096	314,468	171,905
	8 106,304	46,053	57,821	76,813	113,714	75,093
Animal, vegetable, &c., oils :—						
Cocoa nut and palm in their natural state.....	f Galls. 319,824	207,116	771,712	745,145	187,259	148,247
	8 128,369	79,918	112,065	98,718	54,202	62,863
Cotton seed, refined.....	f Galls. 381,418	664,495	672,011	387,204	311,764	383,693
	8 187,730	217,657	144,229	100,315	70,805	91,100
Flax seed or linseed, raw or boiled.....	f Galls. *5,526,035	*5,191,604	773,200	958,226	961,075	539,676
	8 234,139	253,421	298,433	336,114	303,890	175,316
Lubricating oils, composed wholly or in part of petroleum.....	f Galls. 846,390	844,741	745,018	855,512	720,125	900,531
	8 101,327	97,931	84,140	105,114	82,388	101,492
All other lubricating oils.....	f Galls. 195,226	198,190	216,146	321,146	254,435	314,372
	8 76,301	73,445	73,106	111,017	85,437	92,344
All other.....	8 236,846	167,182	168,329	166,554	184,118	229,688
Totals.....	8 964,712	869,554	880,302	917,832	780,840	752,803
Totals, oils.....	8 1,543,735	1,386,673	1,383,764	1,625,237	1,516,503	1,465,336

\* Lbs. not gallons.

## SESSIONAL PAPER No. 10

Articles of Merchandise Imported into Canada, &c.—*Continued.*

## QUANTITIES AND VALUES.

1899.	1900.	1901.	1902.	1903.	1904.	1905.	1906.	1907. (9 mos.)
1,350,403 153,952	1,450,384 282,191	1,855,271 598,016	8,135,004 727,099	10,611,238 1,070,232	8,277,357 1,112,193	16,137,228 1,775,158	17,678,691 2,270,036	17,408,995 1,869,268
†	†	†	†	†	†	†	†	†
961,002	1,175,608	1,135,163	1,419,867	1,678,090	1,947,925	2,199,788	2,657,414	2,573,728
1,114,954	1,457,799	1,733,179	2,146,966	2,748,322	3,060,118	3,974,946	4,927,450	4,442,996
24,875,769	36,656,885	34,018,802	41,610,579	51,435,769	51,839,056	54,079,967	59,839,930	58,181,335
495 85,216	558 101,454	577 101,185	664 106,171	695 127,084	659 108,388	622 123,850	816 174,328	1,068 211,076
107,682 169,132	123,935 171,057	144,194 169,752	154,249 211,783	140,342 260,523	147,377 270,920	143,290 245,189	151,757 275,766	108,217 314,147
362,030	396,446	415,131	472,203	527,949	526,685	512,329	601,791	633,440
9,537,934 675,393	9,097,685 790,948	9,976,922 810,789	11,811,083 930,791	13,810,752 1,278,512	17,111,294 1,556,310	9,238,505 837,283	9,225,561 808,597	6,446,965 532,952
356,578 24,230	423,982 37,616	713,165 67,519	1,155,987 99,102	2,733,173 209,811	5,827,235 414,901	23,473,135 1,007,015	21,648,903 862,525	15,600,379 750,178
9,894,512 699,623	9,521,667 828,564	10,690,087 878,299	12,967,070 1,029,893	16,543,925 1,488,323	22,938,529 1,971,211	32,711,640 1,844,298	30,874,464 1,671,122	22,047,344 1,283,130
165,354 50,285	167,805 60,987	150,039 57,819	155,956 59,565	217,412 91,251	209,107 132,864	273,129 127,582	253,998 86,047	209,908 70,817
185,766 57,720	212,237 80,192	407,213 138,131	286,915 116,481	310,719 181,491	250,604 141,094	269,487 144,447	259,329 155,183	160,182 123,590
375,307 83,627	375,318 92,288	715,913 211,489	1,041,357 348,735	908,122 366,048	740,776 253,337	894,749 213,555	1,122,177 320,575	1,003,700 383,440
1,032,308 328,487	1,044,972 479,277	778,982 441,048	692,889 407,101	565,966 394,679	862,629 281,301	1,648,681 588,355	1,184,715 444,437	1,507,336 190,395
690,274 82,296	1,003,916 124,639	1,145,567 136,226	1,216,100 134,510	1,697,536 196,097	1,971,482 248,317	1,641,608 210,429	1,916,142 250,018	1,904,957 248,855
266,988 78,434	533,930 96,833	239,238 77,433	280,504 95,081	298,437 111,622	481,801 131,784	342,991 121,711	385,667 144,504	480,305 108,632
244,687	241,346	261,820	319,741	328,502	318,486	314,994	405,108	360,806
875,251	1,114,575	1,266,147	1,421,652	1,488,349	1,374,319	1,593,485	1,720,125	1,415,718
1,625,159	2,004,126	2,202,265	2,511,110	3,067,923	3,478,394	3,565,365	3,477,294	2,769,665

† Included under Iron and Steel page 196 subsequent to 1897.



7-8 EDWARD VII., A. 1908

## No. 13.—STATEMENT of the Quantities and Values of the Principal

PRINCIPAL ARTICLES.	QUANTITIES AND VALUES.					
	1893.	1894.	1895.	1896.	1897.	1898.
Oil cloth. .... { Sq. yds	874,897	774,020	705,470	647,997	556,297	692,167
Optical, philosophical and ma- thematical instruments. . . { \$	234,178	213,679	187,418	189,475	153,547	222,538
Packages, other than P.O. pack- ages and express parcels of small value. .... { \$	178,944	150,072	130,585	154,014	154,664	220,039
Packages, P. O. packages and express parcels of small value. { \$	444,910	468,546	428,626	426,598	453,372	536,942
Paintings, drawings, engravings, prints and building plans, &c., also paintings in oil, &c.. { \$	528,268	715,236	748,286	679,514	745,523	897,684
Paints and colours :— Dry white and red lead orange { Lbs.	10,866,525	11,148,666	8,636,888	11,740,254	10,420,209	12,704,447
mineral and zinc white . . . { \$	364,716	359,101	277,832	368,178	351,099	449,685
All other. . . . . { \$	310,207	278,500	253,275	308,275	264,354	318,291
Totals . . . . . { \$	674,923	637,601	531,107	676,453	615,453	767,976
Paper and manufactures of :— Calendered, including writing and note paper. .... { \$	218,330	147,886	3,236	1,800	1,335	4,539
Envelopes, papeteries, blank books and manufactures of paper. .... { \$	429,861	387,013	334,336	329,273	356,389	398,741
All other. . . . . { \$	546,668	484,928	644,629	671,361	649,094	738,716
Totals . . . . . { \$	1,194,862	1,019,827	982,201	1,002,434	1,006,818	1,141,996
Perfumery . . . . . { \$	106,866	100,276	101,443	114,761	103,786	103,945
Pickles and sauces . . . . . { Galls	91,343	100,798	107,496	122,947	150,467	200,596
Plants and trees. .... { \$	110,745	113,501	100,399	106,351	123,937	173,708
Plants and trees. .... { \$	143,341	131,425	137,278	130,167	103,983	69,579
Precious stones, &c.:— Diamonds, unset, or diamond dust or bort and black dia- monds for borers. .... { \$	101,176	169,619	239,057	292,071	464,667	328,539
All other. .... { \$	21,059	21,239	39,741	99,779	61,941	78,910
Totals . . . . . { \$	122,235	190,858	278,798	391,850	526,608	407,449
Provisions :— Butter . . . . . { Lbs.	273,894	884,869	377,025	765,656	1,643,302	3,433,922
Cheese . . . . . { \$	54,943	161,396	60,425	132,018	256,017	546,342
Cheese . . . . . { Lbs.	8,597,661	9,056,510	10,328,476	4,298,222	7,315,529	11,557,458
Meats :— Bacon and hams. .... { \$	780,172	822,818	909,497	321,082	615,845	928,600
Beef, salted, in barrels. . . { Lbs.	671,588	503,412	869,624	1,564,598	2,230,907	9,997,198
Pork, barrelled, in brine. { \$	77,191	58,444	90,506	143,618	192,268	719,942
Beef, salted, in barrels. . . { Lbs.	3,599,113	3,672,424	3,246,264	2,614,043	11,530,834	1,957,732
Pork, barrelled, in brine. { \$	145,210	158,000	136,446	110,574	91,772	88,722
Pork, barrelled, in brine. { Lbs.	4,165,346	5,110,874	3,968,220	5,552,287	3,636,221	6,526,900
	300,701	382,078	260,792	270,826	143,401	317,487

## SESSIONAL PAPER No. 10

Articles of Merchandise Imported into Canada, &c.—*Continued.*

## QUANTITIES AND VALUES.

1899.	1900.	1901.	1902.	1903.	1904.	1905.	1906.	1907 (9 mos.)
933,049 298,134	1,106,783 355,957	1,190,456 423,705	1,283,918 450,073	563,933	731,583	773,001	913,106	934,597
246,590	268,226	249,997	294,754	304,900	318,156	367,125	422,024	338,206
570,402	663,896	699,985	710,918	781,731	877,714	843,521	945,737	1,044,693
1,173,579	1,373,906	1,702,573	1,697,647	1,435,262	1,496,369	1,605,985	1,691,531	1,343,068
741,765	842,073	668,965	808,648	717,328	633,905	1,060,669	1,549,113	955,176
14,378,909 511,284	14,859,143 638,869	10,307,548 462,353	15,612,031 603,621	19,247,877 759,459	17,076,364 666,365	21,274,869 791,106	15,046,275 602,974	10,377,365 493,278
364,192	399,389	464,155	547,912	616,191	600,531	706,794	779,634	631,986
879,476	1,038,258	926,508	1,151,533	1,375,650	1,266,896	1,497,900	1,382,608	1,125,264
11,774	11,477	9,385	8,571	.....	.....	.....	.....	.....
426,480	457,381	474,178	502,739	514,873	724,035	799,599	808,720	701,865
820,232	957,447	1,313,957	1,431,485	1,605,379	1,900,284	2,163,827	2,368,235	1,939,064
1,258,486	1,426,305	1,797,520	1,942,795	2,120,252	2,624,319	2,963,426	3,176,955	2,640,929
115,328	124,800	149,212	143,195	170,921	213,846	202,969	235,874	219,473
213,483 184,387	291,669 245,104	295,897 242,003	291,792 233,929	439,306 313,514	500,639 371,284	484,982 338,459	481,038 365,827	372,042 284,243
76,794	88,058	102,076	127,719	146,116	164,034	191,147	229,252	170,446
382,724	451,792	611,978	728,489	884,054	853,944	1,239,987	1,209,755	924,412
81,899	178,142	153,064	135,372	370,385	363,570	262,177	432,410	315,607
464,623	624,934	765,042	863,861	1,254,439	1,217,514	1,502,164	1,642,165	1,240,019
2,334,400 428,022	2,436,992 606,183	1,445,627 335,632	782,210 179,479	530,445 141,146	630,653 150,949	583,831 132,954	292,212 64,519	868,348 157,052
8,526,408 668,682	4,481,016 347,143	5,581,664 610,127	2,421,015 245,489	1,081,255 132,374	902,255 104,214	415,257 59,485	509,416 83,324	879,689 129,980
7,322,764 558,403	5,275,929 519,996	6,476,014 726,225	5,491,935 656,024	2,897,415 414,444	3,340,812 441,093	4,382,847 502,147	7,140,369 783,546	5,203,868 652,602
1,701,685 85,115	2,283,281 107,550	2,277,783 108,811	2,388,866 123,242	2,115,154 121,249	2,878,670 123,634	1,878,759 84,643	3,478,865 160,949	3,227,574 132,747
8,360,710 429,022	5,894,382 305,563	6,765,294 469,277	7,064,653 587,784	5,637,990 515,704	6,098,067 419,067	5,378,372 363,253	11,215,320 821,653	7,911,430 641,768

7-8 EDWARD VII., A. 1908

## No. 13.—STATEMENT of the Quantities and Values of the Principal

PRINCIPAL ARTICLES.	QUANTITIES AND VALUES.					
	1893.	1894.	1895.	1896.	1897.	1898.
Provisions— <i>Con.</i>						
Meats— <i>Con.</i>						
Dried or smoked meats and meats preserved in any other way than salted or pickled .....	Lbs. 1,501,004	1,396,585	1,332,601	1,206,463	1,080,300	1,277,144
.....	143,572	138,515	139,823	116,454	96,973	122,265
All other provisions .....	127,400	180,553	97,518	133,469	176,013	270,483
Totals .....	1,629,189	1,901,804	1,693,007	1,228,041	1,572,289	2,993,841
Rags .....	Cwt. 125,676	161,858	247,231	370,224	165,741	504,988
.....	239,434	191,660	193,861	241,822	191,697	339,526
Resin or rosin .....	Brls. 23,889	22,022	27,093	27,200	33,098	* 108,376
.....	97,750	90,670	85,822	112,499	101,221	99,690
Ribbons .....	549,961	543,434	564,533	799,495	599,019	661,954
Salt .....	Lbs. 211,738,847	212,430,744	210,182,752	212,670,357	227,756,259	201,733,297
.....	360,941	381,497	362,565	363,438	345,587	327,594
Seeds and bulbous roots :—						
Flaxseed .....	Bush. 11,713	193,017	44,813	28,952	232	+3,349,892
.....	12,637	204,720	37,400	30,440	375	67,132
Garden, field or other seeds for agricultural or other purposes, N.O.P., when in bulk or in large parcels .....	427,520	400,039	497,794	623,289	672,378	465,454
All other .....	51,716	59,493	61,359	73,132	67,977	68,196
Totals .....	491,873	664,252	596,553	726,861	740,130	601,082
Silk and manufactures of :—						
Fabrics .....	820,874	823,529	854,421	905,347	760,594	1,331,512
Handkerchiefs .....	139,731	123,167	110,672	104,278	80,606	69,042
Clothing, including corsets prior to 1898 .....	300,781	282,738	353,626	344,123	252,704	231,795
Silk, raw, or as reeled from the cocoon, &c. ....	Lbs. 54,619	61,147	44,178	62,288	44,955	70,631
.....	206,325	203,040	123,970	190,557	133,354	226,724
Velvets .....	Yds. 215,664	311,098	294,779	406,488	296,602	537,571
.....	128,577	163,193	138,225	171,764	133,657	199,473
All other .....	882,643	576,208	232,165	261,031	272,510	213,468
Totals .....	2,478,931	2,176,875	1,813,079	1,977,100	1,633,455	2,272,014
Soap .....	Lbs. 2,417,195	2,055,010	2,919,933	3,360,468	3,833,283	4,448,164
.....	184,748	157,826	216,018	245,116	263,648	290,773
Spices .....	Lbs. 2,067,451	1,552,264	2,009,658	2,033,564	1,880,485	2,369,593
.....	193,425	139,001	155,612	144,757	138,036	197,590
Spirits and wines :—						
Brandy .....	Galls. 212,027	190,031	195,175	153,339	183,060	194,403
.....	363,543	303,386	299,914	245,220	264,017	300,350
Gin of all kinds, N.E.S. ....	Galls. 486,070	428,490	435,288	375,280	455,145	494,989
.....	182,058	157,151	143,660	140,299	161,668	186,002

## SESSIONAL PAPER No. 10

Articles of Merchandise Imported into Canada, &c.—*Continued.*

## QUANTITIES AND VALUES.

1899.	1900.	1901.	1902.	1903.	1904.	1905.	1906.	1907 (9 mos.)
2,792,300	2,987,923	2,429,173	1,597,464	1,411,959	1,862,266	1,565,006	2,248,011	1,448,332
246,932	291,354	274,256	193,328	164,613	223,346	181,868	261,470	186,349
310,039	387,884	570,248	565,366	365,480	505,300	370,273	1,014,243	975,846
2,725,615	2,895,978	3,085,576	2,550,712	1,855,010	1,967,513	1,694,623	3,189,704	2,876,344
404,976	1,551,557	390,028	367,375	241,286	254,484	1,116,215	1,697,801	.....
298,561	306,843	225,924	167,902	295,120	333,815	324,747	361,722	314,690
*108,262	*84,972	*103,304	*132,415	*160,615	*261,940	* 170,681	*188,752	* 144,749
94,237	111,760	125,363	147,613	194,292	229,788	259,839	349,115	288,616
854,113	715,951	643,628	798,730	1,093,470	1,059,019	1,098,291	1,157,886	1,130,493
194,817,958	204,583,033	227,521,291	252,231,125	247,263,104	228,424,926	215,397,036	224,452,485	161,300,475
300,339	325,436	373,306	424,780	402,957	412,401	399,086	412,015	299,369
+45,708,682	+51,184,541	+15,328,360	+54,049,308	+48,286,126	+28,914,126	+ 9,844,388	+76,949,206	+152,331,474
1,119,539	1,366,436	700,480	1,871,333	1,376,537	548,712	211,585	1,647,194	3,351,390
381,868	525,567	575,719	443,244	475,322	358,290	453,345	374,974	417,364
70,413	82,302	85,973	128,716	137,144	114,974	129,770	113,056	253,154
1,571,820	1,974,395	1,362,172	2,443,293	1,989,003	1,021,976	785,700	2,135,224	4,051,905
2,090,157	2,452,908	2,363,128	2,642,626	2,888,725	2,839,012	3,442,868	3,391,557	2,659,650
90,080	107,211	115,368	108,894	112,803	125,743	130,757	121,596	116,341
241,780	251,704	241,909	224,591	234,154	260,393	274,362	254,535	202,074
75,824	63,832	78,589	106,637	101,833	93,356	127,672	120,207	79,059
263,543	277,708	261,637	352,134	367,928	368,280	444,370	451,707	327,040
819,562	763,213	578,347	622,902	785,525	651,000	585,279	448,738	385,500
321,604	274,625	233,523	279,811	370,118	302,031	294,664	282,270	240,186
182,158	151,113	167,933	179,158	198,377	239,996	254,877	291,820	265,327
3,189,322	3,515,269	3,383,498	3,787,214	4,172,105	4,135,455	4,841,898	4,793,485	3,810,618
6,216,927	7,292,097	5,908,358	4,711,482	.....	.....	.....	.....	.....
381,198	449,341	366,179	318,390	346,554	419,120	434,009	512,129	441,162
1,971,069	2,119,717	2,171,867	2,588,099	2,694,581	2,872,437	2,768,608	3,493,268	2,065,778
188,687	223,424	221,382	251,973	236,457	283,254	262,298	299,356	196,812
211,875	233,403	245,785	291,311	310,360	344,963	362,385	355,211	262,743
310,630	359,718	393,556	436,251	475,386	540,270	569,828	539,662	457,274
534,227	595,367	673,712	594,691	749,231	881,016	809,694	671,963	551,774
223,915	258,573	317,671	270,982	350,175	413,510	374,482	377,528	313,196

\* Cwt.

† Lbs.



7-8 EDWARD VII., A. 1908

## No. 13.—STATEMENT of the Quantities and Values of the Principal

PRINCIPAL ARTICLES.	QUANTITIES AND VALUES.					
	1893.	1894.	1895.	1896.	1897.	1898.
Spirits and wines— <i>Con.</i>						
Whiskey..... { Galls.	272,497	247,808	280,439	306,928	244,246	308,171
{ \$	307,454	285,242	293,887	311,037	317,433	422,909
All other spirits..... { Galls.	196,363	156,933	182,250	171,863	181,977	206,393
{ \$	120,864	94,323	94,594	85,153	73,121	93,090
Wines, non-sparkling..... { Galls.	446,322	488,200	415,111	397,737	368,646	407,032
{ \$	367,691	344,169	310,813	289,536	249,117	273,388
"    sparkling..... \$	203,448	136,942	107,208	125,912	142,189	191,760
Totals..... \$	1,545,058	1,321,213	1,250,076	1,197,157	1,207,545	1,467,499
Stone and manufactures of. . . \$	193,575	189,670	170,804	179,245	154,876	174,100
Sugar, syrup and molasses—						
Sugar, N.E.S. .... { Lbs.	247,391,847	307,153,338	389,445,383	272,289,188	290,527,519	261,755,049
{ \$	6,510,579	8,518,568	8,286,472	6,054,546	6,387,934	5,258,213
Molasses..... { Galls.	4,176,383	4,378,448	4,259,935	4,475,616	4,646,623	3,834,022
{ \$	885,002	885,120	854,168	953,924	817,843	612,421
All other..... \$	144,290	126,340	122,291	120,731	110,815	161,872
Totals..... \$	7,539,871	9,530,028	9,262,931	7,129,201	7,316,592	6,032,506
Tea ..... { Lbs.	18,049,854	20,551,739	20,595,770	22,668,171	24,344,982	20,052,264
{ \$	2,976,127	3,054,570	3,115,324	3,252,038	3,313,048	2,726,014
Tobacco and manufactures of—						
Cigars and cigarettes ..... { Lbs.	93,439	90,133	85,682	94,588	93,683	68,179
{ \$	259,215	234,011	221,935	239,331	228,881	160,212
Tobacco, unmanufactured... { Lbs.	14,340,741	13,782,917	12,422,326	10,638,389	15,816,279	5,912,802
{ \$	1,833,619	1,766,099	1,426,525	1,464,814	2,010,107	1,061,716
All other..... { Lbs.	118,816	127,171	92,485	81,127	101,175	142,878
{ \$	42,433	45,013	35,995	34,075	47,505	62,674
Totals..... { Lbs.	14,552,996	14,000,221	12,600,493	10,814,104	16,011,137	6,123,859
{ \$	2,135,267	2,045,123	1,684,455	1,738,216	2,286,493	1,284,602
Tobacco pipes of all kinds, pipe mounts, cigar and cigarette holders and cases for same, smokers' sets and cases there- for, and tobacco pouches... \$	164,588	180,246	136,910	121,943	140,611	159,271
Turpentine, spirits of..... { Galls.	496,224	536,898	533,202	567,923	566,482	712,949
{ \$	164,927	160,356	157,486	162,348	153,483	212,103
Umbrellas, parasols, and sun- shades of all kinds..... \$	292,349	206,021	195,607	168,297	111,470	116,835
Vegetables..... \$	210,801	231,354	219,985	220,560	220,563	309,142
Watches, and parts of . . . \$	402,790	348,230	281,231	298,861	457,927	451,061
Webbing ..... \$	129,593	114,058	102,297	74,306	89,577	131,788



## SESSIONAL PAPER No. 10

Articles of Merchandise Imported into Canada, &c.—*Continued.*

## QUANTITIES AND VALUES.

1899.	1900.	1901.	1902.	1903.	1904.	1905.	1906.	1907. (9 mos.)
376,626 523,819	431,685 618,556	484,235 699,739	477,638 681,550	531,677 803,644	575,879 874,261	592,104 899,251	646,543 1,024,593	505,501 843,210
312,394 128,907	271,079 161,153	273,992 167,674	295,594 159,603	346,361 172,388	456,231 204,546	836,485 302,882	502,741 254,938	324,137 209,759
407,947 292,269	467,277 344,669	464,702 353,344	488,551 359,890	520,270 375,308	487,535 377,135	563,363 410,188	562,668 417,988	390,539 301,390
240,988	249,922	234,603	238,900	224,680	238,440	263,131	311,211	240,569
1,720,548	1,983,591	2,166,589	2,146,276	2,401,581	2,648,162	2,810,762	2,925,920	2,365,308
208,202	239,993	243,012	317,860	374,713	456,264	499,049	676,281	664,778
269,599,292 6,065,129	319,815,422 7,554,012	340,291,611 7,953,340	391,358,949 7,905,044	359,788,727 6,472,935	434,958,286 8,522,004	371,259,478 9,897,579	417,932,357 8,930,587	292,439,527 6,028,215
3,953,716 813,602	4,666,677 1,217,027	4,446,759 1,071,690	5,120,870 921,588	4,141,815 818,824	4,908,506 1,023,788	5,539,658 1,165,541	5,610,353 1,096,425	4,115,187 456,355
171,208 <sup>1</sup>	243,170	320,956	275,626	244,445	273,399	274,056	356,072	335,205
7,049,939	9,014,209	9,345,386	9,102,258	7,536,204	9,819,191	11,337,176	10,383,084	6,819,775
25,102,685 3,528,807	24,998,726 3,611,014	23,095,938 3,189,567	19,682,053 2,977,129	24,072,497 3,473,052	31,339,600 4,695,440	26,379,171 3,677,620	25,628,694 3,666,996	22,208,647 3,185,411
71,058 195,929	98,064 286,742	..... 339,019	101,265 313,543	120,382 359,311	128,300 395,524	122,185 393,766	144,574 465,951	134,708 478,907
11,950,177 1,715,451	9,925,775 1,731,366	9,284,971 1,555,851	11,877,862 2,020,999	14,778,471 2,503,517	15,494,586 2,880,792	14,707,457 2,545,713	14,603,355 2,669,225	14,585,972 2,963,085
251,051 116,951	327,068 139,716	1,108,693 277,550	316,364 156,834	332,872 178,200	460,197 228,459	410,586 200,805	556,893 288,051	442,888 242,739
12,272,286 2,028,331	10,350,907 2,157,824	..... 2,172,420	12,295,491 2,490,476	15,231,725 3,041,028	16,083,083 3,504,775	15,240,228 3,140,284	15,304,822 3,423,227	15,163,568 3,683,921
191,890	214,057	292,895	303,683	368,603	444,747	407,066	443,023	337,940
607,090 228,995	725,328 359,675	808,037 309,339	729,035 311,773	784,013 437,058	680,680 423,250	802,014 459,912	898,100 603,059	453,594 295,200
131,238	109,890	81,864	72,224	62,041	56,731	53,784	53,122	53,559
328,332	413,149	445,385	430,397	717,866	700,110	992,277	802,413	520,133
427,198	500,018	624,000	742,558	872,753	946,576	900,846	936,154	810,930
121,624	139,750	138,700	156,738	164,393	202,149	183,835	203,586	179,272



## SESSIONAL PAPER No. 10

Articles of Merchandise Imported into Canada, &c.—*Continued.*

## QUANTITIES AND VALUES.

1899.	1900.	1901.	1902.	1903.	1904.	1905.	1906.	1907. (9 mos.)
327,719	395,509	444,206	489,306	592,608	585,186	693,670	753,589	570,283
46,870 569,416	36,309 574,383	52,574 704,868	51,712 675,910	60,900 892,360	142,648 2,663,571	116,531 2,185,221	52,401 1,124,638	39,415 959,081
370,839	502,994	478,707	568,948	657,138	930,291	895,289	909,048	851,651
14,957	10,431	16,177	10,236	39,810	63,387	60,639	25,997	14,373
199,132	199,415	210,073	472,967	690,951	326,760	145,338	189,418	40,409
406,845	432,224	262,863	665,817	389,267	396,348	479,791	889,571	410,264
6,918 208,321	7,623 272,462	5,731 197,379	5,543 186,872	7,439 395,657	10,850 457,419	7,817 318,330	9,661 420,524	9,286 390,965
19,703 543,536	29,548 887,274	27,643 804,180	34,037 941,004	38,055 1,268,053	45,923 1,492,577	36,820 1,200,981	32,852 1,239,259	35,761 1,395,210
15,642 304,209	19,989 398,211	23,596 444,732	15,884 344,567	23,714 559,045	15,056 302,375	20,586 405,733	22,576 565,474	40,192 1,288,791
1,566 50,404	2,525 86,659	1,581 57,906	1,317 49,286	1,183 55,608	1,210 57,770	7,943 34,211	1,003 43,246	709 38,821
1,086,414	1,243,736	1,322,787	1,494,527	1,539,917	2,123,458	2,121,228	2,495,606	2,023,474
4,081,792	5,003,298	4,943,878	5,899,440	6,990,414	9,399,442	8,540,431	8,656,370	7,983,322
+2,815,153 1,559,978	+2,504,211 1,384,631	+3,673,196 1,883,957	+3,823,743 1,939,672	+4,289,000 2,381,665	+4,236,852 2,280,217	+2,334,752 1,589,685	+3,075,228 2,003,161	+3,211,912 2,224,296
+953,124 558,821	+989,364 592,331	+973,467 485,324	+1,128,505 642,042	+1,608,586 944,809	+1,771,024 1,050,658	+1,898,297 1,177,760	+1,838,061 1,166,954	+1,591,760 1,084,926
+849,870 513,513	+1,427,821 843,625	+1,241,095 748,765	+1,874,787 1,028,400	+2,585,347 1,397,482	+3,949,580 2,049,773	+3,677,756 1,952,792	+3,962,590 2,092,559	+3,175,388 1,715,165
+475,568 64,810	+542,522 84,334	+655,702 120,126	+824,270 153,398	+726,054 139,385	+744,802 129,195	+774,930 134,933	+746,067 132,348	+488,854 91,514
210,763	125,329	93,200	82,465	105,644	240,177	329,280	407,059	313,093
77,448	73,174	93,656	87,444	111,461	112,938	96,336	109,982	69,759
386,732 648,157	427,399 635,239	303,631 526,548	358,402 572,183	517,202 887,742	487,929 871,993	542,204 957,147	626,751 1,120,696	498,693 966,188
735,043 311,861	909,089 407,311	1,014,563 409,864	1,481,542 531,062	2,130,610 811,153	1,861,649 801,000	1,948,817 912,642	2,044,962 1,032,271	1,435,311 767,663
9,413,739 1,335,096	8,054,699 1,574,834	8,574,605 1,292,895	10,360,738 1,374,054	7,994,702 1,239,998	7,339,369 1,319,735	7,617,211 1,553,431	6,311,837 1,489,268	3,928,791 853,152

7-8 EDWARD VII., A. 1908

No. 13.—STATEMENT of the Quantities and Values of the Principal

PRINCIPAL ARTICLES.	QUANTITIES AND VALUES.						
		1893.	1894.	1895.	1896.	1897.	1898.
Wool and manufactures of— <i>Con.</i> All fabrics composed wholly or in part of wool, worsted, &c. ....	Yds. f	22,579,859	16,759,125	13,054,410	15,374,555	12,375,023	.....
	£	3,781,191	3,365,297	2,661,481	3,183,124	2,537,690	3,024,634
Clothing, ready-made, and wearing apparel of every description (except knitted goods) .....	£	1,125,292	1,019,345	830,148	846,069	820,707	972,820
Carpets, Brussels.....	Yds. f	708,654	632,511	528,914	574,078	416,245	488,278
	£	448,733	387,048	320,910	323,958	234,911	288,315
" tapestry .....	Yds. f	1,880,160	1,669,908	1,233,356	1,229,215	1,074,601	1,233,475
	£	588,560	491,489	369,449	392,781	333,125	403,559
" other .....	Yds. f	266,137	311,566	219,671	259,106	140,947	55,092
	£	83,909	83,238	76,290	82,960	49,859	27,196
Felt, pressed, of all kinds, not filled or covered by or with any woven fabric .....	Lbs. f	394,544	414,243	325,496	348,104	402,696	463,578
	£	137,744	170,029	116,911	125,088	128,054	183,323
All other. . . . .	£	105,039	110,566	114,535	151,658	127,689	274,790
Totals.....	£	12,654,136	10,603,614	9,116,820	9,989,437	8,025,454	10,135,019
Miscellaneous articles:—							
Articles imported by, and for the use of the Dominion Government or any of the Departments thereof, or by and for the Senate and House of Commons, &c....	£	355,806	423,658	207,522	314,767	234,811	354,367
Articles for use in the Army and Navy .....	£	637,806	470,735	552,242	473,756	1,693,511	635,482
Articles for use in the fisheries	£	434,057	444,540	518,891	525,141	540,626	496,047
Settlers' effects.....	£	2,210,794	3,322,499	2,540,681	2,188,975	2,233,730	2,828,675
Coin and bullion . . . . .	£	6,534,200	4,023,072	4,576,620	5,226,319	4,676,194	4,390,844
Total value of principal and other articles .....	£	129,074,268	123,474,940	110,781,682	118,011,508	119,218,609	140,323,053

## SESSIONAL PAPER No. 10

Articles of Merchandise Imported into Canada, &c.—*Concluded.*

## QUANTITIES AND VALUES.

1899.	1900.	1901.	1902.	1903.	1904.	1905.	1906.	1907 (9 mos.)
3,377,094	3,359,856	3,099,154	3,386,593	3,754,413	4,116,860	4,843,993	5,956,693	5,070,368
1,151,674	1,151,933	1,155,914	1,211,185	1,321,563	1,668,199	1,664,294	1,531,365	1,184,711
667,393	811,104	651,578	663,991	859,698	824,469	819,804	651,228	206,808
414,688	493,789	410,847	419,655	553,057	544,610	540,408	460,784	162,604
1,444,352	1,404,427	1,410,483	1,576,839	1,848,221	1,748,342	1,604,552	1,581,249	696,389
468,916	465,648	469,860	560,122	658,415	697,984	599,360	564,175	281,046
71,024	60,945	68,633	161,461	374,820	435,991	707,472	746,302	1,081,128
32,000	32,193	42,621	97,137	260,643	273,726	456,369	542,353	631,023
449,988	432,748	488,858	565,402	613,442	598,495	588,932	811,667	627,810
178,083	173,399	182,062	192,592	214,140	212,726	168,099	190,174	183,104
277,906	330,393	228,953	345,103	348,732	485,221	586,985	581,824	537,696
11,180,808	11,728,019	11,243,746	12,623,107	15,130,302	16,854,931	17,563,514	19,381,666	16,136,308
856,451	712,133	1,646,937	2,607,664	1,407,060	2,398,668	1,689,684	1,831,472	1,404,450
387,930	597,643	632,616	523,954	90,820	19,493	12,170	7,805	698
50,380	627,528	653,968	737,400	777,038	751,877	812,680	743,933	556,586
2,805,956	3,065,410	3,740,630	4,580,481	6,442,724	6,758,913	7,084,659	9,254,511	5,775,378
4,705,134	8,297,438	3,537,294	6,311,405	8,976,797	7,874,313	10,308,435	7,078,603	7,517,008
162,764,308	189,622,513	190,415,525	212,270,158	241,214,961	259,211,803	266,834,417	294,286,015	259,786,007



7-8 EDWARD VII., A. 1908

No. 14.—STATEMENT of the Quantities and Values of the Principal Articles  
From Canadian

PRINCIPAL ARTICLES.		QUANTITIES AND VALUES.					
		1893.	1894.	1895.	1896.	1897.	1898.
Animals, living:—							
Cattle, horned .....	{ No. \$	107,225 7,745,103	86,063 6,499,717	93,806 7,121,148	104,735 7,086,822	161,377 7,159,599	213,064 8,729,990
Horses .....	{ No. \$	13,387 1,588,007	9,414 1,178,806	15,332 1,547,867	22,887 2,441,118	19,208 1,952,071	16,423 1,840,989
Sheep .....	{ No. \$	362,455 1,288,540	234,100 849,651	291,862 1,627,089	393,339 2,154,623	313,410 1,902,011	351,789 1,272,077
All other .....	\$	224,717	79,008	61,375	91,075	150,036	71,714
Totals .....	\$	10,846,367	8,607,182	10,357,479	11,773,638	10,263,717	11,914,770
Books, photographs, &c....	\$	92,487	84,566	85,981	96,081	119,959	147,985
Breadstuffs, viz.:—							
Grain:—							
Barley .....	{ Bush. \$	2,044,235 946,151	597,405 264,200	1,708,370 729,718	840,726 316,029	1,831,094 566,505	527,158 199,068
Beans .....	{ Bush. \$	276,955 356,840	218,897 263,900	351,035 423,486	254,503 259,004	264,744 195,543	273,684 200,093
Buckwheat .....	{ Bush. \$	594,604 277,681	511,216 277,033	379,794 174,056	405,000 173,689	479,555 181,733	721,219 297,491
Indian corn .....	{ Bush. \$	2,839,209 1,527,498	10,382,630 4,955,397	1,535,356 800,365	2,499,080 1,131,429	7,229,897 2,749,953	14,332,939 5,167,043
Oats .....	{ Bush. \$	7,278,194 2,555,322	3,359,525 1,236,570	935,814 323,549	1,001,956 285,418	7,247,991 1,835,721	10,925,602 3,320,718
Pease, whole .....	{ Bush. \$	3,255,812 2,441,437	3,194,216 2,237,516	2,130,778 1,622,919	1,564,545 1,142,907	3,971,815 2,310,710	3,145,918 1,729,444
" split .....	{ Bush. \$	158,536 137,198	184,530 154,005	128,346 107,740	212,168 168,304	149,254 100,218	129,347 104,287
Rye .....	{ Bush. \$	298,589 225,331	204,334 114,351	62,942 33,003	50,228 22,822	482,157 226,000	1,540,933 827,973
Wheat .....	{ Bush. \$	13,008,029 10,152,016	14,180,252 9,556,788	11,945,658 7,326,736	13,219,302 8,007,957	13,141,338 9,265,326	23,914,628 21,933,102
All other .....	{ Bush. \$	39,958 22,433	4,503 1,999	7,489 2,861	269 206	1,761 546	3,256 1,433
Totals, grain .....	{ Bush. \$	29,794,121 18,641,907	32,837,508 19,063,759	19,185,582 11,537,433	20,047,777 11,507,765	34,799,606 17,432,255	55,514,684 33,780,652
Grain products, viz.:—							
Bran .....	{ Cwt. \$	255,648 181,152	134,564 96,549	119,137 87,259	139,472 112,568	173,849 122,570	270,684 165,848
Oatmeal .....	{ Brls. \$	156,512 626,477	92,262 319,783	80,263 276,310	110,577 365,550	153,865 468,399	176,821 554,759
Wheat flour .....	{ Brls. \$	431,116 1,798,878	480,275 1,842,875	325,329 1,119,163	244,290 895,148	481,764 1,720,331	1,254,864 5,446,016
All other .....	\$	17,328	12,220	17,589	15,875	20,641	19,782
Totals, grain products ..	\$	2,623,835	2,271,427	1,500,321	1,389,141	2,331,971	6,186,405
All other breadstuffs....	\$	78,980	44,919	24,775	37,224	43,674	19,916
Totals, breadstuffs ..	\$	21,344,722	21,380,105	13,062,529	12,934,230	19,807,900	39,986,973

## SESSIONAL PAPER No. 10

of Merchandise Exported from Canada during each Fiscal Year 1893 to 1907.

*Returns.*

## QUANTITIES AND VALUES.

1899.	1900.	1901.	1902.	1903.	1904.	1905.	1906.	1907. (9 mos.)
212,504 8,576,371	205,581 9,090,696	169,337 9,068,860	184,692 10,699,630	176,945 11,370,262	158,532 10,503,921	167,271 11,373,379	176,668 11,689,551	162,147 10,933,669
13,505 1,977,907	10,893 1,269,535	8,819 1,075,901	14,558 1,764,428	6,371 1,038,408	3,526 649,127	3,946 754,198	4,000 897,583	3,646 825,343
405,334 1,541,132	459,944 1,894,912	394,948 1,628,731	348,895 1,496,771	401,619 1,658,874	364,175 1,547,497	288,705 1,405,196	244,339 1,174,005	255,026 1,315,307
95,992	75,759	136,119	146,087	388,032	118,639	113,565	120,198	93,312
11,291,402	12,330,092	11,909,611	14,106,916	14,455,576	12,819,184	13,646,248	13,881,337	13,167,631
135,154	178,731	164,700	184,246	209,639	257,643	272,976	329,802	218,482
386,768 179,519	2,551,949 1,200,852	2,490,403 1,173,219	457,117 231,199	947,012 457,233	1,057,670 489,437	1,808,575 893,480	2,885,889 1,420,642	1,774,775 928,985
304,537 239,238	312,443 335,542	310,654 418,810	154,131 225,813	51,095 79,801	84,434 133,569	237,896 305,856	89,332 140,672	28,257 48,923
334,492 178,637	274,580 146,055	429,331 227,717	314,550 175,517	314,349 175,394	440,639 234,029	505,885 281,094	488,365 276,631	356,440 196,092
16,150,779 6,411,495	11,761,024 4,758,778	12,220,975 5,507,245	2,690,748 1,287,789	2,132,908 1,085,601	5,698,115 2,775,807	5,650,637 2,962,367	4,866,086 2,636,210	3,606,381 2,090,313
11,098,279 3,536,937	8,059,963 2,489,048	10,122,262 3,103,575	5,187,113 2,104,883	7,753,049 2,632,886	4,695,475 1,603,461	3,001,991 1,087,731	5,066,931 1,858,324	4,737,907 1,936,791
2,787,816 1,837,303	2,913,842 2,003,164	3,674,113 2,490,931	1,817,454 1,591,586	1,149,157 1,056,266	1,203,731 1,133,268	676,502 617,729	546,593 608,929	441,579 479,385
132,250 123,493	165,210 155,694	201,148 193,154	196,349 222,954			90,422 100,724	128,293 148,395	131,870 172,896
896,335 572,593	569,198 335,899	1,169,006 708,156	804,013 484,073	1,205,022 701,288	454,447 266,645	20,426 12,700	146,236 92,683	49,991 30,990
17,468,559 14,043,972	22,456,517 16,368,889	18,936,252 13,622,930	36,446,357 26,410,101	38,998,923 29,088,781	22,885,559 18,225,525	14,848,003 12,512,641	40,987,127 31,159,082	26,874,538 21,584,176
7,539 3,926	1,997 1,260	4,190 1,954	32,039 15,985	5,450 3,299	259 404	56,575 9,956	1,980 2,239	48,324 8,689
49,567,354 27,127,113	49,066,633 27,795,181	49,558,337 27,447,691	48,099,871 32,749,900	52,556,965 35,280,549	36,520,332 24,862,145	26,897,512 18,784,278	55,206,832 41,343,297	38,050,062 27,468,150
229,340 168,120	192,567 145,206	351,175 243,215	383,691 237,178	351,666 242,100	550,036 374,364	897,365 570,064	678,221 412,913	359,990 256,072
119,986 396,568	145,867 474,991	151,851 467,807	91,706 344,332	145,036 538,149	204,464 756,687	168,607 641,233	132,944 542,281	136,839 544,455
808,605 3,145,874	771,022 2,800,347	1,121,991 4,030,746	1,086,693 3,969,135	1,288,002 4,706,651	1,587,949 6,131,015	1,323,039 5,890,258	1,532,144 6,180,754	1,092,179 4,095,516
12,575	28,660	36,729	62,020	42,397	62,254	48,712	46,180	40,212
3,723,137 70,383	3,449,204 45,508	4,778,497 60,399	4,612,665 53,318	5,523,297 53,358	7,324,320 54,000	7,150,267 1,351,738	7,182,128 1,258,718	4,936,255 1,180,086
30,920,633	31,289,893	32,286,587	37,415,883	40,857,204	32,240,465	27,286,283	49,784,053	33,584,491

7-8 EDWARD VII., A. 1908

No. 14.—STATEMENT of the Quantities and Values of the Principal

PRINCIPAL ARTICLES.	QUANTITIES AND VALUES.					
	1893.	1894.	1895.	1896.	1897.	1898.
Carriages, carts, wagons, bicycles, &c. ....	£ 63,603	96,819	77,253	113,344	402,216	480,288
Coal, coke, &c.:—						
Coal, bituminous .. { Tons.	1,006,126	1,092,063	1,204,538	1,125,563	1,221,104	1,182,732
£ 3,357,185	3,545,251	3,782,696	3,457,465	3,560,827	3,456,059	
All other .....	£ 52,818	37,165	25,295	38,285	31,654	12,981
Totals .....	£ 3,410,003	3,582,416	3,807,991	3,495,750	3,592,481	3,469,040
Cordage, twine, rope, &c. ....	£ 19,995	19,164	51,516	156,015	119,169	152,322
Cotton and manufactures of	£ 436,505	614,535	601,180	823,338	960,397	578,077
Drugs, dyes, chemicals, &c.:—						
Extract of hemlock bark .....	{ Brls. 6,398	9,254	7,796	10,258	6,125	5,862
£ 108,085	127,692	115,894	174,819	97,483	84,289	
All other .....	£ 132,815	103,428	164,183	155,143	150,497	496,720
Totals .....	£ 240,900	231,120	280,077	329,962	247,980	575,009
Fertilizers, &c.:—						
Phosphates .... { Tons.	11,899	4,947	4,189	528	23	256
£ 132,475	40,400	33,810	5,280	275	1,090	
All other .....	£ 7,706	31,413	32,174	36,187	36,584	46,864
Totals .....	£ 140,181	71,813	65,984	41,467	36,859	47,954
Fish and fish products:—						
Cod, haddock, ling and pollock, dry salted... { Cwt.	739,319	773,909	833,362	785,368	785,897	760,517
£ 3,123,739	3,407,499	3,461,678	3,150,180	2,883,004	2,700,450	
Herrings, pickled or salted .... { Brls.	107,146	103,564	106,831	104,361	87,568	57,820
£ 381,125	327,074	322,249	295,219	242,316	188,712	
Halibut, fresh..... { Lbs.	434,525	840,491	2,291,024	1,919,417	1,988,042	1,104,534
£ 32,992	60,878	102,718	84,681	104,068	63,415	
Mackerel, fresh .... { Lbs.	1,668,125	1,784,070	1,553,617	2,770,040	1,255,245	1,488,673
£ 73,185	97,069	66,887	100,915	63,761	63,625	
" pickled .... { Brls.	46,954	44,006	41,843	21,853	17,785	12,877
£ 455,963	399,515	397,855	281,267	193,244	154,075	
Lobsters, fresh .... { Brls.	45,441	43,559	40,917	42,540	33,622	38,485
£ 290,966	258,325	306,775	340,928	330,793	336,725	
" canned .... { Lbs.	12,901,960	13,825,336	12,344,534	14,504,499	11,340,039	11,919,634
£ 1,816,725	2,102,925	1,837,676	2,149,067	2,079,679	2,291,025	
Salmon, fresh..... { Lbs.	1,229,553	1,424,892	1,326,425	2,309,183	2,083,876	1,556,541
£ 123,716	154,172	124,615	222,548	191,882	135,880	
" canned..... { Lbs.	8,219,518	24,042,111	20,524,350	22,481,633	27,961,895	41,648,579
£ 870,378	2,386,696	2,009,413	2,536,755	2,856,127	3,430,805	
Fish, all other fresh.....	£ 858,548	890,270	768,230	956,148	821,759	909,391
All other .....	£ 231,564	258,828	249,730	248,440	236,310	288,942
Totals .....	£ 8,258,901	10,323,251	9,647,826	10,366,148	10,002,943	10,563,045

## SESSIONAL PAPER No. 10

Articles of Merchandise Exported from Canada, &c.—*Continued.*

## QUANTITIES AND VALUES.

1899.	1900.	1901.	1902.	1903.	1904.	1905.	1906.	1907 (9 mos.)
361,936	255,638	491,300	527,726	310,695	444,935	321,055	491,576	446,529
1,231,618 3,718,826	1,743,202 4,771,441	1,952,437 5,438,903	1,849,600 4,934,260	2,055,976 5,515,363	1,667,914 4,394,765	1,668,761 4,018,487	1,927,680 4,790,601	1,343,519 3,438,761
23,374	36,673	200,930	193,185	150,226	275,413	476,285	336,526	238,987
3,742,200	4,808,114	5,639,833	5,127,445	5,665,589	4,670,178	4,494,772	5,127,127	3,677,748
141,170	183,409	175,026	256,896	165,030	531,537	350,186	500,958	183,410
464,010	483,345	654,541	1,226,679	678,940	871,970	1,198,137	1,363,871	465,975
6,522 77,607	5,356 64,405	4,795 57,321	6,059 72,240	4,815 58,359	5,781 69,660	4,796 57,861	5,045 66,169	3,708 46,604
305,780	332,587	694,937	1,009,691	1,201,200	1,347,831	1,427,495	1,859,197	1,581,076
383,387	396,992	752,258	1,081,931	1,259,559	1,417,491	1,485,356	1,925,366	1,627,680
861 9,290	149 2,285	6 120	10 1,880	1 20	191 5,348	40 1,253	.....	.....
52,588	51,410	37,877	61,881	116,474	177,193	230,224	239,400	200,013
61,878	53,695	37,997	63,761	116,494	182,541	231,477	239,400	200,013
696,513 2,757,434	749,943 3,941,346	733,566 2,763,360	768,371 3,199,868	814,984 3,353,361	629,901 2,763,084	567,697 2,931,418	608,606 3,501,277	554,788 3,052,774
53,123 186,873	55,908 190,011	71,215 259,731	79,557 294,024	74,204 249,479	89,969 308,344	104,719 360,701	113,626 394,808	106,418 454,729
641,163 39,826	713,703 42,796	719,250 34,099	1,352,455 55,580	119,094 7,609	1,665,427 72,325	1,652,843 64,383	686,085 32,237	1,487,164 61,528
1,457,770 86,540	493,482 26,950	380,336 18,134	1,916,029 66,438	860,350 22,802	1,224,424 61,981	1,540,722 91,038	1,783,520 69,457	3,287,121 143,179
13,706 169,765	11,974 156,844	40,130 283,157	45,706 256,092	20,239 235,283	36,253 373,157	20,583 226,071	31,420 262,649	55,467 445,965
31,864 367,558	29,664 305,493	49,503 301,447	35,573 365,194	33,292 398,267	34,003 384,544	32,886 376,336	42,126 497,554	13,445 163,472
11,044,785 2,321,655	10,471,838 2,372,859	11,178,647 2,283,930	10,154,587 2,149,395	11,539,142 2,591,585	10,684,109 2,519,875	11,723,652 2,754,702	11,144,402 3,010,203	5,168,155 1,368,927
935,801 93,439	1,657,603 142,238	1,569,678 141,628	2,100,351 196,896	1,609,539 161,711	1,677,366 182,071	1,464,232 151,569	4,837,346 492,460	1,701,747 156,493
25,942,171 2,407,481	37,047,280 2,885,839	35,343,449 2,889,482	49,392,654 5,012,738	23,324,288 2,589,838	15,726,199 1,772,216	12,950,049 1,679,237	45,978,458 4,943,453	15,352,410 1,992,011
882,643	1,133,723	1,331,154	1,430,695	1,259,581	1,425,449	1,650,363	1,795,518	1,424,941
315,056	338,427	374,617	440,222	546,110	412,557	586,922	664,135	818,179
9,608,270	10,636,517	10,680,739	13,567,142	11,415,626	10,275,603	10,872,740	15,663,751	10,082,198



7-8 EDWARD VII., A. 1908

## No. 14.—STATEMENT of the Quantities and Values of the Principal

PRINCIPAL ARTICLES.	QUANTITIES AND VALUES.					
	1893.	1894.	1895.	1896.	1897.	1898.
Flax, hemp, jute and mfrs. of:—						
Flax..... { Cwt. 34,864		27,730	16,692	15,390	38,022	5,710
{ \$ 124,082		268,203	151,567	128,857	304,652	38,735
Tow..... { Cwt. 18,338		9,599	13,863	18,379	18,835	11,281
{ \$ 117,143		71,423	92,118	93,195	84,728	43,847
All other..... \$ 7,330		100			2,898	
Totals..... \$ 218,555		339,726	243,715	222,082	392,278	82,582
Fruits, all kinds:—						
Apples, dried..... { Lbs. 3,500,633		1,430,559	4,178,343	1,009,221	5,559,003	2,552,075
{ \$ 200,813		98,988	250,418	48,058	179,644	125,658
Apples, green..... { Brls. 1,187,673		278,313	853,369	567,745	1,665,139	439,538
{ \$ 2,731,254		898,889	1,821,710	1,417,571	2,503,637	1,307,059
Berries, all kinds..... \$ 97,119		103,240	107,825	150,253	132,296	79,464
All other..... \$ 163,640		163,068	260,946	237,005	345,609	271,330
Totals..... \$ 3,192,526		1,174,185	2,440,899	1,852,887	3,161,186	1,783,511
Furs and skins and mfrs. of:—						
Furs and skins, undressed, the produce of fish or other marine animals \$ 605,752		1,060,192	1,163,962	761,387	460,837	370,679
Furs and skins not dressed..... \$ 1,481,168		1,758,890	1,584,285	1,766,759	1,599,803	1,512,646
All other..... \$ 40,447		30,759	75,438	63,433	123,931	41,235
Totals..... \$ 2,127,367		2,849,841	2,823,685	2,591,579	2,184,571	1,924,560
Hay..... { Tons. 151,881		276,858	199,132	214,672	113,754	37,144
{ \$ 1,452,872		2,601,704	1,540,251	1,976,749	999,238	358,614
Hides and skins, other than fur..... \$ 473,117		321,902	980,418	1,163,953	1,569,628	1,121,376
Leather and mfrs. of..... \$ 1,009,070		1,714,024	1,376,660	2,018,080	1,561,987	1,630,974
Lime..... \$ 106,105		71,171	83,595	76,451	56,720	48,323
Metals and minerals and mfrs. of:—						
Copper, all kinds, including copper ore..... { Tons. 3,658		596	1,721	2,261	5,065	6,963
{ \$ 395,819		88,352	222,657	294,230	550,577	864,778
Gold and silver and mfrs. of:—						
Gold bearing quartz, dust, nuggets, &c..... \$ 247,868		318,258	612,729	1,099,053	2,804,101	3,588,812
Silver ore..... { Ozs. 65,406		629,655	1,116,217	2,508,233	4,097,212	6,784,035
{ \$ 423,707		651,737	1,595,548	2,613,173	3,519,786	
Totals, gold and silver..... \$ 313,274		741,965	1,264,466	2,694,601	5,417,274	7,108,628
Iron and steel and mfrs. of:—						
Agricultural imple'ts..... \$ 462,503		466,479	665,667	595,277	762,262	1,144,463
Castings, N.E.S..... \$ 10,735		18,179	26,938	106,162	130,887	116,439



## SESSIONAL PAPER No. 10

Articles of Merchandise Exported from Canada, &c.—*Continued.*

## QUANTITIES AND VALUES.

1899.	1900.	1901.	1902.	1903.	1904.	1905.	1906.	1907 (9 mos.)
12,673 75,140	28,344 196,769	32,140 235,089	14,645 143,531	19,304 175,268	27,892 271,710	131,548 410,291	68,847 244,629	6,970 73,006
8,536 50,566	11,749 79,619	642 4,484	3,351 23,933	555 3,943	1,701 10,624	4,389 26,394	1,383 12,786	621 4,983
2,400	53,326	989	.....	1,142	1,068	2,466	836	13,717
128,106	329,714	240,553	167,464	180,353	283,402	439,151	258,251	91,706
8,167,280 429,656	4,181,038 210,892	4,328,069 191,386	1,688,960 102,353	7,795,416 402,412	6,982,071 368,749	6,057,078 268,657	3,651,460 212,862	3,718,372 231,550
1,077,939 2,624,470	956,674 2,578,853	678,670 1,483,948	516,394 1,567,322	1,000,565 2,759,047	1,598,661 4,591,169	1,037,813 2,629,057	1,217,605 4,083,770	978,747 2,636,802
89,348	127,740	113,824	84,468	110,504	122,458	139,072	102,868	122,219
571,932	466,528	261,165	226,375	480,004	512,068	340,831	495,197	419,803
3,715,406	3,384,013	2,049,423	1,989,518	3,751,967	5,594,444	3,377,617	4,894,697	3,410,374
296,075	537,242	582	538,530	357,006	450,164	228,743	273,730	162,190
1,504,481	1,739,625	1,629,329	1,792,859	2,398,966	2,127,398	2,421,903	2,458,056	2,549,382
85,948	94,885	50,137	42,150	54,696	84,548	48,532	96,496	153,747
1,886,504	2,371,752	1,680,048	2,373,539	2,810,668	2,662,110	2,699,178	2,828,282	2,867,319
64,428 411,631	175,417 1,414,119	252,979 2,097,902	434,807 4,415,324	450,066 3,596,557	219,880 1,898,068	151,702 1,268,506	266,785 1,531,719	112,856 1,039,512
1,279,892	1,407,202	2,249,438	1,737,230	1,979,524	2,100,020	2,882,216	3,534,889	2,686,487
1,695,997	1,889,507	2,453,204	2,319,763	2,387,907	2,427,270	2,380,531	2,452,154	1,523,032
64,113	77,360	83,514	112,034	127,792	104,044	75,498	73,534	49,662
4,236 922,979	6,912 1,387,388	13,178 2,660,276	15,196 2,990,425	14,816 2,997,701	22,349 4,504,224	19,279 4,857,585	22,160 7,155,185	13,086 5,138,745
3,272,702	14,148,543	24,445,156	19,684,604	16,490,820	18,817,787	15,399,419	13,904,543	7,240,171
4,417,422 2,639,281	2,283,148 1,354,055	4,022,019 2,420,750	3,684,727 2,655,428	3,246,776 1,894,592	3,202,506 1,869,113	3,612,543 2,103,724	7,269,533 4,315,457	8,837,965 5,522,216
5,902,983	15,502,598	26,865,906	21,740,032	18,295,412	20,686,900	17,413,143	17,320,000	12,762,387
1,867,223	1,693,581	1,749,565	1,820,800	2,299,292	2,581,069	2,342,826	2,499,104	2,497,882
114,405	170,569	106,579	116,513	186,215	91,525	81,492	61,347	29,574

7-8 EDWARD VII., A. 1908

## No. 14.—STATEMENT of the Quantities and Values of the Principal

PRINCIPAL ARTICLES.	QUANTITIES AND VALUES.					
	1893.	1894.	1895.	1896.	1897.	1898.
Metals and minerals and mfrs. of— <i>Con.</i>						
Iron and steel and mfrs. of— <i>Con.</i>						
Hardware . . . . . \$	102,405	154,335	133,173	92,087	123,246	180,774
Machines and mach'ry \$	214,466	167,934	188,950	292,700	228,312	339,473
Ores, iron. . . . . { Tons. 7,811 1,859 4,729 14 1,320 260	26,114	9,026	43,088	35	2,492	402
Pig iron. . . . . { Tons. 85 259 2,078 2,865 2,435	948		6,292	46,905	68,112	61,575
Scrap iron or steel. . . { Cwt. . . . .						
Steel and mfrs. of. . . . \$	73,873	59,458	51,489	57,060	48,539	58,880
All other. . . . . \$	3,536	3,088	3,811	42,979	28,303	28,659
Totals, iron and steel \$	898,400	883,698	1,126,875	1,242,314	1,397,195	2,253,182
Lead ore and pig lead. { Lbs. . . . .		3,312,619	18,058,806	20,301,428	30,123,504	43,957,021
Tin and mfrs. of. . . . . \$	15,892	13,859	17,274	39,532	32,339	47,287
Miscellaneous metals and minerals and mfrs. of:—						
Asbestos. . . . . { Tons. 5,898 6,233 8,605 9,588 10,969 18,438	396,718	340,036	493,325	482,679	510,917	510,798
Mica. . . . . { Lbs. . . . .		342,392	771,097	558,419	479,016	511,336
Nickel, fine. . . . . { Lbs. 8,924,000 8,411,276 8,042,586 6,996,540 7,527,472 14,960,996	427,557	808,799	599,568	486,651	498,515	970,531
All other. . . . . \$	172,261	123,811	149,224	165,933	110,814	413,814
Totals, misc. metals, &c \$	1,093,436	1,299,199	1,289,586	1,190,890	1,212,244	1,964,623
Totals, metals, &c. . . . \$	2,719,150	3,092,410	4,254,621	5,870,192	9,133,810	13,246,647
Musical instruments :—						
Organs . . . . . { No. 3,816 2,362 4,245 4,868 5,798 5,595	268,905	210,588	255,924	285,172	343,800	312,923
All other. . . . . \$	52,298	65,730	54,923	69,088	63,524	57,038
Totals . . . . . \$	321,203	276,318	310,847	354,260	407,324	369,961
Oils, all kinds. . . . . \$	102,397	74,035	75,382	87,245	140,224	79,290
Oil cake. . . . . { Cwt. 101,250 174,664 78,492 97,571 137,576 162,150	336,714	205,561	94,224	121,424	195,039	198,875
Provisions :—						
Butter. . . . . { Lbs. 7,057,194 5,653,942 3,720,245 6,287,349 12,555,577 14,355,405	1,300,199	1,114,712	709,126	1,118,768	2,253,481	2,523,604

## SESSIONAL PAPER No. 10

Articles of Merchandise Exported from Canada, &c.—*Continued.*

## QUANTITIES AND VALUES.

1899.	1900.	1901.	1902.	1903.	1904.	1905.	1906.	1907 (9 mos.)
158,834	325,164	124,455	96,988	82,751	118,838	221,994	243,353	147,762
437,761	686,094	678,304	584,369	737,019	812,688	959,487	1,077,352	805,086
1,849	4,327	59,501	525,983	293,510	233,850	224,908	148,760	34,191
4,968	7,689	153,957	1,303,901	733,230	579,883	540,909	348,380	65,367
2,194	6,598	6,260	113,438	20,204	16,474	5,707	697	157
50,840	149,156	131,131	1,119,287	264,132	160,227	66,078	17,858	3,710
39,016	272,670	162,217	226,317	181,527	238,365	260,126	607,659	184,537
40,881	274,599	140,603	231,170	133,661	149,738	178,899	355,878	182,174
119,097	134,042	607,426	729,729	2,399,852	1,285,312	602,546	626,733	492,798
23,150	21,614	25,517	24,697	12,997	68,799	65,415	33,178	18,226
2,817,159	3,462,508	3,717,537	6,027,454	6,849,149	5,548,079	5,039,646	5,263,183	4,242,579
34,058,294	20,165,301	65,602,338	30,615,140	16,277,956	16,195,618	51,989,401	19,531,240	18,520,855
895,769	688,691	2,517,084	889,369	384,977	347,740	1,187,132	678,041	639,548
27,823	71,244	59,151	98,247	90,953	76,796	51,294	31,458	25,671
14,520	18,164	26,895	33,072	30,661	34,636	41,127	57,075	41,608
453,176	490,909	868,873	1,131,202	955,405	984,836	1,311,535	1,578,137	1,206,776
1,186,185	1,079,353	979,258	997,165	1,393,820	865,367	1,018,662	1,363,827	1,396,203
148,239	136,352	149,588	242,310	327,894	213,668	170,477	346,265	490,298
14,428,063	13,493,239	9,537,558	3,883,264	9,032,554	14,232,012	11,970,557	23,959,841	16,217,585
994,537	1,040,498	958,365	834,513	878,159	1,237,485	1,185,056	2,166,936	1,587,476
256,090	370,671	661,305	843,368	1,087,153	927,254	1,752,068	1,350,348	1,524,376
1,852,042	2,038,430	2,638,131	3,951,393	3,248,611	3,363,243	4,419,136	5,441,686	4,808,926
12,418,755	23,150,859	38,458,085	34,796,920	31,775,907	34,826,982	32,967,936	35,889,553	27,617,856
7,621	8,104	8,144	7,688	6,299	5,017	4,256	3,822	3,484
401,334	440,147	458,506	394,689	349,684	279,561	233,553	210,279	201,784
69,629	77,382	97,014	84,164	84,337	87,589	73,376	90,793	49,610
470,963	517,529	555,520	478,853	434,021	367,150	306,929	301,072	251,394
63,643	64,241	74,250	170,395	115,926	114,410	110,478	226,364	201,618
104,916	211,399	176,712	185,229	257,411	258,952	90,316	234,218	287,477
143,861	224,162	183,347	205,793	289,945	286,254	101,641	289,591	333,225
22,107,756	26,980,607	16,656,279	27,889,997	34,146,917	24,614,642	31,934,506	34,081,142	18,650,476
4,025,405	5,429,563	3,355,197	5,667,150	6,958,906	4,735,653	5,972,366	7,086,019	4,116,228

## No. 14.—STATEMENT of the Quantities and Values of the Principal

PRINCIPAL ARTICLES.		QUANTITIES AND VALUES.					
		1893.	1894.	1895.	1896.	1897.	1898.
Provisions— <i>Con.</i>							
Cheese .. . . . . .	Lbs.	142,311,925	163,673,885	155,780,972	169,180,407	171,402,193	208,094,410
	£	14,157,555	16,267,309	15,118,894	14,283,825	15,262,750	18,486,168
Eggs .. . . . . .	Doz.	6,805,432	5,141,583	6,500,818	6,520,680	7,476,636	10,369,996
	£	868,007	714,056	807,991	807,090	978,479	1,255,304
Meats:—							
Bacon and hams....	Lbs.	18,594,347	28,511,556	40,134,054	53,740,970	69,129,768	85,407,043
	£	1,970,518	2,938,551	3,806,714	4,382,465	5,843,800	8,046,367
Beef.. . . . . .	Lbs.	742,766	3,002,404	6,062,395	597,673	1,871,120	1,086,985
	£	35,104	173,707	452,906	28,957	80,416	61,699
Pork. .... . . .	Lbs.	1,402,435	1,451,422	1,057,036	2,281,744	1,391,898	2,220,820
	£	122,209	85,633	67,541	107,887	52,222	80,760
Meats, canned . . .	Lbs.	10,141,774	7,830,708	3,471,638	9,368,867	6,019,291	2,424,364
	£	1,096,398	739,744	319,868	820,605	330,124	225,089
All other .. . . . . .	£	121,495	162,518	213,014	155,097	430,923	466,574
Totals .. . . . . .	£	19,581,485	22,187,230	21,496,054	21,704,694	25,232,195	31,145,625
Seeds and bulbous roots:—							
Clover and grass seed..	Bush.		88,586	201,584	99,614	95,518	121,940
	£	235,084	595,875	834,558	418,754	412,450	445,529
Flax seed.....	Bush.		397	65,152	65,007	147,164	94,602
	£		205	71,308	46,599	125,392	80,568
All other. .... . . .	£	5,844	7,507	26,608	14,842	14,486	5,679
Totals.....	£	240,928	603,587	932,474	480,195	552,328	531,776
Ships .. . . . . .	No.	42	43	31	57	30	39
	£	363,916	243,129	172,563	99,392	105,164	191,069
Spirits and wines:—							
Whiskey.....	Galls.	56,469	77,277	118,595	134,755	155,902	100,010
	£	140,834	176,816	327,933	377,863	444,756	268,675
All other.. . . . . .	£	42,382	39,037	25,155	28,204	31,214	20,722
Totals.....	£	183,216	215,853	353,088	406,067	475,970	289,397
Stone and manufactures of:—							
Gravel and sand .....	Tons.	334,034	302,765	301,944	286,139	188,558	165,643
	£	117,760	96,853	90,093	119,847	75,136	80,952
Gypsum, crude.....	Tons.	176,489	162,412	160,898	200,857	180,540	180,350
	£	178,979	160,082	156,897	205,641	183,376	193,515
All other. .... . . .	£	104,677	81,638	97,752	95,777	89,035	95,391
Totals .....	£	401,416	338,573	344,742	421,265	347,547	369,858
Sugar, molasses, &c.....	£	475,529	177,266	443,654	126,013	177,746	144,213
Tea.. . . . . .	Lbs.	494,860	648,142	953,532	319,665	3,462,975	1,695,172
	£	78,317	110,452	132,949	54,246	425,897	277,388
Tobacco and mfrs. of.....	£	129,007	225,609	191,284	230,961	489,215	197,475

## SESSIONAL PAPER No. 10

Articles of Merchandise Exported from Canada, &c.—*Continued.*

## QUANTITIES AND VALUES.

1899.	1900.	1901.	1902.	1903.	1904.	1905.	1906.	1907 (9 mos.)
198,112,385 17,401,436	192,573,261 20,483,981	200,385,432 21,123,251	202,873,739 19,870,072	229,737,916 24,776,406	234,432,783 24,224,470	215,929,753 20,318,673	215,916,157 24,441,664	178,337,700 22,028,281
9,652,512 1,267,063	11,187,666 1,457,942	11,363,914 1,692,296	11,639,755 1,736,141	7,415,148 1,441,254	5,799,221 1,062,123	3,655,651 727,188	2,937,777 502,033	2,596,332 557,972
116,662,437 10,417,771	137,436,497 12,758,527	165,581,967 11,783,525	107,987,881 12,404,990	141,997,251 15,912,194	128,007,353 13,037,519	119,984,124 12,558,075	104,292,217 12,236,897	77,221,513 9,223,983
506,360 31,443	3,037,789 228,983	9,859,786 820,337	4,470,894 421,473	2,568,716 218,314	3,219,165 268,606	1,850,080 121,438	3,362,763 225,781	1,790,637 116,679
2,479,391 73,257	1,461,650 63,267	879,422 59,944	780,815 68,896	1,461,492 134,818	4,506,412 461,055	2,531,032 208,140	1,034,620 75,337	636,557 59,978
1,236,761 104,718	2,892,412 312,290	3,754,009 423,045	8,650,930 882,191	5,786,757 619,911	23,532,623 2,350,316	38,417,494 3,546,950	13,674,678 1,369,261	3,378,925 413,112
265,860	296,966	629,115	412,575	507,639	332,390	372,730	321,146	243,116
33,586,953	41,031,513	39,886,449	41,463,488	50,569,442	46,472,132	43,824,660	46,258,138	36,759,349
203,906 747,998	110,919 360,628	135,693 595,834	393,119 1,304,048	184,807 957,307	332,377 1,415,022	178,290 587,426	255,310 1,452,670	141,364 505,640
825,774 826,843	747,361 1,039,689	168,743 257,377	676,201 1,013,967	412,196 581,667	116,981 128,377	314 479	830,670 955,699	2,908,494 3,592,981
10,718	6,643	13,248	19,778	4,857	13,646	13,740	25,465	48,933
1,585,559	1,106,960	866,459	2,337,793	1,543,831	1,557,045	601,645	2,433,834	4,147,564
15 127,181	29 205,618	5 66,468	13 177,333	13 167,507	11 51,565	10 78,888	8 62,670	13 67,969
123,687 343,786	147,956 402,473	161,729 440,688	163,833 462,217	169,345 525,603	188,420 597,739	240,881 650,725	296,877 972,421	311,763 1,001,420
16,051	16,958	68,041	98,264	108,066	122,275	133,209	172,234	189,175
359,837	419,431	508,729	560,481	633,669	720,014	783,934	1,144,655	1,181,705
179,134 93,492	251,260 102,151	197,065 108,509	169,734 119,421	255,596 128,577	324,911 112,173	386,151 141,614	346,278 168,046	213,441 76,705
163,719 166,222	233,395 236,065	172,220 185,417	268,480 273,335	299,633 307,398	272,653 299,272	320,213 334,769	404,854 446,789	275,391 315,525
102,645	155,771	209,120	209,196	168,432	100,891	102,146	73,101	104,893
362,359	493,987	503,046	601,952	694,407	512,336	578,529	687,936	497,123
144,557	120,171	154,597	129,207	230,488	183,741	183,886	210,184	214,786
1,226,519 195,125	1,581,751 266,866	1,425,616 258,137	1,532,716 280,351	1,859,820 390,360	1,883,440 413,367	1,921,841 442,962	2,387,358 562,059	1,859,974 430,201
177,167	158,460	413,743	198,606	326,782	644,605	487,016	315,739	186,735



## No. 14.—STATEMENT of the Quantities and Values of the Principal

PRINCIPAL ARTICLES.	QUANTITIES AND VALUES.					
	1893.	1894.	1895.	1896.	1897.	1898.
Vegetables, viz. :—						
Potatoes . . . . . { Bush. 1,112,838 1,097,576 1,379,043 596,635 770,396 1,450,078						
{    \$ 421,958 397,992 527,382 227,606 246,140 633,927						
All other . . . . .   \$ 147,511 128,714 137,424 109,205 132,596 106,915						
Totals . . . . .   \$ 569,469 526,706 664,806 336,811 378,736 740,842						
Wood and manufactures of :—						
Wood, unmanufactured :—						
Firewood . . . . . { Cords. 181,417 149,078 115,568 118,720 96,218 79,972						
{    \$ 354,429 287,036 222,189 222,389 173,921 140,897						
Hop, hoop, telegraph and other poles . . .   \$ 114,030 71,789 39,730 50,503 61,232 36,126						
Logs :—						
Elm . . . . . { M. ft. 33,615 23,560 34,141 18,961 11,987 8,483						
{    \$ 219,065 152,221 205,084 124,988 77,978 53,784						
Pine . . . . . { M. ft. 127,101 279,707 212,251 157,449 218,100 186,049						
{    \$ 1,057,345 2,459,354 1,860,725 1,423,989 1,832,352 1,616,671						
Spruce . . . . . { M. ft. 21,103 17,930 25,095 15,182 19,693 5,526						
{    \$ 123,254 107,282 90,990 86,075 107,073 33,885						
Other . . . . . { M. ft. 16,812 19,363 12,245 13,635 12,862 10,583						
{    \$ 117,890 142,990 76,616 96,26 108,699 95,977						
Lumber :—						
Deals, pine . . . { St. hds 70,130 65,843 61,108 84,517 68,157 78,786						
{    \$ 3,116,924 2,768,238 369,027 3,061,537 3,313,357 3,885,448						
" spruce and other { St. hds 195,337 219,730 208,068 223,432 262,946 292,743						
{    \$ 5,063,678 5,567,739 5,271,898 5,579,746 7,094,485 7,918,366						
" ends . . . . . { St. hds 12,190 16,614 16,670 17,911 19,628 22,224						
{    \$ 295,478 484,324 464,260 520,646 637,193 641,068						
Laths, palings and { M. 367,427 357,134 362,654 427,653 433,234 339,605						
{    \$ 608,336 552,171 495,860 528,395 515,276 376,281						
Planks and boards. { M. ft. 878,866 669,900 670,972 818,643 1,074,537 515,277						
{    \$ 9,904,491 7,964,970 7,441,256 8,513,710 10,832,185 5,625,391						
Joists and scant- { M. ft. 22,203 22,543 22,627 45,129 49,996 31,584						
{    \$ 191,127 187,438 184,680 402,454 437,974 246,273						
Staves and headings.   \$ 615,064 641,460 638,272 701,983 699,431 401,583						
Other lumber, N.E.S.   \$ 931,608 487,411 693,567 733,960 385,383 315,434						
Shingles . . . . . { M. 417,116 388,586 362,205 465,736 683,680 565,839						
{    \$ 849,471 754,743 689,613 899,547 1,201,562 994,438						
Shooks, box and other.   \$ 136,252 111,739 165,955 125,632 80,636 120,555						
Sleepers and railroad { Pes. 1,411,901 891,254 881,143 1,287,661 1,325,938 701,810						
{    \$ 215,150 131,765 130,208 213,622 229,780 101,191						
Timber, square :—						
Birch . . . . . { Tons. 26,698 16,808 14,841 27,076 24,250 16,205						
{    \$ 212,090 127,591 111,305 228,876 194,080 143,623						
Elm . . . . . { Tons. 15,504 10,692 12,572 16,291 12,107 16,009						
{    \$ 208,011 143,809 163,866 209,409 170,689 222,529						

## SESSIONAL PAPER No. 10

• Articles of Merchandise Exported from Canada, &c.—*Continued.*

## QUANTITIES AND VALUES.

1899.	1900.	1901.	1902.	1903.	1904.	1905.	1906.	1907. (9 mos.)
651,335 315,527	680,527 330,309	891,154 366,410	1,333,554 689,860	662,634 389,095	2,110,651 1,179,481	746,357 409,868	1,266,896 660,960	528,280 379,155
152,597	176,207	197,955	315,191	175,594	243,125	241,942	269,484	211,124
468,124	506,516	564,365	1,005,051	564,689	1,422,606	651,810	930,414	590,279
70,741 123,711	67,203 117,751	44,251 90,905	43,873 91,507	48,858 115,769	30,586 71,961	34,767 84,949	31,452 69,122	18,264 49,432
55,182	48,872	68,720	103,981	57,910	35,529	46,470	101,344	85,855
6,401 44,687	10,127 74,721	26,818 193,749	6,978 54,245	1,731 15,517	1,766 16,519	1,964 20,355	1,448 18,958	168 2,793
161,927 1,398,454	50,365 494,311	31,381 285,798	15,242 175,684	11,705 139,406	1,960 30,306	2,455 38,869	1,782 25,549	241 2,505
8,143 49,763	9,711 63,678	32,362 235,826	8,275 63,555	7,142 59,781	6,124 69,110	5,025 48,000	11,760 102,823	11,737 146,427
8,760 76,792	18,223 128,526	47,229 340,238	45,262 272,356	31,262 219,854	45,439 303,698	59,948 372,962	57,876 409,938	34,333 308,830
92,373 4,193,628	71,890 3,286,598	70,992 2,857,522	66,247 3,167,383	87,341 3,653,917	56,267 2,984,344	40,463 2,076,922	39,011 2,353,927	25,275 1,624,518
295,355 7,848,437	307,637 8,287,960	338,593 8,174,304	242,636 7,451,148	251,806 8,315,454	222,842 7,920,444	207,605 6,898,769	188,775 6,554,612	176,411 6,876,171
20,830 779,458	19,766 564,869	26,108 681,384	15,273 472,015	17,208 551,769	11,273 407,959	11,673 392,527	10,173 375,361	8,377 295,539
332,998 432,323	355,705 532,106	326,725 605,693	480,972 840,714	483,632 1,041,129	362,434 835,939	547,881 1,213,432	669,007 1,743,401	579,258 1,559,315
649,299 6,885,762	842,721 9,618,526	737,187 9,400,469	934,197 12,570,849	954,337 14,008,846	824,696 12,715,672	922,923 13,851,669	1,123,906 17,966,399	881,387 15,335,336
29,118 234,968	26,402 235,664	42,075 389,253	38,167 367,965	44,398 451,194	49,744 524,838	118,812 868,641	90,807 1,046,388	62,969 761,193
527,131	549,816	440,083	301,047	284,412	207,505	145,690	111,856	154,702
406,366	600,942	897,617	455,410	626,267	434,312	438,618	511,531	485,999
564,017 976,361	609,209 1,131,506	623,419 1,146,150	781,160 1,525,386	798,277 1,610,143	834,039 1,711,238	799,222 1,620,567	941,477 1,908,486	636,372 1,340,854
225,160	251,357	376,398	370,405	440,172	343,686	442,518	367,778	285,020
529,068 84,305	1,297,003 221,906	839,275 152,940	868,800 182,198	970,332 210,948	811,308 189,054	739,777 181,301	1,261,252 328,383	1,169,012 382,372
26,161 204,186	24,857 229,554	25,538 223,380	10,817 107,861	19,663 204,690	10,991 109,275	14,661 162,244	22,593 260,920	7,938 86,931
15,327 221,663	13,694 205,131	15,688 273,579	13,119 248,296	14,045 305,090	11,139 248,454	9,115 249,661	9,102 253,245	9,543 269,342

7-8 EDWARD VII., A. 1908

## No. 14.—STATEMENT of the Quantities and Values of the Principal

PRINCIPAL ARTICLES	QUANTITIES AND VALUES.					
	1893.	1894.	1895.	1896.	1897.	1898.
Wood and manufactures of :— <i>Con.</i>						
Wood, unmanufactured— <i>Con.</i>						
Timber, square— <i>Con.</i>						
Oak..... { Tons.	27,102	25,857	18,719	29,043	31,313	33,841
\$	580,745	579,557	411,476	614,028	540,288	740,502
Pine, red..... { Tons.	8,044	6,849	3,510	8,865	4,932	5,834
\$	78,130	74,458	34,688	108,436	52,439	62,011
"    white..... { Tons.	105,789	109,517	75,532	93,990	92,503	101,533
\$	1,481,155	1,571,731	1,125,837	1,570,652	1,352,669	1,764,074
Other .. . . . { Tons.	8,533	12,148	7,603	9,466	5,894	4,745
\$	104,693	152,696	93,603	120,999	£3,948	76,343
Wood for pulp..... \$	386,092	393,260	468,359	627,865	711,152	912,041
All other wood, unmanufactured..... \$	547,397	478,955	556,913	449,092	443,546	420,922
Totals, wood unmanufactured .. . . . \$	27,511,905	26,394,727	24,005,977	27,214,802	31,337,328	26,945,413
Wood, manufactured :—						
Household furniture... \$	177,197	144,702	99,150	78,607	127,752	248,317
Doors, sashes and blinds \$	130,349	158,196	139,402	190,004	285,161	324,610
Matches & match splits \$	204,410	216,038	172,159	195,987	151,276	195,779
Wood pulp..... \$	455,893	547,836	590,874	675,777	741,959	1,210,923
All other wood m'nfctd \$	361,327	318,853	326,574	451,622	402,853	438,045
Totals, wood manufac'td. \$	1,329,176	1,385,625	1,328,159	1,591,997	1,709,001	2,417,674
Totals, wood and manufactures of .. . . . \$	28,841,081	27,780,352	25,334,136	28,806,799	33,046,329	29,363,087
Wool and manufactures of—						
Wool, raw .. . . . { Lbs.	1,168,834	82,197	5,532,821	3,970,700	7,857,657	1,172,034
\$	228,311	16,332	1,057,376	832,797	1,444,445	201,481
Woollens..... \$	51,689	47,723	94,464	80,916	76,166	41,656
Totals .. . . . \$	280,000	64,055	1,151,840	913,713	1,520,611	243,137
Coin and bullion..... \$	4,133,698	1,839,380	4,325,319	4,699,309	3,492,550	4,623,138
Total value of principal and other articles. . . . . \$	118,564,352	117,524,949	113,638,803	121,013,852	137,950,253	164,152,683
Aggregate trade—						
Imports .. . . . \$	129,074,268	123,474,940	110,781,682	118,011,508	119,218,609	140,323,053
Exports .. . . . \$	118,564,352	117,524,949	113,638,803	121,013,852	137,950,253	164,152,683
Grand totals.... \$	247,638,620	240,999,889	224,420,485	239,025,360	257,168,862	304,475,736

## SESSIONAL PAPER No. 10

Articles of Merchandise Exported from Canada, &c.—*Concluded.*

## QUANTITIES AND VALUES.

1899.	1900.	1901.	1902.	1903.	1904.	1905.	1906.	1907. (9 mos.)
25,640 557,592	19,153 405,608	15,787 317,286	15,379 356,913	17,095 431,141	14,476 376,395	6,298 147,962	13,547 296,881	11,265 246,256
5,259 61,061	5,600 65,661	8,933 143,530	2,281 30,922	10,857 219,991	1,854 34,510	835 13,410	665 8,533	4,622 97,927
97,693 1,356,654	76,549 1,254,457	50,645 916,452	47,686 923,795	58,632 1,310,557	55,500 1,538,485	38,680 995,870	42,606 983,038	33,624 858,150
5,389 89,584	15,631 101,694	17,407 247,747	7,328 103,818	6,092 98,764	5,923 75,900	4,482 58,423	3,518 54,214	1,413 17,422
842,086	902,772	1,397,019	1,315,038	1,558,560	1,788,049	2,606,814	2,649,106	1,999,264
346,178	442,508	299,744	444,624	379,502	294,608	293,037	368,106	250,842
28,003,498	29,815,834	30,155,686	31,997,115	36,313,783	33,266,920	33,263,680	38,869,899	33,522,975
356,490	382,623	241,826	285,276	378,093	346,999	312,146	289,241	144,320
378,206	299,359	194,168	303,687	331,976	187,700	128,770	164,227	80,114
257,981	103,961	89,130	51,704	112,048	192,621	151,972	109,145	38,770
1,274,376	1,816,016	1,938,246	2,046,406	3,150,943	2,409,074	3,399,655	3,478,150	2,984,945
610,079	580,378	542,301	550,015	581,173	562,950	521,445	635,448	417,034
2,877,132	3,182,337	3,005,671	3,237,088	4,554,233	3,699,344	4,513,988	4,676,211	3,665,183
30,880,630	32,998,171	33,161,357	35,234,203	49,868,016	36,966,264	37,777,668	43,546,110	37,188,158
91,991 14,601	2,213,863 420,776	1,152,661 197,581	1,973,772 302,245	2,527,450 382,935	1,836,566 315,237	2,004,559 425,939	1,505,384 368,679	1,290,130 346,230
37,255	61,790	76,556	81,489	64,222	70,535	75,515	85,180	47,799
51,856	482,566	274,137	383,734	447,157	385,742	501,454	453,859	394,029
4,016,025	8,657,168	1,978,489	1,669,422	619,963	2,465,557	1,844,811	9,928,828	13,189,964
158,896,905	191,894,723	196,487,632	211,640,286	225,849,724	213,521,235	203,316,872	256,586,639	205,277,197
162,764,308	189,622,513	190,415,525	212,270,158	241,214,961	259,211,803	266,834,417	294,286,015	259,786,007
158,896,905	191,894,723	196,487,632	211,640,286	225,849,724	213,521,235	203,316,872	256,586,639	205,277,197
321,661,213	381,517,236	386,903,157	423,910,444	467,064,685	472,733,938	470,151,289	550,872,645	465,063,204

No. 15. —STATEMENT (by Countries) of the Values of the Principal Articles both Dutiable and Free, Imported during each Fiscal Year 1903 to 1907.

(ABBREVIATIONS)—*G. B.*, Great Britain; *U.S.*, United States; *B. W.*, British West; *B. E.*, British East; *D. W.*, Dutch West; *O. C.*, Other Countries.

ARTICLES IMPORTED.	Countries.	1903.		1904.		1905.		1906.		1907 (9 mos.)	
		Dutiable.	Free.	Dutiable.	Free.	Dutiable.	Free.	Dutiable.	Free.	Dutiable.	Free.
Ale, beer and porter	G. B.	108,859		131,450		144,193		157,118		150,696	
	U.S.	139,261		163,906		197,199		244,413		264,798	
	France			65		28		1		45	
	Germany	1,582		3,382		6,838		8,168		2,620	
	O. C.			363		1,030		2,389		2,375	
Animals, living		249,702		299,166		349,288		412,080		420,444	
	G. B.	15,897	299,072	13,705	313,468	8,952	353,818	2,269	384,036	42,572	731,636
	U.S.	1,607,979	1,186,090	1,604,175	1,079,149	1,413,059	937,328	1,907,298	882,954	1,203,835	427,144
	Belgium	600	14,754		7,520		7,485		13,947		
	B. Australasia—										
	Australia.										
	New Zealand.										
	France				250		17,389	4	19,935		11,947
	Germany	3,652		150		38	100	186		47	90
	Switzerland			152		2,523					
Asphaltum or asphalt.	O. C.	116	2,610	3,707	40	206	180	93		935	
		1,628,154	1,411,926	1,621,889	1,400,427	1,424,778	1,316,316	1,909,850	1,300,872	1,247,889	1,170,817
	G. B.										
	U.S.		89,928		133,757		454		918		47
	B. W. Indies		6,049		5,255		131,865		170,873		239,618
Baking powder	Germany		69				1,245		850		
	O. C.										146
			96,046		139,026		133,564		172,641		239,811
	G. B.										
	U.S.	38		264		97		8		54	
		108,324		121,079		141,759		106,628		83,833	
	O. C.									27	
		108,362		121,343		141,856		106,636		83,914	



## SESSIONAL PAPER No. 10

Books, periodicals and all other printed matter

C. B.	235,209	186,922	255,557	216,129	305,171	212,761	368,111	254,020	236,801	198,045
U. S.	950,639	414,538	1,072,848	182,227	1,226,181	563,456	1,369,618	619,031	1,154,530	531,110
Austria-Hungary.	10		208	177	150	86	655	432	272	232
Belgium.	1,362	9,996	2,807	5,662	3,236	29,701	1,417	20,320	1,660	7,591
B. Australasia :-										
Australia.		29	218	11	116		32		5	30
New Zealand.					5					
China.	212	113	76	335	22	212	41	264	53	214
France.	62,384	57,927	52,730	68,858	41,193	47,681	50,219	54,341	34,881	38,883
Germany.	23,062	11,013	24,627	6,982	25,876	11,657	30,132	8,088	20,387	7,170
Holland.	198		123	282	181	45	249	639	130	
Italy.	2	290			3	60	11	475	83	914
Japan.	71	1,147	221	417	973	690	118	446	80	813
Newfoundland.	81	58	10		25	65	55	40	21	75
Russia.		12	8			250		114		16
Switzerland.	85	145	228	65	120	271	160	180	290	430
O. C.	33	1,010	216	630	26	3,210	111	2,423	62	1,492
	1,273,608	683,440	1,409,967	782,409	1,603,581	831,175	1,761,562	960,813	1,509,198	787,015
Breadstuffs :-										
Arrowroot, biscuits, rice, maca-										
roni, rice flour, &c.										
C. B.	249,865		233,750		159,995		228,422		209,150	
U. S.	611,914	6,651	298,557	9,343	425,232	16,518	285,110	15,014	229,935	22,865
Holland.					2,133		11		56	
B. Australasia :-										
Australia.					197		40		56	
New Zealand.										
B. F. Indies.	232,416		85,473		188,187		187,515		131,903	
B. W. Indies.	215		161		115		4,745		497	
China.	79,245		94,350		98,736		101,413		52,188	16,311
France.	24,918		36,996		24,241		36,507		38,822	
Germany.	4,336		189		49		28		153	
Holland.	401		1,625		200		1,124		1,770	
Hong Kong.	70,211		65,193		52,418		70,590		34,609	
Italy.	17,923		21,032		42,966		49,268		49,379	
Japan.	113,652		158,780		118,356		111,819		51,926	101,035
O. C.	611		661		814		724		614	
	1,295,797	6,651	999,707	9,343	1,113,912	16,518	1,107,289	15,014	801,058	140,211
Grain of all kinds.										
C. B.	1,479	43	2,757	295	1,352	56	1,593	56	1,556	
U. S.	6,633,018	3,251,053	4,638,996	4,865,496	2,101,199	5,518,199	3,870,338	5,545,217	2,226,644	5,176,152
B. Australasia :-										
Australia.					6	3,810		1,202		
New Zealand.					195		396			
China.	529		519		630		482		367	
France.	1,032		334		83		232		79	
Germany.	6,226		1,091		3		8		374	

No. 15.—STATEMENT (by Countries) of the Values of the Principal Articles, both Dutiable and Free, Imported, &c.—*Continued.*

ARTICLES IMPORTED.	Countries.	1903.		1904.		1905.		1906.		1907 (9 mos.)	
		Dutiable.	Free.	Dutiable.	Free.	Dutiable.	Free.	Dutiable.	Free.	Dutiable.	Free.
Breadstuffs.— <i>Con.</i> Grain of all kinds— <i>Con.</i>	Japan.....	\$ 882		\$ 802		\$ 1,609		\$ 1,469		\$ 4,287	
	O. C. ....	4,568		392		657		1,323		902	380
		6,647,764	3,251,096	4,644,964	4,863,791	2,105,644	5,522,065	3,876,441	5,546,505	2,234,779	5,176,532
Flour and meal and other grain products	G. B. ....	52,981		3,936		9,133		9,273		2,768	
	U. S. ....	392,915		486,417		408,253		400,867		269,756	
	O. C. ....	440		100		53		80		961	
		446,336		490,453		417,439		410,220		273,485	
<i>Recapitulation.</i>											
Breadstuffs.....	G. B. ....	304,325	43	240,483	205	170,480	56	239,288	56	213,474	
	U. S. ....	7,437,907	3,257,704	5,423,970	4,874,839	2,934,594	5,534,717	4,556,915	5,560,291	2,726,335	5,199,017
	Belgium.....					2,133		44		56	
	B. Australasia:—										
	Australia.....					205	3,810	40	1,202	56	
	New Zealand.....					195		396			
	B. E. Indies.....	232,446		85,473		188,187		187,515		131,903	
	B. W. Indies.....	215		161		415		4,745		497	
	China.....	79,774		94,899		99,373		101,902		53,174	16,311
	France.....	26,386		37,330		24,297		36,752		38,901	
	Germany.....	10,562		1,338		52		36		527	
	Holland.....	405		1,625		200		1,124		1,829	
	Hong Kong.....	70,519		65,445		52,812		70,945		34,910	
	Italy.....	17,923		24,032		42,967		49,751		49,751	
	Japan.....	114,568		159,610		119,965		143,330		56,233	101,035
	O. C. ....	4,867		818		1,120		1,154		1,676	380
		8,299,897	3,257,747	6,135,184	4,875,044	3,636,995	5,538,583	5,393,950	5,561,549	3,309,322	5,316,743
Bricks and tiles and clays, and manufactures of	G. B. ....	30,902		21,745	193,042	26,689	204,712	38,344	185,624	68,444	159,060
	U. S. ....	125,811		236,121	299,510	342,292	360,752	420,757	574,684	351,413	368,365
	Austria-Hungary		22,949		3,303		3,103				

	Belgium.....	201	37,775			8,187			324			
	France.....	494	250			4	123	90	445		1,663	
	Germany.....	419	1,073			1,139	43	283	551	158		
	O. C.....	15	146				14		26		32	
		157,842	659,210	259,385		510,185	369,561	569,000	469,447	760,466	421,492	527,425
Bristles....	G. B.....		46,263			33,544		42,582		51,374		48,740
	U. S.....		42,454			39,178		47,497		50,715		39,211
	China.....									112		3,569
	France.....		1,320			5,021		3,704		4,264		4,339
	Germany.....		3,351			4,908		3,918		6,323		6,277
	Russia.....							1,220				2,098
	O. C.....					551		1,220				360
			92,388			83,202		98,921		112,788		95,530
Broom corn	G. B.....		165,231			197,982		175,295		196,084		167,654
	U. S.....											
	O. C.....		165,231			197,982		175,412		196,084		167,654
Brooms and brushes	G. B.....	18,916	24,290				26,400		32,629		26,438	
	U. S.....	115,128	126,360				136,561		135,917		140,680	
	Austria-Hungary.....	3,050	2,757				3,532		1,560		538	
	China.....	53	563				256		410		79	
	France.....	66,678	73,926				80,302		67,073		63,860	
	Germany.....	31,829	23,326				24,388		21,169		18,526	
	Japan.....	13,442	24,686				23,249		24,526		24,526	
	O. C.....	32	48				1,416		119		775	
		248,819	278,156				296,104		286,037		275,422	
Buttons and materials for manufac- ture of.....	G. B.....	48,956	458			9	48,537	29	47,147	803	44,741	249
	U. S.....	110,153	2,606			2,291	156,302	2,605	139,917	4,140	128,852	3,002
	Austria-Hungary.....	19,780	53,812				41,301		31,517		25,715	82
	Belgium.....	149	2				765		341		109	
	France.....	45,539	34,130				34,396	2,600	28,926	10	27,298	
	Germany.....	70,683	38,174			1,635	42,358	2,333	31,545	2,871	19,826	4,757
	Italy.....	174	1,924				2,147		3,377		1,264	
	Japan.....	223	197				170		227		3,214	
	O. C.....	397	4,297				358		211		251	
		326,074	4,078			3,335	326,337	7,567	283,508		251,180	8,090

STATEMENT (by Countries) of the Values of the Principal Articles, both Dutiable and Free, Imported, &amp;c.—Continued.

ARTICLES IMPORTED.	Countries.	1903.		1904.		1905.		1906.		1907 (9 mos.)	
		Dutiable.	Free.	Dutiable.	Free.	Dutiable.	Free.	Dutiable.	Free.	Dutiable.	Free.
Candles	G. B.	13,048		13,410				18,517		6,169	
	U. S.	82,244		80,346		13,495		62,380		45,731	
	France	28		854		73,177		212		206	
	Germany	897		166		298		553		519	
	Japan			1		687		17		13	
	O. C.	3		1		2		4			
Carpets and squares, mats and rugs. N. E. S.		96,220		94,778		87,661		81,683		52,638	
	G. B.	137,229		183,738		251,488		307,444		382,337	
	U. S.	33,956		39,658		27,128		34,614		25,025	
	Austria-Hungary	2,790		3,954		6,575		7,869		4,104	
	B. E. Indies.	1,300		1,229		753		1,765		2,588	
	China	8,606		8,338		4,575		3,672		2,119	
	France	174		637		2,839		4,145		2,042	
	Germany	13,022		16,732		13,059		8,749		9,247	
	Holland					1,807					
	Hong-Kong.	80		502		2,639		136		143	
	Italy.	11		20							
	Japan	48,658		28,457		41,978		35,584		33,901	
	Persia	200		97		702				1,097	
	Turkey	369		563		117		11,685		2,307	
	O. C.	615		841		87		1,126		514	
Carnages		247,610		284,959		353,747		416,789		465,597	
	G. B.	21,211		31,586		38,509		181,218		87,298	
	U. S.	1,101,253		1,654,849		1,532,901		2,290,619		1,397,297	
	Belgium	791				1,532				948	
	France			1,011		40,050		60,741		48,675	
	Germany	82,442		61,840		70,361		82,539		60,084	
	St. Pierre.							5			
	O. C.			135		89		35		1,885	
		1,205,697		1,749,421		1,683,442		2,525,177		1,596,157	







## SESSIONAL PAPER No. 10

Combs for dress or toilet, of all kinds	G. B.	60,282	71,374	67,322	86,189	84,777	
	U. S.	51,797	72,669	77,303	94,961	99,079	
	Austria-Hungary	525	525	696	318	1,078	
	France	11,009	15,782	20,774	30,597	30,724	
	Germany	28,090	19,432	29,932	26,221	18,634	
Cordage and twine, all kinds and manufactures of, N. E. S.	O. C.	48	171	673	164	571	
		154,296	179,886	196,700	238,750	234,863	
	G. B.	107,265	155,046	133,147	107,506	104,703	93,326
	U. S.	114,819	117,497	122,622	124,036	106,267	1,822,316
	Austria-Hungary	128	1,121	768	871	841	
Cotton and manufactures of.	B. Australasia:	295	71				
	Australia	41					
	New Zealand	13,904					
	B. E. Indies	268	163	64	2,576		
	France	1,416	300	815	535	234	
Crapes of all kinds	Germany			15		67	
	Mexico						
	Norway & Sweden		30	831	685	100	
	O. C.	392	440	696	675	48	138
		224,433	271,674	258,988	294,772	212,560	1,915,780
	G. B.	5,512,475	6,058,410	5,782,676	6,498,293	6,743,306	270,601
	U. S.	1,765,491	1,810,010	1,864,548	2,155,616	1,706,603	6,948,374
	Austria-Hungary	8,090	21,299	14,759	19,401	15,045	
	Belgium	26,543	25,735	32,754	28,171	30,263	
	B. E. Indies			3	5,479		
	China	2,916	2,595	2,880	2,108	1,634	14,584
	Egypt						
	France	163,152	111,926	97,691	140,360	201,791	53,066
	Germany	273,807	186,895	269,370	263,485	216,151	57,041
	Holland	88	59	1,297	521	1,531	
	Hong Kong	1,081	1,146	1,031	971	573	
	Italy	936	352	135		365	
	Japan	1,203	3,620	6,309	11,312	9,821	828
	Switzerland	340,996	347,236	340,269	450,015	534,671	
	O. C.	509	699	1,440	1,405	516	
		8,097,287	8,563,965	8,355,762	9,579,840	9,495,210	7,264,494
	G. B.	12,856	14,363	11,947	10,481	7,923	
	U. S.	59	526	191	473	1,128	
	France	3,473	2,859	1,066	2,323	946	
	Germany		20	109	8	25	
	O. C.	34	73	117	15	25	
		16,422	17,841	16,430	13,303	10,017	

No. 15.—STATEMENT (by Countries) of the Values of the Principal Articles, both Dutiable and Free, Imported, &c.—*Continued*

ARTICLES IMPORTED.	Countries.	1903.		1904.		1905.		1906.		1907 (9 mos.)	
		Dutiable.	Free.	Dutiable.	Free.	Dutiable.	Free.	Dutiable.	Free.	Dutiable.	Free.
Curtains, made up, trimmed or untrimmed	G. B.	\$ 412,219	\$	\$ 427,432	%	\$ 387,627	%	\$ 435,905	%	\$ 384,905	%
	U. S.	72,485		58,633		65,312		75,343		56,995	
	Austria-Hungary			618		51		4,391		2,425	
	Belgium	1,136		533		1,453		3,466		7,199	
	France	40,062		27,731		24,876		41,937		29,521	
	Germany	7,346		2,246		775		483		1,333	
	Japan	88		16		299		584		721	
	Switzerland	57,286		88,941		88,268		71,800		41,170	
	O. C.	70		206		135		82		336	
		590,632		606,356		568,706		633,991		524,005	
Drugs, dyes, chemicals and medicines	G. B.	667,545	894,031	599,453	876,520	733,473	862,230	807,715	937,486	769,742	1,011,391
	U. S.	899,731	2,397,801	963,821	2,318,137	934,313	2,591,034	1,006,490	3,433,871	822,469	2,840,530
	Arg. Republic			6,499	2,675	7,777	5,566	9,337	9,382	3,535	1,807
	Austria-Hungary	2,389		3,328	18,095	3,600	14,293	4,619	26,965	3,802	27,955
	Belgium	3,908	88,327								
	B. Australasia:—										
	Australia				1,663	23	187	39		6	561
	New Zealand				1,269				3,741		11,873
	B. E. Indies	78,515	4,325	175,992	112	154,543	4,210	244,996	3,525	150,688	5,474
	B. W. Indies	72	6,201	18	8,229		4,185		2,561		11,654
	Cent. Am. States								6,476		7,057
	Chile		100,503		87,392		149,545		106,913		148,030
	China	2,575	245	2,301	143	4,087	269	2,926	287	2,534	171
	Denmark		300		2,134		288				1,814
	France	127,207	67,863	67,863	165,269	74,395	156,617	83,646	183,791	56,594	125,759
	Germany	105,070	262,745	80,468	235,093	61,992	208,915	114,746	229,491	57,462	164,777
	Holland	1,523	4,433	1,387	2,676	981	408	2,836	272	4,067	1,892
	Hong Kong	1,112	218	865	106	1,185	484	1,666	147	9,782	55
	Italy	726	91,782	1,561	11,683	1,743	16,014	753	17,291	667	8,870
	Japan	8,974	31,151	15,722	10,630	15,477	29,540	12,635	21,668	3,896	19,090
	Mexico	14,527	14,112	10,021	25,618		3,182	19,634		15,115	26,377
	Newfoundland	31	2,163				2,925	124	75		
	Norway & Sweden		182			8,475				512	
	Russia							5,984		4,013	

Spain.....	1,265	427	2,229	2,541	32,765	13,116	25,529
Switzerland.....	11,734	11,704	20,995	10,345	11,595	49,897	799
Turkey.....	61,807	178,400	316	25,246	63,089	18	18
U. C.....	7	52	179	68	27	158	158
1,915,977	4,011,608	2,119,882	3,823,973	4,076,081	5,029,811	1,967,797	4,441,485
U. S.....	785,270	956,649	236,261	457,513	971,823	849,236	197,989
Austria-Hungary.....	17,809	42,736	16,721	3,082	51,728	47,596	1,299
Belgium.....	465	752	2,094	2,765	2,960	2,324	1,299
China.....	1,295	2,094	76,300	77,434	75,899	78,392	158,463
France.....	62,025	239,735	223,196	4,870	1,135	1,261	1,501
Germany.....	225,067	3,068	985	943	709	2,640	82,101
Holland.....	1,200	602	74,707	576	95,771	359	1,423,101
Hong Kong.....	732	402	1,635,293	1,674,817	111	84,700	71,992
Italy.....	666	402	30,798	3,391,184	69,439	2,415,496	2,739
Japan.....	32,788	46,555	442	2,512	2,961	3,431	3,092
U. C.....	468	1,189	88	134	555	5,681	4,127
1,386,450	1,606,343	1,635,293	1,674,817	1,674,817	1,674,817	1,674,817	1,674,817
U. S.....	53,214	59,314	30,798	3,391,184	69,439	2,415,496	2,739
Austria-Hungary.....	1,580,021	2,351,731	442	2,512	2,961	3,431	3,092
Belgium.....	53	1,153	88	134	555	5,681	4,127
Denmark.....	909	504	4,018	15,618	5,937	771	435
France.....	12,232	2,415	61,333	5,355	1,532	2,840	155
Germany.....	12,232	4,343	4	4	4	4	4
Holland.....	15,706	15,706	15,706	15,706	15,706	15,706	15,706
Newfoundland.....	909	504	4,018	15,618	5,937	771	435
Norway & Sweden.....	909	504	4,018	15,618	5,937	771	435
Switzerland.....	909	504	4,018	15,618	5,937	771	435
U. C.....	60	210	1,532	2,840	155	2,840	155
1,646,189	2,435,376	2,435,376	2,435,376	2,435,376	2,435,376	2,435,376	2,435,376
U. S.....	35,517	31,457	16,542	24,512	3,513,714	70,540	7,992
Austria-Hungary.....	13,674	17,217	9,747	24,512	3,513,714	70,540	7,992
France.....	429	2,332	831	9,322	24,512	3,513,714	7,992
Germany.....	10,986	8,331	1,021	1,675	24,512	3,513,714	7,992
Japan.....	4,499	5,928	5,122	6,365	24,512	3,513,714	7,992
Switzerland.....	2,155	5,415	3,870	3,282	24,512	3,513,714	7,992
U. C.....	25,291	26,898	25,802	33,809	24,512	3,513,714	7,992
80	272	851	209	209	24,512	3,513,714	7,992
92,631	98,110	66,789	86,288	86,288	86,288	86,288	86,288

No. 15—STATEMENT (by Countries) of the Values of the Principal Articles, both Dutiable and Free, Imported, &amp;c.—Continued.

ARTICLES IMPORTED.	Countries.	1903.		1904.		1905.		1906.		1907 (9 mos.)	
		Dutiable.	Free.	Dutiable.	Free.	Dutiable.	Free.	Dutiable.	Free.	Dutiable.	Free.
Fancy articles . . . . .	G. B. . . . .	1,280,139		1,510,168		1,419,144		1,484,120		1,173,661	
	U. S. . . . .	432,076		499,946		532,329		571,288		437,183	
	Austria-Hungary . . . . .	5,196		31,616		25,592		25,773		43,416	
	Belgium . . . . .	13,895		24,824		19,234		32,738		16,718	
	China . . . . .	1,168		1,239		1,135		887		675	
	France . . . . .	364,096		344,683		334,747		402,036		376,234	
	Germany . . . . .	554,083		613,290		653,851		738,913		537,118	
	Holland . . . . .	2,057		19		135		243		618	
	Italy . . . . .	1,678		2,097		1,439		1,720		1,720	
	Japan . . . . .	6,557		7,494		10,553		17,926		18,018	
	Norway & Sweden . . . . .	11		19		11					
	Switzerland . . . . .	51,145		84,497		69,938		89,195		43,102	
	Turkey . . . . .	550		3,032		766		1,089		537	
	O. C. . . . .	1,211		1,226		1,251		1,236		469	
Fertilizers and manures . . . . .		2,713,803		3,124,170		3,070,145		3,307,174		2,649,469	
	G. B. . . . .	6,180	16,918	7,340	2,389	8,459	4,785	7,848	1,771	2,631	3,274
	U. S. . . . .	106,070	89,751	126,621	127,686	119,762	107,440	157,471	88,431	142,988	101,141
	B. Australasia: . . . . .										
	Australia . . . . .		5,182		2,591						
	New Zealand . . . . .										
	Germany . . . . .		980	102			2,152	2,194	1,473		2,135
	Newfoundland . . . . .				1,912		946		807		4,075
	O. C. . . . .		113		1,082	16	1,563		2,306	212	602
		112,256	112,944	134,063	135,060	128,237	116,886	167,513	94,788	145,831	111,227
Fisheries, articles for the use of:— Hooks, nets and seines . . . . .	G. B. . . . .	24,646	340,924	34,610	309,063	32,389	288,453	25,278	312,910	18,345	189,225
	U. S. . . . .	22,108	261,213	25,748	355,689	26,130	436,969	24,236	369,296	8,922	324,060
	Austria-Hungary . . . . .		942		773		768		1,260		1,119
	Belgium . . . . .				169						389
	B. W. Indies . . . . .						987				
	Germany . . . . .		743		24		230		224		69



## SESSIONAL PAPER No. 10

Japan.....	21,334	52	22,143	21,225	4	6,527	5,180
Newfoundland.....	3,411		2,606	3,575		2,622	2,474
Norway & Sweden.....	1,015		237	749		1,576	6,803
Spain.....	453			1,563			
O. C.....	219		763	18	24		
	46,973	739,065	691,467	58,537	759,143	694,415	529,319
G. B.....	63,230			85,642			81,531
U. S.....	516,204	374	994	558,681	540	666	539,939
China.....	5,393	7,211		6,065			6,224
France.....	38,697	34,860		56,476			25,983
Germany.....	78	440		620			492
Holland.....	3,376	5,117		12,208			14,994
Hong Kong.....	2,730	2,407		3,176			3,476
Italy.....	279	533		1,076			380
Japan.....	3,046	2,589	687,369	4,212	630,763	1,152,338	6,987
Newfoundland.....	218	2,062	36	14,680	10		6
Norway & Sweden.....	208	7,239	10,048	11,390	32,836		862,880
Portugal.....	11,792			17,157	2,928		9,443
St. Pierre.....	19,636	7,542	21,141	2,247	1,118		3,292
O. C.....	68	315					
	664,265	635,600	688,363	776,365	631,303	1,153,004	863,251
G. B.....	1,923,862	1,435,511	1,224,269	2,118,773	1,353,037		2,114,650
U. S.....	49,189	531,653	628,994	98,655	443,890	1,368,958	1,132,648
Austria-Hungary.....	5,819			23,216	29,207	466,694	260,112
Belgium.....	1,198	2,994		13,231	6,463		17,906
B. Australasia :—							4,036
Australia.....	10					18,722	1,728
New Zealand.....		16,907	10,465			60,634	17,070
B. E. Indies.....	66,305	111,590	62,240	158,662	359,621	498,701	139,156
China.....	462	506		608	269	2,353	
France.....	22,291	19,468		16,988	21,139	21,634	
Germany.....	46,904	2,366		28,941	28,486	760	
Japan.....	16,690	36,473		35,972	58,691	80,637	
Mexico.....							139,203
Russia.....	188	1,813			355		1,606
Switzerland.....	9,365	15,320		19,493	16,261	15,244	
O. C.....	1,425	1,760	6,396	960	1,813		1,169
	2,193,408	2,134,600	1,932,394	2,515,499	1,897,531	2,112,309	1,682,523
G. B.....	48,553			43,177			56,253
U. S.....	982,635	50,188		896,354	66,160		1,279,708
Austria-Hungary.....		888,321		972	1,010,730		5,473

No. 15.—STATEMENT (by Countries) of the Values of the Principal Articles, both Dutiable and Free, Imported, &c.—*Continued.*

ARTICLES IMPORTED.	Countries.	1903.		1904.		1905.		1906.		1907 (9 mos.)	
		Dutiable.	Free.	Dutiable.	Free.	Dutiable.	Free.	Dutiable.	Free.	Dutiable.	Free.
		%	%	%	%	%	%	%	%	%	%
Fruits.— <i>Con.</i>											
Fruits and mts, dried— <i>Con.</i>	China . . .	1,668		2,146		1,908		2,129		2,723	
	France . . .	150,221		167,190		183,811		253,161		284,051	
	Germany . . .	9,167		88		88					
	Greece . . .	196,678		232,590		202,460		272,980		308,234	
	Hong Kong . . .	765		2,840		3,564		1,323		1,960	
	Italy . . .	17,114		16,758		13,219		31,989		22,006	
	Japan . . .	1,990		7,189		18,785		10,879		5,284	
	Persia . . .	10,143		2,649		2,537		7,582		17,034	
	Portugal . . .	33,686		19,314		11,710		11,531		32,462	
	Spain . . .	513,805		517,383		418,976		564,242		572,594	
	Turkey . . .	95,028		115,986		92,074		120,329		166,590	
	O. C. . .	466		5,466		1,869		860		1,042	
		2,061,979		2,028,108		1,851,684		2,362,921		2,756,314	
Fruits, canned and preserved, jellies, jams, &c.	G. B. . .	96,785		101,239	21	105,867	426	157,355	1,732	159,619	64
	U. S. . .	44,039		75,777	73	41,697	9	58,269	161	71,264	29
	B. Australasia . . .										
	Australia . . .	341		1,085		713		420		11	
	New Zealand . . .					106				626	
	B. E. Indies . . .	10,031		18,398		16,099		24,424		31,791	
	B. W. Indies . . .	1,019		6,665		3,922		3,818		4,004	
	China . . .	4,767		6,400		6,482		5,124		4,756	2
	France . . .	9,539		6,505		9,489		11,049		10,158	
	Germany . . .	67		236		21		89		47	
	Hawaii . . .	2		13				32		4	
	Hong Kong . . .	1,143		1,320		1,172		1,192		1,305	
	Italy . . .	1,327		2,725	20	577		1,180		34	119
	Japan . . .	449		49		188		448		42	
	Spain . . .							78		2,386	
	O. C. . .	43		217		222		415		42	
		169,552		220,629	114	186,555	435	263,893	1,893	286,089	214

## SESSIONAL PAPER No. 10

Fruits, green and ripe.....	G. B.....	159,155	130,888	98,224	11	174,289	85	61,910	95,083
	U. S.....	1,073,879	903,261	1,513,271	1,115,087	1,814,835	1,330,091	1,045,291	1,254,193
B. Australasia: New Zealand..... B. W. Indies..... China..... Hawaii..... Italy..... Japan..... Mexico..... Spain..... O. C.....	B. Australasia.....	1,909	1,021	1,897	605	1,360	1,638	62	58
	New Zealand.....	73,851	51,812	47,386	26,979	51,816	53,319	27,341	135,363
	B. W. Indies.....	265	166	130	30	571	119	1	509
	China.....	250,507	313,696	134,749	101	226,672	2,056	62,026	3,280
	Hawaii.....	6,921	15,620	9,991	.....	11,280	.....	871	49,482
	Italy.....	14,218	16,454	18,468	.....	11,677	.....	1,293	13,297
	Japan.....	15,538	5,888	7,991	.....	22,084	.....	17,388	10,441
	Mexico.....	885	148	297	.....	545	722	635	6,706
	Spain.....	.....	.....	.....	.....	.....	.....	.....	3,167
	O. C.....	1,597,081	1,723,115	1,832,374	1,143,116	2,318,184	1,390,051	1,216,731	1,581,739
	.....	.....	953,533	.....	.....	.....	.....	.....	.....
Fruits.....	G. B.....	304,493	282,315	247,268	437	397,804	1,817	277,782	95,147
	U. S.....	2,100,613	2,143,966	2,411,562	1,115,096	2,883,834	1,330,232	2,396,173	1,264,222
	Austria Hungary.....	.....	.....	.....	.....	9,026	.....	5,789	.....
	Belgium.....	.....	172	4	.....	1	.....	.....	.....
	B. Australasia: Australia..... New Zealand.....	2,250	2,115	2,660	605	1,780	1,638	73	58
	B. E. Indies.....	10,631	18,398	16,632	.....	24,121	.....	626	.....
	B. W. Indies.....	74,870	36,031	51,322	26,979	58,634	35,319	31,791	135,363
	China.....	6,700	8,712	8,520	30	7,821	116	7,483	511
	Cuba.....	.....	16	2	.....	.....	.....	.....	.....
	France.....	159,941	173,695	193,301	.....	264,210	.....	294,209	791
	Germany.....	9,234	324	169	.....	89	.....	47	.....
	Greece.....	196,678	232,590	202,460	.....	273,242	308,234	308,234	.....
Furs and manufactures of.....	Hawaii.....	2	13	.....	401	37	2,056	4	3,280
	Hong Kong.....	2,193	4,307	1,978	.....	2,789	.....	3,276	2
	Italy.....	268,948	363,179	148,545	.....	259,841	84,666	84,666	49,551
	Japan.....	9,363	22,858	28,964	.....	22,607	6,197	6,197	13,297
	Mexico.....	14,218	16,454	18,468	.....	11,677	1,293	1,293	10,441
	Persia.....	10,143	2,649	2,537	.....	7,582	.....	17,634	.....
	Porto Rico.....	.....	.....	.....	.....	.....	.....	.....	.....
	Portugal.....	33,798	19,314	11,710	.....	11,531	.....	32,462	.....
	Spain.....	529,343	523,271	426,967	.....	586,101	592,368	592,368	6,706
	Turkey.....	95,043	115,990	92,074	.....	129,329	167,211	167,211	.....
	O. C.....	751	5,489	1,492	722	1,283	722	1,071	2,674
	.....	3,828,612	3,971,852	3,870,613	1,143,551	4,944,998	1,391,944	4,259,131	1,581,953
	.....	.....	953,647	.....	.....	.....	.....	.....	.....
Furs and manufactures of.....	G. B.....	310,129	335,074	421,291	373,265	502,158	291,165	379,210	226,611
	U. S.....	229,766	249,050	324,777	1,763,634	288,445	2,011,089	207,577	2,022,606
	Austria Hungary.....	3,021	2,860	1,226	.....	7,808	.....	9,510	6,912
	B. Africa.....	.....	.....	.....	51	.....	.....	51	.....

No. 15.—STATEMENT (by Countries) of the Values of the Principal Articles, both Dutiable and Free, Imported, &c.—*Continued.*

ARTICLES IMPORTED.	Countries.	1903.		1904.		1905.		1906.		1907 (9 mos.)	
		Dutiable.	Free.	Dutiable.	Free.	Dutiable.	Free.	Dutiable.	Free.	Dutiable.	Free.
Furs and manufactures of— <i>Con.</i>	B. Australasia :—										
	Australia.		9,853		23,498		14,550		13,000		3,345
	New Zealand.				39,957				5,889		2,951
	B. E. Indies.		30				30				
	B. W. Indies.										
	Belgium.	7,751	1,034	19,423		34,895		27,089		7,168	
	China.	4,892	5,650	1,883	11,790	585	10,504	15,298	22,795	1,028	19,604
	France.	105,037	25,693	114,251	20,074	188,610	11,117	171,341	57,386	128,173	41,280
	French Africa.			1,786							
	Germany.	340,001	488,001	243,176	435,581	280,288	546,824	315,437	785,149	254,818	508,614
	Holland.						2,586				
	Japan.	30			462	10	53	41		100	
	Newfoundland.		14,605	41	12,207		50,717		30,243		21,232
	Russia.	34,607	123,631	35,525	150,673	28,344	77,180	42,796	169,080	21,161	151,023
	Turkey.						8,005				
	O. C.		61	1,037	209	100	1,350	5	50		1,661
Glass and manufactures of		1,035,234	2,258,852	1,002,320	2,409,476	1,280,213	2,859,215	1,430,618	3,385,798	1,008,796	3,005,872
	G. B.	460,945		508,400	913	509,821	237	758,404	3,344	617,865	1,101
	U. S.	592,052		587,903		597,525		678,686	77	568,476	420
	Austria-Hungary.	43,906		87,687		89,437		80,900		82,168	
	Belgium.	584,584		496,318		428,226	1,448	821,217	2,710	602,810	4,597
	B. W. Indies.			87		47		1		30	
	China.	20		184		59		147		26	
	France.	58,117		71,224				84,284	1,796	59,859	
	Germany.	328,214		211,470		187,440	380	168,842	949	107,471	
	Holland.	11,983		17,393		35,060		48,000		54,674	
	Italy.	3,627		2,823		3,124		2,469		2,537	
	Japan.	85		172		548		92		327	
	Newfoundland.	65								1	
	Norway & Sweden.			4,066		9,191		28,203		13,902	
	Switzerland.			141		651		112		397	
	O. C.	2,846		164		50		93			
		2,086,444		1,988,041	913	1,941,519	2,355	2,671,398	8,876	2,110,655	6,118

## SESSIONAL PAPER No. 10

Gloves and mitts, all kinds .....	G. B .....	270,697	331,548	331,124	436,233	492,655
	U. S. ....	80,792	124,233	122,030	153,946	105,014
	Belgium ..	22,759	44,755	32,773	43,248	72,581
	Belgium ..	977	663	7,834	3,372	45,088
	France ..	248,251	280,980	257,509	341,739	358,045
	Germany ..	243,282	157,097	157,541	168,600	140,184
	Italy ..	4,792	4,992	8,644	9,389	12,440
	Switzerland ..	228	1,227	3,505	9,819	2,536
	O. C. ....	370	.....	.....	688	10
		872,121	945,495	980,960	1,167,094	1,229,153
Glue, glue stock and mucilage. ....	G. B .....	34,327	29,085	38,178	60,587	46,164
	U. S. ....	84,337	90,698	84,285	100,214	76,791
	Austria-Hungary ..	1,080	9,063	14,759	17,235	2,165
	Belgium ..	6	1,475	650	822	2,366
	France ..	17,932	11,634	18,741	22,669	14,337
	Germany ..	58,652	37,785	31,616	46,344	33,040
	Holland ..	.....	.....	1,331	1,192	3,417
	Italy ..	.....	4,837	.....	.....	3,379
	Russia ..	.....	.....	.....	8,514	5,751
	O. C. ....	196,343	184,577	189,563	257,578	184,750
Grasses, fibres and straw, and manufactures of, N. E. S. ....	G. B .....	272	835	310	477	419
	U. S. ....	36,948	31,526	27,182	46,191	36,261
	B. Australasia :-	.....	.....	.....	.....	.....
	Australia ..	.....	.....	.....	.....	.....
	New Zealand ..	.....	.....	.....	.....	.....
	China ..	155	86	26	27	23
	France ..	50	154	987	587	787
	Germany ..	15,547	10,548	13,068	12,452	7,977
	Holland ..	1,358	1,518	5,932	4,657	5,650
	Japan ..	49	2,730	302	172	157
Grease, all kinds .....	Mexico ..	.....	21,063	.....	48,281	206,211
	O. C. ....	291	615	337	1,548	3,590
		54,670	505,099	48,154	60,166	51,819
		.....	18,012	.....	657,911	905,692
	G. B .....	124	130	94	1,174	882
	U. S. ....	41,583	498,883	31,275	63,391	54,107
	B. Africa ..	.....	.....	.....	.....	.....
	Belgium ..	.....	3,767	.....	.....	.....
	Germany ..	41	6,554	136	17	83
	O. C. ....	.....	227	.....	55	.....
Greas, all kinds .....		.....	4,845	.....	7,792	.....
		.....	32	.....	8	.....
		533,515	408,343	31,504	64,660	55,132
		41,748	41,812	.....	387,594	453,535
		.....	.....	.....	.....	.....
		.....	.....	.....	.....	.....
		.....	.....	.....	.....	.....
		.....	.....	.....	.....	.....
		.....	.....	.....	.....	.....
		.....	.....	.....	.....	.....



No. 15.—STATEMENT (by Countries) of the Values of the Principal Articles, both Dutiable and Free, Imported, &c.—*Continued.*

ARTICLES IMPORTED.	Countries.	1903.		1904.		1905.		1906.		1907 (9 mos.)	
		Dutiable.	Free.	Dutiable.	Free.	Dutiable.	Free.	Dutiable.	Free.	Dutiable.	Free.
Gunpowder and other explosives....	G. B.	168,104	§	210,499	§	248,291	§	387,922	§	331,267	§
	U. S.	227,273		243,508		281,807		311,131		231,431	
	Belgium.....	160		336		40		1,355		666	
	Germany.....	2,368		363		391		490		346	
	O. C.	1,119		1,119		315		236		336	
Gutta percha, caoutchouc and India rubber and manufactures of.....		397,905		455,861		531,044		711,134		564,046	
	G. B.	446,811	7,119	334,646	4,496	164,981	26,379	99,695	1,951	86,999	3,146
	U. S.	573,421	1,816,682	617,471	2,508,439	634,338	2,701,832	680,014	2,772,278	450,339	2,429,229
	Austria-Hungary.....	1,005		950		3,403		6,263		4,871	1,795
	Belgium.....	425		367		24		200			
	France.....	1,990	201	4,638	884	3,226	80	3,225	280	3,432	429
	Germany.....	22,090	637	18,877		18,925	145	21,716	1,893	22,046	13,204
	O. C.	69	46	1,266	35	493	107	630	1,377	124	269
		1,045,811	1,824,705	978,215	2,514,354	825,390	2,728,543	811,743	2,777,979	569,011	2,448,012
	G. B.	7,337	16,030	10,958	17,516	12,745	25,077	13,694	21,451	13,706	42,615
Hair and manufactures of.....	U. S.	9,001	41,426	12,405	58,304	14,639	59,976	15,732	76,353	10,475	58,722
	France.....	573	1,182	313	1,069	221	2,507	94	4,659	423	3,286
	Germany.....	334	4,563	650	2,798	325	5,481	940	8,638	659	4,464
	O. C.	81	8	50		1,175	524	1,207	504	1,301	2,130
		17,346	63,209	24,376	80,227	29,105	93,625	31,697	111,605	26,564	111,217
Hats, caps and bonnets.....	G. B.	734,221	75,601	948,472	80,201	1,021,393	84,182	1,079,796	135,664	1,191,203	87,271
	U. S.	1,032,489	179,730	1,192,298	153,573	1,136,461	262,173	1,104,728	190,143	860,659	152,783
	Austria-Hungary.....	331		139		369		1,809	77	1,279	509
	Belgium.....	565		1,682		4,985		264	2,397	3,094	805
	China.....	30	2,435	82		56		71		34	2,700
	France.....	17,794	8,125	20,544	22,744	29,911	17,485	49,789	18,237	56,763	7,282
	Germany.....	4,484	12,647	1,804	26,015	396	20,433	835	30,861	496	16,800



7-8 EDWARD VII., A. 1908

No. 15.—STATEMENT (by Countries) of the Values of the Principal Articles, both Dutiable and Free, Imported, &c.—*Continued.*

ARTICLES IMPORTED.	Countries.	1903.		1904.		1905.		1906.		1907 (9 mos.)	
		Dutiable.	Free.	Dutiable.	Free.	Dutiable.	Free.	Dutiable.	Free.	Dutiable.	Free.
Ink, writing and printing.	G. B.	23,433	§	23,764	§	26,881	§	24,892	§	26,193	§
	U. S.	121,072		128,465		127,265		124,388		99,774	
	France.	4,213		3,192		4,609		5,539		3,494	
	Germany.	181		893		315		289		36	
	O. C.	294		65		23		142		182	
		149,193		156,289		159,093		155,250		123,679	
Jewellery.	G. B.	74,356		95,168		82,427		92,523		115,995	
	U. S.	598,155		689,159		647,636		692,459		699,632	
	Austria-Hungary.	4,667		13,133		8,938		12,589		18,494	
	B. E. Indies.	19				10				26	
	France.	18,474		30,254		29,062		21,290		14,354	
	Germany.	48,298		47,098		58,638		66,499		71,508	
	Italy.	175		800		83		204		335	
	Japan.	199		169		579		247		598	
	Switzerland.	469		618		1,021		1,083		1,709	
	Turkey.	2		9				5		2,227	
	O. C.	590		433		737		1,020		502	
		745,404		876,841		829,131		887,919		925,380	
Junk, old and oakum.	G. B.		31,960		26,260		28,598		28,486		17,007
	U. S.		32,252		24,818		19,999		21,481		19,428
	B. W. Indies.		73		181		159		187		220
	Germany.								47		
	Newfoundland.		143		91		808		299		1,643
	St. Pierre.		456		536		430		402		992
	O. C.		215		16		385				1,694
			65,590		51,902		50,399		50,812		40,984

## SESSIONAL PAPER No. 10

Leather and manufactures of	G. B. ....	316,966	369,819	415,171	496,460	735,490
	U. S. ....	1,530,248	1,740,610	2,152,355	2,453,276	2,082,685
	Austria-Hungary	553	300	337	1,310	709
	Belgium .....	68	293	700	.....	124
	B. Australasia	.....	.....	.....	.....	.....
	Australia .....	250	28	210	.....	296
	New Zealand .....	.....	.....	.....	.....	.....
	China .....	144	390	223	332	122
	France .....	39,346	51,846	52,335	58,072	20,525
	Germany .....	20,837	36,065	31,353	20,880	15,663
Marble and manufactures of	Hong Kong .....	648	4,792	2,846	75	26
	Japan .....	4,513	1,615	1,188	681	3,252
	Mexico .....	.....	.....	.....	.....	.....
	Newfoundland .....	288	306	219	377	217
	Norway & Sweden	.....	104	166	22	133
	O. C. ....	63	42	101	75	62
	.....	1,910,924	2,212,240	2,657,264	3,031,569	2,859,304
	G. B. ....	2,631	2,352	1,956	6,552	5,463
	U. S. ....	128,062	133,479	121,466	150,021	157,271
	Belgium .....	177	12,271	82	6	.....
Metals and minerals and manufactures of	France .....	64	593	2,987	868	2,254
	Germany .....	4,669	73	171	2	532
	Italy .....	20,267	32,063	18,683	32,377	10,965
	O. C. ....	611	680	11	218	56
	.....	153,481	181,511	145,356	190,044	176,541
	G. B. ....	86,586	80,106	93,610	109,659	106,355
	U. S. ....	542,216	598,672	592,676	733,505	801,950
	Austria-Hungary	171	4,371	1,575	3,248	2,890
	Belgium .....	60	123	132	171	98
	B. E. Indies .....	7	519	240	764	475
Brass and manufactures of	B. W. Indies .....	.....	.....	.....	15	2,760
	China .....	26	57	322	302	165
	France .....	23,639	14,002	14,244	13,820	14,415
	Germany .....	13,024	10,954	19,651	17,807	7,991
	Holland .....	32	202	.....	.....	9,880
	Hong Kong .....	53	259	229	.....	70
	Italy .....	98	195	131	.....	2,739
	Japan .....	368	2,125	1,896	58	28
	Newfoundland .....	.....	.....	.....	.....	153
	St. Pierre .....	15	45	1,132	6,398	4,286
	O. C. ....	100	52	2,236	264	2,181
	.....	665,695	708,693	724,969	886,317	1,185
	G. B. ....	79,135	87,525	102,471	109,659	106,355
	U. S. ....	562,214	581,308	636,551	733,505	801,950
	Austria-Hungary	171	4,371	1,575	3,248	2,890
	Belgium .....	60	123	132	171	98
	B. E. Indies .....	7	519	240	764	475
	B. W. Indies .....	.....	.....	.....	15	2,760
	China .....	26	57	322	302	165
	France .....	23,639	14,002	14,244	13,820	14,415

7-8 EDWARD VII., A. 1908

No. 15.—STATEMENT (by Countries) of the Values of the Principal Articles, both Dutiable and Free, Imported, &amp;c.—Continued.

ARTICLES IMPORTED.	Countries.	1903.		1904.		1905.		1906.		1907 (9 mos.)	
		Dutiable.	Free.	Dutiable.	Free.*	Dutiable.	Free.	Dutiable.	Free.	Dutiable.	Free.
Metals and minerals and manufactures of— <i>Con.</i> Copper and manufactures of. . .	G. B. . . . .	9,854	36,056	3,311	55,001	12,302	41,878	12,121	29,879	7,296	97,384
	U. S. . . . .	133,629	1,362,878	92,577	1,309,426	94,907	1,890,977	127,993	2,926,716	110,622	2,836,106
	Belgium . . . . .		368		421		72		733		445
	B. W. Indies . . . . .								607		1,819
	China. . . . .	169		71		91		518		238	
	France. . . . .	231		408		172	228	456		257	9,390
	Germany . . . . .	372		164		94				1,239	
	Japan . . . . .	13		172		186		219		140	
	Newfoundland . . . . .		191		45		96		854		28
	O. C. . . . .	649		1,263		1,278	14	1,680	400	1,637	
Gold and silver and mfrs. of. . .		144,917	1,399,493	97,966	1,364,893	109,030	1,933,503	142,987	2,959,749	121,429	2,945,172
	G. B. . . . .	75,194		97,629		115,331		209,794		159,153	
	U. S. . . . .	298,007	560	280,334	138	319,060	112	304,676	722	224,000	131
	Austria-Hungary . . . . .	983		2,534		5,341		5,765		2,295	
	Belgium . . . . .									629	
	B. E. Indies . . . . .	384		438				29		139	
	B. W. Indies . . . . .	34		20							
	China. . . . .	2				178		1,245		35	
	France. . . . .	6,918		5,638		7,806		8,128		7,297	
	Germany . . . . .	54,786		55,409		49,910		45,369		36,581	
Iron and steel and mfrs. of. . . .	Holland . . . . .	24		13		769		1,137			
	Japan . . . . .	490		787		1,893		2,826		1,352	
	O. C. . . . .	54		1,694		479		269		180	
		436,876	560	444,496	158	502,767	112	579,378	722	431,521	131
	G. B. . . . .	7,394,643	2,801,339	6,201,500	2,891,800	5,534,818	1,088,770	7,595,392	796,854	8,045,385	1,171,755
	U. S. . . . .	21,779,938	7,070,186	24,302,987	5,547,740	26,637,606	7,891,857	29,382,087	5,627,866	29,326,406	4,631,873
	Austria-Hungary. . . . .	5,587	278	29,251		46,740	687	50,250	74	117,506	2,147
	Belgium. . . . .	430,612	286,834	431,591	902,272	216,541	32,689	316,649	18,978	285,844	8,532
	B. Africa. . . . .			5,684				10,400			



## SESSIONAL PAPER No. 10

B. Australasia : —									
Australia .....	245	73	1,197	4,610	.....	.....	.....	.....	.....
New Zealand .....	.....	.....	71	.....	.....	.....	.....	.....	.....
B. Guiana .....	2,820	.....	84	.....	.....	.....	.....	.....	.....
B. W. Indies .....	5,661	385	5,730	.....	.....	.....	.....	4,944	.....
China .....	181	6,905	1,825	5	.....	.....	.....	711	.....
Denmark .....	313	214	200	1	.....	.....	.....	171	.....
France .....	58,514	21,064	188	157	.....	.....	.....	170	.....
Germany .....	1,788,149	620,932	66,848	16,105	.....	.....	.....	33,774	10,845
Holland .....	78,357	313,052	1,368,079	601,499	.....	.....	.....	646,906	241,574
Italy .....	.....	3,869	24,823	.....	.....	.....	.....	2,011	.....
Japan .....	908	757	98	410	.....	.....	.....	50	.....
Newfoundland .....	4,536	2,802	1,752	.....	.....	.....	.....	1,483	.....
Norway & Sweden .....	37,691	4,518	9,499	3,883	.....	.....	.....	5,557	132
Russia .....	2,897	563	16,199	1,620	.....	.....	.....	46,098	13,376
Spain .....	.....	38	164	.....	.....	.....	.....	753	.....
St. Pierre .....	817	.....	.....	254	.....	.....	.....	.....	.....
Switzerland .....	3,445	128	471	20	.....	.....	.....	643	171
U. S. of Colombia .....	1,722	137	62,146	.....	.....	.....	.....	2,736	2,852
O. C. .....	1,735	.....	166	.....	.....	.....	.....	314	.....
30,998,586	11,157,629	32,515,255	9,948,044	33,350,632	9,228,639	38,325,650	6,649,357	38,521,442	6,083,257
Lead and manufactures of .....									
G. B. .....	74,435	47,304	146,685	38,238	184,680	46,589	336,218	61,072	365,892
U. S. .....	64,901	36,918	59,863	29,413	46,281	38,993	44,276	39,712	37,395
Austria-Hungary .....	3,109	.....	8,454	.....	7,782	.....	8,663	.....	7,987
Belgium .....	250	1,124	100	1,294	98	1,537	36	2,327	.....
B. W. Indies .....	20	.....	.....	.....	81	.....	840	.....	11
China .....	10	.....	26	.....	7	.....	11	.....	101
France .....	10,039	526	12,392	592	15,410	829	14,512	.....	14,833
Germany .....	9,463	2,904	2,476	2,431	639	3,143	789	784	397
Holland .....	939	.....	1,579	.....	5,290	539	5,977	.....	5,409
Japan .....	311	.....	323	.....	175	298	54	.....	433
O. C. .....	8	.....	78	.....	700	.....	696	164	30
163,485	88,776	231,976	81,568	261,163	91,928	412,075	104,259	432,708	105,363
Tin and manufactures of .....									
G. B. .....	14,515	1,929,363	18,607	1,446,457	26,317	1,490,592	29,673	1,508,916	29,865
U. S. .....	103,891	578,217	125,062	749,359	122,235	1,004,328	187,169	1,390,368	206,160
Austria-Hungary .....	9	.....	66	.....	147	.....	199	.....	181
Belgium .....	7	492	1,997	2,873	272	6,616	120	1,341	38
B. Australasia : —	.....	.....	.....	.....	.....	.....	.....	.....	.....
Australia .....	.....	33,953	.....	.....	.....	32,081	.....	38,876	.....
New Zealand .....	.....	.....	.....	.....	.....	.....	.....	.....	.....
B. E. Indies .....	.....	33,377	132	33,395	76	91,349	11	161,365	10
France .....	199	1,485	2,350	352	2,809	.....	5,031	2,299	82,535
Germany .....	4,904	7,686	3,787	5,515	3,768	6,779	5,983	7,982	4,300
Holland .....	110	.....	.....	.....	.....	.....	217	308	36

No. 15.—STATEMENT (by Countries) of the Values of the Principal Articles, both Dutiable and Free, Imported, &amp;c.—Continued.

ARTICLES IMPORTED.	Countries.	1903.		1904.		1905.		1906.		1907 (3 mos.)	
		Dutiable.	Free.	Dutiable.	Free.	Dutiable.	Free.	Dutiable.	Free.	Dutiable.	Free.
Metals and minerals and manufactures of— <i>Con.</i> Tin and manufactures of— <i>Con.</i>	Japan.....	6	.....	23	.....	832	1,860	63	.....	140	.....
	O. C. ....	202	736	208	.....	303	629	292	.....	252	.....
		124,206	2,588,309	132,232	2,238,379	156,879	2,635,422	228,971	3,108,510	243,481	2,476,235
Zinc and spelter and manufactures of.....	G. B. ....	297	95,798	1,249	67,755	1,004	96,117	962	121,553	414	118,098
	U. S. ....	9,168	34,984	12,166	46,314	10,028	121,671	11,061	219,257	11,740	163,794
	Belgium.....	167	43,386	149	143,196	.....	83,950	214	67,266	53	57,999
	France.....	2	.....	165	.....	222	308	571	218	162	.....
	Germany.....	110	65,147	236	43,558	568	41,225	97	40,642	128	49,002
	Holland.....	.....	14,290	.....	1,918	.....	4,409	.....	.....	.....	3,285
	O. C. ....	48	133	100	37	90	78	12	200	59	3,087
Metals and minerals and mfrs. of all other, N. E. S.		9,792	253,732	14,065	302,808	11,912	347,758	12,917	449,136	12,556	395,265
	G. B. ....	127,474	96,702	175,921	143,572	174,767	105,492	229,060	156,425	183,161	157,375
	U. S. ....	1,064,675	875,986	1,158,006	994,070	1,241,283	2,022,158	1,432,956	2,413,780	1,362,260	1,986,367
	Austria-Hungary.....	6,987	10,416	9,619	6,725	23,218	11,187	21,923	5,678	12,632	2,421
	Belgium.....	1,316	40	499	.....	262	.....	609	18,592	1,240	62,533
	B. E. Indies.....	14	.....	108	.....	3	.....	49	.....	.....	.....
	B. W. Indies.....	.....	.....	.....	.....	.....	.....	.....	300	.....	.....
	China.....	76	.....	72	.....	163	.....	82	.....	165	.....
	Cuba.....	.....	.....	.....	.....	.....	.....	.....	.....	.....	.....
	France.....	20,684	92	23,915	788	24,351	24	22,942	607	29,850	19
	Germany.....	43,622	17,394	42,840	102,869	38,702	101,241	45,468	73,797	61,174	27,324
	Italy.....	717	.....	414	.....	250	.....	589	.....	324	.....
	Japan.....	308	327	1,019	.....	1,988	165	1,281	460,501	3,632	131
	Newfoundland.....	.....	381,491	13	200,553	417	203,416	84	.....	.....	462,704
	Norway & Sweden.....	.....	24,940	37	140,427	.....	12,010	.....	13,929	25	.....
	Spain.....	.....	42,710	.....	56,835	.....	12,642	.....	27,400	.....	88,795
	Switzerland.....	28	.....	305	157	30	.....	302	136	33	.....
	O. C. ....	1,073	31,250	1,324	.....	837	.....	650	310	713	118
		1,266,974	1,481,348	1,414,092	1,646,026	1,506,311	2,468,635	1,755,995	3,171,455	1,655,209	2,787,787



7-8 EDWARD VII., A. 1908

No. 15.—STATEMENT (by Countries) of the Values of the Principal Articles, both Dutiable and Free, Imported, &c.—*Continued.*

ARTICLES IMPORTED.	Countries.	1903.		1904.		1905.		1906.		1907 (3 mos.)	
		Dutiable.	Free.	Dutiable.	Free.	Dutiable.	Free.	Dutiable.	Free.	Dutiable.	Free.
Musical instruments— <i>Violins</i> .....	Belgium.....	215		229		15		72		218	
	France.....	23,140		16,734		13,584		13,116		13,994	
	Germany.....	89,774	22,636	100,806	27,095	88,011	19,568	72,996	28,325	68,699	13,115
	Newfoundland.....			22		27				284	
	Switzerland.....	124		305		878		566		708	
O. C.....											
Total.....		167,712	60,237	463,069	63,625	454,743	57,586	533,388	68,403	590,394	42,816
Mustard, French mustard and mustard cake.....	G. B.....	70,252		85,165		88,842		91,129		68,235	
	U. S.....	25,859		26,717		26,292		23,100		18,495	
	France.....	419		637		465		639		464	
	O. C.....										
	Total.....	96,530		112,519		115,599		114,859		87,194	
Oils, coal, kerosene and products of.	G. B.....	412	2,003	3,785	1,827	3,801	1,302	2,802	5,512	3,438	5,833
	U. S.....	1,483,373	2,505	1,031,806	33,737	938,014	900,607	990,226	671,337	713,576	558,210
	O. C.....			56		574		500	545	23	
	Total.....	1,483,815	4,508	1,035,647	35,564	942,389	901,909	993,528	677,594	719,037	564,063
Oils, fish oils.	G. B.....	622		1,568		2,248		1,036		1,442	
	U. S.....	12,755		14,053		16,300		16,056		12,603	
	Germany.....			485		36					
	Newfoundland.....		74,017		115,355		101,431		57,586		51,808
	Norway & Sweden.....	3,857		785		7,509		11,369		4,938	
O. C.....				618		5				26	
Total.....		17,234	74,017	17,509	115,355	26,148	101,434	28,461	57,586	19,009	51,808

## SESSIONAL PAPER No. 10

Oils, vegetable, animal, lubricating  
and other, N. E. S.

G. E.	386,363	65,695	340,924	75,464	619,846	72,432	492,626	92,463	225,584	61,916
U. S.	813,049	143,374	777,911	91,729	706,911	91,017	912,411	95,256	931,243	103,660
Belgium	905	483	769	111	314		1,312		941	
B. Australasia:										
Australia	72	1,836	73	5,181	163	10,497	286	11,553		11,133
New Zealand										
B. E. Indies		3,539		629				8,779		4,805
B. W. Indies						296				
China	29,727	31	19,292	295	23,227		27,335		62	
France	27,814	1,691	33,870	3,026	33,980		42,980		17,690	138
Germany	5,092	616	4,065		4,575	88		79	31,175	513
Holland	575						3		2,723	
Hong Kong	4,297		5,503		6,758		8,930		282	
Italy	9,488		13,719	52	17,065		18,133	58	4,730	
Japan	3		170		870	48			18,493	
Spain	600		612				1,136		86	
Switzerland	1,036		698		1,252		1,313		397	
O. C.	33		396		177	28	791		775	
									268	
	1,270,084	218,265	1,198,032	176,287	1,415,549	177,496	1,512,295	297,830	1,254,453	181,265

## Recapitulation.

G. E.	387,427	68,698	346,277	77,491	625,915	73,794	496,461	97,615	230,461	66,849
U. S.	2,309,177	445,879	2,723,770	125,466	1,661,225	991,654	1,918,723	766,733	1,659,422	661,870
Belgium	905	483	786	111	888		1,634		941	
B. Australasia:										
Australia	72	1,836	73	5,181	163	10,497	286	11,553		11,133
New Zealand										
B. E. Indies		3,539		629				8,779		4,805
B. W. Indies						296				
China	29,727	31	19,292	295	23,227		27,335		62	
France	27,814	1,691	34,327	3,026	33,980		43,062		17,716	138
Germany	5,092	616	4,580		4,611	88		621	31,175	513
Holland	575						3		2,723	
Hong Kong	4,297		5,503		6,758		8,930		282	
Italy	9,488		13,719	52	17,065		18,133	58	4,730	
Japan	3		170		870				18,493	
Spain							337		86	
Newfoundland		74,017		115,355		101,431		57,586	20	51,808
Norway & Sweden	3,857		785		7,509		12,021		5,097	
Switzerland	1,036		612			48			397	
O. C.	33		396		1,252		1,313		776	
					177	28	791		112	
	2,771,133	296,790	3,151,188	327,206	2,384,086	1,181,279	2,534,281	943,010	1,972,499	797,166



No. 15.—STATEMENT (by Countries) of the Values of the Principal Articles, both Dutiable and Free, Imported, &c.—*Continued.*

Articles Imported.	Countries.	1903.		1904.		1905.		1906.		1907 (9 mos.)	
		Dutiable.	Free.	Dutiable.	Free.	Dutiable.	Free.	Dutiable.	Free.	Dutiable.	Free.
Oil cake and meal, &c. . . . .	G. B. . . . .	%	8,711	%	134	%	218	%	2769	%	2769
	U. S. . . . .		30,138		38,127		39,970		26,566		31,410
	B. Australasia :—										
	Australia. . . . .				3,049		7,019				
	New Zealand. . . . .						2				
	O. C. . . . .										
			38,879		41,310		46,991		26,784		34,179
Oilcloth . . . . .	G. B. . . . .	467,490		589,032		613,015		728,652		730,294	
	U. S. . . . .	89,800		141,169		154,469		183,531		203,717	
	Austria-Hungary. . . . .	9		1,871		2,133		299		171	
	Belgium. . . . .	309		972		795		194		505	
	France. . . . .	6,325		392		288		430			
	Germany. . . . .			18		427					
	O. C. . . . .										
		563,933		731,583		773,001		913,106		934,397	
Optical, philosophical, photographic, and mathematical instruments. . . . .	G. B. . . . .	17,913	4,834	22,083	11,400	30,763	11,020	38,322	13,185	34,702	18,106
	U. S. . . . .	198,805	31,471	200,499	30,126	228,539	38,291	269,431	36,523	203,891	29,965
	Austria-Hungary. . . . .	168		306		568		120		35	29
	France. . . . .	25,736	1,895	27,671	708	30,754	2,203	30,876	1,749	17,765	1,558
	Germany. . . . .	15,235	8,613	14,830	10,410	16,578	7,903	15,901	15,056	19,663	11,484
	O. C. . . . .	97	43	114	9	392	131	716	145	380	595
		258,014	46,886	265,503	52,653	307,574	59,551	355,366	66,658	276,439	61,767
Packages. . . . .	G. B. . . . .	227,304		261,147		261,313		308,092		468,154	185
	U. S. . . . .	174,454		197,881		192,214		248,391		281,483	49
	Austria-Hungary. . . . .	1,700		3,387		513		1,353		4,463	
	Belgium. . . . .	211		563		244		221		5,953	



No. 15—STATEMENT (by Countries) of the Values of the Principal Articles, both Dutiable and Free, Imported, &c.—*Continued.*

Articles Imported.	Countries.	1903.		1904.		1905.		1906.		1907 (9 mos.)	
		Dutiable.	Free.	Dutiable.	Free.	Dutiable.	Free.	Dutiable.	Free.	Dutiable.	Free.
Paints and colours	G. B.	262,296	62,218	219,332	59,191	260,910	76,008	432,281	66,723	436,258	77,475
	U. S.	656,446	70,874	639,900	66,713	706,089	121,667	536,042	111,898	387,414	93,117
	Austria-Hungary	87	1,353	128	1,353	375	135	6,102	7,397	12,210	1,135
	Belgium	39,323	2,660	25,539	569	38,450	1,332	34,617	50	7,210	567
	China	1	1	1	1	2	2	6	6	11	11
	France	8,325	2,617	12,267	3,408	3,631	42	5,433	495	4,433	48
	Germany	237,290	18,715	215,757	17,645	257,677	21,277	131,898	29,447	63,764	37,992
	Holland	11,775	421	992	8,140	334	334	5,647	33	1,982	22
	Italy	72	11	194	112	240	31	237	237	528	22
	Newfoundland	239	11	112	112	1,050	12	12	12	276	22
	Switzerland	1,827	543	2,891	171	65	405	725	912	75	408
	O. C.	1,217,591	158,059	1,117,846	119,050	1,276,629	221,271	1,173,050	299,538	914,370	210,891
Paper and manufactures of	G. B.	401,681	596,507	596,507	89	570,030	51	613,921	360	547,478	278
	U. S.	1,575,736	1,954,835	1,954,835	2,906	2,195,130	8,807	2,326,933	18,812	1,872,301	27,150
	Austria-Hungary	1,364	5,228	5,228	5,228	2,385	51,506	4,506	5,845	61,741	5,845
	Belgium	27,213	53,877	53,877	355	67,986	355	51,167	682	1,732	682
	China	2,469	1,945	1,945	2,067	2,067	2,067	2,116	2,116	2,116	2,116
	France	21,764	20,132	20,132	227,329	227,329	2,200	41,325	621	26,662	577
	Germany	76,914	54,623	54,623	5	61,732	853	74,958	7,496	61,084	150
	Holland	5,130	12,446	12,446	12,821	12,821	12,821	8,296	8,296	8,619	8,619
	Hong Kong	921	744	744	1,096	1,096	1,096	1,307	753	753	753
	Italy	860	822	822	1,183	1,183	1,183	673	1,551	1,551	1,551
	Japan	6,151	7,019	7,019	9,129	9,129	9,129	11,917	8,734	15,678	8,734
	Norway & Sweden	49	2,430	2,430	4,538	4,538	4,538	10,898	15,678	15,678	15,678
	O. C.	2,120,252	2,621,319	2,621,319	3,000	2,950,560	12,866	3,148,984	27,971	2,612,774	28,155
Paraffine wax, stearic acid and stearine of all kinds.	G. B.	3,892	556	556	556	311	311	7,248	286	286	286
	U. S.	32,257	27,027	27,027	27,027	12,035	12,035	19,439	16,026	16,026	16,026

## SESSIONAL PAPER No. 10

	22	19	407	81	150
O. C.....	36,171	27,602	12,813	26,771	16,462
Pencils, lead, in wood or otherwise.					
G. B.....	15,125	27,021	29,953	30,299	21,438
U. S.....	74,319	95,221	102,545	103,591	85,626
Austria-Hungary.	12	687	4,368	249	997
France.....	485	161	451	259	484
Germany.....	35,095	30,127	35,507	41,338	36,881
O. C.....		78	4	11	85
Perfumery, all kinds, poundes, hair oil, &c.	125,036	153,398	172,871	175,747	145,661
G. B.....	18,921	26,177	25,972	28,733	23,294
U. S.....	70,633	96,020	93,581	109,482	114,135
Belgium.....		8	68		11
France.....	72,419	87,574	77,689	92,042	74,619
Germany.....	8,391	3,825	4,922	3,889	5,379
Japan.....	65	124	224	557	217
O. C.....	489	118	513	1,471	1,818
Pickles, sauces and catsups.	170,921	213,846	202,969	235,874	219,473
G. B.....	181,567	234,863	207,410	235,834	184,819
U. S.....	111,359	117,794	113,411	105,142	79,889
B. F. Indies.....	30	279		47	229
China.....	1,909	2,362	2,134	2,886	2,714
France.....	5,082	4,709	2,322	3,373	3,889
Italy.....	709	1,437	535	212	536
Japan.....	6,675	6,047	6,417	6,620	5,408
Spain.....	2,311	2,512	5,151	9,386	5,664
O. C.....	812	1,315	1,046	2,327	1,095
Plants and trees	313,514	371,284	338,459	365,827	284,243
G. B.....	3,319	3,703	2,558	3,870	2,435
U. S.....	42,562	48,595	62,336	93,982	43,381
Belgium.....	2,486	2,366	3,255	3,387	3,102
B. F. Indies.....	6	703			2
China.....		447	451	61	119
France.....	3,003	5,417	3,058	8,184	1,552
Germany.....	760	2,510	11,781	2,958	10,869
		7,580	197	107	198
			13,315	13,324	14,121

No. 15—STATEMENT (by Countries) of the Values of the Principal Articles, both Dutiable and Free, Imported, &c.—Continued.

ARTICLES IMPORTED.	Countries.	1903.		1904.		1905.		1906.		1907 (9 mos.)	
		Dutiable.	Free.	Dutiable.	Free.	Dutiable.	Free.	Dutiable.	Free.	Dutiable.	Free.
Plant and trees— <i>Con.</i> .....	Holland.....	\$ 4,138	23,985	6,542	31,270	7,999	39,444	6,727	40,832	5,456	48,415
	Japan.....	60	1,281	247	1,412	51	3,413	78	3,505	259	3,225
	O. C. ....	45	239	101	1,228	50	572	562	482	170	230
		56,379	89,737	64,737	99,237	78,969	112,178	111,671	117,581	56,558	113,888
Precious stones of all kinds and imitations of. ....	G. E. ....	51,162	407,078	40,707	614,212	35,507	309,640	18,533	567,671	58,733	311,675
	U. S. ....	17,126	92,639	23,840	78,808	21,907	124,546	35,263	171,980	47,529	107,867
	Austria-Hungary.....	869	28	769	.....	508	.....	2,067	40,637	5,085	832
	Belgium.....	454	82,223	614	98,991	1,245	189,116	126	47,895	7,051	82,809
	B. Australasia :—	.....	.....	.....	.....	.....	97	.....	.....	.....	.....
	Australia.....	.....	.....	88	.....	.....	.....	.....	.....	.....	.....
	New Zealand.....	.....	.....	.....	.....	.....	.....	.....	.....	.....	.....
	B. E. Indies.....	.....	.....	69	.....	.....	116	.....	5,000	189	.....
	Denmark.....	.....	.....	.....	.....	.....	.....	.....	4,901	.....	.....
	France.....	24,362	328,323	17,124	76,770	16,293	478,133	21,614	298,891	32,509	269,317
	Germany.....	7,955	12,976	9,155	4,885	5,763	84,192	8,280	73,931	11,907	7,436
	Holland.....	.....	223,869	.....	249,406	.....	234,109	.....	392,931	150,916	122,708
	O. C. ....	305	5,070	20	2,656	992	.....	104	2,382	1,394	2,632
Provisions, viz :—Butter, cheese, eggs, lard and meat.....		102,233	4,152,206	92,386	1,125,128	82,215	1,419,949	85,877	1,556,288	335,343	904,676
	G. B. ....	34,300	.....	51,763	.....	47,049	22	61,357	.....	62,355	.....
	U. S. ....	1,774,896	3,189	1,859,989	3,330	1,580,072	5,845	3,045,132	3,424	2,618,430	809
	B. Australasia :—	.....	.....	.....	.....	.....	.....	.....	.....	.....	.....
	Australia.....	12,612	.....	15,825	.....	17,388	.....	22,292	.....	99,432	.....
	New Zealand.....	.....	.....	2,232	.....	11,639	.....	5,642	.....	8,662	.....
	China.....	5,350	.....	6,415	.....	6,064	.....	7,195	.....	7,608	.....
	France.....	8,782	.....	10,605	.....	7,761	.....	10,604	.....	13,307	.....
	Germany.....	1,021	.....	755	.....	228	603	650	2,816	275	.....
	Hong Kong.....	2,685	.....	2,577	.....	2,787	.....	3,761	.....	3,900	.....
	Italy.....	5,511	.....	6,331	.....	8,574	.....	16,414	.....	17,190	.....



## SESSIONAL PAPER No. 10

Rags of cotton, linen, jute, hemp, woollen, &c.	Japan	333	233	93	87	409	809
	Newfoundland	376	75	383	169	144	
	Norway & Sweden	358	78	82	1,453	1,029	
	Switzerland	5,510	7,225	4,678	7,030	11,101	
	O. C.	407	67	1,355	1,205	2,106	
G. B.		1,851,821	1,964,183	1,688,153	3,183,461	2,875,535	
	U. S.						121,211
	Belgium	134,224		115,722		93,711	158,332
	France	117,888	136,611	178,391		225,683	1,537
	Germany	1,450	1,450			2,893	2,182
O. C.		1,007	3,845	731		5,136	30,316
		38,944	31,428	29,304		31,357	1,112
		1,697	11,685	596		516	
							314,690
		295,120	333,815	324,747		361,722	
Remet	G. B.						131
	U. S.	114	43	419		378	20,298
	Denmark	41,887	59,422	40,247		41,887	9,725
	Germany	6,691	9,518	6,898		11,280	5,482
	Holland	9,220	11,069	11,917		8,038	2,900
Norway & Sweden.		2,065	2,126	2,930		1,850	228
		1,339	1,892	2,316		1,861	
		275		431			
							38,764
		61,451	84,070	65,151		65,294	
Resin.	G. B.						7,464
	U. S.	88	815	1,289		2,616	281,152
	O. C.	194,039	228,357	258,530		346,432	
		165	616			67	
		194,292	229,788	259,839		349,115	288,616
Ribbons.	G. B.	686,821	582,873	190,048		456,872	485,049
	U. S.	47,846	55,952	62,702		79,699	87,354
	Austria Hungary	2,428	2,004	788		7,937	5,255
	Belgium	2,657	4,298	25,458		17,042	15,803
	China	24	2	16			
France		205,954	192,424	225,439		212,602	276,792
		52,326	59,591	44,617		37,264	34,644
			296	511		3,066	508
		97,285	161,485	248,553		343,219	221,299
		129	94	143		109	699
O. C.							1,130,403
		1,093,470	1,059,019	1,068,291		1,157,886	

No. 15.—STATEMENT (by Countries) of the Values of the Principal Articles, both Dutiable and Free, Imported, &amp;c.—Continued.

ARTICLES IMPORTED.	Countries.	1903.		1904.		1905.		1906.		1907 (9 mos.)	
		Dutiable.	Free.	Dutiable.	Free.	Dutiable.	Free.	Dutiable.	Free.	Dutiable.	Free.
Salt.....	G. B.....	2	298,794	.....	289,749	.....	293,175	.....	296,487	62	200,338
	U. S.....	41,710	9,423	73,802	6,307	57,956	9,729	59,808	6,866	58,445	13,816
	P. W. Indies.....	.....	17,832	.....	11,929	.....	8,807	.....	14,187	.....	9,965
	Italy.....	.....	9,167	.....	10,715	.....	1,149	.....	12,514	.....	822
	Newfoundland.....	.....	3,618	.....	335	.....	1,860	.....	2,050	.....	1,938
	Portugal.....	.....	4,974	.....	1,807	.....	10,077	.....	1,725	.....	5,481
	Spain.....	.....	16,343	.....	13,828	.....	14,400	.....	16,462	.....	8,288
	O. C.....	60	1,034	517	1,412	36	1,757	23	1,923	21	193
Sausage casings.....	G. B.....	41,772	361,185	74,319	338,082	58,132	340,954	59,831	352,214	58,528	240,841
	U. S.....	13,318	.....	13,069	.....	9,451	.....	22,534	219	16,560	.....
	P. S.....	48,239	7	62,098	7	61,586	11	59,550	29	47,508	249
	B. Australasia :—	.....	.....	.....	.....	.....	.....	.....	.....	.....	.....
	Australia.....	.....	.....	1,923	.....	308	.....	598	.....	773	.....
	New Zealand.....	.....	.....	.....	.....	.....	.....	.....	.....	.....	.....
	Holland.....	.....	.....	.....	.....	484	.....	215	.....	2,318	.....
	O. C.....	.....	.....	.....	.....	594	.....	.....	177	1,046	1,293
Seeds and bulbous roots.....	G. B.....	61,557	7	77,120	7	72,423	11	82,897	425	68,205	1,512
	U. S.....	10,974	81,711	13,285	118,083	28,477	149,037	16,827	32,827	89,161	29,578
	Arg. Republic.....	452,639	1,345,629	333,819	478,795	421,913	115,155	333,708	1,660,895	499,692	3,366,033
	Belgium.....	.....	334	44	.....	.....	648	1,829	.....	3,291	.....
	B. Australasia :—	.....	.....	.....	.....	14	.....	.....	.....	899	.....
	Australia.....	.....	.....	.....	.....	.....	.....	.....	.....	.....	.....
	New Zealand.....	.....	.....	362	.....	1,465	.....	29	.....	.....	.....
	China.....	148	.....	932	.....	1,166	.....	280	.....	365	.....
.....	Denmark.....	808	.....	181	626	2,821	15	1,935	283	1,787	323
	France.....	9,806	29,043	12,326	31,912	9,640	29,755	7,833	23,177	9,028	14,636
	Germany.....	5,094	10,703	3,953	14,430	8,296	7,567	4,671	13,669	11,198	11,257
	Holland.....	323	6,521	2,568	6,608	233	3,948	2,041	5,916	2,805	5,448
	Turkey.....	5,921	.....	4,752	.....	6,359	.....	6,812	.....	2,146	.....



7-8 EDWARD VII., A. 1908

No. 15.—STATEMENT (by Countries) of the Values of the Principal Articles, both Dutiable and Free, Imported, &c.—*Continued.*

ARTICLES IMPORTED.	Countries.	1903.		1904.		1905.		1906.		1907 (9 mos.)	
		Dutiable.	Free.	Dutiable.	Free.	Dutiable.	Free.	Dutiable.	Free.	Dutiable.	Free.
Slate and manufactures..	G. B.	256	..	273	..	542	..	844	..	3,908	..
	U. S.	77,804	..	82,513	..	86,230	..	109,042	..	88,789	..
	Germany.	5,764	..	2,116	..	6,118	..	2,897	..	2,724	..
	O. C.	554	..	1,249	..	338	..	338	..	249	..
		84,438	..	86,151	..	93,228	..	113,151	..	95,670	..
Soap.	G. B.	34,845	..	38,904	..	41,440	279	44,730	441	37,655	390
	U. S.	250,700	..	301,319	22	319,215	602	386,745	247	319,304	697
	France.	56,780	..	74,549	..	66,435	..	72,785	..	80,594	..
	Germany.	1,742	..	1,279	..	2,258	..	1,565	..	1,342	..
	Italy	2,375	..	2,789	..	3,628	..	4,780	..	1,520	..
	O. C.	112	..	258	..	152	..	836	..	260	..
		346,554	..	419,098	22	433,128	881	511,441	688	440,075	1,087
Spices.	G. B.	127,106	..	139,378	..	143,427	..	135,918	..	91,200	..
	U. S.	63,520	..	91,402	..	69,162	..	74,586	..	54,778	..
	B. E. Indies	17,587	..	22,266	..	31,981	..	75,290	..	31,476	..
	B. W. Indies	16,669	..	22,442	..	9,973	..	4,357	..	9,781	..
	China.	4,074	..	3,411	..	3,762	..	3,613	..	4,251	..
	Japan.	4,624	..	3,159	..	3,084	..	4,083	..	1,356	..
	O. C.	2,877	..	1,196	..	909	..	2,109	..	970	..
		236,457	..	283,254	..	262,298	..	299,356	..	196,812	..
Spirits and wines.	G. B.	956,771	..	1,066,053	..	1,056,806	..	1,227,501	..	1,002,919	..
	U. S.	91,204	..	102,633	..	185,479	..	113,367	..	73,956	..
	Belgium.	134	..	45	..	728	..	105	..	23	..
	Australasia— Australia.	14	..	64	..	299	..	317	..	406	..
	New Zealand	..	..	..	..	..	..	..	..	..	..
	B. Guiana.	6,926	..	6,990	..	10,066	..	10,166	..	10,126	..

## SESSIONAL PAPER No. 10

B. W. Indies.....	10,537	10,336	11,211	13,041	7,985
China.....	15,249	15,348	17,144	17,257	14,727
Denmark.....	82	137	281		193
France.....	816,621	894,636	979,522	1,019,839	835,765
French Africa.....		199			
Germany.....	17,531	8,608	18,699	17,015	11,984
Holland.....	286,061	337,762	288,632	266,016	225,370
Hong Kong.....	5,933	5,468	7,996	11,464	9,492
Italy.....	10,595	13,330	16,616	11,842	14,298
Japan.....	6,814	5,401	9,225	11,347	11,390
Malacca.....	290		716		
Newfoundland.....	1,066	1,190	1,030	1,000	353
Norway & Sweden.....	290	1,027	18	724	1,431
Portugal.....	43,159	53,978	53,151	51,041	38,357
Spain.....	128,935	123,175	130,667	151,998	103,012
St. Pierre.....	1,241	878	700	657	709
Switzerland.....	755	1,031	671	315	538
O. C.....	1,392	1,173	1,085	818	2,235
	2,401,581	2,648,162	2,810,702	2,925,920	2,365,269
					9
Sponges.....					
G. B.....	19,154	12,720	6,665	12,068	5,131
U. S.....	31,692	23,243	23,253	34,319	27,398
B. W. Indies.....	1,123	2,153	2,250	2,569	3,025
Cuba.....	1,743		2,078	1,940	50
France.....	504	45	85	220	1,622
Germany.....	149	25	111	167	104
O. C.....	22		709	238	486
	54,437	38,486	35,111	51,521	37,816
Starch, including farina and corn starch.....					
G. B.....	14,281	14,679	12,437	14,361	11,372
U. S.....	45,302	27,246	22,860	21,342	15,287
Belgium.....	87	309		555	
B. E. Indies.....					3,619
B. W. Indies.....	4				2,644
China.....	556	702	798	471	757
Germany.....	2,310	611	1,727	1,088	300
Hong Kong.....	1,055	645	914	1,126	837
Holland.....		2,757	454	481	1,839
Japan.....	23	28	77	51	429
O. C.....	33	109	653	1,100	
	63,651	47,086	39,940	40,575	37,084



No. 15.—STATEMENT (by Countries) of the Values of the Principal Articles, both Dutiable and Free, Imported, &c.—*Continued.*

ARTICLES IMPORTED.	Countries.	1903.		1904.		1905.		1906.		1907 (9 mos.)	
		Dutiable.	Free.	Dutiable.	Free.	Dutiable.	Free.	Dutiable.	Free.	Dutiable.	Free.
Stone and manufactures of	U. B.	63,404	5,138	102,376	3,630	114,699	4,276	104,359	46,847	79,517	35,008
	U. S.	181,751	126,147	208,026	109,390	251,829	105,024	335,410	166,635	313,423	221,200
	Belgium	41	165	262	11,589	637	574	331	73	244	...
	France	705	199	1,477	9,143	2,367	10,576	1,254	15,942	959	7,373
	Germany	2,545	221	9,339	715	6,583	1,847	4,677	436	6,549	146
	O. C.	396	1	302	15	628	...	317	...	359	...
		248,842	125,871	321,782	134,482	376,743	122,297	446,348	229,933	401,051	263,727
Sugar, molasses, &c.:— Sugar, all kinds	U. B.	74,997	...	242,293	...	574,722	...	784,206	...	662,076	...
	U. S.	136,765	...	231,518	...	35,475	...	23,727	...	15,631	...
	Arg. Republic	...	...	...	...	56,128	...	4,348	...	...	...
	Austria-Hungary	38,994	...	127,340	...	5,942	...	2,070	...	283	...
	Belgium	430,451	...	523,585	...	351,051	...	397,464	...	14,016	...
	British Africa	...	...	...	...	...	...	272,535	...	...	...
	B. Australasia:— Australia	...	...	...	...	...	...	...	...	...	...
	New Zealand	...	...	...	...	...	...	...	...	...	...
	B. E. Indies	...	...	211,171	...	...	...	5,432	...	...	...
	B. Guiana	571,481	...	2,180,342	...	2,490,347	...	2,031,772	...	3,016,251	...
	B. W. Indies	1,094,785	...	3,854,903	...	5,041,836	...	4,200,538	...	1,421,236	...
	Central Am. States	...	...	...	...	3,609	...	33,027	...	...	...
	China	347	...	282	...	14,158	...	361	...	924	...
	Cuba	...	...	...	...	...	...	...	...	...	...
	Dutch E. Indies	410,976	...	445,438	...	670,751	...	595,652	...	711,214	...
	Fiji	231,333	...	...	...	416,235	...	454,333	...	189,847	...
	France	145,967	...	520	...	...	...	...	...	6	...
	Germany	3,116,741	...	368,717	...	18,947	...	...	...	...	...
	Holland	39,864	...	11,836	...	...	...	...	...	...	...
	Hong Kong	22,455	...	1,211	...	...	...	4,090	...	45	...
	Mexico	...	...	...	...	1,812	...	30,889	...	...	...
	Peru	157,829	...	273,394	...	175,300	...	70,141	...	...	...
	Porto Rico	76	...	134	...	22	...	...	...	931	...

## SESSIONAL PAPER No. 10

Russia.....	43,395	41,230	2	.....	.....	296	.....
O. C. ....	15	11	.....	.....	.....	6,028,215	.....
6,472,935	8,522,004	9,897,579	8,930,587	.....	.....	.....	.....
Molasses .....	.....	.....	.....	.....	.....	.....	.....
G. B. ....	1,161	1,338	.....	.....	.....	1,948	.....
U. S. ....	179,908	218,968	3,622	532	3,315	63,285	3,633
B. Australasia :—	314	.....	.....	7,927	81,846	.....	.....
Australia.....	145	155	.....	.....	92	.....	.....
New Zealand.....	.....	.....	.....	.....	.....	.....	.....
B. Guiana.....	.....	528	.....	88	.....	1,172	.....
B. W. Indies.....	349,318	418,484	48,730	694,030	1,822	778,360	335,513
Cuba.....	.....	.....	.....	7,892	9,163	3,495	.....
Dan. W. Indies.....	191	1,727	.....	7,110	.....	6,936	.....
Porto Rico.....	286,842	293,945	.....	351,917	211,171	41,249	.....
O. C. ....	945	6,291	.....	360	600	245	.....
818,510	971,436	462,964	311,012	702,577	.....	117,179	339,176
Sugar candy, confectionery, sweet- ened gums and candied peels, glucose or grape sugar and sac- charine, including maple sugar and maple syrup.....	.....	.....	52,352	.....	.....	.....	.....
G. B. ....	108,135	129,594	.....	.....	162,181	176,030	.....
U. S. ....	122,875	126,697	.....	.....	173,878	140,874	.....
China.....	1,127	1,130	.....	.....	1,251	1,288	.....
France.....	7,774	9,643	.....	.....	10,896	11,325	.....
Germany.....	1,555	889	.....	.....	.....	178	.....
Holland.....	192	301	.....	.....	740	10	.....
Italy.....	1,128	1,190	.....	.....	1,922	377	.....
Switzerland.....	117	1,515	.....	.....	956	1,942	.....
Turkey.....	236	365	.....	.....	806	1,383	.....
O. C. ....	1,191	2,075	.....	.....	1,439	1,798	.....
244,415	273,399	274,056	356,072	.....	.....	335,205	.....
Recapitulation.....	.....	.....	.....	.....	.....	.....	.....
Sugar, molasses, &c.....	.....	.....	.....	.....	.....	.....	.....
G. B. ....	184,203	373,225	.....	532	949,705	840,054	.....
U. S. ....	439,488	577,183	3,622	7,927	281,451	219,190	3,633
Arg. Republic.....	.....	.....	.....	.....	1,348	.....	.....
Austria-Hungary.....	38,994	127,310	.....	.....	5,147	572	.....
Belgium.....	430,763	524,815	.....	.....	397,701	14,498	.....
B. Africa.....	.....	.....	.....	.....	272,535	.....	.....
B. Australasia :—	.....	.....	.....	.....	.....	.....	.....
Australia.....	145	203	.....	.....	92	.....	.....
New Zealand.....	.....	.....	.....	.....	41	.....	.....
B. E. Indies.....	3	211,171	.....	.....	5,432	.....	.....
B. Guiana.....	571,181	2,180,870	.....	88	2,051,772	3,016,251	.....



## SESSIONAL PAPER No. 10

Tobacco and manufactures of	Hong Kong.....	5,465	362	5,575	5,868	2,750	123
	Japan.....	673,213		978,114	869,495	562,317	577,339
	O. C.....	434			8		74
		65,813	45,759	1,649,681	23,055	28,488	28,324
		3,407,209			3,654,565	3,638,508	3,157,087
	G. B.....	132,940	131,160	3,001	1,363	123,948	139,649
	U. S.....	102,948	139,213	2,763,529	2,502,901	298,516	164,933
	Austria-Hungary.....		601		2,171	1,614	632
	Belgium.....	89	680		90	228	3
	B. E. Indies.....	342	167		109	115	4,115
	B. W. Indies.....	1,752	1,310	831	1,299	1,097	1,165
	China.....	840	1,751		2,894	2,597	2,327
	Cuba.....	250,861	285,652	80,412	39,919	374,504	363,410
	Egypt.....	16,437	20,173		19,476	21,350	20,539
	France.....	808	1,132	918	2,800	2,800	845
	Germany.....	5,379	1,972	28,557	55	1,983	1,129
	Holland.....	296	56	1,062	7,917	148	109
	Hong Kong.....	787	847		1,599	1,599	896
	Japan.....	530		22	25		51
	Mexico.....	8,088	4,080		1,667	1,667	1,603
	Philippines.....	14,184	12,831		8,187		16,829
	Porto Rico.....	93	941				
	Switzerland.....	60	56		62	295	
	Turkey.....		86	103	91	167	151
	O. C.....	1,087	1,275	264	1,171	3,041	2,129
		537,511	623,983	2,880,792	2,545,713	754,002	720,836
						2,693,225	2,963,085
	G. B.....	162,892	228,111			253,139	199,238
	U. S.....	34,667	36,854		217,579	37,548	33,781
	Austria-Hungary.....	23,358	34,031		29,336	36,421	49,610
	Belgium.....	145	485		43,169	187	400
	France.....	107,443	111,995		1,290	187	41,869
	Germany.....	38,651	31,710		84,551	86,196	9,145
	Italy.....				28,175	28,284	
	Switzerland.....	399	517		2,308	59	100
	O. C.....	1,285	1,044		525	30	497
		308,603	441,747		407,066	1,159	337,910

Tobacco pipes of all kinds, pipe  
mounts, cigar and cigarette hold-  
ers and cases for same, smokers'  
sets and cases therefor and tobacco  
pouches

No. 15.—STATEMENT (by Countries) of the Values of the Principal Articles, both Dutiable and Free, Imported, &amp;c.—Continued.

ARTICLES IMPORTED.	Countries.	1903.		1904.		1905.		1906.		1907 (9 mos.)	
		Dutiable.	Free.	Dutiable.	Free.	Dutiable.	Free.	Dutiable.	Free.	Dutiable.	Free.
Trunks, pocketbooks, purses, hat-boxes, carpet bags and satchels.	G. B.	28,974	§	46,015	§	45,439	§	58,537	§	52,536	§
	U. S.	187,840		163,942		204,262		208,692		147,109	
	Austria-Hungary.	1,670		1,467		5,207		2,819		4,337	
	France.	12,489		10,711		9,193		9,032		7,421	
	Germany.	34,122		45,232		30,123		23,075		22,490	
	Japan.	45		1,232		1,697		2,715		2,416	
Turpentine, spirits of.	O. C.	549		574		270		794		625	
		265,689		273,173		296,691		305,684		236,434	
	G. B.	2,350		2,910		3,469		5,329		841	
	U. S.	431,768		420,340		456,443		597,730		294,359	
	O. C.										
		437,058		423,250		459,912		603,059		295,200	
Umbrellas, parasols and sunshades.	G. B.	50,431		48,224		43,629		42,131		44,038	
	U. S.	9,147		7,221		9,136		9,081		8,711	
	France.	433		355		299		837		272	
	Germany.	1,792		623		376		374		24	
	O. C.	238		308		293		679		514	
		62,041		56,734		53,784		53,122		53,559	
Varnish, lacquers, dryers, collodion and oil varnish.	G. B.	33,424		33,972	40	44,327	341	58,076	493	30,617	18
	U. S.	108,681	116	94,756	765	103,908	99	110,532	475	74,543	128
	France.	418	736	230		259		331		250	
	O. C.	5		157		51		48		220	
		142,528		129,115		148,545		108,987		105,630	
		852		805		440		568		146	



Vegetables.	G. B. . . . .	29,722	92,697	74,651	60,256	40,542
	U. S. . . . .	607,600	520,600	811,401	628,368	388,037
	Belgium . . . .	1,627	2,801	2,801	1,460	1,530
	B. Australasia : —					
	Australia . . .		1,788	6,086	2,608	91
	New Zealand . .				668	
	B. W. Indies . .	1,966	1,553	1,585	154	227
	China . . . . .	16,811	11,068	15,505	13,723	10,272
	Egypt . . . . .	281	4,515	3,477	126	
	France . . . . .	37,626	48,990	52,382	61,014	49,961
	Germany . . . .	5,866	974	5,299	10,579	551
	Hong Kong . . .	4,894	5,020	6,041	6,485	5,359
	Japan . . . . .	3,229	5,689	9,852	8,651	11,223
	Spain . . . . .	14,525	2,511	2,634	6,346	9,063
	O. C. . . . .	307	1,904	1,163	1,695	3,268
		717,866	700,110	992,277	802,413	520,135
Watches and parts of.	G. B. . . . .	22,526	22,382	23,519	27,210	23,856
	U. S. . . . .	700,474	701,527	660,315	635,718	617,952
	Austria-Hungary .		39	406	3,028	23,928
	France . . . . .	11,878	13,795	25,155	38,399	16,406
	Germany . . . . .	8,459	3,363	5,862	6,219	3,212
	Switzerland . . .	129,348	202,658	185,451	165,339	125,490
	O. C. . . . .	68	412	78	211	86
		872,753	916,576	900,846	936,154	810,930
Webbing, elastic and non-elastic.	G. B. . . . .	48,148	65,754	70,223	64,226	55,219
	U. S. . . . .	110,896	132,791	110,828	134,710	118,547
	France . . . . .	2,885	2,645	1,328	2,000	3,617
	Germany . . . .	2,241	322	1,156	1,723	
	O. C. . . . .	220	637		316	136
		164,393	202,149	183,835	203,586	179,272
Wood and manufactures of . . . .	G. B. . . . .	101,811	13,517	101,475	107,244	99,520
	U. S. . . . .	1,678,101	5,023,638	2,258,448	2,322,802	1,904,973
	Austria-Hungary .	2,978	7,789	9,179	10,924	5,989,059
	Belgium . . . . .	302	622	1,314	1,750	6,765
	B. Australasia : —					179
	Australia . . . .		599	4,382	13	22,955
	New Zealand . .					27
	B. E. Indies . . .	131	1,259	138	149	155
					20	
						14,581
						5,744,823
						84
						27
						9,514

No. 15.—STATEMENT (by Countries) of the Values of the Principal Articles, both Dutiable and Free, Imported, &c.—*Concluded*.

ARTICLES IMPORTED.	Countries.	1903.		1904.		1905.		1906.		1907 (9 mos.)	
		Dutiable.	Free.	Dutiable.	Free.	Dutiable.	Free.	Dutiable.	Free.	Dutiable.	Free.
Wood and manufactures of— <i>Con.</i>	B. W. Indies . . .	1,358	611	1,382	916	282	318	6	41	194	7
	China . . .	906	..	2,674	..	1,282	40	1,911	80	2,958	2,309
	France . . .	9,088	..	7,729	..	13,777	180	16,850	580	13,508	621
	Germany . . .	28,458	1,130	22,550	1,886	22,137	71	22,675	178	16,361	313
	Holland . . .	469	..	215	373	2,581	15	1,230	435	6	..
	Hong Kong . . .	214	2	260	..	1,214	407	2,276	275	793	706
	Italy . . .	2,481	..	1,344	..	3,491	..	915	..	2,390	..
	Japan . . .	4,303	367	4,170	1,238	8,163	2,583	9,514	1,868	10,370	22,478
	Newfoundland . .	..	1,708	410	4,391	348	10,973	17	6,019	42	20,346
	Norway & Sweden .	405	..	124	..	4,513	..	3,613	..	2,046	..
	Portugal . . .	17,145	11,039	14,698	10,601	7,505	8,268	48,279	12,452	39,487	6,619
	Spain . . .	77,631	11,414	81,741	8,881	85,349	9,914	90,918	174	58,334	550
	O. C. . .	1,472	246	1,636	608	1,155	70	295	32	302	15
		1,926,353	5,064,061	2,432,428	6,967,014	2,525,424	6,015,097	2,640,781	6,015,589	2,160,353	5,822,969
Wool and manufactures of . . .	G. B. . .	11,134,201	790,496	12,799,799	984,389	13,153,729	1,134,112	14,775,868	967,454	12,611,320	878,104
	U. S. . .	396,211	351,509	494,041	271,496	524,066	305,670	626,572	400,388	407,791	172,675
	Arg. Republic . .	..	29,985	..	60,536	..	90,697	..	43,639	..	..
	Austria-Hungary .	4,098	..	73,333	2,649	75,153	1,395	87,242	..	91,474	..
	Belgium . . .	28,924	12,467	38,631	9,794	48,807	20,603	54,951	9,779	49,844	5,739
	B. Africa . . .	..	22,188	..	3,395	..	7,458	..	9,727	..	10,691
	B. Australasia :—	..	..	..	..	..	..	..	..	..	..
	Australia . . .	..	9,318	..	26,564	..	35,997	..	63,580	34	31,777
	New Zealand . .	175	..	225	4,338	..	28,444	..	183,588	23	67,550
	B. E. Indies . .	1,496	..	..	..	..	..	..	1,409	746	..
	B. W. Indies . .	..	..	108	..	..	..	..	276	1,600	..
	China . . .	1,255	1,865	1,190	327	2,321	..	1,561	4,886	687	6,362
	France . . .	865,052	288,400	842,565	250,369	908,636	305,241	1,117,644	195,860	1,041,770	87,336
	Germany . . .	1,170,489	7,875	921,330	2,741	821,427	665	749,416	2,777	622,759	..
	Holland . . .	504	..	1,795	..	2,503	..	1,373	596	5,536	..
	Italy . . .	51	3,257	139	10,275	1,655	10,344	444	8,384	470	2,041
	Japan . . .	50	..	1,661	..	2,849	..	642	..	983	..
	Mexico . . .	..	..	..	..	11,398	..	75	..	..	97



No. 16.—STATEMENT (by Countries) of the Values of the Principal Articles Exported during each Fiscal Year, 1903 to 1907.

(ABBREVIATIONS)—*G.B.*, Great Britain. *U.S.*, United States. *B.W.*, British West. *B.E.*, British East. *D.W.*, Dutch West. *O.C.*, Other Countries.

ARTICLES EXPORTED.	Countries.	1903.	1904.	1905.	1906.	1907 (9 mos.)
		\$	\$	\$	\$	\$
Animals living:—						
Horned cattle, one year old or less . . . . .	G. B. . . . .			75	1,215	
	U. S. . . . .	59,752	25,139	17,907	23,661	8,275
	B. Africa . . . . .				4,370	30
	Newfoundland . . . . .	106	1,057	4,041	4,097	2,052
	St. Pierre . . . . .	593	488	590	224	77
	O. C. . . . .	20			1,400	
		60,471	26,684	22,613	34,967	10,434
Horned cattle, over one year old . . . . .	G. B. . . . .	10,842,438	10,112,551	11,047,092	11,074,198	10,200,137
	U. S. . . . .	260,166	108,153	146,587	185,213	471,620
	Arg. Republic . . . . .		5,000			
	Belgium . . . . .	88,550	63,305			
	B. Africa . . . . .		36,285	31,410	48,350	9,170
	B. W. Indies . . . . .	4,977	1,190	2,463	1,930	1,477
	France . . . . .			21,070	164,330	113,250
	Holland . . . . .		49,280		58,100	47,950
	Japan . . . . .				5,900	
	Newfoundland . . . . .	78,790	83,327	89,316	101,783	70,914
	St. Pierre . . . . .	34,345	15,416	12,398	12,980	8,717
	O. C. . . . .	525	2,730	430	1,800	
		11,309,791	10,477,237	11,350,766	11,654,584	10,923,235
Horses, one year old or less . . . . .	G. B. . . . .					
	U. S. . . . .	5,045	975	2,325	3,055	495
	Newfoundland . . . . .		695		60	185
		5,045	1,670	2,325	3,115	680
Horses, over one year old . . . . .	G. B. . . . .	224,845	26,900	39,850	42,505	21,175
	U. S. . . . .	777,681	568,752	669,612	812,830	731,660
	B. Africa . . . . .		6,750	7,470	10,800	62,200
	B. Guiana . . . . .	1,615	800	200		
	B. W. Indies . . . . .	9,900	7,555	16,080	11,460	2,875
	Newfoundland . . . . .	18,642	36,570	18,101	16,233	6,753
	St. Pierre . . . . .	680	130	85	610	
	O. C. . . . .			475		
		1,033,363	647,457	751,873	894,468	824,663
Sheep, one year old or less . . . . .	G. B. . . . .	94,386	127,592	112,417	29,800	13,281
	U. S. . . . .	893,336	725,420	572,597	610,078	883,291
	B. W. Indies . . . . .	828		510	951	
	Newfoundland . . . . .	297	431	237	1,404	
	St. Pierre . . . . .	791	616	967	485	316
		989,638	854,059	686,728	643,318	896,888

## SESSIONAL PAPER No. 10

No. 16.—STATEMENT (by Countries) of the Values of the Principal Articles Exported, &c.—*Continued.*

ARTICLES EXPORTED.	Countries.	1903.	1904.	1905.	1906.	1907 (9 mos.)
		\$	\$	\$	\$	\$
Animals, living— <i>Con.</i> !						
Sheep, over one year old....	G. B. ....	562,501	593,766	595,881	244,053	213,905
	U. S. ....	70,966	71,782	96,236	265,099	189,772
	Belgium.....	3,774	5,400			
	B. Africa.....		275	575	5,133	170
	B. Guiana.....	771	363	547	102	
	B. W. Indies.....	14,355	7,468	9,940	4,103	2,785
	Newfoundland....	10,034	9,500	10,799	9,862	10,215
	St. Pierre.....	6,835	4,884	4,400	2,335	1,422
	O. C. ....					150
		669,236	693,438	718,378	530,687	418,419
Swine .....	G. B. ....	700			2,700	
	U. S. ....	316,397	23,854	39,146	8,424	11,237
	Newfoundland....	2,792	99	483	318	32
	St. Pierre.....	2,242	1,694	1,045	1,269	1,089
	O. C. ....	238	398	634	100	75
		322,369	26,045	41,308	12,811	12,433
Poultry and other.....	G. B. ....	774	3,751	170	188	508
	U. S. ....	62,083	84,779	67,059	104,675	74,229
	B. Guiana.....	33	72	268	10	
	B. W. Indies.....	1,198	1,260	1,693	623	1,246
	Newfoundland....	107	1,152	158	32	3,864
	St. Pierre.....	1,353	1,420	1,250	800	919
	O. C. ....	115	160	1,659	1,059	113
		65,663	92,594	72,257	107,387	86,879
<i>Recapitulation.</i>						
Animals, living. ....	G. B. ....	11,723,644	10,864,560	11,795,485	11,394,659	10,449,006
	U. S. ....	2,445,426	1,608,854	1,611,469	2,013,635	2,370,579
	Belgium.....	92,439	68,855			
	B. Africa.....		43,310	41,389	69,638	71,570
	B. Guiana.....	3,067	1,385	1,445	1,592	
	B. W. Indies.....	31,393	17,771	31,040	19,067	8,383
	France.....			21,070	164,330	113,250
	Holland.....		49,280		58,100	47,950
	Japan.....		100	400	5,900	45
	Newfoundland....	110,768	132,831	123,135	133,789	94,015
	St. Pierre.....	46,839	24,648	20,735	18,733	12,540
	O. C. ....		7,590	80	1,894	293
		14,453,576	12,819,184	13,646,248	13,881,337	13,167,631
Ashes, including pot and pearl ashes .....	G. B. ....	34,652	27,766	33,417	26,028	18,102
	U. S. ....	79,384	73,022	64,224	75,266	45,224
	Belgium.....	2,636	1,025		649	
	B. Australasia:—					
	Australia.....	645				
	New Zealand....				377	
	China.....					4,410
	France.....			700	3,282	1,738
	O. C. ....	14	48	32	42	25
		117,331	101,861	98,373	105,644	69,499



7-8 EDWARD VII., A. 1908

No. 16.—STATEMENT (by Countries) of the Values of the Principal Articles  
Exported, &c.—*Continued.*

ARTICLES EXPORTED.	Countries.	1903.	1904.	1905.	1906.	1907 (9 mos.)
		\$	\$	\$	\$	\$
Bones. . . . .	G. B. . . . .		966		1,500	
	U. S. . . . .	32,107	36,420	47,414	41,428	31,076
	Belgium. . . . .				400	610
	Germany . . . . .		1,030			
	O. C. . . . .	121				
		32,228	38,416	47,414	43,328	31,686
Books, pamphlets, maps, photographs, &c. . . . .	G. B. . . . .	52,013	71,325	64,593	100,307	55,288
	U. S. . . . .	125,586	139,475	166,449	165,604	129,686
	Arg. Republic . . . . .		110	2,365	233	125
	Belgium. . . . .	270	1,264	5,119	7,198	180
	B. Africa. . . . .	1,337	5,409	2,899	3,322	1,056
	B. Australasia :—					
	Australia. . . . .	8,696	10,008	7,008	2,705	1,650
	New Zealand . . . . .	1,196	1,546	1,756	1,795	359
	B. E. Indies. . . . .	443	790	133	1,029	411
	B. Guiana. . . . .	295	428	301	250	140
	B. W. Indies. . . . .	4,543	4,794	5,285	10,606	3,445
	China . . . . .	403	1,100	723	866	612
	Cuba. . . . .	283	1,734	2,042	2,693	651
	France. . . . .	163	2,280	691	3,415	235
	Germany . . . . .	386	2,339	438	280	138
	Holland. . . . .	10	248	105	7,744	
	Italy . . . . .			8	2,017	8,140
	Mexico . . . . .		456	113	1,144	
	Newfoundland . . . . .	11,377	11,830	11,318	15,452	13,593
	Porto Rico . . . . .			69	133	13
	O. C. . . . .	2,638	2,507	1,561	3,009	2,760
		209,639	257,643	272,976	329,802	218,482
Breadstuffs :—						
Grain—						
Barley . . . . .	G. B. . . . .	291,032	330,401	767,647	1,358,036	884,541
	U. S. . . . .	17,148	39,036	46,225	21,715	8,408
	Belgium. . . . .	130,801	81,043	65,785	36,068	11,245
	B. Guiana. . . . .		82	10		
	B. W. Indies. . . . .	161	1,249	113	102	5
	Germany . . . . .		600	10,556	3,711	
	Holland. . . . .		32,878	3,097	1,008	
	Mexico. . . . .					24,786
	Newfoundland . . . . .	8	166	47	2	
	O. C. . . . .	18,083	3,982			
		457,233	489,437	893,480	1,420,642	928,985
Beans . . . . .	G. B. . . . .	7,327	5,988	49,826	28,763	7,396
	U. S. . . . .	54,017	102,582	32,380	21,083	19,068
	Belgium. . . . .	828		9,362		
	B. Guiana. . . . .	36		6,372	67	931
	B. W. Indies. . . . .	846	1,326	54,768	1,643	4,489
	Cuba. . . . .	7,482	15,120	21,301	11,494	9,667
	Dan. W. Indies. . . . .	94	20		12	23
	France. . . . .	3,080	3,243	105,611	72,321	5,666
	F. W. Indies. . . . .	8		11,281	1,027	
	Germany. . . . .			9,528		
	Holland. . . . .			2,062		
	Newfoundland . . . . .	1,821	3,122	3,365	1,829	1,455
	O. C. . . . .	4,262	2,168		2,433	228
		79,801	133,569	305,856	140,672	48,923

## SESSIONAL PAPER No. 10

No. 16.—STATEMENT (by Countries) of the Values of the Principal Articles  
Exported, &c.—*Continued.*

ARTICLES EXPORTED.	Countries.	1903.	1904.	1905.	1906.	1907 (9 mos.)
		\$	\$	\$	\$	\$
Breadstuffs— <i>Con.</i>						
Grain— <i>Con.</i>						
Buckwheat	G. B.	67,900	154,121	158,961	198,571	158,941
	U. S.	1,080	7,555	29,354	10,311	6,815
	Belgium	32,549	10,375	79,773	43,998	29,855
	B. Africa	1,741	5,066	2,329	3,180	387
	Germany	71,640	51,857	7,193	7,144	
	Holland		5,055	2,544	12,827	
	O. C.	484		940		4
		175,394	234,029	281,094	276,031	196,002
Indian corn	G. B.	963,282	2,463,829	2,930,196	2,527,029	2,075,301
	U. S.	2,073	3,081	3,418	530	309
	Belgium	34,650	10,395	27,286	47,117	
	B. Africa	18,293	58,682	1,233		
	B. W. Indies	1,630	1,665	24	453	4
	France	23,034				
	Germany	29,542	223,528		60,715	14,681
	Holland	12,175	13,693			
	Newfoundland	922	419	208	236	18
	St. Pierre		605	2	125	
	O. C.				5	
		1,085,601	2,775,807	2,962,367	2,636,210	2,090,313
Oats	G. B.	1,909,231	1,213,413	786,719	1,425,105	1,585,663
	U. S.	41,227	62,690	31,058	167,040	199,401
	Belgium	78,515	12,301	931	43,655	941
	B. Africa	143,818	14,990	1,295	315	1,338
	B. Australasia:—					
	Australia	51,378		2,914		188
	New Zealand		6			
	B. Guiana	26,358	15,272	17,561	15,672	18,243
	B. W. Indies	162,151	140,460	135,312	102,328	101,645
	Cuba	52,863	25,070	9,765	3,420	10,694
	Dan. W. Indies	89	69	39	25	
	France	794			435	
	Germany				2,066	371
	Holland		3,283		424	
	Italy	22,673				
	Newfoundland	89,409	112,125	101,483	96,527	105,962
	Russia	49,950				
	St. Pierre	1,950	1,300	616	660	421
	O. C.	2,480	2,482	38	652	1,924
		2,632,886	1,603,461	1,087,731	1,858,324	1,936,791
Pease	G. B.	476,714	525,102	310,397	332,858	330,544
	U. S.	210,036	241,374	157,896	146,926	104,779
	Belgium	138,207	2,572	11,317		345
	B. Africa	10,255	16,241	8,592	5,387	9,573
	B. Australasia:—					
	Australia	1,050	445			
	New Zealand					120
	B. Guiana	35,463	59,017	52,792	51,217	43,197
	B. W. Indies	74,406	77,994	48,647	87,013	83,656
	Dan. W. Indies	526	290	156	228	273
	France	44,078	144,951	90,325	102,125	48,743
	Germany		4,084	843	793	
	Holland	35,582	35,406	20,725	1,660	
	Newfoundland	24,554	19,777	15,661	28,290	21,540
	O. C.	5,395	6,015	1,604	827	511
		1,056,266	1,133,268	718,453	757,324	643,281

No. 16.—STATEMENT (by Countries) of the Values of the Principal Articles Exported, &c.—*Continued.*

ARTICLES EXPORTED.	Countries.	1903.	1904.	1905.	1906.	1907 (9 mos.)
		\$	\$	\$	\$	\$
Breadstuffs— <i>Con.</i>						
Grain— <i>Con.</i>						
Rye .....	G. B. ....	600,584	194,442	.....	81,865	30,970
	U. S. ....	.....	19,992	12,266	2	.....
	Belgium .....	31,027	957	434	10,807	.....
	B. Africa .....	37,494	9,800	.....	.....	.....
	France .....	.....	10,300	.....	.....	.....
	Germany .....	31,374	31,090	.....	.....	.....
	O. C. ....	809	64	.....	9	20
		701,288	266,645	12,700	92,683	30,990
Wheat .....	G. B. ....	26,864,708	17,309,285	9,600,768	30,623,824	20,710,973
	U. S. ....	536,264	22,036	2,577,531	2,981,608	630,349
	Belgium .....	862,007	487,548	327,658	308,892	88,714
	B. Africa .....	70,807	90,419	6,670	57,419	40,660
	B. Australasia:—					
	Australia .....	69,615	8,000	.....	105	917
	New Zealand .....	3,000	.....	.....	.....	.....
	China .....	.....	.....	.....	6	23,451
	France .....	.....	32,816	.....	60,049	45,942
	Germany .....	537,453	178,816	.....	103,684	41,591
	Holland .....	77,317	84,420	.....	800	.....
	Italy .....	66,298	.....	.....	.....	.....
	Japan .....	.....	602	.....	.....	1,525
	Mexico .....	.....	.....	.....	22,695	.....
	Newfoundland .....	4	20	14	.....	40
	O. C. ....	1,308	11,563	.....	.....	14
		29,088,781	18,225,525	12,512,641	34,159,082	21,584,176
Grain, all other .....	G. B. ....	.....	.....	.....	.....	1,120
	U. S. ....	529	404	9,925	825	7,319
	O. C. ....	2,770	.....	31	1,414	250
<i>Recapitulation.</i>		3,299	404	9,956	2,239	8,689
Grain .....	G. B. ....	31,180,778	22,196,581	14,664,514	36,576,051	25,785,449
	U. S. ....	862,374	498,750	2,899,553	3,350,040	886,448
	Belgium .....	1,308,584	605,191	522,546	490,537	131,100
	B. Africa .....	299,531	195,653	20,119	66,461	52,176
	B. Australasia:—					
	Australia .....	126,493	8,445	2,914	105	1,105
	New Zealand .....	3,000	6	.....	.....	120
	B. Guiana .....	61,857	74,371	76,735	66,956	62,371
	B. W. Indies .....	239,229	222,707	238,864	192,845	189,813
	China .....	770	.....	.....	6	23,461
	Cuba .....	61,105	42,665	31,066	15,084	20,361
	Denmark .....	.....	.....	.....	.....	.....
	Dan. W. Indies .....	709	379	195	265	296
	France .....	70,986	191,310	195,934	234,930	100,351
	F. W. Indies .....	8	.....	12,745	1,027	.....
	Germany .....	670,009	489,975	28,120	178,113	56,643
	Holland .....	125,074	174,645	28,423	16,719	.....
	Italy .....	95,221	.....	.....	.....	.....
	Japan .....	512	1,978	.....	.....	1,525
	Mexico .....	.....	.....	.....	22,563	26,230
	Newfoundland .....	116,727	135,629	120,809	127,001	129,276
	Porto Rico .....	.....	2,844	.....	94	52
	Russia .....	49,968	.....	.....	.....	.....
	St. Pierre .....	2,017	2,032	618	813	434
	U. S. of Colombia .....	379	45	.....	34	50
	O. C. ....	5,218	18,939	1,118	3,323	889
		35,280,549	24,862,145	18,784,278	41,343,207	27,468,150

## SESSIONAL PAPER No. 10

No. 16.—STATEMENT (by Countries) of the Values of the Principal Articles Exported, &c.—*Continued.*

ARTICLES EXPORTED.	Countries.	1903.	1904.	1905.	1906.	1907 (9 mos.)
		\$	\$	\$	\$	\$
Breadstuffs— <i>Con.</i>						
Grain products :—						
Bran .....	G. B. ....	93,292	117,606	118,953	155,298	127,146
	U. S. ....	91,178	195,066	350,411	114,311	77,178
	Belgium.....	712	248	8,119	28,445	2,223
	B. Africa.....	10,292	745	6,230	558	565
	B. W. Indies.....	13,434	16,760	22,077	18,246	11,237
	Denmark.....	13,028	1,110	16,928	5,534	.....
	Germany.....	14,245	32,189	19,230	47,864	19,953
	Holland.....	.....	572	7,272	23,752	1,780
	Mexico.....	.....	.....	.....	.....	4,592
	Newfoundland.....	5,402	9,607	17,570	11,904	7,930
	Norway & Sweden.....	.....	.....	916	4,737	.....
	St. Pierre.....	374	461	267	182	8
	O. C. ....	143	.....	2,091	2,082	3,460
		242,100	374,364	570,064	412,913	256,072
Oatmeal.....	G. B. ....	481,605	644,219	587,964	492,084	488,699
	U. S. ....	888	1,529	138	3,478	90
	B. Africa.....	1,313	1,310	7,706	304	50
	B. Australasia :—					
	Australia.....	7,253	.....	.....	.....	.....
	New Zealand.....	.....	.....	.....	.....	.....
	Denmark.....	13,954	15,890	7,906	11,465	8,887
	France.....	.....	.....	5,280	.....	.....
	Germany.....	2,540	8,262	1,547	1,128	2,640
	Holland.....	4,893	34,654	8,105	11,476	2,690
	Newfoundland.....	14,688	18,114	9,341	4,126	3,496
	Norway & Sweden.....	10,605	32,666	11,593	15,292	26,162
	Russia.....	6	.....	880	1,858	11,731
	O. C. ....	404	43	773	1,070	10
		538,149	756,687	641,233	542,281	544,455
Wheat flour.....	G. B. ....	2,338,667	3,568,430	2,427,188	3,656,938	2,352,444
	U. S. ....	69,124	165,851	150,777	109,417	13,205
	Brazil.....	.....	.....	.....	2,000	1,600
	B. Africa.....	520,436	632,348	903,032	553,899	331,549
	B. Australasia :—					
	Australia.....	571,336	45,893	25,475	23,943	17,020
	New Zealand.....	16,261	.....	.....	.....	3
	B. E. Indies.....	960	.....	.....	4,495	.....
	B. Guiana.....	80,748	102,151	96,467	54,333	51,004
	B. W. Indies.....	152,668	204,201	642,707	329,417	186,862
	China.....	2,331	9,058	.....	6,280	82,168
	Cuba.....	168	1,955	900	12,220	.....
	Denmark.....	20,005	36,152	51,902	39,924	27,311
	Fiji.....	26,781	28,253	6,822	847	4,083
	France.....	.....	.....	4,865	6,348	.....
	F. W. Indies.....	7,647	59,123	23,284	16,392	945
	Germany.....	2,085	3,885	750	1,726	.....
	Holland.....	1,000	11,563	12,010	70,855	76,918
	Hong Kong.....	1,480	1,858	.....	1,944	8,565
	Japan.....	2,167	140,815	62,007	64,131	83,058
	Malta.....	.....	.....	2,150	17,423	25,779
	Mexico.....	.....	.....	.....	405	1,560
	Newfoundland.....	843,956	930,921	1,346,302	1,109,480	724,154
	Norway & Sweden.....	10,634	61,509	57,227	58,241	76,656
	Portuguese Africa.....	350	1,800	13,350	2,664	1,390
	Russia.....	22,019	95,453	31,242	14,878	24,112
	St. Pierre.....	6,440	9,064	23,199	21,176	3,228
	O. C. ....	3,388	20,732	8,602	10,378	1,902
		4,700,651	6,131,015	5,890,258	6,180,754	4,095,516

7-8 EDWARD VII., A. 1908

No. 16.—STATEMENT (by Countries) of the Values of the Principal Articles  
Exported, &c.—*Continued.*

ARTICLES EXPORTED.	Countries.	1903.	1904.	1905.	1906.	1907 (9 mos.)
		\$	\$	\$	\$	\$
Breadstuffs— <i>Con.</i>	U. S.					
Grain products— <i>Con.</i>	Newfoundland...	7,415	4,155	9,371	6,874	6,580
Malt.....	O. C. ....		163		87	
		7,415	4,318	9,371	6,961	6,580
Products of grain, all other						
N.E.S. ....	G. B. ....	23,310	25,720	15,342	24,431	26,683
	U. S. ....	1,314	1,864	10,483	2,337	2,794
	B. Africa. ....	2,277	22,709	1,699	789	
	B. W. Indies. ....	1,129	1,544	4,423	1,691	1,021
	Newfoundland ....	6,138	5,379	6,835	7,888	3,094
	St. Pierre.....	5	712	521	330	40
	O. C. ....	809	8	38	1,753	
		34,982	57,936	39,341	39,219	33,632
<i>Recapitulation.</i>						
Grain products. ....	G. B. ....	2,936,874	4,355,975	3,149,447	4,328,751	2,994,972
	U. S. ....	162,564	364,310	511,809	229,543	93,267
	Belgium. ....	712	1,928	8,119	29,215	2,223
	B. Africa. ....	534,318	657,275	918,667	555,550	332,164
	B. Australasia:—					
	Australia.....	578,589	45,893	25,475	23,943	17,020
	New Zealand....	16,261				3
	B. E. Indies. ....	960			4,495	
	B. Guiana. ....	80,856	102,159	96,858	55,753	51,015
	B. W. Indies. ....	167,572	222,548	669,612	349,441	199,130
	China.....	2,331	9,058		6,280	82,168
	Cuba.....	168	1,955	900	12,220	
	Denmark.....	46,987	53,152	76,736	47,923	36,198
	Fiji.....	26,924	28,253	6,822	847	4,083
	France.....			10,289	8,022	500
	F. W. Indies. ....	7,647	59,123	23,284	16,392	945
	Germany.....	19,221	44,336	21,527	50,718	22,593
	Hong Kong.....	1,480	1,858		1,944	8,565
	Holland.....	6,243	46,789	27,387	107,276	81,388
	Japan.....	2,167	140,815	62,008	64,131	83,958
	Malta.....			2,150	17,423	25,779
	Mexico.....				405	6,152
	Newfoundland....	877,599	968,176	1,389,419	1,140,272	745,254
	Norway & Sweden.	21,239	94,175	69,736	78,830	102,818
	Portugal.....			29		2,920
	Portuguese Africa.	350	1,800	13,350	2,664	1,390
	Russia.....	22,025	95,453	34,069	16,736	35,843
	St. Pierre.....	6,882	10,237	23,997	21,688	3,276
	U. S. of Colombia.	225				
	O. C. ....	3,163	19,052	8,577	11,666	3,531
		5,523,297	7,324,320	7,150,267	7,182,128	4,936,255
Breadstuffs, N.E.S.:—						
Cereal foods prepared...	G. B. ....			959,779	860,363	887,410
	U. S. ....			7,484	8,960	4,726
	Belgium.....			6,737	11,625	2,992
	B. Africa. ....			128,987	142,334	109,245
	B. Australasia:—					
	Australia.....			22,475	25,344	34,801
	New Zealand....			2,971	1,224	1,697
	B. Guiana.....			48		2,575
	B. W. Indies. ....			1,788	1,186	864
	Denmark.....			6,631	15,234	15,533
	France.....			4,892	1,070	
	Germany.....			5,958	3,675	401
	Holland.....			44,607	44,199	6,481
	Newfoundland....			6,519	4,806	5,281
	Norway & Sweden			65,686	50,099	37,802



## SESSIONAL PAPER No. 10

No. 16.—STATEMENT (by Countries) of the Values of the Principal Articles Exported, &c.—*Continued.*

ARTICLES EXPORTED.	Countries.	1903.	1904.	1905.	1906.	1907 (9 mos.)
		£	£	£	£	£
Breadstuffs— <i>Con.</i>						
Cereal foods prepared— <i>Con.</i>	Russia. ....			21,561	16,654	22,348
	O. C. ....			41	1,261	167
				1,286,164	1,188,634	1,132,233
Breadstuffs, other, N.E.S. ....	G. B. ....	19,485	14,924	22,156	30,109	17,875
	U. S. ....	5,801	7,621	20,283	9,420	2,784
	B. W. Indies. ....	19,438	17,104	17,457	21,546	20,890
	Dan. W. Indies. ....	28	14	13		
	Newfoundland. ....	2,819	9,382	3,261	6,466	2,095
	St. Pierre. ....	767	566	207	573	532
	O. C. ....	5,020	4,389	2,197	2,570	3,677
		53,358	54,000	65,574	70,684	47,853
<i>Recapitulation.</i>						
Breadstuffs	G. B. ....	34,137,137	26,567,480	18,735,896	41,795,274	29,685,706
	U. S. ....	1,030,679	870,681	3,439,129	3,597,963	987,225
	Belgium. ....	1,309,296	607,119	537,402	531,377	138,235
	Brazil. ....				2,000	1,600
	B. Africa. ....	837,079	855,533	1,067,884	764,539	493,753
	B. Australasia:—					
	Australia. ....	705,082	54,778	50,864	49,392	52,926
	New Zealand. ....	19,303	46	2,971	1,224	1,730
	B. E. Indies. ....	960			4,495	
	B. Guiana. ....	143,999	177,386	175,120	124,724	117,550
	B. W. Indies. ....	426,239	462,359	927,721	565,018	410,697
	China. ....	3,101	9,058		6,286	105,673
	Cuba. ....	61,273	44,620	31,966	27,304	20,361
	Denmark. ....	46,987	53,152	83,367	63,157	51,731
	Dan. W. Indies. ....	737	393	208	265	296
	Fiji. ....	26,940	28,363	6,822	834	4,083
	France. ....	70,986	191,310	211,115	244,022	100,851
	F. W. Indies. ....	7,755	59,157	36,079	17,419	945
	Germany. ....	689,230	534,311	55,605	232,506	79,637
	Holland. ....	131,317	221,434	100,422	168,194	87,869
	Hong Kong. ....	1,676	1,858		1,944	8,565
	Italy. ....	95,221			129	
	Japan. ....	2,679	142,793	62,061	64,139	84,706
	Malta. ....			2,150	17,423	25,779
	Mexico. ....				23,289	32,382
	Newfoundland. ....	997,145	1,113,187	1,520,098	1,278,545	881,906
	Norway & Sweden. ....	21,960	96,625	136,362	128,929	140,620
	Porto Rico. ....		2,844		152	81
	Portugal. ....			29		3,390
	Portuguese Africa. ....	350	1,800	13,350	2,664	1,390
	Russia. ....	71,993	95,453	55,630	33,390	58,191
	St. Pierre. ....	9,666	12,835	24,835	23,084	4,242
	U. S. of Colombia. ....	604	45		34	50
	O. C. ....	7,810	35,845	9,287	14,318	2,321
		40,857,204	32,240,465	27,286,283	49,784,053	33,584,491
Carriages, carts, wagons, &c.—						
Bicycles	G. B. ....	4,006	1,019	975	613	3,513
	U. S. ....	4,654	2,995	2,943	2,020	1,383
	B. Africa. ....	1,365	530	100		
	B. Australasia:—					
	Australia. ....	86,445	162,735	36,920	47,444	73,928
	New Zealand. ....	26,553	25,580	5,925	12,554	5,355
	B. W. Indies. ....	180	100	137	50	70
	France. ....	55	10,743	6,350	40	
	Holland. ....	1,500	2,505			
	Japan. ....	6,431	1,475	5,233	551	4,890

7-8 EDWARD VII., A. 1908

No. 16.—STATEMENT (by Countries) of the Values of the Principal Articles  
Exported, &c.—*Continued.*

ARTICLES EXPORTED.	Countries.	1903.	1904.	1905.	1906.	1907. (9 mos.)
		\$	\$	\$	\$	\$
Carriages, carts, &c.— <i>Con.</i>	Newfoundland....	50	80	130	55	165
Bicycles— <i>Con.</i> . . . . .	O. C. ....	323	320	1,438	100	832
		131,562	208,082	60,151	63,427	90,046
Carriages, other.....	G. B. ....	19,205	8,975	42,067	34,590	28,542
	U. S. ....	55,158	58,645	113,536	230,288	188,119
	Arg. Republic....	3,447	4,922	21,186	25,641	27,124
	B. Africa.....	14,674	44,409	19,442	19,291	15,747
	B. Australasia:—					
	Australia.....	50,214	82,359	32,337	40,941	45,627
	New Zealand....	29,762	25,123	10,067	23,085	17,171
	B. W. Indies.....	2,181	5,345	4,997	6,748	6,245
	China.....		172		2,700	80
	France.....	30	235	232		4,001
	Germany.....	825	371	944	5,000	230
	Italy.....		3,000	3,040	4,170	
	Newfoundland....	2,698	2,268	6,112	5,275	4,505
	Russia.....	225		2,280	2,245	4,200
	St. Pierre.....	133	135	45	55	
	O. C. ....	581	894	4,619	28,120	14,892
		179,133	236,853	260,904	428,149	356,483
<i>Recapitulation.</i>						
Carriages, carts, wagons, &c. .	G. B. ....	23,211	9,994	43,042	35,203	32,055
	U. S. ....	59,812	61,640	116,479	232,308	189,502
	Arg. Republic....	3,447	4,922	21,186	25,641	27,124
	Brazil.....					6,305
	B. Africa.....	16,039	44,939	19,542	19,291	15,747
	B. Australasia:—					
	Australia.....	136,659	245,094	69,257	88,385	119,555
	New Zealand....	56,315	50,703	15,992	35,639	22,526
	B. E. Indies.....			1,305	125	6,046
	B. Guiana.....	25	20	290	180	
	B. W. Indies.....	2,361	5,445	5,134	6,798	6,315
	China.....		222	990	2,700	555
	Cuba.....	10			3,015	25
	Denmark.....				4,420	20
	France.....	85	10,978	6,582	40	4,001
	Germany.....	825	371	944	5,000	230
	Holland.....	1,698	2,505	770	4,080	
	Italy.....		3,000	3,040	4,170	
	Japan.....	6,716	1,575	5,418	2,645	6,048
	Mexico.....				4,060	100
	Newfoundland....	2,748	2,348	6,242	5,330	4,670
	Norway & Sweden.				6,080	
	Russia.....	225		2,280	2,245	4,200
	St. Pierre.....	133	135	45	55	
	O. C. ....	386	1,044	2,517	4,166	1,595
		310,695	444,935	321,055	491,576	416,529
Coal, charcoal, cinders, &c....	G. B. ....	93,534	50,533	23,899	32,014	9,931
	U. S. ....	4,850,331	3,887,926	3,886,505	4,474,192	3,244,036
	Belgium.....	819		515		684
	B. Africa.....	41,999	28,824	31,731	17,600	19,937
	B. Australasia:—					
	Australia.....	822		15		
	New Zealand....					
	B. Guiana.....	15,737	5,451			
	B. W. Indies.....	81,570	78,986	82,559	77,657	55,393

## SESSIONAL PAPER No. 10

No. 16.—STATEMENT (by Countries) of the Values of the Principal Articles Exported, &c.—*Continued.*

ARTICLES EXPORTED.	Countries.	1903.	1904.	1905.	1906.	1907. (9 mos.)
		\$	\$	\$	\$	\$
Coal, charcoal, &c.— <i>Con.</i> .....	Cuba.....	2,652	8,045	770	10,016	16,981
	Denmark.....	18,788	1,309	16,017		
	France.....	2,925	9,260	1,482	1,712	1,329
	Germany.....	7,390			1,872	3,364
	Hawaii.....	30,156	5,864			
	Holland.....	3,264			1,506	262
	Japan.....	3,605				
	Mexico.....			18,143	11,950	36,228
	Newfoundland.....	331,280	413,046	369,535	468,326	268,239
	Norway & Sweden.....	113,933	143,593	36,764		
	St. Pierre.....	55,185	34,989	26,765	27,382	17,549
	O. C.....	11,599	2,352	72	2,900	3,815
		5,665,589	4,670,178	4,494,772	5,127,127	3,677,748
Cordage, rope, twine, &c.....	G. B.....	20,752	35,245	18,707	53,047	10,629
	U. S.....	94,753	458,986	288,099	369,104	108,065
	Arg. Republic.....				17,082	20,257
	B. Australasia:—					
	Australia.....			96		
	New Zealand.....			188	330	152
	B. Guiana.....	4,544	5,487	7,108	5,633	3,621
	B. W. Indies.....	28,914	25,462	27,865	34,306	20,359
	Mexico.....	5,821	434		13,231	12,858
	Newfoundland.....	9,190	5,433	6,780	7,223	4,557
	St. Pierre.....	348	149	199	39	12
	O. C.....	708	341	1,144	963	2,900
		165,030	531,537	350,186	500,958	183,410
Cotton and manufactures of...	G. B.....	84,108	154,727	60,906	43,071	51,833
	U. S.....	113,259	238,774	120,744	105,510	62,852
	Arg. Republic.....	620	5,595	24,470	12,290	278
	Belgium.....	661		1,111	3,960	14,699
	Brazil.....	8,170	15,113	13,952	15,007	7,425
	B. Africa.....	11,888	22,686	9,986	100,373	10,576
	B. Australasia:—					
	Australia.....	161,593	99,461	91,306	99,911	33,071
	New Zealand.....	66,682	99,356	77,937	59,191	91,776
	B. W. Indies.....	31,003	7,730	1,756	2,927	2,149
	Cent. Am. States.....	2,428	7,512	6,222	9,229	8,336
	Chile.....	8,088	3,128	6,257	16,620	2,830
	China.....	43,803	65,133	580,243	651,651	72,041
	Cuba.....	8,466	8,287	627	43	1,443
	Denmark.....	4,431	2,773	3,689	2,822	2,760
	Egypt.....				8,109	
	France.....	295		31		3
	Germany.....	11,896	5,805	17,664	18,001	9,839
	Japan.....	20,250	15,017	67,613	27,164	
	Mexico.....	16,887	26,205	21,576	37,352	16,667
	Newfoundland.....	51,255	38,505	37,326	58,201	33,663
	Norway & Sweden.....	2,269	2,261	9,968	18,830	1,450
	Panama.....		2,405	14,691	16,632	11,387
	St. Pierre.....	3,922	2,056	1,606	3,309	2,043
	Turkey.....	960	1,760	130	8,108	
	U. S. of Colombia.....	6,484	6,206	4,318	3,560	1,040
	Uruguay.....	5,046	5,105	4,993	4,792	3,046
	Venezuela.....	5,669	23,699	6,520	17,396	7,982
	O. C.....	8,807	12,671	12,495	19,812	11,786
		678,940	871,970	1,198,137	1,363,871	465,975

7-8 EDWARD VII., A. 1908

No. 16.—STATEMENT (by Countries) of the Values of the Principal Articles Exported, &c.—*Continued.*

ARTICLES EXPORTED.	Countries.	1903.	1904.	1905.	1906.	1907 (9 mos.)
		\$	\$	\$	\$	\$
Drugs, dyes, chemicals, &c....	G. B. ....	176,894	151,976	260,786	387,522	282,341
	U. S. ....	850,237	975,222	994,796	1,158,452	1,083,018
	Arg. Republic ....			540	2,466	17,598
	Belgium ....	20,995	26,949	20,856	38,333	46,747
	British Africa ....	7,214	5,101	4,75	5,972	8,358
	B. Australasia:—					
	Australia. ....	44,875	43,712	17,306	26,245	46,527
	New Zealand ....	118	152	963	48	2,117
	B. E. Indies ....	1,838	1,987	2,759	308	50
	B. Guiana ....	2,550	16,457	1,831	10,107	14,456
	B. W. Indies. ....	64,148	50,296	63,132	137,356	15,538
	China ....	1,398	1,078	451	9,145	5,317
	Cuba ....	2,540	257	1,219	16,669	18,251
	Dan. W. Indies. ....	37	85	181	49	24
	France. ....	1,945	3,450	701	5,217	1,559
	E. W. Indies. ....			23,957		327
	Germany. ....	33,277	94,560	15,919	18,784	20,399
	Holland. ....				10,667	3,666
	Japan. ....	2,138	268	322	8,719	4,991
	Mexico ....			4	7,636	12,969
	Newfoundland. ....	47,989	40,749	71,396	43,829	32,673
	St. Pierre. ....	353	501	589	382	47
	Turkey. ....				34,028	
	O. C. ....	983	1,691	3,373	3,932	10,707
		1,259,559	1,417,491	1,485,356	1,925,366	1,627,680
Fertilizers. ....	G. B. ....	150			7,930	27,705
	U. S. ....	97,123	180,167	209,058	204,033	164,647
	B. Guiana ....	7,107	1,530			
	B. W. Indies. ....	8,387	315	2,463		
	Japan ....	3,707		16,545	24,242	3,518
	Newfoundland. ....		529	3,411	118	300
Fish and produce of N.E.S.:—	O. C. ....	2			3,077	3,843
		116,494	182,541	231,477	239,400	200,013
Codfish, including haddock, ling and pollock, dry salted	G. B. ....	115,555	89,672	73,116	87,693	93,582
	U. S. ....	609,465	624,281	593,454	495,371	296,394
	Arg. Republic ....				7,000	
	Brazil. ....	616,405	293,074	408,342	611,062	617,542
	B. Guiana ....	211,325	165,157	149,434	208,314	156,906
	B. W. Indies. ....	770,744	642,587	729,747	887,439	703,756
	Gen. Am. States. ....	10,122	6,860	13,220	23,574	25,210
	Cuba ....	298,294	277,171	308,684	394,568	311,410
	Dan. W. Indies. ....	5,904	5,424	4,225	4,676	4,543
	Dutch Guiana ....	12,204	17,696	19,439	18,800	12,630
	France ....	825		200	120	350
	Germany. ....	125		12		
	Hawaii. ....	3,920	4,000	6,200	2,780	
	Haiti. ....	66,497	61,602	44,808	29,740	23,047
	Italy. ....	128,971	137,939	112,118	114,913	222,974
	Japan ....				3,430	
	Madeira ....	7,455	6,023	4,455	10,419	12,600
	Mexico ....	1,093			5,596	809
	Newfoundland ....	10,881	7,897	24,374	41,348	16,380
	Panama. ....		2,833	15,125	25,099	41,960
	Porto Rico. ....	381,752	332,911	337,350	416,699	282,362
	Portugal ....	91,212	67,929	68,826	57,727	140,842
	San Domingo. ....	3,645		648	2,787	22,024
	Spain ....	340	75	7,000	18,621	33,090
	St. Pierre. ....		105			
	U. S. of Colombia. ....	13,536	14,629	5,126	28,649	23,466
	O. C. ....	2,091	5,219	5,485	5,482	10,897
		3,353,361	2,763,084	2,931,418	3,501,277	3,052,774

## SESSIONAL PAPER No. 10

No. 16.—STATEMENT (by Countries) of the Values of the Principal Articles Exported, &c.—*Continued.*

ARTICLES EXPORTED.	Countries.	1903.	1904.	1905.	1906.	1907 (9 mos.)
Fish and produce of, N.E.S.— <i>Con.</i>		\$	\$	\$	\$	\$
Herrings, fresh or frozen ..	U. S. ....	102,039	142,878	154,380	130,645	90,795
	Newfoundland....	244				
	O. C. ....	50	62	3	310	112
		102,333	142,940	154,383	130,955	90,907
Herrings, pickled.....	G. B. ....	4,335	3,393	450	425	2,115
	U. S. ....	70,671	104,564	92,089	103,571	83,592
	B. Guiana.....	9,002	6,359	19,363	11,600	6,671
	B. W. Indies.....	135,798	144,412	206,307	223,784	132,253
	China.....		2,722	2,115	5,067	11,519
	Cuba.....	567	699	4,032	4,421	2,128
	Dan. W. Indies..	2,505	1,473	706	1,965	1,891
	Hayti.....		4,098	1,216		
	Hong Kong.....	18	560	13,864		81,477
	Japan.....	18	3,364	7,227	21,128	101,975
	Newfoundland....	559	281	80	103	156
	Porto Rico.....	19,353	28,505	17,810	16,795	26,789
	St. Pierre.....		2,006		3,300	
	U. S. of Colombia.	281	486	191	80	60
	O. C. ....	6,372	5,422	4,251	2,569	4,103
		249,479	308,314	360,701	394,868	454,729
Herrings, smoked .....	G. B. ....	1,423	1,381	1,603	1,245	1,594
	U. S. ....	60,893	51,888	30,340	69,034	56,712
	B. Australasia:—					
	Australia.....	216	349		55	95
	New Zealand....				24	
	B. Guiana.....	2,107	728	2,967	1,838	2,621
	B. W. Indies.....	11,376	8,035	17,615	22,843	16,669
	Cuba.....	161	1,948	2,366	1,340	1,294
	Dan. W. Indies..	168	57	79	324	228
	F. W. Indies.....	165				
	Hayti.....		150			
	Newfoundland....	147	403	609	337	670
	Porto Rico.....	347	32	329	285	492
	U. S. of Colombia.	30	201	31	48	45
	O. C. ....	747	2,019	271	630	566
		77,780	67,182	56,210	98,003	80,386
Lobsters, fresh.. .....	G. B. ....				8,511	126
	U. S. ....	398,267	384,109	376,336	489,043	163,346
	O. C. ....		435			
		398,267	384,544	376,336	497,554	163,472
Lobsters, canned.....	G. B. ....	925,715	908,617	889,608	1,076,332	331,811
	U. S. ....	703,258	781,796	1,059,865	821,466	387,272
	Arg. Republic.....				5,340	20,876
	Belgium.....	41,462	61,526	61,289	50,964	24,715
	B. Australasia:—					
	Australia.....		683	1,790	4,631	572
	New Zealand....	275		2	204	
	B. Guiana.....	940	611	905	1,493	494
	B. W. Indies.....	1,130	1,990	6,849	5,340	283
	Cuba.....			187	454	14
	Denmark.....	19,873	36,070	38,302	15,713	13,922
	France.....	700,840	587,084	589,392	935,188	545,029



7-8 EDWARD VII., A. 1908

No. 16.—STATEMENT (by Countries) of the Values of the Principal Articles  
Exported, &c.—*Continued.*

ARTICLES EXPORTED.	Countries.	1903.	1904.	1905.	1906.	1907 (9 mos.)
Fish and produce of, N.E.S.— <i>Con.</i>		\$	\$	\$	\$	\$
Lobsters, canned— <i>Con.</i>	Germany.....	110,247	66,559	28,441	45,323	14,321
	Holland.....	15,875	6,995	10,500	6,941	900
	Norway & Sweden.....	61,449	63,001	66,774	38,437	19,061
	Russia.....	8,400	1,080			192
	St. Pierre.....		188		1,516	21
	O. C.....	2,121	3,675	888	861	9,444
		2,591,585	2,519,875	2,754,702	3,010,203	1,368,927
Mackerel, fresh.....	U. S.....	22,796	61,981	90,958	69,453	142,998
	O. C.....	6		80	4	181
		22,802	61,981	91,038	69,457	143,179
Mackerel, pickled.....	G. B.....	500				
	U. S.....	216,559	330,183	183,429	173,982	368,348
	B. Guiana.....	2,040	5,691	6,077	13,757	10,851
	B. W. Indies.....	13,574	23,154	31,278	55,307	50,457
	Cuba.....	78	67	413	1,933	405
	Dan. W. Indies.....	90	283	150	556	508
	Panama.....		26	2,169	6,720	7,761
	Porto Rico.....	110	11,061	67	523	558
	U. S. of Colombia.....	1,279	2,232	568	5,065	4,091
	O. C.....	1,053	460	1,920	4,806	2,986
		235,283	373,157	226,071	262,649	445,965
Salmon, fresh.....	G. B.....	27,463	50,427	10,377	277,332	72,260
	U. S.....	125,090	122,923	126,239	202,611	73,770
	B. Africa.....				3,495	480
	B. Australasia:—					
	Australia.....	3,821	805	1,323	5,554	60
	New Zealand.....			37	5	
	France.....		85	5,486		
	Germany.....	5,131	6,942	8,045	2,792	9,128
	Hawaii.....	12		5		
	O. C.....	194	889	57	671	795
		161,711	182,071	151,569	492,460	156,493
Salmon, canned.....	G. B.....	2,459,499	1,533,060	1,333,858	4,353,419	1,622,017
	U. S.....	476	3,344	16,304	221,534	52,451
	B. Africa.....	8,880		3,336	11,760	1,221
	B. Australasia:—					
	Australia.....	59,443	140,141	188,982	230,227	214,878
	New Zealand.....	19,041	30,008	73,922	69,118	44,063
	B. E. Indies.....	7,610	5,325	5,104	5,799	10,687
	B. W. Indies.....	476	214	8,253	3,890	328
	Chile.....	7,934				
	China.....	72		179	840	1,351
	Cuba.....	5			563	9,503
	Fiji.....	15,789	13,033	18,273	18,572	21,278
	France.....			11,065	15,062	6,750
	Hong Kong.....	8,780		893		913
	Japan.....	84	44,960	18,953	8,148	2,133
	O. C.....	1,749	2,131	115	4,611	4,433
		2,589,838	1,772,216	1,679,237	4,943,453	1,992,011

## SESSIONAL PAPER No. 10

No. 16.—STATEMENT (by Countries) of the Values of the Principal Articles  
Exported, &c.—*Continued.*

ARTICLES EXPORTED.	Countries.	1903.	1904.	1905.	1906.	1907 (9 mos.)
Fish and produce of, N.E.S.— <i>Con.</i>		\$	\$	\$	\$	\$
Fish, all other, fresh.....	G. B.....	802	283	127	930	529
	U. S.....	1,161,487	1,353,187	1,558,345	1,695,210	1,391,045
	B. Australasia:—					
	Australia.....	270	702	162	457	21
	New Zealand.....			25		512
	B. W. Indies.....	198	28	774		63
	Newfoundland.....	1,032	404	708	6	49
	St. Pierre.....	458	224	182	52	18
	O. C.....	610	6	40	145	3,325
		1,164,857	1,354,834	1,560,363	1,696,800	1,395,562
Fish, all other and produce of, N.E.S.....	G. B.....	3,420	44,046	5,004	9,072	30,448
	U. S.....	269,973	226,631	269,875	367,305	199,914
	Brazil.....	965		195	370	120
	B. Australasia:—					
	Australia.....	1,510	416	2,081	4,037	29
	New Zealand.....					75
	B. Guiana.....	743	967	1,916	3,027	2,282
	B. W. Indies.....	11,180	8,540	15,966	33,934	38,579
	China.....	4	695	663	7,000	1,538
	Cuba.....	355		42	2,486	1,860
	Dan. W. Indies.....	235	557	398	511	600
	Germany.....	4,351	4,175	7,371	4,734	32,789
	Hawaii.....	186			10	
	Hayti.....	234				
	Japan.....	158,269	50,459	218,511	121,027	201,448
	Newfoundland.....	841	221	292	648	1,124
	Porto Rico.....	175	30	10		7,511
	St. Pierre.....	128	74	265	251	6
	U. S. of Colombia.....	516	492	164	1,068	780
	O. C.....	15,245	8,072	8,049	10,652	8,690
		468,330	345,375	530,712	566,132	757,793
<i>Recapitulation.</i>						
Fish and produce of, N.E.S. .	G. B.....	3,538,712	2,630,879	2,314,143	5,814,359	2,154,482
	U. S.....	3,781,974	4,187,765	4,551,614	4,839,225	3,516,637
	Arg. Republic.....				12,340	20,876
	Belgium.....	42,062	61,652	61,289	52,939	24,715
	Brazil.....	617,408	295,479	408,447	611,805	617,662
	B. Africa.....	12,796	3,845	4,141	16,177	2,084
	B. Australasia:—					
	Australia.....	71,384	144,446	195,876	246,967	216,340
	New Zealand.....	19,316	32,888	74,080	69,351	44,655
	B. E. Indies.....	7,960	5,325	5,194	5,793	10,957
	B. Guiana.....	226,157	179,938	171,697	240,093	179,825
	B. W. Indies.....	944,613	829,029	1,016,888	1,232,541	942,070
	Can. Am. States.....	11,267	7,642	16,262	27,328	28,585
	Chile.....	7,934				
	China.....	426	4,754	2,957	13,532	18,832
	Cuba.....	299,467	279,591	315,724	403,705	326,958
	Denmark.....	21,589	38,668	42,354	22,982	20,287
	Dan. W. Indies.....	8,914	7,803	5,568	8,032	7,770
	Dutch Guiana.....	12,907	18,132	20,506	19,787	12,875
	Fiji.....	16,017	14,209	19,061	18,635	21,278
	France.....	702,495	591,556	607,953	952,468	553,695
	F. W. Indies.....	165				1,100
	Germany.....	121,504	77,676	43,874	52,932	56,784
	Hawaii.....	4,120	4,003	6,303	2,836	1,660
	Hayti.....	66,731	65,850	46,024	31,455	23,047
	Hong Kong.....	8,798	1,634	14,759		82,390

7-8 EDWARD VII., A. 1908

No. 16.—STATEMENT (by Countries) of the Values of the Principal Articles  
Exported, &c.—*Continued.*

ARTICLES EXPORTED.	Countries.	1903.	1904.	1905.	1906.	1907 (9 mos.)
<i>Recapitulation—Con.</i>		\$	\$	\$	\$	\$
Fish and produce of— <i>Con.</i>	Holland.....	15,875	7,065	10,500	6,941	1,000
	Italy.....	129,333	139,439	112,743	114,913	224,227
	Japan.....	158,371	98,783	244,706	153,733	307,624
	Maderia.....	7,618	6,188	4,455	10,499	12,670
	Mexico.....	1,113	.....	.....	7,189	2,237
	Newfoundland.....	13,834	9,236	26,172	42,442	28,533
	Norway & Sweden.....	61,479	63,001	66,983	38,750	19,589
	Panama.....	.....	2,923	18,332	32,927	51,747
	Philippines.....	11,519	.....	.....	.....	.....
	Porto Rico.....	401,740	372,539	355,596	434,302	317,742
	Portugal.....	91,267	67,974	68,826	57,727	140,842
	Russia.....	8,400	1,080	110	.....	192
	San Domingo.....	3,647	.....	648	2,787	22,024
	Spain.....	340	75	7,000	18,821	33,090
	St. Pierre.....	643	3,046	480	5,198	93
	U. S. of Colombia.....	15,642	18,040	6,080	34,910	28,442
	Venezuela.....	.....	330	.....	15	143
	O. C. ....	91	2,800	5,485	5,315	6,449
		11,415,626	10,275,603	10,872,740	15,663,751	10,082,198
Flax, hemp and jute.....	G. B. ....	.....	1,068	19,956	.....	13,538
	U. S. ....	179,713	282,097	417,504	258,251	77,884
	O. C. ....	640	237	1,691	.....	284
		180,353	283,402	439,151	258,251	91,706
Fruits :—						
Dried fruits.....	G. B. ....	31,068	25,539	22,737	12,745	12,077
	U. S. ....	19,559	27,764	20,490	11,833	9,124
	Belgium.....	1,425	.....	2,746	.....	575
	B. W. Indies.....	312	2,474	2,696	3,005	2,248
	France.....	1,600	5,793	.....	.....	1,058
	Germany.....	230,204	194,168	107,044	75,504	22,456
	Holland.....	125,297	117,726	119,083	119,701	193,984
	Newfoundland.....	2,908	5,372	3,604	1,838	2,529
	St. Pierre.....	152	30	9	59	4
	O. C. ....	575	.....	721	565	.....
		413,100	378,866	278,530	225,250	244,055
Green fruits :—						
Apples, green or ripe.....	G. B. ....	2,696,937	4,379,826	2,513,599	3,475,825	2,511,351
	U. S. ....	11,807	34,942	33,028	123,279	12,758
	Belgium.....	81	7,973	764	289	8,257
	B. Africa.....	1,076	1,840	14,933	22,534	23,967
	B. Australasia :—					
	Australia.....	250	3	196	1,176	.....
	New Zealand.....	.....	.....	86	455	367
	B. Guiana.....	101	95	127	102	34
	B. W. Indies.....	2,029	4,400	5,639	3,355	4,330
	Cuba.....	274	1,359	99	3,114	1,679
	Denmark.....	.....	.....	.....	2,241	1,552
	France.....	1,390	57,572	2	209,131	10,744
	Germany.....	25,085	49,323	32,630	197,001	566
	Holland.....	2,649	5,846	3,158	10,359	555
	Newfoundland.....	16,485	44,624	23,203	32,690	52,438
	Norway & Sweden.....	.....	1,352	700	600	4,900
	St. Pierre.....	649	1,183	574	476	823
	O. C. ....	234	831	319	1,143	2,481
		2,759,047	4,591,169	2,629,057	4,083,770	2,636,802

## SESSIONAL PAPER No. 10

No. 16.—STATEMENT (by Countries) of the Values of the Principal Articles Exported, &c.—*Continued.*

ARTICLES EXPORTED.	Countries.	1903.	1904.	1905.	1906.	1907 (9 mos.)
		\$	\$	\$	\$	\$
Fruits:— <i>Con.</i>						
Fruits, all other, including canned fruits, N.E.S. . . . .	G. B. . . . .	377,048	331,448	168,676	269,425	292,176
	U. S. . . . .	178,027	262,876	261,519	186,935	183,219
	B. Africa . . . . .	9,859	3,673	8,524	3,255	1,549
	B. Australasia:—					
	Australia . . . . .			16	21	
	New Zealand . . . . .		86	60		246
	B. W. Indies . . . . .	959	7,026	6,838	2,157	4,540
	France . . . . .	660	5,558	1,230	4,291	9,090
	Germany . . . . .	1,007	705	2,637	48,451	7,100
	Holland . . . . .	441	2,752	2,758	49,846	5,875
	Japan . . . . .	1,291		12	13	
	Newfoundland . . . . .	6,893	8,953	15,116	17,298	7,014
	St. Pierre . . . . .	904	1,148	718	1,017	640
	O. C. . . . .	2,731	184	1,926	2,968	18,068
		579,820	624,409	470,030	585,677	529,517
<i>Recapitulation.</i>						
Fruits . . . . .	G. B. . . . .	3,105,053	4,736,813	2,705,012	3,757,995	2,815,604
	U. S. . . . .	209,393	325,582	315,037	322,047	205,101
	Belgium . . . . .	2,747	7,998	5,219	1,589	19,073
	B. Africa . . . . .	11,413	5,513	23,887	25,789	25,516
	B. Australasia:—					
	Australia . . . . .	250	3	212	1,197	
	New Zealand . . . . .		86	146	455	613
	B. Guiana . . . . .	101	95	200	134	34
	B. W. Indies . . . . .	3,300	13,900	15,173	8,517	11,118
	Cuba . . . . .	274	1,359	99	3,292	4,359
	Denmark . . . . .				2,241	2,052
	France . . . . .	3,650	68,923	1,232	215,422	20,892
	Germany . . . . .	256,296	244,196	142,311	320,956	30,122
	Holland . . . . .	128,387	126,324	124,999	179,906	200,414
	Japan . . . . .	1,291	74	12	13	37
	Newfoundland . . . . .	26,286	58,949	41,323	51,826	61,981
	Norway & Sweden . . . . .		1,352	943	800	8,436
	Porto Rico . . . . .		12			
	St. Pierre . . . . .	1,795	2,361	1,301	1,552	1,467
	O. C. . . . .	1,821	904	511	2,966	3,555
Furs and skins and manufac- tures of:—		3,751,967	5,594,444	3,377,617	4,894,697	3,410,374
Furs and skins, undressed, the produce of marine animals . . . . .	G. B. . . . .	347,480	446,961	208,608	255,168	143,239
	U. S. . . . .	8,657	3,203	20,135	15,412	18,951
	Germany . . . . .	860				
	Newfoundland . . . . .	9			3,150	
		357,006	450,164	228,743	273,730	162,190
Furs, undressed . . . . .	G. B. . . . .	1,439,316	1,415,576	1,325,722	1,060,782	1,585,468
	U. S. . . . .	844,469	615,220	1,077,451	1,386,412	995,885
	France . . . . .	106,612	75,792	7,156	3,681	56,764
	Germany . . . . .	8,386	20,668	9,377	6,816	978
	Newfoundland . . . . .			1,290	200	217
	O. C. . . . .	183	142	907	165	70
		2,398,966	2,127,398	2,421,903	2,458,056	2,549,382

No. 16.—STATEMENT (by Countries) of the Values of the Principal Articles  
Exported, &c.—*Continued.*

ARTICLES EXPORTED.	Countries.	1903.]	1904.	1905.	1906.	1907 (9 mos.)
		\$	\$	\$	\$	\$
Furs and skins and manufac- tures of— <i>Con.</i>						
Furs, all other, and manu- factures of. . . . .	G. B. ....	12,778	25,434	10,034	22,540	119,371
	U. S. ....	39,892	52,049	33,850	67,318	33,724
	Germany. ....		3,128	2,713	4,061	543
	Newfoundland ...	4	84	1,395	1,654	1,375
	O. C. ....	2,022	3,853	540	923	734
		54,696	84,548	48,532	96,496	156,747
<i>Recapitulation.</i>						
Furs and manufactures of. ....	G. B. ....	1,799,574	1,887,971	1,544,364	1,338,490	1,848,078
	U. S. ....	893,018	670,472	1,131,436	1,469,142	958,560
	France ....	106,612	79,292	7,395	3,806	57,141
	Germany. ....	9,246	23,796	12,090	10,877	1,521
	Newfoundland. ....	13	84	2,685	5,094	1,592
	O. C. ....	2,205	195	1,208	963	427
		2,810,668	2,662,110	2,699,178	2,828,282	2,867,319
Gunpowder and other explo- sives. .... .	G. B. ....	15,680	26,431	13,437	10,345	10,497
	U. S. ....	381,819	273,874	226,715	284,053	197,629
	Arg. Republic. ....	548		90	135	5
	Brazil. ....			95		6
	B. Australasia:—					
	Australia. ....	11,870	6,562	5,750	7,939	8,189
	New Zealand. ....	120	2,273	37	558	1,215
	Mexico. ....	400		2,064	5,711	2,971
	Newfoundland. ....	23,247	32,953	62,840	51,961	19,170
	U. S. of Colombia. ....	450	310	60		
	O. C. ....	1,109	1,521	1,083	1,284	633
		435,243	343,924	312,171	361,986	240,515
Hay. .... .	G. B. ....	1,421,506	974,678	799,227	952,898	655,259
	U. S. ....	1,925,490	793,965	346,287	451,157	299,669
	Belgium. ....	15,532		2,427		
	B. Africa. ....	155,674	13,953	17,131	5,816	565
	B. Guiana. ....	934	1,009	1,655	1,278	1,633
	B. W. Indies. ....	19,164	24,043	21,810	22,928	20,959
	Cuba. ....	17,990	17,300	9,783	51,548	29,048
	France. ....			224	2,911	1,404
	Germany. ....	18,130		1,833		480
	Holland. ....	775	870		1,666	680
	Mexico. ....	1,933	1,500		15,553	5,904
	Newfoundland. ....	12,060	39,900	57,402	37,206	19,688
	Porto Rico. ....	180	253		577	254
	Portuguese Africa. ....		20,140			
	St. Pierre. ....	6,873	10,457	10,547	6,077	3,325
	O. C. ....	316		180	2,104	644
		3,596,557	1,898,068	1,268,506	1,531,719	1,039,512
Hides, horns, tails, and skins other than fur. .... .	G. B. ....	77,666	280,816	86,597	17,825	18,603
	U. S. ....	1,898,221	1,799,111	2,783,658	3,496,232	2,619,142
	Belgium. ....		285		12,008	21,915
	France. ....		300	2,220	180	3,570
	Germany. ....	2,376	4,067	2,592	1,250	10,459
	Holland. ....		12,799	2,065		3,189
	Newfoundland. ....	1,261	2,642	4,899	5,132	9,609
	O. C. ....			185	1,962	
		1,979,524	2,100,020	2,882,216	3,534,889	2,686,487



## SESSIONAL PAPER No. 10

No. 16.—STATEMENT (by Countries) of the Values of the Principal Articles Exported, &c.—*Continued.*

ARTICLES EXPORTED.	Countries.	1903.	1904.	1905.	1906.	1907 (9 mos.)
		\$	\$	\$	\$	\$
Hops . . . . .	G. B. . . . .	11,205	12,937	6,064	12,306	5,700
	U. S. . . . .	1,673	1,462	135	.....	1,200
	Newfoundland . . . . .	120	.....	64	113	231
	O. C. . . . .	.....	.....	.....	955	.....
		12,998	14,399	6,263	13,374	7,131
Leather and manufactures of:— Sole and upper leather, including leather, N.E.S....	G. B. . . . .	2,015,285	1,916,101	1,922,310	2,047,000	1,246,909
	U. S. . . . .	21,865	70,651	41,416	68,172	45,760
	Belgium . . . . .	8,623	76,341	32,003	43,234	9,984
	B. Africa . . . . .	7,488	107	29,743	16,125	11,143
	B. Australasia:—					
	Australia . . . . .	24,206	1,092	2,371	1,045	454
	New Zealand . . . . .	429	1,835	5,595	4,528	4,719
	B.W. Indies . . . . .	6,262	8,228	20,356	5,980	751
	France . . . . .	.....	56	3,067	945	1,607
	Germany . . . . .	871	293	532	4,152	1,695
	Japan . . . . .	.....	.....	3,745	2,423	.....
	Newfoundland . . . . .	82,489	77,774	76,843	64,667	43,456
	Norway & Sweden . . . . .	.....	.....	340	1,170	.....
	Switzerland . . . . .	.....	.....	5,532	3,242	1,125
	O. C. . . . .	5,164	3,703	1,526	4,147	2,994
		2,172,682	2,156,181	2,145,379	2,266,830	1,370,597
Boots and shoes . . . . .	G. B. . . . .	23,489	5,660	5,457	6,656	4,647
	U. S. . . . .	18,056	36,244	46,928	37,081	23,427
	Belgium . . . . .	128	.....	108	2,733	4,765
	B. Africa . . . . .	8,143	6,545	3,915	2,769	764
	B. Australasia:—					
	Australia . . . . .	1,840	547	888	1,575	473
	New Zealand . . . . .	11,088	15,840	28,153	17,704	4,235
	B. Guiana . . . . .	1,055	566	.....	2,597	1,024
	B.W. Indies . . . . .	20,258	11,970	15,995	14,558	5,962
	China . . . . .	.....	46	10	.....	5
	France . . . . .	20	30	344	1,473	441
	Italy . . . . .	.....	.....	.....	.....	7,848
	Newfoundland . . . . .	62,026	76,514	68,760	52,396	58,919
	St. Pierre . . . . .	6,031	5,888	5,913	6,529	6,652
	O. C. . . . .	331	1,811	1,120	44	281
		152,465	161,661	176,691	146,115	118,843
Manufactures of leather, N.E.S. . . . .	G. B. . . . .	24,850	13,830	15,164	15,578	13,878
	U. S. . . . .	25,901	83,788	32,808	18,534	16,351
	Arg. Republic . . . . .	.....	.....	2,200	.....	.....
	B. Africa . . . . .	979	400	205	174	.....
	B. Australasia:—					
	Australia . . . . .	2,230	7,170	305	283	941
	New Zealand . . . . .	4,365	524	985	220	.....
	B.W. Indies . . . . .	642	1,115	358	931	988
	Germany . . . . .	.....	.....	1,288	17	388
	Newfoundland . . . . .	3,196	2,093	3,552	2,966	1,026
	O. C. . . . .	597	507	1,596	506	20
		62,760	109,428	58,461	39,209	33,592

7-8 EDWARD VII., A. 1908

No. 16.—STATEMENT (by Countries) of the Values of the Principal Articles  
Exported, &c.—*Continued.*

ARTICLES EXPORTED.	Countries.	1903.	1904.	1905.	1906.	1907. (9 mos.)
<i>Recapitulation.</i>		\$	\$	\$	\$	\$
Leather and manufactures of.	G. B. ....	2,063,624	1,935,591	1,942,931	2,069,234	1,265,434
	U. S. ....	65,822	190,683	121,152	125,787	85,538
	Arg. Republic .....			2,200		
	Belgium.....	9,138	76,341	32,111	45,967	14,749
	B. Africa .....	16,610	7,652	33,863	19,068	11,907
	B. Australasia :—					
	Australia.....	28,276	8,809	3,564	2,903	1,868
	New Zealand... ..	15,882	18,199	34,733	22,452	8,954
	B. Guiana.....	4,928	1,060	142	3,152	1,735
	B. W. Indies.....	27,162	21,313	35,809	21,469	7,701
	China.....		46	10	30	5
	France.....	20	86	3,411	2,450	2,068
	Germany.....	916	293	1,820	4,177	2,094
	Italy.....					7,848
	Japan.....	135	109	3,782	2,423	
	Newfoundland.....	147,711	156,382	149,155	120,029	103,401
	Norway & Sweden.....			340	1,434	6
	St. Pierre.....	6,116	5,916	5,913	6,542	6,062
	Switzerland.....		1,470	5,965	3,243	1,125
	O. C.....	1,567	3,920	3,630	3,794	2,527
		2,387,907	2,427,270	2,380,531	2,452,154	1,523,032
Lime .....	G. B. ....			300	13,140	164
	U. S. ....	96,912	83,978	68,097	59,441	45,433
	Belgium.....	21,047				
	Germany.....	9,485	19,664			
	Hawaii.....			6,869	796	240
	Newfoundland.....	129	224	132	41	5
	St. Pierre.....	179	178	85	48	16
	O. C.....	40		15	68	804
		127,792	104,044	75,498	73,534	46,662
Metals and minerals and manu- factures of:—						
Copper, all kinds. ....	G. B. ....	173,116	63,699	195,161	469,922	211,688
	U. S. ....	2,734,589	4,440,525	4,660,222	6,680,641	4,916,423
	Germany.....				3,876	10,634
	O. C.....			2,202	746	
		2,907,705	4,504,224	4,857,585	7,155,185	5,138,745
Gold and silver:—						
Gold-bearing quartz, dust nuggets, &c.....	G. B. ....	1,923	100	1,020	2,150	
	U. S. ....	16,484,142	18,815,957	15,275,794	13,000,169	1,239,821
	Belgium.....			5,600		
	China.....	1,991	1,730	4,020	1,944	
	Hong Kong.....	1,850		22,985	280	350
	O. C.....	914				
		16,490,820	18,817,787	15,309,419	13,004,543	1,240,171
Silver ore.....	G. B. ....				20,140	
	U. S. ....	1,804,592	1,829,967	1,758,314	4,210,255	5,350,017
	Belgium.....			3,500		50,243
	China.....		39,146	275,099	85,062	94,984
	Hong Kong.....			43,768		
	Japan.....			23,103		26,972
	O. C.....					
		1,804,592	1,869,113	2,103,724	4,315,457	5,522,216
Total, gold and silver....		18,295,412	20,686,900	17,413,143	17,320,000	12,762,387

## SESSIONAL PAPER No. 10

No. 16.—STATEMENT (by Countries) of the Values of the Principal Articles Exported, &c.—*Continued.*

ARTICLES EXPORTED.	Countries.	1903.	1904.	1905.	1906.	1907. (9 mos.)
		\$	\$	\$	\$	\$
Metals and minerals, &c.— <i>Con.</i>						
Iron and steel and mfrs. of—						
Agricultural implements						
G. B. ....		448,668	479,703	335,785	236,955	304,300
U. S. ....		39,274	47,346	28,846	68,043	18,316
Arg. Republic ....		60,923	138,283	62,173	256,006	238,662
Austria-Hungary ....		170		464		23,994
Belgium ....			12,057	25,420	9,652	6,404
B. Africa ....		70,109	56,972	98,874	94,042	75,515
B. Australasia :—						
Australia ....		872,855	1,030,898	717,100	523,514	603,289
New Zealand ....		109,346	152,163	95,290	143,304	114,638
B. W. Indies ....		12,088		175	340	290
Chile ....		1,684	5,297	19,799	30,457	7,569
Denmark ....		13,626	13,230	13,577	8,398	6,001
France ....		238,868	298,844	360,551	293,536	385,800
French Africa ....			2,486	4,300	1,084	
Germany ....		225,275	126,645	272,512	443,703	399,176
Holland ....		44,215	20,057	68,354	100,102	70,552
Italy ....		4,226	6,711	12,302	23,004	28,236
Newfoundland ....		2,378	1,102	1,163	1,057	2,083
Norway & Sweden ....		4,579	13,791	19,088	17,470	15,989
Roumania ....		3,563	21,415	1,614	41,916	15,545
Russia ....		121,945	113,162	178,933	180,175	172,211
Spain ....		12,166	15,888	21,805	21,695	8,644
Uruguay ....		8,926	24,939	1,066	2,397	
O. C. ....		4,468	80	3,635	2,254	668
		2,299,292	2,581,069	2,342,826	2,499,104	2,497,882
Machines and machinery, N.E.S., including sewing machines, ....						
G. B. ....		153,697	219,013	123,096	136,752	132,291
U. S. ....		319,119	371,993	583,673	586,193	461,264
Arg. Republic ....		6,540	4,389		25,667	25,491
Belgium ....		16,433	29,225	17,877	19,741	21,003
B. Africa ....		11,586	22,849	35,052	25,550	16,083
B. Australasia :—						
Australia ....		109,651	57,294	58,475	48,280	45,390
New Zealand ....		7,629	3,930	5,989	1,834	4,709
B. Guiana ....		5,140	448	404	130	38
B. E. Indies ....		452	4,415	2,681	1,770	85
B. W. Indies ....		16,495	443	338	3,848	1,464
Brazil ....		969	100	19,631	3,892	11,631
Can. Am. States ....		168	180	1,451	912	54
Chile ....		2,689	4,025	1,576	11,887	3,564
Cuba ....		7,352	3,013	1,275	1,802	841
France ....		3,387	6,394	14,457	11,861	10,705
French Africa ....			842	6,233	3,016	244
Germany ....		16,816	7,466	11,576	11,116	14,274
Holland ....		3,199	3,211	5,422	7,908	4,395
Italy ....		444	1,991	7,405	10,147	5,400
Japan ....		1,445	85	510	5,390	3,342
Mexico ....		13,201	10,223	6,512	12,699	8,662
Newfoundland ....		29,559	41,730	23,736	63,769	28,010
Norway & Sweden ....					5,113	
Portugal ....		201		1,153	4,713	
Russia ....		336	125	978	550	340
St. Pierre ....		157	245	109		26
Switzerland ....		5,275		312	3,576	
Uruguay ....			132	237	57,982	604
O. C. ....		5,079	18,927	7,529	11,254	5,176
		737,019	812,688	939,487	1,077,352	805,086

No. 16.—STATEMENT (by Countries) of the Values of the Principal Articles Exported, &c.—*Continued.*

ARTICLES EXPORTED.	Countries.	1903.	1904.	1905.	1906.	1907 (9 mos.)
		\$	\$	\$	\$	\$
Metals and minerals, &c.— <i>Con.</i>						
Iron and steel, &c.— <i>Con.</i>						
All other iron and steel and manufactures of, N.E.S.						
	G. B. ....	234,875	353,694	198,711	110,604	92,348
	U.S. ....	3,313,494	1,880,208	1,312,146	1,292,549	614,322
	Arg. Republic....	23	630	3,460	9,333	4,114
	Austria-Hungary .....				294	
	Belgium.....	6,310	1,824	970	457	171
	Brazil.....	17	273			
	B. Africa.....	30,226	27,998	27,208	31,918	16,606
	B. Australasia:—					
	Australia.....	14,874	30,274	34,207	33,394	26,548
	New Zealand....	4,216	14,242	22,349	52,371	60,653
	B. Guiana.....	1,498	115	220	387	4,370
	B. W. Indies.....	7,302	5,391	3,240	5,090	10,653
	China.....	2,406	1,679	330	3,928	1,557
	Cuba.....	2,972	892	2,757	2,850	373
	Denmark.....	1,950	350	317	267	1,708
	France.....	1,308	6,291	9,712	11,869	51
	Germany.....	46,391	1,436	1,015	5,516	1,138
	Holland.....	833	1,384	1,294	3,942	139
	Hong Kong.....	3,142	50			
	Italy.....	14,600	11,445	3,480	26	104
	Japan.....	1,200	10	147	3,974	3,954
	Mexico.....	31,167	3,605	757	2,317	3,455
	Newfoundland....	77,510	97,793	122,090	106,899	80,733
	Norway & Sweden	8,482	6,752	3,851	2,229	4,001
	Porto Rico.....			103		
	Russia.....		5	1,572	15	2,216
	St. Pierre.....	4,277	2,580	3,526	2,990	2,276
	O.C. ....	3,765	5,401	3,871	3,548	8,121
<i>Recapitulation.</i>		3,812,838	2,454,322	1,757,333	1,686,727	939,611
Iron and steel and manufactures of .....						
	G. B. ....	837,240	1,052,410	657,592	484,311	528,939
	U.S. ....	3,671,887	2,599,547	1,924,665	1,946,785	1,093,992
	Arg. Republic....	67,486	143,302	65,633	291,056	268,267
	Austria-Hungary .....	170		464	294	23,994
	Belgium.....	22,743	43,106	44,267	29,850	27,578
	Brazil.....	1,051	373	22,533	4,013	11,739
	B. Africa.....	111,921	107,819	161,134	151,510	108,204
	B. Australasia:—					
	Australia.....	997,380	1,118,466	809,782	605,098	675,227
	New Zealand....	121,191	170,335	123,628	197,509	180,060
	B. E. Indies.....	13,626	5,239	5,213	2,522	1,363
	B. Guiana.....	6,652	563	624	517	1,498
	B. W. Indies.....	23,797	5,884	3,753	9,278	12,407
	Can. Am. States..	2,914	180	1,460	1,184	54
	Chile.....	5,013	9,828	21,375	42,344	11,133
	Cuba.....	2,496	1,745	739	4,861	1,887
	China.....	10,521	3,935	4,065	4,869	1,322
	Denmark.....	15,576	17,180	14,274	9,775	7,709
	France.....	243,563	311,529	384,720	317,266	396,556
	French Africa....		3,328	10,533	4,100	244
	Germany.....	288,482	135,547	285,103	460,335	414,588
	Hawaii.....			27		
	Holland.....	48,247	24,652	75,070	111,952	75,086
	Hong Kong.....	3,421	5,193		168	
	Italy.....	19,270	20,147	23,187	33,177	33,740
	Japan.....	2,645	95	657	9,364	7,296
	Mexico.....	44,368	13,828	7,450	15,056	12,122
	Newfoundland....	109,447	140,625	146,989	171,725	110,826
	Norway & Sweden	13,061	20,543	24,739	24,812	19,990
	Porto Rico.....			103		
	Portugal.....	201		1,153	4,713	

## SESSIONAL PAPER No. 10

No. 16.—STATEMENT (by Countries) of the Values of the Principal Articles Exported, &c.—*Continued.*

ARTICLES EXPORTED.	Countries.	1903.	1904.	1905.	1906.	1907 (9 mos.)
Metals and minerals, &c.— <i>Con.</i>		\$	\$	\$	\$	\$
Recapitulation— <i>Con.</i>						
Iron and steel and manufactures of— <i>Con.</i>	Roumania.....	3,503	21,475	1,614	41,916	15,545
	Russia.....	122,281	113,292	181,483	180,740	174,767
	Spain.....	14,986	18,284	22,418	22,776	8,710
	St. Pierre.....	4,564	2,825	3,635	2,990	2,304
	Switzerland.....	5,275		312	3,814	1,300
	Uruguay.....	8,926	25,071	1,303	60,474	604
	U. S. of Colombia.....	1,330	1,685	170		
	O. C.....	4,005	10,048	7,788	12,029	10,768
		6,849,149	5,848,079	5,039,646	5,263,183	4,242,579
Lead ore.....	G. B.....	250		25,830		
	U. S.....	383,827	347,740	341,874	561,391	498,554
	Belgium.....			688,936		132,707
	China.....			10,421	27,264	
	Japan.....			17,684	81,185	
	Germany.....			101,940	856	
	O. C.....			347	7,345	8,287
		384,077	347,740	1,187,132	678,041	639,548
Tin and manufactures of.....	G. B.....	3,476	1,301	2,018	127	931
	U. S.....	39,510	20,141	19,096	23,368	18,391
	Belgium.....	3,215	3,340	5,504		
	Brazil.....	12,384	5,387	1,300	1,200	2,140
	B. Australasia :—					
	Australia.....	1,144	2,948	323		
	New Zealand.....	818	297	370		
	Chile.....	11,758	15,312	1,875		
	France.....	9		3,635		
	Holland.....	1,794	19,038	5,788	147	
	Newfoundland.....	8,145	5,264	10,171	6,207	3,045
	St. Pierre.....	681	737	328	260	173
	O. C.....	8,019	3,031	886	149	991
		90,953	76,796	51,294	31,458	25,671
Miscellaneous metals and minerals and mfrs. of :—	G. B.....	98,167	116,866	243,249	262,774	292,620
Asbestos.....	U. S.....	757,724	709,381	768,141	1,036,648	759,907
	Austria-Hungary.....				4,950	660
	Belgium.....	22,226	13,428	74,037	87,635	96,341
	B. Africa.....	70	5,000			
	France.....	19,740	53,412	44,862	49,620	32,416
	Germany.....	28,646	47,560	135,121	111,617	20,065
	Holland.....	7,275	10,200	6,400		
	Italy.....	21,455	28,311	36,875	23,993	3,751
	Newfoundland.....	102	245	2,850	150	
	O. C.....		433		750	1,076
		955,405	984,836	1,311,535	1,578,137	1,206,776
Nickle, fine, contained in ore, matte or speiss.....	G. B.....		292,036	359,314	602,613	481,164
	U. S.....	878,159	945,434	825,742	1,564,323	1,106,312
	O. C.....		15			
		878,159	1,237,485	1,185,056	2,166,936	1,587,476



7-8 EDWARD VII., A. 1908

No. 16.—STATEMENT (by Countries) of the Values of the Principal Articles  
Exported, &c.—*Continued.*

ARTICLES EXPORTED.	Countries.	1903.	1904.	1905.	1906.	1907 (9 mos.)
		\$	\$	\$	\$	\$
Metals and minerals, &c.— <i>Con.</i> Miscellaneous metals and minerals, &c.— <i>Con.</i> All other metals and min- erals and manufactures of, N.E.S. ....	G. B. .... U. S. .... Belgium .... B. Australasia :— Australia .... New Zealand ... B. W. Indies . . . France .... Germany .... Holland .... Hong Kong. .... Italy .... Japan .... Newfoundland ... St. Pierre. .... O. C. ....	354,437 784,525 102,465 3,879 448 159 1,015 7,937 147,240 20 6,991 3,951 263 1,717	211,504 506,821 84,483 2,755 78 492 651 24,516 281,016 163 38 16,129 118 12,166	482,622 1,073,378 157,848 3,814 427 264 15,299 15,345 152,838 7,600 38 8,201 16 4,855	259,373 1,014,406 355,460 2,581 457 665 5,715 6,283 44,987 140 1,833 4,859 15 2,712	348,239 1,090,516 516,259 2,573 1,135 10,492 11,758 6,089 140 1,304 28 24,308
Total miscellaneous metals and minerals and mfrs. of		1,415,047	1,140,922	1,922,545	1,696,613	2,014,674
		3,248,611	3,363,243	4,419,136	5,441,686	4,808,926
<i>Recapitulation.</i>						
Metals and minerals and manu- factures of	G. B. .... U. S. .... Arg. Republic ... Austria-Hungary . Belgium .... Brazil .... B. Africa .... B. Australasia :— Australia .... New Zealand ... B. E. Indies .... B. Guiana .... B. W. Indies .... Cen. Am. States... Chile .... China .... Cuba .... Denmark .... France .... French Africa .... Germany .... Hawaii .... Holland .... Hong Kong .... Italy .... Japan .... Mexico .... Newfoundland ... Norway & Sweden Porto Rico .... Portugal .... Roumania .... Russia .... Spain .... St. Pierre. .... Switzerland .... Turkey ....	1,468,609 27,538,955 67,702 170 150,649 13,435 113,776 1,002,403 122,457 13,687 6,952 24,101 2,914 16,771 4,397 10,769 15,576 264,327 3,328 325,065 204,556 5,291 40,725 14,476 46,422 121,709 13,086 201 3,503 122,435 14,986 5,508 5,275 105	1,737,916 29,915,513 143,534 464 144,357 5,760 123,642 1,124,202 170,710 5,239 563 6,784 201 25,140 42,621 4,053 17,180 365,607 3,328 208,573 334,936 5,356 48,458 95 15,699 162,263 20,543 31 1,181 21,475 113,692 18,284 3,680 312 1,881	1,966,906 26,647,226 65,633 464 979,692 23,836 164,894 813,919 124,425 5,425 748 4,240 1,460 23,250 290,390 4,263 14,274 448,516 10,533 537,509 240,096 66,693 69,864 41,482 8,155 168,211 24,739 243 4,713 1,614 181,483 22,775 3,979 312 42	2,101,410 30,037,986 291,494 5,244 473,691 5,463 151,551 613,606 197,966 2,522 517 9,984 1,184 42,344 119,131 5,014 9,775 372,601 4,100 582,967 156,186 448 57,170 90,549 16,350 184,659 25,262 607 4,713 41,916 180,740 22,776 3,265 3,814 1,567	1,863,581 22,073,843 268,267 24,594 823,128 13,879 110,296 683,482 183,691 1,363 4,408 22,990 54 11,133 97,087 22,787 7,709 440,730 244 451,376 75,226 350 37,491 37,177 12,591 115,224 19,990 72 15,545 174,797 8,710 2,505 1,300 3,310

## SESSIONAL PAPER No. 10

No. 16.—STATEMENT (by Countries) of the Values of the Principal Articles Exported, &c.—*Continued.*

ARTICLES EXPORTED.	Countries.	1903.	1904.	1905.	1906.	1907 (9 mos.)
<i>Recapitulation—Con.</i>		\$	\$	\$	\$	\$
Metals and minerals and manu- factures of— <i>Con</i> .....	Uruguay .....	8,926	25,071	1,303	60,474	604
	U. S. of Colombia .....	1,330	1,685	170	.....	.....
	O. C. ....	4,658	8,910	7,964	10,507	8,358
		31,775,907	34,826,982	32,967,936	35,889,553	27,617,856
Milk and cream, condensed....	G. B. ....	795	30	245	9,280	7,069
	U. S. ....	1,045	5,184	16,664	2,046	556
	B. Africa. ....	81,963	103,437	103,298	99,086	22,082
	B. Australasia :—					
	Australia .....	888	363	400	.....	35
	New Zealand....	.....	.....	.....	.....	.....
	B. W. Indies .....	93	306	2,248	4,608	2,469
	China .....	55,145	20,202	89,444	3,251	3,255
	Cuba .....	55,887	.....	3,500	2,400	8,251
	Hong Kong .....	10,427	1,179	1,575	1,200	.....
	Japan .....	18,183	3,439	1,278	.....	310
	Newfoundland .....	6,443	5,918	10,318	6,482	6,621
	Philippines .....	11,688	12,006	39,086	.....	.....
	St. Pierre .....	42	.....	.....	326	38
	O. C. ....	.....	1,697	843	554	701
		242,539	153,761	268,899	129,233	46,387
Musical instruments :—						
Cabinet organs .....	G. B. ....	269,733	200,888	174,895	151,704	141,165
	U. S. ....	7,089	4,812	5,935	6,649	17,536
	Belgium .....	4,614	1,650	750	70	.....
	B. Africa .....	17,982	12,674	9,057	10,645	8,833
	B. Australasia :—					
	Australia .....	12,491	12,477	7,405	11,250	11,585
	New Zealand....	8,510	20,099	6,407	11,291	4,960
	B. W. Indies .....	770	595	795	125	505
	Germany .....	17,464	12,809	18,643	10,230	12,264
	Holland .....	4,351	10,071	5,360	3,850	3,330
	Newfoundland .....	726	1,781	1,667	2,740	1,156
	O. C. ....	5,954	1,705	2,639	1,725	450
		349,684	279,561	233,553	210,279	201,784
All other musical instru- ments .....	G. B. ....	14,710	13,438	10,245	9,469	4,568
	U. S. ....	47,781	54,129	45,247	56,244	32,319
	B. Africa .....	1,038	630	990	1,785	248
	B. Australasia :—					
	Australia .....	14,447	11,566	10,928	17,194	9,262
	New Zealand....	800	1,360	554	630	.....
	B. W. Indies .....	2,605	800	1,360	800	800
	France .....	10	200	.....	39	.....
	Germany .....	1,486	167	.....	2	.....
	Newfoundland .....	404	2,899	1,670	2,405	1,119
	O. C. ....	1,056	2,400	2,382	2,225	1,294
		84,337	87,589	73,376	90,793	49,610

7-8 EDWARD VII., A. 1908

No. 16.—STATEMENT (by Countries) of the Values of the Principal Articles  
Exported, &c.—*Continued.*

ARTICLES EXPORTED.	Countries.	1903.	1904.	1905.	1906.	1907 (9 mos.)
		\$	\$	\$	\$	\$
<i>Recapitulation.</i>						
Musical instruments . . . . .	G. B. . . . .	284,443	214,326	185,140	161,173	145,733
	U. S. . . . .	54,870	58,941	51,182	62,893	49,855
	Belgium . . . . .	4,614	2,650	750	70	.....
	B. Africa . . . . .	19,020	13,304	10,047	12,430	9,081
	B. Australasia:—					
	Australia . . . . .	26,938	24,043	18,333	28,444	20,847
	New Zealand . . . . .	9,310	21,459	6,961	11,921	4,960
	B. W. Indies . . . . .	3,375	1,395	2,155	925	1,305
	France . . . . .	210	200	.....	39	.....
	Germany . . . . .	18,950	12,976	18,643	10,232	12,264
	Holland . . . . .	4,351	10,071	5,360	3,850	3,330
	Newfoundland . . . . .	1,130	4,680	3,337	5,145	2,275
	O. C. . . . .	6,810	3,105	5,021	3,950	1,744
		434,021	367,150	306,929	301,072	251,394
Oil cake . . . . .	G. B. . . . .	264,327	269,045	96,798	237,462	222,225
	U. S. . . . .	4,700	.....	.....	4,351	2,271
	Belgium . . . . .	13,111	13,354	2,132	36,582	108,704
	Germany . . . . .	2,198	.....	.....	11,130	.....
	Holland . . . . .	5,502	3,534	2,686	.....	.....
	O. C. . . . .	107	321	25	66	25
		289,945	286,254	101,641	289,591	333,225
Oils . . . . .	G. B. . . . .	25,823	11,939	4,828	102,790	118,634
	U. S. . . . .	33,008	45,774	65,595	88,578	70,931
	B. Australasia:—					
	Australia . . . . .	6,001	10,501	9,421	8,381	25
	New Zealand . . . . .	1,711	.....	1,839	600	.....
	B. Guiana . . . . .	761	2,045	2,575	2,518	2,200
	B. W. Indies . . . . .	1,574	2,580	2,957	2,658	2,001
	Germany . . . . .	25,923	9,200	4,314	5,990	.....
	Hayti . . . . .	5,789	.....	.....	.....	.....
	Holland . . . . .	4,805	7,380	.....	.....	.....
	Mexico . . . . .	.....	13,626	.....	.....	.....
	Newfoundland . . . . .	8,873	10,974	18,884	10,141	7,773
	O. C. . . . .	1,658	391	65	4,708	54
		115,926	114,410	110,478	226,364	201,618
Paper . . . . .	G. B. . . . .	332,328	447,672	941,314	1,150,649	920,454
	U. S. . . . .	47,400	165,251	184,567	172,590	117,061
	Arg. Republic . . . . .	5,818	8,428	13,204	12,327	17,731
	Belgium . . . . .	26,125	132	3,195	35	.....
	B. Africa . . . . .	19,115	8,704	11,541	53,402	26,397
	B. Australasia:—					
	Australia . . . . .	345,655	383,443	442,134	391,100	339,928
	New Zealand . . . . .	40,938	43,354	107,546	143,979	147,260
	B. E. Indies . . . . .	60	277	.....	.....	1,334
	B. Guiana . . . . .	2,003	553	1,504	757	1,132
	B. W. Indies . . . . .	10,952	13,392	16,336	12,433	9,798
	Brazil . . . . .	7,701	5,440	2,000	.....	5,242
	Chile . . . . .	1,141	762	1,058	.....	3,621
	Cuba . . . . .	3,288	550	8,626	10,547	12,961
	Ecuador . . . . .	1,241	1,029	1,969	.....	525
	Japan . . . . .	.....	393	.....	12,491	38,206
	Mexico . . . . .	.....	8,724	1,086	2,369	6,627
	Newfoundland . . . . .	42,452	50,403	64,992	59,954	30,745
	Peru . . . . .	3,130	4,642	517	2,297	.....
	Philippines . . . . .	1,662	497	30	607	.....

## SESSIONAL PAPER No. 10

No. 16.—STATEMENT (by Countries) of the Values of the Principal Articles Exported, &c.—*Continued.*

ARTICLES EXPORTED.	Countries.	1903.	1904.	1905.	1906.	1907 (9 mos.)
		\$	\$	\$	\$	\$
Paper— <i>Con.</i> . . . . .	St. Pierre.....	395	29	27	82	25
	Venezuela. ....	1,209	2,130	7,682	304	1,160
	O. C. ....	1,053	1,269	1,922	1,787	3,800
		893,607	1,147,074	1,811,250	2,027,620	1,684,907
Provisions :—						
Butter.....	G. B. ....	6,554,014	4,403,094	5,580,354	6,810,151	3,879,005
	U. S. ....	14,179	15,675	95,230	36,167	35,978
	B. Africa. ....	133,958	16,417	4,914	2,056	265
	B. Australasia :—					
	Australia.....	6,187				
	New Zealand.....					
	B. Guiana.....	7,565	6,412	9,034	11,654	8,113
	B. W. Indies.....	112,968	127,790	136,038	134,130	93,213
	Brazil.....	9,684				
	China.....	141	1,763	562	761	5,041
	Cuba.....	202	796	658	285	1,034
	Dan. W. Indies.....	6,977	5,838	4,473	4,560	3,664
	France.....		14	14,440	4,155	
	Germany.....	13	25,644			
	Holland.....		8,175	13,680		
	Japan.....	1,816	6,027	6,496	9,373	9,062
	Mexico.....	4,685			1,268	484
	Newfoundland.....	69,017	88,422	83,031	48,413	56,516
	St. Pierre.....	28,655	26,598	21,827	17,668	17,615
	Venezuela.....	6,574				
	O. C. ....	3,771	2,968	1,629	5,378	7,138
		6,953,906	4,735,653	5,972,366	7,086,019	4,116,228
Cheese. ....	G. B. ....	24,683,404	24,138,291	20,190,447	24,309,096	21,931,558
	U. S. ....	7,842	6,093	16,119	16,389	6,918
	Belgium.....		10	22	287	
	B. Africa.....	2,514	7,559	10,612	16,623	18,261
	B. Australasia :—					
	Australia.....	6,913	6,247	5,411	5,350	245
	New Zealand.....	983	1,039	1,642	1,795	1,690
	B. Guiana.....	2,165	1,193	2,571	3,860	3,143
	B. W. Indies.....	44,674	34,253	48,681	39,542	22,746
	China.....	1,734	1,899	2,013	2,195	2,206
	Cuba.....	331	211	102	811	
	Dan. W. Indies.....	2,037	1,936	2,046	2,056	1,568
	France.....		44	700	7,203	
	Germany.....	170		364		54
	Hong Kong.....	161	1,253	1,079	1,029	
	Japan.....	1,076	1,609	759	775	1,071
	Newfoundland.....	21,334	21,754	35,171	30,992	37,748
	O. C. ....	1,068	1,169	934	3,661	1,073
		24,776,406	24,224,470	20,318,673	24,441,664	22,028,281
Eggs.....	G. B. ....	1,420,760	1,036,035	660,610	448,463	521,656
	U. S. ....	11,560	14,368	37,024	11,924	9,947
	B. Africa.....	4	900	13,066	23,345	14,645
	B. W. Indies.....	2,172	4,126	8,878	8,679	5,050
	Newfoundland.....	1,990	2,769	4,916	5,545	4,984
	St. Pierre.....	4,750	3,925	2,694	3,961	2,117
	O. C. ....	18			116	473
		1,441,254	1,062,123	727,188	502,033	557,972

7-8 EDWARD VII., A. 1908

No. 16.—STATEMENT (by Countries) of the Values of the Principal Articles Exported, &c.—*Continued.*

ARTICLES EXPORTED	Countries.	1903.	1904.	1905.	1906.	1907 (9 mos.)
		£	£	£	£	£
Provisions— <i>Con.</i>						
Meats :—						
Bacon and hams.....	G. B. ....	15,873,739	12,996,720	12,565,652	12,119,804	9,196,305
	U. S. ....	7,004	15,883	25,102	59,551	19,190
	Belgium.....	1,900			6,365	
	B. Africa.....	18,124	2,532	6,953	45,048	1,390
	B. Guiana.....	54	853	64		
	B. W. Indies.....	4,532	12,153	11,303	3,724	1,731
	Cuba.....		15	427	820	99
	Germany.....	3,019				862
	Newfoundland ..	3,437	8,341	8,403	1,190	4,121
	St. Pierre.....	39	251	171	153	100
	O. C.....	346	771		242	185
		15,912,194	13,037,519	12,558,075	12,236,897	9,223,983
Canned meats.....	G. B.....	595,072	2,299,963	3,525,270	1,351,175	372,933
	U. S.....	6,652	9,568	7,184	2,730	158
	B. Africa.....	15,091	37,749	9,857	14,352	33,562
	B. W. Indies.....	1,053	607	335	376	1,615
	Germany.....	760				
	Newfoundland.....	739	1,688	3,356	501	2,475
	O. C.....	544	741	48	127	2,369
		619,911	2,350,316	3,546,050	1,369,261	413,112
Meats, all other, and lard.	G. B.....	574,241	448,647	338,278	305,602	247,266
	U. S.....	56,685	67,355	115,870	71,385	64,939
	Belgium.....				4,826	2,465
	B. Africa.....	9,703	344,901	70,650	19,802	9,449
	B. Australasia :—					
	Australia.....	62,190	675			
	New Zealand.....					
	B. Guiana.....	1,064	1,350	730	503	
	B. W. Indies ..	13,962	17,519	19,941	8,635	10,315
	Cuba.....	5	255	143	68	59
	Dan. W. Indies...		13			
	Germany.....	42,882	70,318	29,051	115,738	6,105
	Newfoundland....	92,419	103,734	122,041	88,701	75,278
	St. Pierre.....	7,576	5,718	5,539	6,572	2,619
	O. C.....	44	1,586	75	432	1,878
		860,771	1,062,051	702,308	622,264	419,773
<i>Recapitulation.</i>						
Provisions .....	G. B.....	49,701,230	45,322,750	42,800,611	45,344,291	36,148,723
	U. S.....	103,922	128,852	296,529	198,146	135,330
	Belgium.....	2,021	20	138	11,478	2,465
	B. Africa.....	179,394	410,058	116,052	121,226	77,572
	B. Australasia :—					
	Australia.....	75,468	6,922	5,411	5,350	245
	New Zealand.....	983	1,039	1,642	1,795	1,690
	B. Guiana.....	10,896	9,959	12,439	16,032	11,264
	B. W. Indies.....	179,361	196,448	225,166	195,086	134,670
	Brazil.....	9,084				
	China.....	1,875	4,010	2,575	2,956	7,247
	Cuba.....	599	1,277	1,330	2,017	1,657
	Dan. W. Indies...	8,114	7,807	6,519	6,616	5,232



## SESSIONAL PAPER No. 10

No. 16.—STATEMENT (by Countries) of the Values of the Principal Articles Exported, &c.—*Continued.*

ARTICLES EXPORTED.	Countries.	1903.	1904.	1905.	1906.	1907 (9 mos.)
<i>Recapitulation—Con.</i>		\$	\$	\$	\$	\$
Provisions— <i>Con.</i>	France .....		58	15,140	11,620	15
	F. W. Indies.....	1,027				
	Germany.....	46,844	95,962	29,415	115,738	7,021
	Hong Kong.....	161	1,253	1,079	1,029	
	Holland.....		8,175	13,680	97	116
	Japan.....	2,892	7,687	7,263	10,232	10,275
	Mexico.....	4,685	159	329	2,895	1,149
	Newfoundland....	188,936	226,708	256,918	175,342	181,122
	St. Pierre.....	41,301	37,418	30,580	29,229	22,169
	U. S. of Colombia.	1,175	2,272	200	1,815	2,145
	Venezuela.....	6,574				
	O. C. ....	2,900	3,298	1,644	5,148	9,242
		50,569,442	46,472,132	43,824,660	46,258,138	36,759,349
Rags.....	G. B. ....	26,790	33,549	79,490	79,294	35,633
	U. S. ....	59,622	110,166	134,717	149,042	145,469
	O. C. ....	50	2,174	150	1,057	3,192
		86,462	145,889	214,357	229,393	184,294
Seeds :—						
Clover and grass.....	G. B. ....	416,182	552,354	215,884	315,477	153,938
	U. S. ....	124,385	386,619	228,858	774,409	277,236
	Belgium.....	3,464	700	3,129		
	B. Australasia :—					
	Australia.....					
	New Zealand....	33,037	62,705		33,409	33,617
	Denmark.....	54,179	32,811	24,926	32,435	12,641
	France.....	597	21,587	660	6,900	6,338
	Germany.....	311,052	352,526	111,462	281,777	19,983
	Holland.....	19,470	4,198	890	4,317	1,840
	Norway & Sweden	3,820	1,500	1,585	3,300	
	O. C. ....	121	22	32	646	47
		957,307	1,415,022	587,426	1,452,670	505,640
Seeds, all other.....	G. B. ....	392,813	29,110	2,086	503,613	2,427,356
	U. S. ....	4,731	13,084	8,372	19,017	25,733
	Belgium.....	125,875			274,104	581,093
	Germany.....	63,025		1,819	15	260,216
	Holland.....		99,403		183,569	346,725
	Newfoundland....	80	190	684	154	115
	O. C. ....		236	1,258	692	676
		586,524	142,023	14,219	981,164	3,641,914
<i>Recapitulation.</i>						
Seeds.....	G. B. ....	808,995	581,464	217,970	819,090	2,581,294
	U. S. ....	129,116	399,703	237,230	793,426	302,969
	Belgium.....	129,339	700	3,129	274,104	581,093
	B. Australasia :—					
	Australia.....			69	207	
	New Zealand....	33,037	62,705		33,409	34,241
	B. W. Indies.....		45	1,005	265	

No. 16.—STATEMENT (by Countries) of the Values of the Principal Articles  
Exported, &c.—*Continued.*

ARTICLES EXPORTED.	Countries.	1903.	1904.	1905.	1906.	1907 (9 mos.)
<i>Recapitulation—Con.</i>		\$	\$	\$	\$	\$
Seeds— <i>Con</i> . . . . .	Denmark . . . . .	54,179	32,811	24,926	32,435	12,641
	France . . . . .	597	21,587	660	6,900	6,338
	Germany . . . . .	374,077	352,526	113,281	281,792	280,199
	Holland . . . . .	10,470	103,601	890	187,886	348,565
	Newfoundland . . . . .	201	209	692	379	162
	Norway & Sweden . . . . .	3,820	1,500	1,585	3,300	...
	O. C. . . . .	...	194	208	641	52
		1,543,831	1,557,045	601,645	2,433,834	4,147,554
Settlers' effects . . . . .	G. B. . . . .	46,961	122,835	94,533	101,667	68,747
	U. S. . . . .	1,297,117	1,166,144	1,316,275	1,615,838	1,193,808
	Belgium . . . . .	4,520	200	1,130	125	190
	B. Africa . . . . .	4,370	4,200	1,900	991	500
	B. Australasia :—					
	Australia . . . . .	1,290	1,384	1,190	603	1,023
	New Zealand . . . . .	...	...	52	473	100
	B. E. Indies . . . . .	3,899	906	545	800	...
	B. W. Indies . . . . .	1,840	2,353	1,766	2,445	7,238
	China . . . . .	4,845	760	3,896	879	376
	France . . . . .	775	6,191	9,275	1,960	1,848
	Germany . . . . .	3,016	354	...	1,839	1,735
	Hawaii . . . . .	...	600	75	1,530	...
	Hong Kong . . . . .	1,690	115	754	7	...
	Italy . . . . .	10,000	...	...	100	...
	Japan . . . . .	2,254	625	342	3,260	...
	Mexico . . . . .	365	650	34	2,705	1,250
	Newfoundland . . . . .	7,196	7,761	8,596	11,431	8,271
	O. C. . . . .	1,899	425	2,800	14,996	3,618
		1,392,037	1,315,503	1,443,163	1,761,649	1,288,704
Ships sold to other countries . . . . .	G. B. . . . .	...	...	...	...	...
	U. S. . . . .	23,981	3,025	33,575	48,060	11,800
	Brazil . . . . .	...	...	6,813	...	...
	Chile . . . . .	...	...	...	...	18,500
	Dan. W. Indies . . . . .	95,000	...	...	...	...
	Dutch W. Indies . . . . .	7,500	...	...	...	...
	France . . . . .	10,000	...	...	3,000	...
	Italy . . . . .	13,626	15,327	...	...	...
	Mexico . . . . .	11,400	...	...	300	6,000
	Newfoundland . . . . .	6,000	...	900	1,810	12,060
	Norway & Sweden . . . . .	...	10,607	25,600	9,500	17,000
	Russia . . . . .	...	21,906	...	...	...
	St. Pierre . . . . .	...	700	12,000	...	2,600
	O. C. . . . .	...	...	...	...	...
		167,507	51,565	78,888	62,670	67,960
Spirits and wines . . . . .	G. B. . . . .	45,498	62,893	80,277	43,842	35,836
	U. S. . . . .	441,776	517,413	576,907	921,877	931,964
	Arg. Republic . . . . .	2,925	2,400	1,200	3,000	600
	Belgium . . . . .	14,981	20,496	...	9,691	...
	Brazil . . . . .	986	555	684	372	550
	B. Africa . . . . .	23,305	5,776	2,561	6,615	2,694
	B. Australasia :—					
	Australia . . . . .	14,576	7,610	7,730	8,573	8,578
	New Zealand . . . . .	262	524	1,676	262	25

## SESSIONAL PAPER No. 10

No. 16.—STATEMENT (by Countries) of the Values of the Principal Articles Exported, &c.—*Continued.*

ARTICLES EXPORTED.	Countries.	1903.	1904.	1905.	1906.	1907 (9 mos.)
		\$	\$	\$	\$	\$
Spirits and wines— <i>Con.</i> .....	B. E. Indies . . .	170	1,612	1,222	1,313	262
	B. Honduras. . . .	1,400	4,377	1,501	3,743	510
	B. W. Indies . . . .	6,294	5,034	10,525	9,617	7,800
	Can. Am. States. . .	9,761	15,413	21,437	23,145	35,735
	Chile. . . . .	2,086	1,521	3,182	6,059	3,504
	China . . . . .		1,355	991	936	1,146
	Cuba . . . . .	734	2,917	3,500	6,681	13,166
	Egypt. . . . .		1,050	5,775	7,355	5,512
	France. . . . .	8,715	7,143	10,476	3,782	4,091
	Germany. . . . .	18,019	15,361	3,526	46,368	7,080
	Hawaii. . . . .		1,186	739	1,299	787
	Holland . . . . .	560	1,848		5	
	Japan . . . . .	828	740	781	281	1,641
	Mexico . . . . .	16,814	17,901	14,507	20,858	9,215
	Newfoundland. . . .	7,450	2,704	2,213	3,700	1,474
	Peru . . . . .	420	943	2,445	1,418	4,408
	Philippines. . . . .	5,875	10,691	21,409	3,675	
	St. Pierre. . . . .	722	971	1,153	618	695
	U. S. of Colombia. .	94	2,083	487	2,114	787
	O. C. . . . .	9,418	7,497	7,010	7,456	3,535
		633,669	720,014	783,934	1,144,655	1,081,595
Stone and manufactures of . . . .	G. B. . . . .	4,387	297	240	1,037	3,549
	U. S. . . . .	595,359	489,724	569,942	679,828	475,349
	B. Africa. . . . .	625	15,593	900	920	
	B. Guiana. . . . .		113	30		10
	B. W. Indies . . . .	132	944	1,543	680	252
	Cuba. . . . .	2,070	2,763	1,360	3,457	16,196
	Newfoundland. . . .	1,159	2,584	3,771	1,809	1,521
	Porto Rico. . . . .	80				
	St. Pierre. . . . .	37	12	27	48	10
	O. C. . . . .	558	306	716	157	236
		604,407	512,336	578,529	687,936	497,123
Sugar and molasses. . . . .	G. B. . . . .	12,171	3,296	5,218	8,100	17,570
	U. S. . . . .	206,995	161,841	159,713	176,282	183,598
	B. W. Indies. . . . .	799	1,284	1,308	1,315	148
	Newfoundland . . . .	9,467	15,849	14,628	21,469	12,618
	St. Pierre. . . . .	186	251	357	519	221
	O. C. . . . .	870	1,220	2,662	2,499	631
		230,488	183,741	183,886	210,184	214,786
Tobacco and manufactures of . .	G. B. . . . .	12,245	21,679	20,667	22,330	21,765
	U. S. . . . .	253,774	558,903	397,525	231,975	124,987
	Belgium . . . . .	8,848	14,248	11,049	24,590	15,649
	B. Africa. . . . .	755	179	121	22	
	B. Australasia:—					
	Australia. . . . .	17	991	2,843	2,086	1,932
	New Zealand. . . .	206	648	309	563	
	B. W. Indies. . . . .	1,119	41	357	211	81
	Denmark . . . . .	20	1,300			
	France . . . . .	3,485	300	958	630	
	Germany. . . . .	9,119	12,435	10,592	4,104	4,621
	Holland . . . . .	7,812	1,972	2,176	3,171	5,493
	Newfoundland . . . .	14,334	22,039	28,185	17,370	9,070
	Norway & Sweden. . .	700	100			
	St. Pierre. . . . .	13,522	9,225	11,000	6,825	2,383

No. 16.—STATEMENT (by Countries) of the Values of the Principal Articles  
Exported, &c.—*Continued.*

ARTICLES EXPORTED.	Countries.	1903.	1904.	1905.	1906.	1907. (9 mos.)
		\$	\$	\$	\$	\$
Tobacco and manufactures of — <i>Con.</i>	Switzerland.....					
	O. C.....	826	545	1,264	1,862	754
		326,782	644,605	487,046	315,739	186,735
Vegetables :— Potatoes.....	G. B.....		1,689	12	5	
	U. S.....	59,316	749,881	36,117	131,890	5,731
	B. Australasia :—					
	Australia.....	1,686			1,455	941
	New Zealand.....					7,046
	B. Guiana.....	37,977	32,108	42,982	34,978	28,471
	B. W. Indies.....	64,455	75,393	72,094	73,760	50,485
	Cuba.....	169,672	288,750	227,095	377,140	259,816
	Dan. W. Indies...	15	16		4	
	Mexico.....				7,753	4,378
	Newfoundland...	22,056	20,028	20,288	22,517	14,752
	Porto Rico.....	24,034	4,551	5,649	1,946	170
	St. Pierre.....	6,939	6,792	4,986	5,574	4,407
	U. S. of Colombia.	985	165			240
	O. C.....	1,960	108	645	3,938	2,718
		389,095	1,179,481	409,868	660,960	379,155
All other, including canned vegetables.....	G. B.....	7,375	30,417	18,474	9,895	5,693
	U. S.....	125,779	184,200	210,514	223,543	189,983
	B. Africa.....	13,964	14,454	1,242	5,292	374
	B. Australasia :—					
	Australia.....			10	528	2,344
	New Zealand.....	22			60	218
	B. Guiana.....	1,126	95	179	62	1
	B. W. Indies.....	9,089	4,594	3,882	6,955	3,705
	Dan. W. Indies...	120	27	13		
	France.....	3,150	36		8,160	
	Japan.....	465	60	9		
	Newfoundland....	11,327	6,164	5,898	9,387	6,979
	St. Pierre.....	2,482	1,731	1,015	1,584	1,137
	O. C.....	695	1,347	706	4,018	690
		175,594	243,125	241,942	269,484	211,124
<i>Recapitulation.</i>						
Vegetables.....	G. B.....	7,375	32,106	18,486	9,900	5,693
	U. S.....	185,095	934,081	246,631	355,453	195,714
	B. Africa.....	13,988	14,454	1,242	5,312	374
	B. Australasia :—					
	Australia.....	1,686		10	1,983	3,285
	New Zealand....	22			60	7,264
	B. Guiana.....	39,103	32,203	43,161	35,040	28,472
	B. W. Indies.....	73,544	79,987	75,976	80,715	54,190
	Cuba.....	169,672	288,768	227,119	379,249	259,931
	Dan. W. Indies...	135	43	13	4	
	France.....	3,150	36		8,160	
	Japan.....	465	68	9		
	Mexico.....			11	9,226	4,438
	Newfoundland....	33,383	26,192	26,186	31,904	21,731
	Porto Rico.....	24,034	4,551	5,694	2,005	182
	St. Pierre.....	9,421	8,523	6,001	7,158	5,544
	U. S. of Colombia.	985	165			240
	O. C.....	2,631	1,429	1,271	4,295	3,221
		564,689	1,422,606	651,810	930,444	590,279

## SESSIONAL PAPER No. 10

No. 16.—STATEMENT (by Countries) of the Values of the Principal Articles  
Exported, &c.—*Continued.*

ARTICLES EXPORTED.	Countries.	1903.	1904.	1905.	1906.	1907. (9 mos.)
		\$	\$	\$	\$	\$
Wood and infs. of :—						
Wood, unmanufactured—						
Bark for tanning.....	G. B. ....					
	U. S. ....	74,816	66,905	59,552	33,197	31,481
		74,816	66,905	59,552	33,197	31,481
Firewood.....	G. B. ....					180
	U. S. ....	115,634	71,887	84,819	68,881	48,921
	St. Pierre. ....	51	54	105	231	325
	O. C. ....	84	20	25	10	6
		115,769	71,961	84,949	69,122	49,432
Logs, all kinds. ....	G. B. ....	29,795	44,724	37,330	32,226	38,948
	U. S. ....	401,743	364,292	439,500	523,548	421,390
	Newfoundland....	410	7,885	2,746	1,329	
	O. C. ....	2,610	2,732	610	165	217
		434,558	419,633	480,186	557,268	460,555
Lumber—						
Deals, pine. ....	G. B. ....	3,538,272	2,749,432	1,870,794	2,166,525	1,521,931
	U. S. ....	34,638	99,504	185,868	172,785	99,511
	Arg. Republic ..		144			
	Belgium ....	9,928	4,255	2,685	4,126	
	B. Africa. ....	44,910	128,476	5,810	2,400	700
	B. W. Indies....			275		
	France. ....				1,800	
	Germany ....	1,086			1,930	2,376
	Newfoundland. .			3,155	25	
	Spain. ....	23,706			1,187	
	Spanish Africa...			8,000		
	O. C. ....	1,377	2,533	335	3,149	
		3,653,917	2,984,344	2,076,922	2,353,927	1,624,518
Deals, spruce and other.	G. B. ....	7,643,753	7,210,740	6,188,553	5,827,309	6,414,045
	U. S. ....	257,647	260,145	350,176	569,600	328,235
	Arg. Republic...	4,730	8,982	28,220	24,530	21,985
	Belgium ....	3,732	946	640	864	4,412
	Brazil. ....	34,403	9,100	360	13,160	13,188
	B. Africa. ....	33,579	7,213	4,050		
	B. Australasia :—					
	Australia. ....	49,512	96,007	124,546	42,044	20,579
	New Zealand ....					
	Denmark. ....			18,000		
	France. ....	128,010	190,828	109,803	26,798	53,728
	French Africa ...	5,220				
	Germany. ....	882			299	
	Newfoundland....	560	6,328	148	295	
	Norway & Sweden.				6,345	
	Portugal.....	61,417	36,005	46,741	25,856	9,950
	Spain. ....	90,249	77,202	18,244	11,672	4,053
	St. Pierre. ....	200	1,958	930		
	O. C. ....	1,560	14,990	8,358	5,840	5,996
		8,815,454	7,920,444	6,898,769	6,554,612	6,876,171



No. 16.—STATEMENT (by Countries) of the Values of the Principal Articles Exported, &c.—*Continued.*

ARTICLES EXPORTED.	Countries.	1903.	1904.	1905.	1906.	1907 (9 mos.)
		\$	\$	\$	\$	\$
Wood and mfrs. of— <i>Con.</i>						
Wood, unmanufactured— <i>Con.</i>						
Lumber— <i>Con.</i>						
Deal ends.....	G. B. ....	529,434	393,386	364,809	364,252	279,327
	U. S. ....	5,872	6,679	10,430	8,062	14,589
	Belgium .....	834		580		
	B. Africa. ....		100			
	B. Australasia :—					
	Australia .....	2,222	1,051	2,523	1,214	507
	New Zealand .....					
	France .....	2,842	2,758	2,033	840	969
	French Africa. ....	200				
	Portugal .....	1,235	2,202	11,350	717	
	Spain .....	7,587	645	521	276	147
	O. C. ....	1,543	268	281		
		551,769	407,089	392,527	375,361	295,539
Planks and boards . . .	G. B. ....	1,553,587	1,617,315	1,299,226	1,501,813	1,215,421
	U. S. ....	10,573,616	8,905,843	10,160,355	13,702,150	11,245,999
	Arg. Republic .....	873,370	862,296	1,104,799	1,367,774	1,503,389
	Belgium .....	24,288	15,149	19,556	16,793	16,029
	Brazil. ....	9,353	59,595	46,244		32,597
	B. Africa. ....	141,268	245,875	77,142	81,583	75,405
	B. Australasia :—					
	Australia .....	75,123	102,694	118,640	276,748	259,965
	New Zealand .....		1,517	110	21,000	50
	B. E. Indies .....	64,659		20		
	B. Guiana. ....	32,187	33,995	31,996	33,978	16,525
	B. W. Indies. ....	111,799	165,585	192,778	111,159	162,911
	Chile. ....	109,721	209,210	170,053	165,260	180,502
	China. ....	57,497	65,444	1,730	34,915	1,530
	Cuba. ....	119,954	140,840	254,760	249,584	239,096
	Dan. W. Indies. ....	3,226			32	1,461
	Dutch W. Indies. ....			4,980		
	Egypt .....					31,110
	Fiji .....	2,017	22,661	4,270	23,458	7,850
	France .....	6,076	150		1,700	
	F. W. Indies. ....	200	3,963		99	
	Germany. ....	3,400	1,000	49,690	24,500	
	Holland. ....	2,335	5,899	781	4,450	
	Hong Kong. ....	4,508	11,594	11,384	28,527	1,700
	Japan .....	68,140	41,688	52,187	61,771	23,344
	Madeira. ....	16,579	20,474	25,081	20,842	21,100
	Mexico .....	4,204	965	3,264	8,060	35,296
	Newfoundland. ....	3,171	4,170	8,497	12,896	6,727
	Peru .....	63,256	22,395	55,380	31,972	61,437
	Porto Rico. ....	37,747	41,764	51,233	74,950	98,490
	Portugal .....	8,111	286			
	St. Pierre. ....	11,922	31,335	4,095	2,243	2,319
	Spain. ....	326				2,127
	Sp. Poss. in Africa	13,573	34,740	29,760	21,225	23,763
	Uruguay .....	12,800	43,185	62,471	83,281	64,252
	U. S. of Colombia. ....	105				
	O. C. ....	725	4,045	2,187	3,642	4,937
		14,008,846	12,715,672	13,851,669	17,966,399	15,335,336

## SESSIONAL PAPER No. 10

No. 16.—STATEMENT (by Countries) of the Values of the Principal Articles  
Exported, &c.—*Continued.*

ARTICLES EXPORTED.	Countries.	1903.	1904.	1905.	1906.	1907 (9 mos.)
Wood and infsrs. of— <i>Con.</i> Wood, unmanufactured— <i>Con.</i> Lumber— <i>Con.</i> Laths, palings and pick- ets. ....		\$	\$	\$	\$	\$
	G. B. ....	28,188	28,886	30,206	32,234	17,890
	U. S. ....	1,000,496	787,613	1,165,454	1,697,926	1,526,774
	B. Australasia :—					
	Australia ....	8,209	11,987	6,909	7,859	7,457
	New Zealand....	215		965	1,567	4,398
	B. W. Indies....	574	1,251	4,110	2,731	421
	Chile. ....	590		669	638	1,513
	Cuba. ....			18		
	Newfoundland....	910	24		3	6
	St. Pierre. ....	25	162	67	33	
	Sp. Poss. in Africa	1,861	4,916	4,834	710	856
	O. C. ....	61	1,100	200	600	
		1,041,129	835,939	1,213,432	1,743,401	1,559,315
Joists and scantling ....	G. B. ....	290,131	368,433	363,327	379,933	428,614
	U. S. ....	121,393	113,428	305,698	556,562	251,201
	Arg. Republic ....	18,085	28,791	159,041	93,486	53,114
	B. Africa. ....	9,270			180	
	Brazil. ....		1,204	9,890		
	B. W. Indies....	453	191	2,173	3,613	317
	Cuba. ....				890	60
	Newfoundland....		58	51	129	72
	Norway & Sweden.					11,904
	Porto Rico. ....		448			546
	Sp. Poss. in Africa	5,665	4,903	5,240		
	Uruguay. ....		6,537	19,962	11,245	15,285
	O. C. ....	6,197	845	3,259	360	80
		451,194	524,838	868,641	1,046,388	761,193
Staves and headings....	G. B. ....	43,250	47,735	38,736	35,198	32,008
	U. S. ....	233,062	145,079	101,595	67,945	118,598
	B. Australasia :—					
	Australia ....			2,758	4,795	
	New Zealand....					
	B. W. Indies....	168	4,284	227	178	9
	F. W. Indies....	1,203	1,833	603		285
	Newfoundland....	264	854	1,422	343	508
	St. Pierre. ....	833	1,524	349	190	202
	O. C. ....	3,632	6,196		3,207	3,092
		284,412	207,505	145,690	111,856	154,702
Lumber, all other, N. E. S.	G. B. ....	254,505	213,508	189,400	166,319	120,174
	U. S. ....	323,997	173,823	226,909	312,655	337,665
	Arg. Republic ....	17,294	12,827	885	1,981	1,298
	B. Africa. ....	7,214	6,014	5,962	4,000	9,173
	B. Australasia :—					
	Australia ....				1,171	
	New Zealand....					
	B. W. Indies....	1,225	1,464	2,708	1,660	928
	China. ....	51		350		
	France. ....	3,832	3,707	1,005	5,545	6,145
	Germany. ....	4,325	4,300	3,450		202
	Holland. ....	1,650		384		
	Japan. ....	640	620	882	5	

7-8 EDWARD VII., A. 1908

No. 16.—STATEMENT (by Countries) of the Values of the Principal Articles Exported, &c.—*Continued.*

ARTICLES EXPORTED.	Countries.	1903.	1904.	1905.	1906.	1907. (9 mos.)
		\$	\$	\$	\$	\$
Wood and mfrs. of— <i>Con.</i> Wood, unmanufactured— <i>Con.</i> Lumber, all other, N. E. S. — <i>Con.</i> . . . . .	Newfoundland . . . . . St. Pierre . . . . . O. C. . . . .	2,324 1,097 8,113	1,694 521 15,834	2,750 3,928 5	1,211 147 16,837	1,441 557 8,416
		626,267	434,312	438,618	511,531	485,999
<i>Recapitulation.</i>						
Lumber. . . . .	G. B. . . . . U. S. . . . . Arg. Republic . . . . . Belgium . . . . . Brazil . . . . . B. Africa . . . . . B. Australasia :— Australia . . . . . New Zealand . . . . . B. E. Indies . . . . . B. Guiana . . . . . B. W. Indies . . . . . Chile . . . . . China . . . . . Cuba . . . . . Denmark . . . . . Dan. W. Indies . . . . . Egypt . . . . . Fiji . . . . . France . . . . . F. W. Indies . . . . . French Africa . . . . . Germany . . . . . Gibraltar . . . . . Hong Kong . . . . . Holland . . . . . Italy . . . . . Japan . . . . . Madeira . . . . . Mexico . . . . . Newfoundland . . . . . Norway & Sweden . . . . . Peru . . . . . Philippines . . . . . Porto Rico . . . . . Portugal . . . . . St. Pierre . . . . . Spain . . . . . Sp. Poss. in Africa . . . . . Uruguay . . . . . U. S. of Colombia . . . . . O. C. . . . .	13,881,120 12,552,721 913,719 38,782 44,147 236,246 138,364 215 64,659 32,401 114,219 110,311 57,558 121,659 142,988 18,200 3,226 2,167 140,760 1,780 5,420 9,693 4,510 4,034 53 68,780 18,105 10,842 7,229 63,256 37,747 71,735 15,641 121,868 25,004 12,800 105 2,165	12,629,435 10,492,114 913,040 20,350 70,739 387,678 211,739 1,517 33,995 185,760 210,502 65,444 142,988 258,522 24,288 4,470 197,514 5,796 9,662 14,943 5,899 53 42,308 21,145 11,457 13,166 22,395 42,212 40,096 35,500 77,847 45,089 49,722 5,750	10,345,051 12,515,485 1,293,026 23,461 56,491 92,964 258,103 1,075 31,996 202,410 170,722 2,080 258,522 18,200 112,841 603 53,140 11,384 1,165 53,069 25,081 3,264 16,023 55,380 51,233 58,431 9,369 19,117 47,834 83,758 10,497	10,473,583 17,086,785 1,487,771 21,783 14,040 88,763 335,890 22,567 34,282 119,341 163,898 34,915 257,064 3,010 36,683 99 26,729 28,527 4,450 61,776 20,842 12,512 14,896 31,972 74,950 26,573 2,733 13,135 21,935 95,206 6,398	10,029,410 13,922,572 1,579,786 20,441 45,785 85,278 288,508 4,448 16,529 164,586 182,668 1,530 243,622 400 1,461 31,110 7,850 60,842 285 2,578 1,700 23,344 21,100 35,296 8,754 22,759 61,437 99,036 9,950 3,078 6,327 24,619 81,067 4,617
		28,932,988	26,030,143	25,886,268	30,663,475	27,092,773
Shingles. . . . .	G. B. . . . . U. S. . . . . B. Australasia :— Australia . . . . . New Zealand . . . . . B. Guiana . . . . . B. W. Indies . . . . .	1,596,181 3 336 10,180	1,679,625 765 452 28,336	1,587,127 37 29,807	990 1,874,249 30,814	1,325,958 50 9,716

## SESSIONAL PAPER No. 10

No. 16.—STATEMENT (by Countries) of the Values of the Principal Articles Exported, &c.—*Continued.*

ARTICLES EXPORTED.	Countries.	1903.	1904	1905.	1906.	1907. (9 mos.)
		\$	\$	\$	\$	\$
Wood and mfrs. of— <i>Con.</i> Wood, unmanufactured— <i>Con.</i> Shingles— <i>Con.</i> .....	Dan. W. Indies.... Newfoundland.... St. Pierre..... O. C.....	150 538 2,138 617	..... 767 539 754	..... 1,635 941 1,020	..... 1,261 740 432	42 244 ..... 1,507
		1,610,143	1,711,238	1,620,567	1,908,486	1,340,854
Sleepers and railroad ties.	G. B..... U. S..... Mexico..... O. C.....	2,634 207,814 ..... 500	5,405 183,549 ..... 100	4,567 174,414 ..... 2,320	300 325,340 2,132 611	50 295,851 78,081 8,390
		210,948	189,054	181,301	328,383	382,372
Stave bolts.....	U. S.....	5,337	3,995	1,484	2,496	484
Shooks, box and other....	G. B..... U. S..... Arg. Republic.... B. Australasia :— Australia..... New Zealand.... B. Guiana..... B. W. Indies..... F. W. Indies..... Germany..... Mexico..... Newfoundland.... St. Pierre..... Sp. Poss. in Africa Uruguay..... O. C.....	270,731 73,604 15,456 ..... 600 ..... 21 11,138 3,513 ..... 18,233 335 1,692 29,386 6,392 9,071	196,496 53,150 35,393 ..... ..... ..... 16,268 3,709 ..... 17,882 495 198 14,576 1,293 4,226	301,663 43,552 33,187 ..... ..... ..... 19,670 ..... ..... 24,384 1,536 506 3,450 12,457 1,786	268,550 31,625 13,337 ..... ..... 6,119 19,907 610 215 ..... 2,573 1,903	223,132 18,756 7,710 ..... 423 ..... 82 11,725 149 ..... 14,983 ..... 200 ..... 3,661 4,281
		440,172	343,686	442,518	367,778	285,020
Timber, square :— Oak.....	G. B..... U. S..... O. C.....	433,694 447 .....	375,475 170 450	146,380 1,427 155	296,651 230 .....	245,770 466 .....
		434,141	376,395	147,962	296,881	246,236
Pine, white.....	G. B..... U. S..... France..... O. C.....	1,294,716 9,041 ..... 6,800	1,514,019 2,656 ..... 21,810	980,040 2,620 1,748 11,462	973,333 2,996 2,220 4,489	857,320 561 ..... 269
		1,310,557	1,538,485	995,870	983,038	858,150
Timber, square, all other	G. B..... U. S..... France..... Germany..... Newfoundland.... O. C.....	807,048 7,338 4,638 21 25 9,465	409,917 29,850 12,160 ..... ..... 16,212	465,482 13,679 1,480 ..... 180 2,917	529,641 30,436 8,519 275 134 7,907	459,758 8,411 2,589 ..... 864 .....
		828,535	468,139	483,738	576,912	471,622
Total timber, square....		2,573,233	2,383,019	1,627,570	1,856,831	1,576,008

7-8 EDWARD VII., A. 1908

No. 16.—STATEMENT (by Countries) of the Values of the Principal Articles  
Exported, &c.—*Continued.*

ARTICLES EXPORTED.	Countries.	1903.	1904.	1905.	1906.	1907 (9 mos.)
		\$	\$	\$	\$	\$
Wood and mfrs. of— <i>Con.</i>						
Wood, unmanufactured— <i>Con.</i>						
Wood for wood pulp.....	G. B. . . . .					
	U. S. ....	1,558,560	1,788,049	2,600,814	2,649,106	1,999,264
	O. C. ....					
		1,558,560	1,788,049	2,600,814	2,649,106	1,999,264
Wood, all other, N.E.S., unmanufactured.. . . .	G. B. ....	11,611	11,914	14,398	32,125	10,872
	U. S. ....	315,167	209,251	255,155	390,356	283,338
	B. Africa .....	7,051	10,574	2,827	12	
	B. W. Indies...	2,173	2,162	1,628	2,094	769
	Germany.....	5,932		1,332		
	Newfoundland...	1,746	1,313	334	1,548	1,470
	Philippines....	4,758	9,454			
	St. Pierre....	3,093	1,387	861	1,197	670
	O. C. ....	5,728	13,182	1,936	6,425	2,613
		357,259	259,237	278,471	433,757	299,732
Total wood, unmanufactured .....		36,313,783	33,266,920	33,263,680	38,869,899	33,517,975
Wood, manufactured :—						
Household furniture .....	G. B. ....	228,684	168,976	128,785	123,026	54,900
	U. S. ....	31,326	27,553	19,753	18,158	14,405
	Arg. Republic .....			2,011	4,351	250
	B. Africa .....	51,744	41,079	26,720	60,662	49,370
	B. Australasia :—					
	Australia.....	18,064	28,825	44,635	32,034	3,925
	New Zealand....	9,584	26,012	27,343	10,193	71
	B. E. Indies....	35	255	740	44	
	B. Guiana.....	395		30	144	4
	B. W. Indies....	9,486	14,434	26,266	12,553	4,863
	Cuba.....	2,830	9,449	10,175	4,634	47
	Mexico.....			740	717	
	Newfoundland...	18,404	27,198	23,211	21,405	15,469
	St. Pierre.....	126	269		8	77
	O. C. ....	7,415	2,949	1,737	1,312	939
		378,093	346,999	312,146	289,241	144,320
Doors, sashes and blinds..	G. B. ....	249,351	153,567	76,190	84,651	64,474
	U. S. ....	22,813	3,506	8,835	17,715	198
	B. Africa .....	58,296	24,413	41,195	60,545	13,948
	B. Australasia :—					
	Australia.....	97		444		64
	New Zealand....				80	
	B. W. Indies....	66		168	1,055	1,314
	Newfoundland...	176	80	10	21	
	O. C. ....	1,677	6,134	1,928	160	116
		331,976	187,700	128,770	164,227	80,114



## SESSIONAL PAPER No. 10

No. 16.—STATEMENT (by Countries) of the Values of the Principal Articles  
Exported, &c.—*Continued.*

ARTICLES EXPORTED.	Countries.	1903.	1904.	1905.	1906.	1907 (9 mos.)
Wood and infrs. of— <i>Con.</i> Wood, manufactured— <i>Con.</i> Matches and match splints		\$	\$	\$	\$	\$
	G. B. ....	110,117	186,832	147,714	105,314	37,224
	U. S. ....	604	82	275	2,165	86
	B. W. Indies.....	678	831	697	773	273
	Newfoundland....	318	1,521	128	138	132
	St. Pierre.....	247	208	201	103	45
	O. C. ....	84	3,147	2,957	652	1,010
		112,048	192,621	151,972	109,145	38,770
Wood pulp.....	G. B. ....	1,129,173	548,720	680,199	998,702	558,609
	U. S. ....	1,795,768	1,807,442	2,694,619	2,419,628	2,397,448
	Belgium.....	217,470	21,531	4,131		
	B. Australasia :—					
	Australia.....	719	1,367	721		
	New Zealand....				1,258	
	France.....	200	375	14,168	46,337	22,446
	Japan.....	7,588	21,065	144	5,329	2,579
	Mexico.....				6,896	3,043
	Newfoundland....			5,395		
	O. C. ....	25	8,574	278		820
		3,150,943	2,409,074	3,399,655	3,478,150	2,984,945
Wood, all other, N.E.S., manufactured.....	G. B. ....	375,851	370,189	278,009	368,587	177,731
	U. S. ....	143,510	123,540	157,841	133,972	89,343
	Belgium.....	152	545	4,289	2,345	1,568
	B. Africa.....	5,345	10,533	6,184	16,665	16,727
	B. Australasia :—					
	Australia.....	11,099	6,376	9,912	39,021	62,366
	New Zealand....	6,495	8,255	10,425	22,210	30,912
	B. E. Indies.....		155	713		352
	B. Guiana.....	1,684	2,846	929	640	820
	B. W. Indies.....	10,638	18,866	30,252	16,574	11,508
	Denmark.....	56	612	120	545	370
	France.....	579	2,339	332	2,621	3,626
	Germany.....	917	1,463	2,042	1,657	687
	Newfoundland....	14,329	14,933	16,845	18,171	13,789
	St. Pierre.....	2,497	526	1,273	434	170
	O. C. ....	8,021	1,772	2,279	12,006	12,065
		581,173	562,950	521,445	635,448	422,034
Total wood, manufactured..		4,554,233	3,699,344	4,513,988	4,676,211	3,670,183
<i>Recapitulation.</i>						
Wood and manufactures of....	G. B. ....	18,824,525	16,615,669	13,605,808	14,287,679	12,758,378
	U. S. ....	18,911,924	16,907,916	20,660,951	25,610,883	20,858,933
	Arg. Republic....	929,175	948,433	1,330,351	1,505,834	1,592,612
	Belgium.....	257,312	43,550	33,756	24,163	22,159
	Brazil.....	44,147	70,754	56,494	14,040	45,970
	B. Africa.....	362,233	476,126	171,741	226,753	166,351
	B. Australasia :—					
	Australia.....	169,082	249,146	313,920	407,360	358,200
	New Zealand....	16,294	36,274	38,909	56,313	35,904
	B. E. Indies.....	64,694	410	1,473	44	352
	B. Guiana.....	35,127	37,355	33,421	35,148	17,473
	B. W. Indies....	159,127	266,777	313,102	206,061	213,166
	Chile.....	113,755	218,834	171,225	168,478	182,668

7-8 EDWARD VII., A. 1908

No. 16.—STATEMENT (by Countries) of the Values of the Principal Articles  
Exported, &c.—*Continued.*

ARTICLES EXPORTED.	Countries.	1903.	1904.	1905.	1906.	1907 (9 mos.)
<i>Recapitulation—Con.</i>		\$	\$	\$	\$	\$
Wood and manufactures of						
— <i>Con.</i> .....	China.....	57,934	74,435	2,899	35,502	2,199
	Cuba.....	130,198	155,799	269,941	270,727	247,987
	Denmark.....	56	635	18,320	3,555	770
	Dan. W. Indies.....	3,391	.....	.....	32	1,535
	Egypt.....	97	1,079	506	.....	31,418
	Fiji.....	2,202	24,913	6,158	27,419	12,859
	France.....	146,204	212,502	130,915	97,670	89,573
	F. W. Indies.....	6,909	10,154	603	99	618
	French Africa.....	5,420	.....	.....	.....	.....
	Germany.....	21,776	15,757	57,146	34,916	3,385
	Hong Kong.....	4,510	14,993	11,384	28,567	1,700
	Holland.....	4,423	9,793	1,839	4,520	180
	Italy.....	337	53	97	233	338
	Japan.....	76,831	63,458	53,213	67,910	26,000
	Madeira.....	18,164	21,145	25,281	20,860	21,185
	Mexico.....	29,075	29,912	29,388	43,180	134,000
	Newfoundland.....	43,545	67,808	68,448	59,523	40,728
	Norway & Sweden.....	.....	.....	.....	14,967	23,321
	Peru.....	63,256	22,395	55,380	31,972	61,437
	Philippines.....	4,758	9,454	.....	17	.....
	Porto Rico.....	38,432	44,390	53,480	75,357	101,627
	Portugal.....	72,556	40,176	58,607	26,573	9,950
	Portuguese Poss.....	2,349	.....	.....	.....	.....
	St. Pierre.....	25,637	40,155	13,338	5,998	4,565
	Spain.....	121,868	78,012	19,117	13,135	6,327
	Sp. Poss. in Africa.....	61,003	59,665	51,284	24,105	24,619
	Uruguay.....	19,242	51,015	96,215	97,779	84,728
	U. S. of Colombia.....	126	.....	.....	.....	.....
	O. C. ....	20,322	47,322	22,955	18,738	4,943
		40,868,016	36,966,264	37,777,668	43,546,110	37,188,158
Wool and mfrs. of—						
Wool, raw.....	G. B.....	39,229	76,135	69,588	50,410	18,653
	U. S.....	343,163	238,312	356,090	318,054	7,661
	Newfoundland.....	543	693	261	215	20,441
	O. C. ....	.....	67	.....	.....	1,044
		382,935	315,207	425,939	368,679	47,799
Manufactures of wool, N. E. S.	G. B.....	21,354	16,108	20,159	18,603	57,198
	U. S.....	19,375	15,511	13,810	20,244	281,983
	B. Africa.....	646	.....	25	1,050	.....
	B. Australasia:—					
	Australia.....	.....	1,110	543	.....	.....
	New Zealand.....	4,082	2,549	300	833	.....
	B. W. Indies.....	972	1,035	1,053	731	.....
	France.....	94	177	215	43	.....
	Germany.....	1,742	175	.....	.....	.....
	Newfoundland.....	15,830	33,239	38,187	42,066	7,049
	O. C. ....	127	631	1,223	1,610	.....
		64,222	70,535	75,515	85,180	346,230

## SESSIONAL PAPER No. 10

No. 16.—STATEMENT (by Countries) of the Values of the Principal Articles Exported, &c.—*Concluded.*

ARTICLES EXPORTED.	Countries.	1903.	1904.	1905.	1906.	1907 (9 mos.)
		\$	\$	\$	\$	\$
<i>Recapitulation.</i>						
Wool and manufactures of . . .	G. B. . . . .	60,583	92,243	89,747	69,013	75,851
	U. S. . . . .	362,538	253,823	369,900	338,298	289,644
	B. Africa. . . . .	646		25	1,050	30
	B. Australasia:—					
	Australia. . . . .		1,110	543		
	New Zealand. . . . .	4,082	2,549	300	833	
	B. W. Indies. . . . .	972	1,092	1,053	731	141
	France. . . . .	94	177	215	43	132
	Germany. . . . .	1,742	175			715
	Newfoundland. . . . .	16,373	33,932	38,448	42,281	27,490
	O. C. . . . .	127	641	1,223	1,610	26
		447,157	385,742	501,454	453,859	394,029
Coin and Bullion. . . . .	G. B. . . . .	223			2,366	6,200
	U. S. . . . .	573,955	2,460,496	1,841,056	9,805,243	13,182,844
	B. W. Indies. . . . .					
	China . . . . .	100		3,280	117,392	720
	Japan . . . . .	35			150	
	Newfoundland. . . . .	5,650	61	115	247	200
	St. Pierre. . . . .	40,000	5,000	360	3,430	
		619,963	2,465,557	1,844,811	9,928,828	13,189,964

7-8 EDWARD VII., A. 1908

No. 17.—STATEMENT of the Values of the Principal and Other Articles entered for 1907, inclusive, showing in each case the portion taken from Great Britain, the

FISCAL YEARS.	ALE, BEER AND PORTER.				ANIMALS,			
	Dutiable.				Dutiable.			
	Great Britain.	United States.	Other Countries.	Totals.	Great Britain.	United States.	Other Countries.	Totals.
	\$	\$	\$	\$	\$	\$	\$	\$
1874.....	238,920	5,113	140	244,173	1,650	518,318	447	520,415
1875.....	202,609	4,853	695	208,157	799	580,468	242	581,509
1876.....	158,308	10,969	103	169,380	807	423,647	185	424,639
1877.....	130,962	18,836	161	149,959	865	494,350	265	495,480
1878.....	125,846	25,253	28	151,127	2,584	287,400	512	290,496
1879.....	119,831	21,225	62	141,118	371	275,930	785	277,086
1880.....	100,287	13,360	189	113,836	504	263,903	219	264,626
1881.....	124,502	9,377	740	134,619	1,330	310,729	161	312,220
1882.....	147,543	11,333	.....	158,876	597	434,848	442	435,887
1883.....	166,911	40,897	23	207,831	566	516,374	308	517,248
1884.....	187,460	33,910	10	221,380	2,730	574,885	132	577,747
1885.....	153,768	32,150	54	185,972	1,339	348,971	58	350,368
1886.....	144,091	30,458	139	174,688	854	369,633	141	370,628
1887.....	143,204	40,158	397	183,759	2,807	265,541	52	268,400
1888.....	136,801	41,291	3,017	181,109	4,111	249,685	63	253,859
1889.....	146,104	44,589	2,147	192,840	4,913	299,390	82	304,385
1890.....	157,020	62,272	2,636	221,928	2,565	345,368	45	347,978
1891.....	164,939	68,794	1,626	235,359	2,492	259,234	356	262,082
1892.....	145,030	81,011	3,361	229,402	4,263	256,956	870	262,089
1893.....	136,115	37,452	1,580	175,147	2,855	202,103	1,554	206,512
1894.....	119,503	41,456	1,225	162,184	3,136	161,742	2,438	167,316
1895.....	96,269	27,355	2,442	126,066	1,044	162,934	913	164,891
1896.....	94,031	42,693	863	137,587	555	182,429	552	183,536
1897.....	85,261	58,543	1,013	144,817	311	262,241	343	262,895
1898.....	95,035	59,532	481	155,048	777	433,634	1,395	435,806
1899.....	95,256	72,747	268	168,271	28	583,909	362	584,299
1900.....	101,792	95,721	739	198,252	777	546,083	164	547,024
1901.....	97,929	85,095	702	183,726	1,132	624,252	7	625,391
1902.....	111,022	94,259	1,601	206,882	678	1,064,310	.....	1,064,988
1903.....	108,907	140,990	1,360	251,257	307	1,507,196	116	1,507,619
1904.....	123,473	155,793	3,708	282,974	745	1,537,498	3,737	1,541,980
1905.....	134,458	182,789	6,461	323,708	3,590	1,037,277	244	1,041,111
1906.....	161,453	242,002	10,020	413,475	319	1,187,217	283	1,187,819
1907 (9 mos.)....	147,059	259,730	6,367	413,156	1,482	967,977	982	970,441

## SESSIONAL PAPER No. 10

Consumption in Canada (both Dutiable and Free) during each Fiscal Year, 1874 to United States and all Other Countries. (*From Canadian Returns.*)

LIVING.				ARTICLES FOR THE ARMY AND NAVY.				FISCAL YEARS.
Free.				Free.				
Great Britain.	United States.	Other Countries.	Totals.	Great Britain.	United States.	Other Countries.	Totals.	
£	£	£	£	£	£	£	£	
69,400	50,989		120,389	78,620	2,729	10	81,359	1874
111,811	109,853		221,664	100,387	1,406	254	102,047	1875
154,440	181,308		335,748	139,033	2,848	44	141,925	1876
91,851	117,933		209,784	56,529	638		57,167	1877
19,747	129,331	120	149,198	57,958	1,514		59,472	1878
33,816	88,186	8	122,010	174,735	1,589	579	176,903	1879
26,510	49,654	200	76,364	78,882	4,869	48	83,799	1880
156,567	76,450		233,017	108,163	3,274	115	111,552	1881
200,796	157,725	4,300	362,821	106,210	8,271	266	114,747	1882
266,716	479,958	54	746,728	94,350	5,772	141	100,263	1883
293,157	329,148	12,799	635,104	94,494	5,099	323	99,916	1884
241,282	551,388	4,466	797,136	138,085	49,876	65	188,026	1885
265,415	290,489	3,359	559,263	128,914	19,815	39	148,768	1886
274,305	604,774	2	879,081	63,030	4,634	59	67,723	1887
253,363	305,316	6,818	565,497	57,259	5,919	285	63,463	1888
235,480	285,403	2,226	523,109	117,733	5,082	60	122,875	1889
168,991	298,455	11,746	479,192	363,041	7,693	177	370,911	1890
141,832	3 5,932		447,764	396,915	12,257	20	409,192	1891
116,387	229,611	10,189	356,187	484,963	3,547	25	488,535	1892
72,129	233,249	900	306,278	634,139	4,915	74	638,228	1893
59,301	238,773	1,880	299,954	465,770	5,738	391	470,899	1894
11,906	167,311	15	179,232	547,247	4,209	976	552,432	1895
28,057	149,327	3,069	180,453	468,921	5,492	224	474,547	1896
16,704	118,393		135,007	1,683,694	5,466	5,569	1,694,729	1897
20,296	155,320	100	175,716	625,653	19,666	393	636,712	1898
57,920	135,753	75	193,748	382,625	6,184	285	389,094	1899
120,035	174,398	60	294,493	550,282	46,961	608	597,851	1900
166,988	127,371	290	294,649	597,078	34,410	2,291	633,779	1901
114,915	257,361	2,094	374,370	466,392	57,707	1,492	525,591	1902
209,072	608,225	16,764	834,061	70,728	19,768	1,074	91,570	1903
313,468	405,627	7,810	726,905	8,592	15,493	60	24,145	1904
353,818	389,546	25,164	768,528	6,705	5,969	491	13,165	1905
384,036	497,767	34,082	915,885	5,782	1,689	473	7,944	1906
731,636	428,944	12,037	1,172,617	440	258		698	(9 mos.) 1907



7-8 EDWARD VII., A. 1908

No. 17.—STATEMENT of the Values of the Principal and Other Articles entered  
1874 to 1907,

FISCAL YEARS.	ARTICLES FOR USE OF DOMINION GOVERNMENT.				BAKING POWDER.			
	Free.				Dutiable.			
	Great Britain.	United States.	Other Countries.	Totals.	Great Britain.	United States.	Other Countries.	Totals.
	\$	\$	\$	\$	\$	\$	\$	\$
1874.....	543,726	238,886	.....	782,612	} Not separately stated prior to 1877. {			
1875.....	314546	367,587	614	682,747				
1876.....	758,271	190,545	150	948,966				
1877.....	65,357	16,271	.....	81,628				
1878.....	146,899	23,331	.....	170,230	41	18,530	.....	18,571
1879.....	112,744	13,405	200	126,349	139	22,814	.....	22,953
1880.....	80,469	92,410	.....	172,879	40	25,185	.....	25,225
1881.....	124,024	283,639	1,027	408,690	34	23,017	.....	23,051
1882.....	301,560	161,577	1,055	464,192	171	35,731	.....	35,902
1883.....	191,005	176,572	271	367,848	115	50,273	.....	50,388
					1,054	76,692	.....	77,746
1884.....	172,776	183,189	4,566	360,531	424	85,493	.....	85,827
1885.....	995,455	173,964	1,862	1,171,281	586	103,367	.....	103,953
1886.....	291,671	170,788	2,615	465,074	67	121,664	.....	121,731
1887.....	503,285	156,329	11,030	670,644	5	96,470	.....	96,475
1888.....	355,382	224,969	2,267	582,618	129	91,786	.....	91,915
1889.....	450,667	197,947	15,406	664,020	252	90,253	.....	90,505
1890.....	466,016	123,401	12,532	601,949	466	94,016	.....	94,482
1891.....	186,043	228,129	2,619	416,791	592	105,104	.....	105,696
1892.....	185,111	109,823	4,207	299,141	120	105,117	.....	105,237
1893.....	242,040	108,251	7,760	358,051	6	101,494	.....	101,500
1894.....	265,357	146,144	12,721	424,222	65	93,842	.....	93,907
1895.....	77,243	108,849	21,490	207,582	48	86,863	.....	86,911
1896.....	184,412	125,341	5,014	314,767	86	81,502	.....	81,588
1897.....	89,609	141,096	4,106	234,811	676	79,181	.....	79,857
1898.....	184,765	155,643	13,959	354,367	154	101,801	.....	101,955
1899.....	190,543	656,768	12,054	859,365	498	93,155	.....	93,653
1900.....	306,427	376,296	30,084	712,807	1,002	103,999	.....	105,001
1901.....	474,127	1,092,198	84,488	1,650,813	185	101,416	2	101,603
1902.....	710,823	1,871,781	25,996	2,608,600	127	93,582	.....	93,709
1903.....	855,527	386,102	170,098	1,411,727	90	107,480	.....	107,570
1904.....	1,490,630	495,958	414,497	2,401,085	264	109,679	.....	109,943
1905.....	626,023	940,888	125,454	1,692,365	206	122,539	.....	122,745
1906.....	794,707	829,551	208,550	1,832,808	8	138,577	.....	138,585
1907 (9 mos.)....	1,109,786	250,178	43,578	1,403,542	54	83,362	27	83,443

## SESSIONAL PAPER No. 10

for Consumption in Canada (both Dutiable and Free) during each Fiscal Year inclusive, &c.—*Continued.*

BOOKS, MAPS, PAMPHLETS, PERIODICALS, &c.								
Dutiable.				Free.				FISCAL YEARS.
Great Britain.	United States.	Other Countries.	Totals.	Great Britain.	United States.	Other Countries.	Totals.	
£	£	£	£	£	£	£	£	
461,142	518,018	67,914	1,047,074	.....	.....	.....	.....	1874
483,072	605,463	62,158	1,150,693	.....	.....	.....	.....	1875
343,242	527,457	52,516	923,215	.....	.....	.....	.....	1876
399,448	517,983	56,327	973,758	.....	.....	.....	.....	1877
390,772	526,619	72,721	990,112	.....	.....	.....	.....	1878
357,212	478,618	65,628	901,458	.....	2,358	.....	2,358	1879
340,347	448,698	58,975	848,020	.....	6,405	23,336	29,741	1880
390,001	511,493	84,980	986,474	38,516	46,449	.....	84,965	1881
430,148	680,405	91,260	1,201,813	37,892	63,469	.....	101,361	1882
456,999	778,630	92,704	1,328,333	42,933	55,794	2,538	101,265	1883
408,910	770,815	76,676	1,256,401	72,741	58,878	8,094	139,713	1884
381,195	726,353	60,157	1,167,705	62,340	75,139	11,494	148,973	1885
364,772	724,661	61,814	1,151,247	54,674	66,445	12,109	133,228	1886
420,465	793,909	70,928	1,285,302	55,093	68,673	12,280	136,046	1887
381,101	736,666	100,023	1,217,790	20,314	58,195	941	79,450	1888
406,019	739,569	116,194	1,261,782	24,542	55,741	1,158	81,441	1889
442,543	755,236	106,605	1,304,384	36,276	49,820	2,061	88,157	1890
402,148	692,932	117,260	1,212,340	67,571	48,045	9,942	125,558	1891
398,652	701,430	123,521	1,223,003	41,448	49,103	15,555	106,106	1892
376,365	701,574	130,567	1,208,506	42,674	44,327	5,039	92,040	1893
324,984	631,825	106,572	1,063,381	65,224	63,383	38,517	167,124	1894
3,025	499,581	75,414	788,020	121,355	151,304	39,877	312,536	1895
219,012	507,308	76,670	802,990	133,273	176,502	40,098	349,873	1896
205,706	535,946	72,511	814,163	139,790	203,803	40,342	383,935	1897
185,008	578,220	51,757	814,985	255,811	242,759	50,121	548,691	1898
222,442	695,134	59,083	976,659	157,818	270,152	42,492	470,462	1899
203,167	729,099	64,122	996,388	133,528	365,920	66,248	565,696	1900
228,885	790,827	69,656	1,089,368	162,540	349,029	62,802	574,371	1901
194,645	823,057	67,431	1,085,133	156,507	355,603	64,424	576,534	1902
235,293	947,435	87,664	1,270,392	186,922	414,538	81,980	683,440	1903
254,513	1,071,698	81,765	1,407,976	216,120	482,227	84,062	782,409	1904
304,980	1,224,218	71,865	1,601,063	242,761	503,456	84,958	831,175	1905
307,579	1,368,427	82,824	1,758,830	254,020	619,031	87,762	960,813	1906
296,424	1,159,175	57,747	1,513,346	198,045	531,110	57,860	787,015	(9 mos.) 1907

7-8 EDWARD VII., A. 1908

No. 17.—STATEMENT of the Values of the Principal and Other Articles entered  
1874 to 1907,

FISCAL YEARS.	BOOT, SHOE AND STAY LACES.				BRACES AND SUSPENDERS.			
	Dutiable.				Dutiable.			
	Great Britain.	United States.	Other Countries.	Totals.	Great Britain.	United States.	Other Countries.	Totals.
	\$	\$	\$	\$	\$	\$	\$	\$
1874.....	Not separately stated prior to 1883.				Not separately stated prior to 1880.			
1875.....								
1876.....								
1877.....								
1878.....								
1879.....								
1880.....					9,447	3,505	32	12,984
1881.....					77,392	12,719	3,441	93,552
1882.....					85,360	23,918	5,300	114,578
1883.....	2,396	3,290	6	5,692	93,681	40,379	3,810	137,870
1884.....	21,335	14,297	319	35,951	67,487	31,468	3,319	102,274
1885.....	28,401	16,198	708	45,307	60,130	38,608	4,642	103,380
1886.....	51,139	12,548	2,743	46,430	58,994	32,195	1,171	92,360
1887.....	24,140	9,149	1,921	35,210	69,078	26,520	3,300	98,898
1888.....	21,725	9,314	2,708	33,747	52,831	21,289	2,626	76,746
1889.....	24,291	8,992	1,809	35,092	34,429	12,949	1,975	49,353
1890.....	18,778	8,399	831	28,008	24,716	12,316	1,443	38,475
1891.....	20,891	11,387	2,932	35,210	26,382	17,443	1,007	44,832
1892.....	25,333	8,513	1,887	35,733	27,734	24,523	1,365	53,622
1893.....	25,883	10,087	6,830	42,800	36,516	30,992	1,321	68,829
1894.....	21,032	7,887	6,766	35,685	30,597	24,359	1,435	56,391
1895.....	25,423	5,473	8,958	39,854	25,657	44,977	1,290	71,024
1896.....	31,501	6,097	6,437	44,035	22,906	44,702	1,022	68,630
1897.....	38,838	6,779	10,842	56,459	24,138	36,048	1,000	61,186
1898.....	44,687	7,360	16,843	68,890	25,783	31,868	2,560	60,211
1899.....	40,957	8,440	15,795	65,192	30,250	40,032	2,691	72,973
1900.....	45,378	8,842	11,120	65,340	27,364	34,619	3,065	65,048
1901.....	61,596	10,553	11,935	84,084	32,726	36,218	1,988	70,932
1902.....	64,814	7,879	22,895	95,588	35,023	54,866	3,524	93,413
1903.....	62,678	8,144	19,943	90,765	35,063	63,712	553	99,328
1904.....	85,166	7,110	24,776	117,052	28,859	67,921	4,256	101,036
1905.....	80,641	18,672	27,996	127,309	19,833	49,872	3,459	73,144
1906.....	82,443	13,072	37,394	132,909	23,476	56,202	5,104	84,782
1907 (9 mos.)....	90,475	9,863	33,681	134,019	17,559	50,560	7,992	76,111

## SESSIONAL PAPER No. 10

for Consumption in Canada (both Dutiable and Free) during each Fiscal Year inclusive, &c.—*Continued.*

BREADSTUFFS.								FISCAL YEARS.
Dutiable.				Free.				
Great Britain.	United States.	Other Countries.	Totals.	Great Britain.	United States.	Other Countries.	Totals.	
£	£	£	£	£	£	¢	£	
223,772	64,328	5,187	293,287	34,627	15,447,607	2,348	15,484,582	1874
243,272	58,298	6,105	307,675	25,005	12,366,830	150	12,391,985	1875
178,804	90,822	4,185	273,811	19,304	11,125,801	522	11,145,627	1876
191,989	91,706	12,009	295,704	31,479	13,824,890	1,733	13,858,102	1877
187,445	73,732	25,058	286,235	22,516	13,428,284	3,662	13,454,462	1878
203,012	411,418	18,032	632,462	15,586	8,742,687	3,511	8,761,784	1879
213,080	1,831,634	20,418	2,065,132					1880
243,177	2,507,620	30,559	2,781,356					1881
255,277	3,037,059	150,058	3,442,394					1882
149,480	3,218,907	139,312	3,507,759	82	8,550		8,632	1883
108,736	4,603,026	157,970	4,869,732					1884
103,636	3,941,899	287,148	4,332,683	136			136	1885
91,906	2,161,108	203,523	2,456,537		25		25	1886
85,792	2,012,448	303,969	2,402,209					1887
96,798	1,946,344	190,821	2,233,963		708		708	1888
75,996	2,908,328	234,992	3,219,316		751		751	1889
83,051	2,674,116	275,735	3,032,902	430	36,672		37,102	189
92,323	2,474,395	208,598	2,775,316	1,113	52,493		53,516	1891
69,623	1,477,539	303,461	1,850,623	478	56,381		56,859	1892
85,845	1,478,438	365,407	1,929,690		66,878		66,878	1893
71,131	1,252,482	126,523	1,450,136	508	100,079		100,587	1894
72,231	1,572,742	283,215	1,928,188		127,253		127,253	1895
80,424	1,716,002	211,229	2,007,655		99,288		99,288	1896
103,005	916,587	156,228	1,175,820		720,057	7	720,064	1897
163,461	765,904	227,559	1,156,924		6,968,399	272	6,968,671	1898
130,414	944,924	366,849	1,442,087		8,970,338	35	8,970,373	1899
256,294	900,672	237,478	1,394,444		6,966,159		6,966,159	1900
192,758	944,238	444,821	1,581,817	41	6,488,292	346	6,488,679	1901
164,258	1,220,221	417,176	1,801,655	36	2,486,006	30	2,486,072	1902
296,720	1,420,761	489,908	2,198,389	43	3,257,704		3,257,747	1903
253,443	1,446,310	439,651	2,139,404	205	4,874,839		4,875,044	1904
186,094	1,739,608	541,129	2,466,831	56	5,534,717	3,810	5,538,583	1905
298,317	1,533,851	546,560	2,378,728	56	5,472,819	1,202	5,474,077	1906
219,706	1,123,938	370,566	1,714,210	21,615	5,199,017	117,726	5,338,358	(9 mos) 1907

7-8 EDWARD VII., A. 1908

No. 17.—STATEMENT of the Values of the Principal and Other Articles entered  
1874 to 1907,

FISCAL YEARS.	BRICKS, CLAYS AND TILES.							
	Dutiable.				Free.			
	Great Britain.	United States.	Other Countries.	Totals.	Great Britain.	United States.	Other Countries.	Totals.
	\$	\$	\$	\$	\$	\$	\$	\$
1874.....					60,071	34,026	111	94,208
1875.....					43,850	33,905		82,755
1876.....	780	3,461		4,241	46,618	20,910		67,528
1877.....	3,214	8,977	269	12,460	31,930	20,491	1,380	53,801
1878.....	3,405	7,234	85	10,724	17,666	18,927		36,593
1879.....	9,757	16,767		26,524	20,774	29,059	329	50,162
1880.....	38,882	45,213	14	84,109	11,565	9,677	200	21,442
1881.....	38,071	56,617	11	94,699	18,545	17,103	163	35,811
1882.....	61,267	100,510	177	161,954	13,804	23,320	926	38,050
1883.....	59,725	10,549	618	170,892	13,281	19,312	998	33,591
1884.....	50,395	111,547	7	161,949	9,542	18,615	310	28,467
1885.....	55,301	95,717	10	151,028	14,064	20,288	393	34,745
1886.....	54,761	78,861	114	133,736	18,172	16,485	357	35,014
1887.....	53,138	93,257	515	146,910	24,435	24,044	342	48,821
1888.....	31,918	111,396	461	143,775	55,989	65,531	1,223	122,743
1889.....	42,308	89,167		131,475	60,411	72,438	2,383	135,232
1890.....	42,394	62,510	914	105,818	71,343	75,308	1,201	147,852
1891.....	42,438	77,144	1,085	120,667	72,988	85,368	886	159,242
1892.....	28,573	51,385	1,537	81,495	98,564	79,304	12,375	190,243
1893.....	35,788	49,844	4,118	89,750	81,132	88,995	2,720	172,847
1894.....	19,992	56,722	1,410	78,124	63,214	66,497	1,623	131,334
1895.....	18,959	45,842	1,962	65,863	53,208	65,429	1,691	120,328
1896.....	23,647	64,505	224	88,376	70,504	96,815	883	168,202
1897.....	14,632	67,593	1,067	83,292	67,386	73,223	648	141,257
1898.....	12,371	62,033	183	74,587	81,934	80,130	3,904	165,968
1899.....	26,708	101,341	193	128,242	103,964	109,453	2,095	215,512
1900.....	27,927	117,690	297	145,914	141,603	324,758	883	467,244
1901.....	23,987	108,902	454	133,343	97,290	443,999	18,423	559,712
1902.....	30,181	141,440	660	172,281	112,620	356,858	159	469,637
1903.....	30,843	125,811	1,129	157,783	190,529	379,626	89,055	659,210
1904.....	21,795	236,191	1,435	259,421	198,042	299,510	12,633	510,185
1905.....	26,689	342,292	580	369,561	204,712	360,752	3,536	569,000
1906.....	38,307	420,757	1,346	460,410	185,624	574,684	158	760,466
1907 (9 mos)....	68,453	351,413	1,635	421,501	159,060	368,365		527,425



## SESSIONAL PAPER No. 10

for Consumption in Canada (both Dutiable and Free) during each Fiscal Year inclusive, &c.—*Continued.*

BRISTLES.				BRITISH GUM, DEXTRINE, &c.				FISCAL YEARS.
Free.				Dutiable.				
Great Britain.	United States.	Other Countries.	Totals.	Great Britain.	United States.	Other Countries.	Totals.	
£	£	£	£	£	£	£	£	
25,459	31,111	.....	56,570	Not separately stated prior to 1887.				..... 1874
25,200	24,754	.....	49,954					..... 1875
17,700	17,679	121	35,500					..... 1876
11,308	25,581	103	36,992					..... 1877
12,460	19,560	.....	32,020					..... 1878
9,905	21,322	354	31,581					..... 1879
15,926	28,084	980	44,990					..... 1880
28,642	23,710	1,042	53,394					..... 1881
31,917	21,340	485	53,742					..... 1882
35,779	36,412	2,152	74,343					..... 1883
22,405	38,018	1,657	62,080					..... 1884
24,398	31,552	1,422	57,372					..... 1885
11,815	51,191	951	63,957					..... 1886
22,361	46,719	3,651	72,731	34	489	.....	523	..... 1887
19,975	48,030	6,544	74,549	2,314	5,823	366	8,503	..... 1888
15,662	41,459	5,176	62,297	3,131	11,531	1,638	16,300	..... 1889
17,205	51,436	2,235	70,876	2,293	8,807	5,017	16,117	..... 1890
15,622	45,116	3,648	64,386	1,752	8,881	3,153	13,786	..... 1891
8,802	59,743	3,350	71,895	2,148	21,707	5,475	29,330	..... 1892
15,387	45,649	5,392	66,428	3,563	12,717	4,126	20,406	..... 1893
24,389	25,977	5,040	55,406	2,978	7,009	5,125	15,112	..... 1894
26,894	27,837	8,315	63,046	2,362	6,738	5,362	14,462	..... 1895
25,412	20,377	11,750	57,539	2,534	7,081	7,503	17,118	..... 1896
17,938	25,179	10,430	53,547	3,867	10,779	4,157	18,803	..... 1897
21,013	26,319	11,963	59,295	5,944	14,919	4,511	25,374	..... 1898
25,009	35,032	14,099	74,140	4,694	25,262	3,641	33,597	..... 1899
29,656	37,347	17,102	84,105	5,928	30,742	7,102	43,772	..... 1900
30,201	23,170	7,320	60,691	7,279	29,490	9,972	46,741	..... 1901
26,340	38,689	13,891	78,920	6,345	33,580	13,397	53,322	..... 1902
46,263	42,454	3,671	92,388	5,191	49,082	12,749	67,022	..... 1903
33,544	39,178	10,480	83,202	5,049	49,245	14,219	68,513	..... 1904
42,582	47,497	8,842	98,921	4,971	57,224	9,407	71,602	..... 1905
51,374	50,715	10,699	112,788	7,927	41,876	9,809	59,612	..... 1906
48,740	30,211	16,579	95,530	4,123	30,189	9,971	44,283	... (9 mos.) 1907

7-8 EDWARD VII., A. 1908

No. 17.—STATEMENT of the Values of the Principal and Other Articles entered  
1874 to 1907,

FISCAL YEARS.	BROOMS AND BRUSHES.				BROOM CORN.			
	Dutiable.				Free.			
	Great Britain.	United States.	Other Countries.	Totals.	Great Britain.	United States.	Other Countries.	Totals.
	£	£	£	£	£	£	£	£
1874.....	14,704	17,072	1,106	32,882	62	78,294		78,356
1875.....	16,807	20,021	7,184	44,012		123,911		123,911
1876.....	7,358	19,996	1,234	28,588	456	118,136		118,592
1877.....	10,579	22,706	3,758	37,043	1,201	88,795		89,996
1878.....	18,970	22,657	6,141	47,768	231	89,645	78	89,954
1879.....	17,964	17,437	5,944	41,345		77,659	1,058	78,717
1880.....	23,031	23,084	5,125	51,240	164	89,833	84	90,081
1881.....	30,461	32,733	16,962	80,156	368	116,052	720	117,140
1882.....	44,851	44,141	20,351	109,343	2,036	143,147	829	146,012
1883.....	43,356	50,790	22,883	117,029	583	134,615		135,198
1884.....	30,750	39,487	21,515	91,752		125,388	383	125,771
1885.....	32,991	42,256	23,027	98,274		112,000		112,000
1886.....	33,321	39,972	21,612	94,905	778	121,709		122,487
1887.....	33,135	41,404	41,981	117,520		133,392		133,392
1888.....	28,396	35,299	40,631	104,326		125,609		125,609
1889.....	24,612	33,722	35,054	93,388	793	93,767		94,560
1890.....	19,750	36,178	44,292	100,220		97,527		97,527
1891.....	22,591	30,092	58,841	111,524		109,042		109,042
1892.....	18,655	36,855	53,019	108,529		115,479		115,479
1893.....	14,757	26,671	68,355	109,783		144,987		144,987
1894.....	17,752	31,780	57,002	106,534	700	120,597		121,297
1895.....	11,518	27,667	47,625	86,810		118,744		118,744
1896.....	11,405	35,966	46,048	93,359	23	109,946		109,969
1897.....	12,297	40,071	53,232	105,600		81,373		81,373
1898.....	19,273	49,618	70,175	139,066		106,330		106,330
1899.....	15,533	65,585	78,944	160,062	162	108,149		108,251
1900.....	16,023	83,443	92,281	191,747	8,974	125,860	50	134,384
1901.....	16,058	79,496	94,581	190,135		209,440	2,597	212,037
1902.....	19,437	96,876	111,013	227,326		202,487		202,487
1903.....	18,859	115,139	113,548	247,546		165,231		165,231
1904.....	24,286	125,571	127,155	277,012		197,982		197,982
1905.....	26,400	137,431	132,581	296,412	117	175,295		175,412
1906.....	32,702	136,182	117,283	286,167		196,084		196,084
1907 (9 mos.)....	26,438	141,380	107,608	275,426		167,654		167,654

## SESSIONAL PAPER No. 10

for Consumption in Canada (both Dutiable and Free) during each Fiscal Year inclusive, &c.—*Continued.*

## BUTTONS AND MATERIALS FOR SAME.

Dutiable.				Free.				FISCAL YEARS.
Great Britain.	United States.	Other Countries.	Totals.	Great Britain.	United States.	Other Countries.	Totals.	
£	£	£	£	£	£	£	£	
<div> <div></div> <div>Not separately stated prior to 1879.</div> <div></div> </div>								1874
								1875
								1876
								1877
								1878
23,792	24,262	2,651	50,705					1879
200,520	123,465	25,992	349,977					1880
196,673	118,714	34,404	349,791					1881
210,308	125,119	56,374	391,801					1882
197,655	164,992	78,517	441,164					1883
161,128	118,164	97,326	376,618					1884
132,667	89,478	73,254	295,399					1885
142,642	94,607	68,693	305,942		212		212	1886
187,118	119,489	110,743	417,350		807		807	1887
145,060	80,274	85,412	310,746		205		205	1888
118,564	86,197	86,458	291,219		545		545	1889
106,982	80,023	91,422	278,427		666	394	1,060	1890
93,325	105,297	78,954	274,576	19	884	825	1,728	1891
106,732	112,877	109,155	328,764		858	4,242	5,100	1892
98,971	115,748	96,977	311,696		942	2,828	3,770	1893
58,505	83,271	71,858	213,634	663	5,407	4,100	10,170	1894
42,575	41,433	51,764	135,772	278	2,480	4,825	7,583	1895
47,247	48,516	80,894	176,657	69	3,731	3,109	6,909	1896
31,113	45,268	59,045	135,426	4	4,015	1,987	6,006	1897
28,478	50,311	50,425	129,214		3,020	2,597	5,617	1898
30,705	71,931	47,106	149,742		2,581	1,140	3,721	1899
33,012	86,548	65,997	185,557	1	4,210	30	4,241	1900
30,352	85,181	61,857	177,390	1,117	1,476	1,046	3,639	1901
36,951	86,619	95,392	218,962	521	2,815	883	4,219	1902
48,890	110,167	167,124	326,181	458	2,606	1,614	4,678	1903
49,472	149,449	130,162	329,083	9	2,291	1,035	3,335	1904
48,541	156,338	121,470	326,349	29	2,605	4,933	7,567	1905
47,759	139,557	95,935	283,251	803	4,140	2,881	7,824	1906
44,929	129,516	77,480	251,925	249	3,002	4,839	8,099	(9 mos.) 1907

7-8 EDWARD VII., A. 1908

No. 17.—STATEMENT of the Values of the Principal and Other Articles entered  
1874 to 1907,

FISCAL YEARS.	CANDLES.				CARPETS, MATS AND RUGS.			
	Dutiable.				Dutiable.			
	Great Britain.	United States.	Other Countries.	Totals.	Great Britain.	United States.	Other Countries.	Totals.
	£	£	£	£	£	£	£	£
1874.....	47,590	10,353	4,308	62,251	Not separately stated prior to 1876. {			
1875.....	50,489	12,276	4,870	67,635				
1876.....	43,162	18,022	4,659	65,843				
1877.....	37,924	13,974	3,385	55,283				
1878.....	32,100	12,564	2,101	46,765				
1879.....	34,544	14,655	1,769	50,968	146,846	14,938	436	162,220
1880.....	21,189	12,220	866	34,275	73,014	5,314	1,596	79,924
1881.....	28,262	12,353	2,005	42,621	138,563	6,674	130	142,997
1882.....	23,951	16,910	4,070	44,931	185,029	6,995	8,941	200,965
1883.....	26,971	20,957	2,015	49,943	193,050	8,650	4,663	206,363
1884.....	26,163	9,914	1,666	37,143	93,164	10,571	2,267	106,002
1885.....	25,679	14,993	1,116	41,788	59,875	6,369	1,044	67,288
1886.....	25,878	14,201	812	40,891	89,661	18,638	3,076	111,375
1887.....	18,909	14,565	2,155	35,629	108,714	21,784	1,465	131,963
1888.....	19,543	9,257	1,788	30,588	95,921	17,923	3,024	116,868
1889.....	16,063	8,090	959	25,112	127,969	24,129	4,581	156,679
1890.....	14,857	10,120	1,072	26,049	140,884	23,088	9,624	173,596
1891.....	16,061	11,182	559	27,802	140,515	33,510	4,991	179,016
1892.....	18,043	12,802	2,060	32,905	183,795	46,503	4,931	235,229
1893.....	16,034	9,714	1,607	27,355	136,716	35,009	8,565	180,290
1894.....	13,362	15,284	1,899	30,545	111,169	61,001	10,443	182,613
1895.....	13,386	19,396	2,102	34,884	90,160	38,106	8,895	136,661
1896.....	15,080	30,442	886	46,408	90,098	58,109	18,256	166,463
1897.....	10,118	48,675	1,189	59,982	92,820	66,183	7,599	166,602
1898.....	8,952	75,060	803	84,815	78,181	46,526	13,906	138,613
1899.....	8,638	71,472	1,134	81,244	121,936	36,317	39,410	197,663
1900.....	11,140	51,355	1,101	63,596	190,104	35,012	57,072	282,188
1901.....	12,031	91,315	1,743	105,089	215,634	21,137	52,611	289,382
1902.....	11,255	86,282	3,957	101,494	213,136	27,024	58,769	298,929
1903.....	13,449	81,310	1,088	95,847	135,784	34,313	75,666	245,763
1904.....	13,028	77,001	809	90,838	184,081	42,966	60,333	287,380
1905.....	13,600	71,554	1,245	86,399	251,005	27,128	75,428	353,561
1906.....	14,646	62,448	854	77,948	306,819	34,560	75,239	416,618
1907 (9 mos.)....	8,793	45,144	750	54,687	382,120	24,971	57,981	465,072

## SESSIONAL PAPER No. 10

for Consumption in Canada (both Dutiable and Free) during each Fiscal Year inclusive, &c.—*Continued.*

CARRIAGES, BICYCLES, &c.				CASH REGISTERS.				FISCAL YEARS.
Dutiable.				Dutiable.				
Great Britain.	United States.	Other Countries.	Totals.	Great Britain.	United States.	Other Countries.	Totals.	
\$	\$	\$	\$	\$	\$	\$	\$	
9,821	120,033	1,367	131,221	Not separately stated prior to 1898.				.....1874
7,862	110,322		118,184					.....1875
4,482	82,220	232	86,934					.....1876
4,143	134,955		139,098					.....1877
2,130	152,727		154,857					.....1878
2,805	126,324	579	129,708					.....1879
3,635	133,743		137,378					.....1880
7,743	143,651	41	151,438					.....1881
21,404	521,734	142	543,280					.....1882
22,116	1,149,934	77	1,172,127					.....1883
33,519	392,644	393	426,556					.....1884
40,098	271,382	300	311,780					.....1885
27,334	365,754	115	393,203					.....1886
31,207	317,252		348,459					.....1887
22,811	193,551	26	216,388					.....1888
30,803	367,174	316	398,293					.....1889
36,944	267,036	294	304,274					.....1890
61,581	252,172	2,873	316,626					.....1891
189,711	302,254	9,149	492,114					.....1892
188,868	205,269	14,650	408,787					.....1893
232,607	253,044	4,549	490,200					.....1894
109,890	561,262	10,603	681,755					.....1895
138,163	1,224,352	26,439	1,388,954					.....1896
57,964	1,507,373	25,410	1,590,747					.....1897
13,815	1,240,783	47,596	1,302,194		48,254		48,254	.....1898
17,378	1,318,789	31,558	1,367,725		77,715		77,715	.....1899
8,147	1,325,407	71,913	1,405,467		115,104		115,104	.....1900
27,614	1,033,805	49,235	1,110,654		73,464		73,464	.....1901
16,510	1,347,792	56,963	1,421,265		109,921		109,921	.....1902
21,211	1,088,854	83,233	1,193,298		122,114		122,114	.....1903
30,386	1,650,892	62,913	1,744,191		199,401		199,401	.....1904
38,594	1,510,209	106,845	1,655,648		244,299		244,299	.....1905
179,245	2,159,346	144,737	2,483,328		237,834		237,834	.....1906
86,111	1,388,897	111,555	1,586,563		147,303		147,303	.....(9 mos.) 1907



7-8 EDWARD VII., A. 1903

No. 17.—STATEMENT of the Values of the Principal and Other Articles entered  
1874 to 1907,

FISCAL YEARS.	CEMENT.							
	Dutiable.				Free.			
	Great Britain.	United States.	Other Countries.	Totals.	Great Britain.	United States.	Other Countries.	Totals.
	\$	\$	\$	\$	\$	\$	\$	\$
1874.....	26,583	31,721	40	58,344	698	486		1,184
1875.....	29,275	35,634		64,909	69	2,026		2,095
1876.....	42,475	37,658		80,133	69	3,221		3,290
1877.....	58,173	29,547		82,720	49	344		393
1878.....	60,456	43,292	172	103,920	28	114		142
1879.....	44,836	23,318	10	68,194		21		21
1880.....	47,744	18,551		65,295				
1881.....	36,463	16,339	963	53,765				
1882.....	50,123	27,615	2,503	80,241				
1883.....	83,886	29,544	4,177	117,607				
1884.....	76,195	26,182	11,270	113,647				
1885.....	94,481	18,614	5,177	118,272				
1886.....	104,292	15,519	8,539	128,350				
1887.....	144,154	11,877	2,272	158,303				
1888.....	167,692	15,889	6,923	190,504				
1889.....	167,971	9,797	19,812	197,580				
1890.....	220,942	52,833	54,335	328,110				
1891.....	199,925	58,490	55,352	313,767				
1892.....	212,507	27,461	47,761	287,729				
1893.....	230,435	40,066	56,647	327,148				
1894.....	182,974	33,263	68,234	284,471				
1895.....	135,693	21,163	95,130	251,926				
1896.....	121,125	25,997	167,907	255,029				
1897.....	111,551	45,210	104,081	260,842				
1898.....	106,548	59,855	200,574	366,977				
1899.....	129,738	52,578	298,098	480,414				
1900.....	247,089	55,862	214,689	517,640				
1901.....	229,795	231,068	208,976	669,839				
1902.....	126,672	588,525	148,419	863,616				
1903.....	191,575	324,216	374,954	890,745				
1904.....	188,001	527,045	299,667	1,014,713				
1905.....	166,371	957,357	140,100	1,263,828				
1906.....	222,629	678,972	94,130	995,731				
1907 (9 mos.)....	243,560	251,234	45,212	540,006				

## SESSIONAL PAPER No. 10

for Consumption in Canada (both Dutiable and Free) during each Fiscal Year inclusive, &c.—*Continued.*

CLOCKS, AND PARTS THEREOF.				COAL, COKE, &C.				FISCAL YEARS.
Dutiable.				Dutiable. (For free see page 326.)				
Great Britain.	United States.	Other Countries.	Totals.	Great Britain.	United States.	Other Countries.	Totals.	
£	£	£	£	£	£	£	£	
4,677	101,748	22,444	128,869					1874
7,126	85,939	5,704	98,769					1875
4,325	51,243	2,125	57,693					1876
7,094	49,708	4,959	61,761					1877
7,420	59,750	2,898	70,068					1878
6,537	50,878	3,990	61,405	94,708	465,731		560,439	1879
1,358	51,338	1,617	54,313	238,261	2,520,690		2,758,951	1880
9,214	70,655	3,765	83,634	253,882	3,838,409	3	4,094,294	1881
6,907	112,663	4,952	124,522	177,842	4,517,267	898	4,696,007	1882
6,108	124,147	8,143	138,398	254,746	6,134,833	225	6,389,804	1883
5,159	91,510	6,848	103,517	277,696	7,226,175		7,503,871	1884
8,169	107,425	10,656	126,250	179,643	6,989,415	128	7,169,186	1885
10,901	106,909	7,789	124,699	176,306	6,520,050		6,696,356	1886
12,816	112,870	9,346	135,032	138,835	6,874,082	1,050	7,013,967	1887
11,964	104,876	11,767	128,607	160,942	3,427,783		3,588,725	1888
14,974	107,634	9,484	132,092	170,349	3,221,407	2,456	3,394,212	1889
13,243	95,655	12,312	121,210	142,178	3,549,943		3,692,121	1890
7,179	87,283	13,423	107,885	95,236	4,179,340	55	4,274,631	1891
9,177	104,287	11,541	125,005	120,969	4,212,521		4,333,490	1892
5,328	119,976	18,054	143,358	119,971	4,048,544		4,168,515	1893
5,389	97,184	18,674	121,247	130,119	3,385,525	201	3,515,845	1894
5,629	81,420	22,551	109,600	112,211	3,264,298	8	3,376,517	1895
6,345	85,788	29,220	121,353	102,528	3,250,239		3,352,767	1896
5,283	91,326	19,957	116,566	98,900	3,214,715	211	3,313,826	1897
7,342	130,727	26,701	164,770	123,227	3,191,018	906	3,225,151	1898
7,326	156,374	23,020	186,720	72,031	3,664,612	20	3,736,663	1899
6,840	174,885	16,635	198,360	49,571	4,359,742		4,409,313	1900
9,882	174,170	24,794	208,846	87,818	5,143,450	316	5,231,584	1901
12,348	198,152	23,495	233,995	116,274	5,860,034	300	5,976,608	1902
12,389	212,749	44,978	270,116	339,956	7,875,996	169	8,216,121	1903
10,250	234,516	44,646	289,412	345,629	9,338,811	367	9,684,807	1904
12,647	241,041	53,796	307,484	120,551	8,271,850	813	8,393,214	1905
10,663	274,891	57,533	343,087	69,731	8,823,346	43	8,884,120	1906
12,726	206,031	40,919	259,676	97,683	7,974,980	463	8,073,126	(9 mos.) 1907

7-8 EDWARD VII., A. 1908

No. 17.—STATEMENT of the Values of the Principal and Other Articles entered  
1874 to 1907,

FISCAL YEARS.	COAL, COKE, &c.— <i>Con.</i>				COCOA BEANS, SHELLS, NIBS.			
	Free. (For dutiable see page 325.)				Dutiable.			
	Great Britain.	United States.	Other Countries.	Totals.	Great Britain.	United States.	Other Countries.	Totals.
	£	£	£	£	£	£	£	£
1874.....	724,012	3,081,341	.....	3,805,353	16,151	3,304	202	19,657
1875.....	551,317	2,524,771	330	3,076,418	24,489	5,114	248	29,851
1876.....	494,958	2,824,975	367	3,320,300	16,520	4,987	15	21,522
1877.....	484,699	3,176,154	566	3,661,419	16,794	2,668	165	19,627
1878.....	389,265	2,672,502	383	3,062,150	2,896	1,279	3	4,178
1879.....	139,188	2,285,974	.....	2,425,162	8,032	1,601	46	9,679
1880.....	.....	3,941	.....	3,941	19,519	3,830	282	23,631
1881.....	.....	3,028	.....	3,028	25,609	6,496	367	32,472
1882.....	.....	3,345	.....	3,345	29,441	10,150	170	39,761
1883.....	.....	1,619	.....	1,619	37,413	14,959	805	53,177
1884.....	.....	1,528	.....	1,528	35,956	13,688	345	49,989
1885.....	.....	2,074	.....	2,074	30,468	16,102	643	47,213
1886.....	.....	3,473	.....	3,473	34,505	18,540	828	53,873
1887.....	.....	628,257	.....	628,257	30,512	8,259	62	38,833
1888.....	4,294	5,290,151	.....	5,294,445	37,255	13,654	436	51,345
1889.....	26,908	5,181,052	.....	5,207,960	39,045	23,556	602	63,203
1890.....	9,794	4,608,102	.....	4,617,896	48,172	31,896	2,599	82,667
1891.....	200	5,226,186	.....	5,226,386	48,446	43,373	3,637	95,456
1892.....	3,980	5,638,121	.....	5,642,101	49,681	64,106	8,516	122,303
1893.....	5,466	6,351,484	.....	6,356,950	55,078	78,003	10,527	143,608
1894.....	15,213	6,365,352	.....	6,380,565	46,002	83,417	9,748	139,167
1895.....	19,834	5,477,318	.....	5,497,152	53,093	68,098	10,628	131,819
1896.....	12,515	5,858,407	.....	5,870,922	48,472	71,655	15,199	135,326
1897.....	33,365	5,923,800	5,543	5,962,708	49,437	73,215	22,702	145,354
1898.....	2,346	6,192,379	.....	6,194,725	58,347	83,278	25,198	166,823
1899.....	7,305	6,846,030	.....	6,853,335	76,064	115,281	20,550	211,895
1900.....	1,127	7,108,624	.....	7,109,751	94,700	140,929	32,973	268,602
1901.....	52,767	8,551,321	.....	8,604,088	106,447	123,623	50,024	280,094
1902.....	67,041	7,797,713	.....	7,864,754	144,003	130,301	38,023	312,327
1903.....	415,484	7,835,936	.....	8,251,420	168,758	173,210	29,121	371,089
1904.....	73,796	11,152,550	.....	11,226,346	209,696	203,431	41,640	454,767
1905.....	89,996	12,811,191	26	12,901,213	221,385	237,861	80,899	540,145
1906.....	194,264	11,421,414	.....	11,615,678	233,657	232,062	109,377	575,096
1907 (9 mos.)....	127,069	10,493,185	.....	10,620,254	203,982	224,743	93,226	521,951

## SESSIONAL PAPER No. 10

for Consumption in Canada (both Dutiable and Free) during each Fiscal Year inclusive, &c.—*Continued.*

CHOCOLATE PASTE, &c.				COFFEE, ALL KINDS, INCLUDING CHICORY.				
Free.				Dutiable. (For free see page 328.)				FISCAL YEARS.
Great Britain.	United States.	Other Countries.	Totals.	Great Britain.	United States.	Other Countries.	Totals.	
£	£	£	£	£	£	£	£	
2,871	695	951	4,517	25,107	77,160	6,716	108,983	..... 1874
4,241	666	2,833	7,740	78,194	191,526	28,894	298,614	..... 1875
3,306	3,452	340	7,098	87,266	274,778	23,839	385,883	..... 1876
4,682	1,540	115	6,337	47,291	273,416	19,508	340,215	..... 1877
8,436	2,642	6,687	17,765	42,713	296,539	21,129	360,381	..... 1878
6,821	3,323	5,878	16,022	57,609	229,594	32,862	320,065	..... 1879
140	13,353	2,723	16,216	83,196	112,039	94,187	289,422	..... 1880
200	8,985	260	9,445	75,543	94,632	148,268	318,443	..... 1881
3,927	19,564	1,007	24,498	34,857	94,991	68,594	198,442	..... 1882
2,835	19,885	6,600	29,320	7,666	110,926	880	119,472	..... 1883
1,647	8,782	469	10,898	6,861	118,883	1,780	127,524	..... 1884
518	16,304	18,066	34,888	8,059	172,816	1,515	182,390	..... 1885
7,795	19,123	7,983	34,901	5,127	113,418	1,734	120,279	..... 1886
8,943	19,020	9,499	37,462	3,737	104,383	1,699	109,819	..... 1887
6,940	15,381	7,203	29,524	3,643	128,240	3,507	135,390	..... 1888
2,804	17,409	8,125	28,338	3,636	87,889	5,415	96,940	..... 1889
2,697	14,501	18,704	35,902	3,867	74,819	5,136	83,822	..... 1890
7,986	18,828	12,067	38,881	3,944	61,283	4,338	69,565	..... 1891
6,611	18,584	12,944	38,139	4,699	50,929	4,470	60,098	..... 1892
12,048	23,977	23,916	59,941	5,223	55,674	2,690	63,587	..... 1893
12,000	23,899	17,821	53,720	6,863	50,052	4,211	61,126	..... 1894
12,914	17,023	12,970	42,907	7,205	37,658	4,243	49,106	..... 1895
12,793	12,766	20,338	45,897	6,958	45,374	2,235	54,567	..... 1896
13,982	20,015	24,798	58,795	4,468	65,025	2,904	72,397	..... 1897
16,501	18,796	28,525	63,822	5,111	81,068	4,550	90,729	..... 1898
15,356	24,345	59,686	99,387	5,591	105,464	1,969	113,024	..... 1899
21,150	33,202	63,409	117,761	4,986	120,177	1,466	126,629	..... 1900
20,518	49,227	93,471	163,216	5,331	138,310	3,452	147,093	..... 1901
13,161	32,005	49,097	94,263	5,999	126,373	2,070	134,442	..... 1902
26,789	83,548	70,914	181,251	7,838	115,404	2,826	126,068	..... 1903
18,254	91,184	82,507	191,945	6,905	147,458	3,194	157,557	..... 1904
40,340	73,782	81,748	195,870	15,124	127,465	3,023	145,612	..... 1905
33,525	115,871	64,983	214,379	18,052	126,642	10,305	154,999	..... 1906
39,974	146,666	53,935	240,575	12,469	95,416	6,049	113,934	..... (9 mos.) 1907

7-8 EDWARD VII., A. 1908

No. 17.—STATEMENT of the Values of the Principal and Other Articles entered  
1874 to 1907,

FISCAL YEARS.	COFFEE, ALL KINDS, INCLUDING CHICORY— <i>Con.</i>				COLLARS AND CUFFS.			
	Free.				Dutiable.			
	<i>(For dutiable see page 327.)</i>							
	Great Britain.	United States.	Other Countries.	Totals.	Great Britain.	United States.	Other Countries.	Totals.
	£	£	£	£	£	£	£	£
1874. ....	115,968	17,817	207,164	340,949	} ... Not separately stated prior to 1880. ... {			
1875. ....								
1876. ....								
1877. ....								
1878. ....								
1879. ....								
1880. ....					1,618	10,151		11,769
1881. ....					16,583	53,840	8	70,431
1882. ....	63,652		133,919	197,571	25,373	90,704	199	116,276
1883. ....	82,371		116,355	198,726	29,150	63,345	2,049	94,544
1884. ....	69,955		126,332	196,287	29,805	49,923	997	80,725
1885. ....	67,426		216,923	284,349	29,204	61,30	1,473	91,985
1886. ....	64,159		224,938	289,097	42,196	80,433	1,110	123,739
1887. ....	58,040		126,307	184,347	36,897	84,195	1,281	122,373
1888. ....	230,630		152,878	383,508	14,820	18,662	161	33,643
1889. ....	163,960		285,918	449,878	22,075	16,967	1,537	40,519
1890. ....	192,737		345,318	538,075	23,437	19,887	5,204	48,528
1891. ....	148,176		481,966	630,082	28,862	28,899	5,392	63,153
1892. ....	149,643		452,012	601,655	26,345	26,419	2,451	55,215
1893. ....	117,635		477,253	594,888	33,087	23,680	2,442	59,209
1894. ....	160,294	1,500	403,211	565,005	33,975	15,451	3,227	52,653
1895. ....	157,126		416,897	574,023	37,465	11,471	2,642	51,578
1896. ....	137,519		491,699	629,218	41,763	8,121	1,066	50,890
1897. ....	136,499		519,194	655,693	30,119	7,656	1,377	39,152
1898. ....	82,556		360,317	442,873	42,022	9,294	6,826	58,142
1899. ....	82,667		378,746	461,353	44,870	11,400	9,666	65,936
1900. ....	68,215		373,965	442,180	36,028	14,622	15,411	66,061
1901. ....	79,221		268,005	347,226	25,612	24,994	38,469	89,075
1902. ....	59,598		392,836	452,434	30,221	37,588	24,939	92,748
1903. ....	65,643		402,837	467,980	38,563	65,868	41,304	145,735
1904. ....	120,034		319,457	439,491	38,615	98,147	54,454	191,216
1905. ....	104,063		487,479	591,542	50,256	79,815	50,577	180,642
1906. ....	124,544		568,595	693,139	46,873	77,115	65,715	189,703
1907 (9 mos.) ....	78,934		485,709	564,643	37,361	56,936	36,173	130,470



## SESSIONAL PAPER No. 10

for Consumption in Canada (both Dutiable and Free) during each Fiscal Year inclusive, &c.—*Continued.*

COMBS.				CORDAGE, ROPE AND TWINE.				FISCAL YEARS.
Dutiable.				Dutiable. (For free see page 330.)				
Great Britain.	United States.	Other Countries.	Totals.	Great Britain.	United States.	Other Countries.	Totals.	
£	£	£	£	£	£	£	£	
Included with Fancy Goods prior to 1877.				157,065	76,263	278	233,606	1874
				267,536	107,695		375,231	1875
				155,825	76,365	2,223	234,413	1876
25,198	19,215	1,536	45,839	131,328	96,541	876	228,745	1877
27,308	19,463	1,265	48,036	112,395	115,331	172	227,898	1878
16,439	18,740	880	36,059	55,580	145,572	289	201,441	1879
35,307	40,760	1,436	77,503	67,589	104,311	551	172,451	1880
59,335	27,405	1,478	88,218	71,475	125,689	189	197,353	1881
71,022	34,557	8,044	113,623	67,467	124,812	1,172	193,451	1882
54,956	23,897	6,820	85,673	99,580	173,952	751	274,283	1883
41,152	19,091	6,455	66,698	64,019	156,813	1,998	222,830	1884
42,561	24,273	6,664	73,498	46,958	124,225	1,758	172,941	1885
46,792	23,219	4,708	74,719	45,868	141,126	1,569	188,563	1886
43,743	24,483	10,685	78,911	47,660	103,810	952	152,422	1887
33,981	18,301	7,971	60,253	38,454	107,809	1,199	147,462	1888
39,529	16,258	13,468	69,255	36,195	91,975	907	129,077	1889
38,510	16,176	14,211	68,897	37,191	87,882	402	125,475	1890
34,826	14,939	15,904	65,669	47,580	115,615	148	163,343	1891
29,526	15,190	19,670	64,386	48,441	248,810	1,026	298,277	1892
34,891	16,631	14,397	65,919	53,917	204,007	5,252	263,176	1893
27,312	19,007	15,545	61,864	35,905	185,179	4,694	225,778	1894
28,223	26,901	24,218	79,342	29,345	190,696	2,745	222,786	1895
35,810	23,403	28,131	87,344	25,626	235,197	1,617	262,440	1896
35,399	16,695	21,515	73,609	18,324	258,126	743	277,193	1897
41,441	20,617	25,615	87,673	21,571	189,041	1,449	212,461	1898
51,323	30,245	40,875	122,443	34,835	73,465	1,826	110,126	1899
54,424	37,484	61,223	153,131	32,186	80,454	1,893	114,533	1900
54,137	32,740	41,601	128,478	66,627	95,311	5,802	163,744	1901
59,751	50,522	40,790	151,063	107,752	169,045	1,171	217,968	1902
60,319	54,836	39,218	154,373	106,069	113,811	2,409	222,289	1903
71,462	72,523	35,903	179,888	150,730	117,221	2,131	270,082	1904
67,499	77,230	52,075	196,804	132,795	121,057	3,219	257,071	1905
86,179	94,812	57,525	238,516	170,144	122,384	3,230	295,758	1906
84,825	99,079	51,007	234,911	105,803	104,393	1,590	211,786	(9 mos.) 1907

7-8 EDWARD VII., A. 1908

No. 17.—STATEMENT of the Values of the Principal and Other Articles entered  
1874 to 1907,

FISCAL YEARS.	CORDAGE, ROPE AND TWINE— <i>Con.</i>				COTTON AND			
	Free.				Dutiable.			
	<i>(For dutiable see page 329)</i>							
	Great Britain	United States.	Other Countries.	Totals.	Great Britain.	United States.	Other Countries.	Totals.
	\$	\$	\$	\$	\$	\$	\$	\$
1874.....	313,128	267,374	108	580,610	10,299,290	907,491	10,878	11,217,659
1875.....					8,872,162	1,362,042	23,291	10,257,495
1876.....					5,234,075	2,161,350	11,616	7,467,041
1877.....					4,670,248	3,119,448	13,501	7,803,197
1878.....					4,842,627	2,514,715	12,880	7,370,222
1879.....					4,117,122	2,797,149	14,012	6,928,283
1880.....					5,828,085	1,866,727	56,059	7,750,871
1881.....					7,778,345	2,168,528	108,260	10,055,133
1882.....					8,485,207	2,301,800	126,498	10,913,505
1883.....					7,682,504	2,038,458	140,927	9,861,889
1884.....					5,837,933	1,491,831	85,137	7,414,901
1885.....					4,888,468	1,111,519	106,900	6,106,887
1886.....					4,525,868	1,034,275	111,323	5,671,466
1887.....					4,320,856	917,054	110,892	5,348,802
1888.....					3,247,995	743,982	116,145	4,108,122
1889.....					3,375,763	670,384	111,846	4,157,993
1890.....					3,112,345	749,444	108,947	3,970,736
1891.....					3,183,768	729,803	125,463	4,039,034
1892.....					3,044,996	790,834	166,739	4,002,569
1893.....					3,480,519	914,204	174,020	4,568,743
1894.....					2,963,472	815,441	231,015	4,009,928
1895.....					3,094,080	908,995	215,093	4,218,168
1896.....					3,357,028	1,067,012	207,920	4,631,960
1897.....					2,693,114	1,119,147	239,100	4,051,361
1898.....	465	385,880	118	386,463	3,086,068	1,332,533	292,193	4,710,794
1899.....	575	886,604	8	887,187	3,906,676	1,679,428	398,084	5,984,188
1900.....	752	898,396		899,148	4,474,687	1,509,312	522,570	6,506,569
1901.....	1,897	1,015,674		1,017,571	4,879,909	1,463,686	584,397	6,927,992
1902.....	19,441	1,682,772	49,646	1,752,859	5,108,513	1,608,369	734,877	7,451,759
1903.....	58,487	2,054,494	44,842	2,157,823	5,539,129	1,760,695	819,902	8,119,726
1904.....	9,086	1,525,320		1,534,406	6,010,783	1,827,438	704,757	8,542,978
1905.....	11,496	1,341,102	2,576	1,355,174	5,780,041	1,862,784	707,836	8,350,661
1906.....	27,507	1,690,812		1,718,319	6,494,603	2,151,987	921,756	9,568,346
1907 (9 mos.)....	93,326	1,822,316	138	1,915,780	6,752,681	1,705,147	1,042,509	9,500,337

## SESSIONAL PAPER No. 10

for Consumption in Canada (both Dutiable and Free) during each Fiscal Year inclusive, &c.—*Continued.*

MANUFACTURES OF.				CURTAINS AND SHAMS.				FISCAL YEARS.
Free.				Dutiable.				
Great Britain.	United States.	Other Countries.	Totals.	Great Britain.	United States.	Other Countries.	Totals.	
\$	\$	\$	\$	\$	\$	\$	\$	
175,564	596,985	.....	772,549	Included with 'Fancy Goods' prior to 1890.				..... 1874
27,159	663,303	.....	690,462					..... 1875
155,988	709,281	142	865,411					..... 1876
138,235	676,097	41	814,373					..... 1877
9,737	831,274	.....	841,011					..... 1878
1,495	1,005,534	.....	1,007,029					..... 1879
4,748	1,509,830	1,650	1,516,228					..... 1880
20,159	1,707,933	18	1,728,110					..... 1881
11,839	2,371,440	1,077	2,384,356					..... 1882
22,293	2,991,514	15	3,013,822					..... 1883
12,624	2,227,071	3,453	2,243,148					..... 1884
40,214	2,485,735	.....	2,525,949					..... 1885
37,747	2,999,285	.....	3,037,032					..... 1886
31,629	3,082,350	.....	3,113,979					..... 1887
54,560	3,247,102	.....	3,301,662					..... 1888
114,256	3,836,363	679	3,951,298					..... 1889
87,958	3,770,754	.....	3,858,712	6,885	166	.....	7,051	..... 1890
115,256	3,832,871	39	3,948,166	157,916	39,834	12,010	209,760	..... 1891
149,644	3,650,234	307	3,800,185	189,001	55,648	25,650	270,299	..... 1892
141,613	3,550,888	7,022	3,699,523	216,817	64,237	32,708	313,762	..... 1893
149,463	2,920,638	177	3,070,278	185,787	73,757	29,233	288,777	..... 1894
129,854	3,542,298	5,248	3,677,400	165,520	67,113	29,388	262,021	..... 1895
191,433	3,223,760	7,700	3,422,893	190,592	59,231	35,694	285,517	..... 1896
177,378	3,361,379	19,418	3,558,175	169,192	58,692	36,822	264,706	..... 1897
198,256	4,118,607	16,059	4,362,922	192,766	78,480	42,323	313,569	..... 1898
197,090	3,416,064	16,981	3,630,735	248,944	88,986	52,449	390,379	..... 1899
378,113	4,491,575	19,514	4,889,202	284,183	92,024	61,778	437,985	..... 1900
204,715	5,148,970	20,222	5,373,907	305,623	55,443	75,884	436,950	..... 1901
231,499	6,047,530	9,584	6,288,613	333,466	68,885	75,411	477,762	..... 1902
284,953	6,532,939	19,588	6,837,480	411,134	72,747	105,772	589,649	..... 1903
316,572	6,564,820	57,543	6,938,935	425,226	58,727	121,620	605,573	..... 1904
363,860	6,079,522	59,005	6,502,387	388,032	65,312	114,606	567,950	..... 1905
406,811	8,332,156	53,024	8,791,991	435,231	75,273	123,687	634,191	..... 1906
270,601	6,948,374	45,519	7,264,494	388,414	56,995	82,281	527,690	... (9 mos.) 1907

7-8 EDWARD VII., A. 1908

No. 17.—STATEMENT of the Values of the Principal and Other Articles entered  
1874 to 1907,

FISCAL YEARS.	DRESSING, HARNESS, LEATHER AND SHOE, INCLUDING SHOE BLACKING AND SHOE- MAKER'S INK.				DRUGS, DYES, CHEMICALS			
	Dutiable.				Dutiable.			
	Great Britain.	United States.	Other Countries.	Totals.	Great Britain.	United States.	Other Countries.	Totals.
	£	£	£	£	£	£	£	£
1874 .....	6,398	22,176	533	29,107	347,492	247,149	12,048	606,689
1875 .....	7,858	23,208	418	31,484	370,293	259,842	18,367	648,502
1876 .....	5,968	19,520	414	25,902	284,120	307,170	16,415	607,735
1877 .....	3,877	30,581	1,392	35,850	287,639	267,613	75,309	630,561
1878 .....	2,012	33,962	.....	35,974	269,742	352,032	123,428	745,202
1879 .....	1,503	24,947	595	27,045	267,748	299,943	184,363	752,054
1880 .....	2,645	27,772	180	30,597	281,051	276,927	64,153	622,131
1881 .....	3,847	22,641	6,413	32,901	324,810	305,945	146,509	777,264
1882 .....	5,186	42,870	5,257	53,313	307,068	361,248	191,207	859,523
1883 .....	4,184	32,372	11,059	47,615	324,166	381,620	230,729	945,515
1884 .....	7,724	26,171	4,851	38,746	256,353	503,772	346,654	1,106,779
1885 .....	5,502	32,191	9,706	47,399	263,962	428,082	414,750	1,136,794
1886 .....	4,563	36,067	6,590	47,220	264,793	417,917	394,553	1,077,263
1887 .....	4,281	41,928	7,921	54,130	302,123	489,402	524,687	1,316,212
1888 .....	3,588	44,425	6,752	54,765	315,947	528,917	382,574	1,227,438
1889 .....	5,614	40,019	6,688	52,321	307,631	494,087	377,300	1,179,018
1890 .....	9,381	52,574	7,873	69,828	318,184	482,755	427,021	1,227,960
1891 .....	9,758	56,947	3,641	70,346	314,652	481,591	484,489	1,280,732
1892 .....	7,927	60,061	3,689	71,677	300,798	513,570	563,175	1,377,343
1893 .....	9,090	65,898	5,145	80,133	302,797	494,504	582,884	1,380,185
1894 .....	9,809	59,417	1,887	71,113	255,531	450,261	435,161	1,140,953
1895 .....	9,687	59,671	6,090	75,448	236,339	432,639	314,291	983,269
1896 .....	9,696	59,942	5,109	74,747	242,785	497,537	352,551	1,092,873
1897 .....	3,411	66,983	2,465	72,859	228,350	553,990	343,380	1,125,720
1898 .....	8,091	64,487	2,466	75,044	300,548	616,294	381,985	1,298,827
1899 .....	5,946	73,579	3,052	82,577	415,155	757,240	356,337	1,528,732
1900 .....	3,112	65,978	2,353	71,443	551,908	771,119	260,030	1,583,057
1901 .....	3,530	65,746	2,461	71,737	714,336	765,109	356,152	1,835,597
1902 .....	3,397	71,619	4,605	79,621	560,397	772,875	469,007	1,802,279
1903 .....	3,808	75,235	3,173	82,216	672,817	876,333	331,562	1,880,712
1904 .....	2,390	75,193	1,974	79,557	601,091	958,206	455,727	2,015,024
1905 .....	2,953	82,758	1,268	86,979	717,776	936,929	417,539	2,072,244
1906 .....	6,586	79,008	819	86,413	810,227	1,006,317	515,824	2,332,368
1907 (9 mos.) ...	6,279	57,998	193	64,470	787,390	817,288	357,613	1,962,291

## SESSIONAL PAPER No. 10

for Consumption in Canada (both Dutiable and Free) during each Fiscal Year inclusive, &c.—*Continued.*

AND MEDICINES.				EARTHENWARE AND CHINA.				FISCAL YEARS.
Free.				Dutiable.				
Great Britain.	United States.	Other Countries.	Totals.	Great Britain.	United States.	Other Countries.	Totals.	
£	£	£	£	£	£	£	£	
626,730	270,466	32,787	929,983	572,448	30,655	8,652	611,755	1874
479,499	318,666	35,352	833,517	496,788	43,417	13,269	553,474	1875
360,295	221,095	25,147	606,537	376,200	40,825	13,863	430,888	1876
506,557	281,695	45,212	833,464	356,421	49,960	15,343	421,724	1877
431,620	246,472	65,019	743,111	412,999	55,294	15,520	483,813	1878
370,081	243,303	71,044	684,428	319,150	52,261	20,962	392,373	1879
466,495	378,658	49,460	894,613	253,994	34,224	34,115	322,333	1880
521,559	451,098	54,675	1,027,332	348,663	45,260	45,106	439,029	1881
480,838	479,054	97,197	1,057,089	511,603	59,863	75,268	646,734	1882
598,148	612,752	104,538	1,315,438	520,442	56,728	80,716	657,886	1883
539,970	634,476	98,385	1,272,831	441,566	35,533	67,487	544,586	1884
555,197	602,366	113,076	1,270,639	423,761	37,278	50,814	511,853	1885
502,649	639,915	118,854	1,261,418	490,131	41,415	67,723	599,269	1886
494,062	661,830	108,160	1,263,992	594,243	57,834	98,614	750,691	1887
524,536	632,023	113,297	1,269,906	520,185	58,040	118,857	697,082	1888
609,525	627,721	95,641	1,332,887	542,354	58,961	96,634	697,949	1889
580,329	643,032	115,809	1,339,170	516,549	66,850	111,807	695,206	1890
629,600	705,342	128,924	1,463,866	460,656	66,972	107,279	634,907	1891
723,627	702,580	137,672	1,563,879	534,977	64,678	149,155	748,810	1892
754,698	876,295	153,552	1,784,455	520,351	58,691	130,695	709,737	1893
663,865	778,134	177,836	1,619,835	477,554	58,241	159,719	695,514	1894
609,581	881,692	251,596	1,742,773	388,476	47,042	112,417	547,935	1895
653,335	928,198	275,034	1,856,567	387,218	55,838	132,437	575,493	1896
640,341	875,948	276,644	1,792,933	386,780	62,662	146,380	595,822	1897
805,028	1,074,644	520,290	2,399,962	454,062	77,659	144,753	676,474	1898
599,974	1,327,483	421,737	2,349,194	577,290	136,256	203,181	916,727	1899
670,795	1,373,414	417,500	2,461,709	563,931	188,495	297,100	959,526	1900
697,776	1,917,007	528,251	3,143,034	687,158	161,805	265,714	1,114,677	1901
757,796	2,261,460	625,990	3,645,246	723,557	242,055	309,481	1,275,093	1902
864,031	2,397,801	749,776	4,011,608	805,140	258,767	341,703	1,406,610	1903
876,520	2,318,137	629,316	3,823,973	961,806	235,857	413,693	1,611,356	1904
862,230	2,591,017	622,817	4,076,064	960,317	243,776	432,121	1,636,214	1905
937,486	3,433,871	658,454	5,029,811	987,180	275,359	429,820	1,692,359	1906
1,011,391	2,840,420	589,564	4,441,375	851,155	197,746	373,979	1,422,880	(9 mos.) 1907



7-8 EDWARD VII., A. 1908

No. 17.—STATEMENT of the Values of the Principal and Other Articles entered  
1874 to 1907,

FISCAL YEARS.	ELECTRIC APPARATUS.							
	Dutiable.				Free.			
	Great Britain.	United States.	Other Countries.	Totals.	Great Britain.	United States.	Other Countries.	Totals.
	£	£	£	£	£	£	£	£
1874.....								
1875.....								
1876.....								
1877.....								
1878.....								
1879.....								
1880.....								
1881.....	2,034	9,711	88	11,833		168		168
1882.....	3,545	40,200	302	44,047				
1883.....	12,706	59,184	673	72,563		6,317		6,317
1884.....	4,170	89,542	376	94,088		9,049		9,049
1885.....	25,612	66,828	589	93,029		400		400
1886.....	1,689	65,163	1,386	68,238	253	359		612
1887.....	3,298	108,582	363	112,243		35		35
1888.....	2,797	191,339	652	194,788				
1889.....	16,881	232,144	2,110	251,135				
1890.....	27,465	344,773	864	373,102				
1891.....	12,231	450,882	5,933	469,046				
1892.....	15,981	622,485	2,162	640,628				
1893.....	31,998	648,719	9,348	690,065				
1894.....	45,397	445,367	18,259	509,023				
1895.....	26,124	349,634	5,026	380,784				
1896.....	6,581	294,806	3,439	304,826				
1897.....	6,806	449,553	2,340	458,699				
1898.....	8,274	428,644	5,104	442,022				
1899.....	12,475	538,789	2,690	553,954				
1900.....	21,225	847,653	2,434	871,312				
1901.....	9,177	904,629	6,048	919,854				
1902.....	15,648	1,349,794	7,474	1,372,916				
1903.....	55,867	1,581,806	11,328	1,649,001				
1904.....	60,030	2,336,851	10,031	2,406,912				
1905.....	30,051	2,718,453	76,963	2,825,467		24,512		24,512
1906.....	80,812	3,388,233	35,703	3,507,748	111	69,439	990	70,540
1907 (9 mos.)....	84,698	2,379,046	18,002	2,481,746		74,992		74,992

## SESSIONAL PAPER No. 10

for Consumption in Canada (both Dutiable and Free) during each Fiscal Year inclusive, &c.—*Continued.*

EMBROIDERIES.				FANCY GOODS.				FISCAL YEARS.
Dutiable.				Dutiable.				
Great Britain.	United States.	Other Countries.	Totals.	Great Britain.	United States.	Other Countries.	Totals.	
\$	\$	\$	\$	\$	\$	\$	\$	
19,677	66	.....	19,743	2,633,051	305,132	399,376	3,337,559	1874
17,556	267	.....	17,623	2,723,421	335,657	304,296	3,363,374	1875
12,299	258	997	13,545	1,809,119	324,990	267,702	2,401,811	1876
23,824	2,360	2,366	28,550	1,342,118	249,922	178,669	1,770,709	1877
3,928	984	4,739	9,651	1,209,379	249,462	228,680	1,687,521	1878
348	1	.....	349	920,593	207,868	214,700	1,343,161	1879
10,458	3,157	6,116	19,731	279,068	78,145	106,718	463,931	1880
9,027	1,382	15,312	25,721	468,018	97,186	138,016	703,220	1881
43,985	5,963	24,382	74,330	1,561,050	159,679	280,468	2,001,237	1882
59,684	4,995	19,056	83,735	1,695,081	178,727	322,865	2,196,673	1883
63,435	1,527	42,912	107,874	1,311,215	177,797	234,088	1,723,100	1884
57,196	8,533	68,060	133,789	1,237,278	147,354	232,169	1,616,801	1885
58,481	1,848	76,423	136,755	1,031,965	204,875	204,979	1,441,819	1886
104,558	5,366	71,175	181,099	1,546,326	258,108	299,075	2,103,509	1887
143,565	7,068	57,895	208,028	1,253,372	241,367	318,190	1,812,929	1888
119,318	9,742	55,103	185,163	1,304,617	252,132	340,669	1,897,418	1889
106,925	11,687	82,038	200,650	1,235,236	264,057	367,938	1,867,231	1890
113,910	10,630	75,810	200,350	990,427	236,938	295,994	1,523,359	1891
86,416	10,663	57,534	154,613	1,035,243	267,356	336,493	1,639,092	1892
90,738	14,523	55,064	160,325	1,085,952	261,678	379,349	1,726,979	1893
90,975	15,249	91,900	198,124	1,077,159	233,624	347,644	1,658,427	1894
44,303	5,075	77,829	127,207	924,771	218,095	344,466	1,487,332	1895
35,027	2,539	107,286	144,852	912,494	231,829	320,449	1,464,742	1896
42,626	4,641	93,055	140,322	876,213	265,271	345,322	1,486,806	1897
20,308	2,272	16,389	38,969	1,604,770	325,527	460,892	1,791,189	1898
18,566	4,790	23,202	46,558	893,029	406,621	527,232	1,826,882	1899
22,298	8,444	23,237	53,979	928,481	445,090	524,543	1,898,114	1900
20,502	6,905	29,172	56,579	899,806	361,896	675,023	1,936,725	1901
22,817	9,150	27,261	59,228	1,055,153	390,150	773,405	2,218,708	1902
35,145	12,585	43,409	91,139	1,274,573	432,598	995,963	2,703,134	1903
30,339	15,233	48,987	94,559	1,452,985	500,014	1,117,760	3,070,759	1904
19,187	9,419	40,039	68,645	1,417,531	532,744	1,118,513	3,068,788	1905
24,519	8,409	52,054	84,982	1,482,928	571,306	1,311,658	3,365,892	1906
38,039	8,942	38,656	85,637	1,159,335	437,767	1,040,918	2,638,020	(9 mos) 1907.

7-8 EDWARD VII., A. 1908

No. 17.—STATEMENT of the Values of the Principal and Other Articles entered  
1874 to 1907,

FISCAL YEARS.	FERTILIZERS.							
	Dutiable.				Free.			
	Great Britain.	United States.	Other Countries.	Totals.	Great Britain.	United States.	Other Countries.	Totals.
	\$	\$	\$	\$	\$	\$	\$	\$
1874 .....					4,288	18,673		22,961
1875 .....					408	14,579		14,986
1876 .....					221	22,685		22,906
1877 .....					733	29,157		29,890
1878 .....					374	24,513	32	24,919
1879 .....					149	23,842	83	24,074
1880 .....					278	2,672	96	3,046
1881 .....					200	1,804	98	2,102
1882 .....					292	4,537		4,849
1883 .....					299	4,805	25	5,129
1884 .....					453	4,392	24	4,869
1885 .....					37	6,060	5	6,102
1886 .....		1,849		1,849	158	3,233	10	3,401
1887 .....	259	6,729		6,988	33	1,758	25	1,816
1888 .....	431	12,025		12,456	22	1,708		1,730
1889 .....	1,984	12,139		14,123	95	2,752		2,847
1890 .....	471	13,973		14,444	1,275	1,185	719	3,179
1891 .....	362	13,134		13,496	5,629	2,528	750	8,907
1892 .....	811	18,728		19,539	149	4,532		4,681
1893 .....	1,109	20,471		21,580	9	11,798	15	11,822
1894 .....	901	16,077		16,978	700	7,759	30	8,489
1895 .....	3,328	34,743	6	38,077	129	20,978	1,342	22,449
1896 .....	1,162	42,194		43,356	291	26,776	11	27,078
1897 .....	1,375	52,747		54,122	3,232	31,859	2,763	37,854
1898 .....	740	45,195	503	46,438	23,983	25,930	220	50,138
1899 .....	565	59,037		59,602	730	45,827	234	46,791
1900 .....	5,820	61,543		67,363	8,485	56,756	769	66,010
1901 .....	3,427	70,781		74,208	5,141	101,341	300	106,832
1902 .....	6,253	78,743		84,996	308	110,898	12,248	123,454
1903 .....	6,186	106,070		112,256	16,918	89,751	6,275	112,944
1904 .....	7,340	126,621	102	134,063	2,389	127,086	5,585	135,060
1905 .....	8,459	119,762	16	128,237	4,785	107,440	4,661	116,886
1906 .....	7,848	157,466	2,194	167,508	1,771	88,431	4,586	94,788
1907 (9 mos.) ..	2,631	142,988	212	145,831	3,274	101,141	6,812	111,227

## SESSIONAL PAPER No. 10

for Consumption in Canada (both Dutiable and Free) during each Fiscal Year inclusive, &c.—*Continued.*

## FISH AND FISH PRODUCTS.

Dutiable.				Free.				FISCAL YEARS.
Great Britain.	United States.	Other Countries.	Totals.	Great Britain.	United States.	Other Countries.	Totals.	
£	£	£	£	£	£	£	£	
16,226	32,687	1,449	50,362	61	543,935	921,281	1,465,216	1874
11,495	10,629	1,503	23,627	5	619,735	839,536	1,459,332	1875
9,514	11,623	2,101	23,238	170	632,119	741,017	1,373,141	1876
25,696	19,076	4,232	49,004		626,772	566,979	1,193,921	1877
24,443	18,575	7,383	50,401		549,054	526,804	1,075,858	1878
33,204	21,869	6,421	61,494	20	490,191	488,463	978,674	1879
32,121	10,735	2,522	45,378	58	465,199	455,066	920,323	1880
36,084	33,766	3,819	73,669	85	518,746	398,631	917,462	1881
51,004	48,056	7,011	106,071	16	578,862	384,513	963,391	1882
50,326	67,726	13,823	131,875	28	692,109	564,170	1,256,307	1883
72,924	38,444	9,164	120,532	86	652,297	624,152	1,276,535	1884
59,943	30,758	17,045	107,746		609,793	250,866	851,659	1885
39,704	413,477	16,190	469,371		962	288,278	289,240	1886
51,797	443,855	15,597	511,249		39	273,085	273,124	1887
44,005	456,346	17,412	517,763		249	347,353	347,602	1888
45,350	406,922	25,276	477,548		447	411,908	412,355	1889
41,319	442,257	33,198	516,774	76	178	403,538	403,792	1890
43,757	414,138	31,037	488,932		420	614,314	614,734	1891
44,719	391,854	28,680	465,253		334	666,727	667,061	1892
55,410	384,851	35,800	476,061	17	941	536,486	537,444	1893
67,238	344,516	43,877	455,631		154	748,332	748,486	1894
47,552	307,082	30,239	384,873		204	624,207	624,411	1895
40,529	300,997	31,852	373,378		24,920	456,058	480,978	1896
41,815	286,220	41,165	369,200		102,519	264,398	366,917	1897
54,126	276,491	39,066	369,683	102	86,920	334,465	421,487	1898
74,564	369,207	52,415	496,186	137	1,313	385,895	387,345	1899
55,618	483,412	43,620	582,650		1,133	483,131	486,264	1900
63,267	407,999	53,021	524,287		517	359,053	359,570	1901
70,748	475,550	54,931	601,229		1,113	452,683	453,796	1902
68,420	513,478	60,015	641,913		374	635,226	635,600	1903
67,229	583,927	67,022	718,178		994	687,369	688,363	1904
84,369	537,955	104,892	727,126		540	630,763	631,303	1905
81,097	578,795	127,615	787,507		666	1,152,338	1,153,004	1906
79,139	531,975	104,071	715,185		371	862,880	863,251	(9 mos.) 1907

7-8 EDWARD VII., A. 1908

No. 17.—STATEMENT of the Values of the Principal and Other Articles entered  
1874 to 1907,

FISCAL YEARS.	FISHERIES, ARTICLES FOR THE USE OF							
	Dutiable.				Free.			
	Great Britain.	United States.	Other Countries.	Totals.	Great Britain.	United States.	Other Countries.	Totals.
	\$	\$	\$	\$	\$	\$	\$	\$
1874.....					153,346	47,314	11	200,671
1875.....					179,591	63,582		243,173
1876.....					176,791	99,977		276,768
1877.....					182,689	164,164	236	347,089
1878.....					182,656	147,007	358	330,021
1879.....					133,179	107,973		241,152
1880.....					161,605	104,006	2	265,613
1881.....					135,564	134,625	73	270,262
1882.....					176,196	174,969	285	351,450
1883.....					220,688	252,001	415	473,104
1884.....					227,519	231,991		509,510
1885.....					195,408	186,318	47	381,773
1886.....					134,495	152,570	8	287,073
1887.....					158,747	163,539	144	322,430
1888.....					204,518	220,966		425,484
1889.....					206,861	241,859		448,720
1890.....					190,954	237,260	250	428,464
1891.....					155,707	248,918	708	435,333
1892.....					215,982	257,047	175	473,204
1893.....					189,446	242,448	2,163	434,057
1894.....					207,044	234,429	3,067	444,540
1895.....					215,336	298,847	4,708	518,891
1896.....					263,298	259,047	2,796	525,141
1897.....					334,399	204,168	2,059	540,626
1898.....	8,665	3,613		12,278	274,107	206,528	3,003	483,638
1899.....	9,089	5,263		14,352	298,252	233,730	4,046	536,028
1900.....	10,730	6,914		17,644	305,719	298,310	5,855	609,884
1901.....	14,829	12,197	16	27,042	298,054	321,205	7,657	626,916
1902.....	23,397	18,146		41,543	356,119	333,681	5,457	695,257
1903.....	24,646	22,108	219	46,973	340,924	361,243	27,898	730,065
1904.....	34,785	25,748	52	60,585	309,063	355,689	26,715	691,467
1905.....	32,389	26,130	18	58,537	288,953	436,069	29,121	754,143
1906.....	25,278	23,826	4	49,108	312,910	369,296	12,209	694,415
1907 (9 mos.)....	18,345	8,922		27,267	189,225	324,060	16,034	529,319



## SESSIONAL PAPER No. 10

for Consumption in Canada (both Dutiable and Free) during each Fiscal Year inclusive, &c.—*Continued.*

FLAX, HEMP AND JUTE AND MANUFACTURES OF.								FISCAL YEARS.
Dutiable.				Free.				
Great Britain.	United States.	Other Countries.	Totals.	Great Britain	United States.	Other Countries.	Totals.	
\$	\$	\$	\$	\$	\$	\$	\$	
1,218,260	74,128	9,964	1,302,352	326,601	320,398		646,999	1874
1,500,154	240,696	7,659	1,748,509	114,933	259,547		374,480	1875
980,465	237,178	3,600	1,221,243	19,142	178,351	22,033	219,526	1876
1,084,264	269,574	1,477	1,355,315	15,705	376,011		391,716	1877
1,138,627	244,025	2,183	1,384,835	47,625	231,081		278,706	1878
961,586	184,987	6,456	1,153,029	23,654	182,875		206,529	1879
1,118,836	55,720	3,509	1,178,065	175,296	170,346	625	346,267	1880
1,391,877	52,759	2,511	1,448,147	225,340	152,706		378,046	1881
1,593,905	63,270	21,827	1,679,002	280,957	250,704		531,661	1882
1,476,759	66,083	11,485	1,554,327	369,454	339,086		708,540	1883
1,245,654	51,412	13,789	1,310,855	199,978	371,730	16	571,724	1884
1,321,865	61,936	9,051	1,392,852	404,872	273,728		678,600	1885
1,258,096	59,800	22,183	1,340,079	413,815	202,551	7,793	624,159	1886
1,445,081	55,881	27,137	1,528,099	453,043	261,618	41	714,702	1887
1,312,998	31,048	22,134	1,366,180	959,599	312,821		1,272,420	1888
1,423,107	48,493	22,086	1,493,686	1,295,882	222,954	10,015	1,528,851	1889
1,369,268	27,876	20,109	1,417,253	887,772	164,607	4,629	1,057,008	1890
1,366,266	42,626	28,497	1,437,389	1,014,951	248,845	1,603	1,265,399	1891
1,479,003	44,652	27,348	1,551,003	734,153	501,848	940	1,236,941	1892
1,531,501	46,511	43,767	1,621,719	870,327	592,145	100,650	1,563,122	1893
1,331,892	48,333	39,278	1,419,503	548,365	184,199	105,500	838,064	1894
1,251,299	58,893	29,705	1,339,897	515,410	507,052	1,393	1,023,855	1895
1,410,879	66,689	48,603	1,526,171	872,260	345,291	16	1,217,567	1896
1,159,126	58,597	49,750	1,267,473	831,632	212,819	5,382	1,049,833	1897
1,280,829	55,321	76,186	1,412,336	916,003	254,434	23,002	1,193,439	1898
1,610,210	69,395	74,959	1,754,564	1,081,210	450,330	2,848	1,534,388	1899
1,660,274	63,348	107,269	1,830,891	1,239,254	478,240	15,688	1,763,182	1900
1,747,294	74,864	90,912	1,913,070	1,101,085	376,296	28,067	1,505,448	1901
1,783,730	84,265	113,876	1,981,871	1,567,092	745,500	65,376	2,377,968	1902
1,925,381	98,835	161,226	2,185,442	1,435,511	534,653	164,436	2,134,600	1903
2,160,410	81,210	175,620	2,417,240	1,224,269	628,994	79,131	1,932,394	1904
2,112,093	98,048	297,362	2,507,503	1,353,037	443,890	100,604	1,897,531	1905
2,451,441	120,347	516,469	3,088,257	1,368,958	466,694	276,657	2,112,309	1906
2,121,155	103,649	621,744	2,846,548	1,132,648	260,112	289,763	1,682,523	(9 mos.) 190

7-8 EDWARD VII., A. 1908

No. 17.—STATEMENT of the Values of the Principal and Other Articles entered  
1874 to 1907,

FISCAL YEARS.	FRUITS.							
	Dutiable.				Free.			
	Great Britain.	United States.	Other Countries.	Totals.	Great Britain.	United States.	Other Countries.	Totals.
	\$	\$	\$	\$	\$	\$	\$	\$
1874 .....	275,952	506,767	245,490	1,028,209	342	.....	4,679	5,021
1875 .....	315,234	791,622	307,325	1,414,181	706	1,231	106	2,043
1876 .....	316,310	465,633	280,049	1,061,992	2,783	17	570	3,370
1877 .....	314,692	741,423	274,568	1,330,683	652	576	2,028	3,256
1878 .....	345,601	690,197	223,185	1,261,983	3,840	642	13	4,495
1879 .....	248,762	628,046	291,725	1,168,533	1,346	3,016	1,725	6,087
1880 .....	214,943	443,755	175,346	834,044	59	.....	.....	59
1881 .....	192,892	553,069	425,603	1,171,564	1,632	5,704	788	8,124
1882 .....	301,504	609,244	556,686	1,467,434	40	3	5,673	5,716
1883 .....	410,406	955,863	753,615	2,119,884	650	39	51	740
1884 .....	368,787	990,108	684,940	2,043,835	793	952	292	2,037
1885 .....	370,353	759,985	486,218	1,616,556	.....	11	524	535
1886 .....	352,001	728,972	531,105	1,612,078	1,014	322	.....	1,336
1887 .....	366,001	744,371	570,321	1,680,693	.....	.....	1,177	1,177
1888 .....	393,862	766,541	630,278	1,790,681	.....	158,240	393	158,633
1889 .....	347,333	687,129	596,934	1,631,396	290	614,400	2,309	616,999
1890 .....	362,952	915,744	555,960	1,834,656	109	748,520	4,082	752,711
1891 .....	344,800	1,065,917	779,502	2,190,219	4	393,584	3,691	397,279
1892 .....	252,598	1,213,464	642,302	2,108,364	13	425,014	3,314	428,341
893 .....	209,410	1,122,594	521,843	1,853,847	905	479,604	33,210	513,719
894 .....	240,784	1,179,049	721,085	2,140,918	72	559,155	40,542	599,769
1895 .....	260,856	980,526	744,892	1,986,274	.....	519,038	17,611	536,669
1896 .....	319,161	1,107,276	626,780	2,053,217	1,662	530,789	15,332	547,783
1897 .....	214,300	921,185	657,301	1,792,786	731	466,431	12,501	479,663
1898 .....	194,780	1,295,994	843,305	2,334,079	360	506,372	5,629	512,361
1899 .....	219,072	1,346,080	960,561	2,525,713	.....	557,499	9,395	566,894
1900 .....	279,853	1,710,811	907,878	2,898,542	134	578,017	3,463	581,614
1901 .....	290,122	1,766,979	1,146,845	3,203,946	31	666,995	2,517	669,543
1902 .....	282,780	1,938,484	1,426,930	3,648,194	.....	805,205	28,402	833,607
1903 .....	297,662	2,088,697	1,369,596	3,755,955	.....	903,261	54,816	958,077
1904 .....	278,087	2,129,494	1,296,828	3,704,409	21	933,641	19,985	953,647
1905 .....	242,028	2,404,545	1,368,734	4,015,307	437	1,115,096	28,018	1,143,551
1906 .....	388,363	2,900,744	1,641,439	4,930,546	1,817	1,330,252	59,875	1,391,944
1907 (9 mos.) ...	262,078	2,365,226	1,556,915	4,184,219	95,147	1,264,222	219,979	1,579,348

## SESSIONAL PAPER No. 10

for Consumption in Canada (both Dutiable and Free) during each Fiscal Year inclusive, &c.—*Continued.*

FURS AND SKINS AND MANUFACTURES OF								FISCAL YEARS.
Dutiable.				Free.				
Great Britain.	United States.	Other Countries.	Totals.	Great Britain.	United States.	Other Countries.	Totals.	
\$	\$	\$	\$	\$	\$	\$	\$	
302,938	85,182	25,159	413,279	106,994	173,928	7,439	288,361	1874
304,471	119,680	11,305	435,456	177,638	154,675	15,519	347,832	1875
199,297	51,783	11,535	262,615	83,753	84,191	21,830	189,774	1876
153,367	74,212	18,552	246,131	69,638	94,261	17,125	180,424	1877
146,731	67,892	19,005	233,628	49,938	79,077	19,894	148,909	1878
107,190	47,223	20,533	174,946	32,457	78,212	27,772	138,441	1879
158,618	33,576	23,996	216,190	84,698	127,982	25,281	237,961	1880
268,139	69,113	96,849	434,101	115,620	221,768	96,032	433,420	1881
341,944	186,151	104,941	633,036	151,609	253,446	85,547	490,602	1882
398,443	161,361	156,761	716,565	136,795	230,490	183,871	551,156	1883
330,493	202,912	124,123	657,528	98,289	154,238	73,460	325,987	1884
329,366	134,679	146,932	610,977	106,379	166,973	154,820	422,172	1885
371,220	129,181	157,988	658,389	76,248	165,381	147,163	388,792	1886
388,069	172,361	194,340	754,770	114,808	274,918	90,189	479,915	1887
402,067	156,993	202,661	761,721	114,639	246,380	101,125	462,144	1888
337,353	132,608	267,345	737,306	117,590	299,705	106,566	523,861	1889
367,811	66,992	227,020	661,823	76,835	287,547	79,615	443,997	1890
305,960	69,377	157,719	533,056	141,243	291,771	56,400	489,414	1891
338,364	62,292	278,750	679,406	250,763	293,862	112,126	656,751	1892
388,934	69,061	265,812	723,807	296,648	348,456	151,650	796,754	1893
371,731	88,500	257,220	717,451	184,050	300,853	188,643	673,546	1894
361,002	51,876	171,179	584,057	143,415	260,886	136,000	540,301	1895
283,247	63,008	231,700	577,955	154,731	298,328	180,610	633,669	1896
185,724	38,516	172,258	396,498	112,706	266,774	125,593	505,073	1897
185,038	56,951	199,386	441,375	123,324	246,173	80,517	450,014	1898
275,130	99,357	311,284	685,771	250,457	332,575	294,217	877,249	1899
260,739	109,787	388,699	759,225	215,258	745,779	386,370	1,347,407	1900
378,331	148,691	438,369	965,391	283,206	809,129	327,455	1,419,790	1901
341,802	178,579	540,140	1,060,521	359,253	996,554	554,426	1,910,233	1902
326,252	228,668	493,958	1,048,878	383,171	1,207,123	668,558	2,258,852	1903
340,072	247,159	408,493	995,724	348,581	1,362,011	698,884	2,409,476	1904
444,921	324,953	535,326	1,305,200	373,265	1,763,034	722,916	2,859,215	1905
534,549	289,974	572,376	1,396,899	291,165	2,011,039	1,083,544	3,385,798	1906
385,580	205,405	424,162	1,015,147	226,644	2,022,606	756,622	3,005,872	(9 mos.) 1907

7-8 EDWARD VII., A. 1908

No. 17.—STATEMENT of the Values of the Principal and Other Articles entered  
1874 to 1907,

FISCAL YEARS.	GLASS AND MANUFACTURES OF.							
	Dutiable.				Free.			
	Great Britain.	United States.	Other Countries.	Totals.	Great Britain.	United States.	Other Countries.	Totals.
	£	£	£	£	£	£	£	£
1874.....	344,754	453,939	408,459	1,187,152				
1875.....	302,169	411,563	379,267	1,092,999				
1876.....	203,604	333,714	364,890	902,208				
1877.....	187,348	322,314	271,963	781,625				
1878.....	187,273	421,186	289,882	898,341				
1879.....	138,223	343,792	177,818	659,833				
1880.....	171,312	332,860	145,920	650,092		1,015		1,015
1881.....	178,242	399,715	311,846	889,803	374	672		1,046
1882.....	259,965	500,370	424,381	1,184,716	1,211	1,020		2,231
1883.....	281,156	540,497	355,259	1,176,912	888	996		1,884
1884.....	237,035	442,992	316,546	996,483	3,284	776		4,060
1885.....	208,023	394,095	418,764	1,020,882	1,008	774	153	1,935
1886.....	257,312	438,810	448,098	1,220	994	580		1,574
1887.....	278,611	487,792	502,200	1,268,603	935	1,182		2,117
1888.....	286,250	426,147	483,364	1,195,761	1,891	503	44	2,438
1889.....	333,129	444,916	417,544	1,195,589	1,404	951		2,355
1890.....	334,343	418,103	478,139	1,230,585	1,324	801		2,125
1891.....	345,087	436,909	465,696	1,247,692				
1892.....	370,083	419,780	467,995	1,257,858				
1893.....	325,784	395,539	498,220	1,219,543				
1894.....	286,081	366,995	556,127	1,209,203				
1895.....	232,290	432,493	456,203	1,120,986				
1896.....	214,964	415,789	473,728	1,104,481			1,096	1,096
1897.....	187,888	433,729	518,147	1,139,764				
1898.....	228,643	363,523	432,540	1,024,706				
1899.....	289,049	484,210	569,799	1,343,058				
1900.....	367,115	535,735	755,844	1,658,694				
1901.....	352,204	538,692	684,723	1,575,619				
1902.....	387,883	526,134	1,024,791	1,938,808				
1903.....	461,235	591,256	1,031,960	2,084,451				
1904.....	506,759	589,072	887,950	1,983,781	913			913
1905.....	510,005	596,740	839,869	1,946,614	237		2,118	2,355
1906.....	757,726	677,104	1,229,307	2,664,137	3,344	77	5,455	8,876
1907 (9 mos.)....	616,237	566,170	926,164	2,108,571	1,101	420	4,597	6,118

## SESSIONAL PAPER No. 10

for Consumption in Canada (both Dutiable and Free) during each Fiscal Year inclusive, &c.—*Continued.*

GLOVES AND MITTS.				GLUE, GLUE STOCK AND MUCILAGE.				FISCAL YEARS.
Dutiable.				Dutiable. (For free see page 344.)				
Great Britain.	United States.	Other Countries.	Totals.	Great Britain.	United States.	Other Countries.	Totals.	
£	£	£	£	£	£	£	£	
Not separately stated prior to 1879.				Not separately stated prior to 1877.				.....1874
								.....1875
								.....1876
				7,241	21,293	1,962	30,496	.....1877
				4,626	20,584	5,430	30,640	.....1878
				3,766	25,527	1,945	31,238	.....1879
				3,022	15,799	5,450	24,271	.....1880
				12,103	35,537	12,218	59,858	.....1881
				5,536	37,498	13,976	57,010	.....1882
				9,510	32,959	29,104	71,573	.....1883
168,089	13,556	57,728	239,373					
327,481	17,734	58,169	403,384					
560,288	17,038	80,541	657,867					
624,324	39,330	149,955	813,609					
582,261	59,551	199,824	841,636					
472,784	41,010	123,525	637,319	12,121	37,199	24,777	74,097	.....1884
546,786	42,302	130,336	719,424	16,570	40,869	31,860	89,299	.....1885
533,493	37,214	110,734	681,441	20,436	48,335	24,268	93,039	.....1886
531,921	32,603	141,300	705,824	15,418	46,747	33,527	95,692	.....1887
442,658	37,297	193,246	673,201	8,076	52,525	34,690	95,291	.....1888
409,930	31,859	194,955	636,744	9,550	51,523	33,382	94,455	.....1889
439,286	42,307	221,572	703,165	11,760	45,865	34,881	92,506	.....1890
394,381	36,070	227,961	658,412	5,373	44,963	37,025	87,361	.....1891
367,936	43,688	268,597	680,221	10,036	57,266	35,220	102,522	.....1892
367,693	42,807	290,087	700,587	10,657	61,964	39,297	111,918	.....1893
302,712	33,467	329,558	665,737	9,995	56,609	36,731	103,335	.....1894
264,906	18,496	347,874	631,276	8,283	53,601	31,618	93,502	.....1895
267,812	16,651	347,220	631,683	8,808	50,909	31,837	91,554	.....1896
228,427	21,398	66,553	516,378	5,844	53,081	39,102	98,027	.....1897
193,395	27,399	343,287	564,081	14,122	78,468	44,065	136,655	.....1898
220,458	37,097	466,185	723,740	17,682	99,363	59,319	176,364	.....1899
208,118	51,580	443,311	703,009	25,215	96,322	49,888	171,425	.....1900
215,122	37,926	449,530	702,578	28,045	91,960	76,476	196,481	.....1901
199,693	55,509	396,116	651,309	27,133	92,031	72,782	191,946	.....1902
268,998	80,694	520,733	870,425	31,906	84,259	69,613	185,778	.....1903
333,074	122,413	488,419	943,906	30,350	91,045	66,153	187,548	.....1904
394,949	121,646	464,288	980,883	38,148	84,829	69,265	192,242	.....1905
436,100	153,035	576,501	1,165,636	62,287	100,200	91,643	254,130	.....1906
493,071	103,754	651,360	1,228,185	46,777	77,017	63,448	187,242	....(9 mos.) 1907



7-8 EDWARD VII., A. 1908

No. 17.—STATEMENT of the Values of the Principal and Other Articles entered  
1874 to 1907,

FISCAL YEARS.	GLUE, GLUE STOCK AND MUCILAGE— <i>Con.</i>				GRASSES AND FIBRES			
	Free.				Dutiable.			
	<i>(For dutiable see page 343.)</i>							
	Great Britain.	United States.	Other Countries.	Totals.	Great Britain.	United States.	Other Countries.	Totals.
	\$	\$	\$	\$	\$	\$	\$	\$
1874.....					43,558	25,949	4,198	73,705
1875.....					42,187	26,253	2,299	64,739
1876.....					27,179	8,355	5,858	41,392
1877.....					7,168	10,189	1,400	18,757
1878.....					4,658	7,417	2,272	14,347
1879.....					3,213	8,338	2,039	13,590
1880.....					2,882	3,579	661	7,122
1881.....					6,682	7,442	6,355	20,479
1882.....					7,837	6,444	9,440	23,721
1883.....					8,041	9,199	6,722	23,962
1884.....					1,808	9,823	1,203	12,834
1885.....					2,682	8,200	2,023	12,905
1886.....					3,732	11,245	1,829	16,806
1887.....			4,035	4,035	1,126	2,287	1,645	5,058
1888.....		1,605		1,605	1,402	2,109	1,509	5,020
1889.....		2,282		2,282	542	3,449	2,887	6,878
1890.....		2,638		2,638	763	5,477	5,065	11,305
1891.....		45,092		45,092	2,248	7,136	4,170	13,554
1892.....		1,956	144	2,100	1,065	8,097	4,763	13,925
1893.....		16,038	4,254	20,292	732	9,963	4,017	14,712
1894.....	10	1,340	4,191	5,541	1,777	11,138	4,741	17,656
1895.....		3,051	8,083	11,134	1,846	12,276	4,178	18,300
1896.....		141		141	225	22,737	1,117	24,079
1897.....		96		96	1,168	8,982	1,271	11,421
1898.....		485		485	725	9,958	3,325	14,008
1899.....		1,797		1,797	393	12,657	5,356	18,406
1900.....		649		649	297	20,596	7,670	28,563
1901.....		1,183		1,183	1,554	36,173	11,410	49,137
1902.....		490	672	1,162	1,362	35,246	15,687	52,295
1903.....		572		572	272	36,855	17,450	54,577
1904.....		1,222		1,222	835	31,526	12,921	45,282
1905.....		588	200	788	310	27,182	20,592	48,084
1906.....		203		203	477	46,191	19,498	66,166
1907 (9 mos.).....		302		302	419	36,261	15,089	51,769

## SESSIONAL PAPER No. 10

for Consumption in Canada (both Dutiable and Free) during each Fiscal Year inclusive, &c.—*Continued.*

AND MANUFACTURES OF.				GREASE.				FISCAL YEARS.
Free.				Dutiable. (For free see page 346.)				
Great Britain.	United States.	Other Countries.	Totals.	Great Britain.	United States.	Other Countries.	Totals.	
£	£	£	£	£	£	£	£	
8,022	47,046	14,826	69,894	.....	.....	.....	.....	1874
10,531	38,970	13,151	62,652	.....	.....	.....	.....	1875
35,569	35,628	22,493	93,690	.....	.....	.....	.....	1876
4,851	50,724	267	55,842	112	6,941	.....	7,053	1877
5,102	39,171	24	44,297	338	6,816	.....	7,154	1878
2,664	30,005	516	33,186	198	6,621	.....	6,819	1879
11,131	37,021	1,132	49,284	1,664	11,195	1	12,860	1880
3,144	70,567	1,795	75,506	1,560	13,827	.....	15,387	1881
4,659	58,019	2,333	65,011	1,133	23,078	947	25,158	1882
23,695	60,671	2,950	87,316	2,276	19,709	347	22,332	1883
5,548	59,791	1,487	66,826	2,493	8,010	.....	10,503	1884
7,088	65,237	2,234	74,559	189	4,229	.....	4,409	1885
3,761	60,613	409	64,783	452	7,906	.....	8,358	1886
4,384	74,387	1,130	79,901	46	8,015	.....	8,061	1887
1,744	69,879	315	71,938	101	15,912	.....	16,013	1888
6,087	70,685	389	77,161	.....	14,465	.....	14,465	1889
2,705	74,960	1,220	78,885	267	14,536	126	14,869	1890
5,416	68,829	168	74,413	408	10,030	193	10,631	1891
1,162	87,279	144	88,585	773	10,101	.....	10,874	1892
7,622	77,591	65	85,278	.....	10,951	.....	10,951	1893
4,776	72,105	498	77,379	234	11,850	.....	12,084	1894
2,676	52,749	90	55,515	120	15,261	.....	15,381	1895
3,590	48,134	131	51,855	24	21,551	.....	21,585	1896
1,687	46,936	461	49,084	1,069	16,227	.....	17,296	1897
30,103	98,478	530	129,111	567	22,476	.....	23,043	1898
1,184	76,917	444	78,545	531	18,228	.....	18,759	1899
4,173	74,257	1,562	79,992	176	24,161	.....	24,337	1900
6,517	77,604	864	84,985	467	28,917	588	29,972	1901
35,140	110,419	3,154	148,743	678	27,206	.....	27,884	1902
110,583	358,529	35,987	505,099	341	41,347	41	41,729	1903
327,698	547,634	24,192	899,524	136	42,062	160	42,352	1904
214,978	436,815	6,118	657,911	94	31,030	135	31,259	1905
207,421	645,259	53,012	905,692	1,174	63,246	95	64,515	1906
253,158	700,946	272,452	1,226,556	582	54,212	83	54,877	(9 mos.) 1907

7-8 EDWARD VII., A. 1908

No. 17.—STATEMENT of the Values of the Principal and Other Articles entered  
1874 to 1907,

FISCAL YEARS.	GREASE— <i>Con.</i>				GUNPOWDER AND EXPLOSIVES.			
	Free. (For dutiable see page 345.)				Dutiable.			
	Great Britain.	United States.	Other Countries.	Totals.	Great Britain.	United States.	Other Countries.	Totals.
	£	£	£	£	£	£	£	£
1874.....	2,876	86,872	87	89,835	47,885	27,045	.....	74,930
1875.....	1,457	96,660	1,089	99,206	33,563	29,585	.....	63,148
1876.....	1,093	66,645	3,958	71,696	17,180	43,420	.....	60,600
1877.....	4,654	144,999	1,327	150,380	35,685	73,390	.....	109,075
1878.....	556	88,344	335	89,275	37,382	90,051	.....	127,433
1879.....	106	58,915	.....	59,021	31,604	92,595	.....	124,199
1880.....	38	92,554	.....	92,592	10,265	78,552	85	88,902
1881.....	430	102,256	118	102,804	25,386	88,229	.....	113,615
1882.....	.....	136,618	68	136,686	34,591	68,267	262	103,030
1883.....	765	218,308	30	219,103	29,776	139,178	432	169,386
1884.....	361	158,360	.....	158,721	34,292	155,329	.....	189,612
1885.....	113	179,663	.....	179,776	52,555	125,448	2,321	180,324
1886.....	.....	145,591	.....	145,591	63,049	76,636	1	139,686
1887.....	12	100,517	529	101,049	50,261	97,005	589	147,855
1888.....	205	117,055	322	117,582	28,228	71,896	34	100,158
1889.....	.....	173,905	.....	173,905	31,241	73,472	9	104,722
1890.....	.....	155,467	.....	155,467	35,296	92,217	95	127,578
1891.....	.....	92,400	.....	92,400	22,003	88,478	34	110,515
1892.....	.....	210,686	2,601	213,287	51,231	84,881	59	136,171
1893.....	822	225,562	2,222	228,606	48,101	94,919	8	143,028
1894.....	8,388	254,180	4,508	267,076	26,004	86,300	477	112,781
1895.....	1,654	280,190	2,974	284,818	26,600	115,061	644	142,305
1896.....	6,865	318,163	1,243	326,271	25,415	110,710	693	136,818
1897.....	2,493	175,641	554	178,688	19,444	111,471	647	131,562
1898.....	1,733	152,055	7,423	161,211	21,977	118,051	1,703	141,731
1899.....	2,899	172,894	5,490	181,283	40,465	170,752	1,751	212,968
1900.....	2,453	269,209	3,333	274,995	48,459	195,361	4,509	248,329
1901.....	6,043	338,949	9,109	354,101	82,169	186,970	9,401	278,540
1902.....	26,626	361,735	13,334	401,695	110,932	279,794	5,149	395,875
1903.....	17,961	498,883	16,671	533,515	161,042	211,992	2,528	375,562
1904.....	13,541	388,170	6,632	408,343	220,032	237,889	1,854	459,775
1905.....	6,892	260,985	12,669	280,546	245,675	218,396	946	465,017
1906.....	7,046	372,782	7,766	387,594	396,813	260,182	2,081	659,076
1907 (9 mos.)....	18,566	431,431	3,538	453,535	347,971	219,772	1,348	569,091

## SESSIONAL PAPER No. 10

for Consumption in Canada (both Dutiable and Free) during each Fiscal Year inclusive, &c.—*Continued.*

GUTTA-PERCHA, INDIA-RUBBER AND MANUFACTURES OF								FISCAL YEARS.
Dutiable.				Free.				
Great Britain.	United States.	Other Countries.	Totals.	Great Britain.	United States.	Other Countries.	Totals.	
£	£	£	£	£	£	£	£	
73,502	120,891	763	195,156	3,213	280,738		283,951	1874
86,138	143,312	2,889	232,339	7,205	269,991		277,196	1875
48,744	151,605	492	200,841	1,884	80,136		82,020	1876
59,993	165,745	1,681	227,329	10	210,559	55	210,624	1877
55,924	188,420	527	244,871	20	187,214		187,234	1878
75,934	158,851	2,326	237,111		133,214		133,214	1879
224,108	224,112	4,660	452,280	8,020	198,252		206,272	1880
199,220	291,994	6,148	497,362	4,434	315,668		320,102	1881
183,948	355,445	16,789	556,182	399	372,141	165,175	537,715	1882
235,384	420,378	19,686	675,448	2,279	334,645	14,134	351,058	1883
240,519	448,719	14,353	703,591	99	405,824		405,923	1884
229,247	519,434	13,275	761,956	348	420,519		420,867	1885
206,928	498,459	18,019	723,406	2,024	493,264	28	495,316	1886
224,102	563,323	20,115	807,540	4,104	447,388	90	451,582	1887
223,942	546,577	22,604	793,123	20,460	626,936	30	647,426	1888
321,129	453,109	26,775	841,013	34,698	728,555	48	763,301	1889
406,679	494,561	23,840	925,080	10,331	575,348	1,668	587,347	1890
401,447	381,297	23,493	806,237	4,779	795,670	614	801,063	1891
283,514	374,691	26,428	684,633	12,746	717,976	2,135	731,957	1892
322,372	349,049	25,269	696,690	2,222	874,747	2,032	879,001	1893
273,506	214,109	31,681	519,296	3,075	974,623	991	978,689	1894
189,732	202,318	18,559	410,609	4,473	744,348	642	749,463	1895
117,737	211,316	21,080	350,133	20,127	1,098,639	2,546	1,121,312	1896
50,274	207,273	20,428	317,975	16,531	1,163,084	2,875	1,182,490	1897
127,034	255,435	20,762	403,231	4,854	1,718,886	8,929	1,732,669	1898
120,681	355,951	15,497	492,129	9,614	1,823,261	18,980	1,850,955	1899
116,840	399,738	19,493	536,071	41,198	2,251,375	21,790	2,314,273	1900
155,445	432,649	21,797	609,891	254	1,969,474	17,185	1,986,913	1901
217,477	521,963	31,986	771,426	5,966	1,628,205	22,104	1,656,275	1902
393,321	571,687	25,054	990,062	7,119	1,816,682	904	1,824,705	1903
361,666	606,756	25,740	994,162	4,496	2,568,939	919	2,514,354	1904
174,281	616,435	26,071	816,787	26,379	2,701,832	332	2,728,543	1905
99,224	640,981	31,690	771,895	1,951	2,772,278	3,750	2,777,979	1906
87,637	476,444	30,370	594,671	3,146	2,429,229	15,637	2,448,012	(9 mos.) 1907

7-8 EDWARD VII., A. 1908

No. 17.—STATEMENT of the Values of the Principal and Other Articles entered  
1874 to 1907,

FISCAL YEARS.	HAIR AND MANUFACTURES OF							
	Dutiable.				Free.			
	Great Britain.	United States.	Other Countries.	Totals.	Great Britain.	United States.	Other Countries.	Totals.
	\$	\$	\$	\$	\$	\$	\$	\$
1874 .....	24,906	34,588	8,948	68,442	14,975	36,895	994	52,864
1875 .....	29,991	15,786	11,436	57,213	24,600	33,736	1,313	59,649
1876 .....	14,540	12,526	5,606	32,672	5,721	26,393	247	32,361
1877 .....	23,728	14,033	4,743	42,474	5,013	21,252	394	26,659
1878 .....	24,178	7,084	7,572	38,834	2,483	22,097	414	24,994
1879 .....	20,725	4,259	7,581	32,556	1,676	21,942	2	23,620
1880 .....	24,070	10,985	3,725	38,780	149	7,792	19	7,951
1881 .....	19,894	20,568	5,901	46,363	1,932	11,952	524	13,508
1882 .....	16,948	27,434	19,981	64,363	2,848	17,474	713	21,035
1883 .....	35,091	32,173	24,012	91,276	4,303	18,306	2 204	24,813
1884 .....	18,922	29,094	11,347	59,363	2,331	23,278	43	25,652
1885 .....	13,653	19,015	11,262	43,330	2,616	31,190	.....	33,806
1886 .....	15,279	22,963	3,762	42,004	2,860	33,739	75	36,674
1887 .....	20,656	24,847	5,475	50,978	2,570	33,051	54	35,675
1888 .....	9,476	23,812	6,383	39,671	1,339	33,726	2,039	37,104
1889 .....	7,802	21,072	2,690	31,564	4,672	27,212	1,057	32,941
1890 .....	8,849	22,323	8,037	39,209	659	32,689	964	34,312
1891 .....	8,065	27,405	3,128	38,598	1,440	24,413	2,106	27,959
1892 .....	10,645	18,062	2,810	31,517	1,096	22,427	588	24,111
1893 .....	10,092	20,874	2,650	33,616	1,981	30,889	392	33,262
1894 .....	13,142	23,205	2,704	39,051	1,450	18,100	286	19,836
1895 .....	18,562	19,063	2,524	40,149	5,338	37,454	1,126	43,918
1896 .....	15,416	14,456	3,085	32,957	754	36,198	8,317	45,269
1897 .....	4,890	11,797	1,895	18,582	6,848	39 634	1,622	48,104
1898 .....	8,473	18,338	2,604	29,415	16,745	26,366	1,294	44,405
1899 .....	8,915	14,393	2,121	25,429	17,990	35,823	1,758	55,571
1900 .....	8,209	15,880	1,613	25,702	18,405	39,415	2,356	60,176
1901 .....	6,324	13,584	1,379	21,287	2,824	28,585	1,998	33,407
1902 .....	8,041	18,580	746	27,367	11,102	38,505	2,082	51,689
1903 .....	7,357	9,001	988	17,346	16,030	41,426	5,753	63,209
1904 .....	10,958	12,405	1,013	24,376	17,516	58,304	4,407	80,227
1905 .....	12,609	14,637	1,721	28,967	25,077	59,976	8,572	93,625
1906 .....	13,680	15,732	2,241	31,653	21,451	76,353	13,801	111,605
1907 (9 mos.) ...	13,672	10,475	2,383	26,530	42,615	58,722	9,880	111,217



## SESSIONAL PAPER No. 10

for Consumption in Canada (both Dutiable and Free) during each Fiscal Year inclusive, &c.—*Continued.*

HATS, CAPS AND BONNETS AND MATERIALS FOR SAME.								FISCAL YEARS.
Dutiable.				Free.				
Great Britain.	United States.	Other Countries.	Totals.	Great Britain.	United States.	Other Countries.	Totals.	
\$	\$	\$	\$	\$	\$	\$	\$	
614,752	320,299	4,296	939,347	27,028	17,638	25	44,691	1874
564,966	428,005	7,503	1,000,474	8,447	19,802	239	28,488	1875
380,061	462,922	1,431	844,414	12,185	9,321	731	22,237	1876
312,513	606,216	3,645	922,374	4,392	6,452	1,079	11,923	1877
372,619	674,942	12,339	1,059,890	11,877	4,411	1,504	17,792	1878
359,322	572,597	10,924	942,843	1,319	12,288	.....	13,707	1879
394,996	564,265	17,187	976,448	10,247	10,552	228	21,027	1880
592,523	584,535	30,907	1,207,965	18,071	12,663	7,320	38,054	1881
691,555	546,967	26,627	1,265,149	19,203	22,464	309	41,976	1882
700,097	644,218	23,848	1,368,163	13,729	22,483	988	37,200	1883
510,029	570,113	17,610	1,097,752	23,880	33,854	2,818	60,552	1884
534,160	524,426	15,144	1,073,730	24,639	20,215	286	45,140	1885
555,147	595,645	13,502	1,164,294	23,496	33,102	.....	56,598	1886
695,935	571,732	23,959	1,291,626	48,019	37,515	1,397	86,931	1887
709,440	557,326	18,580	1,285,346	26,541	48,509	2,290	77,340	1888
701,839	546,218	16,409	1,264,466	24,705	34,796	2,174	61,675	1889
728,043	478,745	23,435	1,230,223	23,287	35,106	2,316	60,709	1890
826,575	439,157	15,185	1,280,917	24,379	52,888	1,123	78,390	1891
831,935	371,948	16,233	1,220,116	25,946	56,191	1,583	83,720	1892
957,767	345,523	17,824	1,321,114	30,806	56,803	6,482	94,091	1893
856,654	331,944	28,090	1,216,688	34,638	63,088	6,945	104,671	1894
839,132	332,266	24,003	1,195,401	30,360	129,691	2,754	162,805	1895
803,279	402,890	34,173	1,240,342	47,922	136,325	7,835	242,082	1896
694,342	479,438	17,624	1,191,404	28,862	98,602	9,966	137,430	1897
730,706	651,281	20,534	1,402,521	58,766	86,741	11,836	157,343	1898
794,338	702,687	17,384	1,514,409	46,271	99,449	20,631	166,351	1899
878,891	736,106	22,425	1,637,422	69,982	108,442	23,241	201,665	1900
893,501	738,708	29,554	1,661,763	63,735	168,803	33,082	265,620	1901
844,290	858,964	27,469	1,730,723	76,865	169,543	49,892	287,300	1902
733,909	1,032,910	38,764	1,805,583	75,601	179,730	52,665	307,996	1903
951,492	1,189,181	42,501	2,183,174	80,201	153,873	69,534	303,608	1904
1,022,502	1,138,694	60,465	2,221,661	84,994	202,827	71,875	359,696	1905
1,078,688	1,102,900	95,844	2,277,432	136,051	190,414	84,890	411,355	1906
1,191,401	860,881	129,870	2,182,152	87,456	156,046	42,167	285,609	(9 mos.) 1907

7-8 EDWARD VII., A. 1908

No. 17.—STATEMENT of the Values of the Principal and Other Articles entered  
1874 to 1907,

FISCAL YEARS.	HAY.				HIDES AND SKINS OTHER THAN FUR.			
	Dutiable.				Free.			
	Great Britain.	United States.	Other Countries.	Totals.	Great Britain.	United States.	Other Countries.	Totals.
	\$	\$	\$	\$	\$	\$	\$	\$
1874 .....		26,393		26,393	64,577	1,358,098	35,650	1,458,225
1875 .....		20,168		20,168	41,642	1,755,907	29,990	1,827,539
1876 .....	1,703	23,697		25,400	62,545	944,507	22,950	1,030,002
1877 .....		15,156		15,156		1,124,984	26,623	1,151,607
1878 .....	5,466	18,080		23,546	135,985	1,051,090	20,225	1,207,300
1879 .....		6,376		6,376	180,636	988,992	33,262	1,202,890
1880 .....	7	9,653		9,660	69,194	1,640,541	51,349	1,761,084
1881 .....		4,289		4,289	68,801	2,077,334	66,518	2,212,653
1882 .....		2,308		2,308	71,305	2,056,102	89,356	2,216,763
1883 .....		15,423		15,423	33,706	1,884,839	67,749	1,986,294
1884 .....		8,001		8,001	37,027	1,326,414	68,407	1,431,848
1885 .....		11,565		11,565	13,343	1,750,677	24,894	1,788,914
1886 .....		6,697		6,697	49,229	1,666,263	35,954	1,751,446
1887 .....		5,936		5,936	155,535	1,777,073	42,845	1,975,453
1888 .....		12,314	48	12,362	41,596	1,574,489	18,998	1,635,083
1889 .....		6,925		6,925	49,156	1,529,930	18,546	1,597,632
1890 .....		28,186		28,186	30,751	1,668,898	12,363	1,712,012
1891 .....		1,959		1,959	68,822	1,878,343	75,645	2,022,810
1892 .....		8,447		8,447	96,756	1,695,523	44,823	1,837,102
1893 .....		14,151		14,151	179,196	1,742,723	123,256	2,045,175
1894 .....		18,404		18,404	65,772	1,692,705	136,755	1,895,232
1895 .....		13,170		13,170	93,250	1,783,757	89,613	1,966,620
1896 .....		28,832		28,832	102,152	1,769,861	92,238	1,964,251
1897 .....		44,868		44,868	148,202	2,134,430	144,398	2,427,030
1898 .....		66,422		66,422	508,805	2,242,987	849,590	3,601,382
1899 .....		57,988		57,988	880,327	1,947,188	1,050,476	3,877,991
1900 .....		88,212		88,212	1,008,698	2,128,488	1,082,213	4,219,399
1901 .....		116,228		116,228	680,730	2,435,411	1,004,302	4,120,443
1902 .....		121,624		121,624	1,122,569	2,174,764	1,788,719	5,086,052
1903 .....		126,646		126,646	1,301,762	2,613,520	1,747,462	5,662,744
1904 .....		155,433	348	155,781	791,538	2,758,823	1,365,861	4,916,222
1905 .....		145,618		145,618	1,462,778	1,914,968	1,862,971	5,240,717
1906 .....		99,215		99,215	2,109,182	1,733,070	2,969,015	6,811,267
1907 (9 mos.)....		111,935		111,935	1,346,032	1,508,359	2,989,129	5,843,511

## SESSIONAL PAPER No. 10

for Consumption in Canada (both Dutiable and Free) during each Fiscal Year inclusive, &c.—*Continued.*

Hops.				HOSIERY..				FISCAL YEARS.
Dutiable.				Dutiable.				
Great Britain.	United States.	Other Countries.	Totals.	Great Britain.	United States.	Other Countries.	Totals.	
\$	\$	\$	\$	\$	\$	\$	\$	
38,587	46,499	36,066	121,152	423,483	26,801	9,249	459,533	1874
19,163	19,549	18,659	57,371	550,533	32,940	5,107	588,580	1875
20,495	3,570	9,126	33,191	420,824	28,773	10,778	460,375	1876
26,295	12,307	5,893	44,495	398,103	45,835	17,961	461,899	1877
13,470	8,931	10,342	32,743	388,196	48,204	25,311	461,711	1878
8,547	2,866	9,525	20,938	375,811	53,752	21,850	451,413	1879
21,406	5,944	2,401	29,751					1880
11,054	9,999	22,265	43,318					1881
18,707	18,758	19,857	57,322					1882
36,165	174,324	50,088	260,577					1883
23,311	77,702	21,704	122,717					1884
19,425	35,605	19,287	74,317					1885
14,893	23,559	9,029	47,481					1886
84,546	86,917	41,624	213,087					1887
38,057	234	30,118	105,409					1888
39,261	104,636	62,179	205,479					1889
34,915	105,295	58,465	198,675					1890
46,771	146,868	43,900	237,539					1891
29,068	142,316	37,421	208,808					1892
30,673	94,530	38,171	163,374					1893
28,790	93,640	13,097	135,527	Not separately stated subsequent to 1879.				1894
23,859	71,758	43,269	138,886					1895
14,412	38,062	26,093	78,567					1896
13,871	46,222	23,931	84,024					1897
25,657	46,136	28,185	99,978					1898
21,843	101,133	11,280	134,256					1899
17,702	113,924	12,019	143,645					1900
19,403	110,440	16,327	146,170					1901
22,783	91,261	17,141	131,185					1902
21,172	93,716	47,506	162,394					1903
35,501	152,415	28,400	216,316					1904
42,490	143,007	30,558	216,055					1905
45,754	102,125	47,563	195,442					1906
40,361	94,703	25,081	160,145					(9 mos.) 1907

No. 17.—STATEMENT of the Values of the Principal and Other Articles entered  
1874 to 1907,

FISCAL YEARS.	INL.							
	Dutiable.				Free.			
	Great Britain.	United States.	Other Countries.	Totals.	Great Britain.	United States.	Other Countries.	Totals.
	£	£	£	£	£	£	£	£
1874.....	10,440	3,414	63	13,917				
1875.....	11,960	4,433	36	16,429				
1876.....	12,690	2,840	272	15,802				
1877.....	13,755	5,252	413	19,420	5,066	17,749		22,815
1878.....	13,612	6,770	132	20,514	1,969	16,978	1,572	20,519
1879.....	14,583	8,465	179	23,227	1,151	17,311		18,462
1880.....	18,698	22,763	198	41,659				
1881.....	25,066	31,154	1,081	57,301				
1882.....	17,497	41,767	1,057	60,321				
1883.....	29,736	49,282	2,566	72,584				
1884.....	18,883	51,210	2,235	72,328				
1885.....	19,611	56,910	2,253	78,774				
1886.....	19,806	55,026	3,276	78,108				
1887.....	19,943	49,083	2,441	71,467				
1888.....	21,096	56,613	3,212	81,821				
1889.....	19,894	56,540	4,903	81,337				
1890.....	14,510	56,539	4,491	75,540				
1891.....	16,846	60,622	3,908	81,376				
1892.....	17,305	63,965	4,030	85,300				
1893.....	18,589	63,383	5,094	87,066				
1894.....	14,722	57,137	4,130	75,989				
1895.....	21,488	54,535	3,220	79,243				
1896.....	19,641	55,881	3,629	79,151				
1897.....	18,727	63,259	3,538	85,524				
1898.....	12,923	72,822	3,115	88,860				
1899.....	21,265	79,769	3,489	104,523				
1900.....	19,195	87,862	2,096	109,153				
1901.....	21,660	106,517	4,552	132,729				
1902.....	22,239	118,625	4,334	145,198				
1903.....	23,147	121,181	4,688	149,316				
1904.....	23,764	128,200	4,060	156,024				
1905.....	26,792	126,985	4,947	158,724				
1906.....	24,881	124,642	5,970	155,496				
1907 (9 mos.)...	20,203	99,778	3,712	123,693				

## SESSIONAL PAPER No. 10

for Consumption in Canada (both Dutiable and Free) during each Fiscal Year inclusive, &c.—*Continued.*

JEWELLERY.				JUNK, OLD AND OAKUM.				FISCAL YEARS.
Dutiable.				Free.				
Great Britain.	United States.	Other Countries.	Totals.	Great Britain.	United States.	Other Countries.	Totals.	
\$	\$	\$	\$	\$	\$	\$	\$	
416,691	320,541	214,839	952,071	98,741	32,271	4,818	135,830	.....1874
373,238	267,897	206,320	847,455	99,627	45,005	3,411	148,043	.....1875
145,460	154,043	79,436	378,939	61,514	20,625	16,708	98,847	.....1876
150,320	129,183	14,635	294,138	82,613	23,781	1,912	108,306	.....1877
122,683	134,040	8,424	265,147	64,460	23,100	3,583	91,143	.....1878
144,591	110,722	14,126	269,439	26,438	27,902	4,354	58,694	.....1879
94,448	110,046	7,169	211,663	38,990	19,873	1,793	60,656	.....1880
183,096	164,154	9,763	357,013	72,167	16,872	3,909	92,948	.....1881
294,258	265,071	16,446	575,775	62,196	20,326	990	83,512	.....1882
296,025	344,094	22,084	662,203	43,106	21,814	4,617	69,537	.....1883
229,494	309,629	15,488	554,611	45,174	24,499	2,977	72,650	.....1884
188,676	279,583	13,949	482,208	35,694	25,727	1,808	63,229	.....1885
139,954	313,843	12,394	466,191	35,230	18,221	3,869	57,320	.....1886
168,603	368,394	14,247	551,244	30,270	17,398	2,714	50,382	.....1887
124,440	339,739	20,932	485,111	42,798	13,548	1,465	57,811	.....1888
123,201	334,364	19,522	477,087	43,408	15,313	1,995	60,716	.....1889
109,645	518,365	15,627	444,137	52,011	16,472	1,666	70,149	.....1890
68,418	272,942	9,774	351,134	47,915	17,665	2,510	68,096	.....1891
46,473	227,330	14,781	288,584	28,835	19,322	2,020	50,177	.....1892
46,709	184,575	20,253	251,537	32,985	12,758	2,400	48,143	.....1893
32,550	178,667	28,730	239,947	27,159	11,376	1,249	39,784	.....1894
44,806	200,989	30,964	276,759	27,221	11,065	2,233	40,519	.....1895
38,628	231,265	25,248	295,141	19,475	12,580	1,061	33,116	.....189
35,661	228,450	27,735	291,846	14,203	14,149	1,918	30,270	.....1897
34,477	279,314	27,658	341,449	23,799	21,432	1,822	47,053	.....1898
39,338	393,427	38,756	471,521	20,364	16,951	1,273	38,588	.....1899
47,699	461,249	66,837	578,785	32,670	21,372	990	55,032	.....1900
67,814	422,146	50,260	540,220	20,621	29,629	2,524	52,774	.....1901
69,026	518,794	59,380	647,200	26,573	31,629	2,162	60,364	.....1902
74,568	596,969	73,241	744,778	31,960	32,252	1,337	65,599	.....1903
87,965	688,665	92,608	869,238	26,260	24,818	824	51,902	.....1904
82,607	645,792	99,014	827,413	28,598	19,999	1,802	50,399	.....1905
92,704	693,555	102,620	888,879	28,486	21,481	845	50,812	.....1906
115,707	699,818	109,828	925,353	17,007	19,428	4,549	40,984	...(9 mos.) 1907



7-8 EDWARD VII., A. 1908

No. 17.—STATEMENT of the Values of the Principal and Other Articles entered  
1874 to 1907,

FISCAL YEARS.	LEATHER AND MANUFACTURES OF.							
	Dutiable.				Free.			
	Great Britain.	United States.	Other Countries.	Totals.	Great Britain.	United States.	Other Countries.	Totals.
	\$	\$	\$	\$	\$	\$	\$	\$
1874.....	730,367	484,395	372,437	1,587,199				
1875.....	656,261	579,449	373,252	1,608,962				
1876.....	349,293	585,421	217,560	1,152,274				
1877.....	399,170	683,813	257,473	1,340,456				
1878.....	372,909	626,004	218,299	1,217,212				
1879.....	198,246	626,744	172,463	997,453				
1880.....	231,458	470,324	169,607	871,389				
1881.....	282,862	610,089	215,275	1,108,226				
1882.....	396,228	781,164	279,116	1,456,508				
1883.....	420,368	791,708	318,487	1,530,563				
1884.....	304,332	586,605	214,615	1,105,552				
1885.....	297,497	581,266	306,429	1,185,192				
1886.....	273,159	810,895	295,990	1,380,044				
1887.....	260,944	856,992	248,085	1,366,021				
1888.....	242,274	794,803	211,172	1,248,249				
1889.....	221,379	829,242	180,562	1,231,183	24			24
1890.....	174,754	791,451	207,572	1,173,777	689	656		1,345
1891.....	165,103	666,008	113,720	944,831	577	990		1,567
1892.....	158,388	807,513	125,312	1,091,213				
1893.....	157,351	937,525	138,128	1,233,004				
1894.....	137,443	719,605	113,529	970,577				
1895.....	109,166	998,260	108,200	1,215,626				
1896.....	113,567	1,037,431	101,146	1,252,144				
1897.....	101,246	1,193,730	82,569	1,377,545				
1898.....	146,494	1,447,396	64,387	1,658,277				
1899.....	200,794	1,431,149	63,168	1,695,111				
1900.....	222,564	1,610,090	46,679	1,879,333				
1901.....	207,788	1,450,889	69,372	1,728,049				
1902.....	261,231	1,468,882	80,148	1,810,261				
1903.....	319,702	1,529,043	64,057	1,912,802				
1904.....	368,717	1,742,156	93,127	2,204,000				
1905.....	497,717	2,145,261	89,459	2,612,437				
1906.....	498,869	2,422,727	81,833	3,003,429				
1907 (9 mos.)..	719,221	2,099,045	41,129	2,859,395				

## SESSIONAL PAPER No. 10

for Consumption in Canada (both Dutiable and Free) during each Fiscal Year inclusive, &c.—*Continued.*

METALS—BRASS AND MANUFACTURES OF.								
Dutiable.				Free.				FISCAL YEARS.
Great Britain.	United States.	Other Countries.	Totals.	Great Britain.	United States.	Other Countries.	Totals.	
\$	\$	\$	\$	\$	\$	\$	\$	
18,814	34,499	1,570	54,883	10,846	14,901	2,223	27,970	.....1874
17,692	37,212	1,065	55,969	4,723	22,696	.....	27,419	.....1875
24,098	39,149	471	63,718	4,455	14,835	2,168	21,458	.....1876
27,595	59,056	4,463	91,114	4,453	19,307	371	24,131	.....1877
26,342	78,349	3,375	108,066	7,971	8,491	791	17,253	.....1878
34,728	81,048	3,076	118,852	3,280	5,880	56	9,216	.....1879
74,164	141,346	9,195	224,705	.....	.....	.....	.....	.....1880
97,998	169,820	9,140	276,958	.....	.....	.....	.....	.....1881
98,941	232,300	16,111	347,352	6,780	8,449	.....	15,229	.....1882
97,533	270,938	14,635	383,106	14,121	30,705	551	45,377	.....1883
79,399	231,104	20,775	331,278	18,199	41,082	2,985	62,266	.....1884
64,862	215,987	22,592	303,441	20,383	52,797	770	73,950	.....1885
70,863	240,122	25,919	336,904	17,837	57,514	407	75,758	.....1886
82,827	301,488	19,846	404,161	21,620	53,911	939	76,470	.....1887
90,867	319,192	24,516	434,575	23,646	85,275	4,514	113,435	.....1888
87,936	311,539	35,695	435,170	18,827	81,760	893	101,480	.....1889
86,887	340,529	33,276	460,692	12,045	79,624	2,184	93,853	.....1890
110,272	360,232	45,785	516,289	4,236	79,324	3,229	86,789	.....1891
81,792	348,440	32,950	463,182	4,288	67,740	2,561	74,589	.....1892
79,239	330,844	35,092	445,175	7,406	60,087	1,503	68,996	.....1893
53,855	282,383	33,119	369,357	14,832	72,550	1,174	88,556	.....1894
38,961	244,000	22,955	305,916	19,285	133,896	4,243	157,424	.....1895
41,388	264,147	28,393	333,928	40,910	160,108	8,055	209,073	.....1896
35,125	267,492	23,175	325,792	21,030	173,337	5,827	199,694	.....1897
35,550	291,184	19,953	346,687	27,005	240,177	8,790	275,972	.....1898
44,122	364,815	18,319	427,256	57,016	331,672	10,242	398,930	.....1899
47,099	401,353	19,430	470,882	72,845	378,703	13,465	465,013	.....1900
47,231	389,215	27,234	463,680	69,801	381,378	5,401	456,580	.....1901
54,264	428,876	24,385	507,525	69,006	511,846	23,363	604,215	.....1902
85,591	542,968	36,344	664,903	79,135	562,214	14,042	655,391	.....1903
80,396	596,305	30,781	707,482	87,525	581,308	9,372	678,205	.....1904
93,132	590,394	39,033	722,559	102,471	636,551	11,285	750,307	.....1905
109,375	731,854	43,497	884,726	128,779	901,202	21,871	1,051,852	.....1906
105,769	805,445	31,577	942,791	162,006	840,449	24,260	1,026,715	....(9 mos.) 1907

7-8 EDWARD VII., A. 1908

No. 17.—STATEMENT of the Values of the Principal and Other Articles entered  
1874 to 1907,

FISCAL YEARS.	METALS—COPPER AND MANUFACTURES OF.							
	Dutiable.				Free.			
	Great Britain.	United States.	Other Countries.	Totals.	Great Britain.	United States.	Other Countries.	Totals.
	£	£	£	£	£	£	£	£
1874 .....					141,734	15,667	1,803	159,204
1875 .....					77,974	24,405	561	102,940
1876 .....					75,939	36,955	3,337	116,231
1877 .....	8,177	14,633		22,810	82,526	22,605	409	105,540
1878 .....	10,228	21,612	357	32,197	78,338	24,195	1,609	102,142
1879 .....	25,551	39,890	244	65,685	55,240	35,977	594	91,811
1880 .....	84,092	40,328	771	125,191				
1881 .....	101,470	57,697	1,162	160,329				
1882 .....	143,433	76,297	2,489	222,219				
1883 .....	120,949	118,494	3,779	243,222	15,821	8,371		24,192
1884 .....	59,833	59,373	5,968	125,174	63,295	47,041		110,336
1885 .....	39,525	45,635	3,510	88,670	37,193	57,622		94,815
1886 .....	40,215	66,069	2,462	108,746	51,101	66,542		117,643
1887 .....	71,993	61,657	2,768	136,418	68,594	122,860		191,454
1888 .....	37,746	76,963	26,056	140,765	63,024	100,894	1,098	165,016
1889 .....	49,383	106,685	1,969	158,037	74,610	170,943	1,914	247,467
1890 .....	69,947	144,528	2,629	217,104	168,072	159,006	7	267,085
1891 .....	111,247	295,908	5,229	412,384	119,144	30,549	1,445	151,138
1892 .....	36,401	227,717	5,594	269,712	118,252	49,631	299	168,182
1893 .....	55,083	291,296	6,027	352,406	91,252	32,835		124,087
1894 .....	20,259	133,856	3,424	157,539	68,599	54,902	761	124,262
1895 .....	4,610	77,839	1,656	84,105	59,322	113,235	1,963	174,520
1896 .....	8,238	69,227	1,104	78,569	71,244	143,995	1,009	216,248
1897 .....	5,473	53,426	1,308	60,207	60,313	149,480	262	210,055
1898 .....	5,518	83,131	641	89,290	45,267	733,552	251	779,070
1899 .....	4,017	78,336	1,484	83,837	67,210	644,210	3,129	714,549
1900 .....	5,482	221,513	2,566	229,561	74,891	959,241	7,966	1,042,098
1901 .....	4,590	148,914	3,861	157,365	35,548	909,985	509	946,042
1902 .....	4,056	139,411	6,819	150,286	98,084	1,255,224	3,770	1,357,078
1903 .....	9,723	133,614	1,434	144,771	36,056	1,362,878	559	1,399,493
1904 .....	2,920	92,429	2,078	97,427	55,001	1,309,420	466	1,364,893
1905 .....	12,302	94,803	1,821	108,926	41,878	1,890,977	648	1,933,503
1906 .....	12,096	127,439	2,873	142,408	29,879	2,926,716	3,154	2,959,749
1907 (9 mos.) .....	7,296	110,603	3,500	121,399	97,384	2,836,106	11,682	2,945,172

## SESSIONAL PAPER No. 10

for Consumption in Canada (both Dutiable and Free) during each Fiscal Year inclusive, &c.—*Continued.*

METALS—GOLD AND SILVER AND MFRS. OF.								FISCAL YEARS.
Dutiable.				Free.				
Great Britain.	United States.	Other Countries.	Totals.	Great Britain.	United States.	Other Countries.	Totals.	
\$	\$	\$	\$	\$	\$	\$	\$	
111,644	113,620	1,108	226,372					1874
100,508	137,190	2,896	240,594					1875
71,832	123,858	1,375	197,065					1876
57,984	164,327	3,586	225,897					1877
52,827	182,452	3,505	238,784					1878
55,104	170,764	4,052	229,920					1879
51,589	131,872	21,533	204,994					1880
59,151	155,811	18,844	233,806					1881
76,383	224,282	33,155	333,820					1882
75,290	227,965	42,260	345,515					1883
60,317	139,110	31,187	230,614					1884
67,024	143,620	28,640	239,284					1885
68,147	154,778	34,875	257,800					1886
70,395	160,274	49,170	279,839					1887
67,421	122,120	30,814	220,355					1888
79,992	118,792	32,501	231,285					1889
68,913	131,295	55,956	256,164					1890
71,709	126,014	46,319	244,042					1891
69,226	136,217	56,028	261,471					1892
71,040	164,458	62,941	298,439					1893
62,800	171,642	49,203	283,645					1894
55,048	233,155	53,273	341,476					1895
67,892	222,042	50,307	340,241					1896
50,365	202,558	43,220	296,143					1897
44,517	206,194	46,531	297,242					1898
51,623	233,026	57,671	342,320					1899
54,854	234,661	49,630	339,145					1900
63,012	236,350	60,284	359,646					1901
57,685	241,947	51,714	351,346		372		372	1902
75,617	295,461	63,195	434,273		560		560	1903
97,315	280,588	66,251	444,154		158		158	1904
115,759	318,833	67,713	502,305		112		112	1905
190,110	299,692	64,925	554,727		722		722	1906
159,166	224,102	47,834	431,102		131		131	(9 mos.) 1907

7-8 EDWARD VII., A. 1908

No. 17.—STATEMENT of the Values of the Principal and Other Articles entered  
1874 to 1907,

FISCAL YEARS.	METALS—IRON AND STEEL AND MFRS. OF.							
	Dutiable.				Free.			
	Great Britain.	United States.	Other Countries.	Totals.	Great Britain.	United States.	Other Countries.	Totals.
	\$	\$	\$	\$	\$	\$	\$	\$
1874 .....	5,667,052	6,170,681	66,133	11,903,866	6,162,057	2,837,431	11,757	9,011,245
1875 .....	5,805,232	4,923,852	80,311	10,809,395	6,264,938	2,067,056	14,274	8,346,268
1876 .....	3,687,107	3,698,683	53,920	7,439,710	3,997,248	1,624,451	10,141	5,631,840
1877 .....	3,111,017	3,728,075	29,300	6,868,392	2,981,109	690,890	3,521	3,675,520
1878 .....	2,632,962	3,698,835	35,456	6,367,253	2,248,704	431,407	2,298	2,682,409
1879 .....	2,361,439	3,348,236	39,445	5,749,120	1,528,640	342,524	1,564	1,872,728
1880 .....	3,669,629	2,688,139	94,885	6,452,653	2,921,910	275,161	5,596	3,202,667
1881 .....	4,041,697	3,667,876	190,941	7,900,514	4,055,953	280,334	21,318	4,357,605
1882 .....	6,075,526	5,660,217	294,862	12,030,605	3,865,460	855,653	27,700	4,748,813
1883 .....	6,723,258	6,897,492	258,473	13,879,223	3,947,819	1,582,601	26,915	5,557,335
1884 .....	5,178,715	4,976,794	308,718	10,464,227	2,983,024	827,222	12,114	3,822,360
1885 .....	3,985,065	3,553,246	284,759	7,823,070	2,352,542	584,290	9,405	2,946,237
1886 .....	4,022,261	3,768,229	338,337	8,128,827	2,004,707	262,313	25,242	2,292,262
1887 .....	5,342,281	4,092,797	444,442	9,879,520	2,385,960	247,614	93,091	2,726,665
1888 .....	4,357,504	4,252,777	348,492	8,958,773	1,748,755	200,544	68,666	2,017,965
1889 .....	4,858,789	4,569,831	402,938	9,831,558	2,198,186	274,418	92,391	2,564,995
1890 .....	5,175,144	5,011,328	528,709	10,715,181	2,230,202	336,922	76,356	2,643,480
1891 .....	4,702,200	4,934,969	520,121	10,157,290	2,982,897	592,573	62,812	3,638,282
1892 .....	4,296,756	5,383,681	458,601	10,139,038	1,771,553	367,081	76,177	2,214,811
1893 .....	4,287,760	5,460,462	517,767	10,265,989	2,067,647	360,660	62,854	2,491,161
1894 .....	3,518,199	4,780,609	543,433	8,842,241	1,746,021	313,156	71,023	2,130,200
1895 .....	2,135,159	5,067,180	367,436	7,569,775	953,729	325,063	28,344	1,307,136
1896 .....	2,354,987	5,770,420	482,352	8,607,759	749,429	650,839	107,056	1,507,324
1897 .....	1,848,937	6,580,029	352,497	8,781,463	827,960	1,106,517	32,943	1,967,420
1898 .....	1,924,763	10,653,373	323,338	12,901,474	328,652	3,542,245	43,484	3,914,381
1899 .....	2,335,821	13,173,175	369,708	15,878,704	385,593	3,835,294	59,389	4,280,276
1900 .....	4,304,869	17,663,325	506,575	22,474,769	1,426,642	5,540,607	116,398	7,083,647
1901 .....	2,617,124	16,054,867	421,101	19,093,092	786,123	7,056,379	244,771	8,087,273
1902 .....	4,754,860	18,066,592	1,512,840	24,334,292	1,641,112	6,527,894	773,804	8,942,810
1903 .....	7,348,621	21,375,077	2,403,940	31,127,638	2,803,168	7,073,983	1,286,180	11,163,331
1904 .....	6,227,975	24,252,940	1,913,153	32,394,068	2,894,014	5,551,883	1,508,504	9,954,401
1905 .....	5,437,435	24,849,709	1,177,100	31,464,244	1,172,944	9,413,261	314,227	10,900,432
1906 .....	7,591,660	29,370,921	1,348,620	38,311,201	767,152	5,638,678	255,237	6,661,067
1907 (9 mos.)....	7,873,672	29,231,419	1,143,672	38,248,763	1,171,755	4,634,285	281,337	6,087,377



## SESSIONAL PAPER No. 10

for Consumption in Canada (both Dutiable and Free) during each Fiscal Year inclusive, &c.—*Continued.*

## METALS—LEAD AND MFRS. OF.

Dutiable.				Free.				FISCAL YEARS.
Great Britain.	United States.	Other Countries	Totals.	Great Britain.	United States.	Other Countries.	Totals.	
£	£	£	£	£	£	£	£	
				144,293	3,543	406	148,242	1874
				187,035	15,458	1,025	203,518	1875
				182,450	4,456	383	187,289	1876
26,491	6,231		32,722	184,653	15,016	506	200,175	1877
26,566	6,447	35	33,048	107,197	25,035	25	132,257	1878
24,407	9,422	72	33,901	63,583	28,579	17	92,179	1879
128,323	10,791	403	139,517					1880
122,129	24,175	3,988	150,292					1881
157,914	20,284	3,156	181,354					1882
171,104	31,104	892	203,100					1883
154,468	11,474	862	166,804					1884
138,205	12,563	1,574	152,342					1885
160,272	14,800	499	175,571					1886
216,506	22,836	6,569	245,911					1887
244,215	17,185	11,035	272,435					1888
264,181	15,830	5,560	285,571					1889
345,781	21,505	12,956	380,242					1890
283,427	30,109	11,919	325,455					1891
200,480	104,212	12,450	317,142					1892
123,813	152,458	12,365	288,636					1893
67,533	126,595	9,516	203,644	670	212	1,478	2,360	1894
102,461	81,693	7,892	192,046	2,470	135	7,541	10,146	1895
125,669	105,404	8,036	239,109	11,583	114	3,554	15,251	1896
76,584	142,839	13,702	233,125	19,635	217	2,375	22,227	1897
134,964	184,826	15,488	335,278	33,379	704	2,638	36,721	1898
217,848	126,299	14,303	368,450	54,599	321	4,354	59,274	1899
184,708	115,237	22,501	322,446	54,578	574	3,908	59,060	1900
110,815	113,013	16,983	240,811	49,836	1,124	1,889	52,849	1901
122,908	69,927	21,171	214,006	62,462	9,021	2,220	73,712	1902
76,376	63,870	24,146	164,392	47,304	36,918	4,554	88,776	1903
147,726	60,005	25,448	233,179	38,238	39,443	3,887	81,568	1904
185,293	46,296	29,966	261,555	46,589	38,993	6,346	91,928	1905
336,316	44,196	31,685	412,197	61,072	39,712	3,475	104,259	1906
349,872	37,694	29,227	416,793	78,314	25,196	1,853	105,363	(9 mos) 1907

7-8 EDWARD VII., A. 1908

No. 17.—STATEMENT of the Values of the Principal and Other Articles entered  
1874 to 1907,

FISCAL YEARS.	METALS—TIN AND MFRS. OF—							
	Dutiable.				Free.			
	Great Britain.	United States.	Other Countries.	Totals.	Great Britain.	United States.	Other Countries.	Totals.
	\$	\$	\$	\$	\$	\$	\$	\$
1874 .....					83,227	29,560	2,700	115,487
1875 .....					55,139	25,026		80,165
1876 .....					60,143	28,367		88,510
1877 .....	477,747	48,106		525,853	54,891	21,425		76,316
1878 .....	355,293	63,676		418,969	57,676	25,688	1,792	85,156
1879 .....	387,996	86,143	829	474,968	28,893	21,558	367	50,818
1880 .....	611,889	193,335	5,747	810,971				
1881 .....	893,632	285,141	6,857	1,185,630				
1882 .....	480,893	272,502	19,469	772,864	419,789	155,907	69	575,765
1883 .....	38,383	173,190	19,247	230,820	839,364	200,479	3,487	1,043,330
1884 .....	32,593	132,874	12,773	178,240	720,766	118,430	1,057	840,253
1885 .....	17,766	113,362	9,496	140,624	830,300	85,915	4,043	920,258
1886 .....	21,169	109,585	8,555	139,309	755,323	217,677	5,059	978,059
1887 .....	17,468	120,544	8,328	146,340	884,271	151,141	5,530	1,040,942
1888 .....	8,144	83,597	2,862	94,603	870,074	185,003	14,593	1,069,670
1889 .....	6,251	85,644	1,514	93,409	955,176	189,523	5,686	1,150,385
1890 .....	6,177	75,072	1,796	83,045	1,034,229	158,841	13,641	1,206,711
1891 .....	4,319	40,572	1,532	46,423	945,234	211,535	3,726	1,160,495
1892 .....	4,645	31,475	1,618	37,738	1,372,962	180,322	3,183	1,556,467
1893 .....	4,885	26,125	1,807	32,817	985,921	236,311	19,817	1,242,049
1894 .....	3,952	29,833	2,092	35,877	1,161,413	91,013	22,086	1,274,512
1895 .....	5,839	35,644	2,887	44,370	839,279	70,967	18,782	929,028
1896 .....	4,316	58,682	2,612	65,610	928,749	200,173	43,152	1,172,074
1897 .....	6,193	66,951	4,042	77,186	831,438	256,358	59,126	1,196,922
1898 .....	8,585	69,139	3,214	80,938	1,237,349	191,630	40,934	1,469,913
1899 .....	10,490	79,981	5,120	95,591	994,197	247,711	35,404	1,277,312
1900 .....	8,750	88,775	4,217	101,742	1,804,208	387,424	125,081	2,316,713
1901 .....	9,190	108,607	4,405	122,202	1,533,920	493,388	184,599	2,216,907
1902 .....	10,572	98,214	6,910	115,696	1,593,470	494,742	90,050	2,178,262
1903 .....	14,515	103,575	5,787	123,877	1,929,363	578,217	80,729	2,588,309
1904 .....	18,607	123,808	8,563	150,978	1,446,457	749,959	42,163	2,238,579
1905 .....	26,318	121,750	8,267	156,335	1,490,502	1,004,328	140,592	2,635,422
1906 .....	29,427	187,479	11,532	228,438	1,508,916	1,390,368	209,226	3,108,510
1907 (9 mos) ..	29,998	206,132	7,448	243,578	1,535,912	838,833	101,490	2,476,235

## SESSIONAL PAPER No. 10

for Consumption in Canada (both Dutiable and Free) during each Fiscal Year inclusive, &c.—*Continued.*

## METALS—ZINC AND MFRS. OF.

Dutiable.				Free.				FISCAL YEARS.
Great Britain.	United States.	Other Countries	Totals.	Great Britain.	United States.	Other Countries.	Totals.	
\$	\$	\$	\$	\$	\$	\$	\$	
				34,161	4,532	42,436	81,129	1874
				57,615	4,697	44,606	106,918	1875
				54,937	7,294	36,231	98,462	1876
				105,589	4,051	20,581	130,221	1877
				51,387	3,875	22,844	78,106	1878
				26,136	2,075	25,055	53,266	1879
15,641	1,111	12,654	29,406					1880
64,601	9,479	7,438	81,518					1881
58,201	23,018	45,250	126,469					1882
21,150	14,498	29,555	65,203	5,486	1,331	27,916	34,733	1883
1,266	19,868	1,465	22,599	32,038	41,036	26,921	99,995	1884
476	11,009	467	11,952	21,669	5,023	61,098	87,790	1885
684	8,543	232	9,459	36,362	11,539	33,572	81,473	1886
316	6,229	800	7,345	52,821	10,446	40,570	103,837	1887
859	5,496	206	6,561	51,596	5,805	66,163	123,564	1888
698	5,897	807	7,402	49,596	5,763	40,230	95,589	1889
861	6,244	78	7,233	44,638	15,161	61,539	121,338	1890
231	5,981	260	6,472	57,415	25,779	80,458	163,652	1891
476	6,480	222	7,178	65,574	16,526	54,382	136,482	1892
1,039	5,761	763	7,563	77,759	53,617	58,476	189,852	1893
901	5,301	1,262	7,464	64,394	38,740	71,048	174,182	1894
1,346	4,671	176	6,193	52,891	32,179	41,234	126,304	1895
480	4,245	856	5,581	37,712	23,168	32,738	93,618	1896
876	4,640	774	6,290	48,240	9,649	63,443	121,332	1897
887	4,071	187	5,145	31,592	26,729	33,256	91,577	1898
147	5,845	971	6,963	48,900	26,891	54,095	129,886	1899
896	8,101	627	9,624	47,931	33,424	60,846	142,201	1900
800	8,032	773	9,605	45,744	57,189	84,529	187,453	1901
133	5,904	845	6,882	32,391	69,684	59,665	161,740	1902
757	5,327	552	6,636	56,992	51,407	113,965	222,364	1903
297	9,042	327	9,666	95,798	34,984	122,950	253,732	1904
1,249	12,193	650	14,092	67,755	46,314	188,739	302,808	1905
1,004	10,028	880	11,912	96,117	121,671	129,970	347,758	1906
962	11,061	894	12,917	121,553	219,257	108,326	449,136	1907
414	11,740	402	12,556	118,098	163,794	113,373	395,265	(9 mos) 1907

7-8 EDWARD VII., A. 1908

No. 17.—STATEMENT of the Values of the Principal and Other Articles entered  
1874 to 1907,

FISCAL YEARS.	METALS—MISCELLANEOUS METALS, N. E. S.							
	Dutiable.				Free.			
	Great Britain.	United States.	Other Countries.	Totals.	Great Britain.	United States.	Other Countries.	Totals.
	\$	\$	\$	\$	\$	\$	\$	\$
1874.....	39,082	63,747	1,285	104,114	378,638	32,487	2,473	413,598
1875.....	52,561	75,049	2,772	130,382	294,025	25,610	555	320,190
1876.....	27,160	71,137	285	98,582	220,889	37,438	.....	258,327
1877.....	69,712	164,075	1,301	235,088	202,600	37,875	896	241,371
1878.....	57,680	153,664	5,449	216,793	165,164	46,670	17	211,851
1879.....	48,629	109,376	9,545	167,550	103,099	46,703	25	149,827
1880.....	72,720	111,816	9,240	193,776	120,346	23,143	.....	143,489
1881.....	102,200	184,538	16,759	303,497	123,698	33,921	1,020	158,639
1882.....	103,726	293,284	9,442	406,452	107,298	41,922	137	149,357
1883.....	131,668	348,731	11,357	491,756	153,979	24,584	251	178,814
1884.....	117,110	329,684	14,751	461,545	138,721	35,181	1,388	175,290
1885.....	105,939	278,561	12,681	397,181	101,434	39,282	300	141,016
1886.....	105,540	260,591	14,685	380,816	57,550	30,007	612	88,169
1887.....	115,891	276,718	26,290	418,899	51,698	39,068	456	91,222
1888.....	141,332	282,081	30,156	453,569	45,068	33,020	14,153	92,241
1889.....	116,899	298,199	31,966	447,064	88,002	38,534	3,063	129,599
1890.....	113,221	301,554	27,565	442,340	236,832	141,391	88,880	467,103
1891.....	118,370	331,460	22,828	472,658	189,897	95,148	91,100	376,145
1892.....	135,306	322,637	29,924	487,867	396,376	150,480	51,388	598,244
1893.....	142,684	370,797	29,090	542,571	365,717	341,029	53,418	760,164
1894.....	122,910	285,560	31,736	440,206	321,429	277,002	26,164	624,595
1895.....	78,764	296,667	26,989	402,420	303,419	365,650	36,800	705,869
1896.....	73,557	295,985	24,492	394,034	432,244	633,789	86,184	1,152,217
1897.....	78,966	270,730	24,187	373,883	106,968	754,873	71,684	933,525
1898.....	76,523	512,829	36,200	625,552	87,892	269,654	29,751	387,297
1899.....	83,460	632,581	47,192	763,233	78,847	223,838	48,276	350,961
1900.....	98,908	707,527	57,175	863,610	91,460	440,707	58,121	590,288
1901.....	113,058	711,632	63,658	888,348	72,851	476,229	298,556	847,636
1902.....	118,909	863,516	80,365	1,062,790	119,638	443,973	514,551	1,078,162
1903.....	128,633	1,058,921	72,488	1,260,042	96,702	875,986	508,660	1,481,348
1904.....	174,315	1,158,006	81,195	1,413,516	143,572	994,070	508,384	1,646,026
1905.....	174,103	1,241,358	90,281	1,505,742	105,492	2,022,458	340,685	2,468,635
1906.....	229,522	1,434,621	93,618	1,757,761	156,425	2,413,780	601,250	3,171,455
1907 (9 mos)....	182,460	1,358,279	109,026	1,649,765	157,375	1,986,367	644,045	2,787,787

## SESSIONAL PAPER No. 10

for Consumption in Canada (both Dutiable and Free) during each Fiscal Year inclusive, &c.—*Continued.*

RECAPITULATION—METALS.								FISCAL YEARS.
Dutiable.				Free.				
Great Britain.	United States.	Other Countries.	Totals.	Great Britain.	United States.	Other Countries.	Totals.	
£	£	£	£	£	£	£	£	
5,836,592	6,382,547	70,096	12,289,235	6,954,956	2,938,121	63,798	9,956,875	1874
5,975,993	5,173,303	87,044	11,236,340	6,941,449	2,184,948	61,021	9,187,418	1875
3,810,197	3,932,827	56,051	7,799,075	4,596,061	1,753,796	52,260	6,402,117	1876
3,778,723	4,184,503	38,650	8,001,876	3,615,821	811,169	26,284	4,453,274	1877
3,161,898	4,205,035	48,177	7,415,110	2,714,437	565,361	29,376	3,309,174	1878
2,953,495	3,845,990	69,917	6,869,402	1,808,871	483,296	27,678	2,319,845	1879
4,757,007	3,327,106	149,212	8,233,325	3,042,256	298,304	5,596	3,346,156	1880
5,476,478	4,568,076	292,941	10,337,495	4,179,651	314,255	22,338	4,516,244	1881
7,157,966	6,793,664	408,239	14,359,869	4,404,813	1,063,262	55,822	5,523,897	1882
7,359,451	8,087,782	352,108	15,799,341	5,003,142	1,887,776	58,125	6,949,043	1883
5,682,911	5,891,422	395,501	11,969,834	3,945,674	1,073,979	78,642	5,098,295	1884
4,419,070	4,371,517	363,484	9,154,071	3,378,214	831,445	48,090	4,257,749	1885
4,488,783	4,620,403	426,132	9,535,318	2,939,339	644,499	71,890	3,655,728	1886
5,918,220	5,041,810	557,619	11,517,649	3,463,739	620,399	166,179	4,250,317	1887
4,947,927	5,159,812	474,738	10,582,477	2,800,163	610,499	143,254	3,553,916	1888
5,464,292	5,512,814	512,221	11,489,327	3,379,439	770,339	165,486	4,315,264	1889
5,866,301	6,031,792	663,147	12,561,240	3,678,795	901,563	261,526	4,841,884	1890
5,402,020	6,125,744	653,955	12,181,719	4,306,982	1,025,655	216,694	5,549,331	1891
4,825,445	6,560,140	598,128	11,983,713	3,741,190	868,871	192,084	4,802,145	1892
4,765,405	6,801,741	666,351	12,233,497	3,582,337	1,069,662	208,640	4,860,639	1893
3,850,854	5,815,149	672,699	10,338,702	3,365,855	841,014	163,920	4,370,789	1894
2,421,322	6,040,423	483,944	8,945,689	2,215,216	1,032,114	130,411	3,377,741	1895
2,676,923	6,790,547	598,070	10,065,540	2,282,399	1,793,667	312,453	4,393,519	1896
2,102,530	7,588,096	462,318	10,152,944	1,948,936	2,467,511	204,973	4,621,420	1897
2,230,567	12,006,521	446,336	14,683,424	1,808,444	5,004,853	179,943	6,993,240	1898
2,748,187	14,706,314	514,424	17,968,925	1,685,393	5,316,470	221,640	7,223,503	1899
4,705,470	19,443,423	662,867	24,811,760	3,570,368	7,764,445	409,459	11,744,272	1900
2,965,153	17,768,502	598,371	21,332,026	2,585,470	9,388,167	795,390	12,769,027	1901
5,124,011	19,913,810	1,704,756	26,742,577	3,640,764	9,294,479	1,521,732	14,456,975	1902
7,739,373	23,582,528	2,607,661	33,929,562	5,087,526	10,525,740	2,017,674	17,630,940	1903
6,750,503	26,576,274	2,128,119	35,454,896	4,732,562	9,272,561	2,261,515	16,266,638	1904
6,045,346	27,273,171	1,415,061	34,733,578	3,055,903	15,128,351	943,753	19,128,097	1905
8,499,468	32,267,263	1,597,644	42,364,375	2,773,776	13,530,435	1,202,539	17,506,750	1906
8,708,647	31,985,414	1,372,686	42,066,747	3,320,844	11,325,161	1,178,040	15,824,045	(9 mos.) 1907



7-8 EDWARD VII., A. 1908

No. 17.—STATEMENT of the Values of the Principal and Other Articles entered  
1874 to 1907,

FISCAL YEARS.	MUSICAL INSTRUMENTS.							
	Dutiable.				Free.			
	Great Britain.	United States.	Other Countries.	Totals.	Great Britain.	United States.	Other Countries.	Totals.
	\$	\$	\$	\$	\$	\$	\$	\$
1874.....	41,563	584,799	36,191	662,553				
1875.....	51,414	734,555	40,693	826,662				
1876.....	27,183	539,701	25,940	592,824				
1877.....	57,280	438,123	17,903	513,306				
1878.....	19,441	472,455	10,779	502,675				
1879.....	24,303	376,315	13,752	414,370				
1880.....	5,322	254,690	2,959	262,971				
1881.....	9,708	351,882	13,548	375,138				
1882.....	20,060	388,551	43,637	452,248				
1883.....	23,735	400,451	59,796	483,982				
1884.....	37,468	335,250	53,824	426,542				
1885.....	28,155	307,493	52,177	387,825				
1886.....	38,171	337,960	40,996	417,127				
1887.....	27,883	379,745	64,397	472,025				
1888.....	23,410	358,647	80,307	462,364				
1889.....	21,663	376,445	99,411	497,519				
1890.....	16,732	318,519	99,563	434,814				
1891.....	21,828	307,812	92,585	422,225				
1892.....	17,728	290,414	104,752	412,894				
1893.....	11,166	274,160	90,095	375,421				
1894.....	9,377	204,718	94,894	308,989				
1895.....	11,628	219,858	68,052	299,538				
1896.....	19,854	208,504	72,162	300,520				
1897.....	6,889	181,313	73,092	261,294				
1898.....	7,071	235,816	60,442	303,329				
1899.....	11,201	261,761	92,334	365,296				
1900.....	7,284	300,688	82,435	390,407				
1901.....	9,676	308,197	94,775	412,648				
1902.....	7,977	318,592	107,070	433,639	868	23,792	14,484	39,144
1903.....	11,163	342,455	112,964	466,582	738	36,863	22,636	60,237
1904.....	13,073	327,247	120,754	461,074	2,353	33,616	27,656	63,625
1905.....	19,978	325,027	108,486	453,491	4,837	33,181	19,568	57,586
1906.....	24,786	413,397	97,041	535,224	6,900	33,102	28,401	68,403
1907 (9 mos.)	26,281	473,716	87,889	587,886	6,082	23,628	13,136	42,846

## SESSIONAL PAPER No. 10

for Consumption in Canada (both Dutiable and Free) during each Fiscal Year inclusive, &c.—*Continued.*

OILS.								FISCAL YEARS.
Dutiable.				Free.				
Great Britain.	United States.	Other Countries.	Totals.	Great Britain.	United States.	Other Countries.	Totals.	
£	£	£	£	£	£	£	£	
395,754	274,455	34,816	705,025	21,716	73,765	356	95,837	1874
435,441	275,179	37,132	747,752	13,194	135,431	1,237	149,862	1875
312,888	244,629	23,892	581,409	9,387	63,481	357	73,225	1876
295,625	314,516	28,402	638,543	13,162	127,189	14,863	155,214	1877
289,843	323,982	51,084	644,909	19,044	88,368	110,401	217,813	1878
277,860	315,304	30,246	623,410	8,704	75,264	85,286	169,254	1879
378,043	287,513	49,621	715,177	13,463	39,701	93,111	146,275	1880
241,446	441,333	47,518	730,297	9,311	60,262	224,577	294,150	1881
322,436	637,541	48,056	1,008,033	7,121	46,535	97,142	150,798	1882
452,722	676,450	69,315	1,198,487	11,584	106,870	166,032	284,486	1883
351,944	650,706	39,163	1,041,813	7,894	65,987	134,388	208,269	1884
319,028	680,182	57,570	1,056,780	7,169	143,087	91,055	241,311	1885
416,720	718,887	43,725	1,179,332	12,816	61,310	85,379	159,505	1886
391,972	796,861	59,508	1,248,341	6,830	59,425	63,387	129,642	1887
425,615	680,024	41,520	1,147,159	13,370	72,973	35,516	121,859	1888
353,366	768,543	47,861	1,169,770	11,249	76,963	57,928	146,140	1889
419,290	861,474	53,015	1,333,779	10,818	101,227	44,762	156,807	1890
529,678	986,736	70,222	1,586,636	5,669	81,999	104,930	192,598	1891
376,325	941,123	57,662	1,375,110	22,679	85,240	57,552	165,471	1892
234,568	972,335	51,221	1,308,124	31,555	96,814	95,551	223,920	1893
271,804	928,794	52,348	1,252,946	6,495	75,348	39,535	121,378	1894
318,873	836,484	49,795	1,205,152	20,711	103,633	49,680	174,024	1895
362,006	1,040,336	44,190	1,446,532	13,608	94,157	65,312	173,077	1896
305,027	969,071	49,562	1,323,660	13,145	51,377	103,092	167,614	1897
225,379	1,026,790	64,154	1,316,323	13,872	54,493	57,507	125,872	1898
389,065	1,059,414	60,217	1,508,696	9,890	55,161	38,349	103,400	1899
520,247	1,187,048	55,826	1,763,121	9,275	82,599	40,510	132,384	1900
482,840	1,426,155	56,793	1,965,788	53,994	101,135	38,254	193,383	1901
478,396	1,702,366	62,222	2,242,984	46,233	103,753	43,271	193,257	1902
369,963	2,263,518	74,153	2,707,634	68,698	145,879	82,213	296,790	1903
331,117	2,686,759	80,773	3,098,649	77,091	125,466	124,649	327,206	1904
613,188	1,763,901	93,852	2,470,941	73,794	994,654	112,831	1,181,279	1905
481,748	1,906,703	117,096	2,505,547	97,615	766,793	78,602	943,010	1906
223,277	1,695,861	81,636	2,000,774	66,899	661,870	68,397	797,166	(9 mos.) 1907

7-8 EDWARD VII., A. 1908

No. 17.—STATEMENT of the Values of the Principal and Other Articles entered  
1874 to 1907,

FISCAL YEARS.	OILCAKE AND OILCAKE MEAL.				OILCLOTH.			
	Free.				Dutiable.			
	Great Britain.	United States.	Other Countries.	Totals.	Great Britain.	United States.	Other Countries.	Totals.
	£	£	£	£	£	£	£	£
1874.....	3,714			3,714	117,193	49,712		166,905
1875.....	5	1,963		1,968	117,895	66,797		184,692
1876.....		1,606		1,606	69,051	51,535		120,586
1877.....		2,628		2,628	73,788	79,097		152,885
1878.....	394	3,533		3,927	62,339	69,383		131,722
1879.....	292	2,645		2,937	50,491	52,423	348	103,262
1880.....		6,173		6,173	46,438	43,479		89,917
1881.....	100	10,674		10,774	89,104	87,106	103	176,313
1882.....	312	22,445		22,757	121,545	134,279	136	255,960
1883.....		30,788		30,788	141,431	149,527	301	291,259
1884.....		40,493		40,493	114,176	129,804	116	244,096
1885.....	727	14,490		15,217	119,826	133,568	14	253,408
1886.....		14,046		14,046	145,155	116,761	335	262,251
1887.....	88	11,392		11,480	183,642	106,176	669	290,487
1888.....	96	22,728		22,824	156,377	48,248	137	204,762
1889.....		24,111		24,111	154,258	40,790	612	195,660
1890.....	620	25,641		26,261	159,897	50,630	178	210,705
1891.....	45	42,047		42,092	184,654	40,910	462	226,026
1892.....	526	50,610		51,136	180,457	33,316	2,356	216,129
1893.....	179	29,714		29,893	191,868	38,059	3,468	233,395
1894.....	932	22,635		23,567	176,224	33,974	1,716	211,914
1895.....		50,096		50,096	162,945	30,899	1,979	195,823
1896.....	41	41,207		41,248	153,437	32,161	1,731	187,329
1897.....	141	17,482		17,623	127,179	27,815	1,019	156,013
1898.....	320	23,026		23,346	168,326	48,412	4,688	221,426
1899.....		28,058		28,058	230,492	65,647	1,234	297,373
1900.....	2	30,669	238	30,909	289,451	69,880	1,583	360,914
1901.....		29,836		29,836	341,712	77,291	1,827	420,830
1902.....	652	34,531		35,183	367,045	80,709	1,627	449,381
1903.....	8,741	30,138		38,879	465,856	90,158	6,643	562,657
1904.....	134	38,127	3,049	41,310	588,406	140,620	1,382	730,408
1905.....		39,970	7,021	46,991	612,555	153,837	5,051	771,443
1906.....	218	26,566		26,784	730,817	183,274	997	915,088
1907 (9 mos.)....	2,769	31,410		34,179	731,917	204,052	729	936,698

## SESSIONAL PAPER No. 10

for Consumption in Canada (both Dutiable and Free) during each Fiscal Year inclusive, &c.—*Continued.*

## OPTICAL, PHILOSOPHICAL, &amp;C., INSTRUMENTS.

Dutiable.				Free.				FISCAL YEARS.
Great Britain.	United States.	Other Countries.	Totals.	Great Britain.	United States.	Other Countries.	Totals.	
£	£	£	£	£	£	£	£	
.....	.....	.....	.....	8,260	5,809	6,346	20,415	1874
.....	.....	.....	.....	7,955	985	216	9,156	1875
.....	.....	.....	.....	7,053	3,301	82	10,436	1876
.....	.....	.....	.....	2,713	4,101	410	7,224	1877
.....	.....	.....	.....	2,264	2,617	.....	4,881	1878
.....	.....	.....	.....	4,942	4,308	6,812	16,062	1879
.....	.....	.....	.....	3,265	2,118	3,782	9,165	1880
.....	.....	.....	.....	3,550	3,940	3,544	11,034	1881
.....	.....	.....	.....	1,971	3,500	2,645	8,116	1882
2,330	955	465	3,750	7,601	4,687	2,543	14,831	1883
23,023	20,289	12,998	65,310	2,722	5,578	2,084	10,384	1884
19,455	31,429	14,516	65,400	3,105	5,229	3,959	12,293	1885
17,647	29,040	14,157	60,844	3,040	7,240	4,588	14,868	1886
16,604	40,562	19,258	76,424	1,142	5,482	6,474	13,098	1887
17,640	35,753	27,167	80,560	1,570	4,998	6,990	13,558	1888
17,120	30,483	21,349	68,952	1,115	7,731	4,858	13,704	188
12,814	42,660	23,276	78,750	1,664	9,161	8,483	19,308	1890
15,787	47,229	25,678	88,694	7,725	22,695	2,761	33,181	1891
13,894	55,455	23,856	93,205	32,783	36,574	13,804	83,161	1892
15,472	62,394	19,625	97,491	40,483	20,835	20,176	81,494	1893
16,753	69,593	26,445	112,791	13,761	13,891	9,623	37,275	1894
13,973	68,168	25,284	107,425	8,682	7,543	6,786	23,011	1895
13,782	97,972	21,663	133,417	4,616	9,843	4,618	19,077	1896
14,571	101,758	19,354	135,683	3,530	10,823	4,573	18,926	1897
16,880	143,948	28,613	189,441	5,636	13,364	4,993	23,993	1898
15,733	166,566	31,842	214,141	2,987	24,479	8,201	35,667	1899
16,346	196,388	22,756	235,490	7,201	17,493	7,849	32,543	1900
15,712	174,053	25,227	214,992	4,099	21,438	9,218	34,755	1901
18,034	185,438	33,051	236,523	3,946	44,631	9,120	57,697	1902
17,956	198,812	40,852	257,620	4,834	31,471	10,581	46,886	1903
22,078	199,960	42,916	264,954	11,400	30,126	11,127	52,653	1904
30,477	228,489	48,301	307,267	11,020	38,294	10,237	59,551	1905
38,175	267,769	47,601	353,545	13,185	36,523	16,950	66,658	1906
34,449	200,028	36,414	270,891	18,106	29,995	13,666	61,767	(9 mos.) 1907

7-8 EDWARD VII., A. 1908

No. 17.—STATEMENT of the Values of the Principal and Other Articles entered  
1874 to 1907,

FISCAL YEARS.	PACKAGES, INCLUDING POST OFFICE PACKAGES.							
	Dutiable.				Free.			
	Great Britain.	United States.	Other Countries.	Totals.	Great Britain.	United States.	Other Countries.	Totals.
	\$	\$	\$	\$	\$	\$	\$	\$
1874.....	215,020	103,688	230,843	549,551	45,906	3,227	17,994	67,127
1875.....	136,469	36,430	140,680	313,579	144,679	10,479	38,662	193,820
1876.....	126,007	37,993	205,720	369,720	2,453	457	9	2,919
1877.....	99,358	68,858	133,214	301,430	3,047	2,158	421	5,626
1878.....	99,256	130,183	121,986	351,425	994	6,303	.....	7,297
1879.....	95,340	119,298	133,329	347,967	716	5,178	.....	5,894
1880.....	61,378	112,597	74,458	248,433	222	7,073	.....	7,295
1881.....	78,919	128,137	88,668	295,724	46	10,750	.....	10,796
1882.....	90,806	196,074	108,137	395,017	450	8,011	.....	8,461
1883.....	108,404	222,453	138,695	469,552	3,485	10,106	.....	13,591
1884.....	114,371	284,889	137,186	536,446	95	9,173	373	9,641
1885.....	107,706	295,359	132,638	535,694	.....	11,903	.....	11,903
1886.....	105,882	137,802	124,563	368,247	.....	10,381	10	10,391
1887.....	98,860	129,368	129,142	357,370	14,086	10,485	12	24,583
1888.....	118,399	162,642	155,830	436,871	69,076	11,181	692	80,949
1889.....	171,807	355,585	171,979	699,371	90,803	13,126	.....	103,929
1890.....	221,553	391,027	170,418	782,998	99,802	13,114	.....	112,916
1891.....	220,302	352,250	141,887	714,439	89,499	5,572	22	95,093
1892.....	245,166	388,365	131,932	765,464	97,156	1,936	117	99,209
1893.....	260,397	332,006	153,366	795,769	129,276	8,468	236	137,980
1894.....	255,986	540,219	172,539	968,744	169,142	32,570	99	201,811
1895.....	224,591	634,968	162,944	1,022,503	95,615	23,322	48	118,985
1896.....	196,110	711,971	183,999	1,092,080	970	10,556	97	11,623
1897.....	204,028	774,153	209,736	1,187,917	503	7,186	367	8,056
1898.....	218,076	925,965	206,356	1,350,397	998	8,867	494	10,359
1899.....	265,286	1,191,977	243,311	1,700,574	676	12,169	176	13,021
1900.....	304,851	1,386,153	273,934	1,934,938	946	17,053	140	18,139
1901.....	335,794	1,734,428	284,726	2,354,948	155	23,707	162	24,024
1902.....	333,719	1,746,032	314,848	2,394,599	60	136	86	282
1903.....	333,882	1,489,763	355,126	2,178,771	.....	.....	.....	.....
1904.....	380,280	1,542,992	400,984	2,324,256	.....	.....	.....	.....
1905.....	402,223	1,631,397	359,828	2,393,448	.....	.....	.....	.....
1906.....	462,787	1,764,849	396,092	2,623,728	.....	.....	.....	.....
1907 (9 mos.)...	600,292	1,468,276	310,749	2,379,317	.....	.....	.....	.....



## SESSIONAL PAPER No. 10

for Consumption in Canada (both Dutiable and Free) during each Fiscal Year inclusive, &c.—*Continued.*

PAINTINGS, DRAWINGS, ENGRAVINGS, &c.								FISCAL YEARS.
Dutiable.				Free.				
Great Britain.	United States.	Other Countries.	Totals.	Great Britain.	United States.	Other Countries.	Totals.	
£	£	£	£	£	£	£	£	
13,711	68,095	3,670	85,476	9,165	32,634	4,197	45,996	..... 1874
10,665	65,423	3,572	79,660	20,474	9,685	2,857	33,016	..... 1875
10,990	59,170	1,505	71,665	12,372	4,618	2,414	19,404	..... 1876
3,980	46,647	2,192	52,819	9,931	4,709	2,558	17,198	..... 1877
3,976	39,875	1,591	45,442	7,665	4,210	1,673	13,548	..... 1878
5,096	37,091	4,745	46,932	7,460	1,505	1,992	10,957	..... 1879
11,763	46,283	5,735	63,781	17,380	6,199	400,813	424,392	..... 1880
8,491	49,699	7,372	65,562	6,657	6,871	933	14,461	..... 1881
15,851	54,320	12,150	82,321	12,174	17,590	4,016	33,780	..... 1882
10,808	65,404	10,710	86,922	36,152	21,738	12,556	70,446	..... 1883
9,311	45,473	6,404	61,188	22,574	17,096	16,506	56,176	..... 1884
9,609	50,102	11,976	71,687	26,993	20,124	18,110	65,227	..... 1885
13,638	47,598	8,120	69,356	26,920	125,141	4,410	156,471	..... 1886
22,707	46,844	13,988	83,539	90,325	41,090	8,858	140,273	..... 1887
5,872	16,156	2,568	24,596	24,153	16,335	5,036	45,524	..... 1888
6,180	25,664	758	32,602	65,632	24,223	19,135	108,990	..... 1889
6,868	35,803	2,277	44,948	106,874	68,411	144,368	319,653	..... 1890
7,783	29,235	4,588	41,606	114,603	86,017	15,708	216,328	..... 1891
5,273	32,262	3,490	41,025	250,382	57,139	55,251	362,772	..... 1892
4,002	27,400	5,570	36,972	185,106	38,990	54,054	278,150	..... 1893
4,387	56,189	3,551	64,127	322,173	60,027	25,427	407,627	..... 1894
3,996	53,478	5,192	62,666	155,751	113,170	6,754	275,675	..... 1895
4,673	46,162	4,382	55,217	119,545	87,534	13,089	220,168	..... 1896
7,090	43,441	5,825	56,356	113,546	179,490	16,359	309,395	..... 1897
27,219	91,258	22,799	141,276	104,474	34,788	34,567	173,829	..... 1898
30,629	118,033	18,599	167,261	361,896	155,977	55,120	572,993	..... 1899
41,263	138,295	19,852	199,410	235,978	101,200	102,339	439,517	..... 1900
50,115	148,743	32,844	231,702	172,341	232,995	17,247	422,583	..... 1901
42,422	195,146	31,826	269,394	331,816	183,788	22,285	537,889	..... 1902
44,802	229,270	30,763	304,835	250,143	139,277	23,718	413,138	..... 1903
50,624	228,834	46,165	325,623	239,803	39,073	19,031	297,907	..... 1904
62,312	247,110	63,323	372,745	462,364	124,439	47,921	634,724	..... 1905
121,626	319,023	111,106	551,755	406,585	290,279	131,574	828,438	..... 1906
137,221	318,605	125,737	581,563	249,105	54,421	68,756	372,282	..... (9 mos.) 1907

7-8 EDWARD VII., A. 1908

No. 17.—STATEMENT of the Values of the Principal and Other Articles entered  
1874 to 1907,

FISCAL YEARS.	PAINTS AND COLOURS.							
	Dutiable.				Free.			
	Great Britain.	United States.	Other Countries.	Totals.	Great Britain.	United States.	Other Countries.	Totals.
	£	£	£	£	£	£	£	£
1874.....	264,725	51,705	4,321	320,751	139,655	28,897	7,269	175,821
1875.....	322,970	69,173	3,907	396,050	299,886	31,449	9,592	340,927
1876.....	243,762	59,558	1,212	304,532	233,467	30,022	2,676	266,165
1877.....	230,888	77,681	3,259	311,828	328,131	38,709	4,569	371,409
1878.....	196,061	78,952	1,984	276,997	233,896	28,235	12,421	274,462
1879.....	209,288	90,703	3,316	303,307	178,396	64,298	6,856	249,550
1880.....	374,129	87,023	13,202	474,354	61,857	23,219	1,126	86,202
1881.....	292,366	104,681	19,577	416,624	46,115	11,821	4,747	62,683
1882.....	300,064	135,798	56,824	492,686	39,337	16,287	5,678	61,302
1883.....	328,740	175,964	46,406	551,110	38,606	20,171	6,033	64,810
1884.....	248,257	182,118	42,101	472,476	49,145	20,576	3,451	73,172
1885.....	300,012	150,029	68,683	518,724	39,247	25,192	3,871	68,310
1886.....	350,103	141,724	49,104	540,931	39,063	24,086	4,907	68,056
1887.....	351,241	133,429	67,879	552,549	35,575	12,741	6,574	54,890
1888.....	352,938	140,919	80,023	573,880	42,748	14,264	8,077	65,089
1889.....	322,125	114,866	129,001	565,992	53,135	7,544	9,874	70,553
1890.....	332,980	123,619	169,942	626,541	59,902	13,294	6,968	80,164
1891.....	298,908	117,050	135,329	551,287	55,164	14,115	5,952	75,231
1892.....	292,206	141,673	132,259	566,138	52,985	15,750	8,943	77,678
1893.....	292,058	137,823	164,993	594,874	44,649	16,303	12,702	73,654
1894.....	240,019	141,684	169,678	551,381	47,040	13,663	18,444	79,147
1895.....	192,163	132,409	120,362	444,934	50,046	27,151	15,326	92,523
1896.....	224,118	175,264	166,454	565,836	55,180	39,211	10,160	104,551
1897.....	210,234	184,659	124,552	519,445	38,321	45,703	10,966	94,990
1898.....	202,793	243,805	212,595	659,193	50,358	39,338	9,781	99,477
1899.....	255,967	190,674	329,962	776,603	62,597	42,724	6,198	111,519
1900.....	311,743	275,586	330,533	917,862	59,073	41,765	8,421	109,259
1901.....	224,202	387,112	157,529	768,843	92,793	52,773	12,106	157,672
1902.....	242,075	502,390	263,394	1,007,859	69,191	60,003	13,488	142,682
1903.....	257,763	654,199	299,113	1,211,075	62,218	70,874	24,967	158,059
1904.....	220,168	639,777	254,181	1,114,126	59,191	66,713	23,146	149,050
1905.....	259,395	706,085	311,940	1,277,420	76,008	121,667	23,596	221,271
1906.....	431,739	555,307	183,823	1,170,869	66,723	111,898	30,937	209,558
1907 (9 mos.)....	399,144	387,171	90,620	876,935	77,675	93,117	40,162	210,894

## SESSIONAL PAPER No. 10

for Consumption in Canada (both Dutiable and Free) during each Fiscal Year inclusive, &c.—*Continued.*

PAPER AND MANUFACTURES OF.								FISCAL YEARS.
Dutiable.				Free.				
Great Britain.	United States.	Other Countries.	Totals.	Great Britain.	United States.	Other Countries.	Totals.	
\$	\$	\$	\$	\$	\$	\$	\$	
420,692	257,172	15,955	693,819	76,032	9,402		85,434	1874
370,662	316,784	17,356	704,802	59,205	11,126		70,331	1875
260,463	263,460	12,820	536,743	20,552	32,933		53,485	1876
255,863	326,197	12,642	594,702	902	29,029		29,931	1877
263,275	311,818	14,801	589,894	87	24,713		24,800	1878
222,970	450,673	19,588	693,231		19,197		19,197	1879
276,025	506,479	23,430	805,934					1880
466,185	484,533	39,661	990,379					1881
547,142	615,780	62,417	1,225,339					1882
535,879	677,199	74,722	1,287,800					1883
373,438	583,171	58,385	1,014,994					1884
360,234	580,721	56,953	997,908					1885
392,139	648,523	47,483	1,088,145					1886
440,329	715,255	61,211	1,216,795					1887
437,236	655,727	67,895	1,160,858					1888
410,034	663,740	58,770	1,132,544					1889
471,135	671,880	78,458	1,221,473					1890
406,863	657,072	78,378	1,142,313					1891
417,646	720,842	78,399	1,216,887					1892
378,436	730,201	78,719	1,187,356	114			114	1893
301,956	647,955	65,741	1,015,652					1894
286,816	620,506	63,204	975,526	57	221	125	403	1895
254,042	672,448	79,509	1,005,999		89	510	599	1896
229,368	686,172	86,318	1,001,858	95	664	324	1,083	1897
230,345	822,983	82,576	1,135,904		500	28	528	1898
248,745	911,896	102,723	1,263,364			192	192	1899
259,762	1,042,504	105,235	1,407,501		541	167	708	1900
382,018	1,320,869	101,037	1,803,924		4		4	1901
361,692	1,471,779	112,315	1,945,786		340		340	1902
403,127	1,564,808	142,429	2,110,364					1903
503,143	1,953,132	159,758	2,616,033	89	2,906	5	3,000	1904
569,799	2,195,040	185,913	2,950,752	51	8,807	4,008	12,866	1905
615,945	2,324,196	208,017	3,148,158	360	18,812	8,799	27,971	1906
546,789	1,877,743	191,823	2,616,355	278	27,150	727	28,155	(9 mos.) 1907

7-8 EDWARD VII., A. 1908

No. 17.—STATEMENT of the Values of the Principal and Other Articles entered  
1874 to 1907,

FISCAL YEARS.	PERFUMERY, POMADES, &C.				PICKLES, SAUCES, &C.			
	Dutiable.				Dutiable.			
	Great Britain.	United States.	Other Countries.	Totals.	Great Britain.	United States.	Other Countries.	Totals.
	\$	\$	\$	\$	\$	\$	\$	\$
1874 .....	40,874	11,515	9,706	62,095	123,139	9,387	1,742	134,268
1875 .....	34,631	16,894	13,429	64,954	139,292	12,869	1,133	153,294
1876 .....	28,577	13,981	13,798	56,356	85,356	10,878	854	97,088
1877 .....	20,746	20,951	9,478	51,175	84,282	8,958	366	93,606
1878 .....	21,379	4,771	9,049	35,199	74,999	21,221	1,426	97,646
1879 .....	20,401	17,558	16,869	54,828	74,344	16,363	602	91,309
1880 .....	16,319	13,473	12,283	42,075	72,430	11,983	524	84,937
1881 .....	15,448	10,795	14,155	40,398	108,410	11,571	1,130	121,111
1882 .....	19,899	15,202	18,972	54,073	131,134	23,306	815	155,255
1883 .....	22,080	19,413	27,157	68,650	162,893	37,547	1,740	202,180
1884 .....	21,393	22,908	23,266	67,567	131,082	34,700	2,535	168,317
1885 .....	22,338	20,488	21,410	64,236	132,335	28,883	3,423	164,641
1886 .....	19,502	35,150	28,629	83,281	101,508	20,221	2,697	124,426
1887 .....	19,092	41,209	27,368	87,669	124,091	27,527	4,189	155,807
1888 .....	15,133	41,950	32,573	89,656	95,511	12,332	1,366	109,209
1889 .....	16,441	42,146	36,144	94,731	95,380	10,132	2,429	107,941
1890 .....	18,834	37,112	38,577	94,523	96,402	8,151	2,359	106,912
1891 .....	20,420	37,990	43,469	101,879	96,242	12,261	3,370	111,873
1892 .....	19,970	33,367	38,504	91,841	93,481	14,711	2,956	111,148
1893 .....	20,722	35,092	48,320	104,134	94,117	12,061	3,402	109,580
1894 .....	22,378	32,403	47,378	102,159	100,026	14,273	2,558	116,857
1895 .....	18,000	31,810	51,578	101,388	84,131	14,836	2,889	101,856
1896 .....	16,345	30,767	61,889	109,001	86,232	18,851	4,048	109,131
1897 .....	20,672	29,281	55,368	105,321	87,098	33,387	4,949	125,434
1898 .....	19,584	31,508	53,177	104,269	95,482	52,198	5,798	153,478
1899 .....	19,795	35,456	60,285	115,536	118,724	65,547	8,616	190,887
1900 .....	19,960	42,260	63,844	126,064	126,226	86,907	10,186	223,319
1901 .....	22,195	57,003	69,079	148,277	154,753	77,183	12,784	224,720
1902 .....	18,824	55,221	66,486	140,531	140,020	83,485	12,094	235,599
1903 .....	17,292	70,527	81,347	169,166	182,402	108,429	17,346	308,177
1904 .....	27,807	96,795	88,210	212,812	233,663	114,662	17,078	365,403
1905 .....	26,963	94,430	85,482	206,875	209,355	110,304	19,272	338,931
1906 .....	28,241	109,923	99,058	237,222	227,527	105,045	24,587	357,159
1907 (9 mos.)....	22,621	113,539	82,261	218,421	186,601	78,062	18,574	283,237

## SESSIONAL PAPER No. 10

for Consumption in Canada (both Dutiable and Free) during each Fiscal Year inclusive. &c.—*Continued.*

## PLANTS AND TREES.

Dutiable.				Free.				FISCAL YEARS.
Great Britain.	United States.	Other Countries.	Totals.	Great Britain.	United States.	Other Countries.	Totals.	
£	£	£	£	£	£	£	£	
3,336	98,346	1,401	103,083	1,506	952	2,670	5,128	1874
2,504	121,972	461	124,937	1,926	1,607	2,751	6,284	1875
2,297	116,287	190	118,774	2,205	1,809	2,333	6,347	1876
1,897	75,863	238	77,908	3,382	1,211	999	5,592	1877
2,136	74,350	218	76,704	1,633	2,412	2,692	6,737	1878
1,599	68,541	406	70,546	1,956	1,196	3,089	6,241	1879
2,069	59,089	218	61,376					1880
2,631	60,332	679	63,642					1881
1,990	64,103	294	66,387		148		148	1882
2,402	73,905	1,970	78,277		159		159	1883
1,839	74,901	2,052	78,792		128		128	1884
1,855	72,182	1,726	75,763		363		363	1885
3,435	80,163	1,375	84,973	77	557		634	1886
1,967	78,582	1,861	82,410		371		371	1887
2,463	27,387	2,389	32,239	645	73,697	242	74,584	1888
				4,088	122,989	1,672	128,749	1889
1,150	88,860	269	90,279	2,571	42,600	1,741	46,912	1890
3,172	115,603	1,809	120,584	4,315	15,232	12,477	32,024	1891
2,727	102,458	2,511	107,696	3,748	24,528	10,429	38,705	1892
3,193	95,986	1,259	100,438	4,475	29,042	9,389	42,906	1893
2,699	85,865	834	89,398	3,429	24,501	14,097	42,027	1894
2,901	87,920	688	91,509	2,645	25,084	18,042	45,769	1895
1,583	81,590	979	84,152	7,659	23,906	14,450	46,015	1896
1,394	57,900	1,028	60,322	4,378	21,436	17,847	43,661	1897
1,615	20,149	3,477	25,241	3,516	21,514	19,308	44,338	1898
3,773	11,318	9,080	24,171	3,400	22,134	27,037	52,571	1899
4,300	15,718	8,492	28,510	4,230	17,858	37,460	59,548	1900
1,940	27,896	7,265	37,101	2,674	25,328	36,966	64,968	1901
2,694	38,606	9,192	50,492	4,225	27,091	45,911	77,227	1902
3,319	42,562	10,498	56,379	2,744	43,430	43,563	89,737	1903
3,703	48,595	12,499	64,797	2,558	34,618	62,061	99,237	1904
3,106	62,412	13,755	79,273	2,577	35,998	73,603	112,178	1905
3,870	93,982	13,819	111,671	4,193	38,667	74,721	117,581	1906
2,435	43,384	10,578	56,397	1,174	31,398	81,406	113,888	(9 mos.) 1907



7-3 EDWARD VII., A. 1908

No. 17.—STATEMENT of the Values of the Principal and Other Articles entered  
1874 to 1907,

FISCAL YEARS.	PRECIOUS STONES AND IMITATIONS THEREOF.							
	Dutiable.				Free.			
	Great Britain.	United States.	Other Countries.	Totals.	Great Britain.	United States.	Other Countries.	Totals.
	\$	\$	\$	\$	\$	\$	\$	\$
1874.....					19,737	8,068	13,647	41,452
1875.....					43,985	15,082	2,408	61,475
1876.....					4,631	3,726	1,157	9,514
1877.....					7,006	3,898		10,904
1878.....					7,003	4,212	5,612	16,827
1879.....					5,553	6,930	5,813	18,296
1880.....					8,098	5,619	14,786	28,503
1881.....					9,521	18,991		28,512
1882.....					15,567	96,637		112,204
1883.....	971	302		1,273	34,997	108,916	1,383	145,296
1884.....	789	635	30	1,454	31,582	106,941		138,523
1885.....	259	856	356	1,471	23,205	48,936	96,408	168,549
1886.....	518	1,145	936	2,599	60,336	16,574	113,844	190,754
1887.....	1,524	3,587	146	5,257	30,706	64,243	158,071	253,020
1888.....	1,504	4,745	1,460	7,709	46,558	89,897	94,675	231,130
1889.....	3,174	863	1,563	5,600	47,641	29,646	141,603	218,890
1890.....	2,192	918	5,772	8,882	16,423	62,597	57,270	136,290
1891.....	1,088	1,140	1,882	4,110	43,648	29,536	17,728	90,912
1892.....	1,785	957	4,753	7,495	8,530	11,556	41,203	61,289
1893.....	3,174	2,912	6,259	12,345	46,734	24,582	38,574	109,890
1894.....	7,687	2,592	4,744	15,023	120,786	12,828	42,216	175,830
1895.....	12,982	2,180	4,152	19,314	202,712	27,848	28,849	259,409
1896.....	8,056	1,983	13,708	23,747	233,267	15,751	114,307	363,325
1897.....	9,038	4,439	17,160	30,637	281,780	32,238	181,953	495,971
1898.....	14,540	7,953	21,514	44,017	227,002	21,695	114,735	363,432
1899.....	17,925	9,746	16,779	44,450	237,252	26,226	154,080	417,558
1900.....	32,512	15,647	14,142	62,301	339,969	52,067	175,597	567,633
1901.....	23,455	19,883	34,215	77,553	397,625	75,639	214,225	687,489
1902.....	12,763	14,122	37,666	64,551	317,250	79,366	402,694	799,310
1903.....	51,162	17,126	33,945	102,233	407,078	92,639	652,489	1,152,206
1904.....	40,707	23,840	27,839	92,386	614,212	78,808	432,108	1,125,128
1905.....	35,507	21,907	24,801	82,215	309,640	124,546	985,763	1,419,949
1906.....	18,533	35,203	32,141	85,877	567,671	171,989	816,628	1,556,288
1907 (9 mos.)....	58,733	47,529	229,081	335,343	311,675	107,867	485,134	904,676

## SESSIONAL PAPER No. 10

for Consumption in Canada (both Dutiable and Free) during each Fiscal Year inclusive, &c.—*Continued.*

PROVISIONS.								FISCAL YEARS.
Dutiable.				Free.				
Great Britain.	United States.	Other Countries.	Totals.	Great Britain.	United States.	Other Countries.	Totals.	
£	£	£	£	£	£	£	£	
70,882	1,829,350	8,854	1,909,086	2	7,142	791	7,935	1874
37,513	2,289,208	10,861	2,337,582	68	8,386	372	8,826	1875
29,768	1,643,384	7,970	1,681,122	89	8,989		9,078	1876
22,478	1,487,023	4,978	1,514,479	1,551	4,580	382	6,513	1877
15,857	1,233,596	2,227	1,251,680	6	7,072	233	7,311	1878
13,625	771,884	812	786,321	47	6,209	216	6,472	1879
9,510	1,037,861	1,280	1,068,651	47	7,560	164	7,771	1880
13,820	1,504,479	1,816	1,520,115	62	10,036	247	10,345	1881
17,424	2,064,141	2,553	2,084,118	44	28,534	753	29,331	1882
18,988	2,414,827	2,176	2,435,991	79	84,469	429	84,977	1883
20,186	2,122,055	2,153	2,144,394	503	59,449	505	60,457	1884
15,251	1,951,203	4,345	1,970,799	50	46,167	874	47,091	1885
15,710	1,366,946	4,825	1,387,481	35	44,261	342	44,638	1886
11,121	1,172,237	3,750	1,187,108	181	64,191	890	65,262	1887
20,705	1,517,603	4,511	1,542,819	42	72,042	1,414	73,498	1888
11,939	2,346,060	5,846	2,363,845	29	91,172	1,561	92,762	1889
24,119	1,989,299	4,820	2,018,238	69	89,444	2,260	91,773	1890
21,480	1,276,519	7,470	1,305,469	23	94,996	1,897	96,916	1891
18,122	978,415	9,720	1,006,257	37	26,208	1,986	28,231	1892
17,836	721,664	7,564	747,064	14	585	12	611	1893
15,229	854,943	43,391	913,563		8,576	213	8,789	1894
18,159	625,398	29,238	672,795		1,528		1,528	1895
25,428	652,998	20,868	699,294		1,532		1,532	1896
23,913	655,140	22,374	701,427		1,457		1,457	1897
47,197	1,415,061	36,316	1,498,574		1,230		1,230	1898
36,842	1,618,078	51,573	1,706,493	63	3,799		3,862	1899
55,548	1,795,798	50,677	1,905,023		1,280		1,280	1900
38,993	2,254,630	49,518	2,343,141		2,553		2,553	1901
29,585	2,170,837	53,621	2,254,043		3,416	76	3,492	1902
35,367	1,635,493	40,119	1,710,979		3,189		3,189	1903
49,898	1,644,847	48,899	1,743,644		3,330		3,330	1904
43,803	1,440,774	61,998	1,546,575	22	5,845	603	6,470	1905
61,438	2,887,228	73,838	3,022,504		3,424	2,816	6,240	1906
56,154	2,435,256	155,030	2,646,440		809		809	(9 mos.) 1907

7-8 EDWARD VII., A. 1908

No. 17.—STATEMENT of the Values of the Principal and Other Articles entered  
1874 to 1907,

FISCAL YEARS.	RAGS.				RENNET.			
	Free.				Free.			
	Great Britain.	United States.	Other Countries.	Totals.	Great Britain.	United States.	Other Countries.	Totals.
	\$	\$	\$	\$	\$	\$	\$	\$
1874 .....	23,721	26,058	513	50,292	4,521	7,058		11,579
1875 .....	26,438	54,425		80,863	3,103	9,282		12,385
1876 .....	26,241	73,287	110	99,638	7,802	7,848		15,650
1877 .....	23,720	68,555		92,275	2,334	7,953		10,287
1878 .....	23,598	68,581		92,179	372	5,259		5,631
1879 .....	11,726	65,175		76,901	3,664	15,950	42	19,656
1880 .....	97,401	105,471	1,027	203,899	432	10,667		11,099
1881 .....	33,403	129,400	473	163,276	2,031	11,508	1,288	14,827
1882 .....	14,387	113,265		127,652	983	16,667	1,957	19,607
1883 .....	32,035	154,179	9	186,223	1,125	18,315	2,284	21,724
1884 .....	50,526	122,134	1,708	174,368	11	18,129	851	18,991
1885 .....	38,524	182,279		220,803	25	31,672	2,983	34,680
1886 .....	50,301	164,363	10,258	224,922	688	31,468	4,357	36,513
1887 .....	96,489	182,246	18,071	296,806	990	24,280	436	25,706
1888 .....	77,817	130,254	38,701	246,772	2,929	22,021	3,278	28,228
1889 .....	88,740	107,179	35,712	231,631	111	24,359	4,539	29,009
1890 .....	67,287	124,244	35,869	227,400	878	17,135	4,744	22,757
1891 .....	49,722	107,846	42,227	199,795	164	30,311	5,745	36,226
1892 .....	106,063	91,116	30,309	227,488	1,165	40,850	13,114	55,138
1893 .....	110,509	120,601	8,324	239,434	2,726	41,372	12,697	56,795
1894 .....	88,594	102,264	802	191,660	2,688	32,918	17,931	53,537
1895 .....	67,753	108,813	17,295	193,861	2,034	43,403	20,369	65,806
1896 .....	79,507	150,219	12,096	241,822	773	29,849	19,462	50,084
1897 .....	48,614	138,398	4,685	191,697	637	36,302	7,476	44,415
1898 .....	144,138	171,399	23,989	339,526	6,141	46,899	9,938	62,978
1899 .....	143,995	130,046	24,520	298,561	516	46,452	8,010	54,978
1900 .....	119,036	169,480	18,327	306,843	445	45,686	13,573	59,704
1901 .....	67,748	133,075	25,101	225,924	1,879	50,107	16,064	68,050
1902 .....	44,750	91,759	31,393	167,902	54	47,482	20,890	68,426
1903 .....	134,224	117,888	43,008	295,120	114	41,897	19,440	61,451
1904 .....	136,611	145,304	51,900	333,815	43	59,422	24,605	84,070
1905 .....	115,722	178,391	30,634	324,747	419	40,247	24,485	65,151
1906 .....	93,711	225,085	42,926	361,722	378	41,887	23,029	65,294
1907 (9 mos.) ...	121,211	158,332	35,147	314,690	131	20,298	18,335	38,764

## SESSIONAL PAPER No. 10

for Consumption in Canada (both Dutiable and Free) during each Fiscal Year inclusive, &c.—*Continued.*

RESIN OR ROSIN.				RIBBONS.				FISCAL YEARS.
Free.				Dutiable.				
Great Britain.	United States.	Other Countries.	Totals.	Great Britain.	United States.	Other Countries.	Totals.	
£	£	£	£	£	£	£	£	
596	67,949		68,545	Not separately stated prior to 1880.				.....1874
2,103	68,383		70,486					.....1875
48	61,416		61,464					.....1876
110	56,276		56,386					.....1877
183	56,501		56,684					.....1878
49	52,386		52,435					.....1879
32	83,338	13	83,383	240,407	2,313	16,225	258,945	.....1880
17	74,952	135	75,104	378,365	3,512	22,472	404,349	.....1881
402	89,787	7	90,196	480,055	5,013	29,920	514,988	.....1882
168	107,490	26	107,684	378,226	6,342	64,257	448,825	.....1883
21	80,416	19	80,456	341,069	7,057	27,835	375,961	.....1884
18	78,225	26	78,269	292,497	5,660	17,249	315,406	.....1885
29	91,559	106	91,694	257,668	6,881	12,231	276,780	.....1886
44	80,143	173	80,360	357,243	6,547	20,239	384,029	.....1887
8	64,665		64,673	413,846	8,987	30,137	452,970	.....1888
4	62,963		62,967	529,909	6,740	50,242	586,891	.....1889
.....	61,384		61,384	542,159	8,969	166,206	717,334	.....1890
2,654	85,442		88,096	578,161	8,554	72,942	659,657	.....1891
.....	97,107		97,107	389,126	10,390	45,805	445,321	.....1892
1,353	96,215	182	97,750	456,348	9,405	85,051	550,804	.....1893
933	89,737		90,670	465,790	10,847	65,754	542,391	.....1894
163	85,659		85,822	456,862	14,949	92,429	564,240	.....1895
407	112,092		112,499	598,866	25,110	168,559	792,535	.....1896
3	101,210	8	101,221	361,539	40,303	112,138	513,980	.....1897
699	98,391		99,090	429,496	47,000	182,685	659,181	.....1898
461	93,776		94,237	502,831	37,650	315,189	855,670	.....1899
37	111,723		111,760	457,381	33,490	222,903	713,774	.....1900
3,457	121,749	157	125,363	386,879	40,113	216,279	643,271	.....1901
.....	147,603	10	147,613	515,807	49,217	234,952	799,976	.....1902
88	194,039	165	194,292	685,830	47,846	359,443	1,093,119	.....1903
815	228,357	616	229,788	581,313	55,968	426,289	1,057,570	.....1904
1,289	258,550		259,839	489,013	62,546	543,513	1,095,072	.....1905
2,616	346,432	67	349,115	456,758	79,742	613,832	1,150,332	.....1906
7,464	281,152		288,616	484,225	87,354	569,697	1,141,276	.....(9 mos.) 1907

7-8 EDWARD VII., A. 1908

No. 17.—STATEMENT of the Values of the Principal and Other Articles entered  
1874 to 1907,

FISCAL YEARS.	SALT.							
	Dutiable.				Free.			
	Great Britain.	United States.	Other Countries.	Totals.	Great Britain.	United States.	Other Countries.	Totals.
	\$	\$	\$	\$	\$	\$	\$	\$
1874.....					360,230	23,366	79,679	463,275
1875.....					188,734	35,046	93,123	316,903
1876.....					212,635	22,452	117,596	352,683
1877.....					242,772	20,619	84,629	348,020
1878.....					236,018	34,083	54,603	324,704
1879.....		1,451		1,451	310,277	29,024	61,623	400,924
1880.....		3,746	170	3,916	322,131	20,852	57,184	400,167
1881.....	169	4,358	1,828	6,355	405,708	14,076	68,494	488,278
1882.....	7,448	4,341	529	12,318	266,390	8,163	36,936	311,489
1883.....	26,528	9,278	417	36,223	322,464	9,247	54,433	386,144
1884.....	31,992	6,850	107	38,949	245,241	13,178	62,824	321,243
1885.....	25,247	6,368	111	31,726	181,313	8,949	65,457	255,719
1886.....	32,519	6,661	1	39,181	195,704	7,355	52,300	255,359
1887.....	28,421	7,246	3	35,670	192,811	5,623	87,621	285,455
1888.....	20,705	11,431	.....	32,136	172,502	2,760	45,713	220,975
1889.....	23,396	15,572	.....	38,968	203,208	3,928	45,873	253,009
1890.....	31,126	26,377	46	57,549	206,633	756	44,902	252,291
1891.....	35,607	23,704	.....	59,311	275,152	1,876	44,211	321,239
1892.....	34,385	31,528	50	65,963	256,569	1,684	56,742	314,995
1893.....	41,188	38,572	78	79,838	218,112	3,266	60,084	281,462
1894.....	23,454	29,877	5	53,336	266,385	13,484	48,431	328,300
1895.....	907	26,650	2,324	29,881	263,394	10,726	58,591	332,711
1896.....	71	24,065	414	24,550	280,330	10,986	47,572	338,888
1897.....	370	33,082	18	33,470	241,259	10,712	60,146	312,117
1898.....	107	32,125	560	32,792	216,426	22,557	54,427	293,410
1899.....	312	32,525	2	32,839	212,885	8,423	46,212	267,500
1900.....	.....	30,180	.....	30,180	241,242	7,700	46,311	295,253
1901.....	46	33,373	668	34,087	259,193	14,114	36,580	339,887
1902.....	63	38,988	554	39,605	285,025	13,618	86,986	385,629
1903.....	2	41,723	60	41,785	298,794	9,423	52,968	361,185
1904.....	.....	73,669	517	74,186	289,749	6,307	42,026	338,082
1905.....	140	57,880	36	58,056	293,175	9,729	33,050	340,954
1906.....	.....	59,782	23	59,805	296,487	6,866	48,861	352,214
1907 (9 mos.)....	62	58,470	21	58,553	200,338	13,816	26,687	240,841



## SESSIONAL PAPER No. 10

for Consumption in Canada (both Dutiable and Free) during each Fiscal Year inclusive, &c.—*Continued.*

SEEDS AND BULBOUS ROOTS.								FISCAL YEARS.
Dutiable.				Free.				
Great Britain.	United States.	Other Countries.	Totals.	Great Britain.	United States.	Other Countries.	Totals.	
£	£	£	£	£	£	£	£	
51,456	156,950	11,547	219,953	.....	.....	29	29	.....1874
56,733	98,072	9,223	165,028	9,713	821	.....	10,534	.....1875
46,885	71,658	16,639	135,182	.....	104	.....	104	.....1876
50,469	128,982	12,612	192,063	16	32,389	.....	32,405	.....1877
59,844	189,861	10,334	260,039	.....	39	.....	39	.....1878
58,366	149,567	8,473	216,406	39	41,884	.....	41,923	.....1879
43,838	175,485	12,951	232,274	.....	.....	.....	.....	.....1880
43,383	75,641	22,336	141,360	.....	.....	.....	.....	.....1881
45,451	159,169	22,175	226,795	.....	.....	.....	.....	.....1882
44,951	165,921	24,306	235,178	219	850	.....	1,069	.....1883
28,753	230,518	25,156	284,427	620	1,608	194	2,422	.....1884
30,975	203,971	23,735	258,681	1,221	2,356	42	3,619	.....1885
39,117	323,406	32,668	395,191	840	2,063	61	2,964	.....1886
26,068	363,201	25,030	414,299	1,053	1,642	90	2,785	.....1887
35,029	296,148	30,850	362,027	3,156	70,521	1,275	74,952	.....1888
28,539	59,659	26,496	114,694	8,939	570,928	4,632	584,499	.....1889
44,069	177,555	31,540	253,164	12,748	211,618	6,397	230,763	.....1890
13,276	362,913	9,691	385,880	16,535	6,551	19,483	42,569	.....1891
13,704	448,522	15,528	477,754	14,784	93,259	17,791	125,834	.....1892
12,098	409,618	11,686	433,402	16,698	9,306	18,815	44,819	.....1893
10,534	458,961	13,113	482,608	19,770	76,456	21,343	117,569	.....1894
17,635	439,483	14,064	471,182	23,880	48,905	22,281	95,066	.....1895
13,811	576,918	25,115	615,844	33,460	41,649	23,962	99,071	.....1896
11,864	524,974	14,362	551,200	34,434	6,014	21,308	61,756	.....1897
9,291	419,144	12,657	441,092	32,191	73,919	21,168	127,278	.....1898
7,991	342,116	17,752	367,859	26,112	1,073,898	83,352	1,183,362	.....1899
10,136	460,415	10,291	480,842	108,374	1,279,801	55,643	1,443,818	.....1900
6,830	517,047	18,272	542,149	70,994	688,388	20,696	780,078	.....1901
5,003	380,612	21,342	406,357	153,378	1,748,580	90,782	1,992,740	.....1902
11,112	405,339	22,243	438,694	81,711	1,345,629	75,572	1,502,912	.....1903
13,285	327,131	25,176	365,592	118,083	478,795	52,707	649,585	.....1904
30,715	417,632	29,060	477,407	149,057	115,155	41,938	306,150	.....1905
16,628	354,882	23,208	394,718	32,827	1,660,895	45,319	1,739,041	.....1906
89,360	490,933	44,644	624,937	29,578	3,366,033	31,664	3,427,275	..... (9 mos.) 1907

7-8 EDWARD VII., A. 1908

No. 17.—STATEMENT of the Values of the Principal and Other Articles entered  
1874 to 1907,

FISCAL YEARS.	SETTLERS' EFFECTS.				SHAWLS.			
	Free.				Dutiable.			
	Great Britain.	United States.	Other Countries.	Totals.	Great Britain.	United States.	Other Countries.	Totals.
	£	£	£	£	£	£	£	£
1874.....	504,493	726,664	9,461	1,240,618	145,007	4,614	2,383	152,004
1875.....	479,400	869,330	9,566	1,358,296	264,533	1,270	2,617	267,820
1876.....	220,412	727,055	15,156	962,623	178,170	1,228	2,052	181,450
1877.....	163,624	718,165	5,075	886,864	130,740	3,415	2,824	136,979
1878.....	122,894	676,145	4,467	803,506	97,417	649	2,534	100,200
1879.....	184,948	532,726	7,173	724,847	85,737	2,812	556	89,105
1880.....	287,419	479,148	3,649	770,216				
1881.....	245,529	631,370	1,014	877,913				
1882.....	515,101	1,038,140	4,005	1,557,246				
1883.....	578,749	1,112,598	7,388	1,698,735				
1884.....	573,528	1,130,118	9,306	1,712,952				
1885.....	363,444	1,167,364	19,646	1,550,454				
1886.....	286,582	1,041,029	9,106	1,336,717				
1887.....	353,889	1,099,346	16,561	1,469,796				
1888.....	409,997	1,248,062	11,268	1,669,327				
1889.....	409,009	1,371,733	16,370	1,797,112				
1890.....	327,460	1,469,268	13,489	1,810,217				
1891.....	347,171	1,412,867	18,518	1,778,556				
1892.....	347,132	1,651,972	25,814	2,024,918				
1893.....	511,197	1,602,759	109,313	2,223,269				
1894.....	556,195	2,665,893	100,411	3,322,499				
1895.....	396,957	2,095,848	47,876	2,540,681	Not separately stated subsequent to 1879.			
1896.....	429,872	1,714,168	44,935	2,188,975				
1897.....	383,243	1,803,275	47,212	2,233,730				
1898.....	488,935	2,324,457	15,283	2,828,675				
1899.....	458,888	2,183,861	163,207	2,805,956				
1900.....	657,344	2,385,724	22,342	3,065,410				
1901.....	801,538	2,915,603	23,489	3,740,630				
1902.....	802,313	3,751,363	26,805	4,580,481				
1903.....	1,117,843	5,287,883	36,998	6,442,724				
1904.....	1,431,292	5,233,437	94,184	6,758,913				
1905.....	1,546,854	5,359,998	177,807	7,084,659				
1906.....	1,949,485	7,169,617	135,409	9,254,511				
1907 (9 mos.)....	1,536,006	4,062,083	177,289	5,775,378				

## SESSIONAL PAPER No. 10

for Consumption in Canada (both Dutiable and Free) during each Fiscal Year inclusive, &c.—*Continued.*

SHIPS, SHIPS' MACHINERY, &c.				SILK AND MANUFACTURES OF				FISCAL YEARS.
Dutiable.				Dutiable. (For free see page 352.)				
Great Britain.	United States.	Other Countries.	Totals.	Great Britain.	United States.	Other Countries.	Totals.	
£	£	£	£	£	£	£	£	
Not separately stated prior to 1879.				2,028,769	53,830	98,202	2,180,801	1874
				2,162,023	109,273	132,099	2,403,395	1875
				1,312,600	82,818	73,225	1,468,643	1876
				1,132,258	87,413	66,373	1,286,044	1877
				1,367,217	74,362	86,512	1,528,091	1878
	38,978	800	39,778	1,472,137	71,825	77,256	1,621,218	1879
19,515	25,085	1,000	45,600	1,668,728	77,515	70,132	1,816,375	1880
	100,234		100,234	2,077,861	99,214	118,180	2,295,255	1881
	45,456	1,292	46,748	2,346,589	125,237	111,213	2,583,039	1882
	20,369	9,300	29,669	2,074,963	90,223	137,273	2,302,459	1883
	242,530	650	243,180	1,574,392	87,776	63,942	1,726,110	1884
40	161,130		161,170	1,658,781	85,285	107,112	1,851,178	1885
	53,636		53,636	1,687,564	113,142	108,827	1,909,533	1886
623	24,828	1,680	27,131	1,987,577	116,504	174,056	2,278,137	1887
1,956	36,333	2,010	40,299	1,838,543	113,208	187,379	2,139,130	1888
85	27,305	757	28,147	1,898,220	113,154	193,111	2,204,485	1889
	52,245	1,050	53,295	1,782,153	124,344	248,563	2,155,060	1890
3,710	75,494	400	79,604	1,670,030	111,072	266,472	2,047,574	1891
946	19,169	4,915	25,030	1,665,527	117,656	250,845	2,034,028	1892
	39,783	785	40,568	1,797,068	102,070	337,134	2,236,272	1893
	44,456	1,969	46,425	1,527,490	97,173	324,890	1,949,553	1894
	40,943	230	41,173	1,280,547	69,589	325,015	1,675,151	1895
	40,501		40,501	1,307,628	98,218	370,299	1,776,145	1896
	35,396		35,396	1,044,292	112,223	329,553	1,486,068	1897
13,359	94,112		107,471	1,231,154	152,700	616,673	2,000,527	1898
1,234	102,262	76	103,572	1,566,380	211,226	1,154,950	2,932,556	1899
	200,935	235	201,170	1,795,011	231,672	1,158,686	3,185,369	1900
	328,873	500	329,373	1,730,920	221,598	1,156,308	3,108,826	1901
674	118,086	1,682	120,442	1,946,768	206,330	1,277,150	3,430,188	1902
3,796	244,984		248,780	1,970,205	213,275	1,609,634	3,793,114	1903
9,097	57,106		66,203	1,788,046	203,775	1,723,216	3,715,037	1904
3,900	195,883	225	200,008	2,018,548	294,871	2,066,012	4,379,401	1905
	158,036	20,829	178,865	1,922,411	305,172	2,103,769	4,331,352	1906
	128,426	3,984	132,410	1,590,006	245,583	1,614,784	3,450,373	(9 mos.) 1907

7-8 EDWARD VII., A. 1908

No. 17.—STATEMENT of the Values of the Principal and Other Articles entered  
1874 to 1907,

FISCAL YEARS.	SILK AND MANUFACTURES OF— <i>Con.</i>				SMALL WARES.			
	Free. (For dutiable see page 381.)				Dutiable.			
	Great Britain.	United States.	Other Countries.	Totals.	Great Britain.	United States.	Other Countries.	Totals.
	\$	\$	\$	\$	\$	\$	\$	\$
1874.....	1,876	15,975	.....	17,851	1,819,147	310,308	66,768	2,196,223
1875.....	10,953	19,698	.....	30,651	1,871,721	367,121	59,050	2,297,892
1876.....	6,513	15,856	.....	22,369	1,135,959	351,615	42,891	1,530,465
1877.....	2,483	35,466	158	38,107	1,888,956	757,261	110,328	2,756,545
1878.....	1,463	50,146	1,041	52,650	2,003,856	796,315	83,683	2,883,854
1879.....	579	54,688	560	55,827	1,255,616	639,863	73,234	1,968,743
1880.....	2,947	80,893	460	84,300				
1881.....	2,509	122,375	.....	124,884				
1882.....	635	183,397	.....	184,032				
1883.....	4,683	184,484	5,451	194,618				
1884.....	4,294	127,636	2,982	134,912				
1885.....	1,785	154,450	.....	156,235				
1886.....	3,971	170,082	355	174,408				
1887.....	1,062	171,320	.....	172,382				
1888.....	966	179,477	.....	180,443				
1889.....	24,564	125,058	26,752	176,374				
1890.....	406	205,561	357	206,324				
1891.....	535	189,635	184	190,354				
1892.....	552	249,620	27,894	278,066				
1893.....	206	229,093	.....	229,299				
1894.....	221	218,964	664	219,849				
1895.....	175	137,378	527	138,080	Not separately stated subsequent to 1879.			
1896.....	.....	200,742	.....	200,742				
1897.....	785	150,425	276	151,486				
1898.....	135	240,207	1,542	241,884				
1899.....	647	276,889	1,496	279,032				
1900.....	.....	289,725	1,428	291,153				
1901.....	36	277,199	286	277,521				
1902.....	143	346,246	22,654	369,043				
1903.....	733	384,979	725	386,437				
1904.....	2,708	386,426	139	389,273				
1905.....	3,706	457,670	871	462,247				
1906.....	2,955	443,785	26,913	473,653				
1907 (9 mos.)....	2,626	312,137	41,417	356,180				

## SESSIONAL PAPER No. 10

for Consumption in Canada (both Dutiable and Free) during each Fiscal Year inclusive, &c.—*Continued.*

SOAP.								FISCAL YEARS
Dutiable.				Free.				
Great Britain.	United States.	Other Countries.	Totals.	Great Britain.	United States.	Other Countries.	Totals.	
\$	\$	\$	\$	\$	\$	\$	\$	
29,027	16,391	869	46,287					1874
27,464	17,288	918	45,670					1875
26,123	19,570	1,261	46,954					1876
23,973	20,422	6,451	50,846					1877
22,042	24,436	7,194	53,672					1878
23,992	22,740	8,033	54,785					1879
19,022	25,412	8,332	52,766					1880
18,888	27,667	8,544	55,099					1881
16,307	38,648	8,006	62,961					1882
22,246	45,887	12,099	80,232					1883
27,379	70,332	8,109	105,820					1884
25,710	84,145	9,561	119,416					1885
27,577	104,821	9,801	142,199					1886
20,993	70,692	5,994	97,679					1887
21,494	63,687	5,755	90,936					1888
25,424	70,941	9,585	105,950					1889
32,532	92,110	23,976	148,618					1890
43,584	92,679	14,316	150,579					1891
52,750	98,663	15,524	166,937					1892
68,857	92,748	15,354	176,959					1893
68,157	81,480	14,324	163,961					1894
80,917	109,720	15,981	206,618					1895
82,277	136,163	27,630	246,070					1896
106,345	131,120	24,664	262,129					1897
120,550	141,586	25,886	288,022					1898
188,068	165,777	30,329	384,174					1899
230,131	179,604	36,409	446,135					1900
124,430	204,977	35,306	364,713					1901
37,914	231,554	48,895	318,363					1902
33,513	253,559	60,166	347,238					1903
37,577	300,215	76,641	414,433		22		22	1904
43,077	315,363	73,362	431,802	279	602		881	1905
44,916	373,937	80,403	499,256	441	247		688	1906
37,366	325,675	82,254	445,295	390	697		1,087	(9 mos.) 1907



7-8 EDWARD VII., A. 1908

No. 17.—STATEMENT of the Values of the Principal and Other Articles entered  
1874 to 1907,

FISCAL YEARS.	SPICES.				SPIRITS AND			
	Dutiable.				Dutiable.			
	Great Britain.	United States.	Other Countries.	Totals.	Great Britain.	United States.	Other Countries.	Totals.
	\$	\$	\$	\$	\$	\$	\$	\$
1874.....	122,216	36,883	10,389	169,488	806,000	70,260	1,502,168	2,378,428
1875.....	114,836	30,452	1,105	146,393	541,059	87,133	994,716	1,622,938
1876.....	112,768	16,922	4,144	133,834	537,566	67,139	1,317,799	1,922,504
1877.....	113,114	23,766	165	137,045	432,037	74,202	773,887	1,280,126
1878.....	100,090	28,991	4,345	133,426	458,691	86,766	697,017	1,242,474
1879.....	108,832	27,407	5,858	142,097	458,099	88,719	831,766	1,378,584
1880.....	97,102	21,185	7,171	125,458	263,573	38,473	606,707	908,753
1881.....	105,825	28,560	5,069	139,454	345,475	38,318	837,423	1,221,216
1882.....	119,405	31,091	6,770	157,266	381,041	58,942	1,068,149	1,508,132
1883.....	147,481	29,607	6,506	183,594	425,882	54,467	1,219,072	1,699,421
1884.....	113,138	46,448	16,181	175,767	392,898	48,994	1,039,012	1,480,904
1885.....	111,988	64,372	15,941	192,301	388,924	67,567	998,553	1,455,044
1886.....	123,847	76,006	8,883	208,736	363,609	53,691	945,874	1,363,174
1887.....	141,352	51,174	6,420	198,946	284,460	50,870	810,481	1,145,811
1888.....	178,605	39,590	2,067	220,262	307,381	37,502	917,577	1,262,460
1889.....	156,138	51,950	7,340	215,428	344,294	40,894	972,917	1,358,105
1890.....	164,563	46,475	2,639	213,677	398,476	47,117	1,028,786	1,474,379
1891.....	157,167	49,895	6,103	213,165	368,550	47,215	1,030,133	1,445,898
1892.....	122,428	49,056	6,564	178,048	399,623	44,294	971,399	1,415,316
1893.....	134,066	45,464	9,881	189,411	416,711	31,390	982,160	1,430,171
1894.....	103,782	35,889	7,524	147,195	420,743	32,861	914,103	1,367,707
1895.....	99,730	52,443	8,087	160,260	369,946	27,210	764,523	1,161,679
1896.....	81,206	61,701	8,389	151,296	405,941	26,012	791,437	1,223,390
1897.....	87,292	54,135	9,019	150,446	444,319	41,033	821,370	1,306,722
1898.....	83,146	94,236	13,561	190,943	504,348	40,340	767,558	1,312,246
1899.....	90,688	76,013	24,798	191,499	618,240	52,017	894,702	1,564,959
1900.....	114,348	79,043	17,127	210,518	697,255	48,287	996,169	1,741,711
1901.....	135,264	62,914	30,727	228,905	782,415	50,062	1,089,041	1,921,518
1902.....	154,498	71,882	25,382	251,762	810,737	45,588	1,139,613	1,995,938
1903.....	126,788	62,812	43,970	233,570	908,025	48,709	1,254,767	2,211,501
1904.....	140,142	92,216	49,964	282,322	1,012,316	61,698	1,384,489	2,458,503
1905.....	144,920	69,272	51,873	266,065	996,212	150,457	1,401,439	2,548,108
1906.....	135,180	74,618	88,130	297,928	1,113,720	76,022	1,572,538	2,762,280
1907 (9 mos.)....	90,923	54,711	48,911	194,545	993,396	35,991	1,329,494	2,358,881

## SESSIONAL PAPER No. 10

for Consumption in Canada (both Dutiable and Free) during each Fiscal Year inclusive, &c.—*Continued.*

WINES.				STARCH.				FISCAL YEARS.
Free.				Dutiable.				
Great Britain.	United States.	Other Countries.	Totals.	Great Britain.	United States.	Other Countries.	Totals.	
\$	\$	\$	\$	\$	\$	\$	\$	
				14,491	12,774		27,265	1874
				23,624	39,428	176	63,228	1875
				18,391	63,229	62	81,682	1876
				25,627	34,182		59,809	1877
				21,799	28,934	96	50,829	1878
				18,690	17,829	135	36,654	1879
				17,404	17,698	203	35,305	1880
				15,939	15,678	1,249	32,866	1881
				17,061	17,327	1,158	35,546	1882
				18,843	19,209	555	38,607	1883
				24,699	27,778	1,307	53,784	1884
				17,862	28,490	1,626	47,978	1885
				20,281	19,005	954	40,240	1886
				17,079	21,289	792	39,160	1887
				18,644	19,903	906	39,453	1888
				19,941	35,654	1,109	56,704	1889
				21,849	41,466	767	64,082	1890
				25,994	26,069	1,102	53,165	1891
				20,669	23,335	1,783	45,787	1892
				22,163	20,422	988	43,573	1893
				19,134	25,064	1,195	45,393	1894
				23,255	32,281	1,013	56,549	1895
				19,902	35,271	1,067	56,240	1896
				20,973	44,186	1,432	66,591	1897
				19,573	54,909	780	75,262	1898
				22,542	55,748	1,197	79,487	1899
				20,545	50,151	2,071	72,767	1900
				20,939	40,364	2,640	63,943	1901
				17,023	38,345	2,867	58,235	1902
				14,967	45,351	4,606	64,924	1903
				13,990	27,106	5,351	46,477	1904
				13,057	22,837	5,176	41,070	1905
				14,408	21,561	4,717	40,686	1906
		9	9	11,509	15,420	7,786	34,715	(9 mos.) 1907

7-8 EDWARD VII., A. 1908

No. 17.—STATEMENT of the Values of the Principal and Other Articles entered  
1874 to 1907,

FISCAL YEARS.	STATIONERY, N.E.S.				STONE AND			
	Dutiable.				Dutiable.			
	Great Britain.	United States.	Other Countries.	Totals.	Great Britain.	United States.	Other Countries.	Totals.
	\$	\$	\$	\$	\$	\$	\$	\$
1874.....	395,935	103,291	16,657	515,883	.....	.....	.....	.....
1875.....	457,695	121,435	7,208	586,338	.....	.....	.....	.....
1876.....	307,741	161,127	10,276	479,144	.....	.....	.....	.....
1877.....	232,458	224,152	8,308	464,918	10,234	31,178	39	41,451
1878.....	247,012	225,637	10,522	483,171	7,746	31,990	501	40,237
1879.....	128,507	190,668	7,300	326,475	12,035	45,731	86	57,852
1880.....	36,950	27,715	4,668	69,333	12,459	75,169	354	87,982
1881.....	43,638	47,720	8,861	100,219	17,306	105,838	1,097	124,241
1882.....	51,318	59,783	8,319	119,420	15,910	96,379	1,489	113,778
1883.....	49,174	44,055	10,545	103,774	21,991	104,103	1,791	127,885
1884.....	24,675	23,309	5,470	53,454	19,083	120,131	1,470	140,684
1885.....	Not separately stated subsequent to 1884				22,564	78,204	1,566	102,334
1886.....					19,792	98,969	2,735	121,496
1887.....					23,352	110,344	2,833	136,529
1888.....					30,335	155,912	6,786	193,033
1889.....					66,323	151,930	3,617	221,870
1890.....					57,433	244,022	2,908	304,363
1891.....					51,758	238,282	16,793	306,833
1892.....					42,680	145,212	2,127	190,019
1893.....					44,351	104,502	2,138	150,991
1894.....					45,623	96,387	2,526	144,536
1895.....					44,973	90,667	2,125	137,765
1896.....					48,730	94,277	2,812	145,819
1897.....					35,465	77,689	3,764	116,918
1898.....					31,397	77,651	3,867	112,915
1899.....					48,470	105,407	1,929	158,806
1900.....					46,341	132,153	2,590	181,084
1901.....					50,558	129,762	2,477	182,797
1902.....					53,955	183,441	2,643	240,039
1903.....					63,067	181,751	3,850	248,668
1904.....					102,361	208,026	11,348	321,735
1905.....					115,053	252,327	10,247	377,627
1906.....					104,361	335,416	6,579	446,356
1907 (9 mos.) ...					79,517	313,423	8,111	401,051

## SESSIONAL PAPER No. 10

for Consumption in Canada (both Dutiable and Free) during each Fiscal Year inclusive, &c.—*Continued.*

MANUFACTURES OF.				SUGAR, MOLASSES, &C.				FISCAL YEARS.
Free.				Dutiable. (For Free see page 388.)				
Great Britain.	United States.	Other Countries.	Totals.	Great Britain.	United States.	Other Countries.	Totals.	
\$	\$	\$	\$	\$	\$	\$	\$	
20,435	125,573	1,670	147,678	1,374,582	2,268,400	2,484,646	6,127,628	.....1874
16,577	146,709	1,956	165,242	1,785,815	1,765,665	2,367,185	5,918,665	.....1875
14,218	129,452	2,847	146,517	1,479,599	2,599,583	1,930,611	6,009,793	.....1876
11,970	115,029	1,432	128,431	2,621,377	2,253,884	1,230,299	6,105,560	.....1877
11,388	117,555	5,955	134,898	2,765,901	3,344,518	1,016,532	7,126,951	.....1878
4,927	58,375	3,908	67,210	1,382,318	4,003,999	1,123,386	6,509,703	.....1879
3,071	27,678	.....	28,749	682,377	677,054	3,227,040	4,586,471	.....1880
2,584	22,197	3,905	28,686	786,955	623,388	4,663,807	6,074,150	.....1881
3,381	40,283	3,274	46,898	163,453	619,999	5,199,207	5,982,659	.....1882
6,538	38,186	6,085	50,809	268,366	372,407	5,803,093	6,443,866	.....1883
710	31,858	4,393	36,961	395,364	460,160	5,776,976	6,632,500	.....1884
991	24,232	3,727	28,950	179,326	265,839	5,494,716	5,939,881	.....1885
1,132	28,388	3,337	32,857	71,444	440,812	4,795,503	5,307,759	.....1886
1,471	31,412	2,857	35,740	65,459	497,444	5,010,725	5,573,628	.....1887
4,729	34,966	3,706	43,401	118,417	868,509	5,074,259	6,061,185	.....1888
887	46,553	5,108	52,548	102,753	506,294	6,293,790	6,902,837	.....1889
2,833	38,605	3,587	44,425	271,564	857,262	5,323,808	6,452,634	.....1890
679	26,317	1,737	28,733	111,743	420,781	5,580,927	6,113,451	.....1891
1,329	28,943	6,047	36,319	74,578	557,993	886,896	1,519,467	.....1892
957	33,083	7,415	41,455	51,358	185,688	753,794	990,840	.....1893
3,694	35,479	5,959	45,132	36,437	228,278	793,619	1,058,334	.....1894
5,218	26,173	2,602	33,993	63,217	300,092	1,469,049	1,832,358	.....1895
2,175	27,818	4,084	34,077	95,579	595,622	5,093,389	5,784,590	.....1896
1,896	31,984	4,326	38,206	56,859	975,492	7,393,523	8,425,874	.....1897
2,896	51,097	6,825	60,818	200,665	738,364	4,666,762	5,605,791	.....1898
1,199	46,190	5,310	52,699	233,399	862,240	5,700,166	6,795,805	.....1899
855	55,626	2,461	58,942	163,251	1,708,338	6,731,532	8,603,121	.....1900
2,786	49,537	7,904	60,227	643,185	988,538	7,684,460	9,316,183	.....1901
2,734	66,881	7,956	77,575	330,317	950,259	7,581,595	8,862,171	.....1902
5,138	120,147	586	125,871	185,905	428,449	7,343,236	7,957,590	.....1903
3,630	109,390	21,462	134,482	370,468	395,424	7,949,887	8,715,779	.....1904
4,276	105,024	12,997	122,297	593,756	371,331	8,263,762	9,228,849	.....1905
46,847	166,635	16,451	229,933	1,041,070	267,095	9,642,330	10,950,495	.....1906
35,008	221,200	7,519	263,727	838,626	215,108	5,904,421	6,958,155	....(9 mos.) 1907

7-8 EDWARD VII., A. 1908

No. 17.—STATEMENT of the Values of the Principal and Other Articles entered  
1874 to 1907,

FISCAL YEARS.	SUGAR, MOLASSES, &C.				TAR AND PITCH			
	Free. (For Dutiable see page 387.)				Dutiable.			
	Great Britain.	United States.	Other Countries.	Totals.	Great Britain.	United States.	Other Countries.	Totals.
	\$	\$	\$	\$	\$	\$	\$	\$
1874.....								
1875.....								
1876.....								
1877.....								
1878.....								
1879.....					457	5,385		5,842
1880.....					4,153	13,434	5	17,592
1881.....					546	21,797		22,343
1882.....					776	25,929	6	26,711
1883.....					846	35,107	9	35,962
1884.....					513	27,160		27,673
1885.....					345	21,778	12	22,135
1886.....					1,016	26,896		27,912
1887.....					2,364	26,399		28,763
1888.....					3,648	32,995		36,643
1889.....					5,812	25,983		31,795
1890.....					3,745	15,600		19,345
1891.....			252,779	252,779	25,130	10,584	7	35,721
1892.....		32,764	8,498,332	8,531,096	23,460	11,007	4	34,471
1893.....		341,300	6,287,189	6,628,489	12,134	9,798		21,932
1894.....		1,217,000	7,165,250	8,382,250	10,479	6,750		17,229
1895.....	15,830	1,205,209	5,482,359	6,703,398				
1896.....		30,680	237,242	267,922				
1897.....		34	134,916	134,950				
1898.....		28		28				
1899.....		11		11				
1900.....		659	1,270	1,929				
1901.....		349		349				
1902.....		360		360				
1903.....		314		314				
1904.....		3,622	148,851	152,473				
1905.....	532	8,297	679,176	688,005				
1906.....		5,881	779,736	785,617				
1907 (9 mos.)....		3,633	335,936	339,569				



## SESSIONAL PAPER No. 10

for Consumption in Canada (both Dutiable and Free) during each Fiscal Year inclusive, &c.—*Continued.*

(COAL AND PINE).				TEA.				FISCAL YEARS.
Free.				Dutiable. (For Free see page 390.)				
Great Britain.	United States.	Other Countries.	Totals.	Great Britain.	United States.	Other Countries.	Totals.	
\$	\$	\$	\$	\$	\$	\$	\$	
4,473	75,667	36	80,176	298,526	519,689	162,423	980,638	.....1874
4,445	57,734	87	62,266	1,550,811	1,273,578	656,318	3,480,707	.....1875
3,766	38,642	.....	42,408	1,467,072	1,819,543	943,154	4,229,769	.....1876
3,021	42,846	18	45,885	1,380,806	1,734,652	399,220	3,514,678	.....1877
2,877	54,621	120	57,618	1,044,160	1,250,180	303,507	2,597,847	.....1878
1,010	28,719	.....	29,729	1,090,750	1,596,874	323,757	3,011,381	.....1879
802	27,408	.....	28,210	1,296,883	608,549	845,028	2,750,460	.....1880
1,195	17,440	.....	18,635	1,419,494	900,026	1,266,453	3,585,973	.....1881
1,259	21,080	.....	22,339	626,905	877,118	408,147	1,912,170	.....1882
730	21,313	4	22,047	.....	630,388	.....	630,388	.....1883
2,247	17,929	.....	20,176	.....	275,196	.....	275,196	.....1884
1,004	14,729	.....	15,733	.....	334,356	.....	334,356	.....1885
1,142	9,360	.....	10,502	.....	347,759	.....	347,759	.....1886
1,407	12,902	.....	14,309	.....	88,011	.....	88,011	.....1887
565	19,905	.....	20,470	.....	114,191	.....	114,191	.....1888
156	12,546	.....	12,702	.....	71,973	.....	71,973	.....1889
187	11,351	.....	11,538	.....	122,275	.....	122,275	.....1890
3,132	16,308	3	19,443	.....	161,123	.....	161,123	.....1891
1,171	10,563	3,042	14,776	.....	82,599	.....	82,599	.....1892
4,086	9,925	.....	14,011	.....	88,611	.....	88,611	.....1893
5,055	11,917	2,031	19,003	58,725	115,356	1,917	175,998	.....1894
33,899	18,100	98	52,097	10,223	51,073	31	61,327	.....1895
24,947	21,439	4	46,390	3,972	32,714	191	36,877	.....1896
30,466	21,911	.....	52,377	2,141	39,394	455	41,990	.....1897
31,934	22,928	.....	54,862	1,583	58,957	450	60,990	.....1898
41,521	30,437	.....	71,958	1,636	142,216	22	143,874	.....1899
48,598	62,141	59	110,798	904	38,660	60	39,624	.....1900
31,704	73,980	.....	105,684	2,554	20,752	310	23,616	.....1901
28,722	96,478	5	125,205	1,079	38,394	506	39,979	.....1902
41,360	60,111	195	101,666	2,660	53,968	1,234	57,862	.....1903
38,434	118,281	.....	156,715	5,729	39,832	362	45,923	.....1904
31,337	141,810	92	173,239	212	15,815	348	16,375	.....1905
24,414	144,246	.....	168,660	1,788	25,452	33	27,273	.....1906
22,422	108,298	8	130,728	224	28,608	74	28,906	.....(9 mos.) 1907

7-8 EDWARD VII., A. 1908

No. 17.—STATEMENT of the Values of the Principal and Other Articles entered  
1874 to 1907,

FISCAL YEARS.	TEA.				TOBACCO AND			
	Free. (For Dutiable see page 389.)				Dutiable.			
	Great Britain.	United States.	Other Countries.	Totals.	Great Britain.	United States.	Other Countries.	Totals.
	\$	\$	\$	\$	\$	\$	\$	\$
1874 .....	1,418,267	12	1,055,921	2,474,200	61,223	250,746	443,438	755,407
1875 .....					29,770	273,610	165,951	469,331
1876 .....					35,258	294,482	160,332	490,072
1877 .....					20,967	193,797	101,567	316,331
1878 .....					26,047	229,159	77,746	332,952
1879 .....					33,114	266,612	115,808	415,534
1880 .....					11,978	122,838	89,879	224,695
1881 .....					22,382	138,807	105,646	266,835
1882 .....	1,024,170		904,137	1,928,307	20,795	185,521	202,582	408,898
1883 .....	1,696,330		1,242,221	2,938,551	24,804	171,193	217,698	413,695
1884 .....	1,693,837		1,213,163	2,907,000	18,659	139,600	259,460	417,719
1885 .....	1,843,512		1,395,462	3,238,974	18,798	137,204	238,714	394,716
1886 .....	1,913,869		1,967,865	3,881,734	25,847	114,494	261,109	401,450
1887 .....	1,305,440		2,029,379	3,334,819	15,339	123,866	260,657	399,862
1888 .....	1,218,498		1,722,017	2,940,515	5,863	76,683	147,808	230,354
1889 .....	1,443,482		1,491,200	2,934,682	11,089	87,606	177,768	276,463
1890 .....	1,374,725		1,576,643	2,951,368	11,894	75,905	210,407	298,206
1891 .....	1,327,657		1,492,635	2,820,292	9,350	74,583	240,824	324,757
1892 .....	1,263,968		2,304,373	3,568,341	9,098	65,085	196,478	270,661
1893 .....	1,310,906		1,575,935	2,886,841	7,587	51,411	231,807	290,805
1894 .....	1,016,691	1,657	1,845,591	2,863,939	7,564	50,790	221,957	280,311
1895 .....	1,041,627		2,012,071	3,053,698	8,422	34,584	213,438	256,444
1896 .....	944,025		2,271,231	3,215,256	12,285	37,773	208,639	258,697
1897 .....	1,136,536		2,131,832	3,268,368	20,244	31,279	231,156	282,679
1898 .....	665,649	17	1,994,533	2,660,199	30,579	498,131	154,981	683,791
1899 .....	786,737		2,581,117	3,367,854	47,820	69,481	168,835	286,136
1900 .....	747,432		2,816,971	3,564,403	61,040	98,232	237,417	396,689
1901 .....	685,445		2,467,734	3,153,179	71,356	72,395	290,399	434,150
1902 .....	842,641		2,057,777	2,900,418	95,228	94,613	275,205	465,046
1903 .....	946,138		2,460,739	3,406,877	114,186	108,090	282,751	505,027
1904 .....	944,143		3,706,376	4,650,519	134,719	118,997	314,738	568,454
1905 .....	833,629		2,820,936	3,654,565	104,779	141,182	356,231	602,192
1906 .....	1,008,515		2,629,993	3,638,508	124,612	173,734	416,933	715,329
1907 (9 mos.)...	900,161		2,256,926	3,157,087	122,425	175,058	390,558	688,041

## SESSIONAL PAPER No. 10

for Consumption in Canada (both Dutiable and Free) during each Fiscal Year inclusive, &c.—*Continued.*

MANUFACTURES OF.				TOBACCO PIPES, PIPE MOUNTS, ETC.				FISCAL YEARS.
Free.				Dutiable.				
Great Britain.	United States.	Other Countries.	Totals.	Great Britain.	United States.	Other Countries.	Totals.	
£	£	£	£	£	£	£	£	
613	958,067	9,933	968,613	21,972	3,433	15,138	40,543	.....1874
107	1,151,884	2,058	1,154,049	17,765	4,057	18,138	39,960	.....1875
206	898,047	3,433	901,686	11,823	6,912	10,300	29,035	.....1876
3,797	898,031	669	902,497	15,690	10,002	20,861	46,553	.....1877
2,872	708,041	216	711,129	24,003	8,990	25,625	58,618	.....1878
329	718,562	2,194	721,085	22,984	4,798	21,323	49,105	.....1879
.....	804,321	775	805,096	21,401	6,517	22,740	50,658	.....1880
97	911,963	1,740	913,800	54,119	6,384	56,704	117,207	.....1881
608	1,215,727	1,203	1,217,538	69,375	15,979	72,557	157,911	.....1882
.....	1,111,270	8,711	1,119,981	66,206	19,526	84,222	169,954	.....1883
.....	1,674,925	33,147	1,708,072	39,566	14,491	49,927	103,984	.....1884
.....	1,423,986	4,963	1,428,949	13,924	3,151	11,310	28,385	.....1885
.....	1,604,544	11,617	1,616,161	44,009	11,269	57,996	113,274	.....1886
20	1,270,575	34,981	1,305,576	41,480	13,899	75,040	130,419	.....1887
.....	1,464,880	21,805	1,486,685	27,474	10,320	84,820	122,614	.....1888
.....	1,225,677	44,283	1,269,960	20,447	13,437	89,045	122,929	.....1889
.....	1,316,718	28,062	1,344,780	24,634	11,790	97,513	133,937	.....1890
293	1,522,014	127,751	1,650,058	31,733	12,480	74,938	119,151	.....1891
.....	1,689,147	27,726	1,716,873	38,627	12,476	113,383	164,486	.....1892
546	1,616,201	100,748	1,717,495	38,478	13,227	117,169	168,874	.....1893
.....	1,665,044	88,948	1,753,992	58,976	11,248	109,130	179,354	.....1894
5,578	1,324,149	33,258	1,362,985	25,646	9,324	98,462	133,432	.....1895
517	1,303,374	43,486	1,347,377	27,572	8,078	85,744	121,394	.....1896
2,032	2,030,568	20,241	2,052,841	31,038	10,743	97,816	139,597	.....1897
.....	1,224	.....	1,224	27,740	19,833	101,583	149,156	.....1898
1,056	1,878,725	4,659	1,884,440	57,280	22,124	125,640	205,044	.....1899
.....	1,500,672	7,438	1,508,110	69,423	20,360	125,940	215,723	.....1900
1,708	1,720,589	2,329	1,724,626	91,439	18,565	182,080	292,084	.....1901
1,263	1,919,916	27,179	1,948,358	127,679	27,410	148,322	303,411	.....1902
79,950	2,241,297	41,290	2,362,537	160,464	34,667	169,332	364,463	.....1903
2,938	2,351,072	84,193	2,438,203	224,041	36,850	172,626	433,517	.....1904
1,173	2,329,026	47,013	2,377,212	217,444	30,116	167,238	414,798	.....1905
1,947	2,633,590	74,556	2,710,093	251,942	36,854	151,501	440,297	.....1906
2,349	2,716,344	130,239	2,848,972	204,318	34,686	106,645	345,649	.....(9 mos.) 1907

7-8 EDWARD VII., A. 1908

No. 17.—STATEMENT of the Values of the Principal and Other Articles entered  
1874 to 1907,

FISCAL YEARS.	TRUNKS, POCKET BOOKS, VALISES, ETC.				TURPENTINE,			
	Dutiable.				Dutiable.			
	Great Britain.	United States.	Other Countries.	Totals.	Great Britain.	United States.	Other Countries.	Totals.
	\$	\$	\$	\$	\$	\$	\$	\$
1874 .....					1,015	113,345		114,360
1875 .....					337	96,456		96,793
1876 .....	Not separately stated prior to 1879.				502	74,620		75,122
1877 .....					423	82,046		82,469
1878 .....					1,116	97,394		98,510
1879 .....					84	80,031		80,115
1880 .....	80	1,736		1,816	101	100,200	75	100,376
1881 .....	3,711	31,388	84	35,183	54	102,675		102,729
1882 .....	9,754	33,530	571	43,855	23	166,658	11	166,692
1883 .....	14,546	34,562	827	49,935	35	203,757		203,792
1884 .....	19,991	35,218	2,732	57,941				
1885 .....	31,573	61,066	14,664	107,303	18,786	135,178	2	153,966
1886 .....	25,004	56,596	11,857	93,457	447	116,021		116,468
1887 .....	23,177	49,634	7,630	80,441	17	145,225		145,242
1888 .....	29,094	63,088	22,405	114,587	12	172,990		173,002
1889 .....	21,239	49,816	21,088	92,143	42	179,282		179,324
1890 .....	22,320	45,141	21,012	88,473	63	194,738		194,801
1891 .....	17,217	39,838	22,459	79,514	3,656	217,997		221,653
1892 .....	17,002	38,779	21,730	77,511	65	201,864		201,929
1893 .....	13,682	34,058	21,292	69,032	79	201,795		201,874
1894 .....	13,844	43,522	22,294	79,660	4	164,702	149	164,855
1895 .....	14,833	41,783	23,005	79,621	18	160,408	2	160,428
1896 .....	17,697	45,983	20,512	84,192	29	156,469	988	157,486
1897 .....	16,817	58,730	16,445	91,992	33	162,315		162,348
1898 .....	17,787	56,639	19,078	93,504	16	153,465	2	153,483
1899 .....	12,873	59,463	22,791	95,127	9,173	202,027	16	211,216
1900 .....	14,064	81,482	28,573	124,119	29	229,254		229,283
1901 .....	16,705	87,824	26,224	130,753	15	359,794	3	359,812
1902 .....	25,734	90,117	31,557	147,408	240	308,251	4	308,495
1903 .....	35,324	130,104	31,573	197,001	6	311,767		311,773
1904 .....	29,139	186,049	48,556	263,744	2,350	434,708		437,058
1905 .....	45,946	169,318	57,467	272,73	2,910	420,340		423,250
1906 .....	45,787	203,756	46,784	296,327	3,469	456,443		459,912
1907 .....	58,634	208,397	38,219	305,250	5,314	597,730		603,044
1907 (9 mos.)....	52,568	146,411	36,252	235,231	841	294,359		295,200

## SESSIONAL PAPER No. 10

for Consumption in Canada (both Dutiable and Free) during each Fiscal Year inclusive, &c.—*Continued.*

SPIRITS OF				UMBRELLAS, PARASOLS, ETC.				FISCAL YEARS
Free.				Dutiable.				
Great Britain.	United States.	Other Countries.	Totals.	Great Britain.	United States	Other Countries.	Totals.	
\$	\$	\$	\$	\$	\$	\$	\$	
				146,226	745		146,971	1874
				212,524	1,102	601	214,227	1875
				119,129	826	281	120,236	1876
				210,608	3,382	225	214,215	1877
				185,179	5,988	494	191,661	1878
				138,922	1,216		140,138	1879
				138,287	959	492	139,738	1880
				283,580	6,799	496	290,875	1881
				443,595	4,358	1,211	449,164	1882
				363,157	3,485	212	366,854	1883
				254,681	3,358	121	258,160	1884
				280,324	5,991	783	287,098	1885
				287,007	3,944	1,797	292,748	1886
				359,708	1,401	1,352	362,461	1887
				287,515	3,262	536	291,313	1888
				301,387	1,232	1,027	303,646	1889
				319,238	5,342	5,201	329,781	1890
				285,920	5,364	5,212	296,496	1891
				261,823	3,895	4,549	270,267	1892
				284,174	3,068	5,137	292,379	1893
				199,124	3,976	3,174	206,274	1894
				184,009	3,916	6,273	194,198	1895
				154,377	4,404	10,329	169,110	1896
				101,736	3,891	6,102	111,729	1897
				107,084	3,904	5,919	116,907	1898
				120,550	6,467	4,228	131,245	1899
				100,230	5,301	3,114	108,645	1900
				67,183	8,297	5,185	80,665	1901
				60,587	8,837	2,602	72,026	1902
				50,297	9,037	2,463	61,797	1903
				47,670	7,093	1,286	56,049	1904
				43,839	9,196	968	54,003	1905
				42,098	9,166	1,910	53,174	1906
				44,029	8,711	773	53,513	(9 mos-) 1907



7-8 EDWARD VII., A. 1908

No. 17.—STATEMENT of the Values of the Principal and Other Articles entered  
1874 to 1907,

FISCAL YEARS.	VARNISH.							
	Dutiable.				Free.			
	Great Britain.	United States.	Other Countries.	Totals.	Great Britain.	United States.	Other Countries.	Totals.
	\$	\$	\$	\$	\$	\$	\$	\$
1874.....	22,015	86,740	34	108,789	395	888		1,283
1875.....	18,751	77,534	89	96,374				
1876.....	20,783	56,704	39	77,526				
1877.....	15,435	66,051	6	81,492				
1878.....	13,844	69,954	200	83,998				
1879.....	13,442	66,373	612	80,427	81	305		386
1880.....	11,654	31,790	389	43,833	601	898		1,499
1881.....	15,936	45,546	290	61,772	366	1,232	174	1,772
1882.....	23,850	60,509	105	84,464	228	1,522		1,750
1883.....	40,296	61,146	305	101,747	50	1,496		1,546
1884.....	24,692	62,602	376	87,670	374	884		1,258
1885.....	23,164	48,187	369	71,720	80	952		1,032
1886.....	20,876	77,459	158	98,493		231		231
1887.....	25,053	87,768	310	113,131	63	755		818
1888.....	26,005	61,372	754	88,131	2	898		900
1889.....	22,904	56,710	1,697	81,311	13	665	13	691
1890.....	27,241	59,425	1,215	87,881	89	703		792
1891.....	24,018	44,115	333	68,466	68	590		658
1892.....	27,327	49,426	683	77,436		816		816
1893.....	29,826	42,246	733	72,805	226	335		561
1894.....	35,307	38,242	273	73,822	103	295		398
1895.....	29,027	35,936	406	65,369	364	396		760
1896.....	35,789	40,884	236	76,909	164	460		624
1897.....	24,910	35,457	354	60,721	175	374		549
1898.....	23,550	50,495	246	74,291	154	154		308
1899.....	31,039	54,382	144	85,565	48	237		285
1900.....	25,587	59,313	281	85,181	127	294		421
1901.....	36,166	80,755	203	117,124	25	326		351
1902.....	34,671	102,252	617	137,540	93	570		663
1903.....	34,709	108,544	423	143,676	116	736		852
1904.....	33,612	94,839	387	128,838	40	765		805
1905.....	45,175	102,597	310	148,082	341	99		440
1906.....	58,182	109,784	379	168,345	93	475		568
1907 (9 mos.)....	30,844	74,545	470	105,859	18	128		146

## SESSIONAL PAPER No. 10

for Consumption in Canada (both Dutiable and Free) during each Fiscal Year inclusive, &c.—*Continued.*

## VEGETABLES.

Dutiable.				Free.				FISCAL YEARS.
Great Britain.	United States.	Other Countries.	Totals.	Great Britain.	United States.	Other Countries.	Totals.	
\$	\$	\$	\$	\$	\$	\$	\$	
688	58,674	3,564	62,926			470	470	1874
409	84,978	3,995	89,382			231	231	1875
2,928	83,262	2,345	88,535			15	15	1876
3,405	66,100	1,614	71,119			9	9	1877
789	79,032	4,036	83,857			10	10	1878
784	75,681	1,327	77,792			6	6	1879
2,993	93,365	6,394	102,752					1880
3,996	82,442	14,170	100,608					1881
7,675	108,449	11,061	127,185					1882
6,786	154,650	20,134	181,570					1883
5,426	208,880	17,023	231,329					1884
10,672	145,646	16,972	173,290					1885
7,233	150,612	16,578	174,423					1886
8,366	173,652	19,666	201,684					1887
14,957	153,361	19,204	187,522		2,553		2,553	1888
6,536	145,448	29,260	181,244		23,213	9	23,222	1889
13,888	193,328	35,547	242,763		26,732	29	26,761	1890
13,782	184,653	31,359	229,794					1891
10,562	189,862	38,675	239,099					1892
10,217	178,545	31,869	220,631					1893
12,603	194,941	25,896	233,440					1894
11,494	160,691	38,610	210,795					1895
12,931	169,889	36,863	219,683					1896
19,063	171,846	30,172	221,081					1897
23,655	232,454	33,188	289,297					1898
16,434	275,318	43,434	335,186					1899
19,705	329,925	52,800	402,430					1900
31,081	370,419	39,639	441,139					1901
33,790	333,496	50,121	417,407					1902
31,320	600,185	72,918	704,423					1903
94,275	516,089	84,043	694,407					1904
73,984	804,208	87,939	966,131					1905
55,697	626,466	104,331	786,494					1906
38,749	380,343	96,859	515,951					(9 mos.) 1067

7-8 EDWARD VII., A. 1908

No. 17.—STATEMENT of the Values of the Principal and Other Articles entered  
1874 to 1907,

FISCAL YEARS.	WATCHES.				WEBBING.			
	Dutiable.				Dutiable.			
	Great Britain.	United States.	Other Countries.	Totals.	Great Britain.	United States.	Other Countries.	Totals.
	\$	\$	\$	\$	\$	\$	\$	\$
1874	Not separately stated prior to 1877.							
1875								
1876								
1877								
1878								
1879	18,125	47,315	62,116	127,556	Not separately stated prior to 1890.			
1880	24,625	58,414	52,843	135,882				
1881	15,162	73,256	70,088	158,506				
1882	9,358	61,877	45,732	116,967				
1883	14,765	104,486	117,801	237,052				
1884	25,113	196,739	192,188	414,040	Not separately stated prior to 1890.			
1885	25,565	288,920	231,943	546,428				
1886	24,222	375,380	185,026	584,628				
1887	18,950	384,745	99,439	503,134				
1888	16,253	278,636	89,333	384,222				
1889	37,398	291,441	114,546	443,385				
1890	14,481	417,831	125,754	558,066				
1891	18,878	462,263	93,272	574,413				
1892	11,023	511,729	129,576	652,328	1,575	4,536	322	6,433
1893	6,073	400,141	100,699	506,913	51,211	52,782	9,080	113,073
1894	10,429	306,720	80,394	397,543	56,992	59,298	4,725	121,015
1895	11,654	308,190	82,961	402,805	68,189	55,204	6,200	129,593
1896	6,624	257,340	73,117	347,081	61,441	46,179	6,086	113,706
1897	4,317	219,592	56,990	280,899	42,855	42,406	17,557	102,818
1898	6,738	246,353	46,288	299,379	33,530	32,563	7,327	68,420
1899	5,997	418,380	33,607	457,984	26,722	50,301	9,361	86,384
1900	6,636	392,321	51,823	450,780	44,383	73,531	12,555	130,469
1901	13,947	348,259	65,649	427,255	44,420	68,954	9,569	122,943
1902	8,784	406,633	84,601	500,018	49,398	78,697	9,626	137,721
1903	10,541	511,019	102,385	623,945	54,411	82,773	2,618	139,802
1904	12,618	575,852	154,286	742,756	45,680	106,881	3,687	156,248
1905	22,412	700,460	149,753	872,625	47,991	110,896	5,349	164,239
1906	22,382	701,956	219,667	944,005	65,866	132,791	3,604	202,261
1907	23,767	656,034	216,903	896,704	69,970	110,830	2,784	183,584
(9 mos.)	26,602	695,714	213,072	935,388	64,226	134,710	4,650	203,586
	23,856	617,952	169,680	811,488	55,249	118,547	5,476	179,272

## SESSIONAL PAPER No. 10

for Consumption in Canada (both Dutiable and Free) during each Fiscal Year inclusive, &c.—*Continued.*

WOOD AND MANUFACTURES OF.								FISCAL YEARS.
Dutiable.				Free.				
Great Britain.	United States.	Other Countries.	Totals.	Great Britain.	United States.	Other Countries.	Totals.	
\$	\$	\$	\$	\$	\$	\$	\$	
30,450	911,211	35,476	977,137	23,965	1,398,870	12,600	1,435,435	1874
34,472	886,352	31,504	952,328	9,823	856,859	5,286	871,968	1875
28,885	739,307	34,733	802,925	4,386	674,795	17,179	696,360	1876
27,236	851,983	32,450	911,669	4,590	867,599	4,948	877,137	1877
24,764	826,200	27,812	878,776	8,239	896,986	9,056	914,281	1878
36,597	672,908	36,452	745,957	691	585,627	7,735	594,053	1879
45,719	483,663	39,029	568,411	980	431,893	12,946	445,729	1880
56,671	852,136	62,409	971,216	4,403	681,558	7,591	693,552	1881
78,168	1,401,896	59,121	1,539,185	3,436	1,330,868	20,155	1,354,459	1882
90,046	2,107,976	77,823	2,275,845	5,872	1,494,265	6,626	1,506,763	1883
82,458	1,060,947	70,165	1,213,570	2,417	1,303,984	12,257	1,318,658	1884
110,855	756,703	109,886	977,444	1,738	1,171,889	730	1,174,357	1885
75,479	894,937	69,441	1,039,860	10,745	899,622	364	910,731	1886
79,536	991,513	72,826	1,143,875	7,154	929,843	2,161	939,158	1887
63,741	1,129,283	79,275	1,272,299	7,880	917,962	14,069	939,911	1888
59,911	1,342,811	58,708	1,461,430	9,848	984,956	3,236	998,040	1889
73,726	1,428,764	72,156	1,574,646	3,563	1,196,496	17,382	1,217,441	1890
100,323	1,131,116	64,961	1,296,400	4,162	1,768,811	29,482	1,802,455	1891
114,264	1,031,412	71,422	1,217,098	2,245	1,110,427	18,078	1,130,750	1892
110,912	982,718	74,412	1,168,042	4,693	1,132,159	9,371	1,146,223	1893
87,128	827,463	79,149	993,740	3,409	1,647,115	15,791	1,666,315	1894
85,010	675,723	77,543	838,276	1,361	1,653,372	10,496	1,665,229	1895
89,774	764,869	77,934	932,577	2,045	1,958,343	8,655	1,969,043	1896
70,286	803,159	71,276	949,721	11,677	2,036,576	1,930	2,050,183	1897
53,090	824,318	75,222	952,630	5,847	2,535,786	1,945	2,543,578	1898
51,982	983,738	105,116	1,140,836	1,177	2,919,433	8,998	2,929,608	1899
76,781	1,200,025	95,598	1,372,404	10,664	3,606,549	6,826	3,624,039	1900
74,425	1,229,065	123,967	1,427,457	15,528	3,481,338	12,749	3,509,615	1901
60,038	1,404,947	152,170	1,617,155	7,631	4,248,462	18,116	4,274,209	1902
101,900	1,674,914	145,595	1,922,409	13,517	5,023,038	27,506	5,064,061	1903
81,243	2,199,223	145,373	2,425,839	22,705	6,911,028	33,281	6,967,014	1904
105,008	2,251,091	165,582	2,521,681	16,063	5,953,146	45,798	6,015,007	1905
106,563	2,310,836	204,336	2,621,735	31,292	5,939,059	45,238	6,015,589	1906
98,607	1,898,242	162,953	2,159,802	14,584	5,744,823	63,562	5,822,969	(9 mos.) 1907

No. 17.—STATEMENT of the Values of the Principal and Other Articles entered  
1874 to 1907,

FISCAL YEARS.	WOOL AND MANUFACTURES OF.							
	Dutiable.				Free.			
	Great Britain.	United States.	Other Countries.	Totals.	Great Britain.	United States.	Other Countries.	Totals.
	\$	\$	\$	\$	\$	\$	\$	\$
1874 .....	12,798,249	308,486	116,927	13,223,662	280,171	508,514	167,872	956,557
1875 .....	13,064,562	313,171	161,747	13,539,480	180,089	815,112	380,964	1,376,165
1876 .....	8,196,799	349,058	133,902	8,679,759	26,814	394,814	285,945	707,573
1877 .....	8,378,323	510,011	107,668	8,996,002	106,208	693,174	97,394	896,776
1878 .....	8,081,257	409,024	127,081	8,617,362	42,003	1,019,973	45,019	1,106,995
1879 .....	6,637,314	293,221	132,953	7,063,488	9,990	697,090	131,235	841,315
1880 .....	6,013,401	184,607	98,691	6,296,699	565,674	963,486	153,601	1,684,761
1881 .....	8,264,543	260,487	216,994	8,742,024	362,586	1,097,651	138,640	1,598,877
1882 .....	9,648,952	209,375	319,377	10,177,704	513,974	1,108,026	221,857	1,843,857
1883 .....	9,702,894	165,391	244,307	10,112,592	902,102	1,028,348	123,657	2,054,107
1884 .....	8,069,954	128,162	213,376	8,411,492	385,387	554,042	231,415	1,170,844
1885 .....	8,584,746	172,346	300,741	9,057,833	322,795	815,832	203,778	1,342,405
1886 .....	8,761,645	162,196	408,551	9,332,392	900,487	592,670	292,671	1,785,828
1887 .....	11,149,495	152,215	533,533	11,835,243	790,793	662,118	424,555	1,877,466
1888 .....	9,147,074	133,798	561,631	9,842,503	378,196	543,527	409,817	1,331,540
1889 .....	9,618,513	132,054	664,396	10,414,963	479,639	699,823	437,658	1,617,120
1890 .....	10,078,633	136,303	802,325	11,017,261	695,280	696,386	358,560	1,750,226
1891 .....	9,110,696	106,758	745,392	9,962,846	575,955	564,956	305,744	1,446,655
1892 .....	9,403,615	157,871	779,823	10,341,309	601,777	639,925	436,910	1,728,612
1893 .....	9,646,287	152,127	1,148,172	10,946,586	600,673	575,996	510,034	1,686,703
1894 .....	8,038,260	178,886	1,276,483	9,493,629	403,876	567,497	154,407	1,125,780
1895 .....	6,594,857	143,251	1,214,824	7,952,932	251,549	670,851	260,925	1,183,325
1896 .....	6,930,268	204,193	1,536,230	8,670,691	337,337	638,053	290,486	1,265,876
1897 .....	5,576,859	218,396	1,330,493	7,125,748	231,470	528,238	170,837	930,545
1898 .....	6,221,836	252,242	1,511,788	7,985,866	1,232,265	323,033	463,793	2,019,091
1899 .....	7,686,366	428,631	1,688,206	9,803,203	755,680	520,684	229,663	1,506,027
1900 .....	7,787,929	359,986	1,653,650	9,801,565	904,194	449,892	400,626	1,754,712
1901 .....	8,061,459	370,453	1,512,193	9,944,105	645,351	424,497	343,496	1,413,344
1902 .....	8,860,393	354,598	1,731,865	10,946,856	890,026	252,171	518,302	1,660,499
1903 .....	11,105,987	394,379	2,061,549	13,561,915	790,496	351,509	375,355	1,517,360
1904 .....	12,747,715	491,328	1,920,340	15,159,383	984,399	271,496	379,315	1,635,210
1905 .....	13,137,525	519,948	1,915,438	15,572,911	1,134,112	305,670	516,722	1,956,504
1906 .....	14,739,776	624,322	2,087,735	17,451,833	967,454	400,388	531,254	1,899,096
1907 (9 mos.)....	12,635,914	408,792	1,845,783	14,890,494	878,104	172,675	212,415	1,263,194



## SESSIONAL PAPER No. 10

for Consumption in Canada (both Dutiable and Free) during each Fiscal Year inclusive, &c.—*Continued.*

ALL OTHER ARTICLES, N.E.S.								FISCAL YEARS.
Dutiable.				Free.				
Great Britain.	United States.	Other Countries.	Totals.	Great Britain.	United States.	Other Countries.	Totals.	
\$	\$	\$	\$	\$	\$	\$	\$	
396,426	464,372	69,014	929,812	127,032	480,371	20,779	628,182	.....1874
378,519	507,375	97,523	983,417	245,041	205,290	36,690	487,021	.....1875
280,880	435,988	89,110	805,978	69,416	196,915	32,833	299,164	.....1876
243,193	427,030	30,417	700,640	65,091	158,409	17,624	241,124	.....1877
239,850	471,868	34,008	745,726	50,298	185,990	37,853	274,141	.....1878
412,751	540,065	42,407	995,223	57,036	125,113	22,255	204,404	.....1879
142,473	355,559	43,023	541,055	47,185	115,837	25,669	185,091	.....1880
329,649	473,640	49,118	852,407	45,603	161,840	22,869	230,312	.....1881
422,242	611,575	72,664	1,106,481	44,393	243,043	43,769	331,205	.....1882
463,313	678,727	77,704	1,219,744	59,814	307,813	51,798	419,425	.....1883
378,826	662,691	65,808	1,107,325	152,281	375,313	37,818	565,412	.....1884
379,094	620,189	67,119	1,066,402	169,269	271,741	49,920	490,930	.....1885
337,348	632,776	68,421	1,038,545	72,727	282,240	34,775	389,742	.....1886
341,444	670,497	94,122	1,106,063	72,076	242,628	70,109	384,813	.....1887
345,030	624,824	67,076	1,036,930	45,194	205,798	30,285	281,277	.....1888
293,713	679,216	85,262	1,058,185	101,373	237,631	55,258	394,262	.....1889
290,466	660,685	85,838	1,036,989	64,158	306,822	136,129	507,109	.....1890
324,336	766,429	107,431	1,198,196	56,125	259,918	64,378	380,421	.....1891
315,767	717,365	118,680	1,151,812	88,272	263,503	193,453	545,228	.....1892
331,981	699,886	91,029	1,122,896	80,406	378,700	68,266	527,372	.....1893
298,363	698,966	97,007	1,094,336	94,116	236,498	140,484	471,098	.....1894
363,218	711,181	121,344	1,195,743	79,504	201,697	106,000	387,201	.....1895
348,889	760,663	147,738	1,257,290	194,089	300,367	68,913	563,369	.....1896
356,364	766,937	148,560	1,271,861	137,948	299,546	43,640	481,134	.....1897
413,851	1,075,139	217,528	1,706,518	167,639	382,520	82,452	632,611	.....1898
553,844	1,299,106	256,346	2,109,296	184,416	508,000	96,366	788,782	.....1899
575,675	1,650,011	277,162	2,502,848	245,750	711,912	61,661	1,019,323	.....1900
600,292	1,931,683	424,768	3,046,743	137,281	867,866	99,732	1,104,879	.....1901
686,931	1,744,208	338,211	2,769,350	162,081	1,016,015	89,809	1,267,905	.....1902
631,687	1,490,906	310,185	2,432,778	167,462	1,134,553	100,728	1,402,743	.....1903
642,419	1,380,263	296,235	2,318,917	248,446	1,122,416	215,418	1,586,280	.....1904
721,650	1,976,995	423,862	3,122,507	295,709	1,369,110	151,967	1,816,786	.....1905
815,169	2,377,175	440,691	3,633,035	279,299	1,655,636	198,990	2,133,925	.....1906
671,233	2,027,455	362,017	3,060,705	552,792	1,478,521	170,667	2,201,980	....(9 mos.) 1907

7-8 EDWARD VII., A. 1908

No. 17.—STATEMENT of the Values of the Principal and Other Articles entered  
1874 to 1907,

FISCAL YEARS.	TOTAL IMPORTS—ENTERED FOR CONSUMPTION—(MERCHANDISE).							
	Dutiable.				Free.			
	Great Britain.	United States.	Other Countries.	Totals.	Great Britain.	United States.	Other Countries.	Totals.
	£	£	£	£	£	£	£	£
1874.....	47,794,745	21,097,531	7,340,254	76,232,530	13,629,662	30,609,375	2,709,320	46,948,357
1875.....	48,949,803	22,312,546	6,876,162	78,138,511	11,059,281	26,617,812	1,592,964	39,270,057
1876.....	32,385,482	21,334,613	6,518,202	60,238,297	8,093,771	22,765,267	1,415,772	32,274,810
1877.....	32,916,776	23,510,846	4,489,148	60,916,770	6,414,845	25,865,162	929,617	33,209,624
1878.....	32,139,783	23,464,504	4,168,752	59,773,039	5,112,986	24,538,371	971,455	30,622,812
1879.....	27,075,555	23,803,457	4,547,824	55,426,836	3,892,223	18,366,849	1,016,611	23,275,683
1880.....	28,038,118	19,566,567	6,578,282	54,182,967	5,726,321	8,627,216	1,364,038	15,717,575
1881.....	35,860,461	25,632,313	10,127,951	71,620,725	7,024,681	10,706,388	1,136,535	18,867,604
1882.....	41,459,730	32,941,061	11,356,642	85,757,433	8,896,538	14,111,874	2,379,339	25,387,751
1883.....	40,732,476	38,652,045	12,203,818	91,588,339	10,947,286	16,495,198	2,830,673	30,273,157
1884.....	32,828,307	35,796,697	11,385,494	80,010,498	9,096,814	13,989,191	2,876,475	25,962,480
1885.....	30,702,359	31,231,947	11,335,312	73,269,618	9,329,089	14,344,563	2,812,505	26,486,157
1886 .. .. .	30,385,797	29,659,876	10,613,146	70,658,819	8,647,209	13,158,775	3,527,334	25,333,318
1887.....	35,766,273	30,570,609	11,783,797	78,120,679	8,975,077	14,225,299	3,786,155	26,986,531
1888.....	30,848,116	27,097,680	11,700,028	69,645,824	8,319,528	19,342,616	3,363,660	31,025,804
1889.....	32,219,807	28,982,283	13,273,049	74,475,139	10,031,382	21,047,136	3,544,539	34,623,057
1890.....	33,267,721	30,575,397	13,263,168	77,106,286	10,009,288	20,790,264	3,776,735	34,576,287
1891.....	31,447,660	29,790,402	13,297,974	74,536,036	10,571,283	22,243,075	4,183,560	36,997,918
1892.....	30,831,809	29,505,550	8,823,378	69,160,737	10,231,902	22,236,582	13,531,192	45,999,676
1893.....	31,869,267	28,562,050	9,442,254	69,873,571	10,660,073	23,777,746	10,859,440	45,297,259
1894 .. . . .	27,493,160	25,823,636	9,462,386	62,779,182	9,542,803	24,922,455	11,826,471	46,291,729
1895... .. .	23,311,911	25,795,538	9,450,206	58,557,655	7,747,421	24,383,466	9,987,349	42,118,236
1896 .. . . .	24,366,179	29,101,646	13,771,934	67,239,759	8,458,326	24,427,744	5,235,332	38,121,402
1897.....	20,217,422	30,482,509	15,520,834	66,220,765	9,183,766	26,540,833	4,672,463	40,397,062
1898.....	22,556,479	38,063,960	14,004,649	74,625,088	9,486,932	36,760,963	5,434,129	51,682,074
1899.....	27,521,508	44,471,824	17,439,840	89,433,172	9,409,815	43,995,349	6,508,123	59,913,287
1900.....	31,561,756	53,897,561	18,887,478	104,346,795	12,718,227	48,182,616	7,259,240	68,160,083
1901 .. . . .	31,701,654	53,600,278	20,667,824	105,969,756	11,118,341	53,549,047	7,063,550	71,730,938
1902.....	35,062,564	60,181,808	23,413,124	118,657,496	13,960,162	54,562,888	9,299,644	77,822,694
1903.....	42,210,165	68,538,323	26,047,577	136,796,065	16,582,873	60,251,914	11,182,867	88,017,654
1904.....	44,939,829	77,543,780	26,425,967	148,909,576	16,784,787	65,466,798	12,428,858	94,680,443
1905 .. . . .	45,099,527	78,797,440	27,031,820	150,928,787	15,243,177	73,634,186	11,810,969	100,688,332
1906 .. . . .	52,615,725	89,540,776	30,889,608	173,046,109	16,568,190	79,257,600	14,410,305	110,236,095
1907 (9 mos.)....	48,750,741	78,969,028	24,345,760	152,065,529	15,664,674	69,629,033	12,378,638	97,672,345

## SESSIONAL PAPER No. 10

for Consumption in Canada (both Dutiable and Free) during each Fiscal Year inclusive, &c.—*Concluded.*

COIN AND BULLION.				TOTAL IMPORTS ENTERED FOR CONSUMPTION.				FISCAL YEARS.
Free.				Dutiable and Free.				
Great Britain.	United States.	Other Countries.	Totals.	Great Britain.	United States.	Other Countries.	Totals.	
£	£	£	£	£	£	£	£	
1,624,187	2,599,095	.....	4,223,282	63,048,594	54,306,001	10,049,574	127,404,169	1874
48,667	2,161,422	.....	2,210,089	60,057,751	51,091,780	8,469,126	119,618,657	1875
248,200	1,971,911	.....	2,220,111	40,727,453	46,071,791	7,933,974	94,733,218	1876
240,618	1,933,471	.....	2,174,089	39,572,239	51,309,479	5,418,765	96,300,483	1877
178,411	625,315	.....	803,726	37,431,180	48,628,190	5,140,207	91,199,577	1878
25,270	1,565,819	48,000	1,639,089	30,993,048	43,736,125	5,612,435	80,341,608	1879
696,785	1,153,165	31,857	1,881,807	34,461,224	29,346,948	7,974,177	71,782,349	1880
698,666	365,411	59,198	1,123,275	43,583,808	36,704,112	11,323,684	91,611,604	1881
241,073	1,236,117	26,553	1,503,743	50,597,341	48,289,052	13,762,534	112,648,927	1882
372,703	885,090	17,730	1,275,523	52,052,465	56,032,333	15,052,221	123,137,019	1883
1,492,894	706,938	7,834	2,207,666	43,418,015	50,492,826	14,269,803	108,180,644	1884
1,375,329	1,574,691	4,224	2,954,244	41,406,777	47,151,201	14,152,041	102,710,019	1885
1,568,193	2,039,388	2,976	3,610,557	40,601,199	44,858,039	14,143,456	99,602,694	1886
220,883	311,158	177	532,218	44,962,233	45,107,066	15,570,129	105,639,428	1887
131,077	2,041,552	2,843	2,175,472	39,298,721	48,481,848	15,066,531	102,847,100	1888
66,200	508,021	1,030	575,251	42,317,389	50,537,440	16,818,618	109,673,447	1889
113,232	926,312	43,467	1,083,011	43,390,241	52,291,973	17,083,370	112,765,584	1890
28,583	1,652,180	130,407	1,811,170	42,047,526	53,685,657	17,611,941	113,345,124	1891
284,724	1,395,440	138,366	1,818,530	41,348,435	53,137,572	22,492,936	116,978,943	1892
619,073	5,882,180	32,947	6,534,200	43,148,413	58,221,976	20,334,641	121,705,030	1893
1,681,304	2,288,009	53,759	4,023,072	38,717,267	53,034,100	21,342,616	113,093,983	1894
72,405	4,455,517	48,698	4,576,620	31,131,737	54,634,521	19,486,253	105,252,511	1895
155,237	5,044,634	26,448	5,226,319	32,979,742	58,574,024	19,033,714	110,587,480	1896
11,000	4,625,699	39,495	4,676,194	29,412,188	61,649,041	20,232,792	111,294,021	1897
457,456	3,880,667	52,721	4,390,844	32,500,917	78,705,590	19,491,499	130,698,006	1898
128,800	4,539,993	36,341	4,705,134	37,060,123	93,007,166	23,984,304	154,051,593	1899
509,747	7,764,201	23,490	8,297,438	44,789,730	109,844,378	26,170,208	180,804,316	1900
198,169	3,335,683	3,442	3,537,294	43,018,164	110,485,008	27,734,816	181,237,988	1901
191,036	6,062,354	58,015	6,311,405	49,213,762	120,807,050	32,770,783	202,791,595	1902
103,863	8,814,958	57,976	8,976,797	58,896,901	137,605,195	37,288,420	233,790,516	1903
52,958	7,815,937	5,418	7,874,313	61,777,574	150,826,515	38,860,243	251,464,332	1904
5	10,306,945	1,485	10,308,435	60,342,709	162,738,571	38,844,274	261,925,554	1905
10,673	7,063,695	4,235	7,078,603	69,194,588	175,862,071	45,304,148	290,360,807	1906
165,958	7,344,968	6,082	7,517,008	64,581,373	155,943,029	36,730,480	257,254,882	(9 mos.) 1907

7-8 EDWARD VII., A. 1908

No. 18—STATEMENT of the Quantities and Values of the Principal and Other  
to 1907, inclusive, showing in each case the portion sent to  
(A.)—The Produce of

Fiscal Years.	ASBESTOS.							
	Quantities.				Values.			
	Great Britain.	United States.	Other Countries.	Totals.	Great Britain.	United States.	Other Countries.	Totals.
	Tons.	Tons.	Tons.	Tons.	\$	\$	\$	\$
1868								
1869								
1870								
1871								
1872								
1873								
1874								
1875								
1876								
1877								
1878								
1879								
1880								
1881								
1882								
1883								
1884								
1885								
1886								
1887								
1888	326	2,987	115	3,428	17,829	203,231	7,295	228,355
1889	253	4,177	219	4,649	20,540	290,979	12,367	323,886
1890	686	5,781	96	6,563	36,459	403,800	3,900	444,159
1891	1,140	5,339	543	7,022	95,110	374,687	44,112	513,909
1892	956	5,946	414	7,316	106,989	375,956	31,467	514,412
1893	373	5,385	140	5,898	20,050	368,373	8,295	396,718
1894	514	4,892	823	6,229	31,020	279,926	28,810	339,756
1895	2,202	5,993	398	8,593	118,852	343,277	30,946	493,075
1896	1,769	5,879	1,940	9,588	96,863	240,416	145,400	482,679
1897	3,388	6,424	1,157	10,969	236,598	206,552	67,766	510,916
1898	1,939	14,570	1,915	18,424	94,539	364,734	51,095	510,368
1899	1,418	12,488	614	14,520	66,623	361,401	25,152	453,176
1900	1,732	13,477	2,955	18,164	70,749	322,984	97,176	490,909
1901	3,324	18,117	5,274	26,715	136,294	447,086	281,193	864,573
1902	4,088	25,053	3,931	33,072	201,474	743,763	185,965	1,131,202
1903	2,813	24,867	2,981	30,661	98,167	757,724	99,514	955,405
1904	4,375	24,980	5,281	34,636	116,866	709,381	158,589	984,836
1905	7,132	26,784	7,211	41,127	243,249	768,130	300,145	1,311,524
1906	8,614	38,896	9,565	57,075	262,774	1,036,648	278,715	1,578,137
1907*	9,129	26,821	5,058	41,008	292,620	759,907	154,249	1,206,776

Not separately stated prior to 1888.

\*9 months.



## SESSIONAL PAPER No. 10

Articles Exported from Canada (Home Produce) during each Fiscal Year, 1868  
Great Britain, the United States and all Other Countries.  
the Mine. (*From Canadian Returns.*)

COAL.								Fiscal Years.
Quantities.				Values.				
Great Britain.	United States.	Other Countries.	Totals.	Great Britain.	United States.	Other Countries.	Totals.	
Tons.	Tons.	Tons.	Tons.	\$	\$	\$	\$	
.....	.....	.....	265,335	1,618	525,992	113,098	640,708	1868
.....	.....	.....	440,308	325	659,234	103,703	763,262	1869
.....	.....	.....	286,707	280	454,716	133,803	588,799	1870
.....	.....	.....	318,287	450	548,252	113,749	662,451	1871
.....	.....	.....	322,283	1,875	593,760	137,448	733,083	1872
.....	.....	.....	404,757	1,551	663,530	286,805	951,886	1873
331	316,423	101,603	418,357	1,980	1,054,467	287,292	1,343,739	1874
1,219	185,119	101,838	288,176	3,192	663,267	271,464	937,923	1875
509	199,210	78,113	277,832	1,511	775,289	200,388	977,188	1876
.....	178,772	70,764	249,536	.....	689,663	166,305	855,968	1877
.....	267,409	72,718	340,127	.....	1,034,036	176,653	1,210,689	1878
.....	235,299	80,494	315,793	.....	767,794	169,474	937,268	1879
1,670	267,147	75,877	343,694	5,004	845,465	163,425	1,013,899	1880
4,603	334,573	80,879	420,055	10,062	953,301	159,728	1,123,091	1881
6,120	308,335	106,856	421,311	18,825	824,915	234,964	1,078,704	1882
4,030	302,803	123,248	430,081	13,265	790,614	283,532	1,087,411	1883
14,950	340,670	96,011	451,631	43,026	940,890	217,256	1,201,172	1884
23,784	355,696	100,226	479,706	65,971	1,178,799	223,396	1,468,166	1885
29,237	362,553	101,718	493,508	76,304	1,127,677	212,179	1,416,160	1886
29,775	404,042	93,187	527,004	74,245	1,252,867	195,160	1,522,272	1887
33,368	427,700	102,273	563,341	77,584	1,411,749	241,133	1,730,466	1888
31,527	509,391	104,597	645,515	74,459	1,937,752	219,943	2,232,154	1889
28,974	574,856	111,534	715,364	78,417	2,126,000	243,519	2,447,936	1890
25,940	692,705	115,039	833,684	64,589	2,572,914	278,962	2,916,465	1891
22,920	772,441	149,764	945,725	53,101	2,790,693	351,673	3,195,467	1892
26,239	764,865	117,128	908,232	64,494	2,759,669	290,395	3,114,558	1893
29,917	829,267	136,814	995,998	77,845	2,897,642	346,078	3,321,565	1894
23,585	954,704	132,278	1,110,567	60,580	3,232,825	284,790	3,578,195	1895
22,772	891,010	111,278	1,025,660	66,845	2,904,704	277,520	3,249,069	1896
17,438	962,223	122,406	1,102,067	52,254	2,954,663	323,100	3,330,017	1897
20,098	929,926	132,099	1,082,123	62,081	2,870,821	340,513	3,273,415	1898
20,653	959,123	161,064	1,140,840	62,695	3,038,249	461,850	3,562,794	1899
23,097	1,430,437	187,497	1,641,031	64,078	4,026,605	508,919	4,599,602	1900
135,233	1,604,203	149,102	1,888,538	473,539	4,418,503	415,018	5,307,060	1901
23,056	1,589,469	65,009	1,817,534	46,911	4,318,681	501,496	4,867,088	1902
25,335	1,719,027	235,589	1,979,951	92,119	4,640,064	720,251	5,452,434	1903
14,120	1,382,693	249,692	1,646,505	50,523	3,565,910	730,227	4,346,660	1904
7,374	1,410,502	197,446	1,615,322	22,084	3,327,820	580,898	3,930,802	1905
15,412	1,573,233	231,866	1,820,511	29,014	3,997,467	616,717	4,643,198	1906
2,683	1,131,951	150,712	1,285,346	8,429	2,918,067	419,906	3,346,402	1907*



7-8 EDWARD VII., A. 1908

No. 18 (A).—EXPORTS of Canada—

Fiscal Years.	COPPER, FINE (INCLUDING COPPER ORE).							
	Quantities.				Values.			
	Great Britain.	United States.	Other Countries.	Totals.	Great Britain.	United States.	Other Countries.	Totals.
	Lbs.	Lbs.	Lbs.	Lbs.	\$	\$	\$	\$
1868	.....	.....	.....	11,150,000	382,270	11,950	.....	394,220
1869	.....	.....	.....	19,810,000	495,518	21,112	.....	516,630
1870	.....	.....	.....	10,872,000	243,644	27,577	.....	271,221
1871	.....	.....	.....	6,246,000	109,355	10,766	.....	120,121
1872	.....	.....	.....	8,922,000	99,280	4,455	255	103,990
1873	.....	.....	.....	5,176,000	154,556	11,969	.....	166,525
1874	5,922,000	374,000	.....	6,296,000	133,707	1,370	.....	135,077
1875	4,650,000	240,000	.....	4,890,000	141,736	1,275	.....	143,011
1876	4,450,000	10,000	.....	4,460,000	351,246	789	.....	352,035
1877	1,854,000	772,000	.....	2,626,000	183,053	81,387	.....	264,442
1878	718,000	590,000	.....	1,308,000	62,501	57,128	.....	119,629
1879	6,000	190,000	.....	196,000	206	19,562	.....	19,762
1880	11,244,000	522,000	.....	11,766,000	80,921	69,878	.....	150,799
1881	644,000	38,960,000	.....	39,604,000	12,045	138,367	.....	150,412
1882	546,000	88,942,000	.....	89,488,000	13,598	125,647	.....	139,245
1883	472,000	8,332,000	.....	8,804,000	10,890	139,589	.....	150,479
1884	198,000	3,156,000	.....	3,354,000	3,860	210,184	.....	214,044
1885	50,000	2,464,000	.....	2,514,000	940	245,290	.....	246,230
1886	.....	10,448,000	.....	10,448,000	.....	291,397	.....	291,397
1887	16,000	10,518,000	.....	10,534,000	535	181,010	.....	181,545
1888	2,030,000	2,006,000	.....	4,036,000	13,550	132,935	.....	146,485
1889	1,000	2,686,020	.....	2,687,020	30	202,754	.....	202,784
1890	3,290,483	1,797,848	.....	5,088,331	135,010	109,327	.....	244,337
1891	6,076,000	4,918,498	.....	10,994,498	266,950	238,246	.....	505,196
1892	564,000	3,913,203	.....	4,477,203	28,150	188,453	.....	216,603
1893	396,000	6,909,142	12,000	7,317,142	20,180	375,039	600	395,819
1894	800	955,815	236,959	1,193,574	70	53,605	34,677	88,352
1895	1,015,720	2,427,738	.....	3,443,458	103,637	119,020	.....	222,657
1896	.....	3,575,482	.....	3,575,482	.....	194,771	.....	194,771
1897	208,674	9,921,643	.....	10,130,317	22,954	527,508	.....	550,462
1898	300,000	13,626,968	.....	13,926,968	27,299	837,479	.....	864,778
1899	66,875	8,403,753	.....	8,470,628	5,585	917,394	.....	922,979
1900	.....	13,827,495	.....	13,827,495	.....	1,387,388	.....	1,387,388
1901	.....	26,345,776	.....	26,345,776	.....	2,659,261	.....	2,659,261
1902	2,766,671	27,623,945	.....	30,390,616	340,712	2,649,650	.....	2,990,362
1903	1,797,096	27,834,792	.....	29,631,888	173,116	2,734,589	.....	2,907,705
1904	348,139	44,347,152	.....	44,695,291	63,699	4,440,341	.....	4,504,040
1905	1,251,778	37,287,842	18,350	38,557,970	195,101	4,660,222	2,202	4,857,525
1906	3,623,341	40,632,990	26,017	44,282,348	469,922	6,674,835	3,876	7,148,633
1907*	2,077,969	24,004,815	37,250	26,120,034	211,688	4,909,374	6,891	5,127,953

\*9 months.

## SESSIONAL PAPER No. 10

The Produce of the Mine—*Continued.*

GYPSUM OR PLASTER, CRUDE.								Fiscal Years.
Quantities.				Values.				
Great Britain.	United States.	Other Countries.	Totals.	Great Britain.	United States.	Other Countries.	Totals.	
Tons.	Tons.	Tons.	Tons.	\$	\$	\$	\$	
Not separately stated prior to 1875.								1868
								1869
								1870
								1871
								1872
								1873
								1874
	92,385		92,385		93,467		93,467	1875
					99,095		99,095	1876
	101,376		101,376		96,175		96,175	1877
	100,134		100,134		90,695		90,695	1878
	104,974		104,974		90,704		90,704	1879
	119,868		119,868		98,503		98,503	1880
	130,961		130,961		119,399		119,399	1881
	130,062		130,062		127,139		127,139	1882
	154,809		154,809		151,844		151,844	1883
	155,851		155,851		160,607		160,607	1884
	116,415		116,415		120,046		120,046	1885
	106,737	500	107,237		112,271	2,465	114,736	1886
	148,325	208	148,533		165,497	1,017	166,514	1887
	124,079	436	124,515		131,054	2,184	133,238	1888
	176,734	141	176,875		188,789	702	189,491	1889
	174,503	608	175,111		191,623	2,276	193,899	1890
	172,231	265	172,496		183,679	1,298	184,977	1891
	178,276	242	178,518		193,170	1,134	194,304	1892
	176,489		176,489		178,979		178,979	1893
	162,374	38	162,412		159,662	20	160,082	1894
	160,898		160,898		156,897		156,897	1895
105	200,752		200,857	125	205,516		205,641	1896
	180,447	93	180,540		182,892	484	183,376	1897
	180,350		180,350		193,515		193,515	1898
	163,718	1	163,719		166,216	6	166,222	1899
	233,395		233,395		236,065		236,065	1900
	171,964	46	172,010		185,151	57	185,208	1901
	267,250	1,230	268,480		272,105	1,230	273,335	1902
	299,044	589	299,633		306,745	653	307,398	1903
	272,123	530	272,653		298,416	856	299,272	1904
	320,198	15	320,213		334,626	143	334,769	1905
	404,718	136	404,854		446,257	532	446,789	1906
	275,358	33	275,391		315,447	78	315,525	1907*

7-8 EDWARD VII., A. 1908

No. 18 (A).—EXPORTS of Canada—

Fiscal Years.	LEAD, METALLIC (INCLUDING LEAD ORE).							
	Quantities.				Values.			
	Great Britain.	United States.	Other Countries.	Totals.	Great Britain.	United States.	Other Countries.	Totals.
	Lbs.	Lbs.	Lbs.	Lbs.	\$	\$	\$	\$
1868	112,000			112,000	2,893			2,893
1869		26,000		26,000		617		617
1870								
1871		8,000		8,000		208		208
1872		12,000		12,000		340		340
1873								
1874		120,600		120,600		2,070		2,070
1875		8,000		8,000		60		60
1876	354,000	4,000		358,000	7,500	16		7,516
1877	14,000			14,000	50			50
1878	18,000			18,000	720			720
1879								
1880	4,000			4,000	230			230
1881								
1882								
1883		4,000		4,000		32		32
1884					5			5
1885	8,000			8,000	36			36
1886								
1887								
1888		20,000		20,000		724		724
1889							18	18
1890		8,000		8,000		2,000		2,000
1891								
1892	2,000	60,000		62,000	200	5,000		5,200
1893		150,000		150,000		2,329		2,329
1894		3,312,619		3,312,619		65,337		65,337
1895		18,058,806		18,058,806		333,763		333,763
1896		20,301,428		20,301,428		408,625		408,625
1897	70,144	30,053,360		30,123,504	1,854	522,327		524,181
1898		43,877,381	79,640	43,957,021		1,006,278	1,869	1,008,147
1899		34,047,494		34,047,494		895,349		895,349
1900	1,110,540	18,421,729	633,062	20,165,301	41,289	621,280	26,122	688,691
1901	130,510	57,952,613	7,519,215	65,602,338	3,931	2,272,830	240,323	2,517,084
1902	589,720	24,722,499	5,301,685	30,613,904	19,500	708,065	161,753	889,318
1903	10,000	16,267,956		16,277,956	250	383,827		384,077
1904		16,195,618		16,195,618		347,740		347,740
1905	1,029,138	16,792,605	34,167,658	51,989,401	25,930	341,874	819,328	1,187,132
1906		16,137,655	3,393,585	19,531,240		561,391	116,650	678,041
1907*		15,049,181	3,470,636	18,519,817		498,534	140,945	639,479

\* 9 months.

## SESSIONAL PAPER No. 10

The Produce of the Mine—*Continued.*

Mica.								Fiscal Years.
Quantities.				Values.				
Great Britain.	United States.	Other Countries.	Totals.	Great Britain.	United States.	Other Countries.	Totals.	
Lbs.	Lbs.	Lbs.	Lbs.	\$	\$	\$	\$	
Not separately stated prior to 1888.								1868
								1869
								1870
								1871
								1872
								1873
								1874
								1875
								1876
								1877
								1878
								1879
								1880
								1881
								1882
								1883
								1884
								1885
								1886
								1887
415	285,086		285,501	250	8,517		8,767	1888
33,575	473,326	3,250	510,151	425	35,183	25	35,633	1889
				42	26,865	25	26,932	1890
				550	21,762		22,312	1891
					67,961	505	68,466	1892
				10,024	86,871	5	96,900	1893
400	341,926	66	342,392	58	26,484	11	26,553	1894
7,705	734,267	29,125	771,097	3,921	43,023	525	47,469	1895
10,500	544,159	3,760	558,419	1,445	54,085	97	55,627	1896
3,242	472,353	3,421	479,016	443	61,435	120	61,998	1897
1,913	503,343	4,080	509,336	779	68,329	405	69,513	1898
3,585	1,182,127	473	1,186,185	797	147,032	410	148,239	1899
14,429	1,064,924		1,079,353	1,765	134,587		136,352	1900
211,833	761,991	5,434	979,258	26,959	121,310	1,319	149,588	1901
115,388	868,645	13,132	997,165	53,001	186,400	2,909	242,310	1902
658,081	729,489	6,150	1,393,720	143,736	183,193	950	327,879	1903
268,889	595,558	880	865,327	68,215	145,345	100	213,660	1904
436,333	555,013	25,317	1,016,663	46,721	120,617	1,790	169,128	1905
272,454	1,038,465	18,715	1,329,634	32,072	300,169	3,350	335,591	1906
234,434	1,148,613	9,050	1,392,097	52,142	434,347	2,212	488,701	1907*

7-8 EDWARD VII., A. 1908

No. 18 (A).—EXPORTS of Canada—

Fiscal Years.	NICKEL, FINE, CONTAINED IN ORE, MATTE OR SPEISS.							
	Quantities.				Values.			
	Great Britain.	United States.	Other Countries.	Totals.	Great Britain.	United States.	Other Countries.	Totals.
	Lbs.	Lbs.	Lbs.	Lbs.	\$	\$	\$	\$
1868								
1869								
1870								
1871								
1872								
1873								
1874								
1875								
1876								
1877								
1878								
1879								
1880								
1881								
1882								
1883								
1884								
1885								
1886								
1887								
1888								
1889								
1890								
1891	847,660	4,504,383		5,352,043	30,180	210,319		240,499
1892	2,700,124	12,532,904		15,233,028	151,122	466,517		617,639
1893	516,000	8,174,000	234,000	8,924,000	27,600	388,257	11,700	427,557
1894	1,025,904	7,385,372		8,411,276	113,457	695,342		808,799
1895	490,061	7,552,525		8,042,586	69,877	529,691		599,568
1896		6,996,540		6,996,540		486,651		486,651
1897	4,000	7,523,472		7,527,472	850	497,665		498,515
1898		14,760,996		14,760,996		970,531		970,531
1899		14,428,063		14,428,063		994,537		994,537
1900		13,493,239		13,493,239		1,040,498		1,040,498
1901		9,537,558		9,537,558		958,365		958,365
1902	438,638	3,444,626		3,883,264	89,091	745,422		834,513
1903		9,032,554		9,032,554		878,159		878,159
1904	2,307,538	11,922,355	80	14,229,973	292,036	945,256	15	1,237,307
1905	1,605,101	10,365,456		11,970,557	359,314	825,742		1,185,056
1906	1,963,927	21,995,914		23,959,841	602,613	1,564,323		2,166,936
1907*	1,951,791	14,265,794		16,217,585	481,164	1,106,312		1,587,476

\* 9 months.



The Produce of the Mine—*Continued.*

[illegible]

## No. 18 (A).—EXPORTS of Canada—

Fiscal Years.	GOLD-BEARING QUARTZ, DUST, NUGGETS, &C.				SILVER, METALLIC (INCLUDING SILVER ORE).			
	Values.				Values.			
	Great Britain.	United States.	Other Countries.	Totals.	Great Britain.	United States.	Other Countries.	Totals.
	\$	\$	\$	\$	\$	\$	\$	\$
1868	15,734	80		15,814	Not separately stated prior to 1871.			
1869	159,810	14,996		174,806				
1870	116,145	15,000		131,145				
1871	84,152	78,885		163,037				
1872	64,578	1,169,862		1,234,440				
1873	25,821	1,008,151	1,282	1,035,254	35,000	1,344,380		1,088,642
1874	5,033	1,068,889		1,073,922	510	407,325		407,835
1875		1,605,790		1,605,790	200	443,243		443,443
1876		1,472,471		1,472,471		584,378		584,378
1877	336	1,188,739		1,189,075		122,695		122,695
1878	48	1,031,461		1,031,509	3,896	99,785		103,681
1879	392	943,703		944,095		637,000		637,000
1880		1,086,994		1,086,994		149,146		149,146
1881	767	766,551		767,318	3,000	31,494		34,494
1882		930,151		930,151	5	15,105		15,110
1883		911,383		911,383	200	14,000		14,200
1884		952,131		952,131	20	12,900		12,920
1885		999,007		999,007		7,539		7,539
1886	450	1,210,414		1,210,864	3	25,134		25,137
1887		1,017,401		1,017,401	8,450	16,487		24,937
1888		810,352		810,352	5	299,415		299,420
1889		623,479		623,479	1,100	167,165		168,265
1890	500	656,522		657,022	17,600	184,015		201,615
1891		553,976	150	554,126		238,367		238,367
1892		316,152	25	316,177		193,441		193,441
1893	100	247,768		247,868		65,406		65,406
1894		318,258		318,258		423,707		423,707
1895	20	606,254	6,455	612,729		651,737		651,737
1896	1,515	1,084,479	13,059	1,099,053		1,595,548		1,595,548
1897	3,560	2,784,498	16,043	2,804,101	26,806	2,586,367		2,613,173
1898	4,601	3,566,624	16,728	3,587,953		3,519,036	750	3,519,786
1899	80	3,258,427	14,195	3,272,702	1	2,630,280		2,630,281
1900	538	14,135,195	12,810	14,148,543	3,496	1,350,557		1,354,053
1901	181 125	24,231,890	32,141	24,445,156		2,379,950	40,800	2,420,750
1902	55	19,660,485	7,475	19,668,015		2,055,428		2,055,428
1903	1,923	16,430,850	4,755	16,437,528		1,802,690		1,802,690
1904	100	18,713,709	1,730	18,715,539		1,826,382	39,146	1,865,528
1905	1,020	15,174,755	32,605	15,208,380		1,753,368	345,410	2,098,778
1906	2,150	12,987,542	2,224	12,991,916	20,140	4,205,326	85,062	4,310,528
* 1907		7,226,604	350	7,226,954		5,335,060	172,199	5,507,259

\* 9 months.

## SESSIONAL PAPER No. 10

The Produce of the Mine—*Concluded.*

ALL OTHER ARTICLES, N.E.S.				TOTALS				Fiscal Years.
Values.				Values.				
Great Britain.	United States.	Other Countries.	Totals.	Great Britain.	United States.	Other Countries.	Totals.	
\$	\$	\$	\$	\$	\$	\$	\$	
18,578	195,958	7,958	222,494	421,093	733,980	121,056	1,276,129	1868
79,920	400,577	5,673	486,170	735,573	1,096,536	109,376	1,941,485	1869
482,270	685,150	33,956	1,201,376	842,339	1,182,443	167,759	2,192,541	1870
511,883	778,459	9,704	1,300,046	705,840	2,011,831	123,453	2,841,124	1871
499,746	1,111,765	7,588	1,619,099	665,479	3,968,824	145,291	4,779,594	1872
797,017	1,508,975	14,823	2,320,815	1,013,945	4,537,005	302,910	5,853,860	1873
230,639	566,780	773	798,192	371,869	3,100,901	288,065	3,760,835	1874
11,886	407,028	790	419,704	157,014	3,214,130	272,254	3,643,398	1875
2,632	235,874	638	239,144	362,889	3,167,912	201,026	3,731,827	1876
877,760	234,866	3,009	1,115,635	1,061,201	2,413,525	169,314	3,644,040	1877
21,738	158,987	14,087	194,812	142,374	2,472,979	200,994	2,816,347	1878
86,764	148,753	2,259	237,776	265,305	2,636,334	181,261	3,082,900	1879
22,317	234,146	1,435	257,898	216,867	2,495,624	164,860	2,877,351	1880
17,414	308,288	7,920	333,622	253,652	2,346,529	167,648	2,767,829	1881
20,637	366,088	8,832	395,557	311,456	2,418,021	284,096	3,013,573	1882
29,623	322,189	1,009	352,821	309,794	2,332,051	329,041	2,970,886	1883
21,669	228,539	2,683	252,891	519,672	2,505,501	221,919	3,247,092	1884
90,953	338,857	6,415	436,225	485,408	2,898,518	255,611	3,639,537	1885
105,761	341,986	13,155	460,902	589,832	3,115,696	245,619	3,951,147	1886
34,179	445,946	16,716	496,841	177,722	3,085,431	242,806	3,805,959	1887
23,440	330,320	1,877	355,637	478,260	3,341,308	291,369	4,110,937	1888
3,532	274,786	559	278,877	422,355	3,753,351	243,464	4,419,170	1889
6,942	228,923	165	236,030	630,815	3,963,257	261,685	4,855,757	1890
1,165	184,500	427	186,092	851,794	4,600,800	331,549	5,784,143	1891
6,787	197,283	230	204,300	683,094	4,806,483	416,894	5,906,471	1892
4,375	265,401	1,505	271,281	244,560	4,756,280	329,050	5,329,890	1893
3,068	201,928	3,204	208,200	257,613	5,130,186	413,210	5,801,009	1894
1,920	250,700	707	253,327	388,407	6,271,397	323,423	6,983,227	1895
3,439	263,019	10,248	276,706	175,512	7,437,814	446,324	8,059,650	1896
9,240	209,669	2,992	221,901	354,769	10,533,581	410,565	11,298,915	1897
22,605	440,794	761	464,160	212,304	13,838,831	412,121	14,463,256	1898
10,270	274,357	27,954	312,581	154,151	12,683,332	530,667	13,368,150	1899
11,831	441,812	42,237	495,880	193,746	23,698,606	687,914	24,580,266	1900
56,032	681,584	122,902	860,518	877,880	38,355,930	1,133,873	40,367,653	1901
52,098	1,803,977	138,048	1,994,123	802,842	33,145,856	998,876	34,947,574	1902
87,819	1,428,764	94,983	1,611,566	597,130	29,546,605	921,126	31,064,861	1903
49,633	1,027,376	29,800	1,106,809	641,072	32,025,193	960,474	33,626,739	1904
98,455	1,456,054	93,473	1,647,982	991,874	28,764,461	2,175,994	31,932,329	1905
57,154	1,095,046	17,662	1,169,862	1,475,839	32,869,004	1,124,788	35,469,631	1906
81,224	563,460	100,746	745,430	1,127,267	24,067,112	997,576	26,191,955	1907*

7-8 EDWARD VII., A. 1908

No. 18 (B).—EXPORTS of Canada—

Fiscal Years.	FISH—CODFISH (INCLUDING HADDOCK, LING AND POLLOCK), DRY SALTED.							
	Quantities.				Values.			
	Great Britain.	United States.	Other Countries.	Totals.	Great Britain.	United States.	Other Countries.	Totals.
	Cwt.	Cwt.	Cwt.	Cwt.	\$	\$	\$	\$
1868	.....	.....	.....	* 603,510	54,879	151,792	1,748,399	* 1,955,070
1869	.....	.....	.....	* 1,661,457	80,246	181,663	1,531,730	* 1,793,639
1870	.....	.....	.....	* 500,667	45,639	150,106	1,859,947	* 2,055,692
1871	.....	.....	.....	* 509,399	110,260	117,487	2,142,822	* 2,370,569
1872	.....	.....	.....	* 694,181	88,242	75,359	2,431,456	* 2,595,057
1873	.....	.....	.....	677,077	99,438	166,901	2,398,056	2,664,395
1874	32,081	69,213	680,236	781,530	28,538	173,992	2,454,757	2,657,287
1875	19,735	43,784	595,216	658,735	75,441	165,197	2,456,899	2,697,537
1876	10,492	42,323	576,532	629,347	60,572	151,770	2,764,347	2,976,689
1877	16,634	51,571	666,766	734,971	77,038	199,450	2,974,069	3,250,557
1878	17,602	85,801	671,262	774,665	72,071	277,062	2,840,203	3,189,336
1879	32,110	67,916	706,863	806,889	134,192	193,113	2,868,026	3,195,331
1880	36,992	86,117	815,987	939,096	153,761	239,086	3,168,294	3,561,141
1881	17,183	201,962	724,159	943,304	60,939	476,257	2,627,469	3,164,665
1882	21,956	173,274	677,193	872,423	83,305	565,979	2,738,527	3,387,811
1883	17,654	175,439	532,241	725,334	88,688	757,620	2,806,775	3,653,083
1884	19,391	173,104	658,087	850,582	95,667	712,298	2,931,635	3,739,600
1885	18,658	195,666	633,379	847,703	70,393	641,611	2,341,317	3,053,321
1886	21,068	153,271	586,883	761,222	82,645	406,392	1,895,463	2,384,500
1887	9,949	157,788	651,979	819,716	57,028	399,388	2,068,115	2,524,531
1888	9,097	152,113	621,000	782,210	37,479	516,277	2,547,632	3,101,388
1889	15,040	120,331	572,995	708,366	66,867	467,457	2,541,159	3,075,483
1890	9,714	139,946	572,880	722,540	46,239	524,251	2,443,785	3,014,275
1891	7,445	128,013	596,320	731,778	32,484	536,109	2,550,937	3,119,530
1892	9,912	111,962	567,608	689,482	48,162	487,919	2,610,718	3,146,799
1893	15,020	141,337	555,480	711,837	67,935	545,556	2,396,325	3,009,816
1894	12,382	136,035	561,750	710,167	60,509	538,168	2,547,999	3,146,676
1895	8,466	104,665	682,813	795,944	37,043	393,110	2,897,258	3,327,411
1896	14,186	83,504	666,135	763,825	66,168	321,218	2,688,806	3,076,192
1897	24,490	101,911	587,049	713,450	97,667	379,914	2,221,024	2,698,605
1898	14,396	104,773	593,397	712,566	54,651	358,278	2,167,383	2,580,312
1899	19,253	142,447	524,312	686,012	74,582	539,471	2,088,501	2,702,554
1900	19,467	157,175	560,535	737,177	81,114	38,276	2,275,293	2,994,683
1901	22,359	183,913	526,672	732,944	61,023	609,807	2,030,651	2,761,481
1902	30,500	182,184	546,484	759,168	122,119	724,484	2,315,071	3,161,674
1903	28,273	158,765	623,137	810,175	115,555	600,352	2,620,993	3,336,900
1904	23,169	148,380	456,491	628,040	89,672	624,281	2,041,974	2,755,927
1905	13,051	121,458	431,174	565,683	73,116	593,424	2,255,762	2,922,302
1906	18,552	88,766	500,363	607,681	87,093	495,371	2,914,132	3,496,596
+1907	27,690	53,087	473,310	554,087	93,582	296,394	2,659,227	3,049,203

\* Includes all fish, dry salted. +9 months.



## SESSIONAL PAPER No. 10

## The Produce of the Fisheries.

FISH—HERRING, PICKLED.								Fiscal Years.
Quantities.				Values.				
Great Britain.	United States.	Other Countries.	Totals.	Great Britain.	United States.	Other Countries.	Totals.	
Brls.	Brls.	Brls.	Brls.	£	\$	£	\$	
Included with 'Mackerel, Pickled,' prior to 1873.								1868
								1869
								1870
								1871
								1872
			114,320	250	114,132	201,469	315,351	1873
19	48,250	63,051	111,320	63	160,096	203,292	363,451	1874
56	71,216	61,701	132,973	178	234,574	244,206	478,958	1875
36	55,833	63,977	119,846	144	198,893	270,744	469,781	1876
1,090	50,143	91,286	142,519	3,638	173,478	343,009	520,125	1877
170	26,758	80,922	107,850	645	100,950	304,787	406,282	1878
183	37,879	75,453	113,515	544	119,569	270,347	390,460	1879
56	34,417	62,616	97,119	168	110,484	225,767	336,419	1880
99	42,286	43,239	85,624	406	140,533	161,563	302,502	1881
69	58,110	39,828	98,007	321	197,790	158,205	356,316	1882
156	80,915	42,812	123,883	780	306,193	198,757	505,730	1883
11	80,342	57,017	137,370	33	300,455	239,423	539,911	1884
392	98,390	52,387	151,169	957	290,534	171,898	463,389	1885
388	28,299	40,569	69,256	1,439	78,172	122,994	202,605	1886
1	33,386	36,205	69,592	4	116,050	128,956	245,010	1887
239	35,389	43,674	79,302	979	128,264	169,703	298,946	1888
30	27,887	52,065	79,982	122	112,170	200,427	312,719	1889
4	28,754	61,160	89,918	17	94,068	211,179	305,264	1890
5	45,923	55,740	101,668	25	148,119	186,013	334,157	1891
9	33,990	51,911	85,910	27	134,889	201,907	336,823	1892
193	39,162	63,139	102,494	367	151,878	217,434	369,679	1893
160	40,715	60,129	101,004	689	115,712	205,736	322,137	1894
35	33,257	70,478	103,770	175	86,995	230,476	317,646	1895
849	28,021	73,579	102,449	1,753	81,618	208,626	291,997	1896
50	23,428	63,379	86,857	150	62,607	178,147	240,904	1897
69	14,193	42,992	57,254	276	46,479	140,256	187,011	1898
86	13,648	39,336	53,070	364	42,084	144,250	186,698	1899
474	21,218	33,516	55,208	1,835	59,543	128,633	190,011	1900
1,564	23,538	45,193	70,295	6,735	83,359	166,835	256,929	1901
1,559	30,965	46,920	79,444	6,747	99,174	187,731	293,652	1902
1,001	25,671	47,527	74,199	4,335	70,659	174,463	249,457	1903
887	34,291	54,718	89,896	3,393	104,331	200,313	308,037	1904
100	35,411	67,962	103,473	450	90,856	265,491	356,797	1905
100	39,076	73,991	113,167	425	103,571	289,412	393,408	1906
656	24,762	79,050	104,468	2,115	78,612	367,677	448,404	1907+



Fiscal Years.	FISH—HERRING, SMOKED.							
	Quantities				Values.			
	Great Britain.	United States.	Other Countries.	Totals.	Great Britain.	United States.	Other Countries.	Totals.
	Lbs.	Lbs.	Lbs.	Lbs.	\$	\$	\$	\$
1868	.....	.....	.....	.....	7,060	18,462	5,062	* 30,584
1869	.....	.....	.....	.....	8,812	16,183	7,623	* 32,618
1870	.....	.....	.....	.....	4,101	20,867	5,287	* 30,255
1871	.....	.....	.....	.....	6,076	17,528	15,017	* 38,621
1872	.....	.....	.....	.....	7,014	14,069	24,332	* 45,415
1873	.....	.....	.....	987,792	10,485	5,722	9,608	25,815
1874	178,582	232,959	295,722	707,263	6,981	6,945	12,940	26,866
1875	145,421	1,129,987	79,288	1,354,696	10,949	33,176	3,425	47,550
1876	709,632	1,773,321	690,498	3,173,451	14,276	41,473	16,588	72,337
1877	303,990	1,674,571	574,222	2,552,783	20,347	26,303	19,663	66,313
1878	239,951	3,802,961	358,647	4,401,559	12,150	44,895	10,363	67,408
1879	189,740	3,314,663	216,965	3,721,368	3,865	39,124	5,979	48,968
1880	439,675	5,370,004	376,034	6,185,713	11,743	72,846	11,201	95,790
1881	222,815	7,893,580	348,131	8,464,526	5,860	112,715	8,645	127,220
1882	218,948	10,226,597	285,092	10,730,637	8,384	144,553	6,884	159,821
1883	11,000	8,121,943	319,586	8,452,529	1,014	161,130	7,241	169,385
1884	75,894	7,373,917	410,137	7,859,948	2,229	140,560	11,468	154,257
1885	204,171	9,717,162	521,379	10,442,712	5,993	133,109	11,491	150,593
1886	14,800	5,133,261	345,745	5,493,806	282	67,225	7,023	74,530
1887	16,360	5,588,058	357,125	5,961,543	409	92,556	7,620	100,585
1888	36,100	6,941,153	224,601	6,301,854	935	105,604	5,629	112,168
1889	15,562	4,591,672	206,897	4,814,131	450	130,114	5,303	135,867
1890	5,850	5,201,567	584,948	5,792,365	259	91,850	14,017	106,126
1891	1,300	4,354,143	976,314	5,331,757	27	87,854	21,682	109,563
1892	18,965	2,573,059	1,187,923	3,729,947	436	45,345	24,901	70,682
1893	5,500	3,253,055	1,307,398	4,565,953	85	41,840	27,294	69,219
1894	5,000	2,978,050	1,056,256	4,039,306	100	55,684	24,130	79,914
1895	56,050	2,154,835	2,747,838	4,958,723	914	40,819	59,640	101,373
1896	97,745	2,998,732	3,040,382	6,136,859	1,612	51,105	53,819	106,536
1897	36,750	2,592,160	2,199,583	4,828,493	1,073	44,548	45,445	91,066
1898	76,005	5,071,567	1,249,020	6,396,592	1,800	89,556	22,215	113,571
1899	78,500	2,972,456	1,307,050	4,358,006	2,021	64,745	22,131	88,897
1900	135,665	4,180,698	1,935,088	6,251,451	3,388	82,705	17,840	103,933
1901	50,300	1,595,735	470,541	2,116,576	1,011	37,713	12,250	50,974
1902	64,350	2,756,224	739,760	3,560,334	1,560	58,769	15,081	75,410
1903	42,994	2,680,577	705,225	3,428,796	1,423	60,893	15,464	77,780
1904	36,795	1,822,090	479,649	2,338,534	1,381	51,888	13,913	67,182
1905	47,200	1,363,400	997,205	2,407,805	1,603	30,340	24,267	56,210
1906	34,936	2,774,800	1,049,333	3,859,063	1,245	69,034	27,724	98,003
1907†	60,140	1,929,863	921,093	2,911,096	1,594	56,712	22,080	80,386

\* Includes all smoked fish. † 9 months.

## SESSIONAL PAPER No. 10

The Produce of the Fisheries—*Continued.*

FISH—LOBSTERS, FRESH.								Fiscal Years.
Quantities.				Values.				
Great Britain.	United States.	Other Countries.	Totals.	Great Britain.	United States.	Other Countries.	Totals.	
Brls.	Brls.	Brls.	Brls.	£	£	£	£	
Not separately stated prior to 1873.								1868
			1,389		5,585	110	5,695	1869
	900		900		361		361	1874
	1,229		1,229		1,788		1,788	1875
								1876
								1877
	139		139		668		668	1878
	301		301		579		579	1879
1	474		475	5	798		803	1880
	399		399		1,328		1,328	1881
	2,922		2,922		14,410		14,410	1882
	5,107		5,107		31,364		31,364	1883
	10,103		10,103		40,916		40,916	1884
	20,687		20,687		52,469		52,469	1885
	32,077		32,077		81,761		81,761	1886
	31,996		31,996		80,782		80,782	1887
	30,039		30,039		109,024		109,024	1888
	25,189		25,189		110,835		110,835	1889
	29,259	100	29,359		140,039	600	140,639	1890
	37,780	1	37,781		179,422	3	179,425	1891
10								
	46,592		46,602	75	254,619		254,694	1892
	45,441		45,441		290,966		290,966	1893
86	43,473		43,559	535	257,790		258,325	1894
365	40,552		40,917	2,400	304,375		306,775	1895
	42,540		42,540		340,928		340,928	1896
	33,622		33,622		330,793		330,793	1897
8	38,477		38,485	150	336,575		336,725	1898
35	31,825	4	31,864	383	367,159	16	367,558	1899
	29,664		29,664		305,493		305,493	1900
237	49,240	26	49,503	1,930	299,257	260	301,447	1901
100	35,473		35,573	1,009	364,185		365,194	1902
	33,292		33,292		398,267		398,267	1903
	33,937	66	34,003		384,109	435	384,544	1904
	32,886		32,886		376,336		376,336	1905
728	41,397		42,125	8,511	489,030		497,541	1906
6	13,439		13,445	126	163,346		163,472	1907+

7-8 EDWARD VII., A. 1908

No. 18 (B).—EXPORTS of Canada—

Fiscal Years.	FISH—LOBSTERS, CANNED.							
	Quantities.				Values.			
	Great Britain.	United States.	Other Countries.	Totals.	Great Britain.	United States.	Other Countries.	Totals.
	Lbs.	Lbs.	Lbs.	Lbs.	\$	\$	\$	\$
1868	}	Not separately stated prior to 1875.						
1869								
1870								
1871								
1872								
1873				1,973,376	185,712	136,769	539	323,020
1874	3,463,453	851,475	15,252	4,330,180	396,201	124,713	2,619	523,533
1875	2,334,095	2,130,265	68,747	4,533,107	302,356	280,811	9,504	592,671
1876	3,745,512	787,349	42,106	4,574,967	460,606	106,099	5,197	571,902
1877	5,068,172	1,025,882	14,672	6,108,726	554,153	113,394	1,956	669,503
1878	6,589,784	1,488,715	27,372	8,105,871	742,068	180,990	3,531	926,589
1879	8,056,570	2,011,195	403,873	10,471,638	841,941	210,809	51,210	1,103,960
1880	6,124,889	2,586,596	80,294	8,791,779	640,760	267,792	9,435	917,987
1881	10,918,614	2,249,963	126,920	13,295,502	1,103,640	230,303	13,958	1,347,901
1882	10,675,124	3,828,336	305,692	14,809,152	1,046,009	354,593	31,139	1,431,741
1883	10,413,978	4,418,244	274,758	15,106,980	999,780	450,694	28,421	1,478,895
1884	6,899,076	3,688,196	230,915	10,818,187	719,176	404,784	21,684	1,145,644
1885	8,099,001	6,198,975	286,914	14,584,890	903,298	712,870	37,010	1,653,178
1886	7,698,023	4,644,515	1,752,034	14,094,572	925,170	499,779	238,043	1,662,992
1887	8,612,583	3,312,138	847,856	12,772,577	943,347	338,988	96,908	1,379,243
1888	4,867,953	4,823,587	1,652,902	11,344,442	558,061	482,623	179,839	1,220,523
1889	3,677,409	4,409,811	1,175,589	9,262,809	444,979	490,504	160,280	1,095,763
1890	3,420,775	3,851,447	729,133	8,001,355	436,432	460,317	100,905	997,654
1891	4,545,572	6,853,170	601,994	12,000,736	696,711	954,200	99,839	1,750,750
1892	4,994,695	4,253,016	972,157	10,219,868	807,814	680,477	166,771	1,655,062
1893	5,932,272	5,826,273	860,117	12,618,662	829,334	798,726	152,199	1,780,259
1894	7,069,664	4,974,894	1,456,932	13,501,490	1,129,576	683,038	260,721	2,073,335
1895	6,779,238	4,719,454	788,470	12,287,162	985,830	706,838	136,313	1,828,981
1896	7,587,280	5,649,519	1,253,660	14,490,459	1,146,444	777,398	222,467	2,146,309
1897	5,327,248	4,471,478	1,515,343	11,314,069	1,008,158	742,406	324,591	2,075,155
1898	5,832,300	4,062,513	2,023,987	11,918,800	1,147,593	717,489	425,790	2,290,872
1899	4,412,239	3,681,085	2,943,829	11,037,153	927,850	703,444	688,766	2,320,060
1900	3,265,450	4,552,815	2,653,573	10,471,838	760,026	977,094	635,739	2,372,859
1901	3,115,508	4,362,073	3,701,066	11,178,647	697,743	840,237	745,950	2,283,930
1902	4,156,057	3,335,706	2,662,824	10,154,587	882,480	697,835	569,080	2,149,395
1903	4,009,558	3,585,137	3,944,447	11,539,142	925,715	703,258	962,612	2,591,585
1904	3,784,611	3,656,487	3,242,821	10,683,919	908,617	781,737	829,462	2,519,816
1905	4,022,537	4,514,538	3,186,171	11,723,246	889,608	1,059,761	805,229	2,754,598
1906	4,008,680	3,133,960	4,001,762	11,144,402	1,076,332	821,466	1,112,405	3,010,203
1907*	1,276,426	1,454,144	2,437,585	5,168,155	331,811	387,272	649,844	1,368,927

\* 9 months.

## SESSIONAL PAPER No. 10

The Produce of the Fisheries—*Continued.*

## FISH—MACKEREL, FRESH.

Quantities.				Values.				Fiscal Years.
Great Britain.	United States.	Other Countries.	Totals.	Great Britain.	United States.	Other Countries.	Totals.	
Lbs.	Lbs.	Lbs.	Lbs.	£	£	£	£	
Not separately stated prior to 1874.								1868
								1869
								1870
								1871
								1872
								1873
	2,639		2,639		2,689		2,689	1874
5,520	1,008		6,528	1,200	126		1,326	1875
6,048	22,760		28,808	665	4,632		5,297	1876
	703		703		62		62	1877
	152,821		152,821		7,019		7,019	1878
	92,486		92,486		4,641		4,641	1879
	29,409		29,409		1,424		1,424	1880
	729,962		729,962		22,355		22,355	1881
19,152	278,099		297,251	1,397	11,642		13,039	1882
11,440	476,655		488,095	803	17,569		18,372	1883
5,388	695,315		700,703	440	29,149		29,589	1884
2,450	529,292		531,742	140	8,877		9,017	1885
9,120	324,424	250	333,794	625	13,276	15	13,916	1886
	2,282,687		2,282,687		42,495		42,495	1887
	1,407,193		1,407,193		41,213		41,213	1888
	644,805		644,805		40,371		40,371	1889
	924,576	960	925,536		48,399	60	48,459	1890
	3,737,754		3,737,754		156,419		156,419	1891
	1,743,827	200	1,744,027		100,575	25	100,600	1892
	1,668,125		1,668,125		73,185		73,185	1893
	1,784,070		1,784,070		97,069		97,069	1894
	1,553,317	300	1,553,617		66,881	6	66,887	1895
	2,770,040		2,770,040		100,915		100,915	1896
	1,254,845	400	1,255,245		63,741	20	63,761	1897
	1,488,273	400	1,488,673		63,600	25	63,625	1898
	1,455,910	1,860	1,457,770		86,375	165	86,540	1899
	493,103	379	493,482		26,922	28	26,950	1900
	378,836	1,500	380,336		18,055	79	18,134	1901
	1,915,729	300	1,916,029		66,410	28	66,438	1902
	860,290	60	860,350		22,796	6	22,802	1903
	1,224,424		1,224,424		31,981		31,981	1904
	1,536,722	4,000	1,540,722		90,958	80	91,038	1905
	1,783,420	100	1,783,520		69,453	4	69,457	1906
	3,284,905	2,216	3,287,121		142,998	181	143,179	*1907



7-8 EDWARD VII., A. 1908

No. 18 (B).—EXPORTS of Canada—

Fiscal Years.	FISH—MACKEREL, PICKLED.							
	Quantities.				Values.			
	Great Britain.	United States.	Other Countries.	Totals.	Great Britain.	United States.	Other Countries.	Totals.
	Brls.	Brls.	Brls.	Brls.	\$	\$	\$	\$
1868	.....	.....	.....	.....	10,900	596,439	430,145	*1,037,484
1869	.....	.....	.....	*220,868	19,735	593,995	371,189	*984,919
1870	.....	.....	.....	*293,641	24,464	527,552	458,998	*1,011,014
1871	.....	.....	.....	*224,821	19,651	516,988	571,423	*1,108,062
1872	.....	.....	.....	.....	14,109	510,267	685,160	*1,209,536
1873	.....	.....	.....	118,402	.....	513,398	172,804	686,202
1874	5	67,693	12,776	80,474	26	615,506	96,896	712,428
1875	394	70,555	42,897	113,846	1,668	523,648	263,605	788,921
1876	213	69,841	21,761	91,815	1,318	575,323	164,993	741,634
1877	10	43,204	30,847	74,061	44	358,460	226,410	584,914
1878	378	100,371	28,205	128,954	2,310	823,963	195,413	1,021,686
1879	611	87,504	53,250	141,365	2,936	563,158	243,210	809,304
1880	174	99,955	52,212	152,341	670	446,389	236,923	683,982
1881	54	118,953	48,278	167,285	271	575,234	218,689	794,194
1882	39	55,873	18,929	74,841	542	338,223	114,348	453,113
1883	2	45,285	22,162	67,449	8	347,360	172,967	520,335
1884	2	85,214	10,600	95,816	16	789,101	87,680	876,797
1885	1	84,497	35,259	119,757	3	625,902	177,037	802,942
1886	3	60,867	35,576	96,446	11	372,709	136,654	509,374
1887	1	79,311	15,015	94,327	4	573,968	83,757	657,729
1888	49	59,128	6,570	65,747	300	522,076	57,339	579,715
1889	.....	27,861	1,798	29,659	.....	389,519	16,005	405,524
1890	9,858	26,672	445	36,975	124,919	404,003	4,691	533,613
1891	48	70,110	2,645	72,803	240	749,228	24,312	773,780
1892	.....	65,567	10,599	76,166	.....	568,593	67,283	635,876
1893	.....	42,424	4,530	46,954	.....	421,857	34,106	455,963
1894	.....	33,021	10,875	43,896	.....	320,970	77,765	398,735
1895	94	37,657	4,031	41,782	940	358,928	37,529	397,397
1896	.....	20,399	1,454	21,853	.....	265,041	16,226	281,267
1897	.....	13,993	3,644	17,637	.....	155,536	36,141	191,677
1898	.....	10,505	2,372	12,877	.....	132,630	21,445	154,075
1899	.....	12,188	1,518	13,706	.....	153,431	16,334	169,765
1900	.....	9,760	2,088	11,848	.....	135,702	20,125	155,827
1901	35	32,766	7,329	40,130	320	227,089	55,748	283,157
1902	382	36,993	8,201	45,576	3,848	286,074	64,930	354,852
1903	40	18,350	1,849	20,239	500	216,559	18,224	235,283
1904	.....	31,259	4,993	36,252	.....	330,179	42,974	373,153
1905	.....	16,668	3,915	20,583	.....	183,429	42,642	226,071
1906	.....	22,244	8,554	30,798	.....	173,826	83,294	257,120
†1907	.....	47,753	7,286	55,039	.....	368,276	74,404	442,680

\* Includes all fish, wet salted. † 9 months.



## SESSIONAL PAPER No. 10

The Produce of the Fisheries—*Continued.*

FISH—SALMON, FRESH.								Fiscal Years.
Quantities.				Values.				
Great Britain.	United States.	Other Countries.	Totals.	Great Britain.	United States.	Other Countries.	Totals.	
Lbs.	Lbs.	Lbs.	Lbs.	£	£	£	£	
					58,249		58,249	1868
					61,912		61,912	1869
					79,035		79,035	1870
			12		66,009		66,021	1871
					69,132	70	69,202	1872
			656,214	21,896	54,084	250	76,230	1873
	811,370		811,370		84,024		84,024	1874
	647,075		647,075		72,462		72,462	1875
	577,739	6,627	584,366		73,745	789	74,534	1876
4,800	1,260,639	1,973	1,267,412	700	121,714	324	122,738	1877
120	2,865,597	27,751	2,893,468	12	260,845	2,302	263,159	1878
9,600	2,441,682	181	2,451,463	1,400	228,425	37	229,862	1879
36,215	1,723,614	738	1,760,567	8,519	172,738	148	181,405	1880
2,652	1,229,259	258	1,232,169	800	124,515	63	125,378	1881
	1,016,888		1,016,888		139,053		139,053	1882
	1,262,589	220	1,262,809		180,527	36	180,563	1883
	1,059,688	73	1,059,761		152,024	11	152,035	1884
	2,133,154		2,133,154		223,249		223,249	1885
1,800	2,157,700		2,159,500	160	219,358		219,518	1886
20	1,328,522		1,328,542	5	141,519		141,524	1887
300	1,509,209		1,509,509	30	165,846		165,876	1888
200	1,118,140	3,936	1,122,276	13	123,971	495	124,479	1889
25	991,850	237	992,112	10	112,429	58	112,497	1890
65,100	1,171,166	300	1,236,566	5,810	125,016	12	130,838	1891
154,418	930,560	60,185	1,145,163	15,441	105,636	5,441	126,518	1892
80,000	1,144,891	4,662	1,229,553	4,000	119,380	336	123,716	1893
50,143	1,328,431	46,318	1,424,892	4,841	125,430	3,901	134,172	1894
28,623	1,177,387	120,415	1,326,425	2,843	113,306	8,466	124,615	1895
39,922	2,024,948	242,413	2,307,283	3,042	206,795	12,583	222,420	189
111,472	1,903,139	19,195	2,033,806	10,122	180,063	1,695	191,880	1897
208,961	1,326,957	6,583	1,542,501	6,404	127,835	561	134,800	1898
64,655	870,146	950	935,751	4,245	89,113	67	93,425	1899
351,265	1,008,508	297,830	1,657,603	32,045	91,058	19,135	142,238	1900
160	1,497,727	71,791	1,569,678	18	136,591	5,019	141,628	1901
774,048	1,271,042	55,261	2,100,351	60,545	131,905	4,446	196,896	1902
321,572	1,171,783	116,184	1,609,539	27,463	125,090	9,158	161,711	1903
366,009	1,204,775	106,582	1,677,366	50,427	122,923	8,721	182,071	1904
102,547	1,182,424	179,261	1,464,232	10,377	126,239	14,953	151,569	1905
2,103,616	2,529,273	204,457	4,837,346	277,332	202,611	12,517	492,460	1906
811,976	765,545	124,226	1,701,747	72,260	73,770	10,463	156,493	1907

Fiscal Years.	FISH—SALMON, CANNED.							
	Quantities.				Values.			
	Great Britain.	United States.	Other Countries.	Totals.	Great Britain.	United States.	Other Countries.	Totals.
	Lbs.	Lbs.	Lbs.	Lbs.	\$	\$	\$	\$
1868				269,492	41,583	1,942	2,240	45,765
1869				442,476	63,977	14,327	120	78,424
1870					67,400	5,262	1,819	74,481
1871				599,758	96,571	9,046	4,142	109,759
1872					73,422	8,229	391	82,042
1873					38,230	21,598	3,019	62,847
1874	980,833	336,621	26,512	1,343,966	174,869	24,501	5,070	204,440
1875	1,214,197	130,566	201,012	1,545,775	198,642	20,386	31,737	250,765
1876	400,777	216,641	145,802	763,220	51,381	27,337	17,757	96,475
1877	398,515	23,958	163,054	585,527	55,203	2,997	23,491	81,691
1878	1,204,328	1,802,164	320,908	3,327,400	161,685	203,078	42,948	407,711
1879	3,187,774	1,354,090	423,144	4,965,008	400,265	165,344	49,208	614,817
1880	2,511,391	338,484	42,266	2,892,141	264,991	33,335	4,399	302,725
1881	2,663,932	167,379	12,872	2,844,183	279,109	17,544	1,339	297,992
1882	7,008,992	279,728	199,300	7,488,020	845,124	30,533	21,515	897,172
1883	10,737,308	36,531	201,384	10,977,223	1,129,966	5,279	20,978	1,156,223
1884	6,193,968	926,449	228,000	7,348,417	680,758	97,604	23,655	802,017
1885	4,131,648	276,060	633,232	5,040,940	423,415	28,357	59,121	510,893
1886	3,621,740	148,875	316,608	4,087,223	365,660	15,351	32,806	413,817
1887	4,680,192	161,675	493,152	5,335,019	526,756	22,863	52,846	602,465
1888	7,133,081	18,624	1,151,485	8,303,190	806,266	1,621	110,936	918,823
1889	5,304,200	138,762	1,295,511	6,738,473	592,144	16,174	144,503	752,821
1890	16,671,727	486,172	766,155	17,924,054	1,923,271	64,101	82,364	2,069,736
1891	13,576,108	19,004	2,340,598	15,935,710	1,520,536	1,888	222,716	1,745,140
1892	11,325,165	77,010	965,984	12,368,159	1,156,062	5,132	93,385	1,254,579
1893	7,985,652	2,192	231,674	8,219,518	847,149	296	22,633	870,378
1894	23,359,484	11,553	671,074	24,042,111	2,327,602	1,153	57,941	2,386,696
1895	19,771,686	408	752,256	20,524,350	1,934,642	33	74,738	2,009,413
1896	21,861,276	180,578	439,779	22,481,633	2,476,319	15,073	45,363	2,536,755
1897	27,105,355	3,997	852,543	27,961,895	2,776,160	321	79,646	2,856,127
1898	39,178,599	76,330	2,392,066	41,646,995	3,238,166	5,534	186,945	3,430,645
1899	24,058,035	931,125	953,011	25,942,171	2,296,292	46,719	64,470	2,407,481
1900	33,992,556	216,637	2,803,087	37,012,280	2,645,898	18,973	218,459	2,883,330
1901	28,107,945	4,510,848	2,724,631	35,343,424	2,322,111	335,683	231,686	2,889,480
1902	45,867,581	301,486	3,133,587	49,302,654	4,735,613	24,556	252,569	5,012,738
1903	21,675,368	5,497	1,641,627	23,322,492	2,459,499	448	129,713	2,589,660
1904	12,216,045	31,677	3,477,675	15,725,397	1,533,060	3,258	235,808	1,772,126
1905	9,405,968	193,827	3,348,823	12,948,618	1,333,858	16,081	329,075	1,679,014
1906	40,801,698	1,549,568	3,626,857	45,978,123	4,353,379	221,534	368,500	4,943,413
* 1907	12,207,053	354,714	2,790,643	15,352,410	1,622,017	52,451	317,543	1,992,011

\* 9 months.

SESSIONAL PAPER No. 10

The Produce of the Fisheries—*Continued.*

FISH—ALL OTHER, FRESH, N.E.S.				FURS AND SKINS, THE PRODUCE OF MARINE ANIMALS.				Fiscal Years.
Values.				Values.				
Great Britain.	United States.	Other Countries.	Totals.	Great Britain.	United States.	Other Countries.	Totals.	
\$	\$	\$	\$	\$	\$	\$	\$	
.....	59,993	.....	59,993	9,818	836	204	10,858	1868
.....	101,366	.....	101,366	13,178	1,307	240	14,725	1869
70	85,888	8,439	94,397	82,935	50	238	83,223	1870
14	125,609	620	126,243	62,484	5,202	405	68,091	1871
8	106,795	81	106,884	57,443	55	384	57,882	1872
.....	175,135	52,225	227,360	52,917	.....	110	53,027	1873
684	133,206	100,720	234,610	14,544	4,929	.....	19,473	1874
8	172,610	222	172,840	25,353	200	.....	25,553	1875
75	153,563	713	154,351	20,188	850	164	21,202	1876
230	167,778	396	168,404	19,666	3,483	.....	23,149	1877
336	220,770	656	221,762	9,111	.....	326	9,437	1878
283	157,057	525	157,865	28,583	50	760	29,393	1879
127	194,658	329	195,114	19,515	66	.....	19,581	1880
554	255,913	610	257,077	75,991	29,255	.....	105,246	1881
292	323,092	470	323,854	61,938	17,750	.....	79,688	1882
32	437,381	8,476	445,889	70,512	74,530	.....	145,042	1883
197	587,477	726	588,400	79,225	320	8,283	87,828	1884
171	565,183	553	565,907	88,031	91,211	.....	179,242	1885
3,934	516,522	1,384	521,840	152,695	79,215	.....	231,910	1886
810	619,052	696	620,558	152,587	155,145	.....	307,732	1887
610	817,699	1,248	819,557	115,579	108,017	734	224,330	1888
496	741,336	5,605	747,437	121,509	90,865	.....	212,374	1889
160	655,911	838	656,909	147,164	171,471	.....	318,635	1890
2,216	732,653	828	735,697	479,934	56,115	.....	536,049	1891
152	810,562	1,229	811,943	948,038	157,206	.....	1,105,244	1892
368	889,462	972	890,802	580,518	13,374	.....	593,892	1893
306	947,834	2,982	951,122	1,038,355	21,837	.....	1,060,192	1894
99	869,213	1,560	870,872	1,161,785	2,177	.....	1,163,962	1895
422	1,038,228	1,459	1,040,109	760,185	1,182	20	761,387	1896
166	924,349	1,312	925,827	460,572	265	.....	460,837	1897
553	969,799	1,420	971,772	366,559	4,120	.....	370,679	1898
2,905	915,203	1,682	919,790	291,300	4,775	.....	296,075	1899
4,934	1,165,405	1,652	1,171,991	537,099	143	.....	537,242	1900
183	1,352,181	9,315	1,361,679	260	322	.....	582	1901
386	1,483,868	2,021	1,486,275	527,788	5,602	5,140	538,530	1902
802	1,263,459	2,862	1,267,123	347,480	2,504	869	350,853	1903
283	1,492,272	1,426	1,493,981	446,961	2,860	.....	449,821	1904
127	1,712,482	1,894	1,714,503	208,608	5,887	.....	214,495	1905
930	1,816,301	969	1,818,200	255,168	15,412	3,150	273,730	1906
529	1,478,272	4,100	1,482,901	143,239	18,951	.....	162,190	1907*

7-8 EDWARD VII., A. 1908

No. 18 (B).—EXPORTS of Canada—

Fiscal Years.	OILS—COD, SEAL, WHALE, & C.							
	Quantities.				Values.			
	Great Britain.	United States.	Other Countries.	Totals.	Great Britain.	United States.	Other Countries.	Totals.
	Galls.	Galls.	Galls.	Galls.	\$	\$	\$	\$
1868				195,840	53,077	34,867	12,292	100,236
1869				271,762	29,371	98,254	7,391	135,016
1870				155,196	28,295	53,282	5,466	87,048
1871				142,903	34,023	36,397	9,211	79,631
1872					49,526	45,858	7,359	102,734
1873				261,992	56,208	32,598	37,798	126,604
1874	149,099	127,279	7,012	283,390	63,513	62,119	4,062	129,694
1875	84,401	116,545	620	201,566	32,286	56,321	310	88,917
1876	141,397	90,653	29,484	261,534	70,596	44,334	16,453	131,383
1877	138,576	94,404	1,606	234,586	63,841	56,086	858	120,785
1878	75,458	198,195	1,202	274,855	36,419	94,435	696	131,550
1879	207,639	138,810	8,685	355,134	73,316	54,410	3,593	131,319
1880	121,173	204,981	5,845	331,999	47,388	68,762	2,369	118,519
1881	67,151	208,732	611	276,494	27,915	92,321	300	120,536
1882	195,016	186,559	2,368	383,943	80,104	80,174	1,016	161,294
1883	64,749	248,909	2,938	316,596	40,023	115,379	1,763	157,165
1884	52,542	272,890	2,747	328,179	28,375	123,771	1,423	153,569
1885	128,838	165,688	967	295,493	48,394	68,342	509	117,245
1886	93,223	59,233	3,549	6,005	44,795	17,265	1,687	63,747
1887	45,128	43,315	1,143	89,586	14,610	11,832	538	26,980
1888	58,339	88,010	4,754	151,103	17,676	22,061	1,504	41,241
1889	52,687	141,260	1,180	195,127	18,333	36,642	385	55,360
1890	68,046	52,418	1,231	121,695	27,035	13,818	390	41,243
1891	20,823	39,648	1,509	61,980	7,139	10,690	468	18,299
1892	79,719	92,288	389	172,396	26,365	27,054	134	53,553
1893	16,801	186,048	707	203,556	7,281	58,020	216	65,517
1894	13,475	74,977	2,562	91,014	4,851	18,070	1,076	23,997
1895	23,652	119,325	26,846	169,823	7,276	30,156	3,561	40,993
1896	24,413	103,954	2,044	130,411	4,485	27,728	736	32,949
1897	40,285	158,739	3,949	202,973	8,856	38,876	2,182	49,914
1898	13,409	126,839	480	140,728	3,362	31,579	137	35,078
1899	29,392	151,176	1,695	182,263	7,635	38,844	444	46,923
1900	12,451	187,656	138	200,245	3,542	47,419	52	51,013
1901	34,149	146,821	1,595	182,565	10,702	38,514	440	49,656
1902	85,649	171,350	7,479	264,478	28,797	49,819	1,972	80,588
1903	46,345	98,374	21,256	165,975	18,700	28,905	5,949	53,554
1904	7,150	82,865	545	90,560	7,090	39,325	169	46,584
1905	5,014	85,227	4,025	94,266	1,744	40,135	1,406	43,285
1906	244,420	118,169	14,242	376,831	71,600	36,011	4,266	111,877
1907*	332,736	140,272	5,509	478,517	113,381	37,804	1,345	152,530

\*9 months.



## SESSIONAL PAPER No. 10

The Produce of the Fisheries—*Concluded.*

ALL OTHER ARTICLES, N.E.S.				TOTALS.				Fiscal Years.
Values.				Values.				
Great Britain.	United States.	Other Countries.	Totals.	Great Britain.	United States.	Other Countries.	Totals.	
\$	\$	\$	\$	\$	\$	\$	\$	
49,598	4,212	5,461	59,271	226,915	926,792	2,203,803	3,357,510	1868
20,930	16,604	2,557	40,091	236,249	1,085,611	1,920,850	3,242,710	1869
68,124	21,146	4,139	93,409	321,028	943,188	2,344,333	3,608,549	1870
19,548	3,280	4,450	27,278	348,639	897,546	2,748,090	3,994,275	1871
90,105	21,848	5,500	117,453	379,869	851,612	3,154,733	4,386,214	1872
18,021	110,476	83,734	212,231	483,157	1,336,398	2,959,722	4,779,277	1873
15,394	223,582	94,536	333,512	700,813	1,616,663	2,974,892	5,292,368	1874
4,789	83,527	72,923	161,239	652,870	1,644,826	3,082,831	5,380,527	1875
7,280	97,300	80,824	185,404	687,101	1,475,319	3,338,569	5,500,989	1876
13,470	94,712	157,937	266,119	808,330	1,317,917	3,748,113	5,874,360	1877
6,732	152,332	42,204	201,268	1,043,539	2,367,007	3,443,429	6,853,975	1878
7,521	162,911	41,940	212,372	1,494,846	1,899,190	3,534,835	6,928,871	1879
6,598	130,490	27,678	164,766	1,154,245	1,738,870	3,686,541	6,579,656	1880
7,317	163,312	30,692	201,321	1,562,802	2,241,585	3,063,328	6,867,715	1881
2,566	223,412	38,789	264,767	2,129,982	2,441,204	3,110,893	7,682,079	1882
5,466	301,192	40,414	347,072	2,337,072	3,186,218	3,285,828	8,809,118	1883
15,700	219,757	45,634	281,091	1,621,816	3,598,216	3,371,622	8,591,654	1884
2,219	179,017	57,320	238,556	1,543,014	3,560,731	2,856,256	7,960,001	1885
9,355	220,523	233,000	462,878	1,586,771	2,587,548	2,669,069	6,843,388	1886
8,630	122,871	14,675	146,176	1,704,190	2,717,509	2,454,111	6,875,810	1887
6,986	103,528	49,865	160,379	1,544,901	3,123,853	3,124,429	7,793,183	1888
5,015	90,022	48,138	143,175	1,249,928	2,839,980	3,122,300	7,212,208	1889
1,916	69,871	45,069	116,856	2,707,422	2,850,528	2,903,956	8,461,906	1890
2,760	70,073	52,923	125,756	2,747,882	3,807,786	3,159,733	9,715,401	1891
4,238	74,029	44,758	123,025	3,006,810	3,452,036	3,216,552	9,675,398	1892
9,739	99,364	40,555	149,658	2,347,076	3,503,904	2,892,070	8,743,050	1893
19,351	77,922	73,049	170,322	4,586,715	3,260,677	3,255,300	11,102,692	1894
10,047	52,340	73,535	135,922	4,143,994	3,025,171	3,523,082	10,692,247	1895
1,572	74,442	63,987	140,001	4,462,002	3,301,671	3,314,092	11,077,765	1896
3,157	75,236	59,384	137,777	4,366,081	2,998,655	2,949,587	10,314,323	1897
3,174	95,930	73,392	172,496	4,822,688	2,979,404	3,039,569	10,841,661	1898
3,395	128,388	92,113	223,896	3,610,972	3,179,751	3,118,939	9,909,602	1899
1,255	140,202	92,056	233,513	4,071,136	3,688,935	3,409,012	11,169,083	1900
11,270	186,140	123,865	321,275	3,113,306	4,224,948	3,382,098	10,720,352	1901
3,985	191,722	165,945	361,652	6,374,877	4,184,403	3,584,014	14,143,294	1902
3,321	267,076	194,812	465,209	3,904,793	3,760,266	4,135,125	11,800,184	1903
44,046	225,082	74,678	343,806	3,084,930	4,224,226	3,449,873	10,759,029	1904
5,004	267,636	255,460	528,100	2,524,495	4,593,564	3,996,259	11,114,318	1905
7,562	366,787	189,483	563,832	6,139,577	4,880,407	5,005,856	16,025,840	1906
30,448	394,517	294,801	719,766	2,411,102	3,549,375	4,401,665	10,362,142	1907*



7-8 EDWARD VII., A. 1908

No. 18 (C).—EXPORTS of Canada—

Fiscal Years.	ASHES—POT AND PEARL.							
	Quantities.				Values.			
	Great Britain.	United States.	Other Countries.	Totals.	Great Britain.	United States.	Other Countries.	Totals.
	Brls.	Brls.	Brls.	Brls.	\$	\$	\$	\$
1868				22,168	558,846	160,658	109	719,613
1869				22,796	623,031	100,384	158	723,573
1870				18,247	499,087	71,451	5,842	576,380
1871				17,466	605,984	24,918	5,550	636,452
1872				14,072	514,825	122,042	1,377	638,244
1873				16,315	655,415	34,201		689,616
1874	15,226	252		15,478	529,281	9,518		538,799
1875	13,287	559		13,846	524,898	21,330		546,228
1876					415,097	8,797		423,894
1877	16,343	116	1	16,460	468,788	3,042	2	471,832
1878	15,545	4,031	3	19,579	256,948	40,003	31	296,982
1879	8,655	2,343	58	11,056	206,067	37,159	1,541	244,767
1880	10,758	1,179	43	11,980	274,979	28,466	936	304,381
1881	9,346	753	50	10,149	275,932	13,442	1,212	290,586
1882	10,756	353		11,109	317,481	11,398		328,879
1883	6,987	556	258	7,801	239,669	19,051	9,335	268,055
1884	7,312	158	25	7,495	218,674	5,030	840	224,544
1885	5,358	299	302	5,959	140,074	7,629	8,619	156,322
1886	4,823	238	482	5,543	117,128	5,134	8,901	131,163
1887	4,411	322	37	4,770	118,698	7,667	1,223	127,588
1888	3,565	265	658	4,488	101,966	6,782	13,774	122,522
1889	2,991	81	490	3,562	84,032	2,010	14,337	100,379
1890	2,341	215	417	2,973	60,495	4,075	11,644	76,214
1891	2,201	565	187	2,953	68,380	16,717	5,895	90,992
1892	2,056	470	30	2,556	61,581	11,917	991	74,489
1893	1,651	432	14	2,097	50,106	11,203	451	61,760
1894	1,777	163	27	1,967	52,513	4,200	941	57,654
1895	1,990	311	82	2,383	56,391	7,537	2,327	66,255
1896	2,092	206	120	2,418	53,665	4,225	3,319	1,209
1897	1,756	308	86	2,150	42,467	6,329	2,136	50,932
1898	1,251	628	105	1,984	30,173	12,757	2,86	45,795
1899	1,441	315	96	1,852	42,360	7,794	2,784	52,938
1900	1,555	519	81	2,155	48,623	12,065	2,623	63,311
1901	1,193	237	103	1,533	38,595	7	2,887	48,579
1902	1,578	147	56	1,781	40,927	2,819	1,730	45,476
1903	1,128	304	84	1,516	34,652	7,913	3,281	45,846
1904	600	309	23	932	27,766	7,042	1,025	35,833
1905	795	142	18	955	33,408	3,830	700	37,938
1906	671	331	117	1,119	26,028	7,524	4,308	37,860
1907*	441	233	359	1,033	18,102	7,069	6,148	31,319

\*9 months.

## SESSIONAL PAPER No. 10

## The Produce of the Forest.

BARK FOR TANNING.								Fiscal Years.	
Quantities.				Values.					
Great Britain.	United States.	Other Countries.	Totals.	Great Britain.	United States.	Other Countries.	Totals.		
Cords.	Cords.	Cords.	Cords.	£	£	£	£		
}	Not separately stated prior to 1876.							1868	
								1869	
								1870	
								1871	
								1872	
								1873	
								1874	
								1875	
		43,224		43,224		170,632		170,632	1876
	1,114	75,383		76,497	16,969	284,730		301,699	1877
	106,374		106,374		360,259		360,259	1878	
	65,892		65,892		227,986		227,986	1879	
	112,813		112,813		441,360		441,360	1880	
	101,553		101,553		481,758		481,758	1881	
65	90,370	1,356	91,791	300	426,055	5,207	431,562	1882	
	63,573	1,621	65,194		314,078	7,913	321,991	1883	
	75,982		75,982		399,598		399,598	1884	
	74,794	4	74,798		364,015	38	364,053	1885	
	49,014		49,014		221,815		221,815	1886	
	52,755		52,755		235,787		235,787	1887	
	56,445		56,445		246,568		246,568	1888	
	35,831		35,831		154,699		154,699	1889	
	31,698		31,698		141,144		141,144	1890	
	46,047		46,047		213,455		213,455	1891	
	43,856		43,856		217,552		217,552	1892	
	41,872		41,872		205,495		205,495	1893	
	30,602		30,602		148,078		148,078	1894	
	41,778		41,778		193,727		193,727	1895	
	37,133		37,133		177,010		177,010	1896	
	24,888		24,888		112,154		112,154	1897	
	26,493		26,493		105,057		105,057	1898	
	13,879		13,879		48,890		48,890	1899	
	16,124		16,124		61,899		61,899	1900	
73	16,964		17,037	306	61,718		62,024	1901	
1,250	33,647		34,897	5,276	95,085		100,361	1902	
	16,769		16,769		74,816		74,816	1903	
	14,967		14,967		66,905		66,905	1904	
	12,857		12,857		59,552		59,552	1905	
	6,608		6,608		33,197		33,197	1906	
	5,979		5,979		30,911		30,911	1907*	

7-8 EDWARD VII., A. 1908

No. 18 (C).—EXPORTS of Canada—

Fiscal Years.	FIREWOOD.							
	Quantities.				Values.			
	Great Britain.	United States.	Other Countries.	Totals.	Great Britain.	United States.	Other Countries.	Totals.
	Cords.	Cords.	Cords.	Cords.	£	£	£	£
1868				226,378	9	495,098	541	495,648
1869				244,565	10	527,582	291	527,883
1870				235,762	8	519,977	250	520,235
1871				211,305		473,095	151	473,246
1872				188,698	123	469,438	220	469,781
1873				263,140		719,678	64	719,742
1874	40	207,184	38	207,262	180	570,107	126	570,413
1875	622	168,669	107	169,398	1,717	406,270	365	408,352
1876	21	176,157	124	176,302	88	349,033	351	349,472
1877	70	167,385	100	167,555	217	337,473	245	337,935
1878	26	166,865	43	166,934	136	318,784	117	319,037
1879	4	155,185	104	155,293	16	299,423	270	299,709
1880	614	152,036	318	152,968	2,475	292,086	626	295,187
1881	45	145,494	55	145,594	128	311,910	132	312,170
1882	220	170,239	116	170,575	675	366,390	419	367,484
1883	15	164,836	49	164,900	74	388,659	177	388,910
1884	12	158,605	80	158,697	24	353,570	235	353,829
1885	68	145,106	71	145,245	165	316,299	183	316,647
1886	9	155,087	82	155,178	40	313,214	226	313,480
1887		152,141	87	152,228		311,715	216	311,931
1888		156,650	70	156,726	18	337,806	178	338,002
1889		157,485	20	157,505		339,990	40	340,030
1890		133,224	47	133,271		281,125	173	281,298
1891		147,674	106	147,780		314,591	279	314,870
1892		179,103	55	179,158		370,152	149	370,301
1893	1	181,398	18	181,417	3	354,392	34	354,429
1894		148,929	149	149,078		286,808	228	287,036
1895		115,512	54	115,566		222,009	175	222,184
1896		118,681	39	118,720		222,309	80	222,389
1897		96,166	52	96,218		173,799	122	173,921
1898		79,904	68	79,972		140,761	136	140,897
1899		70,660	81	70,741		123,540	171	123,711
1900		67,159	44	67,203		117,663	88	117,751
1901	90	44,139	22	44,251	180	90,680	45	90,905
1902		43,850	23	43,873		91,407	100	91,507
1903		48,815	43	48,858		115,634	135	115,769
1904		30,553	33	30,586		71,887	74	71,961
1905		34,722	45	34,767		84,819	130	84,949
1906		31,374	78	31,452		68,881	241	69,122
1907*	60	18,073	131	18,264	180	48,921	331	49,432

\* 9 months.

## SESSIONAL PAPER No. 10

The Produce of the Forest—*Continued.*

## LOGS, ALL KINDS.

Quantities.				Values.				Fiscal Years.
Great Britain.	United States.	Other Countries.	Totals.	Great Britain.	United States.	Other Countries.	Totals.	
M. ft.	M. ft.	M. ft.	M. ft.	£	£	£	£	
					170,489		170,489	1868
					96,339		96,347	1869
					112,115		112,115	1870
	17,128		17,128		84,465		84,465	1871
	13,199		13,199		64,347		64,347	1872
	13,177		13,177		86,701		86,701	1873
	9,549		9,549		50,272		50,272	1874
	5,530		5,530		24,314		24,314	1875
	9,120	137	9,360	414	32,366	1,162	33,942	1876
1,259	14,362	13	15,634	19,888	48,426	163	68,477	1877
34	20,391	959	21,384	922	81,648	2,209	84,779	1878
64	24,900	67	25,031	841	93,823	113	94,777	1879
	34,041	4	34,045		134,013	24	134,037	1880
60	37,707	65	37,832	300	195,286	488	196,074	1881
318	46,450	67	46,835	8,186	274,083	866	283,135	1882
321	43,812	51	44,184	2,576	259,784	192	262,552	1883
201	45,717	51	45,969	820	228,579	471	229,870	1884
	47,790	39	47,829		225,532	326	225,858	1885
138	66,035	120	66,293	3,709	309,447	809	313,965	1886
100	66,607	27	66,734	5,350	341,083	205	346,638	1887
111	72,049	44	72,204	6,594	383,526	739	390,859	1888
213	93,507	133	93,853	8,627	564,620	3,848	577,095	1889
71	103,416	42	103,529	672	681,265	592	682,529	1890
263	105,126	75	105,464	6,346	722,845	1,025	730,216	1891
14	149,785	83	149,882	1,640	1,112,687	1,596	1,115,923	1892
437	198,014	162	198,613	7,581	1,508,116	1,460	1,517,157	1893
2,258	338,231	57	340,546	110,499	2,749,370	1,383	2,861,252	1894
131	283,537	64	283,732	5,033	2,227,819	563	2,233,415	1895
619	204,542	66	205,227	13,890	1,717,143	288	1,731,321	1896
1,216	260,590	57	261,863	30,300	2,090,823	305	2,121,428	1897
791	209,762	88	210,641	10,618	1,789,439	260	1,800,317	1898
209	184,887	23	185,209	4,761	1,564,525	125	1,569,411	1899
1,022	87,362	23	88,407	16,843	743,452	115	760,410	1900
52,471	82,878	2,432	137,781	443,951	589,904	21,696	1,055,551	1901
1,388	74,318	51	75,757	16,297	549,119	424	565,840	1902
1,949	49,777	77	51,803	29,795	401,313	3,020	434,128	1903
3,265	51,132	892	55,289	44,724	364,292	10,617	419,633	1904
2,988	65,938	446	69,372	36,920	439,500	3,356	479,776	1905
1,531	71,180	155	72,866	32,226	523,542	1,494	557,262	1906
2,086	44,375	18	46,479	38,948	421,390	217	460,555	1907*

† Includes 'Shingle bolts.'

7-8 EDWARD VII., A. 1908

## No. 18 (C).—EXPORTS of Canada—

Fiscal Years.	LUMBER—† DEALS, PINE.							
	Quantities.				Values.			
	Great Britain.	United States.	Other Countries.	Totals.	Great Britain.	United States.	Other Countries.	Totals.
	St. Hd.	St. Hd.	St. Hd.	St. Hd.	\$	\$	\$	\$
1868				146,396	3,926,596	17,802	45,363	3,989,761
1869				187,117	5,232,563	11,984	49,036	5,293,583
1870				169,057	4,840,947	24,189	56,281	4,921,417
1871				141,411	4,728,185	94,664	10,043	4,862,892
1872				174,483	5,018,614	65,919	29,445	5,113,978
1873				152,889	6,005,901	90,040	46,019	6,141,960
1874	329,355	359	2,002	331,716	7,830,825	6,372	61,692	7,898,889
1875	200,278	1,169	8,608	210,055	8,077,857	23,374	272,807	8,374,038
1876	220,021	635	3,307	223,963	7,626,479	15,616	86,039	7,728,134
1877	241,179	3	12,925	254,107	7,794,393	115	342,762	8,137,270
1878	236,680	469	15,509	252,658	7,225,773	12,667	399,602	7,638,042
1879	185,339	360	13,584	199,283	4,666,201	7,403	344,248	5,017,852
1880	195,652	416	17,545	213,613	5,348,172	10,567	416,895	5,775,634
1881	226,115	2,500	31,690	260,305	7,715,534	66,168	895,066	8,676,768
1882	220,216	1,975	41,403	263,594	6,635,582	83,783	1,226,136	7,945,501
1883	231,717	2,398	31,953	266,068	7,355,144	148,637	1,152,760	8,656,541
1884	254,824	2,128	29,262	286,214	7,610,813	66,754	918,056	8,595,623
1885	72,143	474	11,324	83,941	2,679,270	22,698	591,764	3,293,732
1886	75,586	4	8,515	84,105	3,148,161	288	503,000	3,651,449
1887	74,664	519	7,733	82,916	2,944,230	21,445	480,954	3,446,629
1888	57,801	12	2,229	60,042	2,200,015	416	144,340	2,344,771
1889	56,730	106	308	57,144	2,246,811	5,519	17,803	2,270,133
1890	92,461	42	1,559	94,062	3,690,969	954	83,098	3,775,021
1891	81,381		399	81,780	2,871,869		19,929	2,891,798
1892	64,122		823	64,945	2,403,766		26,104	2,429,870
1893	69,979		125	70,104	3,111,018		3,804	3,114,822
1894	65,589		65	65,654	2,748,896		2,173	2,751,069
1895	60,456		62	60,518	2,310,040		1,875	2,311,915
1896	83,878		316	84,194	3,025,569		12,222	3,037,791
1897	67,660	19	72	67,751	3,262,180	881	3,026	3,266,087
1898	77,736	2	485	78,223	3,788,871	90	25,986	3,814,947
1899	88,219		3,352	91,571	3,943,781		185,857	4,129,638
1900	69,392	1,853	509	71,754	3,223,585	31,730	21,201	3,276,516
1901	67,086	2,028	1,458	70,572	2,698,508	81,578	57,742	2,837,828
1902	62,518	3,096	577	66,191	3,015,694	118,209	30,649	3,164,552
1903	84,319	988	1,981	87,318	3,536,822	34,638	81,007	3,652,467
1904	51,175	2,070	2,964	56,210	2,740,702	99,504	135,408	2,975,614
1905	35,917	4,215	331	40,463	1,870,794	185,868	20,260	2,076,922
1906	34,335	4,481	195	39,011	2,166,525	172,785	14,617	2,353,927
1907*	22,956	2,302	17	25,275	1,521,931	99,511	3,076	1,624,518

\* 9 months.

† Includes 'Deals, Spruce and other,' prior to 1885.



## SESSIONAL PAPER No. 10

The Produce of the Forest—*Continued.*

LUMBER—DEALS, SPRUCE AND OTHER.									Fiscal Years.
Quantities.				Values.					
Great Britain.		United States.		Other Countries.		Totals.			
St.	Hd.	St.	Hd.	St.	Hd.	St.	Hd.		
Great Britain.		United States.		Other Countries.		Totals.			
St.	Hd.	St.	Hd.	St.	Hd.	St.	Hd.		
								1868	
								1869	
								1870	
								1871	
								1872	
								1873	
								1874	
								1875	
								1876	
								1877	
								1878	
								1879	
								1880	
								1881	
								1882	
								1883	
								1884	
								1885	
								1886	
								1887	
								1888	
								1889	
								1890	
								1891	
								1892	
								1893	
								1894	
								1895	
								1896	
								1897	
								1898	
								1899	
								1900	
								1901	
								1902	
								1903	
								1904	
								1905	
								1906	
								*1907	

Included with 'Deals, Pine,' prior to 1885.

7-8 EDWARD VII., A. 1908

No. 18 (C).—EXPORTS of Canada—

Fiscal Years	LUMBER—DEAL ENDS.							
	Quantities.				Values.			
	Great Britain.	United States.	Other Countries.	Totals.	Great Britain.	United States.	Other Countries.	Totals.
	St. Hd.	St. Hd.	St. Hd.	St. Hd.	\$	\$	\$	\$
1868					129,628		2,150	131,778
1869				6,680	149,044	270	1,976	151,290
1870					206,602	1,887	13,791	222,280
1871				6,685	158,317	2	551	158,870
1872				43,388	218,981		8,621	227,602
1873				7,972	229,529	250	876	230,655
1874	8,197	31.6	104	8,617	268,885	1,925	1,524	272,334
1875	9,425	60	381	9,866	342,468		10,019	352,585
1876	10,662	1,584	109	12,355	323,428	23,201	1,451	348,080
1877	15,544	38	595	16,177	349,254	109	10,409	359,772
1878	11,117	14	676	11,807	279,993	493	11,753	283,239
1879	10,610	2	516	11,128	217,491	17	8,259	225,767
1880	8,648	3	842	9,493	208,788	82	13,631	222,501
1881	9,677	1	1,115	10,793	304,355	18	20,541	324,914
1882	8,774		1,327	10,101	220,320		25,687	246,007
1883	11,267		858	12,125	310,320		19,225	329,545
1884	11,813	31	930	12,774	300,153	593	15,069	315,815
1885	8,967	96	765	9,828	249,747	1,520	13,772	265,039
1886	9,999	25	958	10,982	282,268	399	19,368	302,035
1887	10,530	33	902	11,465	250,411	561	11,606	262,578
1888	9,963	8	309	10,280	251,675	174	5,907	260,756
1889	9,800		261	10,061	236,337		6,106	242,443
1890	10,253		90	10,643	328,511		9,604	338,115
1891	10,673	9	509	11,191	269,830	181	11,087	281,098
1892	11,542		487	12,029	281,018		9,483	290,501
1893	11,895		295	12,190	289,697		5,781	295,478
1894	15,978		636	16,614	470,679		13,645	484,324
1895	16,150	60	460	16,670	454,993	873	8,394	464,260
1896	17,127	242	542	17,911	506,331	5,192	9,123	520,646
1897	19,181	103	344	19,628	628,110	2,151	6,932	637,193
1898	20,876	218	1,129	22,223	616,015	5,432	19,596	641,043
1899	19,915	13	902	20,830	753,728	363	16,367	770,458
1900	19,028	181	556	19,765	543,055	4,214	17,600	564,869
1901	22,105	2,592	1,411	26,108	588,422	51,789	41,173	681,384
1902	14,074	466	733	15,273	444,863	10,064	17,088	472,015
1903	16,357	247	604	17,208	529,434	5,872	16,463	551,769
1904	10,763	256	254	11,273	392,386	6,679	7,024	407,089
1905	10,790	364	519	11,673	364,809	10,430	17,288	392,527
1906	9,810	253	110	10,173	364,252	8,062	3,047	375,361
+1907	8,091	240	46	8,377	279,327	14,589	1,623	295,539

+ 9 months.

## SESSIONAL PAPER No. 10

The Produce of the Forest—*Continued.*

## LUMBER—LATHS, PALINGS AND PICKETS.

Quantities.				Values.				Fiscal Years.
Great Britain.	United States.	Other Countries.	Totals.	Great Britain.	United States.	Other Countries.	Totals.	
M	M	M	M	£	£	£	£	
				29,108	110,782	4,092	*143,982	1868
				33,448	157,659	1,440	*192,547	1869
			130,757	1,096	136,414	2,758	140,298	1870
			156,700	1,458	154,712	2,006	158,176	1871
			146,529	559	156,423	5,885	162,867	1872
			183,232	1,982	198,816	9,039	209,837	1873
			142,101	1,231	157,110	4,053	162,394	1874
			136,636	2,040	126,417	3,458	131,915	1875
			119,323	30,337	117,143	5,423	152,903	1876
			119,641	42,875	97,428	6,663	146,964	1877
			107,311	44,626	91,193	9,306	145,125	1878
			117,977	36,991	90,908	8,587	136,486	1879
			122,899	23,644	114,639	4,985	143,268	1880
			177,392	27,375	147,900	5,479	180,754	1881
			162,293	20,809	173,439	14,533	208,781	1882
			157,842	26,684	186,501	17,452	230,637	1883
			212,584	51,273	273,430	26,757	351,460	1884
			147,707	22,084	220,507	27,636	270,227	1885
3 854	141,220	5,214	150,288	18,508	213,881	25,870	258,259	1886
4,011	231,997	6,640	242,648	16,569	301,536	25,826	343,931	1887
2,453	232,139	3,140	237,732	16,570	329,971	14,341	360,882	1888
1,909	238,145	10,246	250,300	11,157	323,346	39,127	373,630	1889
4,500	274,492	5,402	284,394	28,738	345,053	18,709	392,500	1890
2,262	271,328	5,988	279,578	17,184	363,655	11,333	392,172	1891
1,088	246,061	7,617	254,766	5,820	332,044	26,428	364,292	1892
5,628	300,500	4,226	310,354	32,524	464,449	9,854	506,827	1893
2,352	349,958	4,824	357,134	18,927	515,177	18,067	552,171	1894
1,790	354,331	4,103	360,224	12,627	469,011	11,306	492,944	1895
653	421,368	5,032	427,053	3,726	509,650	15,019	528,395	1896
1,061	428,974	3,199	433,234	7,224	500,361	7,691	515,276	1897
2,288	332,019	5,298	339,605	13,012	351,500	11,769	376,281	1898
8,430	319,004	5,564	332,998	19,549	401,237	11,537	432,323	1899
5,287	341,526	8,492	355,305	25,606	490,531	15,969	532,105	1900
10,385	304,459	10,774	325,618	46,618	536,852	20,250	603,720	1901
1,466	473,121	6,385	480,972	19,682	806,882	14,150	840,714	1902
2,455	474,819	5,249	482,523	28,188	998,279	12,445	1,038,912	1903
2,690	352,375	7,369	362,434	28,856	787,613	19,440	835,939	1904
2,547	539,154	6,180	547,881	30,206	1,165,454	17,772	1,213,432	1905
2,052	660,762	6,193	669,007	32,234	1,697,026	14,141	1,743,401	19 6
2,683	572,254	3,955	578,892	17,890	1,525,675	14,651	1,558,216	1907

\* Includes 'Lathwood.'

7-8 EDWARD VII., A. 1908

No. 18 (C).—EXPORTS of Canada—

## LUMBER—\*JOISTS AND SCANTLING.

Fiscal Years.	Quantities.				Values.			
	Great Britain.	United States.	Other Countries.	Totals.	Great Britain.	United States.	Other Countries.	Totals.
	M. Ft.	M. Ft.	M. Ft.	M. Ft.	\$	\$	\$	\$
1868					36,997	53,274	12,310	102,581
1869					93,611	71,305	16,049	180,965
1870					99,029	97,239	30,400	226,668
1871					82,940	124,995	20,788	228,723
1872					103,799	125,622	26,922	256,343
1873					117,927	95,160	38,020	251,107
1874					81,297	41,602	19,845	142,744
1875					75,892	40,890	17,093	133,875
1876					66,214	5,678	4,631	76,523
1877	11,264	1,244	718	13,226	84,193	9,745	7,152	101,090
1878	12,655	1,131	1,746	15,532	88,165	7,476	15,610	111,251
1879	10,672	9,351	1,086	21,109	58,310	58,631	10,040	126,981
1880	11,015	4,756	2,226	17,997	67,019	29,743	16,959	113,721
1881	10,421	6,547	2,150	19,118	70,605	43,021	19,099	132,725
1882	10,561	6,579	2,997	20,137	80,352	42,673	26,053	149,078
1883	6,815	5,485	2,307	15,607	47,960	46,236	21,218	115,414
1884	8,279	6,195	1,886	16,361	57,383	44,107	16,643	118,133
1885	7,198	5,911	2,522	15,631	49,994	42,765	26,816	119,575
1886	5,265	8,709	4,130	18,104	36,930	66,487	47,953	151,370
1887	5,849	6,553	1,593	13,995	38,820	50,895	16,672	106,387
1888	4,862	20,388	2,370	27,620	34,900	148,894	24,272	208,066
1889	5,163	12,230	2,617	20,010	33,191	96,250	26,832	156,273
1890	7,212	10,261	1,858	19,331	55,823	83,765	20,331	159,919
1891	5,628	12,197	2,071	19,896	38,928	98,148	23,115	160,191
1892	4,791	8,839	1,706	15,336	33,072	67,874	17,525	118,471
1893	6,211	8,198	4,547	18,956	43,198	67,382	46,143	156,723
1894	6,014	10,966	5,563	22,543	41,434	95,209	50,795	187,438
1895	6,542	13,884	2,201	22,627	46,348	117,947	20,385	184,680
1896	6,874	28,959	9,296	45,129	52,649	270,425	79,380	402,454
1897	12,749	24,461	12,786	49,996	113,448	212,245	112,281	437,974
1898	16,993	8,575	6,016	31,584	122,373	69,975	53,925	246,273
1899	15,730	8,657	4,731	29,118	109,802	78,414	46,752	234,968
1900	13,838	7,093	5,471	26,402	108,254	70,403	57,007	235,664
1901	29,270	9,242	3,341	41,853	262,791	85,869	38,490	387,150
1902	21,167	15,708	1,292	38,167	195,013	156,486	16,466	367,965
1903	30,261	10,825	3,312	44,398	290,131	121,393	39,670	451,194
1904	36,966	9,848	2,930	49,744	368,433	113,428	42,977	524,838
1905	38,112	66,542	14,150	118,804	363,327	305,458	199,616	868,401
1906	36,086	47,421	7,300	90,807	379,933	556,562	109,893	1,046,388
†1907	38,466	19,291	5,212	62,969	428,614	251,201	81,378	761,193

\* Scantling only, † prior to 1889. † 9 months.

## SESSIONAL PAPER No. 10

The Produce of the Forest—*Continued.*

LUMBER—* PLANKS AND BOARDS.								Fiscal Years.	
Quantities.				Values.					
Great Britain.	United States.	Other Countries.	Totals.	Great Britain.	United States.	Other Countries.	Totals.		
M. ft.	M. ft.	M. ft.	M. ft.	\$	\$	\$	\$		
			671,025	110,154	5,734,281	796,254	6,640,689	1868	
			677,859	74,345	5,644,059	972,552	6,690,956	1869	
			846,882	96,028	7,053,720	1,106,851	8,256,599	1870	
			829,550	59,891	6,996,959	1,299,024	8,355,874	1871	
			898,209	61,819	7,036,752	1,625,824	8,724,395	1872	
			901,734	41,596	9,318,692	1,996,811	11,357,099	1873	
			911,794	229,961	7,130,456	1,860,724	9,221,141	1874	
			579,686	187,769	4,623,012	1,414,000	6,224,781	1875	
			421,664	176,129	3,453,694	1,017,737	4,647,470	1876	
			425,220	333,610	3,212,728	967,069	4,513,407	1877	
			437,900	301,733	3,105,195	968,224	4,375,152	1878	
			446,026	180,916	2,914,780	1,023,500	4,119,196	1879	
			681,202	217,470	4,670,187	992,624	5,880,281	1880	
			652,621	254,527	6,083,609	763,396	7,101,532	1881	
			78,168	699,777	258,180	7,097,938	8,267,862	1882	
			82,974	632,148	140,269	6,861,052	1,020,774	8,022,095	1883
			88,951	670,701	297,786	7,056,598	1,085,700	8,439,394	1884
			74,202	655,900	251,070	6,956,248	846,560	8,053,878	1885
17,016	514,985	53,202	585,203	241,360	5,853,021	543,497	6,637,878	1886	
12,673	508,304	59,850	580,827	155,221	6,209,023	643,193	7,007,437	1887	
10,940	553,939	76,513	641,392	131,769	6,831,950	823,797	7,787,516	1888	
13,437	617,688	90,775	721,900	158,443	7,187,101	996,926	8,342,470	1889	
26,438	592,410	78,370	697,218	299,588	6,745,075	887,292	7,931,955	1890	
14,041	686,577	75,175	775,793	162,520	7,633,262	831,130	8,626,912	1891	
17,192	612,954	83,145	713,291	169,332	7,056,686	824,335	8,050,353	1892	
27,127	723,639	103,680	854,446	288,244	8,313,222	1,039,217	9,640,683	1893	
25,428	541,711	101,452	668,591	385,093	6,562,289	999,619	7,947,001	1894	
28,426	535,573	103,724	667,723	493,486	6,054,825	859,273	7,407,584	1895	
36,920	690,431	91,178	818,529	583,393	7,041,074	888,952	8,513,419	1896	
63,043	887,715	123,423	1,074,181	948,090	8,612,241	1,257,581	10,817,912	1897	
71,814	357,945	84,850	514,609	1,074,519	3,706,887	830,131	5,611,537	1898	
93,011	421,854	134,183	649,048	1,283,396	4,352,393	1,240,434	6,876,223	1899	
86,500	651,149	104,805	842,454	1,165,605	7,331,243	1,114,430	9,611,278	1900	
117,074	504,579	114,042	735,695	1,532,860	6,582,695	1,264,950	9,380,505	1901	
114,622	683,423	136,037	934,082	1,623,292	9,365,302	1,580,397	12,568,991	1902	
98,134	724,677	131,430	954,241	1,552,756	10,571,940	1,881,092	14,005,788	1903	
89,232	594,871	140,331	824,434	1,615,397	8,907,959	2,187,256	12,707,912	1904	
80,266	689,003	153,542	922,811	1,299,226	10,166,961	2,383,088	13,849,275	1905	
81,176	889,268	153,066	1,123,510	1,499,438	13,700,968	2,757,619	17,958,025	1906	
68,169	658,071	154,847	881,087	1,215,421	11,245,616	2,869,596	15,330,633	1907+	

\* Includes 'Joists' prior to 1889.



7-8 EDWARD VII., A. 1908

No. 18 (C).—EXPORTS of Canada—

Fiscal Years.	LUMBER—STAVES, STANDARD AND OTHER AND HEADINGS.							
	Quantities.				Values.			
	Great Britain.	United States.	Other Countries.	Totals.	Great Britain.	United States.	Other Countries.	Totals.
	M.	M.	M.	M.	\$	\$	\$	\$
1868					509,987	187,240	85,969	783,196
1869				11,594	472,197	114,273	40,241	626,711
1870				10,372	427,182	101,174	62,046	590,402
1871				10,234	507,559	79,784	81,330	668,673
1872				10,210	629,840	115,978	67,010	812,828
1873				11,693	597,961	125,358	66,956	790,275
1874	3,667	3,469	803	7,939	605,455	139,616	82,226	827,297
1875	2,599	2,060	1,902	6,461	471,779	24,361	145,851	641,991
1876	2,700	1,339	962	5,001	363,466	26,827	80,802	473,095
1877	3,648	1,787	1,895	7,330	545,516	23,515	68,718	637,749
1878	2,978	2,765	1,817	7,560	362,770	20,858	59,287	442,915
1879	984	3,827	413	5,224	124,069	29,461	21,161	174,691
1880	1,159	9,467	764	11,390	140,959	40,101	29,201	209,897
1881	1,120	9,318	2,865	13,401	147,458	56,804	26,071	210,333
1882	674	30,535	759	31,968	92,509	151,018	50,490	294,017
1883	764	37,442	760	38,946	116,668	192,796	37,185	346,649
1884	415	54,206	737	55,358	57,783	256,777	19,115	333,675
1885	266	66,550	1,050	67,866	25,613	312,890	20,998	359,501
1886	99	81,087	425	81,610	9,450	329,076	6,681	345,207
1887	280	64,886	540	65,706	6,924	273,519	11,973	292,416
1888	5,960	31,786	669	38,415	39,565	160,593	9,039	209,197
1889	9,697	76,654	2,340	88,691	65,760	314,710	17,985	398,455
1890	13,080	70,165	1,021	84,266	57,862	333,836	10,876	402,574
1891	11,097	73,541	2,756	87,394	49,878	337,355	15,178	402,411
1892	7,330	84,905	1,182	93,417	34,895	416,040	8,618	459,553
1893					39,867	555,074	11,630	606,571
1894					36,640	592,998	11,439	641,077
1895					25,222	603,015	10,035	638,272
1896					87,176	604,912	9,895	701,983
1897					48,491	643,077	7,813	699,381
1898					57,227	336,539	7,317	401,083
1899					68,913	448,608	9,610	527,131
1900					65,641	475,730	8,445	549,816
1901					71,112	362,139	5,722	438,973
1902					68,124	224,092	8,831	301,047
1903					43,250	235,012	6,100	284,362
1904					47,735	145,064	14,691	207,490
1905					38,736	100,830	5,359	144,925
1906					35,198	67,945	8,713	111,856
1907*					32,008	118,598	4,096	154,702

\*9 months.

## SESSIONAL PAPER No. 10

The Produce of the Forest—*Continued.*

LUMBER—ALL OTHER, N.E.S.				TOTAL LUMBER.				Fiscal Years.
Values.				Values.				
Great Britain.	United States.	Other Countries.	Totals.	Great Britain.	United States.	Other Countries.	Totals.	
\$	\$	\$	\$	\$	\$	\$	\$	
12,643	679	198	13,520	4,755,113	6,104,058	946,336	11,805,507	1868
7,683	1,025	346	9,054	6,062,891	6,000,575	1,081,640	13,145,106	1869
12,533	1,291	2,044	15,868	5,683,417	7,415,944	1,274,171	14,373,532	1870
50,231	2,556	874	53,661	5,588,581	7,453,072	1,444,616	14,486,869	1871
22,359	4,514	475	27,348	6,055,971	7,505,208	1,764,182	15,325,361	1872
27,024	3,274	4,496	31,794	7,021,920	9,831,590	2,162,217	19,015,727	1873
25,754	754	214	26,722	9,043,408	7,477,835	2,030,278	18,551,521	1874
40,646	3,048	218	43,912	9,198,451	4,841,200	1,863,446	15,903,097	1875
54,365	73,212	278	127,855	8,642,418	3,715,281	1,196,361	13,554,060	1876
76,847	51,572	619	129,038	9,226,686	3,395,212	1,403,392	14,025,290	1877
48,720	35,264	5,271	89,255	8,342,780	3,273,146	1,469,053	13,084,979	1878
16,705	18,123	2,174	37,002	5,300,683	3,119,323	1,417,969	9,837,975	1879
31,744	35,555	2,207	69,506	6,037,432	4,900,874	1,476,502	12,414,808	1880
58,374	34,384	498	93,256	8,578,228	6,411,904	1,730,150	16,720,282	1881
43,190	79,116	9,797	132,103	7,350,942	7,627,967	2,264,440	17,243,349	1882
32,179	92,779	7,741	132,699	8,029,224	7,528,001	2,276,355	17,833,580	1883
43,417	143,904	5,751	193,072	8,418,608	7,842,073	2,087,091	18,347,772	1884
41,839	196,152	3,030	241,021	6,003,928	7,764,545	1,926,045	15,694,518	1885
70,624	294,490	21,820	386,934	7,387,880	6,812,446	1,534,185	15,734,511	1886
76,475	480,034	52,585	609,094	7,111,036	7,378,031	1,622,880	16,111,947	1887
97,913	518,183	441,169	1,057,265	6,429,887	8,071,942	1,674,268	16,176,097	1888
150,306	306,679	412,261	869,246	6,971,109	8,265,004	1,712,245	16,948,358	1889
122,100	278,847	430,843	831,790	9,693,830	7,840,971	1,671,204	19,206,005	1890
70,783	385,971	82,174	538,928	7,943,438	8,902,512	1,264,882	18,110,832	1891
84,537	271,774	59,922	416,233	6,723,067	8,171,683	1,273,824	16,168,574	1892
222,415	330,421	275,079	827,915	8,281,969	9,919,916	1,594,587	19,796,472	1893
42,049	222,117	184,721	448,887	8,669,358	8,429,718	1,480,522	18,579,598	1894
51,806	356,326	258,000	666,132	8,004,741	8,083,887	1,349,057	17,437,685	1895
168,759	396,239	168,838	733,836	9,292,908	9,327,592	1,397,770	20,018,270	1896
108,580	243,655	31,393	383,628	11,629,347	10,530,357	1,692,232	23,851,936	1897
140,803	155,172	5,528	301,503	12,907,621	4,935,903	1,467,509	19,311,033	1898
132,551	236,613	34,423	403,587	13,063,641	5,980,081	2,179,043	21,222,765	1899
168,767	409,722	10,063	588,552	12,822,910	9,165,135	1,658,716	23,646,761	1900
616,934	227,306	30,546	874,786	12,959,847	8,407,491	2,011,312	23,378,650	1901
213,046	214,994	25,879	453,919	11,979,477	11,356,086	2,284,788	25,620,351	1902
254,505	316,913	47,458	618,876	13,878,839	12,541,694	2,498,289	28,918,822	1903
212,988	166,186	46,818	425,992	12,618,267	10,483,878	2,903,173	26,005,318	1904
189,264	224,903	22,309	436,476	10,344,915	12,510,080	3,025,732	25,880,727	1905
166,269	308,050	30,816	505,135	10,471,158	17,080,998	3,096,549	30,648,705	1906
120,130	336,709	28,160	484,999	10,029,366	13,919,875	3,136,471	27,085,712	1907*

7-8 EDWARD VII., A. 1908

No. 18 (C).—EXPORTS of Canada—

Fiscal Years.	PULP WOOD, BLOCKS FOR.				SHIN			
	Values.				Quantities.			
	Great Britain.	United States.	Other Countries.	Totals.	Great Britain.	United States.	Other Countries.	Totals.
	£	£	£	£	M.	M.	M.	M.
1868								127,371
1869								118,547
1870								112,128
1871								118,815
1872								109,589
1873								118,924
1874					118	115,411	19,666	135,195
1875						85,441	27,080	112,524
1876						36,388	24,571	60,959
1877						30,046	19,388	49,434
1878					1	37,160	31,672	68,833
1879					695	43,179	35,199	79,073
1880	Not separately stated prior to 1890.					49,123	18,238	67,361
1881						79,293	23,020	93,313
1882					14	77,808	21,524	99,346
1883						76,615	23,796	100,411
1884					1,734	70,348	22,869	94,951
1885					3	52,287	26,886	79,176
1886						55,197	13,957	69,154
1887						63,044	8,889	71,933
1888					20	139,366	12,452	151,838
1889					240	174,462	18,765	193,467
1890	22,808	57,197		80,005	2,651	135,415	40,735	178,801
1891	18,362	170,636		188,998		188,969	19,949	208,918
1892	36,146	183,312		219,458	3,241	276,674	10,933	290,848
1893	13,461	371,981	650	386,092		357,464	13,913	371,377
1894	24,250	369,010		393,260	4,725	365,223	18,638	388,586
1895	9,396	458,613		468,009	3,680	343,971	13,284	360,935
1896	27,580	600,285		627,865		456,679	9,052	465,731
1897	33,931	677,221		711,152		671,021	12,533	683,554
1898	34,772	876,690	579	912,041		551,640	14,119	565,759
1899	28,099	809,795	4,192	842,086	98	536,680	27,222	564,000
1900	38,370	864,077	325	902,772		593,839	15,370	609,209
1901	32,198	1,364,821		1,397,019	47,920	563,440	11,729	623,089
1902	120,445	1,194,593		1,315,038		769,495	11,665	781,160
1903		1,558,560		1,558,560		790,525	7,752	798,277
1904		1,788,049		1,788,049		814,350	19,689	834,039
1905		2,600,814		2,600,814		779,768	19,454	799,222
1906		2,649,106		2,649,106	395	918,143	22,939	941,477
1907*		1,998,805		1,998,805		627,101	9,271	636,372

\*9 months.

## SESSIONAL PAPER No. 10

The Produce of the Forest—*Continued.*

VALUES.				SHOOKS, BOX AND OTHER.				Fiscal Years.
Values.				Values.				
Great Britain.	United States.	Other Countries.	Totals.	Great Britain.	United States.	Other Countries.	Totals.	
\$	\$	\$	\$	\$	\$	\$	\$	
.....	190,865	66,268	257,133	.....	84,590	395,865	480,455	1868
182	189,924	44,977	235,083	.....	78,113	506,806	584,919	1869
32	178,619	39,591	218,242	.....	27,432	565,434	592,866	1870
.....	204,357	34,054	238,411	.....	72,473	638,464	710,937	1871
.....	197,684	43,746	241,430	.....	51,365	508,753	560,118	1872
1,100	241,316	60,648	303,064	.....	115,424	596,677	712,101	1873
310	268,304	47,411	316,055	.....	64,856	355,208	420,064	1874
.....	202,071	72,469	274,540	.....	46,718	241,912	288,630	1875
.....	81,669	54,398	136,067	.....	16,838	188,328	205,166	1876
.....	60,581	39,262	99,843	5,500	17,911	161,290	187,701	1877
1	76,896	67,588	144,485	.....	12,818	61,620	74,438	1878
2,053	71,556	75,737	149,346	.....	13,511	82,388	95,899	1879
.....	88,755	32,690	121,445	.....	22,876	46,634	69,510	1880
.....	144,553	43,891	188,444	35	29,101	40,279	69,415	1881
15	191,144	47,426	238,585	.....	35,118	45,364	80,482	1882
.....	233,615	49,915	283,530	855	10,255	39,589	50,699	1883
4,229	165,922	37,833	207,984	4,270	30	25,913	30,213	1884
6	133,298	50,428	183,732	3,161	9,444	16,105	28,710	1885
.....	116,182	26,165	142,347	1,779	79,064	5,263	86,106	1886
.....	136,905	14,223	151,128	16,476	102,571	13,436	132,483	1887
25	289,005	22,163	311,193	15,499	214,800	12,957	243,256	1888
240	368,312	36,128	404,680	14,064	363,340	21,630	399,034	1889
6,685	296,933	37,254	340,872	23,113	141,327	34,063	198,503	1890
.....	400,891	38,038	438,929	41,667	121,105	38,944	201,716	1891
7,536	575,883	16,446	599,865	42,784	75,910	46,359	165,053	1892
.....	734,158	21,655	755,813	32,934	48,218	38,060	119,212	1893
7,681	716,225	30,837	754,743	34,875	38,408	31,956	105,239	1894
7,361	657,992	22,038	687,391	75,456	44,557	33,593	153,606	1895
.....	886,103	13,438	899,541	63,099	37,047	25,464	125,610	1896
.....	1,184,983	17,283	1,201,366	38,546	18,037	24,043	80,626	1897
.....	973,807	20,499	994,306	83,400	20,905	13,129	117,434	1898
654	939,243	36,256	976,153	164,976	36,077	24,107	225,160	1899
.....	1,109,296	22,210	1,131,506	121,713	59,899	69,745	251,357	1900
88,782	1,037,335	19,333	1,145,456	211,420	95,738	69,240	376,398	1901
.....	1,505,850	19,536	1,525,386	221,402	62,656	86,347	370,405	1902
.....	1,596,181	13,962	1,610,143	270,731	73,604	95,837	440,172	1903
.....	1,679,625	31,613	1,711,238	196,496	53,150	93,815	343,461	1904
.....	1,587,127	33,440	1,620,567	301,663	43,552	93,464	438,679	1905
990	1,874,249	33,247	1,908,486	268,550	31,625	67,603	367,778	1906
.....	1,325,958	14,896	1,340,854	223,132	18,756	41,822	283,720	1907



7-8 EDWARD VII., A. 1908

No. 18 (C).—EXPORTS of Canada—

Fiscal Years.	SLEEPERS AND RAILROAD TIES.							
	Quantities.				Values.			
	Great Britain.	United States.	Other Countries.	Totals.	Great Britain.	United States.	Other Countries.	Totals.
	Pcs.	Pcs.	Pcs.	Pcs.	\$	\$	\$	\$
1868				630,810	30,174	92,650	10	122,834
1869				432,620	9,482	71,641		81,123
1870				543,789	8,529	94,785	745	104,059
1871				1,156,270	340	217,281		217,621
1872				936,326	4,060	188,838	1,800	194,698
1873				1,659,718	6,606	381,733	3,323	391,662
1874		1,869,547		1,869,547		469,443		469,443
1875		905,523	60,503	966,026		196,066	12,338	208,404
1876	1,569	863,191	1,540	866,300	560	173,483	248	174,291
1877	7,296	908,590		915,886	28,534	165,508		194,042
1878	10,331	903,165	690	914,186	65,601	165,897	138	231,636
1879	2,736	1,007,849		1,010,585	1,040	190,036		191,076
1880	26,338	879,610	7,348	913,296	31,701	150,996	1,800	184,497
1881	10,804	3,641,147	4	3,651,955	25,791	298,776	1	324,568
1882	47,207	2,634,006	62,635	2,743,848	50,799	571,196	15,974	637,969
1883	31,555	2,074,930	20,183	2,126,668	62,606	484,769	6,953	554,328
1884	56,571	1,367,348	5,400	1,429,319	71,413	343,092	808	415,313
1885	45,100	712,935	2,400	760,435	55,417	142,049	360	197,826
1886	21,106	1,337,292		1,358,398	106,052	261,405		367,457
1887	17,275	1,779,985		1,797,260	20,672	335,274		355,946
1888	3,950	2,622,313		2,626,263	5,129	514,789		519,918
1889	3,812	2,399,873		2,403,685	765	469,793		470,558
1890	4,360	1,682,460		1,686,820	6,726	296,913		303,639
1891	2,547	1,603,169		1,605,716	2,992	307,684		310,676
1892		1,467,356	106	1,467,462		259,384	83	259,467
1893	7,226	1,403,472	3	1,410,701	2,247	212,632	13	214,892
1894		819,254		819,254		131,765		131,765
1895		825,640	55,503	881,143		127,019	3,189	130,208
1896	12,466	1,275,195		1,287,661	5,368	208,254		213,622
1897	16,816	1,309,122		1,325,938	7,851	221,929		229,780
1898	20,655	681,155		701,810	5,006	96,185		101,191
1899	15,711	513,357		529,068	4,776	79,529		84,305
1900	24,325	1,272,678		1,297,003	1,899	220,007		221,906
1901	30,368	799,760	4,689	834,817	8,848	142,658	703	152,209
1902	31,366	835,457	1,977	868,800	13,408	168,345	445	182,198
1903	6,529	962,978	500	970,007	2,634	207,750	500	210,884
1904	18,072	792,051	500	810,623	5,405	183,326	100	188,831
1905	11,427	722,979	4,330	738,736	4,567	173,996	2,320	180,883
1906	779	1,254,881	5,592	1,261,252	300	325,340	2,743	328,383
*1907	115	974,804	194,093	1,169,012	50	295,851	86,471	382,372

\* 9 months.



## SESSIONAL PAPER No. 10

The Produce of the Forest—*Continued.*

TIMBER, SQUARE—BIRCH.								Fiscal Years.
Quantities.				Values.				
Great Britain.	United States.	Other Countries.	Totals.	Great Britain.	United States.	Other Countries.	Totals.	
Tons.	Tons.	Tons.	Tons.	\$	\$	\$	\$	
			23,183	163,609	254	493	164,356	1868
			31,377	222,018	281	1,005	223,304	1869
			30,044	211,010	20	1,576	212,606	1870
			28,192	182,462	1,977	1,940	186,379	1871
			25,304	171,215	1,647	183	173,045	1872
			30,750	237,173	3,738	1,133	242,064	1873
			43,968	395,067	10,310	419	405,796	1874
41,320	2,576	72	54,194	454,581	2,470	1,048	458,099	1875
53,640	348	206	54,194	454,581	2,470	1,048	458,099	1875
31,773	991	413	33,177	241,170	8,804	2,900	252,874	1876
41,767	60	459	42,286	293,363	600	2,360	296,323	1877
30,748	60	344	31,152	214,036	155	2,095	216,286	1878
20,914	10	263	21,187	124,846	30	1,744	126,620	1879
33,957		495	34,452	223,854		3,019	226,873	1880
36,511		144	36,655	254,963		863	255,826	1881
24,999	132	229	25,360	166,856	1,289	1,936	170,081	1882
24,904	66	385	25,355	191,455	480	2,410	194,345	1883
42,109	30	257	42,396	299,730	112	1,362	301,204	1884
31,223	129	451	31,803	241,934	1,373	2,724	246,031	1885
37,436	106	193	37,735	263,296	828	1,149	265,273	1886
18,843	43	61	18,947	132,174	262	500	132,936	1887
18,698		10	18,708	136,585		132	136,717	1888
19,441	160	109	19,710	158,992	823	516	160,331	1889
28,126	210	34	28,370	233,639	840	155	234,634	1890
23,780	400	223	24,403	190,403	600	1,474	192,477	1891
29,329		9	29,338	235,039		36	235,075	1892
25,950		722	26,672	207,695		4,301	211,996	1893
16,788	7	13	16,808	127,468	84	39	127,591	1894
14,813	20	8	14,841	111,176	88	41	111,305	1895
26,777	132	60	26,969	226,335	945	435	227,715	1896
23,778	24	448	24,250	192,142	120	1,818	194,080	1897
15,987	45	105	16,137	140,948	338	1,279	142,565	1898
25,716	163	282	26,161	201,681	991	1,514	204,186	1899
22,147	2,511	92	24,750	209,270	18,065	1,089	228,424	1900
24,475	648	64	25,187	213,123	5,430	655	219,208	1901
10,481	41	75	10,597	103,683	430	754	104,867	1902
19,616	15	32	19,663	203,971	164	555	204,690	1903
10,891	100		10,991	108,023	1,252		109,275	1904
14,298	285	78	14,661	158,352	2,638	1,254	162,244	1905
20,472	1,770	351	22,593	240,942	15,163	4,815	260,920	1906
7,897	41		7,938	86,335	596		86,931	*1907

7-8 EDWARD VII., A. 1908

No. 18 (C).—EXPORTS of Canada—

Fiscal Years.	TIMBER, SQUARE—ELM.							
	Quantities.				Values.			
	Great Britain.	United States.	Other Countries.	Totals.	Great Britain.	United States.	Other Countries.	Totals.
	Tons.	Tons.	Tons.	Tons.	\$	\$	\$	\$
1868				33,657	305,292	806	3,420	309,518
1869				35,965	318,107	763	232	319,102
1870				33,498	306,813	5,530	1,639	313,982
1871				27,456	260,816	6,585	328	267,729
1872				23,431	226,836	2,295	718	229,849
1873				22,401	260,029	779	6,768	267,576
1874	27,625	45	26	27,696	394,415	135	290	394,840
1875	25,651	852	126	26,629	377,126	9,871	2,512	389,509
1876	20,908		32	20,940	230,937		417	231,354
1877	26,849		70	26,919	323,877		812	324,689
1878	19,999	255	47	20,301	224,052	2,079	564	226,695
1879	8,292	20	303	8,615	94,107	140	3,447	97,694
1880	14,401		177	14,578	154,733		1,912	156,645
1881	28,612	210	83	28,905	373,984	560	1,066	375,610
1882	15,861	1,271	333	17,465	197,686	4,917	3,957	206,560
1883	22,189	365	276	22,830	273,422	1,120	2,280	276,822
1884	16,237		66	16,303	214,901		1,043	215,943
1885	18,028			18,028	257,168			257,168
1886	19,653		14	19,667	259,528		240	259,768
1887	9,842	6	375	10,223	120,376	58	4,205	124,639
1888	8,286	5	126	8,417	99,412	25	1,545	100,982
1889	13,198		20	13,218	174,038		222	174,260
1890	17,582	8	748	18,338	244,968	104	10,621	255,693
1891	14,344	13		14,357	188,360	193		188,553
1892	14,480	65		14,545	198,434	193		198,627
1893	14,331		36	14,367	189,808		554	190,362
1894	10,478			10,478	140,367			140,367
1895	12,214		25	12,239	158,566		470	159,036
1896	14,095		194	14,289	184,712		2,566	187,278
1897	12,095		12	12,107	170,549		140	170,689
1898	12,313	16	388	12,717	179,468	136	4,742	175,346
1899	15,327			15,327	221,663			221,663
1900	10,389	20	135	10,544	158,254	249	2,212	160,715
1901	12,815	313		13,128	216,693	3,511		220,204
1902	13,014	24	79	13,117	246,025	448	1,780	248,253
1903	13,674		359	14,033	295,364		9,494	304,858
1904	6,701		248	6,949	154,816		5,220	160,036
1905	7,018		84	7,102	191,668		2,325	193,993
1906	8,705	20	332	9,057	241,070	207	10,610	251,887
*1907	8,612		67	8,679	241,238		2,589	243,827

\* 9 months.

## SESSIONAL PAPER No. 10

The Produce of the Forest—*Continued.*

## TIMBER, SQUARE—OAK.

Quantities.				Values.				Fiscal Years.
Great Britain.	United States.	Other Countries.	Totals.	Great Britain.	United States.	Other Countries.	Totals.	
Tons.	Tons.	Tons.	Tons.	£	£	£	£	
			63,841	593,676	75,109	55,126	723,911	1868
			67,954	735,601	42,801	42,087	820,489	1869
			68,659	696,039	61,356	49,142	806,537	1870
			94,751	1,189,602	81,546	79,673	1,350,821	1871
			88,712	1,151,501	64,249	64,670	1,280,420	1872
			83,174	1,125,256	81,120	36,108	1,242,484	1873
			90,425	1,456,483	81,556	56,060	1,594,099	1874
			81,959	1,554,048	12,918	65,698	1,632,664	1875
			66,952	1,050,067	16,303	26,640	1,093,010	1876
			94,927	1,501,020	9,956	86,695	1,597,671	1877
			68,888	994,616	6,173	95,757	1,096,546	1878
			26,779	308,193	3,322	97,006	408,521	1879
			43,110	526,939	7,648	57,496	592,083	1880
			67,167	1,168,701	23,973	15,931	1,208,605	1881
			37,629	707,728	5,327	35,054	748,109	1882
			47,802	972,472	472	3,386	976,350	1883
			44,201	876,342	8,853	5,302	890,497	1884
			29,366	552,082	4,607	18,886	575,575	1885
			36,407	703,725	205	1,056	704,986	1886
			19,995	381,898	4,188	10,990	397,076	1887
			21,123	413,415	608	3,292	417,315	1888
			25,942	551,071	364	440	551,875	1889
			40,245	847,915	502	10,069	858,486	1890
			24,856	514,385	75	7,538	521,998	1891
			20,495	423,777		7,424	431,201	1892
			23,755	507,529		1,109	508,638	1893
			25,333	570,609	66		570,675	1894
			17,970	395,015		1,260	396,275	1895
			27,669	583,229		722	583,951	1896
			30,105	515,182	1,200	162	516,544	1897
			26,395	605,784	270	670	606,724	1898
			25,490	554,472		2,420	556,892	1899
			13,562	279,219		1,079	280,298	1900
			11,152	210,667	841	1,900	213,408	1901
			15,221	354,759	1,193		355,952	1902
			16,318	412,641	447		413,088	1903
			8,000	226,289	470		226,759	1904
			3,943	92,177	1,427	155	93,759	1905
			8,352	182,260	230		182,490	1906
			8,639	187,751	466		188,217	1907

7-8 EDWARD VII., A. 1908

No. 18 (C).—EXPORTS of Canada—

Fiscal Years.	TIMBER, SQUARE—WHITE PINE.							
	Quantities.				Values.			
	Great Britain.	United States.	Other Countries.	Totals.	Great Britain.	United States.	Other Countries.	Totals.
	Tons.	Tons.	Tons.	Tons.	\$	\$	\$	\$
1868				455,837	2,317,474	120,890	29,265	2,467,629
1869				431,814	2,581,287	61,521	12,449	2,655,257
1870				374,561	2,707,438	83,737	13,906	2,805,081
1871				356,364	3,265,417	70,884	12,860	3,349,161
1872				433,826	4,078,129	56,672	21,173	4,155,974
1873				380,554	3,837,466	116,808	19,244	3,973,518
1874	243,235	2,329	10,807	256,371	2,651,724	33,572	55,262	2,740,558
1875	338,976	6,524	3,673	349,173	3,460,850	39,091	44,314	3,544,255
1876	282,753	5,896	792	289,441	2,908,641	27,782	6,837	2,943,260
1877	408,698	1,637	1,759	412,094	4,211,752	9,095	14,633	4,235,480
1878	292,108	1,400	3,008	296,516	2,766,961	6,296	25,215	2,798,472
1879	126,259	141	1,078	127,478	1,077,478	848	7,752	1,086,078
1880	144,253	2,327	2,221	148,801	1,175,751	23,508	14,900	1,214,159
1881	330,079	2,709	1,365	334,153	3,506,641	9,677	7,999	3,524,317
1882	182,841	10,881	1,257	194,979	2,153,839	24,335	10,671	2,188,845
1883	210,825	2,995	179	213,999	2,837,159	13,991	1,758	2,852,908
1884	249,745	1,450	102	251,297	3,160,812	7,064	360	3,168,236
1885	168,443	3,188	1,592	173,223	1,984,523	19,108	15,679	2,019,310
1886	167,356	270	13	167,639	1,748,055	2,226	248	1,750,529
1887	104,050		510	104,560	1,325,246		5,787	1,331,033
1888	122,784	262	250	123,296	1,480,771	2,887	2,874	1,486,532
1889	149,065	143	463	149,671	2,005,457	2,095	6,954	2,014,506
1890	173,479	60	1,721	175,260	2,650,847	450	47,629	2,698,926
1891	138,736	77	472	139,285	1,952,083	900	6,214	1,959,197
1892	118,454	162	12	118,628	1,572,138	1,542	138	1,573,818
1893	97,446	192	18	97,656	1,367,071	1,728	172	1,368,971
1894	109,098	154	60	109,312	1,566,060	2,195	580	1,568,835
1895	70,181	30	52	70,263	1,036,730	182	784	1,037,696
1896	91,106	27		91,2	1,514,760	432	2,850	1,518,042
1897	88,194	273		88,467	1,281,468	2,225		1,283,693
1898	86,331		330	86,661	1,530,379		5,688	1,536,067
1899	96,564	319	810	97,693	1,338,009	3,169	15,476	1,356,654
1900	72,842	206	60	73,108	1,182,048	2,041	873	1,184,962
1901	48,690	454	250	49,394	880,669	6,040	4,650	891,359
1902	46,446	988	252	47,686	906,747	10,298	6,750	923,795
1903	57,786	621	225	58,632	1,294,716	9,041	6,800	1,310,557
1904	53,989	225	799	55,013	1,506,040	2,656	21,810	1,530,056
1905	37,947	208	525	38,680	980,040	2,620	13,210	995,870
1906	41,685	200	279	42,164	957,588	2,996	6,709	967,293
*1907	32,912	38	17	32,967	840,969	561	269	841,799

\* 9 months.

## SESSIONAL PAPER No. 10

The Produce of the Forest—*Continued.*

TIMBER, SQUARE—ALL OTHER, N.E.S.								Fiscal Years.
Quantities.				Values.				
Great Britain.	United States.	Other Countries.	Totals.	Great Britain.	United States.	Other Countries.	Totals.	
Tons.	Tons.	Tons.	Tons.	\$	\$	\$	\$	
			74,410	478,787	7,394	8,952	495,133	1868
			64,201	442,987	2,722	17,648	463,357	1869
				373,968	8,838	4,583	387,389	1870
			62,043	459,411	12,635	2,494	474,540	1871
			57,492	455,214	9,185	6,225	470,624	1872
			50,496	475,894	11,792	2,800	490,486	1873
27,430	2,637	104	30,171	330,298	20,402	2,360	353,060	1874
53,864	2,283	182	56,329	557,378	9,866	1,736	568,980	1875
49,987	6,341	174	56,502	471,695	30,673	1,889	504,257	1876
73,384	768	814	74,966	601,834	4,352	5,809	611,995	1877
44,949	1,490	871	47,310	356,304	9,613	10,599	376,516	1878
25,086	707	659	26,452	195,889	3,032	4,903	203,824	1879
26,400	1,458	489	28,327	220,617	12,192	3,806	236,645	1880
51,979	4,748	26	56,753	532,661	8,209	358	541,228	1881
32,381	4,348	1,024	38,753	365,518	17,118	9,683	392,319	1882
37,725	3,121	281	41,127	395,255	18,998	2,698	416,951	1883
40,419	1,331	1,054	42,804	402,562	9,488	11,627	423,677	1884
27,779	625	240	28,644	310,427	3,675	2,100	316,202	1885
27,069	343	13	27,425	289,734	2,187	143	292,064	1886
15,563	611	188	16,362	198,294	6,169	2,238	206,701	1887
18,049	520	112	18,681	239,098	2,017	1,376	242,491	1888
18,650	503	119	19,272	220,418	6,083	958	227,459	1889
23,436	314	644	24,394	297,131	2,595	6,405	306,131	1890
17,960	345	87	18,392	218,530	2,459	1,076	222,065	1891
14,194	931	296	15,421	145,803	4,119	2,313	152,235	1892
13,875	1,087	901	15,863	153,619	8,281	9,507	171,407	1893
14,214	1,328	2,415	17,957	165,400	6,634	11,040	183,074	1894
9,082	1,488	53	10,623	111,308	7,619	1,020	119,947	1895
16,406	984	97	17,487	203,775	5,451	1,205	210,431	1896
8,179	2,180	117	10,476	99,372	24,102	588	124,062	1897
8,236	1,218	121	9,575	104,172	13,647	1,465	119,284	1898
10,322	150	41	10,513	134,107	1,721	452	136,280	1899
18,883	1,213	512	20,608	141,177	16,057	2,113	159,347	1900
21,501	4,406	144	26,051	342,185	42,149	1,432	385,766	1901
7,742	1,468	398	9,608	115,162	14,041	5,509	134,712	1902
16,014	690	209	16,913	307,481	6,890	4,100	318,471	1903
3,489	3,242	720	7,451	63,187	28,154	14,357	105,698	1904
4,018	1,049	76	5,143	55,968	11,041	998	68,007	1905
2,482	1,467	123	4,072	45,501	14,073	1,410	60,984	1906
5,416	542	1	5,959	106,621	7,570	10	114,201	*1907



7-3 EDWARD VII., A. 1908

No. 18 (C).—EXPORTS of Canada—

Fiscal Years.	TOTAL TIMBER, SQUARE.							
	Quantities.				Values.			
	Great Britain.	United States.	Other Countries.	Totals.	Great Britain.	United States.	Other Countries.	Totals.
	Tons.	Tons.	Tons.	Tons.	\$	\$	\$	\$
1868				650,928	3,858,833	204,453	97,256	4,160,547
1869				631,311	4,300,000	108,083	73,421	4,481,509
1870					4,295,268	159,481	70,846	4,525,595
1871				568,806	5,357,708	173,627	97,295	5,628,630
1872				628,765	6,082,895	134,048	92,969	6,309,912
1873				567,875	5,935,818	214,237	66,073	6,216,128
1874	411,241	23,098	14,292	448,631	5,227,987	145,975	114,391	5,488,353
1875	549,204	11,445	7,635	568,284	6,403,983	74,216	115,308	6,593,507
1876	447,860	16,286	2,866	467,012	4,902,510	83,562	38,683	5,024,755
1877	639,086	4,025	8,081	651,192	6,931,846	24,003	110,309	7,066,158
1878	449,849	4,170	10,148	464,167	4,555,969	24,316	134,230	4,714,515
1879	290,615	1,202	8,694	210,511	1,800,513	7,372	114,852	1,922,737
1880	256,378	4,833	8,057	269,268	2,301,924	43,318	81,133	2,426,465
1881	509,450	11,653	2,530	523,633	5,836,950	42,419	26,217	5,905,586
1882	292,531	17,031	4,624	314,186	3,591,627	52,986	61,301	3,705,914
1883	343,205	6,650	1,258	351,113	4,669,763	35,061	12,532	4,717,356
1884	391,820	3,458	1,723	397,001	4,954,346	25,517	19,691	4,999,557
1885	273,027	4,764	3,273	281,064	3,346,134	28,763	39,389	3,414,286
1886	287,921	730	307	288,958	3,264,338	5,446	2,836	3,272,620
1887	168,293	976	1,719	170,988	2,157,988	10,677	23,720	2,192,385
1888	188,940	870	654	190,464	2,369,281	5,537	9,219	2,384,037
1889	226,296	834	731	227,861	3,109,976	9,365	9,090	3,128,431
1890	282,868	640	3,533	287,041	4,274,500	4,491	74,879	4,353,870
1891	219,676	839	1,194	221,709	3,063,761	4,227	16,302	3,084,290
1892	196,952	1,158	675	198,785	2,575,191	5,854	9,911	2,590,956
1893	175,357	1,279	1,727	178,363	2,425,722	10,009	15,643	2,451,374
1894	175,911	1,494	2,488	179,893	2,569,904	8,979	11,659	2,590,542
1895	124,260	1,538	159	125,957	1,812,795	7,889	3,575	1,824,259
1896	176,053	1,143	535	177,731	2,712,811	6,828	7,778	2,727,417
1897	162,351	2,497	585	165,433	2,258,713	27,647	2,708	2,289,068
1898	149,262	1,293	1,000	151,555	2,551,751	14,391	13,844	2,579,986
1899	173,419	632	1,235	175,286	2,449,932	5,831	19,862	2,475,675
1900	137,823	3,950	907	142,680	1,969,968	36,412	7,366	2,013,746
1901	118,633	5,917	569	125,119	1,863,337	57,971	8,637	1,929,945
1902	92,904	2,610	804	96,318	1,726,376	26,410	14,793	1,767,579
1903	123,408	1,348	825	125,581	2,514,173	16,542	20,949	2,551,664
1904	83,070	3,600	1,761	88,437	2,058,355	32,532	41,387	2,132,274
1905	67,224	1,624	768	69,616	1,478,205	17,726	17,942	1,513,873
1906	81,696	3,480	1,085	86,261	1,667,361	32,669	23,544	1,723,574
*1907	63,476	644	85	64,205	1,462,914	9,193	2,868	1,474,975

\* 9 months.

## SESSIONAL PAPER No. 10

The Produce of the Forest—*Concluded.*

ALL OTHER ARTICLES, N.E.S.				TOTALS.				Fiscal Years.
Values.				Values.				
Great Britain.	United States.	Other Countries.	Totals.	Great Britain.	United States.	Other Countries.	Totals	
£	£	£	£	£	£	£	£	
151,264	339,665	39,470	530,399	9,354,244	7,842,526	1,545,855	18,742,625	1868
153,565	342,429	50,345	548,339	11,151,161	7,515,075	1,757,646	20,423,882	1869
114,653	345,318	50,305	510,276	10,600,994	8,925,122	2,007,184	21,533,300	1870
79,097	454,715	52,780	586,592	11,631,710	9,158,603	2,272,910	23,063,223	1871
119,110	482,433	54,443	655,986	12,776,984	9,215,403	2,467,490	24,459,877	1872
99,785	998,079	66,312	1,164,176	13,720,644	12,622,959	2,955,314	29,298,917	1873
127,712	663,636	41,511	832,859	14,928,878	9,719,946	2,588,955	27,237,779	1874
174,769	590,662	57,907	823,338	16,303,818	6,402,847	2,363,745	25,070,410	1875
68,003	161,404	31,544	260,951	14,029,090	4,793,065	1,511,075	20,333,230	1876
39,140	185,622	32,510	257,272	16,737,568	4,522,508	1,750,173	23,010,249	1877
49,015	127,286	24,164	200,465	13,271,372	4,481,053	1,759,150	19,511,575	1878
17,100	171,295	8,792	197,187	7,328,313	4,231,484	1,701,662	13,261,459	1879
24,825	429,644	8,408	462,877	8,673,336	6,532,418	1,648,753	16,854,507	1880
41,526	420,695	8,903	471,129	14,758,890	8,349,844	1,851,278	24,960,012	1881
29,841	636,596	7,259	673,696	11,349,866	10,192,933	2,443,256	23,991,055	1882
22,570	612,767	24,388	659,725	13,027,337	9,916,040	2,427,349	25,370,726	1883
70,279	520,338	11,860	602,477	13,742,663	9,883,749	2,184,745	25,811,157	1884
28,696	364,162	14,898	407,756	9,577,581	9,355,736	2,056,391	20,989,708	1885
18,801	421,253	11,093	451,147	10,899,727	8,545,406	1,589,478	21,034,611	1886
15,271	493,796	9,846	518,913	9,445,491	9,353,506	1,685,749	20,484,746	1887
3,778	551,583	15,901	570,362	8,932,177	10,622,338	1,748,299	21,302,814	1888
8,716	505,890	5,137	519,743	10,197,529	11,043,023	1,802,455	23,043,007	1889
10,036	502,199	2,822	513,057	14,098,865	10,247,640	1,832,631	26,179,136	1890
1,336	588,395	7,310	597,041	11,146,282	11,763,058	1,372,675	24,282,015	1891
5,823	487,972	6,311	500,106	9,453,768	11,472,306	1,355,670	22,281,744	1892
7,059	483,840	6,315	497,214	10,821,082	13,859,960	1,678,868	26,359,910	1893
6,612	425,635	14,034	446,281	11,475,692	13,308,196	1,571,560	26,355,448	1894
4,660	451,920	17,847	474,427	9,975,833	12,482,969	1,432,364	23,891,166	1895
17,485	311,251	12,696	371,432	12,186,806	13,528,047	1,460,833	27,175,686	1896
18,430	393,380	24,556	436,366	14,059,585	15,435,759	1,763,385	31,258,729	1897
15,208	370,357	17,917	403,482	15,638,549	9,336,252	1,536,738	26,511,539	1898
18,777	326,349	55,289	400,435	15,777,996	9,921,704	2,321,829	28,021,529	1899
37,710	415,234	39,305	492,249	15,058,036	12,805,139	1,800,493	29,663,668	1900
15,285	335,204	22,638	373,127	15,662,749	12,190,617	2,156,491	30,009,857	1901
30,859	465,158	39,271	535,288	14,154,467	15,517,528	2,447,434	32,119,429	1902
11,611	383,225	30,375	425,211	16,742,435	16,977,232	2,666,348	36,386,015	1903
11,914	279,152	37,353	328,419	14,962,927	15,909,838	3,119,157	33,091,922	1904
14,329	316,053	7,543	337,925	12,214,007	17,837,049	3,184,627	33,235,683	1905
32,125	457,909	10,663	503,697	12,498,738	23,085,040	3,240,392	38,824,170	1906
10,872	321,024	5,547	337,443	11,783,564	18,397,753	3,294,781	33,476,098	1907*

7-8 EDWARD VII., A. 1908

## No. 18 (D).—EXPORTS of Canada—

Fiscal Years.	ANIMALS LIVING—HORSES.							
	Quantities.				Values.			
	Great Britain.	United States.	Other Countries.	Totals.	Great Britain.	United States.	Other Countries.	Totals.
	No.	No.	No.	No.	\$	\$	\$	\$
1868				7,175		584,658	5,396	590,054
1869				10,355		853,959	5,215	859,174
1870				16,461		1,452,421	5,690	1,458,111
1871				15,293	120	1,431,759	5,575	1,437,464
1872				11,997		1,209,374	6,015	1,215,389
1873				8,782		912,836	9,397	922,233
1874		5,252	147	5,399		560,349	10,195	570,544
1875		4,130	252	4,382		442,027	18,645	460,672
1876		4,094	205	4,299		427,343	14,995	442,338
1877	554	7,496	256	8,306	92,715	668,467	18,040	779,222
1878	1,743	12,213	223	14,179	268,706	985,897	19,125	1,273,728
1879	1,247	15,104	278	16,629	178,653	1,180,461	17,680	1,376,794
1880	510	20,594	289	21,393	65,843	1,793,616	20,920	1,880,379
1881	21	21,583	389	21,993	3,750	2,061,567	28,720	2,094,037
1882	42	20,636	242	20,920	10,930	2,296,077	19,630	2,326,637
1883	49	12,635	335	13,019	9,678	1,597,611	26,002	1,633,291
1884	224	11,123	248	11,595	18,728	1,574,906	24,195	1,617,829
1885	12	11,681	285	11,978	2,650	1,524,023	27,956	1,554,625
1886	121	16,113	291	16,525	19,279	2,104,355	23,950	2,147,584
1887	329	18,225	225	18,779	38,230	2,214,338	16,265	2,268,833
1888	246	19,925	226	20,397	36,750	2,402,371	19,110	2,458,231
1889	164	17,277	326	17,767	26,975	2,113,782	29,965	2,170,722
1890	125	16,118	307	16,550	17,925	1,887,895	30,253	1,936,073
1891	1,222	9,957	479	11,658	156,254	1,215,022	45,968	1,417,244
1892	1,369	9,261	433	11,063	214,785	1,094,461	44,781	1,354,027
1893	1,946	10,606	667	13,219	274,310	1,123,339	63,508	1,461,157
1894	3,510	4,490	734	8,734	400,507	480,525	64,628	945,660
1895	7,430	6,664	650	14,744	747,767	510,765	54,144	1,312,676
1896	17,179	4,021	652	21,852	1,729,508	328,338	55,249	2,113,095
1897	13,720	3,696	577	17,993	1,357,472	307,906	45,544	1,710,922
1898	11,479	2,457	413	14,349	1,160,367	307,124	29,953	1,497,444
1899	5,810	6,284	290	12,384	591,200	283,593	23,270	898,063
1900	5,044	1,527	3,482	10,053	517,641	222,625	426,715	1,166,981
1901	2,143	2,088	3,378	7,609	230,295	327,294	352,684	910,273
1902	4,508	1,879	6,300	12,687	435,155	345,048	676,970	1,457,173
1903	1,638	1,907	333	3,878	224,845	340,239	30,837	595,921
1904	237	1,528	630	2,395	26,900	322,207	52,500	401,607
1905	276	1,867	516	2,659	39,850	368,639	42,411	450,900
1906	249	2,147	398	2,794	42,230	443,197	39,193	524,620
1907*	140	1,569	406	2,115	20,425	347,740	72,013	440,178

\*9 months.

## SESSIONAL PAPER No. 10

## Animals and their Produce.

ANIMALS LIVING—HORNED CATTLE.								Fiscal Years.
Quantities.				Values.				
Great Britain.	United States.	Other Countries.	Totals.	Great Britain.	United States.	Other Countries.	Totals.	
No.	No.	No.	No.	\$	\$	\$	\$	
			44,442		999,378	100,562	1,099,940	1868
			65,251		1,348,844	78,917	1,427,761	1869
			107,731		2,922,610	84,268	3,006,878	1870
			79,613		2,208,259	70,295	2,278,554	1871
			22,438		540,179	91,049	631,228	1872
			25,637		555,552	100,042	655,594	1873
63	36,671	2,889	39,623	142,280	724,254	84,735	951,269	1874
455	34,651	3,862	38,968	33,471	672,060	117,991	823,522	1875
638	20,809	3,910	25,357	83,250	404,381	113,517	601,148	1876
4,007	13,851	4,798	22,656	315,230	268,317	132,203	715,750	1877
7,433	17,657	4,835	29,925	686,700	330,562	135,072	1,152,334	1878
20,587	21,316	4,666	46,569	1,571,211	402,799	122,686	2,096,696	1879
32,680	16,044	6,220	54,944	2,292,161	287,057	185,219	2,764,437	1880
49,409	7,323	5,545	62,277	3,157,009	154,851	153,011	3,464,871	1881
41,519	15,914	4,673	62,106	2,706,051	423,807	126,472	3,256,330	1882
37,894	23,280	5,222	66,396	3,209,176	516,585	172,267	3,898,028	1883
53,962	30,593	4,708	89,263	4,631,767	893,759	155,556	5,681,082	1884
69,446	67,758	5,799	143,003	5,752,248	1,411,642	213,887	7,377,777	1885
60,549	25,338	5,979	91,866	4,998,327	633,094	193,767	5,825,188	1886
63,622	45,765	6,887	116,274	5,344,375	887,756	254,587	6,486,718	1887
54,248	40,047	6,452	100,747	4,123,873	648,178	240,662	5,012,713	1888
60,000	37,360	5,559	102,919	4,992,161	488,266	227,699	5,708,126	1889
66,965	7,840	6,649	81,454	6,565,315	104,623	279,479	6,949,417	1890
107,689	2,763	7,309	117,761	8,425,396	26,975	320,128	8,772,499	1891
101,426	551	5,202	107,179	7,481,613	21,327	246,009	7,748,949	1892
99,904	402	6,918	107,224	7,402,208	11,032	331,843	7,745,083	1893
80,531	256	5,270	86,057	6,316,373	3,771	179,453	6,499,597	1894
85,863	882	7,057	93,802	6,797,615	19,216	303,992	7,120,823	1895
97,042	1,646	5,763	104,451	6,816,361	8,870	257,311	7,082,542	1896
120,063	35,998	5,308	161,369	6,454,313	509,138	195,937	7,159,388	1897
122,106	87,905	2,999	213,010	7,403,990	1,239,448	79,854	8,723,292	1898
115,476	92,834	3,537	211,847	7,129,430	1,298,170	95,235	8,522,835	1899
115,056	86,989	3,479	205,524	7,579,080	1,401,137	100,559	9,080,776	1900
119,050	46,244	3,985	169,279	8,028,476	891,340	144,746	9,064,562	1901
148,927	31,743	3,803	184,473	9,742,738	787,864	133,217	10,663,819	1902
161,170	10,432	5,178	176,780	10,842,438	292,288	207,906	11,342,632	1903
148,301	3,517	5,599	157,417	10,046,651	119,942	258,078	10,424,671	1904
159,078	3,696	4,328	167,102	11,047,167	152,084	161,718	11,360,969	1905
163,994	4,726	7,310	176,030	11,045,463	206,102	405,264	11,656,829	1906
149,340	8,184	4,617	162,141	10,200,137	478,765	253,637	10,932,539	1907*



7-8 EDWARD VII., A. 1908

No. 18 (D).—EXPORTS of Canada—

Fiscal Years.	ANIMALS, LIVING—SHEEP.							
	Quantities.				Values.			
	Great Britain.	United States.	Other Countries.	Totals.	Great Britain.	United States.	Other Countries.	Totals.
	No.	No.	No.	No.	£	£	£	£
1868				102,433		219,114	14,501	233,615
1869				195,682		442,364	12,204	454,568
1870				147,375		375,340	13,417	388,757
1871				313,619		819,688	9,674	829,362
1872				353,178		1,000,036	15,241	1,015,277
1873				315,832		943,200	14,521	957,721
1874		248,208	3,873	252,081		689,888	12,676	702,564
1875		236,808	5,630	242,438		617,632	19,929	637,561
1876		135,514	5,673	141,187		487,090	20,538	507,538
1877	3,170	198,820	7,909	209,899	21,968	536,648	24,404	583,020
1878	11,985	223,822	7,182	242,989	68,402	609,103	21,832	699,337
1879	54,421	246,573	7,099	308,093	333,531	630,174	24,340	988,045
1880	109,506	279,202	10,038	398,746	625,232	771,128	26,470	1,422,830
1881	80,222	264,812	9,121	354,155	594,596	748,945	28,586	1,372,127
1882	71,556	233,602	6,511	311,669	510,152	700,564	18,241	1,228,957
1883	72,038	228,541	7,895	308,474	632,386	723,655	32,015	1,388,056
1884	105,661	192,244	6,498	304,403	919,495	596,724	28,386	1,544,605
1885	51,355	274,962	8,726	335,043	456,136	773,491	31,414	1,261,071
1886	36,411	313,201	9,795	359,407	317,987	829,884	34,370	1,182,241
1887	68,545	363,046	11,904	443,495	568,433	974,482	49,252	1,592,167
1888	30,421	353,999	10,654	395,074	211,881	1,027,410	36,755	1,276,046
1889	43,477	307,775	8,879	360,131	303,009	918,334	41,782	1,263,125
1890	57,006	251,640	7,285	315,931	486,299	761,565	26,483	1,274,347
1891	40,732	244,996	13,619	299,347	344,405	759,081	42,979	1,146,465
1892	32,569	290,074	6,784	329,427	288,145	1,073,200	23,801	1,385,146
1893	14,821	337,718	7,970	360,509	133,222	1,088,814	25,819	1,247,855
1894	17,581	207,847	7,933	233,361	163,075	642,231	27,360	832,666
1895	137,889	146,783	7,079	291,751	1,253,399	346,746	24,442	1,624,587
1896	219,810	162,775	8,905	391,490	1,721,250	394,949	35,084	2,151,283
1897	78,496	224,837	10,077	313,410	361,705	602,894	37,412	1,002,011
1898	71,768	270,200	9,821	351,789	396,422	841,920	33,735	1,272,077
1899	62,495	334,890	7,937	405,322	333,736	1,176,687	30,434	1,540,857
1900	79,254	374,512	6,178	459,944	475,508	1,397,997	20,507	1,894,012
1901	77,632	308,820	8,229	394,681	435,335	1,158,069	32,298	1,625,702
1902	92,734	245,432	10,277	348,443	525,336	908,892	49,298	1,483,526
1903	114,392	258,506	8,545	401,443	656,887	961,109	37,685	1,655,681
1904	123,799	233,023	7,231	364,053	721,358	794,822	28,937	1,545,117
1905	113,765	167,513	7,035	288,313	708,298	664,437	27,975	1,400,710
1906	42,780	196,156	5,326	244,262	273,853	874,112	24,375	1,172,340
1907*	35,233	216,414	3,018	254,665	227,186	1,060,580	15,058	1,302,824

\*9 months.



## SESSIONAL PAPER No. 10

## Animals and their Produce—Continued.

ANIMALS, LIVING—ALL OTHER, N.E.S.				TOTAL ANIMALS, LIVING.				Fiscal Years.
Values.				Values.				
Great Britain.	United States.	Other Countries.	Totals.	Great Britain.	United States.	Other Countries.	Totals.	
\$	\$	\$	\$	\$	\$	\$	\$	
229	85,709	1,206	87,144	229	1,888,859	121,665	2,010,753	1868
181	170,513	1,071	171,765	181	2,815,680	97,407	2,913,268	1869
.....	334,823	1,724	336,547	.....	5,085,194	105,099	5,190,293	1870
.....	149,664	6,109	155,773	130	4,609,370	91,653	4,701,153	1871
.....	102,923	5,102	108,030	.....	2,852,517	117,407	2,969,924	1872
.....	171,969	1,504	173,473	.....	2,583,557	125,464	2,709,021	1873
.....	133,198	2,920	136,118	142,280	2,107,689	110,526	2,360,495	1874
172	197,903	3,964	202,039	33,643	1,929,622	160,529	2,123,794	1875
1,149	84,443	3,266	88,858	84,399	1,403,167	152,316	1,639,882	1876
584	56,800	2,730	60,114	430,497	1,530,232	177,377	2,138,106	1877
15,325	71,379	3,999	90,703	1,039,133	1,996,541	180,028	3,216,102	1878
51,018	94,109	5,895	151,022	2,134,413	2,307,543	170,601	4,612,557	1879
52,407	124,658	5,250	182,315	3,035,643	2,976,459	237,859	6,249,961	1880
21,124	120,618	4,062	145,804	3,776,479	3,085,981	214,379	7,076,839	1881
2,708	154,999	2,972	160,679	3,229,841	3,575,447	167,315	6,972,603	1882
1,625	168,589	3,296	173,510	3,852,865	3,006,440	233,580	7,092,885	1883
1,022	203,044	3,085	207,151	5,571,012	3,268,433	211,222	9,050,667	1884
1,925	175,587	5,246	182,758	6,212,959	3,884,743	278,533	10,376,235	1885
185	127,649	5,916	133,750	5,335,778	3,694,982	258,003	9,288,763	1886
5,057	102,146	6,521	113,724	5,956,095	4,178,722	326,625	10,461,442	1887
1,962	126,064	4,294	132,320	4,374,466	4,204,023	300,821	8,879,310	1888
1,127	115,241	4,296	120,664	5,323,272	3,635,623	303,742	9,262,637	1889
1,623	107,888	6,045	115,056	7,071,162	2,861,471	342,260	10,274,893	1890
4,901	54,398	3,408	62,707	8,930,956	2,055,476	412,483	11,398,915	1891
3,349	45,116	2,825	51,290	7,987,892	2,234,104	317,416	10,539,412	1892
20,008	182,207	5,002	207,217	7,829,748	2,405,332	426,172	10,661,312	1893
5,904	57,766	6,258	69,928	6,885,859	1,184,293	277,699	8,347,851	1894
6,301	41,270	5,839	53,410	8,805,082	917,997	388,417	10,111,496	1895
5,451	68,558	5,738	79,747	10,272,570	800,715	353,382	11,426,667	1896
43,279	66,283	5,840	115,402	8,216,769	1,486,221	284,733	9,987,723	1897
10,216	45,851	5,865	61,932	8,970,995	2,434,343	119,407	11,554,745	1898
17,134	52,346	9,091	78,571	8,071,500	2,810,796	158,030	11,040,326	1899
751	51,548	7,527	59,826	8,572,980	3,073,307	555,308	12,201,595	1900
36,555	48,448	8,389	93,392	8,730,661	2,425,151	538,117	11,693,929	1901
2,046	125,886	6,663	134,595	10,705,275	2,167,690	866,148	13,739,113	1902
1,474	368,810	8,078	378,362	11,725,644	1,962,446	284,506	13,972,596	1903
3,751	81,450	6,255	91,456	10,798,660	1,318,421	345,770	12,462,851	1904
170	99,996	7,190	107,356	11,795,485	1,285,156	239,294	13,319,935	1905
2,888	105,560	4,211	112,659	11,364,434	1,628,971	473,043	13,466,448	1906
508	80,825	7,338	88,674	10,448,256	1,967,913	348,046	12,764,215	*1907

7-8 EDWARD VII., A. 1908

No. 18 (D).—EXPORTS of Canada—

Fiscal Years.	FURS, DRESSED AND UNDRESSED.				HIDES AND SKINS OTHER THAN FUR.			
	Values.				Values.			
	Great Britain.	United States.	Other Countries.	Totals.	Great Britain.	United States.	Other Countries.	Totals.
	\$	\$	\$	\$	\$	\$	\$	\$
1868	365,662	55,377	1,796	422,835	106	133,100	8	133,214
1869	257,346	110,211	.....	367,557	855	289,047	396	290,298
1870	239,402	70,675	.....	310,077	1,606	271,826	.....	273,432
1871	223,137	77,746	14,739	315,622	8,739	203,168	254	212,161
1872	359,142	192,928	39,395	591,465	16	414,344	60	414,420
1873	538,935	392,919	4,119	935,973	950	524,144	.....	525,094
1874	1,212,276	419,118	2,107	1,633,501	2,526	391,521	22	394,069
1875	661,328	662,678	.....	1,324,006	5,243	360,250	300	365,793
1876	846,439	931,999	600	1,779,038	62,641	472,540	460	535,641
1877	1,036,640	284,676	1,441	1,322,757	11,174	504,063	95	515,332
1878	12,745	388,345	25,511	1,326,601	13,266	391,176	120	404,562
1879	706,975	453,416	30,965	1,191,356	30,872	385,644	.....	416,516
1880	624,808	401,594	9,223	1,035,625	100,709	658,273	1,612	760,594
1881	1,638,578	338,453	6,065	1,983,096	9,822	435,762	115	445,699
1882	1,069,510	168,970	39,860	1,278,340	5,361	378,099	2,769	386,229
1883	819,768	213,898	53,857	1,087,523	4,867	472,492	1,781	479,140
1884	802,850	254,130	62,776	1,119,756	37,704	426,126	808	464,638
1885	1,432,572	188,575	5,679	1,626,826	141,570	477,928	2,128	621,626
1886	1,325,309	306,295	24,600	1,656,204	785	494,271	2,932	497,988
1887	1,343,689	341,439	30,174	1,715,302	178,449	437,215	2,031	617,695
1888	1,775,600	286,584	6,017	2,068,201	25,634	535,996	11,529	573,159
1889	1,393,953	433,967	8,357	1,836,277	7,070	470,240	1,196	478,506
1890	1,154,427	412,010	5,959	1,572,396	28,082	481,165	751	509,998
1891	1,115,965	299,021	14,243	1,429,229	13,455	492,422	3,048	508,925
1892	1,210,804	332,735	11,603	1,555,142	650	493,143	5,822	499,615
1893	1,089,724	385,688	7,671	1,483,083	5,307	453,322	1,831	460,460
1894	1,235,726	496,413	24,624	1,756,763	21,575	294,125	2,992	318,692
1895	1,154,378	411,914	9,262	1,575,554	12,624	946,820	2,944	962,388
1896	1,380,165	400,193	19,300	1,799,658	19,887	1,121,938	19,925	1,161,750
1897	1,280,632	410,987	2,687	1,694,306	11,355	1,541,053	10,205	1,562,613
1898	1,256,306	271,383	2,208	1,529,897	4,863	1,114,236	1,523	1,120,622
1899	1,165,260	382,266	7,761	1,555,287	7,414	1,257,622	3,449	1,268,485
1900	1,483,100	310,688	13,178	1,806,966	6,421	1,396,635	3,283	1,406,339
1901	1,245,499	394,290	6,042	1,645,831	173,873	2,046,809	6,533	2,227,215
1902	1,130,529	653,298	13,051	1,796,878	32,600	1,667,396	3,188	1,703,184
1903	1,444,619	840,780	113,099	2,398,498	77,666	1,890,577	3,637	1,971,880
1904	1,425,486	629,994	92,478	2,147,958	280,816	1,783,066	20,093	2,083,975
1905	1,321,962	1,040,495	18,126	2,380,583	86,597	2,766,634	11,961	2,865,192
1906	1,061,014	1,397,881	5,442	2,464,337	17,825	3,490,234	20,707	3,528,766
†1907	1,694,289	884,994	57,696	2,636,979	18,600	2,611,287	48,292	2,678,179

†9 months.

## SESSIONAL PAPER No. 10

Animals and their Produce—*Continued.*

PROVISIONS—BUTTER.								Fiscal Years.
Quantities.				Values.				
Great Britain.	United States.	Other Countries.	Totals.	Great Britain.	United States.	Other Countries.	Totals.	
Lbs.	Lbs.	Lbs.	Lbs.	£	£	£	£	
.....	.....	.....	* 17,865,310	1,196,586	1,088,015	143,061	* 2,427,662	1868
.....	.....	.....	10,853,268	1,367,724	772,063	202,483	2,342,270	1869
.....	.....	.....	12,260,887	1,449,428	712,244	191,898	2,353,570	1870
.....	.....	.....	15,439,266	1,928,731	909,750	226,753	3,065,234	1871
.....	.....	.....	19,068,448	2,719,118	634,239	259,322	3,612,679	1872
.....	.....	.....	15,208,633	1,833,223	751,496	224,260	2,808,979	1873
.....	.....	.....	12,233,046	1,743,333	712,002	164,970	2,620,305	1874
8,638,736	2,802,488	791,822	12,233,046	1,668,524	353,987	314,813	2,337,324	1875
6,579,405	1,301,991	1,386,648	9,268,044	1,975,905	339,317	225,672	2,540,894	1876
9,430,712	1,619,206	1,200,148	12,250,066	2,746,630	65,773	261,006	3,073,409	1877
12,997,389	305,255	1,389,154	14,691,789	2,048,838	140,932	192,467	2,382,237	1878
11,031,366	783,650	1,191,610	13,066,626	1,891,611	37,577	172,709	2,101,897	1879
12,656,567	285,500	1,365,910	14,307,977	2,756,064	111,158	190,847	3,058,069	1880
16,687,978	557,785	1,289,599	18,535,362	3,333,419	58,522	181,093	3,573,034	1881
16,282,376	291,862	1,075,253	17,649,491	2,195,127	529,169	211,860	2,936,156	1882
11,183,746	2,711,977	1,266,116	15,161,839	1,330,585	206,154	169,078	1,705,817	1883
6,230,173	986,387	889,887	8,106,447	1,395,652	46,618	170,211	1,612,481	1884
6,889,713	236,921	948,903	8,075,537	1,212,768	16,795	201,342	1,430,905	1885
6,028,902	88,081	1,213,805	7,330,788					
3,546,182	111,388	1,011,171	4,668,741	652,863	17,545	161,947	832,355	1886
4,076,365	100,895	1,308,249	5,485,509	757,261	17,207	204,658	979,126	1887
3,343,601	64,230	1,007,550	4,415,381	614,214	13,468	170,991	798,673	1888
902,087	36,096	842,582	1,780,765	174,027	7,879	150,052	331,958	1889
1,029,346	27,667	894,572	1,951,585	184,105	5,059	150,967	340,131	1890
2,758,855	68,008	941,238	3,768,101	440,060	10,054	152,061	602,175	1891
4,636,550	40,262	1,059,884	5,736,696	877,455	6,038	172,565	1,056,058	1892
6,076,757	41,323	917,933	7,036,013	1,118,614	7,539	170,661	1,296,814	1893
4,684,537	33,186	816,898	5,534,621	936,422	6,048	153,118	1,095,588	1894
2,751,848	27,757	870,653	3,650,258	536,797	5,365	155,314	697,476	1895
4,970,047	16,708	902,486	5,889,241	893,053	2,729	156,307	1,052,089	1896
10,413,131	37,676	1,002,544	11,453,351	1,912,389	6,233	170,551	2,089,173	1897
10,461,823	18,913	773,051	11,253,787	1,915,550	3,738	127,398	2,046,686	1898
19,120,034	24,644	994,517	20,139,195	3,526,007	3,984	170,882	3,700,873	1899
24,317,436	28,804	913,497	25,259,737	4,947,000	5,044	170,112	5,122,156	1900
15,602,445	25,932	707,151	16,335,528	3,142,353	5,839	147,471	3,295,663	1901
26,846,205	249,180	760,593	27,855,978	5,459,300	41,149	160,092	5,660,541	1902
32,203,944	50,745	1,874,255	34,128,944	6,554,014	10,225	390,379	6,954,618	1903
22,979,617	31,416	1,556,968	24,568,001	4,400,774	6,497	316,884	4,724,155	1904
29,990,669	378,959	1,394,675	31,764,303	5,568,999	70,580	290,800	5,930,379	1905
32,904,990	113,258	1,013,277	34,031,525	6,802,003	33,965	239,571	7,075,539	1906
17,243,390	17,084	818,934	18,078,508	3,805,925	3,539	202,145	4,011,609	1907+

\* Includes 'Cheese and lard.'

Fiscal Years.	PROVISIONS—CHEESE.							
	Quantities.				Values.			
	Great Britain.	United States.	Other Countries.	Totals.	Great Britain.	United States.	Other Countries.	Totals.
	Lbs.	Lbs.	Lbs.	Lbs.	\$	\$	\$	\$
1868	Included with 'Butter' prior to 1869.							
1869				4,503,370	543,524	3,394	2,654	549,572
1870				5,827,782	667,541	2,872	4,073	674,486
1871				8,271,439	1,099,052	8,413	2,441	1,109,906
1872				16,424,025	1,817,857	12,829	9,598	1,840,284
1873				19,483,211	2,207,779	63,727	8,906	2,280,412
1874	22,634,897	1,156,579	259,506	24,050,982	3,348,840	137,143	37,218	3,523,201
1875	30,889,353	1,406,805	45,872	32,342,030	3,681,296	198,878	6,052	3,886,226
1876	33,927,697	1,026,995	69,398	35,024,090	3,639,629	104,403	7,236	3,751,268
1877	33,659,159	2,215,984	55,381	35,930,524	3,447,310	295,294	5,971	3,748,575
1878	36,331,358	1,641,248	81,688	38,054,294	3,801,643	186,530	9,348	3,997,521
1879	43,959,028	2,311,376	143,631	46,414,035	3,589,317	188,317	12,666	3,790,300
1880	39,153,726	1,141,358	73,594	40,368,678	3,772,769	114,507	6,090	3,893,366
1881	48,913,873	260,529	81,121	49,255,523	5,471,362	28,500	10,581	5,510,443
1882	50,555,644	156,024	95,381	50,807,049	5,471,676	18,436	10,756	5,500,868
1883	57,672,959	221,529	146,899	58,041,387	6,409,857	24,468	17,545	6,451,870
1884	60,338,074	231,149	186,200	60,755,423	7,207,425	24,866	19,698	7,251,989
1885	78,841,459	628,168	185,740	79,655,367	8,178,953	68,978	17,309	8,265,240
1886	77,823,157	174,674	115,096	78,112,927	6,729,134	15,478	10,014	6,754,626
1887	73,185,517	304,318	114,613	73,604,448	7,065,983	30,667	12,328	7,108,978
1888	83,323,842	758,162	91,263	84,173,267	8,834,997	83,153	10,092	8,928,242
1889	88,109,021	297,417	128,399	88,534,837	8,871,205	31,473	13,006	8,915,684
1890	94,037,860	67,318	155,009	94,260,187	9,349,731	6,425	16,056	9,372,212
1891	105,942,677	128,256	131,207	106,202,140	9,481,373	13,485	13,942	9,508,800
1892	117,703,193	383,409	183,450	118,270,052	11,593,690	39,558	19,164	11,652,412
1893	133,559,110	163,664	223,591	133,946,365	13,360,237	23,578	23,655	13,407,470
1894	154,557,761	63,984	355,735	154,977,480	15,439,198	9,552	39,441	15,488,191
1895	145,726,022	32,292	246,336	146,004,650	14,220,505	5,058	27,439	14,253,002
1896	164,410,940	60,371	217,812	164,689,123	13,924,672	10,359	21,540	13,956,571
1897	163,942,649	33,962	244,088	164,220,699	14,645,859	4,486	25,894	14,676,239
1898	196,220,771	146,349	336,203	196,703,323	17,522,681	14,604	35,478	17,572,763
1899	189,259,989	169,010	398,840	189,827,839	16,718,418	17,739	40,608	16,776,765
1900	185,627,757	40,479	316,194	185,984,430	19,812,670	4,836	38,818	19,856,324
1901	195,125,317	345,933	455,147	195,926,397	20,609,361	37,601	49,989	20,696,951
1902	200,392,350	86,502	467,549	200,946,401	19,620,239	12,038	54,014	19,686,291
1903	228,394,482	56,676	648,767	229,099,925	24,620,004	7,779	85,160	24,712,943
1904	233,293,338	34,608	646,770	233,980,716	24,099,004	5,386	80,176	24,184,566
1905	214,744,150	110,756	878,353	215,733,259	20,174,211	14,182	112,107	20,300,500
1906	214,877,977	114,023	843,443	215,834,543	24,300,908	16,082	116,179	24,433,169
*1907	177,442,106	41,776	657,685	178,141,567	21,909,879	6,900	89,805	22,006,584

\*9 months.



## SESSIONAL PAPER No. 10

Animals and their Produce—*Continued.*

PROVISIONS—EGGS.								Fiscal Years.
Quantities.				Values.				
Great Britain.	United States.	Other Countries.	Totals.	Great Britain.	United States.	Other Countries.	Totals.	
Doz.	Doz.	Doz.	Doz.	\$	\$	\$	\$	
.....	.....	.....	1,893,872	66	205,451	454	205,971	1868
.....	.....	.....	1,539,411	.....	188,050	199	188,249	1869
.....	.....	.....	2,460,687	.....	314,655	157	314,812	1870
.....	.....	.....	3,312,145	.....	422,843	1,190	424,033	1871
.....	.....	.....	3,724,977	.....	453,491	1,022	454,513	1872
.....	.....	.....	3,753,781	.....	508,270	1,177	509,447	1873
.....	4,405,500	2,034	4,407,534	.....	587,284	315	587,599	1874
81,078	3,427,830	12,160	3,521,068	12,250	420,548	1,475	434,273	1875
1,700	3,863,671	15,442	3,880,813	200	506,502	1,723	508,425	1876
9,610	4,999,445	16,898	5,025,953	1,290	531,560	2,041	534,891	1877
93,759	5,152,542	16,619	5,262,920	13,509	631,204	1,861	646,574	1878
260,890	5,167,738	12,194	5,440,822	18,691	554,164	1,238	574,093	1879
14,888	6,416,501	21,191	6,452,580	1,510	736,902	2,253	740,665	1880
24,831	9,044,640	20,664	9,090,135	1,877	1,099,454	2,481	1,103,812	1881
370,134	10,115,315	13,633	10,499,082	60,080	1,581,873	1,756	1,643,709	1882
.....	13,413,744	37,666	13,451,410	.....	2,251,304	5,282	2,256,586	1883
.....	11,384,856	105,999	11,490,855	.....	1,950,561	9,636	1,960,197	1884
.....	11,512,279	30,424	11,542,703	.....	1,826,729	3,903	1,830,632	1885
.....	12,708,883	49,649	12,758,532	.....	1,722,579	5,503	1,728,082	1886
.....	12,907,956	37,370	12,945,326	.....	1,821,364	4,195	1,825,559	1887
2,379	14,147,739	20,741	14,170,859	262	2,119,582	2,439	2,122,283	1888
98	14,011,017	17,778	14,028,893	18	2,156,725	2,767	2,159,510	1889
3,600	12,825,735	10,325	12,839,660	820	1,793,104	1,290	1,795,214	1890
649,476	7,354,235	19,224	8,022,935	83,589	1,074,247	2,523	1,160,359	1891
3,987,655	3,918,015	25,534	7,931,204	592,218	494,409	3,171	1,089,798	1892
4,104,632	2,664,942	35,858	6,805,432	538,944	324,355	4,708	868,007	1893
3,449,243	1,611,881	80,462	5,141,586	503,533	199,636	10,885	714,054	1894
4,184,271	2,256,518	60,028	6,500,817	524,577	275,827	7,586	807,990	1895
5,585,725	894,989	39,964	6,520,678	704,768	97,309	5,009	807,086	1896
6,939,496	479,258	57,852	7,476,636	923,965	47,623	6,891	978,479	1897
10,280,466	38,643	50,887	10,369,996	1,244,051	5,029	6,224	1,255,304	1898
9,564,220	45,029	43,263	9,652,512	1,254,392	6,666	6,065	1,267,063	1899
10,109,383	21,929	56,594	10,187,906	1,447,039	2,621	8,251	1,457,902	1900
11,273,452	37,197	52,415	11,363,064	1,677,727	6,529	7,384	1,691,640	1901
11,353,825	237,435	43,848	11,635,108	1,691,024	35,764	6,454	1,733,242	1902
7,305,136	46,773	52,191	7,404,100	1,420,769	6,436	8,934	1,436,130	1903
5,673,048	39,387	70,881	5,780,316	1,036,035	5,641	11,720	1,053,396	1904
3,352,485	100,548	148,394	3,601,427	660,610	22,702	29,554	712,866	1905
2,688,977	18,339	214,409	2,921,725	448,463	5,067	41,646	495,176	1906
2,434,508	34,286	122,411	2,591,205	521,656	7,632	27,269	556,557	*1907



Fiscal Years.	PROVISIONS—LARD.							
	Quantities.				Values.			
	Great Britain.	United States.	Other Countries.	Totals.	Great Britain.	United States.	Other Countries.	Totals.
	Lbs.	Lbs.	Lbs.	Lbs.	\$	\$	\$	\$
1868	Included with 'Butter' prior to 1869.							
1869				465,290	55,157	1,315	1,534	58,006
1870				1,369,117	188,168	8,808	2,528	199,504
1871				1,291,138	140,912	1,236	6,500	148,648
1872				*1,114,047	92,364	8,256	5,101	*105,721
1873				3,353,341	195,305	6,813	2,104	204,222
1874	2,107,205	8,234	21,706	2,137,145	214,672	1,238	2,587	218,497
1875	315,660	12,792	10,604	339,056	37,090	1,969	1,485	40,544
1876				637,555	44,380	5,639	1,777	51,796
1877	461,476	65,410	12,940	539,826	55,578	5,883	1,537	62,998
1878	258,617	542	6,388	265,347	26,880	37	724	27,641
1879	288,501	20,872	3,070	312,443	16,857	1,296	311	18,464
1880	446,238	47,040	5,402	498,680	25,992	4,760	518	31,270
1881	203,508		6,171	209,679	19,173		709	19,882
1882	131,756	64	3,349	135,169	13,382	10	477	13,869
1883	46,318	50	4,835	51,203	5,192	5	658	5,855
1884	186,999	19,932	7,841	214,772	18,549	1,994	882	21,425
1885	59,112	40	4,407	63,559	5,035	5	451	5,491
1886	90,772	40	4,978	95,790	6,215	5	502	6,722
1887	157,160	115	1,973	159,248	12,222	12	200	12,434
1888	68,255	5,180	1,730	75,165	6,479	459	131	7,069
1889	90,397	100	1,505	92,002	8,192	13	136	8,341
1890	82,300	20	114	82,434	6,061	1	10	6,072
1891	28,700	14,700	4,334	47,734	1,862	970	342	3,174
1892	26,650	245	4,991	31,886	2,001	12	491	2,504
1893	698,517	90	11,017	709,624	63,861	8	904	66,773
1894	794,628	1,392	6,905	802,925	75,758	155	776	76,689
1895	1,272,701		3,885	1,276,586	103,833		297	104,130
1896	154,240	15,820	3,499	173,559	11,267	1,322	283	12,872
1897	172,060		56,143	228,203	13,765		3,200	16,965
1898	246,270	660	6,192	253,122	18,500	40	556	19,096
1899	170,137	1,600	1,484,267	1,656,004	5,662	90	62,117	67,869
1900	190,128	2,100	4,742	196,970	10,667	174	374	11,215
1901	835,949	1,452	9,237	846,638	57,521	151	930	58,602
1902	167,980	100	150,996	319,076	12,531	10	9,645	22,186
1903	2,322,585	1,126	90,264	2,413,975	227,080	130	8,797	236,007
1904	441,539	50	52,347	493,936	40,228	4	5,385	45,617
1905	1,170,317	58,861	55,011	1,284,189	100,308	4,500	5,732	110,540
1906	116,720	10,864	1,940	129,524	11,666	1,192	181	13,039
†1907	184,961	55	11,483	196,499	19,159	5	1,297	20,461

† 9 months. \* Includes 'Tallow' from Ontario.

## SESSIONAL PAPER No. 10

Animals and their Produce—*Continued.*

PROVISIONS—MEATS—BACON AND HAMS.								Fiscal Years.
Quantities.				Values.				
Great Britain.	United States.	Other Countries.	Totals.	Great Britain.	United States.	Other Countries.	Totals.	
Lbs.	Lbs.	Lbs.	Lbs.	\$	\$	\$	\$	
			9,446,900	775,008	4,821	3,652	783,481	1868
			7,856,400	851,675	17,490	581	869,746	1869
			17,524,300	1,506,366	42,478	4,479	1,553,323	1870
			10,344,400	1,010,023	7,745	1,150	1,018,918	1871
			12,543,900	935,717	61,190	2,249	999,156	1872
			35,698,300	2,233,076	88,117	2,106	2,323,299	1873
17,530,600	496,300	42,500	18,069,400	1,538,544	43,375	5,514	1,587,463	1874
6,950,900	1,888,900	57,100	8,896,900	667,701	154,110	4,880	826,691	1875
7,257,800	740,600	60,900	8,059,300	756,272	74,653	8,180	839,105	1876
8,147,900	5,893,600	50,000	14,090,600	778,187	468,027	6,041	1,252,255	1877
5,574,599	28,701	84,924	5,688,224	465,540	2,613	9,779	477,932	1878
4,443,847	185,159	18,148	4,647,154	265,686	21,047	1,882	288,615	1879
9,506,035	19,953	46,354	9,572,342	527,195	1,972	4,826	533,998	1880
10,317,155	19,715	17,817	10,354,687	755,015	1,653	1,666	758,334	1881
9,791,943	2,469	35,212	9,829,624	1,067,098	163	4,597	1,071,858	1882
4,230,114	628	23,618	4,254,360	495,617	87	3,554	499,258	1883
8,069,941	337	47,692	8,117,970	789,564	41	4,197	793,802	1884
8,078,952	53,413	19,722	8,152,087	709,494	5,563	2,198	717,255	1885
8,543,951	1,644	20,895	8,566,490	651,582	176	2,094	653,852	1886
11,403,700	1,037	21,205	11,425,942	903,952	128	2,310	906,390	1887
6,996,531	755	22,537	7,019,823	657,395	94	2,526	660,015	1888
4,044,853	642	21,187	4,066,682	378,736	87	2,470	381,293	1889
7,470,086	793	21,203	7,492,082	628,615	106	2,358	631,079	1890
7,529,529	1,429	23,279	7,554,237	625,997	175	2,297	628,469	1891
12,052,152	3,328	86,898	12,142,378	1,142,999	415	8,592	1,152,006	1892
18,416,838	2,600	84,909	18,504,347	1,960,646	336	9,536	1,970,518	1893
28,284,663	133,973	90,371	28,509,007	2,914,778	13,633	9,963	2,938,374	1894
40,053,786	17,861	62,379	40,134,026	3,798,341	1,787	6,581	3,806,709	1895
53,618,513	24,482	93,090	53,736,085	4,370,349	2,949	8,670	4,381,968	1896
68,989,296	67,620	71,536	69,128,452	5,831,623	5,099	6,897	5,843,619	1897
85,208,562	55,634	44,633	85,308,829	8,029,482	6,561	4,735	8,040,778	1898
116,573,133	48,125	31,669	116,652,927	10,407,592	5,709	3,177	10,416,478	1899
134,949,129	10,659	72,086	135,031,874	12,749,175	1,429	7,421	12,758,025	1900
105,130,008	357,638	61,859	105,549,505	11,732,785	38,851	6,810	11,778,446	1901
107,593,082	372,898	14,069	107,980,049	12,356,648	44,853	2,292	12,403,793	1902
141,699,171	7,858	249,880	141,956,909	15,873,739	1,223	31,372	15,906,334	1903
127,716,685	5,925	221,893	127,944,503	12,996,720	848	24,693	13,022,261	1904
119,382,118	5,979	312,716	119,700,813	12,487,972	666	27,321	12,515,959	1905
101,856,805	526,189	524,894	102,907,888	11,971,988	57,357	57,523	12,086,868	1906
76,961,603	177,600	71,477	77,210,080	9,196,305	17,593	8,224	9,222,122	1907

7-8 EDWARD VII., A. 1908

No. 18 (D).—EXPORTS of Canada—

Fiscal Years.	PROVISIONS—MEATS—BEEF AND MUTTON.							
	Quantities.				Values.			
	Great Britain.	United States.	Other Countries.	Totals.	Great Britain.	United States.	Other Countries.	Totals.
	Lbs.	Lbs.	Lbs.	Lbs.	\$	\$	\$	\$
1868				2,424,600	177,488	14,506	11,711	203,705
1869				2,108,600	95,672	18,437	40,106	154,235
1870					111,904	20,329	65,432	197,665
1871				4,087,600	150,812	71,789	18,765	241,366
1872				1,902,200	92,438	54,475	13,959	160,872
1873				1,437,400	78,231	24,584	10,575	113,390
1874	1,984,400	3,574,200	343,200	5,901,800	172,502	80,738	17,068	270,308
1875	700,600	832,800	311,600	1,845,000	69,472	48,110	16,165	133,747
1876	1,118,500	234,100	220,600	1,573,200	109,260	15,114	15,734	140,108
1877	2,848,500	1,665,700	325,800	4,840,000	223,807	126,432	25,735	375,974
1878	5,082,696	139,309	323,457	5,545,462	448,361	21,282	17,955	487,598
1879	1,918,751	49,804	383,032	2,351,587	145,566	2,445	18,159	166,170
1880	351,589	133,090	309,051	793,730	25,905	7,549	13,918	47,372
1881	949,371	74,976	522,260	1,546,607	65,796	4,312	22,444	92,552
1882	316,546	325,456	442,288	1,084,290	26,016	20,128	22,386	68,530
1883	15,866	553,976	456,166	1,026,008	1,752	36,887	24,909	63,548
1884	37,223	190,134	373,393	600,750	3,770	13,446	21,243	38,459
1885	7,850	320,061	544,674	872,585	640	21,501	31,107	53,248
1886	13,436	411,038	530,594	955,068	626	23,261	27,004	50,891
1887	13,172	388,234	464,703	866,109	1,243	20,007	21,652	42,902
1888	21,183	497,740	524,791	1,043,719	2,295	28,312	21,304	51,911
1889	20,855	116,701	430,887	568,443	1,752	9,363	25,425	36,540
1890	16,410	49,741	248,059	314,210	961	4,104	14,253	19,318
1891	84,498	183,558	333,726	601,782	8,806	14,506	16,732	40,044
1892	.....	367,835	160,700	528,535	.....	13,079	7,033	20,112
1893	3,705	46,908	395,450	446,063	394	5,759	22,797	28,950
1894	2,012,980	33,037	313,434	2,359,451	135,247	4,086	14,080	153,413
1895	5,324,793	216,864	244,251	5,785,908	418,440	9,592	15,794	443,826
1896	57,556	211,731	292,194	561,481	3,477	7,972	17,167	28,616
1897	383,633	1,256,637	221,465	1,861,735	23,085	50,404	10,939	84,428
1898	483,225	263,528	284,503	1,036,256	33,871	14,981	14,068	62,920
1899	169,599	34,470	299,623	503,692	15,502	2,569	17,243	35,314
1900	2,554,618	73,657	261,655	2,889,930	203,783	4,445	15,196	223,424
1901	8,844,228	78,716	864,389	9,787,333	728,067	5,655	85,333	819,055
1902	4,077,557	28,902	303,777	4,410,236	397,754	2,302	19,574	420,230
1903	1,603,182	121,507	737,698	2,462,387	133,169	13,675	67,513	214,357
1904	1,885,199	144,441	1,023,044	3,052,684	166,932	11,993	84,994	263,919
1905	528,237	251,869	712,128	1,492,234	34,923	22,994	44,913	102,835
1906	771,366	81,263	2,140,395	2,993,024	48,368	7,908	152,267	208,543
*1907	889,437	115,178	514,845	1,519,460	59,496	13,926	34,971	108,393

\*9 months.

## SESSIONAL PAPER No. 10

Animals and their Produce—*Continued.*

PROVISIONS—MEATS—CANNED OR PRESERVED.								Fiscal Years.
Quantities.				Values.				
Great Britain.	United States.	Other Countries.	Totals.	Great Britain.	United States.	Other Countries.	Totals.	
Lbs.	Lbs.	Lbs.	Lbs.	\$	\$	\$	\$	
Not separately stated prior to 1876.								1868
								1869
								1870
								1871
								1872
								1873
								1874
								1875
				40,091	56,824		96,915	1876
1,136,481	5,008	337,081	1,478,570	139,672	581	40,542	180,795	1877
1,094,013	5,072	7,977	1,107,062	197,413	732	1,293	199,438	1878
591,060	51,437	27,719	670,216	76,196	5,828	4,076	86,100	1879
1,049,951	116,666	4,567	1,171,184	110,531	13,522	535	124,591	1880
1,010,743	26,583	2,925	1,040,251	100,464	2,522	303	103,289	1881
1,256,687	23,853	5,465	1,286,005	122,537	1,880	471	124,888	1882
1,620,829	148,780	1,165	1,770,774	163,515	16,403	162	180,080	1883
1,777,887	6,197	9,165	1,793,249	158,870	515	827	160,212	1884
256,197		1,396	257,593	20,510		121	20,631	1885
211,942	53,114	9,804	274,860	16,874	4,403	1,007	22,284	1886
392,075	52,520	35,520	480,115	35,745	4,776	2,475	42,996	1887
1,314,605	31,584	302	1,346,491	124,575	2,303	53	126,931	1888
354,687	10,368	1,352	366,407	28,841	756	73	29,670	1889
1,155,848	400	700	1,156,948	107,817	108	97	108,022	1890
2,736,150	30,186	744	2,767,080	267,959	3,155	70	271,184	1891
6,371,226		25,274	6,396,500	628,727		2,620	631,347	1892
10,077,846	75	37,705	10,115,626	1,001,314	4	3,769	1,005,087	1893
7,790,962	21,574	16,486	7,829,022	727,105	2,028	1,507	730,640	1894
3,417,401	48,333	4,712	3,470,446	314,841	4,421	440	319,702	1895
9,306,885	28,810	3,642	9,339,337	816,850	2,101	437	819,388	1896
4,826,508	120	22,266	4,848,894	303,216	9	2,224	310,449	1897
2,348,382	37,160	38,531	2,424,073	217,506	3,873	3,674	225,053	1898
1,067,049	1,676	41,440	1,110,165	92,668	507	4,312	97,487	1899
2,139,207	34,793	705,897	2,879,897	235,284	4,464	69,400	309,148	1900
3,103,864	22,903	600,230	3,726,997	337,047	3,657	59,255	419,959	1901
8,466,292	11,327	167,296	8,644,916	855,895	1,071	24,612	881,578	1902
543,826	70,760	169,069	5,783,655	595,072	6,208	18,019	619,299	1903
23,021,794	23,890	408,070	23,453,754	2,299,963	2,283	40,785	2,343,031	1904
38,190,651	758	164,626	38,356,035	3,525,270	119	13,587	3,528,976	1905
13,503,781	17,681	144,361	13,665,823	1,349,830	2,330	15,333	1,367,593	1906
13,105,768	730	272,427	3,378,925	372,933	158	40,021	413,112	1907*



7-8 EDWARD VII., A. 1908

## No. 18 (D).—EXPORTS of Canada—

Fiscal Years.	PROVISIONS—MEATS—PORK.							
	Quantities.				Values.			
	Great Britain.	United States.	Other Countries.	Totals.	Great Britain.	United States.	Other Countries.	Totals.
	Lbs.	Lbs.	Lbs.	Lbs.	\$	\$	\$	\$
1868	.....	.....	.....	3,134,000	132,951	15,477	91,024	239,452
1869	.....	.....	.....	2,390,800	109,605	23,861	69,615	203,081
1870	.....	.....	.....	5,843,200	170,081	12,113	92,107	274,301
1871	.....	.....	.....	5,549,700	285,900	22,505	193,113	501,518
1872	.....	.....	.....	1,898,200	49,344	21,895	67,193	138,432
1873	.....	.....	.....	4,453,500	130,392	73,558	63,770	267,720
1874	5,861,700	3,204,900	962,500	10,029,100	65,028	177,775	72,007	314,810
1875	1,652,700	78,200	984,100	2,715,000	161,475	6,830	79,427	247,732
1876	1,201,600	118,600	1,299,800	2,620,000	117,695	7,745	117,345	242,785
1877	1,096,800	320,100	1,240,500	2,657,400	97,871	30,216	92,135	220,222
1878	328,004	17,018	568,748	913,770	23,044	1,302	34,960	59,306
1879	258,681	4,377	235,232	498,290	13,631	266	11,486	25,383
1880	895,242	41,110	345,039	1,281,391	46,680	2,988	17,612	67,280
1881	1,174,931	9,414	393,823	1,578,168	88,213	636	24,845	113,694
1882	761,379	11,623	452,406	1,225,408	62,015	1,064	30,542	93,621
1883	230,892	3,645	572,306	806,843	24,304	328	45,337	69,969
1884	325,381	2,213	303,376	630,970	23,648	189	20,681	44,518
1885	147,549	1,441	406,446	555,436	11,725	117	23,427	35,269
1886	98,632	5,642	241,831	346,105	6,055	382	12,474	18,911
1887	139,964	8,050	469,121	617,135	9,876	427	26,235	36,538
1888	2,200	7,393	284,547	294,140	188	417	18,972	19,577
1889	11,000	14,298	259,399	284,697	748	1,019	16,483	18,250
1890	9,800	2,490	226,609	238,899	506	195	13,580	14,281
1891	550	3,700	63,437	67,687	40	198	3,851	4,089
1892	2,600	1,465	138,321	142,386	194	112	7,560	7,866
1893	398,174	5,292	499,556	903,022	46,689	323	34,941	81,953
1894	476,963	1,177	277,582	755,722	19,776	138	18,195	38,109
1895	211,436	25,358	282,942	519,736	11,944	1,763	18,729	32,436
1896	873,161	7,884	461,904	1,342,949	36,874	475	27,567	64,916
1897	483,593	3,382	284,823	771,798	13,218	191	14,960	28,369
1898	1,371,993	3,226	227,042	1,602,261	38,748	242	13,162	52,152
1899	1,867,594	3,409	283,843	2,154,846	41,053	190	15,490	56,733
1900	663,359	9,659	436,532	1,109,550	21,386	582	23,041	45,009
1901	431,474	36,110	274,533	742,122	30,669	1,930	18,775	51,374
1902	101,517	6,101	515,297	622,915	8,503	664	44,903	54,070
1903	43,357	74,827	1,213,309	1,331,493	2,591	8,631	111,713	122,935
1904	188,512	135,807	3,964,752	4,289,071	23,851	18,055	404,601	446,507
1905	568,103	138,921	1,531,812	2,235,936	45,841	17,099	125,254	188,194
1906	338,008	58,584	379,244	775,836	32,916	7,632	17,181	57,729
*1907	131,078	84,518	264,166	479,762	12,012	13,495	21,786	47,293

\*9 months.



## SESSIONAL PAPER No. 10

Animals and their Produce—*Continued.*

PROVISIONS—ALL OTHER, N.E.S.				TOTAL PROVISIONS.				Fiscal Years.
Values.				Values.				
Great Britain.	United States.	Other Countries.	Totals.	Great Britain.	United States.	Other Countries.	Totals.	
\$	\$	\$	\$	\$	\$	\$	\$	
887	1,524		2,411	2,282,986	1,329,794	249,902	3,862,682	1868
464	2,004		2,468	3,023,821	1,026,634	317,172	4,367,627	1869
1,612	1,894		3,506	4,095,100	1,115,393	360,674	5,571,167	1870
1,612	1,967		3,579	4,617,042	1,446,248	419,912	6,513,202	1871
479	5,853		6,332	5,707,317	1,252,228	358,444	7,317,989	1872
1,165	3,143		4,308	6,679,171	1,519,708	312,898	8,511,777	1873
1,420	2,393	55	3,868	7,084,339	1,741,948	299,764	9,126,051	1874
1,978	1,689	93	3,760	6,299,786	1,186,121	424,340	7,910,297	1875
1,604	1,231	105	2,940	6,685,036	1,111,428	377,772	8,174,236	1876
3,460	1,004	69	4,533	7,493,805	1,524,770	435,077	9,453,652	1877
11,117	269	139	11,525	7,036,345	984,901	268,526	8,289,772	1878
2,272	71	367	2,710	6,019,827	811,011	222,894	7,053,732	1879
4,222	307	5	4,534	7,270,871	993,665	236,604	8,501,140	1880
4,523	606		5,129	9,839,842	1,196,205	244,122	11,280,169	1881
5,621	804	100	6,525	9,023,552	2,153,527	282,945	11,460,024	1882
1,821	628		2,449	8,432,643	2,536,264	266,525	11,235,432	1883
526			526	9,598,004	2,038,230	247,375	11,883,609	1884
25,289	2,048	405	27,742	10,164,414	1,941,736	280,263	12,386,413	1885
23,393	53,005	742	77,140	8,086,742	1,836,834	221,287	10,144,863	1886
12,719	49,385	3,146	65,250	8,799,001	1,943,973	277,199	11,020,173	1887
139,610	36,512	5,115	181,237	10,380,015	2,284,300	231,623	12,895,938	1888
18,561	98,097	2,504	119,162	9,482,080	2,305,412	212,916	12,000,408	1889
34,286	85,591	3,180	123,057	10,312,902	1,894,693	201,791	12,409,386	1890
4,676	29,707	8,054	42,437	10,914,362	1,146,497	199,872	12,260,731	1891
6,888	18,719	19,087	44,694	14,844,172	572,842	240,283	15,656,797	1892
13,918	17,440	14,710	46,068	18,106,617	379,342	285,681	18,771,640	1893
49,517	5,495	23,025	78,037	20,801,334	240,771	270,990	21,313,095	1894
67,162	19,150	16,358	102,670	19,996,440	322,963	248,538	20,567,941	1895
47,344	17,120	12,838	77,302	20,808,654	142,336	249,818	21,200,808	1896
334,185	43,201	18,679	401,065	24,006,305	162,246	260,235	24,428,786	1897
405,572	23,951	8,698	438,221	29,425,961	73,019	213,993	29,712,973	1898
155,306	19,853	7,245	182,404	32,216,600	57,307	327,079	32,600,986	1899
248,214	15,349	16,452	280,015	39,675,209	38,944	349,065	40,063,218	1900
532,541	16,140	14,787	563,468	38,868,071	116,353	390,734	39,375,158	1901
323,244	16,919	22,237	362,400	40,725,138	155,370	343,823	41,224,331	1902
211,343	28,691	20,468	260,502	49,637,772	82,998	742,355	50,463,125	1903
217,636	27,060	27,716	272,412	45,281,143	77,767	996,954	46,355,864	1904
156,921	42,519	37,209	236,649	42,755,060	195,361	686,477	43,636,898	1905
212,292	48,901	34,587	295,580	45,178,484	180,484	674,268	46,033,236	1906
156,599	34,976	24,329	215,904	36,053,964	98,224	449,847	36,602,035	1907*

7-8 EDWARD VII., A. 1908

No. 18 (D).—EXPORTS of Canada—

Fiscal Years.	WOOL.							
	Quantities.				Values.			
	Great Britain.	United States.	Other Countries.	Totals.	Great Britain.	United States.	Other Countries.	Totals.
	Lbs.	Lbs.	Lbs.	Lbs.	\$	\$	\$	\$
1868				1,605,635	69,379	374,809	7	444,195
1869				2,819,962	55,905	769,748	32	816,685
1870				2,442,692	1,116	769,113	70	770,299
1871				2,892,329		839,145		839,145
1872					870	1,370,868		1,371,738
1873				3,126,572	668	1,450,259		1,450,927
1874	71,607	2,693,189		2,764,796	17,401	966,445		983,846
1875	10,957	2,636,521	20	2,647,498	1,725	917,949	6	919,680
1876	70,771	2,836,458		2,907,229	17,827	915,774		933,601
1877	98,576	2,377,120	788	2,476,484	16,836	681,978	160	698,974
1878	156,027	2,281,666	200	2,445,893	34,046	673,225	48	707,319
1879	640,826	2,372,761		3,013,587	144,339	547,555		691,894
1880	66,685	3,551,906	590	3,619,181	9,501	911,271	151	920,923
1881	89,423	1,314,700		1,404,123	16,397	393,286		409,683
1882	121,286	931,419	600	1,053,305	22,531	223,926	200	246,657
1883	167,902	1,207,582	88	1,375,572	25,463	255,043	24	280,530
1884	114,252	1,386,639	140	1,501,031	24,451	285,583	26	310,060
1885	78,129	911,796		989,925	9,253	186,925		196,178
1886	207,053	1,316,228	903	1,524,184	45,254	271,424	259	316,937
1887	118,082	1,297,867	289	1,416,238	28,912	288,251	87	317,250
1888		954,189	786	954,975		223,125	141	223,266
1889	2,800	1,011,457	744	1,015,001	470	216,918	212	217,600
1890		1,046,894	860	1,047,754		235,466	203	235,669
1891		1,107,560	726	1,108,286		245,322	181	245,503
1892		913,170	3,220	916,390		200,125	735	200,860
1893		1,167,360	1,474	1,168,834		228,030	281	228,311
1894	256	76,982	2,640	79,878	24	15,486	646	16,156
1895	10,205	5,449,955	3,001	5,463,161	2,091	1,046,726	642	1,049,459
1896	60,563	3,851,432	4,379	3,916,374	11,775	811,528	617	823,920
1897	236,731	7,499,949	3,497	7,740,177	44,529	1,382,637	793	1,427,959
1898	580	1,010,969	2,871	1,014,420	52	176,436	666	177,154
1899	59,391	21,996	8,648	90,038	9,350	3,437	1,633	14,420
1900	241,062	1,933,627	6,358	2,181,047	48,129	368,721	1,269	418,119
1901	93,300	945,623	4,750	1,043,673	19,040	166,555	945	186,540
1902	81,963	1,885,367	5,442	1,972,772	12,575	288,406	1,068	302,049
1903	235,178	2,286,911	5,061	2,527,150	39,229	343,107	543	382,879
1904	472,375	1,299,362	3,632	1,775,429	76,131	229,398	760	306,289
1905	413,519	1,556,691	1,291	1,971,501	62,224	356,090	261	418,575
1906	206,039	1,217,975	781	1,424,795	37,616	314,805	215	352,636
* 1907	223,347	983,464	22,498	1,229,309	41,653	281,983	7,049	330,685

\* 9 months.

## SESSIONAL PAPER No. 10

Animals and their Produce—*Concluded.*

ALL OTHER ARTICLES, N.E.S.				TOTALS.				Fiscal Years.
Values.				Values.				
Great Britain.	United States.	Other Countries.	Totals.	Great Britain.	United States.	Other Countries.	Totals.	
\$	\$	\$	\$	\$	\$	\$	\$	
5,655	12,734	1,099	19,488	2,724,017	3,794,673	374,477	6,893,167	1868
4,269	9,669	34	13,972	3,342,377	5,011,989	415,041	8,769,407	1869
7,955	14,563	375	22,893	4,345,179	7,326,764	466,218	12,138,161	1870
10,661	15,477	1,085	27,223	4,859,709	7,191,154	557,643	12,608,506	1871
20,447	20,799	185	41,431	6,087,792	6,103,684	515,491	12,706,967	1872
25,691	83,313	1,221	110,225	7,245,415	6,553,900	443,702	14,243,017	1873
100,942	79,645	620	181,207	8,559,764	5,706,366	413,039	14,679,169	1874
25,005	28,552	3,380	56,937	7,026,730	5,085,172	588,605	12,700,507	1875
191,285	61,878	299,008	552,171	7,887,627	4,896,786	830,156	13,614,569	1876
24,489	66,988	319	91,796	9,013,441	4,592,707	614,469	14,220,617	1877
24,744	48,518	2,239	75,501	9,060,279	4,483,106	476,472	14,019,857	1878
83,715	48,093	2,741	134,549	9,120,141	4,553,262	427,201	14,100,604	1879
62,691	75,726	917	139,334	11,104,223	6,016,988	486,366	17,607,577	1880
46,846	97,257	20,630	164,733	15,327,964	5,546,944	485,311	21,360,219	1881
14,604	92,099	4,203	110,906	13,365,399	6,592,068	497,292	20,454,759	1882
22,588	83,451	2,794	108,833	13,158,194	6,567,588	558,561	20,284,343	1883
19,983	95,200	2,195	117,378	16,054,004	6,367,702	524,402	22,946,108	1884
19,127	109,655	1,044	129,826	17,979,895	6,789,562	567,647	25,337,104	1885
20,804	138,983	891	160,678	14,814,672	6,742,789	507,972	22,065,433	1886
9,328	101,769	3,978	115,075	16,315,474	7,291,369	640,094	24,246,937	1887
15,357	61,715	2,351	79,423	16,571,072	7,595,743	552,482	24,719,297	1888
20,215	74,846	4,218	99,279	16,227,060	7,137,006	530,641	23,894,707	1889
12,149	81,669	10,835	104,653	18,578,722	5,966,474	561,799	25,106,995	1890
16,405	78,241	29,792	124,438	20,991,143	4,316,979	659,619	25,967,741	1891
24,563	103,475	14,986	143,024	24,068,081	3,935,924	590,845	28,594,850	1892
20,654	100,076	10,963	131,693	27,052,050	3,951,850	732,599	31,736,499	1893
41,577	80,016	7,823	129,416	28,986,095	2,311,104	584,774	31,881,973	1894
51,864	66,728	2,340	120,932	30,022,479	3,713,148	652,143	34,387,770	1895
30,020	64,565	253	94,838	32,523,071	3,341,275	643,295	36,507,641	1896
41,301	98,667	3,897	143,865	33,600,891	5,081,811	562,550	39,245,252	1897
78,912	123,526	3,641	206,079	39,737,089	4,192,943	371,438	44,301,470	1898
134,875	117,105	11,646	263,626	41,604,999	4,628,583	509,598	46,743,130	1899
95,791	138,455	18,324	252,570	49,881,630	5,326,750	940,427	56,148,807	1900
148,881	182,499	35,258	366,638	49,186,025	5,331,657	977,629	55,495,311	1901
81,881	207,102	106,671	395,654	52,687,998	5,139,262	1,333,949	59,161,209	1902
73,997	199,290	355,277	628,564	62,998,927	5,319,198	1,499,417	69,817,542	1903
57,774	179,007	218,399	455,180	57,920,010	4,217,653	1,674,454	63,812,117	1904
76,123	262,523	377,629	716,275	56,097,451	5,906,259	1,333,748	63,337,458	1905
99,044	246,954	264,539	610,537	57,758,417	7,259,329	1,438,214	66,455,960	1906
56,308	190,628	163,470	410,406	48,313,070	6,035,029	1,074,400	55,422,499	*1907

7-8 EDWARD VII., A. 1908

No. 18 (E).—EXPORTS of Canada—

Fiscal Years.	BRAN.							
	Quantities.				Values.			
	Great Britain.	United States.	Other Countries.	Totals.	Great Britain.	United States.	Other Countries.	Totals.
	Cwt.	Cwt.	Cwt.	Cwt.	\$	\$	\$	\$
1868				141,232		52,734	592	53,326
1869				41,078		23,259	314	23,573
1870				119,191		107,324	47	107,371
1871				157,598		90,664	62	90,726
1872				58,782		36,241	1,366	37,607
1873				33,336		19,686	28	19,714
1874		13,898		13,898		27,992		27,992
1875		15,093		15,093		18,153		18,153
1876		9,232	20	9,252		6,620	92	6,712
1877	4,552	6,977	63	11,592	5,522	5,227	142	10,891
1878	11,318	8,378	88	19,784	10,571	3,587	102	14,260
1879	28,713	11,649	206	40,568	26,594	5,069	180	31,843
1880	31,807	56,842	464	89,113	25,088	27,202	448	52,738
1881	20,204	69,720	206	90,130	18,755	33,254	232	52,241
1882	17,915	38,527	17	56,459	17,294	22,281	15	39,590
1883	16,717	7,237	607	24,561	16,678	4,378	750	21,806
1884	37,343	14,023	706	52,072	38,325	7,504	808	46,637
1885	37,359	23,089	2,433	62,881	33,730	10,646	2,301	46,677
1886	25,733	89,108	1,266	116,107	23,657	39,775	1,081	64,513
1887	35,605	73,401	2,425	111,431	33,826	37,930	2,032	73,788
1888	33,089	29,174	2,121	64,384	31,163	16,548	1,944	49,655
1889	56,634	24,840	4,232	85,706	54,237	10,874	4,191	69,302
1890	70,727	31,493	4,128	106,348	68,340	14,103	3,782	86,225
1891	100,562	80,522	7,751	188,835	97,872	56,444	8,008	152,32
1892	99,420	80,164	7,145	186,729	86,961	51,318	6,864	145,143
1893	98,818	145,182	11,022	255,022	87,506	83,016	10,244	180,766
1894	70,950	44,034	19,580	134,564	55,470	21,776	19,303	96,549
1895	84,355	24,859	9,923	119,137	66,461	12,575	8,223	87,259
1896	113,361	15,614	10,177	139,152	94,507	8,509	9,369	112,385
1897	126,643	33,228	8,318	173,189	100,696	14,876	6,605	122,177
1898	124,003	135,328	11,161	270,492	96,063	61,806	7,861	165,730
1899	118,425	96,939	11,868	227,232	120,936	36,418	9,766	167,120
1900	123,188	55,683	13,696	192,567	100,044	34,966	10,196	145,206
1901	86,673	204,910	57,772	349,355	63,499	137,957	40,789	242,245
1902	80,074	267,329	36,193	383,596	61,920	147,209	28,019	237,148
1903	130,596	155,264	65,781	351,641	93,292	91,048	57,630	241,970
1904	152,643	311,545	85,848	550,036	117,606	195,066	61,692	374,364
1905	148,729	596,140	152,485	897,354	118,953	350,366	100,700	570,019
1906	184,565	220,166	273,490	678,221	155,298	114,311	143,304	412,913
*1907	131,624	165,846	62,430	359,960	127,146	77,178	51,748	256,072

9 months.



## SESSIONAL PAPER No. 10

## Agricultural Products

FLAX.								Fiscal Years.
Quantities.				Values.				
Great Britain.	United States.	Other Countries.	Totals.	Great Britain.	United States.	Other Countries.	Totals.	
Cwt.	Cwt.	Cwt.	Cwt.	\$	\$	\$	\$	
			16,134	1,449	112,049		113,498	1868
			11,681		116,943		116,943	1869
			64,333		74,273		74,273	1870
					112,778		112,778	1871
			39,419		115,290		115,290	1872
			8,124	270	86,609		86,879	1873
					113,256		113,256	1874
	18,212		18,212		164,406		164,406	1875
	24,632		24,632		165,125		165,125	1876
	26,195		26,195		182,979		182,979	1877
	13,367		13,367		98,971		98,971	1878
	5,864		5,864		46,194		46,194	1879
	10,137		10,137		95,502		95,502	1880
110	6,176		6,286	1,780	66,094		67,874	1881
	6,509		6,509		85,537		85,537	1882
	11,634		11,634		108,220		108,220	1883
31	5,281		5,312	890	72,889		73,779	1884
	7,060		7,060		59,904		59,904	1885
	7,286		7,286		49,301		49,301	1886
	10,128		10,128		78,422		78,422	1887
	10,325		10,325		80,207		80,207	1888
	17,108		17,108		121,807		121,807	1889
	21,207		21,207		175,563		175,563	1890
	21,877		21,877		181,386		181,386	1891
	38,457		38,457		112,360		112,360	1892
	34,864		34,864		124,082		124,082	1893
10,811	16,919		27,730	101,126	167,077		268,203	1894
5,867	10,825		16,692	52,041	99,526		151,567	1895
3,887	11,503		15,399	33,936	94,951		128,887	1896
2,608	35,414		38,022	21,438	283,214		304,652	1897
	5,710		5,710		38,735		38,735	1898
55	12,612		12,667	274	74,858		75,132	1899
	28,344		28,344		196,769		196,769	1900
	32,140		32,140		235,080		235,080	1901
	14,645		14,645		143,531		143,531	1902
	19,301		19,301		175,243		175,243	1903
	27,775	8	27,783		271,473	40	271,513	1904
10,585	120,963		131,548	19,936	390,355		410,291	1905
	68,847		68,847		244,629		244,629	1906
10	6,960		6,970	125	72,881		73,006	*1907



7-8 EDWARD VII., A. 1908

No. 18 (E).—EXPORTS of Canada—

Fiscal Years.	FRUITS—APPLES, GREEN.							
	Quantities.				Values.			
	Great Britain.	United States.	Other Countries.	Totals.	Great Britain.	United States.	Other Countries.	Totals.
	Brls.	Brls.	Brls.	Brls.	\$	\$	\$	\$
1868	Not separately stated prior to 1885.							
1869								
1870								
1871								
1872								
1873								
1874								
1875								
1876								
1877								
1878								
1879								
1880								
1881								
1882								
1883								
1884								
1885	207,659	25,320	5,957	238,936	537,699	51,609	12,952	602,260
1886	176,505	41,407	4,831	222,743	410,898	55,302	10,804	477,004
1887	295,931	103,232	2,978	402,141	649,282	197,613	5,995	852,890
1888	218,019	170,840	3,453	392,312	520,754	284,252	8,089	813,095
1889	619,217	144,618	8,135	771,970	1,277,577	230,108	20,764	1,528,449
1890	313,684	61,927	2,864	378,475	835,545	149,479	8,139	993,163
1891	390,169	58,308	2,359	450,836	1,235,247	147,158	7,309	1,389,714
1892	668,793	16,995	5,163	690,951	1,405,527	27,661	11,695	1,444,883
1893	946,063	228,302	13,300	1,187,665	2,247,482	447,249	36,492	2,731,223
1894	184,856	87,160	6,222	278,238	569,156	221,187	18,130	808,473
1895	751,232	86,841	15,195	853,268	1,659,441	134,702	27,320	1,821,463
1896	504,680	54,062	8,440	567,182	1,303,451	85,419	27,600	1,416,470
1897	1,579,272	54,348	30,850	1,664,470	2,409,787	50,498	42,683	2,502,968
1898	414,181	7,933	17,304	439,418	1,239,777	18,875	48,025	1,306,681
1899	972,125	81,204	21,739	1,075,068	2,412,728	156,191	52,433	2,621,352
1900	896,935	29,529	29,994	956,458	2,423,079	73,625	81,529	2,578,233
1901	643,945	12,502	22,204	678,651	1,422,665	18,188	42,074	1,482,927
1902	490,338	17,162	8,715	516,215	1,495,107	49,348	22,353	1,566,808
1903	973,505	6,064	20,659	1,000,228	2,696,927	11,508	50,289	2,758,724
1904	1,513,744	14,899	69,971	1,593,614	4,379,826	34,579	176,388	4,590,793
1905	986,222	16,784	34,142	1,037,148	2,513,599	31,438	82,430	2,627,467
1906	1,029,418	44,051	144,095	1,217,564	3,475,825	122,991	481,666	4,083,482
*1907	933,769	5,381	38,811	977,961	2,511,195	10,752	112,661	2,634,608

\* 9 months.

## SESSIONAL PAPER No. 10

## Agricultural Products—Continued.

FRUITS—OTHER (INCLUDING DRIED) N.E.S.				TOTAL FRUITS.				Fiscal Years.
Values.				Values.				
Great Britain.	United States.	Other Countries.	Totals.	Great Britain.	United States.	Other Countries.	Totals.	
\$	\$	\$	\$	\$	\$	\$	\$	
				44,405	35,740	7,188	87,333	1868
				8,788	14,266	7,096	30,150	1869
				23,462	23,946	11,403	58,811	1879
				39,791	48,110	10,956	98,857	1871
				139,687	108,852	15,618	264,157	1872
				131,876	30,493	20,979	183,348	1873
				59,651	62,104	7,160	128,915	1874
				139,915	24,079	15,869	179,863	1875
Not separately stated prior to 1885.				45,127	118,296	6,582	170,005	1876
				161,156	26,564	7,222	194,942	1877
				86,115	55,906	7,312	149,333	1878
				127,822	18,950	10,846	157,618	1879
				294,428	42,065	10,673	347,166	1880
				591,006	44,775	9,877	645,658	1881
				372,519	157,916	10,029	540,464	1882
				402,654	81,902	14,629	499,185	1883
				78,890	83,912	10,246	173,048	1884
3,944	27,666	1,370	32,980	541,643	79,275	14,322	635,240	1885
38	22,064	492	22,594	410,936	77,366	11,296	499,598	1886
2,725	14,724	849	18,298	652,007	212,337	6,844	871,188	1887
5,282	39,387	231	44,900	526,036	323,639	8,320	857,995	1888
7,774	88,992	2,603	99,369	1,285,351	319,100	23,367	1,627,818	1889
6,765	73,288	674	80,727	842,310	222,767	8,813	1,073,890	1890
19,950	141,583	15,890	177,423	1,255,197	288,741	23,199	1,567,137	1891
34,531	150,385	4,383	189,299	1,440,058	178,046	16,078	1,634,182	1892
78,546	154,227	135,962	368,735	2,326,028	601,476	172,454	3,099,958	1893
20,090	136,866	92,461	249,417	589,246	358,953	110,591	1,057,890	1894
103,681	243,936	160,244	507,861	1,763,122	378,638	187,564	2,329,324	1895
61,252	195,924	42,632	299,808	1,364,703	281,343	70,232	1,716,278	1896
97,111	185,390	202,370	484,871	2,506,898	235,888	245,053	2,987,839	1897
147,568	129,032	126,079	402,679	1,387,345	147,911	144,104	1,709,360	1898
320,763	191,187	463,113	975,063	2,733,491	347,378	515,546	3,596,415	1899
272,391	182,303	272,735	727,429	2,695,470	255,928	354,264	3,305,662	1900
182,362	175,297	169,430	527,089	1,605,027	193,485	211,504	2,010,016	1901
138,246	110,190	107,979	356,415	1,633,353	159,538	130,332	1,923,223	1902
405,808	144,892	381,790	932,490	3,102,735	156,400	432,079	3,691,214	1903
356,644	185,560	343,656	885,860	4,736,470	220,139	520,044	5,476,653	1904
191,031	191,005	263,870	645,906	2,704,630	222,443	346,300	3,273,373	1905
279,665	139,348	313,669	732,682	3,755,490	262,339	798,335	4,816,164	1906
303,608	144,440	269,201	717,249	2,814,803	155,192	381,862	3,351,857	*1907

7-8 EDWARD VII., A. 1908

## No. 18 (E).—EXPORTS of Canada—

Fiscal Years.	GRAIN—*BARLEY.							
	Quantities.				Values.			
	Great Britain.	United States.	Other Countries.	Totals.	Great Britain.	United States.	Other Countries.	Totals.
	Bush.	Bush.	Bush.	Bush.	\$	\$	\$	\$
1868				4,055,872	93,674	3,092,864	18	3,186,556
1869				4,630,069	240	5,093,754	111	5,094,105
1870				6,663,877	5,101	4,747,644	29	4,752,774
1871				4,832,997	8,608	3,416,720	264	3,425,592
1872				5,606,343	31,016	3,443,647	57	3,474,720
1873				4,346,923		2,956,008	98	2,956,106
1874	24	3,745,087	3,159	3,748,270	24	4,074,553	2,278	4,076,855
1875		5,413,844	5,210	5,419,054		5,359,341	3,930	5,363,271
1876	22	10,164,551	3,603	10,168,176	17	7,426,827	2,760	7,429,604
1877	95,696	6,338,098	6,968	6,440,762	58,061	4,568,280	5,773	4,632,114
1878	764,062	6,498,444	4,893	7,267,399	524,569	3,787,718	3,452	4,315,739
1879	186,580	5,193,324	4,018	5,383,922	143,244	4,643,048	3,195	4,789,487
1880	486,806	6,732,403	20,353	7,239,562	285,697	4,184,007	11,981	4,481,685
1881	69,188	8,724,931	6,460	8,800,579	42,834	6,212,998	4,351	6,260,183
1882	6,306	11,577,251	4,889	11,588,446	4,660	10,105,556	4,407	10,114,623
1883	68,729	8,741,626	6,861	8,817,216	42,315	6,245,263	5,655	6,293,233
1884	65,238	7,700,581	14,443	7,780,262	40,175	5,054,144	10,323	5,104,642
1885	30,077	9,028,314	9,004	9,067,395	20,235	5,477,441	6,157	5,503,833
1886	19,153	8,528,287	6,862	8,554,302	11,248	5,708,130	5,315	5,724,693
1887	10,443	9,437,717	8,804	9,456,964	5,827	5,245,968	6,094	5,257,889
1888	1,687	9,360,521	7,950	9,370,158	700	6,488,317	5,399	6,494,416
1889	6,312	9,934,501	7,394	9,948,207	3,838	6,454,603	6,148	6,464,589
1890	27,132	9,939,745	9,031	9,975,908	12,017	4,582,562	5,830	4,600,409
1891	132,650	4,752,953	6,724	4,892,327	75,225	2,849,269	5,379	2,929,873
1892	2,439,959	2,721,168	41,641	5,202,768	1,233,844	1,354,485	25,034	2,613,363
1893	550,695	1,431,398	58,555	2,040,648	278,515	638,271	27,569	944,355
1894	97,971	493,551	5,883	597,405	44,269	216,493	3,438	264,200
1895	30,365	1,674,193	3,812	1,708,370	11,961	706,586	2,171	720,718
1896	45,769	787,787	7,169	840,725	15,483	297,438	3,107	316,028
1897	534,096	1,246,343	50,655	1,831,094	178,532	371,633	16,340	566,505
1898	308,424	84,083	51,149	443,656	111,410	28,867	18,701	158,978
1899	116,131	122,374	443	238,948	50,664	59,158	218	110,040
1900	1,753,135	164,468	238,679	2,156,282	810,917	77,754	121,754	1,010,425
1901	2,009,708	190,547	186,116	2,386,371	947,964	85,927	89,164	1,123,055
1902	345,936	17,461	93,720	457,117	172,028	9,499	49,672	231,199
1903	626,066	37,112	283,894	947,012	291,032	17,148	149,053	457,233
1904	703,166	86,175	268,329	1,057,670	330,401	39,036	120,000	489,437
1905	787,577	101,111	152,520	1,041,208	402,493	46,225	66,134	514,852
1906	790,804	47,245	41,979	880,028	426,917	21,645	20,636	469,198
†1907	1,115,979	19,094	63,057	1,198,130	593,277	8,258	36,036	637,571

\* Includes 'Rye' prior to 1878. † 9 months.

## SESSIONAL PAPER No. 10

## Agricultural Products—Continued.

GRAIN—BEANS.								Fiscal Years.
Quantities.				Values.				
Great Britain.	United States.	Other Countries.	Totals.	Great Britain.	United States.	Other Countries.	Totals.	
Bush.	Bush.	Bush.	Bush.	\$	\$	\$	\$	
			33,340		55,442	704	56,146	1868
			38,802	1,467	64,749	4	66,220	1869
			63,958	437	68,097	1,469	70,003	1870
			35,557	102	44,605	283	44,990	1871
			45,225		65,550	273	65,823	1872
			50,366		72,217	112	72,329	1873
	89,928	168	90,096		132,508	420	132,928	1874
	111,411	39	111,450		128,400	134	128,534	1875
5,600	69,604	250	75,454	4,331	60,474	461	65,266	1876
1,578	118,281	241	120,100	1,370	117,920	447	119,737	1877
6	71, 62	94	71,162	8	75,807	198	76,013	1878
	59,057	94	59,151		52,975	187	53,162	1879
4,042	70,975	174	75,191	4,784	71,954	210	76,948	1880
720	108,138	65	108,923	750	116,843	115	117,708	1881
160	95,416	40	95,616	290	197,215	97	197,602	1882
	142,325	97	142,422		212,282	232	212,514	1883
137	55,652	130	55,919	611	91,841	250	92,702	1884
923	192,512	167	193,602	702	184,917	250	185,869	1885
	155,092	996	156,088		154,739	1,375	156,114	1886
2	197,764	552	198,318	4	206,617	781	207,402	1887
	66,531	237	66,768		124,214	581	124,795	1888
	302,826	346	303,172		405,534	821	406,355	1889
	183,638	357	183,995		249,323	721	250,044	1890
	321,898	1,831	323,729		493,486	2,282	495,768	1891
390	313,643	1,530	315,563	523	408,520	2,602	411,645	1892
	273,354	2,959	276,313		351,058	4,624	355,682	1893
327	216,235	2,018	218,580	700	261,662	3,115	265,477	1894
	349,189	1,745	350,934		422,521	2,762	425,283	1895
8,146	243,220	2,849	254,215	9,046	245,909	3,491	258,446	1896
100,914	155,855	7,674	264,443	81,310	102,221	11,570	195,101	1897
75,017	58,105	140,173	273,295	54,487	43,583	101,482	199,552	1898
48,692	16,496	239,197	304,385	42,233	15,145	181,657	239,035	1899
15,867	66,992	229,197	312,056	17,700	99,341	217,845	334,886	1900
8,550	250,267	51,599	310,416	11,049	338,261	68,851	418,161	1901
7,690	123,574	22,867	154,131	9,477	185,921	30,415	225,813	1902
5,090	33,526	12,427	51,043	7,327	53,865	18,429	79,621	1903
3,561	65,782	14,554	83,897	5,988	102,470	24,099	133,457	1904
37,482	22,015	178,101	237,598	49,826	31,243	223,650	304,719	1905
18,241	11,599	58,823	88,663	28,763	20,952	90,193	139,908	1906
3,849	10,466	13,887	28,202	7,396	18,969	22,429	48,794	1907

Fiscal Years.	GRAIN—BUCKWHEAT.							
	Quantities.				Values.			
	Great Britain.	United States.	Other Countries.	Totals.	Great Britain.	United States.	Other Countries.	Totals.
	Bush.	Bush.	Bush.	Bush.	\$	\$	\$	\$
1868								
1869								
1870								
1871								
1872								
1873								
1874								
1875								
1876								
1877								
1878								
1879								
1880								
1881								
1882								
1883								
1884								
1885								
1886								
1887								
1888								
1889								
1890								
1891								
1892								
1893	68,272	156,301	370,031	594,604	32,547	67,376	177,758	277,681
1894	41,742	244,649	224,825	511,216	22,391	139,700	114,942	277,033
1895	33,330	127,714	218,750	379,794	14,195	53,933	105,928	174,056
1896	16,398	31,179	357,423	405,000	7,008	11,924	154,757	173,689
1897	144,560	50	334,945	479,555	57,568	13	124,152	181,733
1898	330,750	28,636	361,833	721,219	131,884	9,285	156,322	297,491
1899	183,794	8,976	141,722	334,492	97,372	4,508	76,757	178,637
1900	121,664	3,784	149,132	274,580	63,086	2,196	80,773	146,055
1901	180,669	3,392	245,273	429,334	93,798	1,689	132,230	227,717
1902	147,620	4,133	162,797	314,550	79,094	2,141	94,282	175,517
1903	123,998	1,977	188,374	314,349	67,900	1,080	106,414	175,394
1904	284,078	15,934	140,627	440,639	154,121	7,555	72,353	234,029
1905	288,255	53,712	163,876	505,843	158,961	29,224	92,779	280,964
1906	349,178	18,705	119,566	487,449	198,131	10,311	67,149	275,591
* 1907	287,226	12,965	56,249	356,440	158,941	6,815	30,246	196,002

Not separately stated prior to 1893.

\* 9 months.



## SESSIONAL PAPER No. 10

## Agricultural Products—Continued.

## GRAIN—OATS.

Quantities.				Values.				Fiscal Years.
Great Britain.	United States.	Other Countries.	Totals.	Great Britain.	United States.	Other Countries.	Totals.	
Bush.	Bush.	Bush.	Bush.	£	£	£	£	
.....	.....	.....	1,738,441	396,294	342,310	15,922	754,526	1868
.....	.....	.....	762,620	210,490	120,773	30,486	361,749	1869
.....	.....	.....	2,187,547	69,474	638,245	12,736	720,455	1870
.....	.....	.....	12,386	38,245	177,556	15,426	231,227	1871
.....	.....	.....	85,976	16,385	151,795	12,162	180,342	1872
.....	.....	.....	629,467	140,050	66,488	10,490	217,028	1873
.....	.....	.....	998,100	367,428	57,148	31,223	455,799	1874
788,654	138,125	71,321	998,100	778,276	610,539	57,980	1,446,795	1875
1,524,648	1,350,692	114,499	2,989,839	857,706	34,352	247,203	1,139,261	1876
1,984,574	88,372	571,287	2,644,233	1,130,712	24,906	91,542	1,247,160	1877
2,696,703	72,378	201,203	2,970,284	891,880	6,752	61,353	959,985	1878
2,181,815	19,378	138,869	2,340,062	647,798	3,219	153,308	804,325	1879
1,909,983	8,940	454,367	2,373,290	1,084,562	152,354	470,410	1,707,326	1880
3,032,940	481,138	1,202,962	4,717,040	1,005,516	19,615	166,742	1,191,873	1881
2,504,331	54,407	367,794	2,926,532	776,533	724,004	228,237	1,728,774	1882
1,839,710	1,796,104	511,140	4,146,954	54,379	275,320	131,122	460,821	1883
129,117	607,953	286,983	1,024,053	322,479	9,013	170,220	501,712	1884
901,069	22,985	422,666	1,346,720	703,001	34,515	155,997	893,513	1885
1,866,221	94,971	397,810	2,359,002	1,147,969	75,817	230,210	1,453,996	1886
3,280,787	240,159	629,042	4,149,988	509,875	12,210	131,752	653,837	1887
1,627,629	40,342	380,269	2,048,240	49,835	9,019	126,156	185,010	1888
177,194	25,182	364,345	566,721	750	6,729	123,153	130,632	1889
2,568	16,789	317,828	337,185	138,371	8,527	109,258	256,156	1890
454,090	27,530	276,172	757,792	5,954	931	123,032	129,917	1891
16,528	2,264	241,777	260,569	1,975,485	54,623	211,148	2,241,256	1892
5,743,720	165,947	504,662	6,414,329	2,137,145	22,223	394,542	2,553,910	1893
6,261,258	63,300	949,348	7,273,906	642,471	20,817	413,463	1,076,751	1894
1,738,666	63,342	1,016,694	2,818,702	71,623	51,099	197,736	320,458	1895
257,253	175,043	494,679	926,975	112,704	11,506	149,651	273,861	1896
487,252	45,320	435,565	968,137	1,338,748	8,388	307,994	1,655,130	1897
5,409,808	43,470	1,093,603	6,546,881	2,472,488	23,417	545,673	3,041,578	1898
8,143,107	65,574	1,667,782	9,876,463	2,811,112	38,726	418,550	3,268,388	1899
8,977,646	129,954	1,205,392	10,312,992	1,866,521	38,935	237,723	2,143,179	1900
6,028,704	137,785	762,725	6,929,214	1,996,298	18,598	475,625	2,490,521	1901
6,611,396	63,446	1,480,221	8,155,063	1,401,150	60,930	590,479	2,052,559	1902
3,544,674	137,081	1,348,368	5,030,123	1,861,661	39,062	682,428	2,583,151	1903
5,623,116	120,702	1,849,359	7,593,177	1,213,413	62,333	327,358	1,603,104	1904
3,607,938	189,037	898,266	4,695,241	563,866	28,226	269,954	862,040	1905
1,617,310	78,533	671,656	2,367,499	762,503	56,613	264,231	1,083,347	1906
1,885,166	152,602	662,535	2,700,303	1,566,996	46,577	241,727	1,855,300	1907
3,853,295	125,188	560,953	4,539,436					

Fiscal Years.	GRAIN—PEAS.							
	Quantities.				Values.			
	Great Britain.	United States.	Other Countries.	Totals.	Great Britain.	United States.	Other Countries.	Totals.
	Bush.	Bush.	Bush.	Bush.	\$	\$	\$	\$
1868				2,133,817	1,122,900	709,241	18,524	1,850,665
1869				1,046,300	578,392	373,762	19,345	971,499
1870				1,449,560	842,476	343,330	14,284	1,200,090
1871				1,159,956	708,516	277,311	15,928	1,001,755
1872				1,458,716	967,349	262,924	15,889	1,246,162
1873				1,128,027	672,124	244,393	11,455	927,972
1874	1,136,235	571,256	9,621	1,717,112	934,720	451,299	7,742	1,393,761
1875	2,247,788	579,685	12,308	2,839,781	2,138,675	502,176	13,925	2,654,776
1876	1,167,256	1,190,097	11,306	2,368,659	1,040,529	886,815	12,245	1,939,589
1877	1,262,566	470,472	12,879	1,745,917	1,100,104	379,841	14,969	1,494,914
1878	1,684,991	716,255	18,798	2,420,044	1,429,425	537,579	17,097	1,984,101
1879	2,329,818	373,566	11,611	2,714,995	1,753,017	288,059	12,796	2,055,872
1880	3,355,320	391,756	72,314	3,819,390	2,598,089	321,576	57,851	2,977,516
1881	3,781,853	416,541	47,196	4,245,590	3,061,074	370,637	46,292	3,478,003
1882	2,852,162	521,146	148,185	3,521,493	2,522,774	525,746	143,349	3,191,869
1883	1,885,100	368,697	85,490	2,339,287	1,692,245	381,084	88,379	2,161,708
1884	1,691,663	355,120	154,314	2,201,097	1,518,839	338,602	151,834	2,009,275
1885	2,257,055	369,166	71,932	2,698,153	1,713,349	300,669	63,744	2,077,762
1886	2,598,544	506,704	113,893	3,219,141	1,739,917	377,003	90,173	2,207,093
1887	3,348,180	405,358	222,233	3,975,771	2,026,670	331,349	149,385	2,507,404
1888	1,738,612	363,356	62,101	2,164,069	1,131,041	351,365	49,839	1,532,245
1889	1,595,902	332,027	54,924	1,982,853	1,091,078	312,650	45,689	1,449,417
1890	2,006,930	528,052	193,131	2,728,113	1,286,045	445,547	153,320	1,884,912
1891	2,149,203	500,978	104,104	2,754,285	1,485,348	457,603	89,650	2,032,601
1892	3,475,623	547,324	616,876	4,639,823	2,422,088	483,814	544,632	3,450,534
1893	2,509,102	462,686	442,558	3,414,346	1,795,758	427,136	355,738	2,578,63
1894	2,488,768	335,909	554,069	3,378,746	1,641,118	329,968	420,435	2,391,521
1895	1,688,657	329,633	240,834	2,259,124	1,184,833	357,937	187,839	1,730,659
1896	1,347,170	198,699	211,246	1,757,115	869,873	263,701	165,917	1,299,491
1897	3,434,614	255,507	317,642	4,007,763	1,816,701	322,505	213,685	2,352,891
1898	2,870,223	87,294	278,614	3,236,131	1,537,690	81,834	194,268	1,813,792
1899	2,568,660	67,822	274,936	2,911,418	1,651,192	73,320	231,086	1,955,598
1900	2,609,976	74,883	375,068	3,059,927	1,743,130	87,973	314,368	2,145,471
1901	3,108,205	151,813	604,909	3,864,927	2,062,071	118,590	494,051	2,674,712
1902	1,458,819	120,876	422,684	2,001,779	1,210,590	170,026	425,102	1,805,718
1903	607,301	175,674	361,779	1,144,754	476,714	210,633	365,996	1,052,743
1904	725,252	200,684	277,798	1,203,734	525,102	241,374	366,792	1,133,268
1905	435,768	119,146	212,063	766,917	310,397	157,364	250,660	718,421
1906	362,294	117,720	194,866	674,880	332,858	146,920	277,540	757,318
* 1907	353,757	68,512	151,180	573,449	330,544	104,779	207,958	643,281

\* 9 months.

## SESSIONAL PAPER No. 10

Agricultural Products—*Continued.*

GRAIN—RYE.								Fiscal Years.
Quantities.				Values.				
Great Britain.	United States.	Other Countries.	Totals.	Great Britain.	United States.	Other Countries.	Totals.	
Bush.	Bush.	Bush.	Bush.	£	£	£	£	
Included with 'Barley' prior to 1878.								1868
								1869
								1870
								1871
								1872
								1873
								1874
								1875
								1876
								1877
2,537	404,207	9,081	415,825	1,900	244,265	5,504	251,669	1878
38,222	440,544	162,158	640,924	26,700	234,024	103,293	364,017	1879
37,040	560,324	360,456	957,820	28,144	379,323	295,234	702,701	1880
60,125	454,825	355,346	870,296	58,818	381,276	343,746	7-3,840	1881
2,450	893,787	385,441	1,281,678	1,960	815,703	373,456	1,191,119	1882
.....	912,486	135,323	1,047,809	.....	605,801	107,099	712,900	1883
.....	628,530	244,439	872,969	.....	391,575	174,088	565,663	1884
3,756	249,140	34,400	287,296	2,212	151,379	26,282	179,873	1885
.....	164,324	6,440	170,764	.....	94,158	4,508	98,666	1886
.....	26,030	98,397	124,427	.....	12,350	54,919	67,269	1887
.....	26	.....	26	.....	14	.....	14	1888
.....	.....	.....	.....	.....	.....	.....	.....	1889
34,387	237,042	165,264	436,693	19,277	113,320	88,164	220,761	1890
103,623	150,330	86,011	379,964	68,444	95,131	62,895	226,470	1891
59,222	111,503	50,526	221,251	56,198	88,207	46,100	190,505	1892
37,617	10,541	10,963	59,121	24,436	5,302	9,505	39,243	1893
45,544	51	17,377	62,972	22,442	43	10,454	32,939	1894
49,548	13,394	.....	62,942	27,510	5,493	.....	33,003	1895
.....	29	.....	29	.....	18	.....	18	1896
178,141	24	38,298	216,463	75,243	10	17,391	92,644	1897
513,149	5,163	621,234	1,139,546	283,648	2,371	330,520	616,539	1898
326,354	1,126	6	327,486	195,791	653	3	196,447	1899
472,416	2,156	.....	474,572	278,228	1,058	.....	279,286	1900
521,555	4	165,500	687,059	327,472	4	97,401	424,877	1901
377,913	8	21,359	399,280	227,469	6	12,815	240,290	1902
321,490	.....	148,929	470,419	179,664	.....	90,288	269,952	1903
45,347	33,783	22,410	101,540	24,089	19,902	10,821	54,902	1904
.....	19,678	724	20,402	.....	12,186	434	12,620	1905
.....	4	.....	4	.....	2	.....	2	1906
.....	.....	41	41	.....	.....	20	20	1907*

7-8 EDWARD VII., A. 1908

No. 18 (E).—EXPORTS of Canada—

Fiscal Years.	GRAIN—WHEAT.							
	Quantities.				Values.			
	Great Britain.	United States.	Other Countries.	Totals.	Great Britain.	United States.	Other Countries.	Totals.
	Bush.	Bush.	Bush.	Bush.	\$	\$	\$	\$
1868				2,284,702	1,149,009	2,494,047	4,935	3,648,081
1869				3,809,208	1,739,388	1,443,730	265	3,183,383
1870				3,557,101	2,828,367	822,348	54,458	3,705,173
1871				1,748,977	1,238,579	743,338		1,981,917
1872				2,993,119	1,804,771	2,047,375	48,436	3,900,582
1873				4,379,741	4,361,078	1,662,304	494	6,023,876
1874	4,509,195	1,874,202	197,820	6,581,217	6,356,277	2,248,200	281,600	8,886,077
1875	3,967,495	415,527		4,383,022	4,548,914	410,822		4,959,736
1876	4,376,740	1,693,629	24	6,070,393	5,125,289	1,623,975	34	6,749,298
1877	2,035,831	348,946	8,378	2,393,155	2,357,070	376,019	9,294	2,742,383
1878	3,402,625	988,514	2,396	4,393,535	4,241,292	1,131,564	3,339	5,376,195
1879	4,951,545	1,657,835	1,344	6,610,724	4,803,500	1,469,707	1,433	6,274,640
1880	4,120,027	911,323	59,155	5,090,505	4,810,636	1,066,483	64,923	5,942,042
1881	2,329,958	120,668	73,047	2,523,673	2,396,370	123,879	73,571	2,593,820
1882	3,255,495	561,394	28,146	3,845,035	4,401,244	750,091	29,000	5,180,335
1883	4,877,276	878,471	111,711	5,867,458	4,896,187	841,738	143,563	5,881,488
1884	689,626	55,898	2	745,526	768,255	44,665	3	812,923
1885	1,978,201	345,410	17,345	2,340,956	1,681,172	268,718	16,397	1,966,287
1886	3,089,706	309,772	19,690	3,419,168	2,750,251	256,767	18,846	3,025,864
1887	5,048,084	341,508	242,134	5,631,726	4,278,417	265,940	200,781	4,745,138
1888	1,377,783	777,698	8,273	2,163,754	1,244,757	633,438	8,275	1,886,470
1889	449,686	36,560	4,659	490,905	439,863	26,591	4,667	471,121
1890	410,796	6,723	4,755	422,274	379,893	6,589	2,379	388,861
1891	1,015,954	1,092,109	153	2,108,216	969,134	613,690	260	1,583,084
1892	6,810,664	1,489,881	413,609	8,714,154	5,726,505	871,263	350,083	6,947,851
1893	8,617,967	454,633	199,285	9,271,885	6,666,382	246,568	147,083	7,060,033
1894	9,090,310	124,619	57,279	9,272,208	6,012,122	76,846	44,484	6,133,452
1895	8,786,798	20,190	18,701	8,825,689	5,339,085	10,258	9,766	5,359,109
1896	9,729,368	115,484	74,690	9,919,542	5,677,637	40,424	53,460	5,771,521
1897	7,717,292	16,603	121,379	7,855,274	5,477,219	11,737	55,241	5,544,197
1898	18,091,962	84,630	786,515	18,963,107	16,477,676	76,242	759,998	17,313,916
1899	9,917,572	17,337	370,561	10,305,470	7,458,538	12,643	313,306	7,784,487
1900	15,975,858	82,785	786,007	16,844,650	11,350,942	58,305	586,241	11,995,488
1901	8,630,066	53,186	1,056,506	9,739,758	6,112,230	34,989	724,720	6,871,939
1902	25,244,489	15,088	857,953	26,117,530	18,024,257	9,161	654,674	18,688,092
1903	30,726,947	892,904	1,365,894	32,985,745	22,999,745	536,264	1,030,694	24,566,703
1904	16,346,793	11,262	420,973	16,779,028	13,106,081	8,780	350,490	13,465,351
1905	11,280,407	3,018,232	401,676	14,700,315	9,474,870	2,577,531	334,342	12,386,743
1906	36,027,692	3,831,988	539,722	40,399,402	30,234,611	2,981,608	442,172	33,658,391
*1907	24,432,786	804,937	242,404	25,480,127	19,566,017	630,349	201,263	20,397,629

\* 9 months.



## SESSIONAL PAPER No. 10

Agricultural Products—*Continued.*

## GRAIN—ALL OTHER, N.E.S.

Quantities.				Values.				Fiscal Years.
Great Britain.	United States.	Other Countries.	Totals.	Great Britain.	United States.	Other Countries.	Totals.	
Bush.	Bush.	Bush.	Bush.	\$	\$	\$	\$	
.....	.....	.....	10,057	4	5,500	687	6,191	1868
.....	.....	.....	6,093	.....	4,990	888	5,878	1869
.....	.....	.....	14,644	4	8,856	273	9,133	1870
.....	.....	.....	23,954	12,821	3,720	.....	16,541	1871
.....	.....	.....	102,243	40,900	15,140	926	56,966	1872
.....	.....	.....	706,619	395,299	2,934	155	398,388	1873
235,776	68	20	235,864	81,144	57	23	81,224	1874
26,109	1,915	375	28,399	21,482	1,414	360	23,256	1875
9,109	87	103	9,299	8,327	81	63	8,471	1876
201	4,333	906	5,440	116	3,185	602	3,903	1877
8	6,358	182	6,548	17	6,176	118	6,311	1878
1,383	5,816	69	7,268	814	2,539	45	3,398	1879
1,719	14,174	1,164	17,057	752	5,735	724	7,211	1880
1,170	2,899	102	4,171	524	1,463	64	2,051	1881
2,220	185,547	42	187,809	1,282	184,302	75	185,639	1882
2,842	103,173	255	106,270	1,618	57,853	257	59,728	1883
12,678	89,695	127	102,500	9,489	58,384	75	67,948	1884
19,803	54,293	244	74,340	11,812	32,569	144	44,525	1885
10,673	59,152	20,380	90,205	5,633	25,651	9,730	41,014	1886
11,791	55,390	3,629	70,810	5,506	23,238	1,817	30,561	1887
4,496	14,172	272	18,940	1,743	10,944	179	12,866	1888
12	71,200	514	71,726	15	40,083	387	40,485	1889
624	35,970	11,669	48,263	187	18,267	5,903	24,357	1890
2,660	40,639	37,629	80,928	1,183	17,169	18,870	37,222	1891
124,464	248,239	334,274	706,977	63,775	124,183	189,675	377,633	1892
675	15,300	36,773	42,748	400	7,155	17,186	24,741	1893
.....	4,011	1,226	5,237	.....	1,779	876	2,655	1894
.....	7,463	146	7,609	.....	2,877	96	2,973	1895
2,546	7,232	256	10,034	1,145	2,426	183	3,754	1896
52,850	2,155	669	55,674	23,170	440	274	23,884	1897
2,458	1,243	1,944	5,645	1,099	497	925	2,521	1898
123,683	2,771	22,017	148,471	42,123	407	10,208	52,738	1899
.....	1,908	2,141	4,049	.....	1,261	1,182	2,443	1900
1,650	2,250	1,260	5,190	750	1,198	709	2,657	1901
204,264	22,063	9,345	235,672	120,824	7,486	6,238	134,548	1902
56,225	2,713	16,840	75,778	27,726	1,586	10,312	39,624	1903
73,429	6,661	14,632	94,722	32,995	3,485	8,969	45,449	1904
47,146	58,909	2,428	108,483	32,320	11,231	1,498	45,058	1905
43,253	764	3,220	47,237	23,554	855	2,233	26,642	1906
7,669	46,485	149	54,303	5,338	7,338	266	12,942	1907*



7-8 EDWARD VII., A. 1908

No. 18 (E).—EXPORTS of Canada—

Fiscal Years.	TOTAL GRAIN.							
	Quantities.				Values.			
	Great Britain.	United States.	Other Countries.	Totals.	Great Britain.	United States.	Other Countries.	Totals.
	Bush.	Bush.	Bush.	Bush.	\$	\$	\$	\$
1868				10,256,229	2,761,971	6,689,404	40,790	9,502,165
1869				10,293,092	2,529,977	7,011,758	51,099	9,592,834
1870				13,936,687	3,745,859	6,628,520	83,249	10,457,628
1871				8,343,827	2,006,871	4,663,250	31,901	6,702,022
1872				10,691,622	2,860,421	5,986,431	77,743	8,924,595
1873				11,241,143	5,568,551	5,004,344	22,804	10,595,699
1874	6,669,884	6,418,666	282,109	13,370,659	7,739,593	6,963,765	323,286	15,026,644
1875	7,766,040	7,873,074	132,431	15,771,545	7,487,347	7,012,692	76,329	14,576,368
1876	7,543,301	13,206,340	586,573	21,336,214	7,036,199	10,032,524	262,766	17,331,489
1877	6,092,575	7,352,508	230,575	13,675,658	4,647,433	5,470,151	122,627	10,240,211
1878	8,036,044	8,704,218	174,313	16,914,575	7,089,091	5,789,861	91,061	12,970,013
1879	9,417,531	7,739,082	633,661	17,790,274	7,377,073	6,693,571	274,257	14,344,901
1880	11,037,894	9,162,093	1,716,578	21,916,565	8,812,664	6,181,432	901,333	15,895,429
1881	8,747,345	9,882,409	850,010	19,479,764	6,565,886	7,226,711	634,881	14,427,478
1882	7,958,503	15,630,645	1,077,883	24,667,031	7,708,743	13,302,617	778,621	21,789,981
1883	6,963,064	11,754,731	626,720	19,344,515	6,686,744	8,619,341	476,307	15,782,392
1884	3,360,411	8,908,461	836,121	13,104,993	2,659,848	5,988,224	506,793	9,154,865
1885	6,156,036	10,333,806	530,902	17,020,744	4,132,483	6,450,208	268,971	10,851,662
1886	8,998,863	9,963,490	797,303	19,759,656	5,655,018	6,692,265	360,157	12,707,440
1887	10,046,129	10,504,109	956,018	21,506,256	6,826,299	6,097,672	545,529	13,469,500
1888	3,299,772	10,607,486	443,178	14,350,436	2,428,076	7,617,311	190,429	10,235,816
1889	2,054,480	10,693,903	385,665	13,134,048	1,545,544	7,246,190	180,865	8,962,599
1890	2,933,959	10,958,700	660,379	14,553,038	1,835,790	5,424,135	365,575	7,625,500
1891	3,420,618	6,861,171	478,229	10,760,018	2,605,288	4,527,279	302,368	7,434,935
1892	18,654,042	5,597,705	1,963,118	26,214,865	11,478,418	3,385,095	1,369,274	16,232,787
1893	18,045,586	2,867,513	2,060,472	22,973,571	10,935,183	1,765,089	1,134,005	13,834,277
1894	13,503,328	1,482,367	1,879,371	16,865,066	8,385,513	1,047,308	1,011,207	10,444,028
1895	10,845,951	2,696,819	978,667	14,521,437	6,649,257	1,610,704	506,298	8,766,259
1896	11,636,649	1,428,950	1,089,198	14,154,797	6,692,896	873,346	530,566	8,096,808
1897	17,572,275	1,720,007	1,964,865	21,257,147	9,048,491	816,947	746,647	10,612,085
1898	30,335,090	414,728	3,909,244	34,659,062	21,070,382	266,096	2,107,889	23,444,367
1899	22,262,532	366,856	2,254,274	24,883,662	12,349,025	204,560	1,231,785	13,785,370
1900	26,977,620	534,761	2,542,949	30,055,330	16,130,524	366,823	1,559,886	18,057,233
1901	21,071,829	714,905	3,791,384	25,578,118	11,551,632	599,256	2,082,751	14,233,639
1902	31,331,405	440,284	2,938,493	34,710,182	21,244,889	445,170	1,863,677	23,553,736
1903	38,090,173	1,264,608	4,227,496	43,582,277	25,911,769	859,038	2,453,614	29,224,421
1904	21,789,564	609,318	2,057,589	24,456,471	15,392,190	485,025	1,281,782	17,158,997
1905	14,493,885	3,471,336	1,783,044	19,748,265	10,992,742	2,893,224	1,239,451	15,125,417
1906	39,476,628	4,180,627	1,620,711	45,277,966	32,007,337	3,238,906	1,164,154	36,410,397
1907*	30,054,561	1,087,647	1,087,920	32,230,128	22,228,509	823,085	739,945	23,791,539

\* 9 months.

## SESSIONAL PAPER No. 10

## Agricultural Products—Continued.

GRAIN PRODUCTS—FLOUR OF WHEAT.								Fiscal Years.
Quantities.				Values.				
Great Britain.	United States.	Other Countries.	Totals.	Great Britain.	United States.	Other Countries.	Totals.	
Brls.	Brls.	Brls.	Brls.	£	£	£	£	
Not separately stated prior to 1869.								1868
			375,219	983,512	423,919	541,265	1,948,696	1869
			382,177	1,483,008	264,551	554,590	2,302,149	1870
			306,339	1,006,374	110,423	493,052	1,609,849	1871
			453,144	1,392,161	538,271	741,482	2,671,914	1872
			474,190	1,583,564	364,930	954,960	2,903,454	1873
307,391	138,845	94,081	540,317	1,809,409	802,895	582,368	3,194,672	1874
158,821	35,160	108,802	302,783	740,583	193,484	611,175	1,545,242	1875
204,445	98,057	113,002	415,504	1,103,727	485,453	589,209	2,178,389	1876
128,875	30,405	109,325	268,605	683,769	173,989	627,680	1,485,438	1877
339,869	21,631	114,931	476,431	1,931,999	122,951	684,516	2,739,466	1878
445,074	20,247	109,626	574,947	1,953,599	87,903	531,173	2,572,675	1879
449,368	8,249	86,974	544,591	2,436,891	45,506	448,558	2,930,955	1880
376,008	4,758	58,962	439,728	1,848,259	23,671	301,178	2,173,108	1881
370,775	4,016	94,948	469,739	2,131,932	23,008	594,048	2,748,988	1882
359,724	2,820	126,502	489,046	1,798,710	14,220	703,025	2,515,955	1883
158,926	1,236	37,227	197,389	825,732	6,728	193,535	1,025,995	1884
86,168	2,736	34,873	123,777	381,194	9,676	165,660	556,530	1885
235,027	17,070	134,002	386,099	1,056,558	79,230	609,181	1,744,969	1886
345,769	4,695	169,749	520,213	1,582,147	17,572	722,425	2,322,144	1887
229,420	5,076	115,619	350,115	1,068,139	20,172	491,708	1,580,019	1888
79,437	1,527	50,217	131,181	388,376	8,314	249,378	646,068	1889
87,071	7,472	20,556	115,099	387,309	32,055	102,019	521,383	1890
181,543	12,439	102,802	296,784	851,912	55,249	481,417	1,388,578	1891
240,329	3,998	136,669	380,996	1,110,368	14,448	659,597	1,784,413	1892
204,687	2,412	203,086	410,185	851,026	7,030	882,972	1,741,028	1893
203,467	3,862	221,281	428,610	812,338	9,937	877,192	1,699,467	1894
104,501	2,818	115,656	222,975	420,983	10,706	407,423	839,112	1895
89,425	2,430	94,861	186,716	347,685	10,428	360,320	718,433	1896
246,754	4,270	170,734	421,758	809,434	15,828	715,589	1,540,851	1897
908,399	5,392	335,647	1,249,438	3,954,049	22,182	1,449,529	5,425,760	1898
540,971	5,052	246,513	792,536	2,097,773	19,582	987,933	3,105,288	1899
455,075	3,834	309,253	768,162	1,665,708	12,993	1,113,184	2,791,885	1900
770,714	14,682	333,304	1,118,700	2,702,132	43,579	1,269,515	4,015,226	1901
648,199	10,485	427,964	1,086,648	2,290,056	37,455	1,641,339	3,968,850	1902
633,250	18,940	635,576	1,287,766	2,338,667	68,216	2,292,260	4,699,143	1903
940,940	40,958	606,602	1,587,600	3,568,430	164,862	2,395,934	6,129,226	1904
592,598	31,072	697,799	1,321,469	2,424,116	141,198	3,312,293	5,877,607	1905
943,777	25,772	562,465	1,532,014	3,656,938	108,488	2,414,399	6,179,825	1906
633,493	3,734	454,896	1,092,123	2,352,444	12,896	1,729,867	4,095,207	1907*

7-8 EDWARD VII., A. 1908

No. 18 (E).—EXPORTS of Canada—

Fiscal Years.	GRAIN PRODUCTS—OATMEAL.							
	Quantities.				Values.			
	Great Britain.	United States.	Other Countries.	Totals.	Great Britain.	United States.	Other Countries.	Totals.
	Brls.	Brls.	Brls.	Brls.	\$	\$	\$	\$
1868	Not separately stated prior to 1878.							
1869								
1870								
1871								
1872								
1873								
1874								
1875								
1876								
1877								
1878	155,355	17,539	1,617	174,511	674,482	72,012	7,763	754,257
1879	96,111	2,530	1,418	100,059	385,546	9,343	6,481	401,370
1880	95,360	3,793	1,768	100,921	415,776	13,735	8,509	438,020
1881	51,968	560	1,297	53,825	226,978	1,746	5,426	234,150
1882	45,536	1,426	2,678	49,640	187,487	6,397	13,814	207,698
1883	63,001	1,078	1,972	66,051	260,311	5,132	11,131	276,574
1884	52,742	954	2,205	55,901	214,747	4,301	11,246	230,294
1885	63,254	1,096	1,250	65,600	241,854	2,891	5,574	250,319
1886	69,778	4,398	1,750	75,926	286,155	15,680	7,796	309,631
1887	44,757	1,064	2,241	48,062	176,518	3,805	8,899	189,222
1888	11,792	659	1,398	13,849	45,465	1,810	6,250	53,525
1889	37,580	6,490	2,760	46,830	152,516	23,900	11,460	187,876
1890	54,684	13,605	1,949	70,238	201,518	44,839	8,300	254,657
1891	9,304	576	1,868	11,748	35,455	1,900	7,840	45,195
1892	95,444	1,234	5,102	101,780	381,950	4,722	22,647	409,319
1893	124,212	30,534	1,641	156,387	503,294	115,962	6,721	625,977
1894	80,691	3,659	3,764	88,114	285,580	8,756	13,767	308,103.
1895	77,149	26	3,088	80,263	265,320	97	10,893	276,310
1896	106,002	7	4,246	110,255	350,526	26	14,103	364,655
1897	138,854	4,164	9,001	152,019	424,496	11,707	26,746	462,949
1898	167,731	4,837	4,253	176,821	525,657	13,720	15,380	554,757
1899	116,324	165	3,497	119,986	384,012	518	12,038	396,568
1900	140,195	304	5,368	145,867	456,843	801	17,347	474,991
1901	147,307	121	4,423	151,851	453,326	330	14,151	467,807
1902	87,936	419	3,351	91,706	329,042	2,442	12,848	344,332
1903	131,024	219	13,593	144,836	480,458	888	55,656	537,002
1904	174,277	384	29,803	204,464	644,219	1,529	110,939	756,687
1905	155,786	32	12,789	168,607	587,961	138	53,131	641,233
1906	120,744	916	11,284	132,944	492,084	3,478	46,719	542,281
1907*	122,177	31	14,631	136,839	488,699	90	55,666	544,455

\* 9 months.

## SESSIONAL PAPER No. 10

## Agricultural Products—Continued.

GRAIN PRODUCTS—ALL OTHER, N.E.S.								Fiscal Years.
Quantities.				Values.				
Great Britain.	United States.	Other Countries.	Totals.	Great Britain.	United States.	Other Countries.	Totals.	
Brls.	Brls.	Brls.	Brls.	\$	\$	\$	\$	
Not separately stated prior to 1869.								1868
.....	.....	.....	23,862	31,411	86,058	20,845	138,314	1869
.....	.....	.....	38,556	46,783	95,319	11,670	153,772	1870
.....	.....	.....	19,119	12,891	63,262	14,089	90,242	1871
.....	.....	.....	32,655	22,487	104,343	23,643	159,513	1872
.....	.....	.....	47,651	151,694	54,798	24,149	230,632	1873
41,574	9,539	2,049	53,162	180,302	41,959	8,559	230,820	1874
8,392	19,530	2,804	30,726	46,868	81,114	12,416	140,398	1875
29,459	28,799	5,703	63,961	145,476	120,513	21,752	287,741	1876
19,614	12,081	3,513	35,208	93,355	49,276	13,805	156,436	1877
594	16	1,604	2,214	2,019	71	5,831	7,921	1878
506	120	1,849	2,475	1,282	655	4,958	6,895	1879
52	1,174	709	1,935	187	3,400	1,240	4,827	1880
471	79	549	799	553	244	1,729	2,526	1881
1,231	1,660	426	3,317	2,486	6,504	1,744	10,734	1882
3,142	836	232	4,210	6,510	3,562	946	11,018	1883
9,655	1,490	213	11,358	24,676	4,997	656	30,329	1884
6,791	506	225	7,522	17,779	1,297	672	19,748	1885
5,797	421	431	6,649	18,583	885	1,563	21,031	1886
3,501	2,934	268	6,703	12,214	8,103	714	21,031	1887
5,075	7,496	239	12,810	20,287	28,976	756	50,019	1888
7,874	13,370	881	22,125	31,718	44,402	3,375	79,495	1889
21,546	3,039	677	25,262	68,719	9,546	2,044	80,309	1890
3,568	21	561	4,150	12,304	71	1,568	13,943	1891
19,302	286	1,299	20,887	47,269	2,634	4,680	54,583	1892
4,151	662	963	5,776	11,434	916	2,922	15,272	1893
181	280	1,674	2,135	591	373	4,961	5,925	1894
13	594	1,087	1,694	39	1,818	3,226	5,083	1895
438	66	1,513	2,017	1,500	208	4,214	5,922	1896
2,787	750	1,493	5,030	7,619	1,858	2,824	12,301	1897
2,655	718	2,166	5,539	10,447	994	4,244	15,685	1898
1,108	93	2,817	4,018	2,530	274	5,848	8,652	1899
5,200	1,447	1,697	8,344	12,426	1,964	3,331	17,721	1900
14,934	2,317	2,205	19,456	25,021	2,973	4,775	32,769	1901
20,697	5,253	3,494	29,444	39,317	6,593	9,848	55,758	1902
7,605	489	3,157	11,251	19,746	1,242	10,228	31,216	1903
8,264	719	10,731	19,714	25,720	1,789	30,352	57,861	1904
5,439	3,538	3,786	12,763	15,342	9,966	13,389	38,697	1905
9,026	605	3,993	13,534	24,431	2,282	12,364	39,077	1906
8,631	1,071	1,395	11,097	26,683	2,689	4,155	33,527	*1907



7-8 EDWARD VII., A. 1908

No. 18 (E).—EXPORTS of Canada—

Fiscal Years.	TOTAL GRAIN PRODUCTS.							
	Quantities.				Values.			
	Great Britain.	United States.	Other Countries.	Totals.	Great Britain.	United States.	Other Countries.	Totals.
	Brls.	Brls.	Brls.	Brls.	\$	\$	\$	\$
1868				383,344	1,174,083	850,769	604,688	2,629,540
1869				399,081	1,014,923	509,977	562,110	2,087,010
1870				420,733	1,529,791	359,870	566,260	2,455,921
1871				325,458	1,019,265	173,685	507,141	1,700,091
1872				485,799	1,414,648	642,654	765,125	2,822,427
1873				521,841	1,735,258	419,728	979,100	3,134,086
1874	348,965	148,384	96,130	593,479	1,989,711	844,854	590,927	3,425,492
1875	167,213	54,690	111,606	333,509	787,451	274,598	623,591	1,685,640
1876	233,904	126,856	118,705	479,465	1,249,203	605,966	610,961	2,466,130
1877	148,489	42,486	112,838	303,813	777,124	223,265	641,485	1,641,874
1878	495,818	39,186	118,152	653,156	2,608,500	195,034	698,110	3,501,644
1879	541,691	22,897	112,893	677,481	2,340,427	97,901	542,612	2,980,940
1880	544,780	13,216	89,451	647,447	2,852,854	62,641	458,307	3,373,802
1881	428,147	5,397	60,808	494,352	2,075,799	25,661	308,333	2,409,784
1882	417,542	7,102	98,052	522,696	2,321,905	35,909	609,606	2,967,420
1883	425,867	4,734	128,706	559,307	2,065,531	22,914	715,102	2,803,547
1884	221,323	3,680	39,645	264,648	1,065,135	16,026	205,437	1,286,618
1885	156,213	4,338	36,348	196,899	640,827	13,864	171,906	826,597
1886	310,602	21,889	136,183	468,674	1,361,296	95,795	618,540	2,075,631
1887	394,027	8,693	172,258	574,978	1,770,879	29,480	732,038	2,532,397
1888	246,287	13,231	117,256	376,774	1,133,891	50,958	498,714	1,683,563
1889	124,891	21,387	53,858	200,136	572,610	76,616	264,213	913,439
1890	163,301	24,116	23,182	210,599	657,546	86,440	112,363	856,349
1891	194,415	13,036	105,231	312,682	899,671	57,220	490,825	1,447,716
1892	355,075	5,518	143,070	503,663	1,539,587	21,804	686,924	2,248,315
1893	333,050	3,608	205,690	572,348	1,365,754	123,908	892,615	2,382,277
1894	284,339	7,801	226,719	518,859	1,098,509	19,066	895,920	2,013,495
1895	181,663	3,438	119,831	304,932	686,342	12,621	421,542	1,120,505
1896	195,865	2,503	100,620	298,988	699,711	10,662	378,637	1,089,010
1897	388,395	9,184	181,228	578,807	1,241,549	29,393	745,159	2,016,101
1898	1,078,785	10,947	342,066	1,431,798	4,490,153	36,896	1,469,153	5,996,202
1899	658,403	5,310	252,827	916,540	2,484,315	20,374	1,005,819	3,510,508
1900	600,470	5,585	316,318	922,373	2,134,977	15,758	1,133,862	3,284,597
1901	932,955	17,120	339,932	1,290,007	3,180,479	46,882	1,288,441	4,515,802
1902	756,832	16,157	434,809	1,207,798	2,658,415	46,490	1,664,035	4,368,940
1903	771,879	19,648	652,326	1,443,853	2,838,871	70,346	2,358,144	5,267,361
1904	1,122,581	42,061	647,136	1,811,778	4,238,369	168,180	2,537,225	6,943,774
1905	753,823	34,642	714,374	1,502,839	3,027,422	151,302	3,378,813	6,557,537
1906	1,073,547	27,293	577,652	1,678,492	4,173,453	114,248	2,473,482	6,761,183
*1907	764,301	4,836	470,922	1,240,059	2,867,826	15,675	1,789,688	4,673,189

\* 9 months.



## SESSIONAL PAPER No. 10

Agricultural Products—*Continued.*

HAY								Fiscal Years.
Quantities.				Values.				
Great Britain.	United States.	Other Countries.	Totals.	Great Britain.	United States.	Other Countries.	Totals.	
Tons.	Tons.	Tons.	Tons.	£	£	£	£	
			7,859	30	56,700	13,891	70,621	1868
			4,952	2,366	35,447	5,618	43,431	1869
			8,819		63,005	2,211	65,216	1870
			23,487		279,294	10,923	290,217	1871
			50,827		673,453	16,580	690,033	1872
			36,385		436,010	12,271	448,281	1873
	25,904	821	26,725		282,660	10,550	293,210	1874
	19,409	1,349	20,758		192,778	17,908	210,686	1875
604	30,744	2,172	33,520	13,198	279,832	28,503	321,533	1876
723	27,682	1,170	29,575	10,903	227,773	16,087	254,763	1877
1,069	15,401	799	17,269	14,354	137,878	11,396	163,628	1878
2,839	7,650	1,215	11,704	35,261	58,004	12,378	105,643	1879
4,791	58,357	1,296	64,444	41,297	429,193	14,477	484,967	1880
5,344	160,673	2,364	168,381	63,620	1,718,679	30,909	1,813,208	1881
4,064	85,136	1,447	90,647	51,953	845,503	18,235	915,691	1882
3,304	89,005	1,431	93,740	41,581	843,404	17,120	902,105	1883
5,251	101,639	1,571	108,461	64,058	831,601	17,398	913,057	1884
5,308	127,820	1,811	134,939	66,367	1,181,616	22,542	1,270,525	1885
5,674	85,490	2,780	93,944	69,534	897,806	33,996	1,001,336	1886
6,523	69,450	870	76,843	61,436	670,749	11,211	743,396	1887
6,044	84,068	3,157	93,269	64,781	800,622	37,926	903,329	1888
6,928	82,308	2,244	91,480	84,610	822,381	27,091	934,082	1889
10,408	101,713	3,041	115,162	109,634	922,797	36,123	1,068,554	1890
11,852	50,070	3,161	65,083	150,291	375,813	33,385	559,489	1891
14,969	67,067	2,890	84,926	167,604	598,567	34,362	800,533	1892
50,892	94,282	6,707	151,881	515,461	854,958	82,453	1,452,872	1893
175,559	87,847	13,400	276,806	1,700,409	753,575	147,204	2,601,188	1894
54,933	137,514	6,625	199,072	492,683	979,914	67,094	1,539,691	1895
29,293	182,719	2,628	214,640	305,616	1,641,471	29,344	1,976,431	1896
18,752	92,002	3,006	113,754	193,172	773,079	32,987	999,238	1897
30,230	3,296	3,565	37,091	299,462	24,959	33,423	357,844	1898
34,700	23,200	4,528	62,428	258,604	118,274	34,753	411,631	1899
47,748	101,982	25,686	175,416	378,946	715,594	319,569	1,414,109	1900
51,644	155,221	46,112	252,977	459,235	1,158,108	480,539	2,097,882	1901
212,145	68,689	153,751	434,585	1,702,538	502,700	2,208,173	4,413,411	1902
163,178	266,482	29,393	450,053	1,421,506	1,924,598	249,561	3,595,665	1903
104,853	103,099	11,922	219,874	974,678	793,627	129,425	1,897,730	1904
92,238	46,359	12,966	151,563	799,227	338,991	122,992	1,261,210	1905
124,947	68,541	13,226	206,714	952,728	449,549	127,664	1,529,941	1906
61,591	38,639	10,148	112,778	655,259	295,105	84,584	1,034,948	*1907

Fiscal Years.	MALT.							
	Quantities.				Values.			
	Great Britain.	United States.	Other Countries.	Totals.	Great Britain.	United States.	Other Countries.	Totals.
	Bush.	Bush.	Bush.	Bush.	\$	\$	\$	\$
1868				33,896		38,382		38,382
1869				22,332		33,102		33,102
1870				127,343		112,120		112,120
1871				167,939		132,810		132,810
1872				241,889		205,260		205,260
1873				374,994		215,137		215,137
1874		481,099		481,099		153,780		153,780
1875		101,889		101,889		109,517		109,517
1876		153,926		153,926		144,336		144,336
1877		306,432	1,120	307,552		275,213	870	276,083
1878		614,199		614,199		439,792		439,792
1879		505,716	213	505,929		423,258	85	423,343
1880		1,055,244	1,050	1,056,294		843,132	438	843,570
1881	3	736,445	101	736,549	10	649,772	75	649,857
1882		1,171,440	100	1,171,540		1,108,833	110	1,108,943
1883		1,329,641	317	1,329,958		1,136,536	144	1,136,700
1884		235,842	117	235,959		178,110	220	178,330
1885		374,961		374,961		280,137		280,137
1886		284,443		284,443		222,187		222,187
1887		182,176		182,176		146,012		146,012
1888		193,465		193,465		154,145		154,145
1889		131,821	584	132,405		105,183	687	105,870
1890		258,891	1,078	259,969		149,310	1,070	150,380
1891		120,093	1,400	121,493		87,084	1,090	88,174
1892		25	1,924	1,949		20	1,430	1,450
1893		22	1,800	1,822		19	1,296	1,245
1894		62	7,020	7,082		45	4,353	4,398
1895		7,753	9,662	17,415		4,479	7,681	12,160
1896		33	12,213	12,246		82	9,397	9,479
1897		400	8,905	9,305		690	7,120	7,810
1898		1,142	5,461	6,603		525	3,572	4,097
1899		500	4,407	4,907		375	2,948	3,323
1900			9,199	9,199			10,939	10,939
1901			4,087	4,087			3,563	3,563
1902		145	5,980	6,125		116	5,590	5,706
1903			9,032	9,032			7,415	7,415
1904			4,364	4,364			4,155	4,155
1905			11,436	11,436			9,289	9,289
1906			8,305	8,605			6,961	6,961
*1907			8,394	8,394			6,580	6,580

\* 9 months.

## SESSIONAL PAPER No. 10

Agricultural Products—*Continued.*

SEEDS—CLOVER AND GRASS.								Fiscal Years.
Quantities.				Values.				
Great Britain.	United States.	Other Countries.	Totals.	Great Britain.	United States.	Other Countries.	Totals.	
Bush.	Bush.	Bush.	Bush.	\$	\$	\$	\$	
Not separately stated prior to 1889.								1868
								1869
								1870
								1871
								1872
								1873
								1874
								1875
								1876
								1877
								1878
								1879
								1880
								1881
								1882
								1883
								1884
								1885
								1886
								1887
								1888
				123,249	23,252	12,846	164,347	1889
				140,884	30,066	5,262	176,212	1890
				223,093	55,419	39,691	318,203	1891
				393,898	24,374	37,243	455,515	1892
				136,151	78,116	7,650	221,917	1893
63,959	7,237	7,057	78,253	454,181	29,405	47,229	530,815	1894
113,430	35,202	16,038	164,670	625,996	115,463	81,600	823,059	1895
62,869	24,632	10,517	98,018	289,996	74,973	46,885	411,854	1896
60,569	14,796	9,603	84,968	294,969	32,484	32,190	359,643	1897
65,058	32,757	13,303	111,118	303,613	44,981	56,999	465,623	1898
91,318	40,268	65,242	196,828	409,686	50,529	261,915	722,130	1899
29,420	50,528	22,930	102,878	188,829	57,199	71,240	317,268	1900
54,490	62,022	18,082	134,594	371,980	119,243	99,340	590,563	1901
93,428	152,575	54,587	300,590	623,057	350,547	316,267	1,289,871	1902
58,239	57,111	63,470	178,820	397,150	124,303	393,470	914,923	1903
83,436	165,183	83,718	332,337	552,354	386,561	476,049	1,414,964	1904
36,286	97,841	44,163	178,290	215,884	228,858	142,684	587,426	1905
45,742	151,828	57,740	255,310	315,477	774,409	362,784	1,452,670	1906
23,115	103,139	15,091	141,345	153,938	277,097	74,466	505,501	1907*

7-8 EDWARD VII., A. 1908

No. 18 (E).—EXPORTS of Canada—

Fiscal Years.	SEEDS—ALL OTHER (INCLUDING FLAX) N.E.S.				TOTAL SEEDS.			
	Values.				Values.			
	Great Britain.	United States.	Other Countries.	Totals.	Great Britain.	United States.	Other Countries.	Totals.
	\$	\$	\$	\$	\$	\$	\$	\$
1868					66,434	95,762	551	162,747
1869					17,131	61,674	839	79,644
1870					569	138,684	170	139,423
1871					153,682	337,528	818	492,028
1872					23,227	69,434	1,241	93,902
1873					687	7,554	723	8,964
1874					185	11,669	452	12,306
1875					7,605	44,370	287	52,262
1876					43,594	275,996	78	319,668
1877					132,321	152,861	502	285,684
1878					151,475	37,690	14,554	203,719
1879					133,217	57,310	352	190,879
1880	Not separately stated prior to 1889.				425,778	149,341	15,946	591,065
1881					156,631	45,489	2,356	204,476
1882					741,205	139,951	32,059	913,215
1883					177,307	29,164	581	207,052
1884					64,994	8,653	7,357	81,004
1885					67,861	46,187	2,219	116,267
1886					126,156	6,870	7,007	140,033
1887					87,719	3,756	5,915	97,390
1888					104,769	56,537	1,681	162,987
1889	1,592	9,881	69	11,542	124,841	38,133	12,915	175,889
1890	1,240	4,723	25	5,988	142,124	34,789	5,287	182,200
1891	972	2,346	13	3,331	224,065	57,765	39,704	321,534
1892	112	1,251	1,259	2,622	394,010	25,625	38,502	458,137
1893	4	5,379	243	5,626	136,155	83,495	7,893	227,54
1894	548	6,004	55	6,607	454,729	35,409	47,284	537,422
1895	47,913	45,240	4,422	97,575	673,909	160,703	86,022	920,634
1896	48,559	10,135	1,176	59,870	338,555	85,108	48,061	471,724
1897	76,188	3,668	66	79,922	371,157	36,152	32,256	439,565
1898	11,430	10,154	14	21,598	315,073	55,135	57,013	427,221
1899	13,688	3,162	2,037	18,887	423,374	53,691	263,952	741,017
1900	894	4,367	123	5,384	189,723	61,566	71,363	322,652
1901	3,943	8,930	1,648	14,521	375,923	128,173	100,988	605,084
1902	956	18,442	53	19,451	624,013	368,989	316,320	1,309,322
1903	46	4,137	66	4,249	397,196	128,440	393,536	919,172
1904	1,386	11,175	246	12,807	553,740	397,736	476,295	1,427,771
1905	1,900	7,976	1,852	11,728	217,784	236,834	144,536	599,154
1906	8,915	16,207	677	25,799	324,392	790,616	363,461	1,478,469
1907*	164,353	23,807	4,091	192,251	318,291	300,904	78,557	697,752

\*9 months.

## SESSIONAL PAPER No. 10

## Agricultural Products—Continued.

VEGETABLES—POTATOES.								Fiscal Years.
Quantities.				Values.				
Great Britain.	United States.	Other Countries.	Totals.	Great Britain.	United States.	Other Countries.	Totals.	
Bush.	Bush.	Bush.	Bush.	\$	\$	\$	\$	
Not separately stated prior to 1876.								1868
								1869
								1870
								1871
								1872
								1873
								1874
								1875
630	14,136	216,685	231,451	315	6,067	78,944	85,326	1876
450	2,890,596	222,774	3,113,820	180	1,297,567	97,037	1,394,784	1877
319,985	462,585	279,659	1,062,229	104,411	145,823	110,900	361,134	1878
222	2,407,694	246,506	2,654,422	107	1,128,350	132,932	1,261,389	1879
444,026	579,523	399,866	1,423,415	147,871	160,693	151,104	459,668	1880
27,331	1,902,709	365,267	2,295,307	11,923	676,507	141,788	820,218	1881
150	3,578,253	221,759	3,800,162	117	2,131,125	137,527	2,268,769	1882
103	2,181,631	243,245	2,424,979	62	928,637	120,255	1,048,954	1883
67	387,437	365,931	753,435	62	98,444	133,210	231,716	1884
111	377,885	282,719	660,715	47	108,797	125,968	234,812	1885
627	1,848,462	373,838	2,222,927	192	374,122	118,388	492,702	1886
1,317	1,276,809	290,545	1,568,671	640	323,602	109,964	439,206	1887
1,427	2,486,441	206,862	2,694,730	973	957,570	91,952	1,050,495	1888
444	717,668	257,739	975,851	245	192,576	94,942	287,763	1889
.....	1,053,230	405,567	1,458,797	.....	308,915	186,830	495,745	1890
2,278	3,326,546	339,901	3,668,725	1,400	1,478,092	214,179	1,693,671	1891
5,648	135,324	445,224	586,196	1,810	41,886	251,725	295,421	1892
5,876	800,225	306,737	1,112,838	2,645	259,176	160,137	421,958	1893
3	635,959	461,614	1,097,576	2	193,917	204,073	397,992	1894
628	773,707	604,707	1,379,042	556	238,977	287,846	527,379	1895
787	77,072	518,776	596,635	454	15,309	211,843	227,606	1896
6	80,180	690,153	770,339	2	19,611	226,494	246,107	1897
.....	964,613	485,465	1,450,078	.....	327,223	306,704	633,927	1898
485	134,363	516,387	651,235	375	47,629	267,473	315,477	1899
954	44,084	635,482	680,520	392	17,415	312,424	330,231	1900
3,514	232,101	651,794	887,409	1,379	68,151	294,857	364,387	1901
.....	808,041	522,411	1,330,452	.....	327,046	361,235	688,281	1902
.....	138,855	522,112	660,967	.....	56,969	329,779	386,748	1903
4,969	1,451,070	650,481	2,106,520	1,689	742,537	427,911	1,172,137	1904
21	34,870	678,673	713,564	12	18,301	373,739	392,052	1905
9	473,239	785,921	1,259,169	5	128,363	527,536	655,904	1906
.....	8,941	516,342	525,283	.....	4,250	372,910	377,160	1907*



7-8 EDWARD VII., A. 1908

No. 18 (E).—EXPORTS of Canada—

Fiscal Years.	VEGETABLES—ALL OTHER, N.F.S.				TOTAL VEGETABLES.			
	Values.				Values.			
	Great Britain.	United States.	Other Countries.	Totals.	Great Britain.	United States.	Other Countries.	Totals.
	\$	\$	\$	\$	\$	\$	\$	\$
1868					12	107,779	10,169	117,960
1869					4,252	50,365	22,279	76,896
1870					60	21,571	34,687	56,323
1871	Not separately stated prior to 1876.				149	160,482	44,887	205,518
1872					42	28,035	45,424	73,501
1873					2,010	96,831	54,994	153,835
1874					9,434	214,622	108,022	332,078
1875					390	71,545	75,978	147,913
1876	343	8,719	12,643	21,705	658	14,786	91,587	107,031
1877	5	53,892	11,875	65,772	185	1,351,459	108,912	1,460,556
1878	42	17,144	8,830	26,016	104,453	162,967	119,730	387,150
1879	702	15,187	9,134	25,023	809	1,143,537	142,066	1,286,412
1880	572	32,015	7,813	40,400	148,443	192,708	158,917	500,068
1881	53	53,755	13,937	67,745	11,976	730,262	155,725	897,963
1882	83	180,259	15,093	195,435	200	2,311,384	152,620	2,464,204
1883	335	82,151	9,401	91,887	397	1,010,788	129,656	1,140,841
1884	334	79,940	12,006	92,280	396	178,384	145,216	323,996
1885	200	61,624	13,238	75,062	247	170,421	139,206	309,874
1886	254	49,828	13,924	64,006	446	423,950	132,312	556,703
1887	773	75,517	7,349	83,639	1,413	404,119	117,313	522,845
1888	259	93,102	5,390	98,751	1,232	1,050,672	97,342	1,149,246
1889	542	63,613	5,811	69,966	787	256,189	100,753	357,729
1890	1,383	96,079	6,837	104,299	1,383	404,994	193,667	600,044
1891	1,487	92,933	8,334	102,754	2,887	1,571,025	222,513	1,796,425
1892	260	70,064	10,595	80,919	2,070	111,950	262,320	376,340
1893	27,107	106,872	10,684	144,663	29,752	366,048	170,821	566,621
1894	3,145	107,233	17,453	127,831	3,147	301,150	221,526	525,823
1895	12,454	104,272	15,585	132,311	13,010	343,249	303,431	659,690
1896	2,142	96,056	9,178	107,376	2,596	111,365	221,021	334,982
1897	8,908	111,143	10,668	130,719	8,910	130,754	237,162	376,826
1898	5,147	88,162	11,308	104,617	5,147	415,385	318,012	733,544
1899	17,163	120,296	13,405	150,864	17,538	167,925	280,878	466,341
1900	27,570	132,015	14,177	173,762	27,962	149,430	326,601	503,993
1901	52,317	123,250	18,269	193,836	53,696	191,401	313,126	558,223
1902	24,854	258,592	24,183	307,629	24,854	585,638	385,418	995,910
1903	7,375	122,269	42,269	171,913	7,375	179,238	372,048	558,661
1904	30,417	179,966	28,039	238,422	32,106	922,503	455,950	1,410,559
1905	18,474	193,362	12,579	224,415	18,486	211,663	386,318	616,467
1906	9,895	203,812	35,545	249,252	9,900	332,175	563,081	905,156
1907*	5,693	185,033	12,685	203,411	5,693	189,283	385,595	580,571

\*9 months.

## SESSIONAL PAPER No. 10

Agricultural Products—*Concluded*

ALL OTHER ARTICLES, N.E.S.				TOTALS.				Fiscal Years.
Values.				Values.				
Great Britain.	United States.	Other Countries.	Totals.	Great Britain.	United States.	Other Countries.	Totals.	
\$	\$	\$	\$	\$	\$	\$	\$	
7,956	86,698	829	95,483	4,056,340	8,136,017	678,698	12,871,055	1868
43,147	55,226	746	99,119	3,620,584	7,912,017	650,101	12,182,702	1869
78,229	71,012	292	149,533	5,377,970	7,600,330	698,319	13,676,619	1870
3,173	23,831	1,873	28,877	3,222,931	6,022,432	608,561	9,853,924	1871
2,416	148,510	1,193	152,119	4,440,441	8,014,160	924,290	13,378,891	1872
16,620	129,982	2,795	149,397	7,455,272	6,446,374	1,093,694	14,995,340	1873
5,801	68,967	1,701	76,469	9,804,375	8,743,669	1,042,098	19,590,142	1874
10,255	100,675	2,620	113,550	8,432,963	8,012,813	812,582	17,258,358	1875
6,124	101,134	378	107,636	8,394,103	11,744,615	1,000,947	21,139,665	1876
17,906	122,758	729	141,393	5,752,550	8,038,250	898,576	14,689,376	1877
22,770	55,352	2,122	80,244	10,087,329	6,977,038	944,387	18,008,754	1878
7,429	47,349	5,913	60,691	10,048,632	8,591,143	988,689	19,628,464	1879
41,409	63,579	5,033	110,021	12,641,961	8,086,795	1,565,572	22,294,328	1880
5,436	90,677	3,675	99,788	9,490,890	10,631,374	1,146,063	21,268,327	1881
30,333	179,187	1,147	210,667	11,244,152	18,189,118	1,602,442	31,035,712	1882
83,848	132,613	210	216,671	9,474,740	11,989,280	1,354,499	22,818,519	1883
17,571	137,808	11,130	166,509	3,990,127	7,503,111	904,605	12,397,843	1884
19,605	100,083	1,722	121,410	5,502,763	8,392,341	623,189	14,518,293	1885
82,221	247,679	6,132	336,032	7,729,264	8,752,994	1,170,521	17,652,779	1886
4,829	285,771	697	291,297	9,438,408	7,966,248	1,421,579	18,826,235	1887
2,692	155,639	1,036	159,417	4,292,640	10,306,278	837,442	15,436,360	1888
16,075	129,234	267	145,576	3,674,055	9,125,707	614,349	13,414,111	1889
4,699	84,355	271	89,325	3,661,826	7,519,253	726,951	11,908,030	1890
18,757	88,489	492	107,738	5,254,028	7,291,246	1,121,584	13,666,858	1891
11,072	88,994	3,971	104,037	15,119,780	4,573,779	2,419,725	22,113,284	1892
47,372	130,014	2,463	179,849	15,443,211	4,132,105	2,474,174	22,049,490	1893
43,126	81,061	4,466	128,653	12,431,275	2,784,520	2,461,854	17,677,649	1894
17,555	107,613	6,871	132,039	10,414,380	3,710,022	1,594,726	15,719,128	1895
18,796	125,956	2,625	147,377	9,551,316	3,232,793	1,299,252	14,083,361	1896
15,031	98,821	2,501	116,353	13,507,342	2,419,814	2,055,490	17,982,646	1897
83,515	85,845	11,825	181,185	27,747,140	1,133,293	4,182,852	33,063,285	1898
59,986	125,833	10,239	196,058	18,447,543	1,149,686	3,355,686	22,952,915	1899
17,319	244,276	13,854	275,449	21,674,965	2,041,110	3,800,534	27,516,609	1900
48,142	217,627	14,183	279,952	17,337,633	2,907,969	4,535,884	24,781,486	1901
23,521	155,835	22,405	201,761	27,973,503	2,555,216	6,623,969	37,152,688	1902
433,949	297,931	211,319	943,199	34,206,693	3,882,282	6,535,346	44,624,321	1903
1,221,497	409,272	542,590	2,173,359	27,266,656	3,863,021	6,009,198	37,138,875	1904
984,887	239,462	347,044	1,571,393	18,884,067	5,034,640	6,075,443	29,994,150	1905
926,450	233,191	336,883	1,496,524	42,305,048	5,779,964	5,977,325	54,062,337	1906
922,802	217,778	250,522	1,391,102	29,940,454	2,147,081	3,769,081	35,856,616	*1907

7-8 EDWARD VII., A. 1908

No. 18 (F).—EXPORTS of Canada—

Fiscal Years.	AGRICULTURAL IMPLEMENTS.				BOOKS, PAMPHLETS, MAPS, &C.			
	Values.				Values.			
	Great Britain.	United States.	Other Countries.	Totals.	Great Britain.	United States.	Other Countries.	Totals.
	\$		\$	\$	\$	\$	\$	\$
1868					746	12,923	124	13,793
1869					1,410	16,814	80	18,304
1870					5,763	46,030		51,793
1871					6,554	24,126	1,393	32,073
1872					12,119	53,686	2,935	68,740
1873					11,028	32,629	1,175	44,832
1874					2,499	34,529	254	37,282
1875					4,632	40,935	67	45,634
1876					7,098	13,431		20,529
1877					4,018	16,019	50	20,087
1878	46,032	6,394	33,575	86,001	8,605	14,152	556	23,313
1879	38,214	14,575	27,122	79,911	3,646	15,781	92	19,519
1880	49,184	7,852	2,092	59,128	7,696	22,865	400	30,961
1881	15,463	8,019	7,787	31,269	10,082	20,798	441	31,321
1882	13,329	10,116	22,697	46,142	7,270	15,035	918	23,223
1883	7,390	7,697	1,679	16,766	14,127	16,099	15,325	45,551
1884	9,352	6,389	1,511	17,252	30,271	16,222	58,993	105,486
1885	2,390	9,451	10,799	22,640	42,505	23,285	89,721	155,511
1886	3,056	5,434	8,168	16,658	24,243	16,001	46,433	86,677
1887	24,910	6,950	16,200	48,060	45,928	19,103	53,853	118,884
1888	59,099	8,018	88,102	155,219	9,003	23,936	38,847	71,786
1889	45,379	9,730	266,232	321,341	16,559	20,681	12,274	49,514
1890	71,435	3,089	292,674	367,198	13,952	29,504	12,164	55,620
1891	100,031	10,196	142,393	252,620	19,458	35,558	13,000	68,016
1892	214,091	4,443	184,244	402,778	24,573	41,943	11,135	77,651
1893	208,539	16,377	237,337	462,253	13,713	45,501	12,222	71,436
1894	157,601	6,575	301,506	465,682	15,153	33,822	10,117	59,092
1895	298,879	7,808	357,031	663,718	10,201	39,772	11,356	61,329
1896	257,233	4,034	332,197	593,464	12,934	41,995	7,994	62,923
1897	268,218	2,137	491,487	761,842	23,603	49,761	10,973	84,337
1898	462,498	4,209	976,433	1,443,140	28,131	59,390	13,446	100,967
1899	602,875	9,590	1,251,003	1,863,468	23,452	49,659	22,425	95,536
1900	474,532	9,590	1,208,033	1,692,155	37,733	52,400	51,083	141,216
1901	375,594	35,085	1,332,267	1,742,946	44,970	62,968	18,785	126,723
1902	378,229	18,159	1,418,342	1,814,730	25,614	85,823	22,721	134,158
1903	448,668	29,468	1,806,768	2,284,904	44,988	80,522	28,019	153,529
1904	479,667	26,837	2,050,330	2,556,834	54,921	86,783	41,120	182,824
1905	334,523	20,181	1,958,916	2,313,626	53,017	94,375	38,384	185
1906	236,955	67,024	2,193,622	2,497,601	96,534	101,045	59,424	257,003
*1907	300,350	13,762	2,175,218	2,489,330	50,213	86,672	31,167	168,052

\*9 months.

## SESSIONAL PAPER No. 10

## Manufactures.

CARRIAGES, WAGONS, CARTS, &C.—BICYCLES.								Fiscal Years.
Quantities.				Values.				
Great Britain.	United States.	Other Countries.	Totals.	Great Britain.	United States.	Other Countries.	Totals.	
No.	No.	No.	No.	\$	\$	\$	\$	
								1868
								1869
								1870
								1871
								1872
								1873
								1874
								1875
								1876
								1877
								1878
								1879
								1880
								1881
								1882
								1883
								1884
								1885
Included with 'Carriages, wagons, &c, all other,' n.e.s., for 1896.								1886
								1887
								1888
								1889
								1890
								1891
								1892
								1893
								1894
								1895
								1896
481	159	5,491	6,131	23,188	9,573	266,903	299,664	1897
616	307	7,694	8,617	28,901	10,760	333,722	373,383	1898
265	144	5,710	6,119	10,787	5,332	225,634	241,753	1899
57	133	5,097	5,287	2,843	3,841	170,059	176,743	1900
1,724	218	8,543	10,485	54,315	6,172	286,735	347,222	1901
1,202	138	8,444	9,784	38,415	2,777	271,643	312,835	1902
133	94	3,979	4,206	3,901	1,857	122,808	128,566	1903
20	97	7,327	7,444	889	1,904	204,053	206,846	1904
21	59	2,244	2,324	895	1,118	56,233	58,246	1905
16	60	2,342	2,418	598	1,257	60,545	62,400	1906
13	27	3,582	3,622	735	721	85,150	86,606	*1907

7-8 EDWARD VII., A. 1908

No 18 (F).—EXPORTS of Canada—

Fiscal Years.	CARRIAGES, WAGONS, &C.—ALL OTHER, N.E.S.				CLOTHING.			
	Values.				Values.			
	Great Britain.	United States.	Other Countries.	Totals.	Great Britain.	United States.	Other Countries.	Totals.
	\$	\$	\$	\$	\$	\$	\$	\$
1868	1,525	19,797	630	21,952	Not separately stated prior to 1877.			
1869	2,760	22,142	255	25,157				
1870	1,180	22,857	804	24,841				
1871	1,525	23,326	726	25,577				
1872	300	26,412	200	26,912				
1873	945	23,753	564	25,262				
1874	1,500	18,160	390	20,050				
1875	700	13,277	226	14,203				
1876	2,434	14,866	645	17,945				
1877	2,473	9,776	2,183	14,432	12,556	6,884	3,076	22,516
1878	5,315	18,720	34,374	58,409	7,439	13,070	2,245	24,754
1879	2,919	23,906	17,159	43,984	2,399	15,235	5,419	23,053
1880	4,646	31,990	3,844	40,480	2,136	5,878	728	8,742
1881	3,628	31,013	11,801	46,442	2,363	7,234	355	9,952
1882	4,217	18,230	9,609	32,056	1,120	5,313	413	6,846
1883	1,993	10,030	9,691	21,714	2,711	6,467	879	10,057
1884	2,447	12,718	6,591	21,756	1,932	6,053	7,536	15,521
1885	3,160	10,666	3,939	17,765	3,066	9,016	2,973	15,055
1886	3,923	12,130	6,316	22,369	4,096	7,933	955	12,984
1887	976	14,477	3,087	18,540	4,825	13,048	1,187	19,060
1888	2,747	10,528	4,415	17,690	5,167	41,566	3,607	50,340
1889	1,781	22,058	3,413	27,252	3,967	49,563	2,207	55,737
1890	1,630	12,573	3,254	17,457	5,315	39,704	2,751	47,770
1891	4,526	17,451	4,128	26,105	10,784	26,613	27,043	64,440
1892	7,187	15,642	18,614	41,443	2,491	20,148	17,127	39,766
1893	16,265	17,893	12,342	46,500	3,568	31,251	16,300	51,119
1894	8,570	14,391	56,586	79,547	5,453	17,800	10,167	33,420
1895	15,853	15,783	22,517	54,153	5,416	24,279	7,792	37,487
1896	25,853	19,099	52,289	97,241	6,604	28,353	19,712	54,669
1897	19,421	11,465	40,500	71,386	4,749	18,147	18,921	41,817
1898	28,224	9,763	36,289	74,276	4,266	16,987	13,338	34,591
1899	12,838	12,231	40,628	65,697	5,468	19,643	14,589	39,700
1900	12,476	13,798	33,967	60,241	28,283	29,193	113,608	171,084
1901	15,335	12,883	82,657	110,875	282,512	31,986	327,498	641,996
1902	24,291	39,383	104,230	167,904	13,573	46,673	37,667	97,913
1903	19,205	17,234	86,635	123,074	20,761	47,775	43,748	112,284
1904	7,875	19,957	142,864	170,696	26,161	44,575	72,419	143,155
1905	41,467	50,468	96,615	188,550	27,199	43,872	88,688	159,759
1906	20,092	57,374	148,309	225,775	16,123	28,700	47,943	92,766
*1907	17,431	53,685	125,097	196,213	11,077	31,893	43,407	86,377

\*9 months.



## SESSIONAL PAPER No. 10

## Manufactures—Continued.

CORDAGE, ROPE AND TWINE.				COTTONS.				Fiscal Years.
Values.				Values.				
Great Britain.	United States.	Other Countries.	Totals.	Great Britain	United States.	Other Countries.	Totals.	
\$	\$	\$	\$	\$	\$	\$	\$	
Not separately stated prior to 1877.				.....	2,650	350	3,000	1868
				560	15,372	250	16,182	1869
				1,153	10,141	1,611	12,905	1870
				2,036	630	1,038	3,704	1871
				.....	2,512	3,396	5,908	1872
				.....	5,949	3,427	9,376	1873
				1,301	3,736	.....	5,037	1874
				.....	2,209	36	2,245	1875
				597	6,383	.....	6,980	1876
100	394	17,695	18,189	599	4,580	500	5,679	1877
.....	3,841	17,235	21,076	158	196	2,017	2,371	1878
.....	6,529	16,750	23,279	370	729	319	1,418	1879
429	2,557	11,098	14,084	2,045	1,494	631	4,170	1880
723	2,115	9,193	12,031	276	343	921	1,540	1881
112	413	10,981	11,506	.....	350	1,022	1,372	1882
340	2,665	8,350	11,355	.....	10,096	1,469	11,565	1883
4,676	4,355	5,562	14,593	4,820	2,755	3,356	10,931	1884
5,225	16,032	23,022	44,279	33,123	2,080	1,988	37,191	1885
449	2,238	22,076	24,763	6,373	7,860	6,399	20,632	1886
967	14,826	10,617	26,410	670	6,742	2,734	10,146	1887
2,563	20,416	22,573	45,552	10,586	57,459	7,128	75,173	1888
820	5,672	26,991	33,413	6,926	127,806	14,001	148,733	1889
315	1,988	19,674	21,977	4,446	101,455	2,921	108,822	1890
2,967	1,366	30,662	34,995	5,995	79,574	74,385	159,954	1891
2,200	1,566	16,324	20,090	3,667	63,027	256,017	322,711	1892
295	2,579	15,612	18,486	2,025	105,123	264,329	371,477	1893
30	522	13,143	13,695	3,831	66,964	478,963	549,758	1894
786	21,993	22,370	45,149	7,938	150,722	387,508	546,168	1895
751	86,899	37,297	124,947	22,309	141,840	602,663	766,812	1896
7,996	85,861	15,816	109,673	60,149	127,542	727,636	915,327	1897
90,217	10,633	45,637	146,487	33,008	91,095	393,532	517,635	1898
94,871	27,053	12,598	134,522	35,760	65,544	312,267	413,571	1899
137,394	26,109	13,213	176,716	51,810	94,210	268,239	414,259	1900
119,625	9,186	28,276	157,087	54,333	118,560	331,607	504,500	1901
29,010	155,823	65,564	250,397	81,348	59,819	762,428	903,595	1902
20,235	88,273	43,718	152,226	81,855	42,818	477,930	602,604	1903
35,132	447,071	34,869	517,072	67,459	24,407	477,415	569,281	1904
18,707	286,848	38,469	344,024	49,146	39,655	1,014,988	1,103,789	1905
52,047	363,705	74,712	490,464	39,645	43,903	1,194,776	1,278,324	1906
10,397	100,193	61,755	172,345	22,322	34,463	336,516	393,301	*1907

7-8 EDWARD VII., A. 1908

No. 18 (F).—EXPORTS of Canada—

Fiscal Years.	COTTON WASTE.							
	Quantities.				Values.			
	Great Britain.	United States.	Other Countries.	Totals.	Great Britain.	United States.	Other Countries.	Totals.
	Lbs.	Lbs.	Lbs.	Lbs.	\$	\$	\$	\$
1868	}	}	}	}	}	}	}	}
1869								
1870								
1871								
1872								
1873								
1874								
1875								
1876								
1877								
1878								
1879								
1880								
1881								
1882								
1883								
1884								
1885								
1886	Not separately stated prior to 1888.							
1887								
1888	.....	1,009,188	.....	1,009,188	.....	30,121	.....	30,121
1889	.....	1,744,760	.....	1,744,760	.....	54,547	.....	54,547
1890	.....	1,263,323	53,573	1,316,896	.....	45,318	1,637	46,955
1891	100	1,680,790	.....	1,680,890	15	48,024	.....	48,039
1892	.....	2,274,850	.....	2,274,850	.....	67,762	.....	67,762
1893	.....	1,714,234	.....	1,714,234	.....	52,594	.....	52,594
1894	64,262	1,375,086	.....	1,439,348	3,612	39,711	.....	43,323
1895	30,505	2,007,000	4,717	2,042,222	1,217	42,758	292	44,267
1896	14,300	2,050,817	6,150	2,071,267	443	42,128	430	43,001
1897	101,725	1,544,777	1,120	1,647,622	1,754	32,696	84	34,534
1898	.....	2,208,150	.....	2,208,150	.....	46,776	.....	46,776
1899	12,464	2,018,224	106,456	2,137,144	209	37,147	1,906	39,262
1900	9,488	2,804,858	338,927	3,153,273	43	50,572	6,565	57,180
1901	60,789	2,212,959	871,253	3,145,001	844	45,228	24,553	70,625
1902	34,858	2,202,054	472,810	2,709,722	540	44,824	10,004	55,368
1903	.....	2,678,906	92,504	2,771,410	.....	59,375	2,204	61,579
1904	15,222	2,373,931	10,811	2,399,964	251	80,813	600	81,664
1905	37,753	1,668,005	5,150	1,710,905	2,772	66,321	313	69,406
1906	4,800	936,914	203,752	1,145,466	384	48,584	4,420	53,388
*1907	.....	561,302	481,226	1,042,528	.....	21,339	14,699	36,038

\* 9 months.

## SESSIONAL PAPER No. 10

## Manufactures—Continued.

DRUGS, CHEMICALS, DYES, ETC.—EXTRACT OF HEMLOCK BARK.								Fiscal Years.
Quantities.				Values.				
Great Britain.	United States.	Other Countries.	Totals.	Great Britain.	United States.	Other Countries.	Totals.	
Brls.	Brls.	Brls.	Brls.	\$	\$	\$	\$	
.....	.....	.....	20,910	123,783	81,768	49	205,600	1868
.....	.....	.....	18,751	32,186	154,144	420	186,750	1869
.....	.....	.....	.....	27,618	126,841	477	154,936	1870
.....	.....	.....	.....	33,793	49,224	310	83,327	1871
.....	.....	.....	.....	64,467	53,256	100	117,823	1872
.....	.....	.....	13,629	77,534	28,170	560	106,264	1873
4,512	5,224	40	9,776	46,395	48,822	500	95,717	1874
15,123	5,288	2,221	22,632	155,670	52,389	22,170	230,229	1875
25,478	3,247	.....	28,725	343,020	36,238	.....	379,258	1876
9,115	6,708	.....	15,823	117,631	44,006	.....	161,637	1877
10,254	6,789	2,399	19,442	117,917	41,149	28,774	187,840	1878
3,734	6,164	704	10,602	56,469	40,389	5,039	101,897	1879
8,480	10,136	25	18,641	104,318	67,099	391	171,808	1880
5,498	16,505	31	22,034	76,238	113,285	545	190,068	1881
10,373	18,602	400	29,375	116,391	114,147	4,370	234,908	1882
10,344	28,995	984	40,323	119,820	170,620	14,978	305,418	1883
17,733	5,659	4,554	27,946	264,673	37,612	58,871	361,156	1884
9,419	2,977	3,370	15,766	137,279	24,118	41,814	203,211	1885
9,751	2,742	1,406	13,899	128,785	20,267	17,965	167,017	1886
7,247	5	2,247	9,499	102,177	58	33,842	136,077	1887
8,397	25	1,459	9,881	130,957	317	27,129	158,403	1888
9,484	.....	205	9,689	156,312	.....	2,727	159,039	1889
11,047	.....	180	11,227	153,437	.....	3,385	161,822	1890
10,302	.....	677	10,979	175,335	.....	11,841	187,176	1891
9,838	54	281	10,173	150,714	766	6,273	157,753	1892
6,233	.....	165	6,398	105,596	.....	2,489	108,085	1893
8,967	... ..	287	9,254	122,950	.....	4,742	127,692	1894
7,710	5	81	7,796	114,734	43	1,117	115,894	1895
9,926	95	237	10,258	171,127	892	2,800	174,819	1896
5,620	264	241	6,125	91,360	3,015	3,108	97,483	1897
5,494	.....	368	5,862	80,198	.....	4,091	84,289	1898
6,522	.....	.....	6,522	77,607	.....	.....	77,607	1899
5,355	.....	1	5,356	64,389	.....	16	64,405	1900
4,125	345	325	4,795	52,190	2,757	2,374	57,321	1901
5,514	176	369	6,059	66,814	1,408	4,018	72,240	1902
4,398	20	397	4,815	53,376	293	4,690	58,359	1903
5,356	... ..	425	5,781	64,380	.....	5,280	69,660	1904
4,565	110	121	4,796	55,060	1,320	1,481	57,861	1905
3,774	610	606	4,990	52,513	5,950	7,046	65,509	1906
3,484	.....	224	3,708	43,794	.....	2,810	46,604	*1907

7-8 EDWARD VII., A. 1908

No. 18 (F) — EXPORTS of Canada—

Fiscal Years.	DRUGS, CHEMICALS, &C.—ALL OTHER, N.E.S.				EXPLOSIVES.			
	Values.				Values.			
	Great Britain.	United States.	Other Countries.	Totals.	Great Britain.	United States.	Other Countries.	Totals.
	\$	\$	\$	\$	\$	\$	\$	\$
1868	Not separately stated prior to 1877.				Not separately stated prior to 1890			
1869								
1870								
1871								
1872								
1873								
1874								
1875								
1876								
1877	5,636	1,808	3,722	11,166				
1878	54	2,875	3,062	5,991				
1879	1,600	6,549	142	8,291				
1880	77	21	98					
1881	30	49	79					
1882	570	86	150	806				
1883								
1884								
1885								
1886								
1887								
1888								
1889								
1890	19,135	24,075	24,767	67,977		19,219		19,219
1891	8,047	29,890	34,939	72,876		61,039	5,114	66,153
1892	12,821	35,229	26,814	74,864	11,648	42,820	7,295	61,763
1893	3,766	40,784	43,391	87,941		36,921	19,843	56,764
1894	9,695	21,037	41,869	72,601		19,978	9,072	29,050
1895	3,364	65,400	38,782	107,546		88,319	9,764	98,083
1896	10,472	48,452	31,381	90,305		79,645	13,118	92,763
1897	4,005	36,020	59,869	99,894		68,132	8,446	76,578
1898	6,411	41,400	73,059	120,870	70	66,960	7,275	74,305
1899	36,776	40,878	92,667	170,321	7,297	93,811	13,957	115,065
1900	114,922	43,657	93,382	251,961	509	134,185	21,070	155,764
1901	121,433	157,608	92,972	372,013	27,128	162,990	50,417	240,535
1902	117,590	300,164	131,143	548,897	12,153	206,388	29,893	248,434
1903	120,995	304,977	205,303	631,275	14,814	360,858	37,262	412,934
1904	84,559	343,120	268,186	695,865	26,407	259,991	43,277	329,675
1905	201,671	418,938	220,421	841,030	7,905	212,093	71,312	291,310
1906	323,309	523,194	330,375	1,176,878	8,447	238,244	66,885	313,576
*1907	238,022	403,659	253,523	895,204	10,452	180,902	32,025	223,379

## SESSIONAL PAPER No. 10

## Manufactures—Continued.

FURS.				HOUSEHOLD EFFECTS.				Fiscal Years.
Values.				Values.				
Great Britain.	United States.	Other Countries.	Totals.	Great Britain.	United States.	Other Countries.	Totals.	
\$	\$	\$	\$	\$	\$	\$	\$	
315	466	1,558	2,339					1868
105	113	3,341	3,559					1869
804	8,783	168	9,755					1870
357	1,405	3,439	5,201					1871
2,084	6,139	12,010	20,233					1872
810	2,608	3,216	6,634					1873
2,123	987	.....	3,110					1874
.....	2,345	113	2,458					1875
1,797	2,049	.....	3,846					1876
.....	4,933	.....	4,933					1877
1,370	1,557	3,270	6,197					1878
2,357	4,072	4,214	10,643	Included with 'Miscellaneous Articles' prior to 1890.				1879
1,765	1,785	1,119	4,669					1880
975	2,223	25	3,223					1881
.....	600	2,146	2,746					1882
116	2,150	1,210	3,476					1883
1,434	3,935	.....	5,369					1884
1,857	3,689	3,897	9,443					1885
511	3,109	191	3,811					1886
10,227	4,665	100	14,992					1887
407,580	2,899	835	411,314					1888
3,103	3,758	1,535	8,396					1889
3,787	4,125	3,300	11,212	50,807	761,850	5,344	818,001	1890
3,110	7,935	.....	11,045	5,784	977,190	4,879	1,032,853	1891
491	14,209	2,624	17,324	45,349	1,110,854	9,856	1,166,059	1892
603	6,664	1,500	8,767	22,296	1,246,085	14,883	1,283,264	1893
1,464	6,359	363	8,186	54,407	894,749	14,844	964,000	1894
1,313	9,887	4,416	15,616	39,942	938,914	12,879	991,735	1895
530	6,665	150	7,345	53,314	1,163,605	20,374	1,237,293	1896
7,524	4,979	57	12,560	60,063	874,220	11,572	945,855	1897
4,236	8,009	698	12,943	82,299	812,468	13,222	907,989	1898
2,145	9,978	149	12,272	71,340	910,409	11,064	992,811	1899
524	1,769	415	2,708	54,975	1,026,276	14,285	1,095,536	1900
3,633	7,873	1,628	13,134	63,828	1,090,424	12,281	1,166,533	1901
7,978	6,423	1,821	16,222	66,541	1,450,533	1,112	1,538,186	1902
4,169	10,994	2,026	17,189	42,202	1,238,329	46,244	1,326,775	1903
6,952	13,453	4,143	24,548	118,995	1,115,472	24,824	1,259,291	1904
4,088	12,328	1,889	18,305	80,119	1,217,755	31,156	1,329,030	1905
12,876	9,374	1,947	24,197	97,377	1,506,879	42,554	1,646,810	1906
6,827	12,346	2,178	21,351	65,776	1,114,345	25,464	1,205,585	1907*



7-8 EDWARD VII., A. 1908

No. 18 (F).—EXPORTS of Canada—

Fiscal Years.	IRON AND STEEL—CASTINGS.				IRON AND STEEL—HARDWARE.			
	Values.				Values.			
	Great Britain.	United States.	Other Countries.	Totals.	Great Britain.	United States.	Other Countries.	Totals.
	\$	\$	\$	\$	\$	\$	\$	\$
1868	Not separately stated prior to 1877.				Not separately stated prior to 1888.			
1869								
1870								
1871								
1872								
1873								
1874								
1875								
1876								
1877	111	4,763	2,663	7,537				
1878	750	6,481	4,893	12,124				
1879	343	9,909	3,303	13,555				
1880	2,984	14,897	2,796	20,677				
1881	388	13,741	258	14,387				
1882	489	6,772	634	7,895				
1883	1,251	4,062	1,386	6,699				
1884	3,003	6,690	2,059	11,752				
1885	1,342	5,115	1	6,458				
1886	5,548	5,005	1,323	11,876				
1887	3,442	13,163	965	17,570				
1888	12,977	7,338	417	20,732	37,986	39,894	22,424	100,304
1889	3,603	5,676	445	9,724	35,795	29,741	13,651	79,187
1890	4,090	4,908	640	9,638	35,508	31,212	17,389	84,109
1891	1,761	1,903	743	4,407	23,196	17,080	24,527	64,803
1892	1,196	3,350	2,037	6,583	32,215	16,169	26,569	74,953
1893	2,674	4,273	2,201	9,148	16,432	14,114	52,796	83,342
1894	1,882	2,721	5,892	10,495	6,711	15,993	108,307	131,011
1895	8,536	10,530	6,647	25,713	15,827	24,966	65,041	105,834
1896	46,196	14,390	42,905	103,491	16,022	25,586	24,390	65,998
1897	83,507	2,866	41,586	127,959	15,299	16,270	69,546	101,115
1898	70,982	4,774	40,160	115,916	62,295	21,141	41,202	124,638
1899	54,268	6,662	48,707	109,637	49,412	25,885	48,143	123,440
1900	44,996	12,432	111,725	169,153	106,903	48,574	122,577	278,054
1901	21,570	29,987	49,507	101,064	30,811	22,263	56,786	109,860
1902	16,503	17,793	75,262	109,558	20,408	16,911	41,929	79,248
1903	54,707	51,846	74,663	181,216	20,010	19,691	27,591	67,292
1904	37,175	19,747	25,463	82,385	33,200	14,278	50,810	98,288
1905	29,373	18,411	26,052	73,836	34,701	38,876	79,649	153,226
1906	16,940	23,967	14,597	55,504	37,631	25,036	126,005	188,672
*1907	235	18,943	7,323	26,501	19,737	20,983	78,123	118,843

\* 9 months.

## SESSIONAL PAPER No. 10

## Manufactures—Continued.

IRON AND STEEL—MACHINERY, N.E.S.				IRON AND STEEL—PIG AND SCRAP.				Fiscal Years.
Values.				Values.				
Great Britain.	United States.	Other Countries.	Totals.	Great Britain.	United States.	Other Countries.	Totals.	
\$	\$	\$	\$	\$	\$	\$	\$	
45,449	32,752	14,179	92,380	15,083	155,320	325	170,728	1868
34,112	29,657	2,144	65,913	2,605	149,388	24	152,017	1869
4,105	24,737	4,907	33,749	5,590	288,907		294,497	1870
2,206	28,406	11,259	41,871		380,337		380,337	1871
11,787	79,598	14,163	105,548	2,200	544,424		546,624	1872
14,358	44,385	7,593	66,336	14,410	738,272		752,682	1873
20,275	18,389	105	38,769	11,963	353,852		365,815	1874
8,953	24,190	7,620	40,763	2,450	232,202		234,652	1875
25,039	35,269		60,308		196,928		196,928	1876
26,259	44,222	25,784	96,265	6,300	29,172		35,472	1877
18,131	41,102	18,249	77,482	6,560	41,073	215	47,848	1878
30,347	14,735	9,123	54,205	395	37,908		38,303	1879
18,915	18,481	9,797	47,193		277,157		277,157	1880
6,452	16,042	17,707	40,201	1,475	189,914		191,389	1881
2,056	35,912	39,464	77,432	20	121,473		121,493	1882
12,261	18,111	43,994	74,366		46,799		46,799	1883
12,508	34,529	35,454	82,491	10	26,632		26,642	1884
10,186	24,237	51,740	86,163	1,325	2,472		3,797	1885
14,910	25,187	40,358	80,455		46,117		46,117	1886
24,709	33,628	19,265	77,602	102	63,822		63,924	1887
59,005	30,826	20,620	110,451	2,000	39,749		41,749	1888
36,072	47,323	25,486	108,881	1,104	6,609	38	7,811	1889
12,372	36,191	51,658	100,221		26,172		26,172	1890
18,514	30,418	61,205	110,137		12,263	22	12,285	1891
30,935	27,156	17,374	75,465		3,546	95	3,641	1892
28,561	44,637	60,694	133,892	2,852	991	30	3,873	1893
24,278	12,565	41,652	78,495	2,816	1,868	48	4,732	1894
42,066	29,963	32,023	104,052	2,785	7,486	1,941	12,212	1895
74,493	54,389	69,637	198,519	3,645	46,245	4,459	54,349	1896
81,077	36,266	49,525	166,868	4,409	43,553	22,623	70,585	1897
86,568	52,366	83,057	221,991	22,736	49,893	2,644	75,273	1898
101,543	57,705	133,749	292,997	17,377	62,873	10,255	90,505	1899
111,481	110,904	210,703	422,088	39,602	347,530	24,359	411,491	1900
143,980	113,522	202,248	459,750	55,726	165,964	34,560	256,250	1901
70,333	60,333	249,221	379,887	977,073	273,483	11,729	1,262,285	1902
145,259	110,110	247,377	502,746	33,861	294,499	7,598	335,958	1903
211,365	85,025	204,564	500,954	125,085	96,187	8,552	229,824	1904
107,303	114,013	217,093	438,409	75,752	82,971	13,997	172,720	1905
127,031	172,156	326,135	625,322	13,363	328,671	3,996	346,030	1906
118,295	136,490	193,231	448,016	4,257	140,857	1,688	146,802	1907*

7-8 EDWARD VII., A. 1908

No. 18 (F).—EXPORTS of Canada—

Fiscal Years.	IRON AND STEEL—SEWING MACHINES.							
	Quantities				Values.			
	Great Britain.	United States.	Other Countries.	Totals.	Great Britain.	United States.	Other Countries.	Totals.
	No.	No.	No.	No.	\$	\$	\$	\$
1868					19,500	33,260	141	52,901
1869				4,849	44,521	15,882	590	60,993
1870				6,417	76,196	38,072	1,881	116,149
1871					151,637	7,446	11,210	170,293
1872					151,426	26,852	49,386	227,664
1873				34,558	190,523	54,860	120,848	366,231
1874	5,086	7,009	11,306	23,401	79,105	63,141	110,227	252,473
1875	5,094	6,469	10,269	21,832	100,089	69,303	85,118	254,510
1876	9,594	11,161	10,369	31,124	120,975	101,868	82,906	305,749
1877	16,527	5,373	4,786	26,686	169,996	46,016	44,103	260,115
1878	20,415	1,568	8,446	30,429	172,217	18,583	82,458	273,258
1879	15,128	801	10,867	26,796	102,599	10,443	105,559	218,601
1880	15,766	1,249	10,588	27,603	91,246	12,181	98,118	201,545
1881	13,650	1,344	7,469	22,463	76,768	11,499	77,185	165,452
1882	15,851	639	6,073	22,563	77,627	5,574	67,442	150,643
1883	5,351	369	3,427	9,147	28,268	5,710	35,955	69,933
1884	5,516	717	1,860	8,093	70,047	5,617	19,662	95,326
1885	7,080	803	1,535	9,418	47,974	6,810	14,451	69,235
1886	3,526	412	1,356	5,294	17,954	4,714	12,959	35,627
1887	3,502	488	974	4,964	19,466	6,198	8,681	34,345
1888	4,299	490	1,844	6,633	28,046	8,300	13,656	50,002
1889	6,056	464	1,061	7,581	39,694	9,135	7,734	56,563
1890	3,883	369	1,457	5,709	24,114	8,039	11,441	43,594
1891	1,356	373	1,037	2,766	10,728	7,931	9,182	27,841
1892	397	510	761	1,668	6,062	9,158	6,346	21,566
1893	188	466	112	766	3,470	12,758	1,834	18,062
1894	159	295	217	671	2,692	8,605	3,524	14,821
1895	279	427	5	711	7,176	7,835	190	15,201
1896	491	507	599	1,597	8,916	12,561	8,353	29,830
1897	162	244	287	693	2,778	6,819	4,757	14,354
1898	239	267	666	1,172	4,322	6,779	9,671	20,772
1899	65	331	487	883	1,334	7,855	7,659	16,848
1900	71	281	352	704	1,152	6,465	5,586	13,203
1901	37	422	169	728	2,411	11,483	2,618	16,512
1902	17	430	515	962	356	11,864	8,422	20,642
1903	99	464	714	1,277	2,557	11,643	12,729	26,929
1904	29	443	537	1,009	541	11,098	9,024	20,663
1905	91	483	435	1,009	1,816	13,442	7,605	22,863
1906	51	581	335	967	956	15,750	5,819	22,525
*1907	28	473	943	1,444	691	12,364	16,653	29,708

\* 9 months.

## SESSIONAL PAPER No. 1)

## Manufactures—Continued.

IRON AND STEEL—ALL OTHER, N.E.S.				TOTAL IRON AND STEEL.				Fiscal Years.
Values.				Values.				
Great Britain.	United States.	Other Countries.	Totals.	Great Britain.	United States.	Other Countries.	Totals.	
\$	\$	\$	\$	\$	\$	\$	\$	
16,709	57,492	76,210	150,411	96,741	278,824	90,855	466,420	1868
19,832	62,216	40,799	122,847	101,070	257,143	43,557	401,770	1869
21,542	71,158	55,231	147,931	107,433	422,874	62,019	592,326	1870
49,134	66,500	57,976	173,610	202,977	482,689	80,445	766,111	1871
79,182	58,049	64,363	201,594	244,595	708,923	127,912	1,081,430	1872
81,180	128,567	97,310	307,057	300,471	966,084	225,751	1,492,306	1873
147,698	76,703	27,713	252,114	259,041	512,085	138,045	909,171	1874
84,379	90,811	21,990	197,180	195,871	416,506	114,728	727,105	1875
38,083	44,807	12,393	95,283	184,097	378,872	95,299	658,268	1876
79,067	43,785	24,025	146,877	281,733	167,958	96,575	546,266	1877
38,253	65,107	32,241	135,601	235,911	172,346	138,056	546,313	1878
21,296	83,310	17,332	121,938	154,980	156,305	135,317	446,602	1879
69,547	91,109	11,935	172,591	182,692	413,825	122,646	719,163	1880
145,486	73,591	12,601	231,678	230,569	304,787	107,751	643,107	1881
63,791	219,520	23,538	306,849	143,983	389,251	131,078	664,312	1882
39,741	304,114	19,972	363,827	81,521	378,796	101,307	561,624	1883
50,964	182,969	15,791	249,724	136,532	256,437	72,966	465,935	1884
34,767	83,424	12,278	130,469	95,594	122,058	78,470	296,122	1885
39,520	43,445	19,058	102,023	77,932	124,468	73,698	276,098	1886
71,733	51,801	30,450	153,984	119,452	168,612	59,361	347,425	1887
40,121	53,747	6,382	100,250	180,135	179,854	63,499	423,488	1888
19,462	6,377	8,714	34,553	135,730	104,921	56,068	296,719	1889
14,968	13,658	2,368	30,994	91,652	120,180	83,496	294,728	1890
18,219	16,065	3,714	37,998	72,418	85,660	99,393	257,471	1891
39,728	15,481	6,440	61,649	110,136	74,860	58,861	243,857	1892
43,976	18,226	5,935	68,137	97,965	94,999	123,490	316,454	1893
42,546	9,418	4,406	56,370	80,925	51,170	163,829	295,924	1894
25,379	14,410	5,910	45,699	101,769	95,190	111,752	308,711	1895
28,592	18,916	7,251	54,759	177,864	172,087	156,995	506,946	1896
9,302	17,423	15,382	42,107	196,372	123,197	203,419	522,988	1897
14,820	19,001	13,671	47,492	261,723	153,954	190,405	606,082	1898
10,527	17,387	45,070	72,984	234,461	178,367	293,583	706,411	1899
9,304	47,781	63,089	120,174	313,438	573,686	538,039	1,425,163	1900
135,319	196,772	157,434	489,525	389,817	539,991	503,153	1,432,961	1901
88,949	347,237	172,975	609,161	1,173,622	727,621	559,538	2,460,781	1902
101,855	1,930,426	117,518	2,149,799	358,249	2,418,215	487,476	3,263,940	1903
124,124	814,143	121,440	1,059,707	531,490	1,040,478	419,853	1,991,821	1904
32,956	117,227	112,117	262,300	281,901	384,940	456,513	1,123,354	1905
38,100	194,111	127,042	359,253	234,621	759,691	603,594	1,597,306	1906
47,264	154,012	138,600	339,876	190,479	483,649	435,618	1,109,746	*1907

7-C EDWARD VII., A. 1908

No. 18 (F).—EXPORTS of Canada—

Fiscal Years.	JUNK AND OAKUM.				LEATHER—BOOTS AND SHOES.			
	Values.				Values.			
	Great Britain.	United States.	Other Countries.	Totals.	Great Britain.	United States.	Other Countries.	Totals.
	\$	\$	\$	\$	\$	\$	\$	\$
1863	Not separately stated prior to 1877.				Not separately stated prior to 1876.			
1869								
1870								
1871								
1872								
1873								
1874								
1875								
1876								
1877	2,425	15,268	94	17,787	55	1,919	81,305	83,279
1878	255	17,273	.....	17,528	81,533	3,631	111,258	196,422
1879	100	32,183	4	32,287	78,777	26,558	131,010	236,345
1880	146	34,757	36	34,939	49,917	8,113	135,523	193,553
1881	1,345	33,742	90	35,177	54,537	1,716	108,894	165,147
1882	.....	30,751	95	30,846	35,733	772	65,222	101,727
1883	70	34,858	35	34,963	48,356	892	68,620	117,868
1884	232	32,322	20	32,574	19,758	1,402	75,655	96,815
1885	240	30,995	1,173	32,408	33,996	518	74,916	109,430
					9,985	800	59,414	70,199
1886	108	37,580	8	37,696	6,552	4,207	57,775	68,534
1887	500	28,864	27	29,391	9,097	2,544	50,311	61,952
1888	3,118	31,307	11	34,436	3,215	594	62,229	66,038
1889	.....	25,596	61	25,657	47,671	759	60,970	109,400
1890	.....	26,442	.....	26,442	38,822	382	43,745	82,949
1891	.....	31,883	.....	31,883	7,539	849	45,581	53,969
1892	1,049	22,941	847	24,837	5,307	1,367	69,226	75,900
1893	440	34,056	42	34,538	536	8,603	82,426	91,565
1894	.....	21,463	58	21,521	550	939	92,850	94,339
1895	909	17,681	88	18,678	7,855	1,151	65,235	74,241
1896	.....	19,931	.....	19,931	3,000	2,138	70,781	75,919
1897	.....	15,982	46	16,028	7,735	1,245	88,168	97,148
1898	9,898	26,922	163	36,983	1,885	12,163	66,120	80,168
1899	3,450	31,471	198	35,119	9,331	6,839	62,666	78,836
1900	3,545	49,024	552	53,121	17,510	5,126	60,789	83,425
1901	12,411	57,126	1,061	70,598	35,103	13,105	160,934	209,142
1902	130	26,673	27	26,830	53,875	15,092	110,555	179,522
1903	332	38,607	568	39,507	23,464	10,436	110,804	144,704
1904	1,768	30,586	265	32,619	5,620	26,954	119,542	152,116
1905	21,784	158,384	8,372	183,540	5,457	28,338	124,269	158,064
1906	97,677	372,198	13,248	483,123	6,656	24,806	102,330	133,792
*1907	82,587	396,713	1,256	480,556	4,346	16,443	90,769	111,558

\* 9 months.



## SESSIONAL PAPER No. 10

## Manufactures—Continued.

LEATHER—SOLE AND UPPER, INCLUDING LEATHER, N.E.S.				LEATHER—ALL OTHER MFRS., N.E.S.				Fiscal Years.
Values.				Values.				
Great Britain.	United States.	Other Countries.	Totals.	Great Britain.	United States.	Other Countries.	Totals.	
\$	\$	\$	\$	\$	\$	\$	\$	
Not separately stated prior to 1876.								1868
								1869
								1870
								1871
								1872
								1873
								1874
								1875
810,128	26,519	115,931	952,578	4,075	57,536	1,458	63,069	1876
317,999	101,026	91,119	510,144	7,304	5,450	735	13,489	1877
492,063	3,036	68,122	563,221	7,670	4,076	10,465	22,211	1878
152,595	42,943	68,288	263,826	4,487	2,583	902	7,972	1879
365,437	2,423	40,848	408,708	2,687	4,607	4,377	11,671	1880
326,406	12,026	78,470	416,902	4,712	4,323	697	9,732	1881
341,081	5,357	79,965	426,403	4,188	2,170	1,709	8,067	1882
218,731	22,446	29,963	271,140	119,277	6,323	728	126,328	1883
263,965	2,367	29,854	296,186	108,236	3,679	1,211	113,126	1884
403,146	223	16,380	419,749	17,711	4,199	1,522	23,432	1885
233,295	858	23,000	257,153	16,358	14,418	2,127	32,903	1886
388,678	28,636	23,302	440,616	63,263	13,379	2,541	79,183	1887
255,181	92	44,285	299,558	79,788	9,772	1,160	90,720	1888
586,366	19,289	62,603	668,258	17,020	20,506	2,191	39,717	1889
644,501	8,653	73,933	727,087	23,986	37,871	7,508	69,365	1890
825,428	6,240	37,134	868,802	6,017	16,652	5,016	27,685	1891
949,820	2,229	9,62	1,011,673	384	36,135	4,755	41,274	1892
758,634	1,964	104,733	865,381	30,554	9,698	5,531	45,783	1893
1,419,248	4,657	149,129	1,573,034	21,320	10,233	6,010	37,563	1894
1,103,008	14,733	153,874	1,271,615	2,548	12,916	5,744	21,208	1895
1,704,075	10,359	193,414	1,907,848	847	7,756	2,705	11,308	1896
1,258,043	8,887	163,600	1,430,530	2,846	9,160	2,048	14,054	1897
1,408,756	6,348	96,462	1,511,566	2,580	11,131	2,907	16,618	1898
1,449,499	18,548	68,089	1,536,136	45,689	14,202	6,420	66,311	1899
1,406,029	19,636	109,775	1,535,440	169,543	20,546	62,676	252,765	1900
1,817,979	41,428	107,556	1,966,963	165,813	63,582	17,575	246,970	1901
1,803,859	16,464	90,945	1,911,268	176,198	21,584	13,391	211,173	1902
2,014,647	18,836	135,532	2,169,015	24,202	16,314	11,403	51,919	1903
1,915,666	67,269	167,713	2,150,648	13,609	77,954	11,706	103,269	1904
1,922,310	34,822	180,941	2,138,073	14,377	24,528	9,867	48,772	1905
2,046,837	52,667	151,527	2,251,031	15,321	12,248	4,891	32,460	1906
1,241,981	42,183	77,928	1,362,092	11,770	11,050	3,363	26,183	*1907

7-8 EDWARD VII., A. 1908

No. 18 (F).—EXPORTS of Canada—

Fiscal Years.	TOTAL LEATHER.				LIME AND CEMENT.			
	Values.				Values.			
	Great Britain.	United States.	Other Countries.	Totals.	Great Britain.	United States.	Other Countries.	Totals.
	\$	\$	\$	\$	\$	\$	\$	\$
1868	40,058	41,482	30,554	112,094	Not separately stated prior to 1875.			
1869	147,258	11,873	54,943	214,074				
1870	180,344	47,139	83,219	310,702				
1871	94,780	10,852	68,329	173,961				
1872	40,726	17,290	107,151	165,167				
1873	148,908	10,606	155,689	314,603				
1874	130,735	67,799	146,720	345,254				
1875	328,569	37,549	161,230	527,348				
1876	814,258	85,974	198,694	1,098,926	12,440	1,222	125	1,348
1877	406,836	110,107	203,112	720,055	38,949	6,465	118	19,023
1878	578,510	33,670	209,597	821,777		11,257	108	50,314
1879	206,999	53,639	204,713	465,351		8,244	57	8,301
1880	422,661	8,746	154,119	585,526		4,070	229	4,299
1881	366,851	17,121	144,389	528,361		7,965	82	8,047
1882	393,625	8,419	150,294	552,338		4,658	33	4,691
1883	357,766	30,171	106,346	494,283		7,541	38	7,579
1884	406,197	6,564	105,981	518,742	300	10,930	182	11,112
1885	430,842	5,222	77,316	513,380		9,036	1,066	10,402
						7,965	3,040	11,005
1886	256,205	19,483	82,902	358,590		18,552	86	18,638
1887	461,038	44,559	76,154	581,751		41,285	57	41,342
1888	338,184	10,458	107,674	456,316	25	101,207	315	101,547
1889	651,057	40,554	125,764	817,375		130,493	573	131,066
1890	707,309	46,906	125,186	879,401	10	175,242	254	175,506
1891	838,984	23,741	87,731	950,456	630	154,164	217	155,011
1892	955,511	39,731	133,605	1,128,847	100	125,031	516	125,647
1893	789,774	20,265	192,690	1,002,729	4,525	98,665	3,809	106,999
1894	1,441,118	15,829	247,989	1,704,936		65,465	6,974	72,439
1895	1,113,411	28,800	224,853	1,367,064	4,691	75,378	3,969	84,038
1896	1,707,922	20,253	266,900	1,995,075		74,835	2,651	77,486
1897	1,268,624	19,292	253,816	1,541,732	5	53,337	4,710	58,052
1898	1,413,221	29,642	165,489	1,608,352		48,438	478	48,916
1899	1,504,519	39,589	137,175	1,681,283	2	65,400	1,499	66,901
1900	1,593,082	45,308	233,240	1,871,630		74,392	5,207	79,599
1901	2,018,895	118,115	286,065	2,423,075	4,615	65,534	16,844	86,993
1902	2,033,932	53,140	214,891	2,301,963		86,336	26,933	113,269
1903	2,062,313	45,586	257,739	2,365,638		98,989	31,292	130,281
1904	1,934,895	172,177	298,961	2,406,033	31	85,811	21,391	107,233
1905	1,942,144	87,688	315,077	2,344,909	365	70,860	9,703	80,928
1906	2,068,814	89,721	258,748	2,417,283	14,379	64,181	3,887	82,447
*1907	1,258,097	69,676	172,060	1,499,833	164	47,882	3,845	51,891

\* 9 months.

## SESSIONAL PAPER No. 10

Manufactures—*Continued.*

LIQUORS—WHISKEY.								Fiscal Years.
Quantities.				Values.				
Great Britain.	United States.	Other Countries.	Totals.	Great Britain.	United States.	Other Countries.	Totals.	
Galls.	Galls.	Galls.	Galls.	\$	\$	\$	\$	
			6,990	1,284	1,214	2,339	4,837	1868
			4,351	24	2,445	1,676	4,145	1869
			31,819	378	30,372	435	31,185	1870
			13,386		13,935	1,014	14,949	1871
			27,879	263	17,456	2,044	19,763	1872
			11,259	100	4,809	4,429	9,338	1873
61	2,900	52	3,013	86	2,617	84	2,787	1874
100	9,631	619	10,350	70	4,800	330	5,200	1875
	3,255	833	4,088		6,324	555	6,879	1876
69	130,390	2,227	132,686	41	51,385	867	52,293	1877
33	1,069	33	1,135	58	928	55	1,041	1878
132	19,483	1,676	21,291	161	8,403	2,073	10,637	1879
493	3,688		4,181	542	2,738		3,280	1880
60	2,443	10	2,513	120	2,465	13	2,598	1881
60	6,775	221	7,056	127	5,298	166	5,591	1882
8,466	2,757	3,292	14,515	6,854	3,270	2,362	12,486	1883
1,959	3,268	2,827	8,054	1,479	2,979	2,210	6,668	1884
1,731	5,052	3,847	10,630	1,449	6,074	2,788	10,311	1885
129	2,357	6,647	9,133	248	4,928	4,811	9,987	1886
33	4,607	746	5,386	68	8,289	575	8,932	1887
82	6,835	1,890	8,807	100	14,900	1,393	16,393	1888
37	8,973	725	9,735	69	17,334	428	17,831	1889
1,963	8,318	2,544	12,825	5,154	16,132	4,097	25,383	1890
1,226	12,416	6,302	19,944	3,510	29,399	12,710	45,619	1891
2,061	26,297	7,931	36,289	4,847	68,830	15,239	88,916	1892
7,601	35,254	9,326	52,181	19,130	95,682	20,794	135,606	1893
20,650	82,921	7,986	75,105	28,862	127,220	18,167	174,249	1894
15,673	46,469	18,221	116,815	33,852	236,350	50,770	325,972	1895
5,955	117,471	8,786	132,212	14,337	339,516	20,160	374,013	1896
3,836	147,136	3,397	154,369	11,259	425,499	5,803	442,561	1897
16,097	77,310	4,807	98,214	30,877	222,084	12,454	265,415	1898
12,112	88,032	21,403	121,547	29,732	254,868	55,328	339,928	1899
20,942	90,100	33,756	144,798	48,955	256,885	90,831	396,671	1900
11,947	92,956	38,496	143,399	32,739	255,976	103,725	392,440	1901
15,284	81,489	35,501	132,274	40,924	221,814	104,388	367,126	1902
11,904	110,494	36,541	158,939	38,804	352,023	102,631	493,458	1903
14,615	134,776	29,708	179,099	47,949	423,149	94,599	570,697	1904
8,853	187,439	34,504	230,796	27,127	487,943	107,154	622,224	1905
3,313	244,923	38,159	286,395	10,925	813,310	119,414	943,649	1906
7,182	259,041	32,661	298,844	19,085	838,258	105,124	962,467	*1907

7-8 EDWARD VII., A. 1908

No. 18 (F).—EXPORTS of Canada—

Fiscal Years.	LIQUORS—ALL OTHER, N.E.S.							
	Quantities.				Values.			
	Great Britain.	United States.	Other Countries.	Totals.	Great Britain.	United States.	Other Countries.	Totals.
	Galls.	Galls.	Galls.	Galls.	\$	\$	\$	\$
1868				98,369	167	42,808	12,033	55,008
1869				174,314	18	84,701	18,163	102,882
1870				157,248	66	82,595	23,912	106,573
1871				247,002	36	145,917	29,953	175,906
1872				368,587		191,506	30,304	221,810
1873				287,694	1,407	129,993	33,468	164,868
1874	304	198,611	69,750	268,665	242	91,810	25,198	117,250
1875	50	127,931	58,233	186,214	20	92,569	19,030	111,619
1876	10	64,138	43,726	107,874	5	46,837	16,245	63,087
1877	240	98,807	61,206	160,253	100	105,475	25,553	131,128
1878	197	176,440	73,151	249,788	106	138,056	30,131	168,293
1879	1,745	96,031	40,456	138,232	366	71,979	16,224	88,569
1880	112	19,926	45,810	65,848	84	13,880	17,200	31,164
1881	15,074	9,406	37,880	62,360	5,634	4,533	14,588	24,755
1882	2,865	5,723	39,225	47,813	1,938	2,634	17,813	22,385
1883	240	4,183	16,584	21,007	654	2,359	7,366	10,379
1884		2,652	18,135	20,787		1,802	7,015	8,817
1885	25	1,123	4,363	5,511	19	1,029	1,813	2,861
1886	475	2,665	2,954	6,094	284	2,224	1,632	4,140
1887	391	1,925	1,399	3,715	315	788	851	1,954
1888	30	976	236	1,242	54	639	124	817
1889	28	1,907	3,320	5,255	22	1,444	1,390	2,856
1890	284	640	19,222	20,146	200	438	10,304	10,942
1891	338	940	37,061	38,339	157	783	18,462	19,401
1892	159	8,339	52,985	61,483	185	5,657	24,561	30,403
1893	1,300	15,956	40,495	57,751	2,000	7,836	20,608	30,444
1894	12	3,542	39,535	43,089	46	2,272	19,874	22,192
1895	100	5,721	21,941	27,762	1,250	3,102	11,273	15,625
1896	91	32,552	1,230	33,873	150	10,734	1,119	12,003
1897	319	8,393	8,708	17,420	313	9,126	5,534	14,973
1898	119	3,460	6,418	9,997	219	1,975	3,411	5,605
1899	52	4,260	5,185	9,497	109	2,466	2,486	5,061
1900	8	7,808	1,966	9,782	28	7,590	1,867	9,485
1901	10,496	6,712	5,642	22,850	7,713	7,366	4,126	19,205
1902	8,011	6,227	28,071	42,309	4,895	4,336	21,879	31,110
1903	480	5,867	56,357	62,704	1,144	5,844	40,174	47,162
1904	25,015	14,752	98,824	138,591	12,879	10,980	42,063	65,922
1905	126,644	39,711	31,490	197,845	47,293	21,142	16,006	84,441
1906	96,908	33,568	178,777	309,253	31,539	24,780	55,827	112,146
*1907	22,890	110,797	17,306	150,993	16,489	12,602	5,878	34,969

\*9 months.



## SESSIONAL PAPER No. 10

Manufactures—*Continued.*

TOTAL LIQUORS.								Fiscal Years.
Quantities.				Values.				
Great Britain.	United States.	Other Countries.	Totals.	Great Britain.	United States.	Other Countries.	Totals.	
Galls.	Galls.	Galls.	Galls.	\$	\$	\$	\$	
			105,359	1,451	44,022	14,372	59,845	1868
			178,665	42	87,146	19,839	107,027	1869
			189,067	444	112,967	24,347	137,758	1870
			260,388	36	159,852	30,967	190,855	1871
			396,466	263	208,962	32,348	241,573	1872
			298,953	1,507	134,802	37,897	174,206	1873
			271,678	328	94,427	25,282	120,037	1874
365	201,511	69,802	196,564	90	97,369	19,360	116,819	1875
150	137,562	58,852	111,962	5	53,161	16,800	69,966	1876
10	67,393	44,559	292,939	141	156,860	26,420	183,421	1877
309	229,197	63,433	250,923	164	138,984	30,186	169,334	1878
230	177,509	73,184	159,523	527	80,382	18,297	99,206	1879
1,877	115,514	42,132	70,029	626	16,618	17,200	34,444	1880
605	23,614	45,810	64,873	5,754	6,998	14,601	27,353	1881
5,134	11,849	37,890	54,869	2,065	7,932	17,979	27,976	1882
2,925	12,498	39,446	35,522	7,508	5,629	9,728	22,865	1883
8,706	6,940	19,876	28,841	1,479	4,781	9,225	15,485	1884
1,959	5,920	20,962	16,141	1,468	7,103	4,601	13,172	1885
1,756	6,175	8,210						
604	5,022	9,601	15,227	532	7,152	6,443	14,127	1886
424	6,532	2,145	9,101	383	9,077	1,426	10,886	1887
112	7,811	2,126	10,049	154	15,539	1,517	17,210	1888
65	10,880	4,045	14,990	91	18,778	1,818	20,687	1889
2,247	8,958	21,766	32,971	5,354	16,570	14,401	36,325	1890
1,564	13,356	43,363	58,283	3,667	30,182	31,172	65,021	1891
2,220	34,636	60,916	97,772	5,032	74,487	39,800	119,319	1892
8,901	51,210	49,821	109,932	21,130	103,518	41,402	166,050	1893
20,662	50,011	47,521	118,194	28,908	129,492	38,041	196,441	1894
15,773	88,642	40,162	144,577	40,102	239,452	62,043	341,597	1895
6,046	150,023	10,016	166,085	14,487	350,250	21,279	386,016	1896
4,155	155,529	12,105	171,789	11,572	434,625	11,337	457,534	1897
16,216	80,770	11,225	108,211	31,096	224,059	15,865	271,020	1898
12,164	92,292	26,588	131,044	29,841	257,334	57,814	344,989	1899
20,950	97,908	35,722	154,580	48,983	264,475	92,698	406,156	1900
22,443	99,668	44,138	166,249	40,452	263,342	107,851	411,645	1901
23,295	87,716	63,572	174,583	45,819	226,150	126,267	398,236	1902
12,384	116,361	92,898	221,643	39,948	357,867	142,805	540,620	1903
39,630	149,528	128,532	317,690	60,828	439,129	136,662	636,619	1904
135,497	227,150	65,994	428,641	74,420	509,085	123,160	706,665	1905
100,221	278,491	216,936	595,648	42,464	838,090	175,241	1,055,795	1906
30,072	369,838	49,967	449,877	35,574	850,860	111,002	997,436	*1907



7-8 EDWARD VII., A. 1908

No. 18 (F).—EXPORTS of Canada—

Fiscal Years.	METALS OTHER THAN IRON OR STEEL.				MUSICAL INSTRUMENTS			
	Values.				Quantities.			
	Great Britain.	United States.	Other Countries.	Totals.	Great Britain.	United States.	Other Countries.	Totals.
	\$	\$	\$	\$	No.	No.	No.	No.
1868								
1869								
1870								
1871								
1872								
1873								
1874								
1875								
1876								
1877								
1878					85	40	64	189
1879					134	12	78	224
1880	Not separately stated prior to 1889.				203	22	68	293
1881					220	18	68	306
1882					786	37	142	965
1883					255	43	161	459
1884					899	61	154	1,114
1885					1,746	27	234	2,007
1886					1,767	29	343	2,139
1887					2,454	39	344	2,837
1888					2,654	104	745	3,503
1889	22,795	2,348	15,072	40,215	3,163	178	689	4,036
1890	32,523	2,528	1,588	36,639	3,848	52	720	4,62
1891	31,605	5,576	5,452	42,633	5,013	111	547	5,67
1892	11,940	1,589	3,966	17,495	4,944	156	579	5,67
1893	17,708	4,193	2,232	24,133	3,086	174	549	3,809
1894	15,486	5,862	2,821	24,169	2,614	73	669	3,356
1895	10,174	7,779	979	18,932	3,111	128	999	4,238
1896	17,880	11,283	2,145	31,308	3,939	60	863	4,862
1897	30,938	5,530	5,133	41,601	4,830	39	921	5,790
1898	30,107	18,920	4,290	53,317	4,488	56	1,042	5,586
1899	9,494	20,649	4,389	34,532	6,611	46	959	7,616
1900	17,667	46,320	4,623	68,610	7,232	44	821	8,097
1901	31,015	102,693	2,649	136,357	6,913	111	1,110	8,134
1902	23,906	134,116	203,406	361,428	6,600	74	1,009	7,683
1903	117,202	109,894	179,457	406,553	4,823	107	1,360	6,290
1904	96,643	61,859	383,899	542,401	3,611	95	1,306	5,012
1905	302,418	189,340	279,182	770,940	3,205	66	971	4,242
1906	134,240	126,351	404,354	664,945	2,857	83	840	3,780
*1907	191,666	191,592	474,820	858,078	2,647	113	717	3,477

\*9 months.

## SESSIONAL PAPER No. 10

## Manufactures—Continued.

—ORGANS.				MUSICAL INSTRUMENTS—ALL OTHER, N.E.S.				Fiscal Years.
Values.				Values.				
Great Britain.	United States.	Other Countries.	Totals.	Great Britain.	United States.	Other Countries.	Totals.	
\$	\$	\$	\$	\$	\$	\$	\$	
								1868
								1869
								1870
								1871
								1872
								1873
								1874
								1875
								1876
								1877
6,536	3,655	7,643	17,834	1,650	2,431	160	4,241	1878
12,115	1,315	6,711	20,141	950	2,884	200	4,034	1879
19,520	1,735	7,600	28,855	1,400	6,565	500	8,465	1880
20,177	1,240	6,195	27,612	565	2,755	293	3,613	1881
66,173	4,807	13,315	84,295	4,530	1,737	472	6,739	1882
23,888	4,340	12,144	40,372	2,224	4,813	1,360	8,397	1883
68,018	6,408	11,049	85,475	2,700	8,014	1,900	12,614	1884
116,222	2,640	16,350	135,212	1,400	7,643	250	9,293	1885
118,129	2,241	25,983	146,353	1,330	15,071	.....	16,401	1886
166,863	2,880	20,805	190,548	5,166	11,325	300	16,791	1887
190,637	8,670	53,731	253,038	4,150	12,006	2,230	13,386	1888
227,825	12,321	48,125	288,271	4,000	18,462	5,835	28,297	1889
239,973	4,927	46,315	291,215	7,785	19,440	11,415	38,640	1890
301,834	7,806	38,882	348,522	12,675	21,478	18,878	53,031	1891
289,733	11,352	40,347	341,432	5,736	29,862	19,163	54,761	1892
213,627	13,548	40,853	268,028	900	30,368	10,004	41,272	1893
163,100	5,896	41,217	210,213	4,440	30,358	20,497	55,295	1894
188,441	9,539	57,224	255,204	4,320	24,303	14,055	42,678	1895
234,684	4,203	45,921	284,808	7,380	32,232	17,812	57,424	1896
288,031	9,408	45,836	343,275	17,524	21,731	17,195	56,450	1897
256,106	3,124	53,073	312,303	12,084	21,887	12,811	46,782	1898
350,637	2,839	47,253	400,729	10,539	18,356	30,037	58,932	1899
391,139	2,743	45,455	439,337	13,121	18,285	37,240	68,646	1900
391,457	7,816	58,615	457,888	20,335	22,077	45,315	87,727	1901
332,861	6,555	54,773	394,189	14,281	26,324	31,024	71,629	1902
269,668	5,684	72,809	348,161	14,635	34,477	21,297	70,409	1903
200,838	4,452	73,816	279,106	12,724	41,074	19,805	73,603	1904
174,745	5,055	52,498	232,298	9,895	29,722	17,877	57,494	1905
149,854	6,472	50,076	206,402	9,333	41,548	24,516	75,397	1906
141,115	10,141	43,033	194,289	4,355	23,007	12,723	40,085	1907*

stated prior to 1878.

7-8 EDWARD VII., A. 1908

No. 18 (F)—EXPORTS of Canada—

Fiscal Years.	TOTAL MUSICAL INSTRUMENTS.				OIL			
	Values.				Quantities.			
	Great Britain.	United States.	Other Countries.	Totals.	Great Britain.	United States.	Other Countries.	Totals.
	\$	\$	\$	\$	Cwt.	Cwt.	Cwt.	Cwt.
1868		4,374	1,155	5,529				
1869		6,752	860	7,612				
1870	500	8,302	100	8,902				
1871		5,470	140	5,610				
1872		7,454	150	7,604				
1873	400	3,248	4,830	8,478				
1874	120	3,631		3,751				
1875	1,310	5,886		7,196				
1876	3,247	7,116	800	11,163	13,157	13,900		27,057
1877	8,612	11,161	1,078	20,851	10,873	26,936		37,809
1878	8,186	6,086	7,803	22,075	23,630	27,236		50,866
1879	13,065	4,199	6,911	24,175	57,176	10,734		67,910
1880	20,920	8,300	8,100	37,320	10,729	1,426		12,155
1881	20,742	3,995	6,488	31,225	13,833	4,957		18,790
1882	70,703	6,544	13,787	91,034	15,767	450		16,217
1883	26,112	9,153	13,504	48,769	8,697	1	3	8,701
1884	70,718	14,422	12,949	98,089	4,310			4,310
1885	117,622	10,283	16,600	144,505	8,460	3,839	6	12,305
1886	119,459	17,312	25,983	162,754	2,438	21,957	6	24,401
1887	172,029	14,205	21,105	207,339	3,183	42,569	20	45,772
1888	194,787	20,676	55,961	271,424	1,200	43,256	7,225	51,681
1889	231,825	30,783	53,960	316,568	25,830	39,961	5	65,796
1890	247,758	24,367	57,730	329,855	2,545	33,000		35,545
1891	314,509	29,284	57,760	401,553	79,496	13,856	110	93,462
1892	295,469	41,214	59,510	396,193	75,505	83,698	3	159,206
1893	214,527	43,916	50,857	309,300	32,861	68,355	34	101,250
1894	167,540	36,254	61,714	265,508	161,042	13,601	21	174,664
1895	192,761	33,842	71,279	297,882	67,029	11,420	43	78,492
1896	242,064	36,435	63,733	342,232	97,270		301	97,571
1897	305,555	31,139	63,031	399,725	135,183	2,389	4	137,576
1898	268,190	25,011	65,884	359,085	151,150	10,984	16	162,150
1899	361,176	21,195	77,290	459,661	100,101	4,815		104,916
1900	404,260	21,028	82,695	507,983	209,062		2,337	211,399
1901	411,792	29,893	103,930	545,615	161,809	5,091	9,679	176,579
1902	347,142	32,879	85,797	465,818	170,911		14,318	185,229
1903	284,303	40,161	94,106	418,570	233,183	4,700	19,528	257,411
1904	213,562	45,526	93,621	352,709	242,335		16,617	258,952
1905	184,640	34,777	70,375	289,792	86,015		4,301	90,316
1906	159,187	48,020	74,592	281,799	188,329	4,331	41,513	234,173
*1907	145,470	33,148	55,756	234,374	193,400	2,271	91,806	287,477

\* 9 months.

## SESSIONAL PAPER No. 10

## Manufactures—Continued..

CAKE.				RAGS.				Fiscal Years.
Values.				Values.				
Great Britain.	United States.	Other Countries.	Totals.	Great Britain.	United States.	Other Countries.	Totals.	
\$	\$	\$	\$	\$	\$	\$	\$	
34,465	476	2,110	37,051	7,874	20,510		28,384	1868
60,610	5		60,615	4,148	25,565		29,713	1869
40,626		2,176	42,802	2,218	26,600		28,818	1870
25,713			25,713	681	25,753		26,434	1871
67,227		560	67,787	1,267	18,811		20,078	1872
63,938			63,938		9,401		9,401	1873
53,749	5,883		59,632	2,864	10,192		13,056	1874
30,966	25,566		56,532	5,560	8,652		14,212	1875
21,816	25,950		47,766	3,075	10,532		13,607	1876
18,330	46,654		64,984	3,043	8,364		11,407	1877
23,482	46,280		69,762	2,498	12,113		14,611	1878
22,762	21,810		44,572	2,155	24,649	30	26,834	1879
16,779	5,040		21,819		49,294		49,294	1880
26,709	12,765		39,474	235	48,809		49,044	1881
36,488	1,800		38,288	370	35,430		35,800	1882
20,841	4	10	20,855	1,501	29,319		30,820	1883
6,947			6,947	560	12,239		12,799	1884
15,216	7,890	21	23,127	250	11,384		11,634	1885
5,176	45,158	13	50,347	600	5,347		5,947	1886
6,692	80,218	63	86,973	1,600	7,746		9,346	1887
3,120	70,427	1,827	75,374	6,478	21,076		27,554	1888
17,171	45,920	11	63,102	400	28,044		28,444	1889
3,901	38,461		42,362	104	31,034		31,138	1890
101,500	16,547	120	118,167		37,799	400	38,199	1891
88,802	98,279	5	187,086	1,336	40,948		42,284	1892
251,859	84,841	14	336,714	850	35,770	105	36,725	1893
189,691	15,838	32	205,561	1,130	24,635	179	25,944	1894
85,581	8,589	54	94,224	1,085	62,734		63,819	1895
120,949		475	121,424	1,325	31,906	471	33,702	1896
192,644	2,388	7	195,039	3,697	74,867		78,564	1897
187,873	10,984	18	198,875	5,677	37,899		43,576	1898
139,046	4,815		143,861	2,892	28,167		31,059	1899
221,825		2,337	224,162	3,593	45,694		49,287	1900
166,685	4,261	12,213	183,159	5,965	41,173	108	47,246	1901
187,895		17,898	205,793	21,343	64,625		85,968	1902
264,327	4,700	20,918	289,945	26,424	59,577	50	86,051	1903
269,645		17,209	286,254	33,124	110,155	2,174	145,453	1904
96,798		4,843	101,641	79,490	134,694	150	214,334	1905
237,462	4,331	47,778	239,571	79,294	148,825	97	228,216	1906
222,225	2,271	108,729	333,225	35,633	144,540	3,172	183,345	1907*

Fiscal Years.	SHIPS.							
	Tonnage.				Values.			
	Great Britain.	United States.	Other Countries.	Totals.	Great Britain.	United States.	Other Countries.	Totals.
	Tons.	Tons.	Tons.	Tons.	\$	\$	\$	\$
1868				22,722	789,330		48,262	837,592
1869				27,000	1,003,080		76,920	1,080,000
1870				18,127	602,480		122,600	725,080
1871				14,688	529,632		28,462	558,144
1872				7,911	332,262			332,262
1873				15,658	757,350		25,550	782,900
1874	14,485			14,485	796,675			796,675
1875	15,789			15,789	789,450			789,450
1876	42,401	964	20,769	64,134	1,483,280	22,150	683,840	2,189,270
1877	30,277	233	15,819	46,329	1,111,846	4,000	460,398	1,576,244
1878	27,103	192	7,744	35,039	1,000,645	6,000	211,500	1,218,145
1879	14,280	545	4,493	19,318	399,236	2,750	127,838	529,824
1880	9,013	2,038	5,157	16,208	310,980	21,700	131,647	464,327
1881	6,923	1,098	8,787	16,808	205,900	12,830	129,288	348,018
1882	13,125	362	2,674	16,161	315,186	6,900	80,225	402,311
1883	11,360	606	11,930	23,896	245,902	12,120	248,516	506,538
1884	5,010		12,358	17,368	144,620		272,136	416,756
1885	3,178	81	9,918	13,177	78,300	100	167,877	246,277
1886	5,702	397	8,244	14,343	99,608	2,350	164,405	266,363
1887	1,771	116	7,376	9,263	35,134	400	108,238	143,772
1888	1,800	699	11,980	14,479	105,893	7,000	177,576	289,969
1889	4,467	1,113	10,593	16,173	57,220	15,500	194,097	266,817
1890		17	22,827	22,844		700	442,081	442,781
1891	1,912	33	13,198	15,143	22,606	5,257	252,611	280,474
1892	8,958	699	26,742	36,399	92,500	8,000	406,247	506,747
1893	8,479		22,838	31,317	115,633		248,283	363,916
1894	619	59	21,282	21,960	6,500	35,300	201,629	243,429
1895	1,327	673	14,567	16,567	6,635	10,000	155,928	172,563
1896	1,320		10,883	12,203	5,400		93,992	99,392
1897	198	1,830	7,130	9,158	2,410	18,750	84,004	105,164
1898	3,479	2,559	11,172	17,210	17,000	36,450	137,619	191,069
1899	325	395	6,699	7,419	7,500	3,715	80,966	92,181
1900		1,480	11,684	13,164		23,020	175,448	198,468
1901	1,198	208	2,984	4,390	9,000	7,768	49,000	65,768
1902	363	1,002	2,920	4,285	8,000	23,700	44,883	76,583
1903		509	2,531	3,040		1,781	48,526	50,307
1904		86	6,394	6,480		1,625	48,540	50,165
1905		617	1,267	1,884		11,000	45,313	56,313
1906		1,764	1,985	3,749		15,763	14,610	30,370
*1907			2,035	2,035			56,160	56,160

\* 9 months.



## SESSIONAL PAPER No. 10

## Manufactures—Continued.

STARCH.									Fiscal Years.
Quantities.				Values.					
Great Britain.	United States.	Other Countries.	Totals.	Great Britain.	United States.	Other Countries.	Totals.		
Lbs.	Lbs.	Lbs.	Lbs.	\$	\$	\$	\$		
.....	.....	.....	24,926	1,205	1,196	89	2,490	1868	
.....	.....	.....	250,221	10,588	.....	34	10,622	1869	
.....	.....	.....	1,740	97	86	.....	183	1870	
.....	.....	.....	1,130	.....	.....	113	113	1871	
.....	.....	.....	750	.....	.....	72	72	1872	
.....	.....	.....	42,876	7,100	6	109	7,215	1873	
.....	.....	.....	.....	.....	.....	.....	.....	1874	
.....	.....	.....	.....	.....	.....	.....	.....	1875	
.....	.....	70	70	.....	.....	14	14	1876	
3,000	119,200	.....	122,200	270	2,526	.....	2,796	1877	
110	.....	1,684	1,794	11	.....	183	194	1878	
2,936	.....	13,779	16,715	122	.....	741	863	1879	
641,668	900	489	643,057	31,537	84	29	31,650	1880	
876,544	.....	3,548	880,092	32,494	.....	197	32,691	1881	
22,540	68,930	2,209	93,679	1,396	3,105	120	4,621	1882	
436,940	383,673	3,436	824,049	14,648	10,534	178	25,360	1883	
1,402,000	1,272,800	360	2,675,160	37,446	31,618	33	69,097	1884	
666,240	482,022	9,335	1,157,597	14,592	10,650	553	25,795	1885	
861,072	44,800	9,048	914,920	21,101	1,100	241	22,442	1886	
1,056,650	172,660	80	1,229,390	23,329	3,415	6	26,750	1887	
450,600	17,344	2,428	470,372	12,532	3,067	65	15,664	1888	
1,041,080	313,400	6,090	1,360,570	22,542	6,537	155	29,234	1889	
28,000	.....	4,048	32,048	925	.....	173	1,098	1890	
3,260	568,600	48	571,908	223	13,465	3	13,691	1891	
493,587	101,537	3,656	598,780	15,505	2,259	275	18,039	1892	
196,600	100	240	196,940	5,795	6	13	5,814	1893	
3,800	.....	176	3,976	258	.....	13	271	1894	
1,800	600	141	2,541	135	20	11	166	1895	
1,925	400	2,508	4,833	235	28	150	413	1896	
3,200	.....	156	3,356	213	.....	14	227	1897	
4,506	200	40	4,746	285	8	2	295	1898	
56,520	.....	1,532	58,052	856	.....	84	940	1899	
169,250	.....	488	169,738	6,208	.....	35	6,243	1900	
567,460	80	4,115	571,655	24,102	4	180	24,286	1901	
39,299	3,000	1,600	43,899	1,027	158	80	1,265	1902	
880	550	1,280	2,710	44	55	54	153	1903	
13,690	1,160	5,000	19,850	783	58	150	991	1904	
139,520	5,053	18,900	163,473	3,808	225	737	4,770	1905	
85,560	16	14,150	99,726	4,134	2	801	4,937	1906	
4,373	600	43,492	48,465	199	30	2,190	2,419	*1907	

7-8 EDWARD VII., A. 1908

No. 18 (F).—EXPORTS of Canada—

Fiscal Years.	SUGAR.							
	Quantities.				Values.			
	Great Britain.	United States.	Other Countries.	Totals.	Great Britain.	United States.	Other Countries.	Totals.
	Lbs.	Lbs.	Lbs.	Lbs.	\$	\$	\$	\$
1868								
1869								
1870								
1871								
1872								
1873								
1874								
1875								
1876								
1877								
1878								
1879		47,465		47,465		1,420		1,420
1880		42,366		42,366		1,282		1,282
1881		79,503		79,503		2,391		2,391
1882		1,899	100	1,999		38	10	48
1883		100	600	700		9	48	57
1884			752	752			57	57
1885		90	265	355		9	18	27
1886	5,197	268	1,707	7,172	510	22	161	693
1887	1,950	534	4,508	6,992	160	42	293	495
1888		10,066	1,837	11,903		755	106	861
1889	1,316	812	4,181	6,309	119	58	275	452
1890	310	711	3,566	4,587	27	66	240	333
1891	3,000	266,426	3,185	272,611	270	12,605	169	13,044
1892	33,391	1,011,152	366,600	1,411,143	1,069	40,346	13,702	55,117
1893	120	4,291,361	1,419,029	5,710,510	11	170,206	58,147	228,364
1894	4,890	1,064,500	558,372	1,627,762	252	47,307	25,003	72,532
1895		2,583,930	334,981	2,918,911		99,420	12,934	112,354
1896		290	67,250	67,540		19	2,989	3,008
1897		50	1,986,578	1,986,628		4	76,231	76,235
1898	800	1,627	2,286,772	2,289,199	40	95	98,143	98,278
1899	1,000	44,136	1,247,715	1,292,851	25	2,089	44,049	46,163
1900		13,405	20,121	33,526		855	889	1,744
1901	457,806	333,422	17,824	809,052	22,234	18,167	851	41,252
1902	132,109	137,455	9,742	279,306	3,226	4,288	433	7,947
1903	205,543	54,264	29,311	289,118	5,425	1,493	858	7,776
1904	280	12,965	58,185	71,430	11	1,186	2,000	3,197
1905	94,495	46,449	62,886	203,830	1,310	3,521	3,234	8,065
1906	25,750	394,788	35,772	456,310	895	17,761	1,504	20,160
*1907	558,852	65,305	14,940	639,097	15,613	1,997	683	18,293

Not separately stated prior to 1879.

\* 9 months.

## SESSIONAL PAPER No. 10

## Manufactures—Continued.

TOBACCO.								Fiscal Years.
Quantities.				Values.				
Great Britain.	United States.	Other Countries.	Totals.	Great Britain.	United States.	Other Countries.	Totals.	
Lbs.	Lbs.	Lbs.	Lbs.	\$	\$	\$	\$	
.....	.....	.....	272,402	110	3,023	29,207	32,340	1868
.....	.....	.....	230,601	.....	1,933	36,903	38,836	1869
.....	.....	.....	420,895	2,785	2,965	64,129	69,879	1870
.....	.....	.....	605,263	15,489	22,238	73,424	111,151	1871
.....	.....	.....	641,564	5,521	3,210	90,993	99,724	1872
.....	.....	.....	373,927	15,571	2,343	53,944	71,858	1873
.....	.....	.....	353,446	17,869	1,183	48,249	67,301	1874
83,433	6,668	263,345	353,446	36,409	875	60,146	97,430	1875
164,973	2,754	279,607	447,334	10,793	16,385	50,279	77,457	1876
66,252	131,476	264,466	462,194	3,394	2,135	75,115	80,644	1877
9,734	15,225	431,430	456,389	8,064	36,519	36,427	81,010	1878
6,540	168,343	197,502	402,385	1,427	27,646	27,765	56,838	1879
5,627	229,958	178,798	414,383	3,493	17,824	19,182	40,499	1880
9,345	271,567	128,261	409,173	7,307	12,595	24,901	44,803	1881
40,014	123,261	165,527	328,802	10,639	21,723	34,789	67,151	1882
58,635	224,145	412,941	695,721	10,118	32,617	31,302	74,037	1883
1,087	277,857	323,539	652,483	1,435	7,277	22,212	30,924	1884
8,600	112,027	491,290	611,917	8,032	2,796	23,894	34,722	1885
18,658	48,585	419,894	487,137	.....	.....	.....	.....	.....
11,887	78,235	275,936	366,058	2,538	5,303	23,656	31,497	1886
1,518	71,089	498,136	570,743	950	4,381	12,382	17,713	1887
1,887	76,044	395,639	473,570	1,186	14,167	11,417	26,770	1888
4,039	47,533	223,115	274,687	1,263	8,080	16,564	25,907	1889
22,098	41,310	625,786	689,194	2,464	2,748	23,065	28,277	1890
24,632	11,474	286,758	322,864	1,846	928	14,041	16,815	1891
12,211	15,700	228,716	256,627	2,751	1,088	12,730	16,569	1892
12,570	25,672	543,489	581,731	2,799	2,004	45,046	49,849	1893
17,741	91,081	639,296	748,118	3,117	5,102	92,659	100,878	1894
8,671	124,551	321,895	455,117	4,828	7,500	72,640	84,968	1895
12,347	166,698	322,121	501,166	2,289	13,557	57,424	73,270	1896
10,521	203,121	325,572	539,214	2,989	11,651	53,962	68,602	1897
13,868	182,916	342,334	539,118	5,972	15,686	47,590	69,248	1898
46,803	315,902	169,352	532,057	12,017	18,689	41,710	72,416	1899
29,921	209,879	179,707	419,507	11,244	30,935	55,070	97,249	1900
78,807	339,828	272,888	691,523	13,969	54,313	46,756	115,038	1901
18,036	207,057	210,075	435,168	9,068	5,750	45,724	60,542	1902
.....	.....	.....	.....	12,132	13,891	38,526	64,549	1903
.....	.....	.....	.....	13,230	11,743	48,795	73,768	1904
.....	.....	.....	.....	17,025	11,384	53,775	82,184	1905
.....	.....	.....	.....	21,427	22,598	38,955	82,980	1906
.....	.....	.....	.....	13,021	18,206	29,937	61,164	*1907

7-8 EDWARD VII., A. 1908

No. 18 (F).—EXPORTS of Canada—

Fiscal Years.	Tow.							
	Quantities.				Values.			
	Great Britain.	United States.	Other Countries.	Totals.	Great Britain.	United States.	Other Countries.	Totals.
	Cwt.	Cwt.	Cwt.	Cwt.	\$	\$	\$	\$
1868								
1869								
1870								
1871								
1872								
1873								
1874								
1875								
1876								
1877								
1878								
1879								
1880								
1881								
1882								
1883								
1884								
1885								
1886								
1887								
1888								
1889								
1890		12,990		12,990		95,698		95,698
1891		15,565		15,565		99,299		99,299
1892		19,014		19,014		114,653		114,653
1893	47	18,291		18,338	375	116,768		117,143
1894	707	8,892		9,599	7,623	63,800		71,423
1895	991	12,872		13,863	8,917	83,231		92,148
1896	2,526	15,853		18,379	6,189	87,006		93,195
1897	300	18,535		18,835	350	84,378		84,728
1898		11,281		11,281		43,847		43,847
1899		8,536		8,536		50,566		50,566
1900		11,749		11,749		79,619		79,619
1901	10	600	2	612	64	4,206	10	4,280
1902		3,131		3,131		23,548		23,548
1903		555		555		3,943		3,943
1904		1,701		1,701		10,624		10,624
1905	1	4,388		4,389	20	26,374		26,394
1906		1,383		1,383		12,786		12,786
*1907		621		621		4,983		4,983

Not separately stated prior to 1890.

\* 9 months.

## SESSIONAL PAPER No. 10

## Manufactures—Continued.

WOOD—HOUSEHOLD FURNITURE.				WOOD—DOORS, SASHES, BLINDS, &c.				Fiscal Years.
Values.				Values.				
Great Britain.	United States.	Other Countries.	Totals.	Great Britain.	United States.	Other Countries.	Totals.	
£	£	£	£	£	£	£	£	
Not separately stated prior to 1876.								1868
								1869
								1870
								1871
								1872
								1873
								1874
								1875
345	85,948	1,047	87,340		9,834	625	10,459	1876
6,321	133,825	2,210	142,356		12,583		12,583	1877
7,884	69,200	2,806	79,890	12,181	20,690	3,906	36,777	1878
8,762	86,722	504	95,988	12,564	4,961	2,500	20,025	1879
3,256	114,077	1,628	118,961	18,258	4,219	265	22,742	1880
2,932	96,724	731	100,387	16,108	5,014	1,158	22,280	1881
7,142	98,739	982	106,854	23,013	15,138	1,846	39,997	1882
3,575	129,169	1,188	133,932	16,389	3,085	2,673	22,147	1883
8,187	121,543	1,975	131,705	49,416	2,592	7,637	59,645	1884
21,424	147,416	275	169,115	44,860	478	1,340	46,678	1885
17,802	205,437	1,784	225,023	28,622	1,913	2,535	33,070	1886
36,200	203,512	4,182	243,894	33,506	1,664	30	35,200	1887
12,258	173,215	1,925	187,398	54,201	1,193	8,770	64,164	1888
25,172	163,394	4,384	192,950	23,701	21,643	7,545	52,889	1889
41,684	132,197	2,493	176,374	69,380		94	69,474	1890
28,024	107,062	3,619	138,705	85,620	293	537	86,450	1891
17,419	43,418	2,964	63,801	115,967	2,697	4,480	123,144	1892
33,350	123,872	17,399	174,621	109,099	1,441	19,809	130,349	1893
37,083	56,290	39,277	132,650	135,454	1,892	20,850	158,196	1894
43,730	33,934	19,341	97,005	130,790	736	7,876	139,402	1895
31,348	28,625	15,474	75,447	168,673	1,150	20,181	190,004	1896
65,990	20,355	29,518	115,863	273,989	1,288	9,884	285,161	1897
167,321	13,973	60,883	242,177	302,291	80	22,121	324,492	1898
271,786	19,796	59,897	351,479	360,592	449	17,165	378,206	1899
238,657	46,370	95,002	380,029	287,602	256	11,496	299,354	1900
163,538	18,968	57,765	240,271	164,903	20,887	8,372	194,162	1901
181,773	17,888	79,599	279,260	231,770	10,152	61,727	303,649	1902
227,424	14,754	116,884	359,062	249,351	22,296	60,312	331,959	1903
168,745	22,542	148,964	340,251	153,567	3,364	39,627	187,558	1904
128,032	16,251	160,210	304,493	76,190	8,139	43,745	128,065	1905
122,913	14,576	146,117	283,606	84,651	16,589	61,841	163,081	1906
54,041	9,393	74,665	138,099	64,474	198	15,442	80,114	1907*

Not separately stated prior to 1876.



7-8 EDWARD VII., A. 1908

No. 18 (F).—EXPORTS of Canada—

Fiscal Years.	WOOD—MATCHES AND MATCH SPLINTS.				WOOD—SPOOL WOOD AND SPOOLS.			
	Values.				Values.			
	Great Britain.	United States.	Other Countries.	Totals.	Great Britain.	United States.	Other Countries.	Totals.
	\$	\$	\$	\$	\$	\$	\$	\$
1868	Not separately stated prior to 1890.				Not separately stated prior to 1890			
1869								
1870								
1871								
1872								
1873								
1874								
1875								
1876								
1877								
1878								
1879								
1880								
1881								
1882								
1883								
1884								
1885								
1886								
1887								
1888								
1889								
1890	94,197	13,693	6,802	114,692	88,356	10,368	.....	98,724
1891	140,851	21,580	5,499	168,230	76,007	14,651	.....	90,658
1892	162,028	23,102	5,741	195,871	92,962	18,308	.....	111,270
1893	159,224	35,818	9,368	204,410	67,939	14,924	.....	82,863
1894	182,370	26,107	7,558	216,035	61,193	5,291	.....	66,484
1895	124,395	36,478	11,280	172,153	75,014	111	.....	75,125
1896	178,648	8,793	8,395	195,836	99,022	.....	.....	99,022
1897	136,384	4,072	10,820	151,276	85,713	57	.....	85,770
1898	187,748	4,113	3,909	195,770	76,617	.....	40	76,657
1899	253,867	2,591	1,523	257,981	166,955	2,428	.....	169,383
1900	78,969	20,814	4,178	103,961	63,559	345	.....	63,904
1901	81,387	5,012	2,531	88,930	87,321	4,131	187	91,639
1902	45,887	442	5,338	51,667	105,012	1,049	2,370	108,431
1903	110,117	567	1,327	112,011	112,606	9,569	....	122,175
1904	186,832	31	5,689	192,552	82,377	25	....	82,402
1905	147,714	69	3,983	151,766	82,534	206	1,944	84,678
1906	105,314	2,132	1,666	109,112	184,779	884	..	185,663
1907*	37,224	76	1,460	38,760	44,970	775	.....	45,745

\*9 months.

## SESSIONAL PAPER No. 10

Manufactures—*Continued.*

WOOD—WOOD PULP.				WOOD—ALL OTHER, N.E.S.				Fiscal Years.
Values.				Values.				
Great Britain.	United States.	Other Countries.	Totals.	Great Britain.	United States.	Other Countries.	Totals.	
£	£	£	£	£	£	£	£	
Not separately stated prior to 1890.				Not separately stated prior to 1876.				1868
								1869
								1870
								1871
								1872
								1873
								1874
								1875
				19,476	51,567	27,344	98,387	1876
				39,835	64,381	38,299	142,515	1877
				106,738	55,745	30,043	192,526	1878
				108,663	56,640	19,502	184,805	1879
				147,608	98,885	21,542	268,035	1880
				126,669	144,681	20,307	291,657	1881
				182,868	153,038	18,137	354,043	1882
				227,531	122,373	34,892	384,796	1883
				196,316	173,081	60,948	430,345	1884
				201,999	224,302	43,905	470,206	1885
				144,390	209,856	25,252	379,498	1886
				90,125	181,675	22,318	294,118	1887
				144,210	228,954	27,974	401,138	1888
				197,047	225,475	28,597	451,119	1889
460	147,098	20,622	168,180	62,322	154,507	26,193	243,022	1890
.....	280,619	.....	280,619	76,468	141,917	41,401	259,786	1891
.....	355,303	.....	355,303	97,094	122,832	17,108	237,034	1892
1,640	454,253	.....	455,893	117,256	67,817	47,781	232,854	1893
178,255	368,256	706	547,217	131,478	40,970	55,169	227,617	1894
251,848	336,385	2,641	590,874	125,087	64,129	25,847	215,063	1895
113,557	557,085	5,135	675,777	240,254	45,588	33,180	319,022	1896
164,138	576,720	1,101	741,959	187,493	63,238	21,557	272,288	1897
676,100	534,305	16	1,210,421	260,955	31,058	30,509	322,522	1898
671,704	578,229	24,343	1,274,276	299,326	51,140	37,917	388,383	1899
562,178	1,193,733	60,085	1,816,016	299,536	107,200	57,242	463,978	1900
954,722	937,330	65,155	1,937,207	247,050	74,960	88,469	410,479	1901
818,580	1,170,400	57,418	2,046,398	275,387	55,765	69,286	400,438	1902
1,129,173	1,795,768	226,002	3,150,943	257,423	83,071	57,308	397,802	1903
548,720	1,807,442	52,912	2,409,074	283,521	71,062	66,803	421,386	1904
680,199	2,694,122	24,837	3,399,158	191,357	80,448	77,073	348,878	1905
998,702	2,419,628	59,820	3,478,150	176,111	88,740	128,454	393,305	1906
558,609	2,397,448	28,888	2,984,945	129,367	44,028	118,879	322,274	1907*

7-8 EDWARD VII., A. 1908

No. 18 (F).—EXPORTS of Canada—

Fiscal Years.	TOTAL WOOD MANUFACTURED.				WOOLLENS.			
	Values.				Values.			
	Great Britain.	United States.	Other Countries.	Totals.	Great Britain.	United States.	Other Countries.	Totals.
	\$	\$	\$	\$	\$	\$	\$	\$
1868	6,895	32,853	31,745	71,493	1,602	7,743	19,530	28,875
1869	12,814	32,847	19,376	65,037	9,296	8,994	6,163	24,453
1870	15,707	42,468	28,357	86,532	2,043	11,524	21,203	34,770
1871	21,179	64,865	38,135	124,179	2,411	2,249	26,443	31,103
1872	19,896	110,205	22,362	152,463	2,799	4,422	28,241	35,462
1873	11,689	65,568	21,360	98,617	5,183	23,893	23,761	52,780
1874	15,910	46,918	7,739	70,567	9,782	10,149	6,790	26,721
1875	9,300	83,449	14,814	107,563	4,359	7,866	5,729	17,954
1876	19,821	147,349	29,016	196,186	34,473	4,208	6,568	45,249
1877	46,156	210,789	40,509	297,454	14,396	1,667	22,589	38,652
1878	126,803	145,635	36,755	309,193	5,852	2,691	25,351	33,897
1879	129,989	148,323	22,506	300,818	5,007	824	29,294	35,125
1880	169,122	217,181	23,435	409,738	4,173	7,869	20,645	32,687
1881	145,709	246,419	22,196	414,324	2,983	2,592	16,106	21,681
1882	213,023	266,906	20,965	500,894	1,788	7,942	16,022	25,752
1883	247,495	254,627	38,753	540,875	3,013	8,532	19,751	31,296
1884	253,919	297,216	70,560	621,695	15,348	2,321	23,391	41,060
1885	268,283	372,196	45,920	685,999	27,057	2,849	25,827	55,733
1886	190,814	417,206	29,571	637,591	5,608	5,739	16,936	28,283
1887	159,831	386,851	26,530	573,212	7,903	3,027	14,163	25,093
1888	210,669	403,362	38,669	652,700	4,274	18,814	21,807	44,895
1889	245,920	410,512	40,526	696,958	14,763	11,309	16,007	42,079
1890	356,399	457,863	56,204	870,466	6,919	2,390	10,681	19,990
1891	406,970	566,422	51,056	1,024,448	11,613	9,161	17,754	38,528
1892	485,470	570,660	30,293	1,086,423	7,965	42,922	29,757	80,644
1893	488,508	698,125	94,357	1,280,990	6,358	1,645	27,989	35,992
1894	725,833	498,806	123,560	1,348,199	4,417	2,201	23,644	30,262
1895	750,864	471,773	66,985	1,289,622	7,830	42,610	21,502	71,942
1896	831,502	641,241	82,365	1,555,108	3,829	35,476	23,088	62,393
1897	913,707	665,730	72,880	1,652,317	11,835	5,533	30,496	47,884
1898	1,671,032	583,529	117,478	2,372,039	4,852	15,491	14,758	35,191
1899	2,024,230	654,633	140,845	2,819,708	4,710	7,426	15,469	27,605
1900	1,530,501	1,368,738	228,003	3,127,242	18,189	5,962	23,610	47,761
1901	1,678,921	1,061,288	222,479	2,962,688	8,287	34,089	14,673	57,049
1902	1,658,409	1,255,696	275,738	3,189,843	23,263	16,651	20,016	59,930
1903	2,086,094	1,926,025	461,833	4,473,952	16,206	17,940	21,746	55,892
1904	1,423,762	1,904,466	304,995	3,633,223	6,403	12,383	38,218	57,004
1905	1,306,026	2,799,220	311,792	4,417,038	8,384	9,626	40,289	58,299
1906	1,672,470	2,542,549	397,898	4,612,917	4,222	18,232	45,514	67,968
1907*	888,685	2,451,918	269,334	3,609,937	2,570	7,416	19,827	29,813

\*9 months.

## SESSIONAL PAPER No. 10

Manufactures—*Concluded.*

ALL OTHER ARTICLES, N. E. S.				TOTALS.				Fiscal Years.
Values.				Values.				
Great Britain.	United States.	Other Countries.	Totals.	Great Britain.	United States.	Other Countries.	Totals.	
\$	\$	\$	\$	\$	\$	\$	\$	
1,308	130,744	39,562	171,614	1,107,408	682,851	310,152	2,100,411	1868
38	79,931	42,879	122,848	1,385,965	720,774	305,820	2,412,559	1869
17,849	196,506	54,053	268,388	1,009,044	1,086,083	465,243	2,550,370	1870
4,914	219,122	45,458	269,494	942,127	1,091,801	398,822	2,432,750	1871
5,887	217,780	49,594	273,261	799,413	1,439,062	478,024	2,716,499	1872
26,914	232,698	81,621	341,233	1,428,748	1,541,698	639,457	3,609,903	1873
27,053	275,844	70,397	373,294	1,367,944	1,134,345	414,366	2,946,655	1874
8,669	190,509	71,608	270,786	1,571,556	986,604	470,352	3,028,512	1875
22,998	216,082	53,668	292,748	2,965,249	1,047,211	1,135,741	5,148,201	1876
19,673	151,287	64,948	235,908	2,098,817	988,433	1,018,172	4,105,422	1877
47,102	253,229	99,332	399,663	2,224,373	983,027	920,355	4,127,755	1878
63,042	195,720	61,310	320,072	1,107,385	881,685	711,211	2,700,281	1879
51,398	331,260	55,084	437,742	1,386,746	1,283,342	572,529	3,242,617	1880
55,569	415,795	55,466	526,830	1,211,915	1,310,557	552,623	3,075,095	1881
65,872	381,042	74,129	521,043	1,398,147	1,339,614	591,837	3,329,598	1882
48,197	560,151	65,516	673,864	1,211,189	1,603,274	688,757	3,503,220	1883
48,292	501,380	135,237	684,909	1,443,630	1,265,652	868,253	3,577,535	1884
49,605	445,904	86,991	582,500	1,335,706	1,135,741	710,954	3,181,501	1885
75,234	425,612	57,314	558,160	1,026,861	1,207,356	589,920	2,824,137	1886
90,481	416,501	79,333	586,315	1,270,162	1,289,052	520,758	3,079,972	1887
75,137	539,056	93,283	707,476	1,762,894	1,632,025	766,363	4,161,282	1888
43,616	649,770	82,311	775,697	1,679,359	1,822,948	932,642	4,434,949	1889
32,143	583,187	70,785	686,115	1,816,147	2,667,282	1,257,755	5,741,184	1890
64,492	589,614	71,268	725,284	2,252,295	3,006,423	1,037,531	6,296,249	1891
67,605	289,291	70,371	427,267	2,617,472	3,006,708	1,416,808	7,040,988	1892
59,086	453,078	147,399	659,563	2,454,009	3,563,827	1,676,123	7,693,959	1893
65,050	308,175	194,017	567,242	3,120,614	2,448,697	2,123,534	7,692,755	1894
114,945	349,772	113,305	569,022	2,944,280	3,030,449	1,794,146	7,768,875	1895
105,761	373,325	139,817	618,903	3,799,266	3,531,239	2,034,879	9,365,384	1896
104,167	343,726	176,751	624,644	3,617,128	3,213,677	2,691,209	9,522,014	1897
145,381	380,125	179,076	704,582	4,900,806	2,829,510	2,948,000	10,678,316	1898
158,918	485,331	187,476	831,725	5,474,562	3,150,711	3,081,434	11,706,707	1899
472,105	742,757	305,420	1,520,282	5,625,073	4,857,413	3,741,801	14,224,287	1900
598,372	817,564	436,752	1,852,688	6,652,336	4,963,247	4,396,625	16,012,208	1901
923,724	924,845	613,778	2,462,347	7,322,602	6,024,373	5,115,995	18,462,970	1902
580,129	814,632	967,231	2,361,992	6,728,298	8,236,129	5,660,540	20,624,967	1903
671,871	1,024,309	1,030,344	2,726,524	6,231,094	7,416,498	6,216,457	19,864,049	1904
1,181,317	1,384,452	1,190,692	3,756,461	6,378,419	8,280,842	6,532,072	21,191,333	1905
1,505,646	1,575,999	1,362,173	4,443,818	7,233,232	9,652,328	7,675,552	24,561,112	1906
1,177,577	1,165,246	1,193,527	3,536,350	5,036,956	7,924,107	6,126,925	19,087,988	1907

7-8 EDWARD VII., A. 1908

No. 18 (G).—EXPORTS of Canada—

Fiscal Years.	(A) * MISCELLANEOUS ARTICLES.				(B) TOTAL EXPORTS OF MERCHANDISE, THE PRODUCE OF CANADA.			
	Values.				Values.			
	Great Britain.	United States.	Other Countries.	Totals.	Great Britain.	United States.	Other Countries.	Totals.
	£	£	£	£	£	£	£	£
1868	15,791	271,007	15,482	302,280	17,905,808	22,387,846	5,249,523	45,543,177
1869	14,480	298,186	37,893	350,559	20,486,389	23,640,188	5,196,727	49,323,304
1870	16,437	335,000	20,215	371,652	22,512,991	27,398,930	6,169,271	56,081,192
1871	22,600	342,323	22,631	387,554	21,733,556	26,715,690	6,732,110	55,181,356
1872	73,807	391,691	50,487	515,985	25,223,785	29,984,440	7,735,802	62,944,027
1873	55,053	383,391	26,848	465,292	31,402,234	33,421,725	8,421,647	73,245,606
1874	35,547	358,666	25,587	419,800	35,769,190	30,380,556	7,777,002	73,926,748
1875	54,183	337,426	17,572	409,181	34,199,134	25,683,818	7,607,941	67,490,893
1876	52,946	326,242	14,180	393,368	34,379,005	27,451,150	8,031,694	69,861,849
1877	19,764	287,326	13,726	320,816	35,491,671	22,160,666	8,212,543	65,864,880
1878	31,844	367,133	2,894	401,871	35,861,110	22,131,343	7,747,681	65,740,134
1879	28,802	356,811	1,386	386,999	29,393,424	23,149,909	7,546,245	60,089,578
1880	30,653	608,668	834	640,155	35,208,031	26,762,705	8,125,455	70,096,191
1881	31,106	588,276	2,800	622,182	42,637,219	31,015,109	7,269,051	80,921,379
1882	17,811	514,680	3,444	535,935	39,816,813	41,687,638	8,538,260	90,042,711
1883	19,741	502,050	7,104	528,895	39,538,067	36,096,501	8,651,139	84,285,707
1884	38,958	507,691	14,041	560,690	37,410,870	31,631,622	8,089,587	77,132,079
1885	54,684	485,964	16,726	557,374	36,479,051	32,618,593	7,085,874	76,183,518
1886	47,136	551,503	5,372	604,011	36,694,263	31,503,292	6,777,951	74,975,506
1887	62,884	569,918	11,559	644,361	38,714,331	32,273,033	6,976,656	77,964,020
1888	66,340	701,616	5,921	773,877	33,648,284	37,323,161	7,326,305	78,297,750
1889	53,995	727,273	2,384	783,652	33,504,281	36,449,288	7,248,235	77,201,804
1890	5,352	76,773	381	82,506	41,499,149	33,291,207	7,545,158	82,335,514
1891	360	43,144	1,833	45,337	43,243,784	34,829,436	7,684,524	85,757,744
1892	50	70,621	847	71,518	54,949,055	31,317,857	9,417,341	95,684,253
1893	47,618	45,876	198	93,692	58,409,606	33,813,802	9,783,082	102,006,490
1894	20,052	54,308	967	75,327	60,878,056	29,297,598	10,411,199	100,586,853
1895	14,191	70,617	1,130	85,938	57,903,564	32,303,773	9,321,014	99,528,351
1896	19,968	87,589	1,708	109,265	62,717,941	34,460,428	9,200,383	106,378,752
1897	28,056	33,760	1,715	63,531	69,533,852	39,717,057	10,434,501	119,685,410
1898	6,443	51,562	3,400	61,405	93,065,019	34,361,795	12,494,118	139,920,932
1899	43,458	53,238	2,473	99,169	85,113,681	34,766,955	12,920,626	132,801,262
1900	58,289	117,024	32,757	208,070	96,562,875	52,534,977	14,412,938	163,510,790
1901	27,596	9,305	7,588	44,489	92,857,525	67,983,673	16,590,188	177,431,386
1902	31,056	1,146	397	32,599	109,347,345	66,567,784	20,104,634	196,019,763
1903	21,704	44,655	17,425	83,784	125,199,980	67,766,367	21,435,327	214,401,674
1904	14,203	100,456	7,049	121,708	110,120,892	66,856,885	21,436,662	198,414,439
1905	24,554	9,950	15,171	49,675	97,114,867	70,426,765	23,313,314	190,854,946
1906	45,614	20,234	19,058	84,906	127,456,465	83,546,306	24,481,185	235,483,956
1907	78,773	59,982	9,253	148,008	98,691,186	62,180,439	19,673,681	180,545,306

† 9 months.

\* Includes 'Household effects' prior to 1890.



## SESSIONAL PAPER No. 10

## Miscellaneous and Recapitulation.

(C) ESTIMATED SHORT REPORTED	(D) COIN AND BULLION.				(E) GRAND TOTAL EXPORTS, THE PRODUCE OF CANADA.				Fiscal Years.
	Values.				Values.				
	United States.	Great Britain	United States.	Other Countries.	Totals.	Great Britain	United States.	Other Countries.	
\$	\$	\$	\$	\$	\$	\$	\$	\$	\$
2,961,722	889,032	3,975,189	1,947	4,866,168	18,794,840	29,324,757	5,251,470	53,371,067	1868
3,077,468	12,486	4,205,722		4,218,208	20,498,875	30,923,378	5,196,727	56,618,980	1869
2,962,398	1,134,784	6,867,494		8,002,278	23,647,777	37,228,822	6,169,271	67,045,868	1870
2,448,668	2,576,738	4,113,612		6,690,350	*24,310,294	*33,277,970	*6,732,110	*64,320,374	1871
2,887,056	5,355	3,388,765	616,278	4,010,398	25,229,110	36,260,261	8,352,080	69,841,481	1872
3,292,419		3,740,957	105,030	3,845,987	31,402,234	40,455,101	8,526,677	80,384,012	1873
2,815,249	67,652	1,928,183		1,995,835	35,836,842	35,123,988	7,777,092	78,737,832	1874
2,218,930		1,039,837		1,039,837	34,199,134	28,912,585	7,607,941	70,749,660	1875
2,629,588	38,017	1,202,020		1,240,037	34,417,022	31,282,758	8,031,694	73,731,474	1876
2,165,666					35,491,671	24,326,332	8,212,543	68,030,546	1877
2,249,666					35,861,116	24,341,009	7,747,681	67,989,800	1878
2,341,447					29,393,424	25,491,356	7,546,245	62,431,025	1879
2,803,566					35,208,031	29,566,211	8,125,455	72,899,697	1880
3,023,322					42,637,219	34,038,431	7,269,051	83,944,701	1881
4,094,946					39,816,813	45,782,584	8,538,260	94,137,657	1882
3,416,724					39,538,067	39,513,225	8,651,139	87,702,431	1883
2,701,019					37,410,870	34,332,641	8,089,587	79,833,098	1884
2,948,217					36,479,051	35,566,810	7,085,874	79,131,735	1885
2,781,198					36,694,263	34,284,490	6,777,951	77,756,704	1886
2,996,889					38,714,331	35,269,922	6,976,656	80,960,909	1887
3,084,322					33,648,284	40,407,483	7,326,305	81,382,072	1888
3,070,652					33,504,281	39,519,910	7,248,235	80,272,456	1889
2,922,072					41,499,149	36,213,279	7,545,158	85,257,586	1890
2,913,994		129,328		129,328	43,243,784	37,872,758	7,684,524	88,801,066	1891
3,348,213		306,447		306,447	54,949,055	34,972,517	9,417,341	99,338,913	1892
3,482,308		309,459		309,459	58,409,606	37,605,569	9,783,082	103,798,257	1893
3,264,911		310,606		310,006	60,878,956	32,872,515	10,411,199	104,161,770	1894
3,300,090		256,571		256,571	57,903,564	35,860,434	9,321,014	103,085,012	1895
3,329,053	1,000	206,447	85	207,532	62,718,941	37,995,928	9,290,468	109,915,337	1896
3,947,130		327,298		327,298	69,533,852	43,991,485	10,434,501	123,959,838	1897
4,627,730		1,045,723		1,045,723	93,065,019	40,035,248	12,494,118	145,594,385	1898
4,559,530	874	1,100,371		1,101,245	85,114,555	40,426,856	12,920,626	138,462,037	1899
5,461,511		1,670,068		1,670,068	96,562,875	59,666,556	14,412,938	170,642,369	1900
					92,857,525	67,983,673	16,590,188	177,431,386	1901
					109,347,345	66,567,784	20,104,634	196,019,763	1902
					125,199,980	67,766,367	21,435,327	214,401,674	1903
					110,120,892	66,856,885	21,436,662	198,414,439	1904
					97,114,867	70,426,765	23,313,314	190,854,946	1905
					127,456,465	83,546,306	24,481,185	235,483,956	1906
					98,691,186	62,180,439	19,673,681	186,545,306	+1907
After 1900 no estimate is made of the amount short reported in Exports to United States.									

\* Includes exports from Manitoba, for only three months ended June 30, 1871.

## No. 19.

IMPORTS AND EXPORTS OF CANADA FROM AND TO EACH PRINCIPAL COUNTRY OF THE BRITISH EMPIRE  
AND FOREIGN COUNTRIES DURING EACH FISCAL YEAR, 1903 TO 1907.

## BRITISH EMPIRE.

## IMPORTS INTO CANADA FROM GREAT BRITAIN.

ARTICLES.	1903.		1904.		1905.		1906.		1907. (9 mos.)	
	Quantity.	Value.	Quantity.	Value.	Quantity.	Value.	Quantity.	Value.	Quantity.	Value.
Ale, beer and porter.....Dut. Galls.	135,505	198,859	163,812	131,450	174,120	144,193	184,292	157,118	169,362	150,606
Animals, living -										
Cattle.....(Dut. No.	96	15,519	94	9,800	72	5,862	119	12,741	12	2,500
.....(Free. " "	363	71,017	161	22,909	60	9,300	119	12,741	91	13,950
Horses.....(Dut. " "	.....	.....	6	359	32	1,486	1	25	26	25,684
.....(Free. " "	215	112,737	411	275,582	454	333,288	805	358,279	1,337	696,872
Sheep.....(Dut. " "	.....	.....	103	3,110	.....	.....	138	1,950	441	14,030
.....(Free. " "	49	1,120	124	4,031	267	6,270	318	8,236	523	14,385
All other.....(Dut. " "	.....	258	.....	636	.....	1,404	.....	294	.....	358
.....(Free. " "	.....	23,898	.....	9,916	.....	4,960	.....	4,780	.....	6,429
Totals, animals living.....(Dut. " "	.....	15,807	.....	13,705	.....	8,952	.....	2,269	.....	42,572
.....(Free. " "	.....	209,072	.....	313,468	.....	353,818	.....	384,036	.....	731,636
Articles imported by or for the use of the Dominion Government, or any of the Departments thereof, or by and for the Senate and House of Commons, &c.....Free.....	.....	855,190	.....	1,490,170	.....	625,492	.....	794,407	.....	1,112,009
Army, military and naval clothing, musical instruments for bands, military stores and munitions of war....." "	.....	70,728	.....	8,592	.....	6,685	.....	5,782	.....	440
Bells, for use of churches....." "	.....	3,879	.....	4,906	.....	1,692	.....	7,298	.....	7,024
Bells and gongs, N.E.S.....Dut.....	.....	553	.....	1,457	.....	1,303	.....	1,166	.....	836

## SESSIONAL PAPER No. 10

Blueing, laundry.....	Dut.....	20,224	21,079	21,496	23,299	20,329
Books, periodicals, &c.....						
Advertising pamphlets, pictorial show cards, circulars, &c.....	Dut. Lbs.	31,858	43,351	48,358	59,340	69,433
Bibles, prayer books, psalm and hymn books and religious tracts, &c.....	Free.	88,839	103,349	119,743	123,294	74,147
Newspapers and quarterly monthly and semi-monthly mag- azines and weekly literary pa- pers, unbound.....	"	31,327	36,168	40,959	53,036	38,147
Novels or works of fiction or liter- ature of a similar character, un- bound or paper bound or in sheets, &c.....	Dut.....	15,229	15,413	17,544	19,117	20,015
Periodicals and pamphlets, N.E.S. All other.....	"	163,793	181,987	218,401	228,011	208,985
	"	49,427	47,549	56,372	47,825	50,569
	"	63,736	76,603	82,059	77,690	85,751
Totals, books, &c.....	(Dut.....)	235,209	255,557	305,171	308,411	296,801
	(Free.....)	186,922	216,129	242,761	254,029	198,015
Boots, shoe and stay laces.....	Dut.....	62,818	87,679	75,619	85,567	91,063
Braces and suspenders and metal parts of.....	"	35,001	28,731	19,833	23,916	17,411
Breadstuffs.....						
Arrowroot and tapioca.....	Dut. Lbs.	700,533	389,767	15,394	639,359	926,472
Beans.....	" "	106,211	114,352	21,065	292,567	345,109
Rice, cleaned.....	" "	7,828,131	5,884,135	4,546,717	4,292,488	97,449
" mealined, unbulled, or l- paddy.....	" "	3,695,390	2,126,892	11,557	3,699,133	55,672
All other.....	(Dut.....)	78,913	38,839	33,594	37,128	38,634
	(Free.....)	43	295	56	56	.....
Totals, breadstuffs.....	(Dut.....)	304,325	240,483	170,480	239,288	213,474
	(Free.....)	43	205	56	56	.....
Bricks, clays and tiles.....						
Bricks, building.....	Dut. M.	143	6,551	2,430	770	442
Bricks, fire and stove linings, N.E.S.....	"	5,481	2,292	3,713	4,879	19,306
Bricks, fire, for use in process of manufacture.....	Free, M.	7,892	119,352	114,348	8,749	6,602
Bricks, paving.....	Dut. "	568	4,790	60	35	30
China clay.....	Free (wt	134,356	60,922	79,840	118,654	146,831
Drain pipes, sewer pipes, chimney linings or vents, chimney tops and inverted blocks, glazed or unglazed.....	Dut.....	9,645	8,977	17,977	19,911	15,743



## SESSIONAL PAPER No. 10

Cement— Portland .....	Dut.	Cwt.	701,775	188,751	491,798	178,217	482,795	161,491	705,565	217,753	783,727	241,443
All other .....	"			4,003		2,810		3,969		5,365		3,281
Totals, cement.....	"			189,754		181,027		108,463		223,118		244,674
Clocks, clock keys and clock move- ments .....	Dut.			12,389		10,250		12,650		10,660		12,726
Cloths, not rubbered or made water- proof, whether of wool, cotton, union silk, or ramie, sixty inches or over in width and weighing not more than seven ounces to the square yard, imported exclusively for the manufacture of Mackintosh clothing .....	"	Yds.	491,605	98,045	365,732	68,529	257,126	51,789	113,713	21,609	19,352	3,148
Coal and coke— Coal, anthracite.....	Free	Tons	62,638	345,015	13,411	51,356	19,799	81,509	48,247	102,953	22,920	82,314
" bituminous .....	Dut.	"	99,781	344,467	123,554	284,626	46,447	106,436	22,329	47,267	31,935	82,414
" dust .....	"	"	7,265	11,902	45,629	52,947	7,398	13,131	725	1,719	3,603	5,249
Coke .....	Free	"	15,638	70,439	5,873	22,440	2,727	8,487	6,011	31,311	7,595	44,725
All other (charcoal).....	Dut.			16,145		16,243		10,639		14,813		10,480
Totals, coal, coke, &c.....	( Dut. ( Free			366,514 415,484		347,780 73,796		130,206 89,996		63,799 194,264		98,543 127,069
Cocoa beans, nibs, paste chocolate ( Dut. and preparations of.....	Free	Lbs.	933,786	176,460	1,168,297	211,689	1,136,090	220,965	1,400,580	230,641	907,313	199,524
Coffee and imitations of.....	( Dut. ( Free	"	172,571	26,789	146,952	18,254	305,085	40,340	241,419	33,525	250,365	39,974
		"	86,533	7,926	94,474	7,191	253,812	15,001	251,611	18,483	175,438	12,239
		"	481,828	65,643	947,279	120,031	789,494	104,063	954,548	124,544	661,346	78,334
Collars and cuffs— Collars .....	Dut.	Doz.	40,526	37,409	41,893	37,643	52,268	49,221	51,451	46,127	40,342	37,161
Cuffs .....	"	Pairs.	9,028	1,154	7,271	1,045	5,610	956	6,522	861	8,577	1,069
Totals, collars and cuffs .....	"			38,563		38,688		50,177		46,988		38,230
Combs.....	Dut.			60,262		71,374		67,322		86,189		84,777
Cor-lage, rope and twine.....	( Dut. ( Free			107,265		155,046		133,117		167,506		104,703
				58,487		9,086		11,496		27,507		93,326



7-8 EDWARD VII., A. 1908

No. 19—Continued.  
IMPORTS INTO CANADA FROM GREAT BRITAIN—Continued.

ARTICLES.	1903.			1904.			1905.			1906.			1907 (9 mos.)		
	Quantity.	Value.		Quantity.	Value.		Quantity.	Value.		Quantity.	Value.		Quantity.	Value.	
Cotton and mfrs. of—		\$			\$			\$			\$			\$	
Bookbinder's cloth .....	.....	22,189	.....	.....	25,530	.....	.....	30,451	.....	.....	26,424	.....	.....	21,978	.....
Clothing .....	.....	129,386	.....	.....	160,501	.....	.....	201,011	.....	.....	248,645	.....	.....	271,485	.....
Cotton waste, not dyed, &c. ....	549,768	26,246	Free Lbs.	803,924	41,730	Free Lbs.	951,046	56,295	1,211,913	72,722	668,331	31,907	668,331	31,907	.....
" wool or raw cotton .....	256,371	28,788	"	23,328	4,249	"	289,998	30,876	7,665	1,185	7,145	890	7,145	890	.....
Embroideries, white .....	.....	75,744	"	.....	39,707	"	.....	67,613	106,713	106,713	106,713	476,599	106,713	476,599	.....
Fabrics, gray, unbleached .....	4,297,420	151,132	Yds.	2,501,818	106,274	"	562,509	18,036	78,648	5,650	2,657,526	157,890	2,657,526	157,890	.....
" white or bleached .....	9,909,853	679,556	"	12,255,252	914,149	"	11,924,028	908,401	12,823,820	1,033,763	12,969,623	1,182,360	12,969,623	1,182,360	.....
" printed, dyed or coloured, N.O.P. ....	29,787,154	2,842,555	"	29,631,645	3,052,712	"	27,077,312	2,801,754	30,190,812	3,020,898	27,612,348	2,754,594	30,190,812	2,754,594	.....
Handkerchiefs .....	.....	209,007	"	.....	262,339	"	.....	265,652	.....	.....	289,114	.....	.....	277,450	.....
Sewing thread, in hanks, three or six cords .....	669,305	401,338	"	661,957	416,658	"	610,630	381,170	640,457	383,822	477,807	334,469	477,807	334,469	.....
Sewing thread, on spools .....	.....	140,912	"	.....	121,937	"	.....	143,805	.....	.....	158,526	.....	.....	136,910	.....
Sheets and bed quilts and damask of cotton, N.O.P. ....	.....	.....	"	.....	132,015	"	.....	136,076	.....	.....	179,902	.....	.....	175,550	.....
Shirts .....	5,395	28,915	Doz.	7,476	39,222	"	11,935	48,742	11,822	57,081	10,614	99,143	10,614	99,143	.....
Stocks and stockings .....	53,881	73,653	Doz. pairs.	83,156	118,396	"	80,131	104,979	94,242	127,760	75,933	86,222	75,933	86,222	.....
Towels .....	.....	56,270	"	.....	67,615	"	.....	68,188	.....	.....	96,649	.....	.....	.....	.....
Uncoloured cotton fabrics—															
Serims and window serims, cambric cloths, &c. ....	2,395,056	187,615	Yds.	2,652,878	171,268	"	1,496,360	120,652	1,947,767	164,568	1,602,205	145,957	1,602,205	145,957	.....
Velvets, velveteens and plush fabrics, N.E.S. ....	1,159,506	264,477	"	1,080,730	240,675	"	1,248,215	296,137	1,448,311	348,638	1,177,494	290,224	1,177,494	290,224	.....
Yarns, cotton .....	652,898	232,838	Free Lbs.	783,811	241,016	"	828,051	241,873	981,937	304,979	609,495	211,101	609,495	211,101	.....
" knitting, hosiery or other cotton yarns .....	50,626	11,167	"	85,637	17,794	"	98,360	23,143	71,419	17,094	251,212	52,642	251,212	52,642	.....
All other .....	.....	152,733	"	.....	197,115	"	.....	197,293	.....	.....	259,461	246,947	.....	246,947	.....
(Free .....	.....	3,922	"	.....	4,009	"	.....	4,365	.....	.....	1,501	4,725	.....	4,725	.....
Totals, cotton and mfrs. of .....	.....	5,512,475	"	.....	6,058,410	"	.....	5,782,676	.....	.....	6,498,293	6,743,806	.....	6,743,806	.....
(Free .....	.....	284,963	"	.....	316,572	"	.....	303,860	.....	.....	406,811	270,601	.....	270,601	.....
Curtains and shams .....	.....	412,219	"	.....	427,432	"	.....	387,627	.....	.....	435,905	384,905	.....	384,905	.....

## SESSIONAL PAPER No. 10

Drugs, dyes and chemicals—									
Aniline dyes and coal tar dyes in									
bulk or packages of not less than									
1 pound.....									
Aniline salts and arseniate of aniline.....	Free.	Lbs.	91,865	24,838	92,786	28,297	63,386	17,204	107,107
.....	"	"	175,251	14,234	112,681	11,026	142,188	11,471	138,682
Borax.....	"	"	2,338,103	72,511	2,417,279	80,707	2,698,133	85,052	2,413,667
Brimstone, crude.....	"	"	9,713,766	105,716	8,687,364	88,240	14,326,373	145,279	14,698,027
Chloride of lime.....	"	"	2,206,676	27,082	2,224,836	27,428	3,773,111	35,090	3,838,633
Cream of tartar, in crystals.....	"	"	149,204	21,070	176,194	30,642	113,639	18,187	81,872
Extract of logwood.....	"	"	1,265,168	58,685	1,911,259	71,891	1,195,117	39,962	3,185,122
Gelatin and isinglass.....	Dut.	"	24,241	13,338	21,273	12,345	14,563	12,365	18,237
Glycerine, N.E.S.....	"	"	749,117	92,189	954,691	111,338	1,036,927	112,332	1,229,898
Glycerine for the manufacture of explosives.....	"	"	780,746	91,112	892,125	99,815	1,665,792	174,585	2,066,732
Ginseng.....	Free.	"	56,125	121,578	18,570	17,836	13,875	28,479	16,447
Liquorice.....	Free.	"	102,388	16,953	140,888	27,983	25,871	7,961	97,224
Proprietary medicines, all kinds.....	Dut.	"	44,537	4,688	83,667	6,881	95,406	8,712	219,319
Soda, bicarbonate of.....	"	"	2,459,281	80,146	2,588,997	97,297	3,542,532	40,820	4,509,311
Soda, ash.....	Lbs.	"	9,989,413	82,813	13,046,913	24,353	12,378,622	98,078	13,079,729
Soda, ash.....	Free.	"	219,857	11,698	175,390	7,892	176,727	7,878	149,524
" bichromate.....	"	"							
" caustic, in packages less than 25 lbs. each.....	Dut.	"	6,116,897	106,530	8,833,536	144,439	9,312,856	106,901	7,883,818
Soda, caustic, in packages not less than 25 lbs. each.....	Free.	"	8,787	398	1,333	32	22,562	785	82,531
Soda, nitrate of.....	"	"	3,220,528	18,012	3,783,562	19,809	3,365,341	18,751	3,865,811
" sul.....	"	"							
" silicate of, in crystal or in solution.....	"	"	1,378,800	10,233	925,339	5,694	700,436	4,901	881,961
All other.....	Dut.	"	289,318	290,345	229,566	226,684		231,231	269,020
.....	Free.	"						201,727	230,486
Totals, drugs, dyes, &c.....	Dut.	"	667,545	804,031	599,453	876,520		733,473	807,715
.....	Free.	"						862,230	937,486
Earthenware and Chinaware—									
Decorated, printed or sponged, and all earthenware, N.E.S.....	Dut.	"	425,988		580,024			94,212	126,128
China and porcelainware.....	"	"	74,565		101,181			53,976	40,113
Tableware of China, porcelain or other clay.....	"	"	*		*			741,163	699,416
White granite or ironstone ware, C.C. or cream coloured ware.....	"	"	290,358		227,193			35,708	38,573
All other.....	"	"	84,369		47,949			33,294	67,543
Totals, earthenware, &c.....	"	"	785,270		956,649			957,513	971,823
Elastic.....	Dut.	"	73,711		82,031			87,103	91,468

\* Not separately stated prior to 1905.

No. 19—Continued.  
IMPORTS INTO CANADA FROM GREAT BRITAIN—Continued.

ARTICLES.	1903.		1904.		1905.		1906.		1907 (9 mos.)	
	Quantity.	Value.	Quantity.	Value.	Quantity.	Value.	Quantity.	Value.	Quantity.	Value.
Electric apparatus. . . . . ( Dut. . . . .		\$ 53,214		\$ 59,314		\$ 30,798		\$ 81,301		\$ 84,700
Embroideries, N. O. P. . . . . ( Free . . . . .		35,517		31,457		16,542		111		57,946
Fancy goods—										
Bead ornaments and statuettes, N. E. S. . . . . Dut. . . . .		10,623		16,253		9,560		4,486		7,408
Braids, trapelets, cords, &c. . . . . " . . . . .		175,669		184,143		171,172		136,366		126,445
Feathers . . . . . " . . . . .		219,125		300,605		230,206		171,043		194,459
Flowers, artificial . . . . . " . . . . .		59,317		70,718		69,832		86,361		124,613
Laces, lace collars and similar goods, &c. . . . . " . . . . .		776,609		832,680		830,499		1,011,486		605,228
All other . . . . . " . . . . .		38,796		105,679		58,875		74,378		55,508
Totals, fancy goods. . . . .		1,280,139		1,510,168		1,419,144		1,484,120		1,173,661
Fertilizers. . . . . ( Dut. . . . .		6,186		7,340		8,459		7,848		2,631
Free . . . . . ( Free . . . . .		16,918		2,389		4,785		1,771		3,274
Fisheries, articles for use of . . . . . ( Dut. . . . .		24,646		34,610		32,389		25,278		18,345
Free . . . . . ( Free . . . . .		340,924		304,663		288,953		312,910		189,225
Fish and fish products . . . . . ( Dut. . . . .		63,230		69,893		85,642		85,638		81,531
Free . . . . . ( Free . . . . .										
Flax, hemp and jute, and wifs, of—										
Carpeting, rugs, matting and mats. . . . . Dut. . . . .		77,383		72,376		68,271		61,284		30,766
Damask of linen, stair linen, diaper, napkins, doilies, tray cloths, quilts and like articles of linen, N. O. P. . . . . " . . . . .		529,269		591,419		606,900		639,633		523,084
Handkerchiefs. . . . . " . . . . .		145,877		172,707		161,975		195,108		153,061
Hemp, undressed. . . . . Free. Cwt. . . . .		67,976		333,773		407,469		455,496		193,900
Jute cloth, as taken from the loom, not coloured, cropped, mangled, pressed, calendered, nor finished in any way. . . . . Yds. . . . .		17,681,499		715,633		734,964		619,673		584,085
" . . . . .		735,221		18,801,730		17,657,079		12,449,339		8,672,458

## SESSIONAL PAPER No. 10

Jute cloth, not otherwise finished than bleached or calendered....	Dut. Yds.	775,653	35,339	3,596,992	138,727	3,667,561	141,711	6,078,795	263,460	6,202,298	314,525
Jute, flax or hemp yarn, plain, dyed or coloured, jute canvas, not pressed or calendered, imported by manufacturers of carpets, rugs and mats, jute webbing or jute cloth, hammocks, twines, floor cloth and towels, for use in the manufacture of any of these articles only, in their own factories....	Free. Lbs.	1,896,723	147,390	2,223,661	162,462	2,454,252	184,164	2,999,327	272,977	2,951,413	336,945
Linen, brown or bleached....	Dut. Yds.	1,047,167	89,581	1,469,951	126,391	499,275	51,096	668,267	72,296	1,769,387	171,675
Linen duck, canvas, muckbacks or other mfrs. of flax, N.E.S....	" Lbs.	310,798	160,130	263,870	593,976	224,513	555,375	253,347	630,694	165,189	501,437
Linen thread....	" Doz.	620	6,360	645	5,970	1,024	8,884	267	2,896	623	5,461
Shirts....	"	153,575	153,575		169,132		169,702		170,261		154,557
Towels....	"	170,865	170,865		129,094		228,437		238,186		114,081
All other....	{ Free.	5,111			12,401		20,300		20,812		17,718
Totals, flax, hemp, &c....	{ Dut.	1,923,862			2,150,165		2,118,773		2,458,041		2,114,650
	{ Free....	1,435,511			1,224,269		1,353,037		1,368,958		1,132,648
Fruits--											
Dried fruits--											
Currents....	Dut. Lbs.	199,012	6,646	252,323	8,319	101,832	2,882	261,813	8,108	241,759	9,178
Dates....	" "	559,210	12,353	451,082	10,851	428,340	8,771	386,064	8,392	111,592	2,658
Figs....	" "	454,403	10,093	166,893	5,369	241,699	5,511	280,136	6,491	326,200	7,368
Raisins....	" "	222,740	11,528	274,808	14,349	469,719	15,791	843,225	28,150	335,235	19,965
All other, including nuts....	" "	219,963	7,533	221,172	11,300	136,263	10,222	149,830	13,619	226,009	17,084
Totals, fruits, dried....	" "	1,655,328	48,553	1,366,278	50,188	1,436,823	43,177	1,921,068	66,160	1,240,795	56,253
Green fruits--											
Grapes....	Dut. Lbs.	484,997	34,761	393,226	27,663	551,828	31,187	809,662	59,842	777,510	52,923
Oranges, lemons and limes....	{ Free.		124,242		103,153		64,037		114,445		8,783
All other....	{ Dut.		152		42				2		204
	{ Free....						11		85		
Totals, fruits, green....	{ Dut.		150,155		130,888		98,224		174,289		61,910
	{ Free....						11		85		95,083
Preserved fruits--											
Jellies, jams and preserves....	Dut. Lbs.	1,053,853	52,314	1,186,596	83,722	1,378,160	97,178	1,736,491	128,758	1,746,355	131,146
Fruits in air tight cans....	" "	518,029	22,523	345,363	15,887	151,712	7,580	560,778	26,409	436,241	25,357
All other....	{ Free.		1,948		1,630		1,109		2,188		3,116
	{ Free....				21		426		1,732		64
Totals, fruits, preserved....	{ Dut.		96,785		101,239		105,867		157,353		159,619
	{ Free....				21		426		1,732		64

## No. 19—Continued.

## IMPORTS INTO CANADA FROM GREAT BRITAIN—Continued.

ARTICLES.	1903.		1904.		1905.		1906.		1907 (9 mos.)	
	Quantity.	Value.	Quantity.	Value.	Quantity.	Value.	Quantity.	Value.	Quantity.	Value.
<i>Récapitulation.</i>										
Fruits.....		%		%		%		%		%
(Dut.....		304,493		282,315		247,268		397,801		277,782
(Free.....				21		487		1,817		95,147
Furs and manufactures of.....		310,129		335,074		421,291		562,158		379,210
Glass and manufactures of—		383,171		348,581		373,265		291,165		226,644
Common and colourless window glass.....										
Plain, coloured, opaque, stained or tinted or muffled glass in sheets, Plate glass, not bevelled, in sheets or panes not exceeding 7 sq. ft. each, N.O.P.....	7,840,049	223,049	9,873,828	242,642	9,126,065	227,672	14,956,487	340,183	8,340,462	230,914
Plate glass, not bevelled, in sheets or panes, exceeding 7 sq. ft. each and not exceeding 25 sq. ft. each, N.O.P.....	274,136	49,849	246,923	42,255	219,907	25,936	320,611	26,620	85,870	7,169
Plate glass, not bevelled, in sheets or panes, N.E.S.....	356,383	77,694	324,834	73,860	57,469	146,131	502,921	108,163	636,132	124,566
All other.....		110,353		149,652		237		190,410		170,810
(Dut.....				913				3,344		1,101
(Free.....		460,945		508,409		509,821		758,404		617,865
Totals, glass and mfrs. of.....				913		297		3,344		1,101
Gloves and mitts, all kinds.....		270,667		331,548		391,124		436,233		492,655
Glue, glue stock and muelage.....		34,327		29,085		38,178		60,387		46,164
Grasses, fibres and mfrs. of.....		272		835		310		477		419
Grease, all kinds.....	2,250	110,583	2,747	327,688	2,374	214,978	21,949	207,421	88,713	253,158
Gunpowder and other explosives.....	213,578	17,961	230,505	13,544	232,626	6,892	211,823	7,046	381,015	18,566
		168,104		210,499		248,231		397,922		331,267



## SESSIONAL PAPER No. 10

Gutta percha, India rubber and manufactures of .....	446,811	334,646	164,981	99,695	86,999
{ Free .....	7,119	4,496	26,379	4,496	3,146
{ Dut .....	7,357	10,958	12,745	13,694	13,706
Hair and manufactures of .....	16,030	17,516	25,777	21,451	42,615
Hats, caps and bonnets—					
Beaver, silk or felt .....	445,962	600,016	683,697	698,073	744,320
Straw, grass, chip or other material, N. E. S. ....	250,643	305,297	306,168	357,654	418,575
All other, including materials for same .....	75,601	83,139	31,528	24,069	28,368
{ Free .....	75,601	80,201	84,482	135,664	87,271
{ Dut .....	731,221	948,472	1,021,303	1,079,796	1,191,203
Totals, hats, caps, &c. ....	75,601	80,201	84,482	135,664	87,271
Hides and skins other than fur .....	1,301,762	791,538	1,462,778	2,109,182	1,346,032
Hops .....	20,321	35,863	41,069	45,926	45,733
Ink, writing and printing .....	23,433	23,761	26,881	24,892	20,193
{ Free .....	27	17	185	105	155
Ivory and manufactures of .....	9,898	11,631	26,717	25,287	20,577
Jewellery .....	74,356	95,168	82,427	92,523	115,955
Lumber, old or oakum .....	31,960	26,260	28,598	28,486	17,007
Leather and manufactures of—					
Boots and shoes .....	29,435	39,314	60,499	66,629	73,517
Calf, kid, lamb and sheep skins .....	60,145	69,779	71,134	68,750	55,494
Leather, belting .....	203,851	86,410	73,331	106,326	191,890
Leather, binding .....	25,122	23,026	27,890	23,890	22,031
Upper leather, including Dongola cordovan, kangaroo, &c., dressed, waxed or glazed .....	24,056	29,320	31,518	46,382	70,470
All other .....	117,973	121,970	147,799	184,483	322,058
Totals, leather and mfrs. of .....	316,966	369,819	415,171	496,460	735,490
Machine card clothing .....	37,489	19,013	18,710	28,526	9,873
Marble and manufactures of .....	2,631	2,362	1,956	6,552	5,463
Metals and minerals and mfrs. of .....					
{ Free .....	86,586	80,106	93,610	109,659	106,355
{ Dut .....	79,135	87,525	102,471	128,779	162,006
Brass and manufactures of .....					
{ Free .....	25,335	32,297	15,672	11,479	24,005
{ Dut .....	3,349	18,728	8,438	2,130	38,394
Copper and manufactures of—					
Copper in strips, sheets, plates, not planished or coated, &c. ....	1,595	1,962	571	498	7,296
Copper in pigs or ingots .....	252	3,311	12,362	12,121	34,985
All other .....	7,312	4,066	17,768	16,570	7,296
Totals, copper and mfrs. of .....	9,854	3,311	12,362	12,121	7,296
{ Free .....	36,056	55,001	41,878	29,879	97,384

No. 19—Continued.

IMPORTS INTO CANADA FROM GREAT BRITAIN---Continued.

7-8 EDWARD VII., A. 1908

ARTICLES.	1903.		1904.		1905.		1906.		1907 (9 mos.)	
	Quantity.	Value.	Quantity.	Value.	Quantity.	Value.	Quantity.	Value.	Quantity.	Value.
Metals and minerals and mfrs. of— Gold and silver and mfrs. of..... Dut.		% 75,194		% 97,629		% 115,331		% 209,794		% 159,153
Iron and steel and mfrs. of— Agricultural implements..... Dut.		23,605		23,079		21,295		39,668		21,485
Bar iron or steel rolled whether in coils, bundles, rods or bars, comprising rounds, ovals, squares and flats, and rolled shapes, N.O.P. .... " Cwt.	364,281	544,861	214,106	345,130	212,801	289,961	331,634	509,147	495,254	740,256
Chains ..... " Free		92,080		78,999		69,911		64,201		90,977
Cream separators and steel bowls for ..... " Dut.		174,275		171,114		159,125		205,670		111,546
Cutlery, ..... Builder's cabi- netmakers', upholsterers', &c. Hoop, band, scroll or strip of f iron or steel..... " Cwt.	38,117	67,645	24,380	92,586	33,823	68,385	35,486	81,046	24,652	62,310
Iron in pig, kettledge and cast scrap iron..... " Free, "		65,277		35,928		51,371		65,325	3,852	46,018
Dut. Tons.	55,049	901,619	42,059	550,300	23,054	272,311	38,281	481,024	89,540	1,260,731
Iron or steel ingots, cogged in- gots, blooms, slabs, billets, puddled bars, and loops or other forms, N.O.P., less fu- ished than iron or steel bars, but more advanced than pig iron, except castings..... " Cwt.	213,712	239,959	43,119	50,943	122,829	121,862	150,983	173,353	147,529	197,905
Iron or steel beams, sheets, plates, angles and knees, for iron, steel or composite ships or vessels ..... Free,	104,370	150,481	21,610	39,138	22,707	39,294	35,768	64,898	27,768	45,986

## SESSIONAL PAPER No. 10

Iron or steel sheets, Canada plates; Russia iron; tempo plate, and rolled sheets of iron or steel coated with zinc, spelter or other metal, of all widths or thickness, N.O.P. ....	554,125	1,362,973	510,034	1,088,416	295,059	607,800	258,383	573,009	178,409	383,408
Iron or steel sheets, flat, galvanized, (Free, " )					196,355	541,468	215,466	621,231	43,433	94,739
Iron or steel sheets, rolled, No. 17 (No. 14 after Nov. 29, 1906) (Free, " )	468,976	364,901	154,765	306,857	184,863	368,848	292,040	403,520	109,426	224,204
Iron or steel plates or sheets sheared or unsheared, and skelp iron or steel, sheared or rolled in grooves, &c. ....									66,885	155,481
Iron or steel scrap, wrought, being waste or refuse, including punchings, cuttings and clippings of iron or steel plates or sheets, having been in actual use; crop ends of tin plate bars, blooms and rails, the same not having been in actual use. ....	117,706	201,487	89,096	128,304	63,085	89,941	95,801	140,033	91,097	142,253
Iron or steel, rolled round wire rods, in the coil, not over 3 in. in diameter, imported by wire manufacturers for use in making wire in the coil in their factories. ....	599,189	487,709	191,219	154,840	138,951	98,928	224,611	167,830	348,312	276,231
Machinery. ....										
Railway fish-plates. ....	79,739	101,142	274,060	346,537	54,722	65,619	66,036	85,899	2,071	3,113
Rolled iron or steel beams, girders, joists, angles, channels, structural shapes, &c., of any weight, per lineal yard. ....		297,390		388,968		356,744		147,888		410,920
Rolled iron or steel plates, not less than 30 inches in width and not less than 3/4 inch in thickness, N.O.P. ....	3,652	98,085	1,248	68,733		64,538		40,586		37,519
Steel for saws and straw cutters, Steel in bars, bands, hoops, or roll or strips, sheets or plates, of any size, thickness or width when of greater value than 23c. (34c. after Nov. 29, 1906) (Free, " )	295,878	382,623	237,034	297,620	81,427	99,176	106,271	139,768	101,561	155,873
Steel rails (No. 14 after Nov. 29, 1906) (Free, " )	2,058	14,904	2,194	13,061	1,029	7,781	280	2,290	877	6,600
Tools and implements. ....	21,754	133,134	28,240	179,267	26,312	204,449	42,214	284,917	23,740	186,176
	5,236	80,219	3,052	72,607	10,773	230,751	28,088	639,264	20,552	148,906
	1,717,180	1,861,780	1,618,126	1,830,834	391,023	377,165			8,608	231,557
		70,453		62,220		68,233		81,300		76,761

7-8 EDWARD VII., A. 1908

No. 19.—Continued.  
IMPORTS INTO CANADA FROM GREAT BRITAIN—Continued..

ARTICLES.	1903.		1904.		1905.		1906.		1907 (9 mos.)	
	Quantity.	Value. \$	Quantity.	Value. \$	Quantity.	Value. \$	Quantity.	Value. \$	Quantity.	Value.
Metals and minerals and mfrs. of— <i>Con.</i>										
Iron and steel and mfrs. of— <i>Con.</i>										
Tubing.....	1,783,500	205,944	973,800	119,696		136,737		109,407		71,622
( <i>Free.</i> Lbs.)		61,448		51,776		40,162		58,154		113,397
Universal mill or rolled edge bridge plate (over 12 inches wide after Nov. 29, 1906) im- ported by manufacturers of bridges.....	7,265	10,135	7,784	9,899	3,210	4,199	1,494	1,933	1,567	2,779
( <i>Free.</i> )		972,518		1,544,648		1,164,788		1,615,297		2,023,940
All other.....		469,991		370,587		335,083		309,357		273,487
Totals, iron and steel and mfrs. of.....		7,394,643		6,201,500		5,531,818		7,535,302		8,045,385
( <i>Free.</i> )		2,801,333		2,891,800		1,088,770		766,854		1,171,755
Lead and mfrs. of—										
Bars and in sheets.....	8,947	26,480	12,517	32,368	15,956	43,781	14,320	49,302	12,840	52,939
Old scrap, pig and blocks.....	19,307	33,634	38,193	93,458	48,383	122,783	82,236	269,937	83,347	290,798
Twa lead.....	842,063	35,090	526,694	22,380	811,123	32,973	973,827	41,344	1,183,719	57,031
All other.....		12,321		18,859		18,116		16,979		24,155
( <i>Free.</i> )		12,214		15,858		13,616		19,728		21,283
Totals, lead and mfrs. of.....		74,435		146,685		184,680		336,218		365,892
( <i>Free.</i> )		47,304		38,238		46,581		61,072		78,314
Tin and mfrs. of—										
Tin in blocks, pigs and bars.....	7,784	229,878	8,506	229,319	10,047	282,128	10,815	371,471	8,794	354,890
Tin plates and sheets.....	571,852	1,697,069	412,186	1,215,700	406,455	1,206,906	350,397	1,134,492	351,900	1,174,010
All other.....		2,416		18,607		26,317		29,673		29,865
( <i>Free.</i> )				1,438		1,468		2,953		7,012
Totals, tin and mfrs. of.....		14,515		18,607		26,317		29,673		29,865
( <i>Free.</i> )		1,929,363		1,446,457		1,490,502		1,508,916		1,535,912
Zinc and mfrs. of—										
Spelter in blocks and pigs.....	9,616	45,646	6,983	34,750	9,930	53,811	11,202	65,168	10,129	67,301
Zinc in blocks, pigs and sheets..	9,297	50,152	6,071	33,005	7,116	42,306	8,420	56,385	7,429	50,797

## SESSIONAL PAPER No. 10

All other.....	{ Dut..... { Free.....	297.....	1,249.....	1,004.....	962.....	414.....
Totals, zinc and mfrs. of... Miscellaneous metals and minerals and mfrs. of— Pins, N.O.P.....	{ Dut..... { Free.....	297..... 95,798.....	1,249..... 67,755.....	1,004..... 96,117.....	962..... 121,553.....	414..... 118,098.....
Type for printing.....	{ Dut..... { Free.....	32,005.....	46,586.....	51,087.....	65,749.....	49,060.....
Yellow metal, in bars, bolts and for sheathing.....	{ Dut..... { Free.....	25,986.....	38,028.....	45,034.....	42,682.....	28,760.....
All other.....	{ Dut..... { Free.....	39,005..... 69,423..... 57,497.....	36,337..... 91,307..... 107,235.....	20,225..... 78,016..... 83,267.....	26,628..... 120,629..... 129,797.....	1,631..... 105,341..... 129,572.....
Totals, miscellaneous metals and minerals and mfrs. of... <i>Recapitulation.</i>	{ Dut..... { Free.....	127,474..... 96,702.....	175,421..... 143,572.....	174,767..... 105,492.....	229,060..... 156,425.....	183,161..... 157,375.....
Metal and minerals and mfrs. of... Musical instruments.....	{ Dut..... { Free.....	7,782,998..... 5,085,637.....	6,725,008..... 4,730,348.....	6,139,829..... 2,971,819.....	8,522,879..... 2,773,478.....	8,897,521..... 3,320,844.....
Mustard— Ground.....	{ Dut..... { Free.....	11,463..... 738.....	13,073..... 2,353.....	19,978..... 4,837.....	25,870..... 6,900.....	25,393..... 6,082.....
All other.....	{ Dut..... { Free.....	69,940..... 312.....	85,291..... 174.....	88,701..... 111.....	91,040..... 89.....	68,210..... 25.....
Totals, mustard.....	{ Dut..... { Free.....	70,252.....	85,465.....	88,842.....	91,129.....	68,235.....
Oils— Mineral oils.....	{ Dut, Galls..... { Free.....	1,439..... 11,421.....	3,785..... 1,827.....	3,801..... 1,361.....	2,802..... 5,512.....	3,438..... 5,883.....
Fish oils.....	{ Dut..... { Free.....	2,063..... 622.....	1,466..... 708.....	56,020..... 1,339.....	38,725..... 3,490.....	1,442.....
Animal, vegetable and lubricating oils— Castor oil.....	{ Dut, Galls..... { Free.....	49,892..... 276,997.....	32,802..... 258,439.....	19,227..... 560,534.....	40,291..... 392,797.....	25,694..... 147,797.....
Flax seed or linseed oil.....	{ Dut..... { Free.....	812,998..... 49,504.....	1,581,856..... 49,063.....	1,038,312..... 40,655.....	1,118,949..... 59,538.....	52,093..... 61,016.....
All other.....	{ Dut..... { Free.....	66,635.....	75,264.....	72,492.....	92,103.....	225,584.....
Totals, animal, vegetable, &c., oil.....	{ Dut..... { Free.....	386,363..... 66,635.....	340,324..... 75,264.....	619,816..... 72,492.....	492,626..... 92,103.....	61,016.....
<i>Recapitulation.</i>	{ Dut..... { Free.....	387,427..... 68,698.....	346,277..... 77,091.....	625,915..... 73,794.....	496,464..... 97,615.....	230,464..... 66,899.....
Oils.....	{ Dut..... { Free.....	387,427..... 68,698.....	346,277..... 77,091.....	625,915..... 73,794.....	496,464..... 97,615.....	230,464..... 66,899.....



No. 19—*Continued.*  
IMPORTS INTO CANADA FROM GREAT BRITAIN—*Continued.*

ARTICLES.	1903.		1904.		1905.		1906.		1907 (9 mos.)	
	Quantity.	Value. \$	Quantity.	Value. \$	Quantity.	Value. \$	Quantity.	Value. \$	Quantity.	Value. \$
Oilcloth and oiled silk, &c. .... Dut. ....	1,152,393	13,955	1,533,207	15,451	1,756,416	14,405	2,331,931	20,518	2,271,889	40,447
Oilcloth, floor, &c. .... " Sq. yds. ....	...	453,535	...	573,581	...	598,910	...	708,134	...	689,757
Totals, oilcloths, &c. .... " ....	...	407,490	...	589,032	...	613,015	...	728,652	...	730,204
Optical instruments, &c. .... (Dut. ....	...	17,913	...	22,083	...	30,763	...	38,322	...	31,702
Free (Dut. ....	...	4,834	...	11,400	...	11,020	...	13,185	...	18,106
Free (Dut. ....	...	340,824	...	397,198	...	417,709	...	474,149	...	610,232
Packages, all kinds. .... (Free ....	...	...	...	...	...	...	...	...	...	185
Paintings in oil or water colours, prints, engravings, drawings, buildings plans, photographs and pictures, N.E.S. .... (Dut. ....	...	44,003	...	50,624	...	62,465	...	166,849	...	138,092
Free (Dut. ....	...	250,143	...	239,803	...	402,364	...	406,585	...	240,105
Paints and colours .... (Dut. ....	...	15,923	...	14,531	...	16,469	...	23,275	...	19,007
Colours dry, N.O.P. .... " ....	370,902	...	320,181	...	274,579	...	4,981,186	214,071	5,380,104	292,282
Lead white, dry .... " ....	...	...	...	...	...	...	842,546	34,947	416,206	20,375
" red, dry and orange. .... (Free ....	...	...	...	...	...	...	...	...	...	8,850
" mineral. .... (Dut. ....	4,029,912	135,666	3,494,391	116,526	4,920,908	167,566	962,459	31,727	1,147,669	52,481
Zinc, white .... (Free ....	...	...	...	...	...	...	...	...	162,526	4,460
Liquid fillers, anti-corrosive and anti-fouling paints and ground and liquid paints, N.O.P. .... Dut. ....	612,139	43,180	718,168	38,608	822,224	48,493	729,089	56,881	487,757	36,168
Oelures, ochrey earthen, stannas and unburnt. .... " ....	131,227	1,743	115,223	1,065	127,915	1,305	298,754	5,282	331,955	4,053
Oxides, fire proofs, rough stuffs, fillers. .... " ....	1,031,981	17,039	648,283	10,412	701,777	10,670	896,035	18,229	571,217	11,918
Litharge. .... Free Cwt. ....	8,203	25,311	5,086	17,134	8,763	25,528	6,937	25,685	6,885	27,618
Paris green, dry .... Dut. ....	415,552	41,531	256,276	33,719	79,765	13,638	153,223	34,537	35,900	11,115
Whiting or whiting, gilders' whiting and Paris white .... Free Cwt. ....	128,978	32,996	177,301	37,166	181,055	44,501	148,311	37,164	119,830	28,519
All other. .... (Dut. ....	...	4,074	...	4,471	...	2,769	...	13,329	...	18,859
Free (Free ....	...	3,911	...	4,891	...	5,979	...	3,874	...	8,228
Totals, paints and colours. .... (Dut. ....	...	292,206	...	219,332	...	260,910	...	432,281	...	436,258
Free (Free ....	...	62,218	...	59,191	...	76,008	...	66,723	...	77,675

## SESSIONAL PAPER No. 10

[illegible]

7-8 EDWARD VII., A. 1908

## No. 19—Continued.

## IMPORTS INTO CANADA FROM GREAT BRITAIN—Continued.

ARTICLES.	1903.		1904.		1905.		1906.		1907 (9 mos.)	
	Quantity.	Value.	Quantity.	Value.	Quantity.	Value.	Quantity.	Value.	Quantity.	Value.
Sottlers' effects .....	.....	\$ 1,117,843	.....	\$ 1,431,292	.....	\$ 1,546,854	.....	\$ 1,949,485	.....	\$ 1,536,006
Silk and mfrs. of—										
Clothing, N. E. S. ....	.....	130,227	.....	158,563	.....	171,813	.....	169,676	.....	125,675
Fabrics, N. E. S. ....	.....	.....	.....	.....	.....	1,351,462	.....	1,208,070	.....	1,057,588
Fabrics, silk when imported by	.....	.....	.....	.....	.....	.....	.....	.....	.....	.....
manufacturers of men's neck-	.....	.....	.....	.....	.....	.....	.....	.....	.....	.....
wear for use exclusively in the	.....	.....	.....	.....	.....	.....	.....	.....	.....	.....
manufacture of such goods in	.....	.....	.....	.....	.....	.....	.....	.....	.....	.....
their own factories .....	.....	1,459,922	.....	1,291,699	.....	.....	.....	.....	.....	.....
Handkerchiefs .....	.....	45,342	.....	42,630	.....	118,228	.....	103,023	.....	62,362
Velvets, velveteens, plush fabrics,	.....	.....	.....	.....	.....	34,451	.....	46,413	.....	46,136
N. E. S. ....	538,174	252,897	459,511	265,065	439,960	209,670	315,386	191,253	277,666	106,587
All other .....	.....	83,966	.....	104,684	.....	128,202	.....	150,950	.....	128,563
{ Free .....	.....	733	.....	2,708	.....	3,706	.....	2,955	.....	2,626
Totals, silk and mfrs. of .....	.....	1,972,351	.....	1,802,071	.....	2,013,829	.....	1,929,385	.....	1,586,911
{ Free .....	.....	733	.....	2,708	.....	3,706	.....	2,955	.....	2,626
Soap—										
Common or laundry .....	28,908	1,557	79,713	3,531	89,220	4,093	37,188	1,616	51,475	2,892
Perfume or toilet .....	.....	27,805	.....	31,865	.....	34,355	.....	39,077	.....	28,699
All other .....	.....	5,483	.....	3,508	.....	2,812	.....	4,037	.....	5,464
{ Free .....	.....	.....	.....	.....	.....	279	.....	441	.....	390
Totals, soap .....	.....	34,845	.....	38,901	.....	41,440	.....	44,730	.....	37,055
{ Free .....	.....	.....	.....	.....	.....	279	.....	441	.....	390
Spices—										
Ginger and spices, all kinds, N. E. S.,	968,153	107,777	1,021,551	121,993	1,138,237	116,438	1,090,078	117,164	781,420	82,315
Nutmegs and trace .....	88,779	19,329	72,770	17,385	139,073	26,969	112,107	18,754	81,654	11,885
" .....	.....	.....	.....	.....	.....	.....	.....	.....	.....	.....
Totals, spices .....	1,056,932	127,106	1,094,321	139,378	1,277,310	143,427	1,202,165	135,918	862,474	94,200

## SESSIONAL PAPER No. 10

Spirits and wines—		Dut.	Galls.
Brandy . . . . .	17,728	32,792	21,871
Gin . . . . .	58,841	66,397	73,888
Rum . . . . .	31,328	19,235	35,514
Whisky . . . . .	527,217	780,855	597,776
All other spirits . . . . .	3,368	9,445	5,699
Wines, non-sparkling . . . . .	20,110	31,339	24,468
Wines, sparkling . . . . .	1,362	10,798	1,916
Totals, spirits and wines . . . . .	659,954	956,771	730,692
Stone and mfrs. of . . . . .		63,404	5,138
Sugar, syrup and molasses— Sugar above No. 16 D.S. in colour: Dut. Lbs. Sugar N.E.S. not above No. 16 D. S. in colour . . . . .		74,907	9,482,698
Sugar candy, brown or white, and confectionery, including sweet- ened gums, candied peel and pop corn . . . . .		107,934	1,179,479
Syrup or molasses . . . . .		1,161	191
All other . . . . .		181,203	373,225
Totals, sugar, &c. . . . .		373,225	532
Tar, coal and pitch . . . . .		41,360	650,025
Tea . . . . .		5,658,412	5,658,412
Tobacco and mfrs. of . . . . .		132,940	155,029
Tobacco pipes of all kinds, pipe mounts, cigar and cigarette hold- ers and cases for same, smokers' sets and cases therefor, and tobacco pouches . . . . .		795,864	2,263
Unbrellas, parasols, &c. . . . .		6,099,625	946,138
Varnish, lacquers, &c. . . . .		132,940	155,029
Vegetables . . . . .		76,797	10,793
Vinegar . . . . .		16,080	46,987
Watches and parts of . . . . .		22,526	22,526





## SESSIONAL PAPER No. 10

Shawls.....	Dut. ....	77,398	85,397	490,847	76,400	572,697	87,704	52,734
Socks and stockings.....	" Doz.prs.	455,134	814,485	490,847	879,165	572,697	1,035,048	878,170
Towels.....	" Yds.	2,488,521	2,014,371	3,645,669	1,937,513	3,890,123	2,032,157	1,698,677
Undershirts and drawers.....	Dut. ....	56,864	106,240		114,893		165,207	100,157
Wool not further prepared than washed, N.E.S.....	Free, Lbs	568,070	736,590	4,071,031	827,285	2,779,872	651,913	532,387
Yarns.....	(Dut. " )	570,683	615,033	1,636,019	750,725	1,733,036	857,470	662,411
	(Free, " )	83,582	103,125	164,186	83,108	199,932	111,429	76,330
All other.....	(Dut. ....)	91,037	129,959		133,684		161,907	78,624
	(Free, ....)							
Totals, wool and mfrs. of.....	(Dut. ....)	11,134,201	12,799,799		13,153,729		14,775,808	12,611,320
	(Free, ....)	790,496	984,399		1,134,112		967,454	878,104
All other articles imported.....	(Dut. ....)	339,007	349,666		395,775		499,032	455,784
	(Free, ....)	89,256	169,508		250,450		299,154	490,451
<i>Recapitulation.</i>								
Imports, dutiable.....		42,438,595	45,168,217		45,413,809		52,767,022	49,036,083
" free.....		16,536,248	16,739,734		15,121,957		16,539,455	15,617,431
Total imports (indse).....		58,964,843	61,907,951		60,538,806		69,306,477	64,654,014
Coin and bullion.....		103,863	52,958		5		10,673	165,458
Total imports.....		59,068,706	61,960,909		60,538,811		69,317,150	64,819,972
" exports.....		131,202,321	117,591,376		101,958,771		133,094,957	105,135,801
Total trade.....		190,271,027	179,552,285		162,497,582		202,412,087	169,955,773

No. 19—Continued.  
EXPORTS FROM CANADA TO GREAT BRITAIN.

ARTICLES.	1903.		1904.		1905.		1906.		1907 (9 mos).	
	Quantity.	Value.	Quantity.	Value.	Quantity.	Value.	Quantity.	Value.	Quantity.	Value.
Animals, living—										
Horses, one year old or less.	No.									
" over one year old.	1,638	224,845	237	26,900	276	39,850	251	42,505	141	21,175
Cattle, one year old or less.					1	75	30	1,215		
" over one year old.	161,170	10,842,438	149,280	10,112,551	159,077	11,047,092	164,503	11,074,198	149,340	10,290,137
Sheep, one year old or less.	20,864	94,386	29,307	127,592	21,757	112,417	5,063	29,800	2,352	13,281
" over one year old.	93,528	562,501	94,492	593,766	92,008	595,881	37,717	244,033	32,881	213,905
All other.		1,474		3,751		170		2,888		508
Totals, animals living.		11,725,614		10,864,560		11,795,485		11,394,659		10,449,006
Animal products, N.E.S.		36,134		31,030		46,712		47,929		42,796
Ashes, pot and pearl	1,128	34,652	600	27,766	795	33,408	671	26,028	441	18,102
" other.						9				
Totals, ashes, &c.		34,652		27,766		33,417		26,028		18,102
Books, photographs, &c.		52,013		71,325		64,593		100,307		55,288
Bread-stuffs—										
Grain :—Barley.	626,005	291,032	703,165	330,401	1,525,003	767,647	2,752,334	1,358,036	1,692,324	884,541
" Buckwheat.	123,998	67,900	284,078	154,121	288,255	158,961	350,094	198,571	287,226	158,941
" Indian corn.	1,892,284	963,282	5,062,923	2,463,829	5,584,385	2,430,196	4,697,657	2,527,029	3,579,845	2,075,391
" Oats.	5,781,683	1,909,231	3,607,938	1,213,413	2,249,228	786,719	3,812,906	1,425,105	3,993,747	1,885,663
" Pease, whole.					432,362	306,629	352,080	324,037	325,897	295,435
" " split.	607,301	476,714	725,252	525,102	3,406	3,768	10,214	8,821	27,860	35,109
" Rye.	1,038,733	600,584	329,270	194,412			128,789	81,865	49,950	30,970
" Wheat.	35,887,274	26,864,708	21,731,661	17,309,285	11,428,695	9,600,768	36,486,911	30,623,824	25,778,297	29,710,973
All other.	5,090	7,327	3,561	5,988	37,482	49,876	18,241	28,763	5,582	8,516
Totals, grain.	45,962,369	31,180,778	32,447,849	22,196,551	21,548,756	14,601,514	48,579,256	36,576,051	35,650,698	25,785,149



No. 19—Continued.  
EXPORTS FROM CANADA TO GREAT BRITAIN—Continued.

ARTICLES.	1903.		1904.		1905.		1906.		1907 (9 mos.)	
	Quantity.	Value.	Quantity.	Value.	Quantity.	Value.	Quantity.	Value.	Quantity.	Value.
Flax, hemp, jute and manufactures of		\$		\$		\$		\$		\$
Fruits—										
Apples, dried.....	539,865	29,143	578,720	25,539	451,342	22,567	221,994	12,254	125,000	11,477
" green.....	973,818	2,696,957	1,513,744	4,373,826	986,222	2,513,599	1,029,418	3,473,825	933,821	2,511,351
All other .....		378,973		331,448		168,846		269,916		292,776
Totals, fruits.....		3,105,053		4,736,813		2,705,012		3,757,995		2,815,604
Furs and skins—										
Furs and skins the produce of marine animals		347,489		446,961		208,608		255,168		143,239
Furs undressed .....		1,439,316		1,415,576		1,325,722		1,060,782		1,585,468
All other .....		12,778		25,434		10,034		22,540		119,371
Totals, furs and skins.....		1,799,574		1,887,971		1,544,361		1,338,490		1,848,078
Hair.....		20,321		7,637		8,833		11,034		2,906
Hay.....	163,178	1,421,506	104,853	974,678	92,238	799,227	124,976	952,898	64,591	635,259
Hides and skins other than fur, including horns, hoofs, tails and pelts.....		77,666		280,816		86,597		17,825		18,603
Leather and manufactured—										
Unmanufactured—										
Sole leather.....	8,295,984	1,712,941	7,591,545	1,585,174	7,838,542	1,544,105		1,488,106	3,062,189	714,780
Upper leather.....	772,147	201,475	596,366	183,276	766,133	104,998		265,737	762,229	229,989
Leather, N.E.S. ....	237,236	97,866	662,063	117,651	809,953	213,207		243,097	1,050,515	392,140
Manufactured—										
Boots and shoes .....		23,489		5,660		5,457		6,656		4,647
Harness and saddlery .....		483		1,599		788		1,283		687
All other, N.E.S. ....		21,367		12,321		14,376		14,245		13,191
Totals, leather and mfrs. of .....		2,063,624		1,935,591		1,942,931		2,069,234		1,265,434





7-8 EDWARD VII., A. 1908

No. 19—Continued.  
EXPORTS FROM CANADA TO GREAT BRITAIN—Concluded.

ARTICLES.	1903.		1904.		1905.		1906.		1907 (9 mos.)	
	Quantity.	Value.	Quantity.	Value.	Quantity.	Value.	Quantity.	Value.	Quantity.	Value.
Seeds and bulbous roots—										
Clover and grass..... Bush.	60,644	416,182	83,436	552,354	36,286	215,884	45,742	315,477	23,115	153,938
Flax..... "	286,264	392,707	25,204	27,724			448,937	494,698	1,034,142	2,406,507
All other..... "		46		1,386		2,086		8,915		20,849
Totals, seeds, &c. ....		808,935		581,464		217,970		819,090		2,581,294
Settlers' effects.....		46,961		122,835		94,533		101,667		68,747
Spirits and wines—										
Whiskey..... Galls.	11,916	38,847	15,790	50,005	10,409	30,597	3,841	11,845	7,289	19,347
All other..... "	2,335	6,651	24,932	12,888	127,585	49,680	96,274	31,997	22,890	16,489
Totals, spirits and wines.....	14,251	45,498	40,722	62,893	137,994	80,277	100,115	43,842	30,179	35,836
Ships.....										
Tallow.....										
Wood and manufactures of—										
Wood, unmanufactured—	283,720	17,542	56,893	3,020	426,545	20,578	453,287	20,009	48,125	2,451
Logs.....										
Lumber:—Basswood, butternut and hickory.....	1,949	29,795	3,211	44,724	3,008	37,330	1,531	32,226	2,086	38,948
Deals, pine..... St. Hd.	265	13,366	61	5,150						
" spruce and other..... "	84,372	3,338,272	51,233	2,749,432	35,917	1,870,791	287	5,077	248	5,882
Dead ends..... "	231,419	7,643,733	263,331	7,210,740	186,403	6,188,553	34,335	2,166,325	22,436	1,521,931
Planks and boards..... M. ft.	16,337	529,434	10,763	393,386	10,790	364,809	9,810	364,252	163,640	6,414,045
Joists and scantling..... "	98,148	1,553,387	89,266	1,617,315	80,266	1,299,236	81,223	1,591,813	8,091	279,327
Staves, other and headings.....	30,261	290,131	36,966	368,433	38,112	363,327	36,086	379,433	68,169	1,215,421
All other lumber..... No.		43,250		47,735		38,736		35,198	38,465	428,614
Shooks, box.....		269,327		237,244		219,606		193,476		32,008
" other.....	796,759	15,400	18,416	1,107	241	165				132,232
		255,331		195,389		301,498		268,550		223,132

## SESSIONAL PAPER No. 10

Timber, square :—	Tons.	2,059	26,025	789	10,966	1,147	11,993	679	10,521	138	1,926
Birch .....	"	19,616	203,971	10,801	108,023	14,298	158,352	20,472	240,942	7,897	86,335
Elm .....	"	13,686	205,596	10,487	234,004	9,031	247,336	8,750	242,428	9,476	266,753
Oak .....	"	17,073	435,694	14,426	375,475	6,211	446,380	13,424	296,651	11,242	245,770
Pine, red .....	"	10,733	217,228	1,142	20,131	831	13,355	385	5,624	4,486	95,116
" white .....	"	57,786	1,294,716	54,476	1,514,019	37,947	980,040	42,127	973,333	33,569	857,320
All other .....	"	3,222	63,630	1,853	36,193	2,214	34,446	1,439	30,126	795	9,628
Wood, blocks and other for pulp .....	"		14,245		17,319		18,965		33,415		11,102
All other wood, unmanufactured .....	"										
Totals, wood, unmanufactured .....	"		16,751,349		15,187,385		12,294,911		12,607,399		11,835,440
Wood, manufactured—											
Household furniture .....			228,684		168,976		128,785		123,026		54,900
Doors, sashes and blinds .....			249,351		153,567		76,190		84,651		64,474
Matches and match splints .....			116,117		186,832		147,714		105,314		37,224
Spool wood and spools .....			113,498		82,377		82,534		185,375		46,450
Wood pulp .....			1,120,173		548,720		680,199		998,702		558,009
All other wood, manufactured .....			262,553		287,812		195,475		183,212		132,281
Totals, wood, manufactured .....			2,093,176		1,428,284		1,310,897		1,680,280		892,038
Recapitulation.											
Wood and mfrs. of .....			18,824,525		16,615,669		13,605,808		14,287,679		12,758,378
Wood, raw .....	Lbs.	235,178	39,229	472,410	76,135	446,577	69,588	273,090	50,410	284,168	57,198
Woollens .....	"		21,354		16,108		20,159		18,603		18,653
Totals, wool and mfrs. of .....	"		60,583		92,243		89,747		69,013		75,851
All other articles exported .....	"		879,182		1,654,593		1,316,302		748,535		735,945
Recapitulation.											
Exports, home produce .....	"		125,199,980		110,120,892		97,114,867		127,456,465		98,691,186
" foreign .....	"		6,002,118		7,470,484		4,843,904		5,636,106		6,438,415
Coin and bullion .....	"		131,202,098		117,591,376		101,958,771		133,092,571		105,129,001
Total exports (indse) .....	"		223						2,366		6,200
Total exports .....	"		131,202,321		117,591,376		101,958,771		133,094,937		105,135,801
" imports .....	"		59,068,706		61,960,909		60,538,811		69,317,150		64,819,972
Total trade .....	"		190,271,027		179,552,285		162,497,582		202,412,087		169,955,773

No. 19—Continued.  
IMPORTS INTO CANADA FROM AUSTRALIA.

ARTICLES.	1903.		1904.		1905.		1906.		1907 (9 mos.)	
	Quantity.	Value. \$	Quantity.	Value. \$	Quantity.	Value. \$	Quantity.	Value. \$	Quantity.	Value. \$
Breadstuffs.....										
{ Dut.....						205		40		56
{ Free.....						3,810		1,202		
Drugs, dyes, chemicals, &c.....						23		39		6
{ Dut.....				1,663		187				561
Fertilizers.....										
{ Dut.....		5,182		2,591						
{ Free.....										
Flax, hemp, jute and mfrs. of.....										
{ Dut.....		10								
{ Free.....										
Fruits.....		2,250		2,115		2,660		18,722		73
{ Dut.....				25		605		1,780		58
{ Free.....								1,638		
Furs and mfrs. of.....		9,853		23,498		87				
Hides and skins, other than fur.....		15,264		7,072		14,550		13,000		3,345
{ Dut.....		250		28		12,155		17,068		19,474
{ Free.....						210				296
Leather and mfrs. of.....										
Metals and minerals and mfrs. of—										
Tin in blocks, pigs and bars.....	1,155	33,953			1,460	32,081	951	38,876	336	13,724
" plates and sheets.....										
All other metals and minerals and mfrs. of.....				245		125		1,537		58
{ Dut.....								310		118
{ Free.....										
Totals, metals, &c.....		33,953		245		125		1,537		58
{ Dut.....						32,081		39,186		13,842
{ Free.....										
Oilcake.....				3,049		7,019				
Oils.....	294	72		90		463		286		
{ Dut. Galls.....						721		480		
{ Free ".....	3,530	1,836		9,378		26,343		19,785	13,629	11,133
Precious stones and imitations of.....				88						
{ Dut.....						97				
{ Free.....										
Provisions—										
Butter.....	40,320	8,883	67,640	11,680	51,390	10,450	1,176	239	218,943	47,172

[illegible]

No. 19—Continued.  
EXPORTS FROM CANADA TO AUSTRALIA.

ARTICLES.	1903.		1904.		1905.		1906.		1907 (9 mos.)	
	Quantity.	Value.	Quantity.	Value.	Quantity.	Value.	Quantity.	Value.	Quantity.	Value.
		\$		\$		\$		\$		\$
Ashes, pot and pearl..... Brls.	20	645		10,008						1,650
Books, &c.....		8,696						2,705		
Breadstuffs—										
Grain—Wheat..... Bush.	98,785	69,615	8,001	8,000			200	105	1,833	917
All other..... "	126,566	56,878	299	445	2,415	2,914			580	188
Totals, grain..... "	225,351	126,493	8,300	8,445	2,415	2,914	200	105	2,363	1,105
Grain products—										
Flour or wheat..... Brls.	167,112	571,336	13,148	45,893	6,616	25,475	6,281	23,943	4,870	17,020
Oatmeal..... "	1,301	7,253								
All other..... "										
Totals, grain products..... "	168,413	578,589	13,148	45,893	6,616	25,475	6,281	23,943	4,870	17,020
Breadstuffs, other :—										
Cereal foods, prepared.....						22,475		25,344		34,801
All other, N.E.S.....				440						
<i>Recapitulation.</i>										
Breadstuffs.....		705,082		54,778		50,864		49,392		52,926
Carriages, &c—										
Automobiles..... No.							2	2,500	24	17,541
Bicycles..... "	2,776	86,445	5,793	162,735	1,479	36,920	1,850	47,444	2,938	73,998
" parts of.....		37,006		61,806		24,786		29,445		22,642
Carriages..... No	59	6,910	210	16,186	33	2,390	1	110	1	140
All other.....		5,598		4,367		5,161		8,886		5,304
Totals, carriages.....		136,659		245,094		69,257		88,385		119,555
Clothing.....		2,552		6,652		6,876		4,972		12,651
Coal, coke, &c..... Tons.	274	822			5	15				



## SESSIONAL PAPER No. 10

Cordage, twine, &c.		161,593		99,461	96	91,366	99,911	38,071
Cotton and mfrs. of		44,875		43,712		17,306	26,245	46,527
Drugs, dyes, chemicals, &c.								
Fish and fish products								
Lobsters, canned	Lbs.		4,025	683		1,700	4,631	2,800
Salmon, fresh	"	50,383	9,515	805		1,323	5,534	600
" smoked	"	1,126	520	51		61	25	29
" canned	"	735,442	1,534,140	140,141		188,982	2,054,534	214,878
" pickled	Brls.	54	348	230		1,496	3,528	
All other	"	7,638	28	2,536		2,314	3,002	801
Totals, fish, &c.		71,384		144,446		195,876	246,967	216,340
Fruits								
Gumpowder and other explosives				3		212	1,197	
Gutta percha		250		6,562		5,750	7,939	8,189
Hops	Lbs.	41,703		31,583		49,575	45,872	34,558
Leather and mfrs. of								
Boots and shoes		1,840		547		888	1,575	473
All other		26,436		8,262		2,676	1,328	1,395
Totals, leather and mfrs. of		28,276		8,809		3,564	2,903	1,868
Metals and minerals and mfrs. of —								
Iron and steel and mfrs. of —								
Agricultural implements		872,855		1,030,898		717,100	523,514	603,289
Machinery, N.E.S.		109,339		57,139		57,596	48,036	45,390
Sawing machines	No.	312	8	135		879	230	
All other		14,874		30,271		34,207	33,304	26,548
All other metals and minerals, &c.		5,023		5,736		4,137	8,508	8,255
Totals, metals and minerals and mfrs. of		1,002,403		1,124,202		813,919	613,606	683,482
Musical instrument —								
Organs	No.	12,491	182	12,477		7,405	11,250	11,385
Pianos	"	13,640	58	10,990		10,280	15,224	9,262
All other		807		576		648	1,970	
Totals, musical instruments		26,938		24,043		18,333	28,444	20,847
Oils, all kinds	Galls.	19,504	35,244	10,501		9,421	8,381	25
Paper		6,001		383,413		442,134	391,100	339,928
Provisions		345,655		6,922		5,411	5,330	245
Seeds		75,468				69	207	
Settlers' effects		1,290		1,384		1,190	603	1,023

## No. 19—Continued.

## EXPORTS FROM CANADA TO AUSTRALIA—Concluded.

ARTICLES.	1903.		1904.		1905.		1906.		1907 (9 mos.)	
	Quantity.	Value.	Quantity.	Value.	Quantity.	Value.	Quantity.	Value.	Quantity.	Value.
Spirits and wines—		\$				\$		\$		\$
Whiskey .....	4,931	14,576	2,300	7,610	2,391	7,730	2,481	8,573	2,787	8,578
All other .....										
Totals, spirits and wines.....	4,931	14,576	2,300	7,610	2,391	7,730	2,481	8,573	2,787	8,578
Tobacco and manufactures of.....	17	17	2,389	991	7,771	2,843	12,994	2,086		1,932
Vegetables .....		1,686				10		1,983		3,285
Wood and manufactures of—										
Lumber :										
Deals, spruce and other.....	1,331	49,512	2,172	96,007	3,669	124,546	1,161	42,044	500	20,579
Deal ends .....	67	2,222	30	1,051	91	2,523	43	1,214	14	507
Laths, palings and pickets .....	3,604	8,209	4,847	11,987	2,419	6,909	2,837	7,839	1,615	7,457
Planks and boards .....	7,106	73,123	7,698	102,694	9,619	118,640	17,061	276,748	15,540	259,965
All other lumber .....		3,298				3,485		8,025		
All other unmanufactured wood .....		739		889		105		415		3,337
Wood manufactured :—										
Furniture .....		18,064		28,825		44,635		32,034		3,925
All other manufactured wood .....		11,915		7,743		11,077		39,021		62,430
Totals, wood and mfrs. of.....		169,082		249,146		313,920		407,360		358,290
Wool and manufactures of										
All other articles exported.....		72,338		1,110		543				49,088
Exports, home produce .....		2,897,528		2,585,805		2,159,236		2,072,702		1,984,552
foreign " .....		32,353		36,951		34,987		9,517		14,416
Total exports (indse) .....		2,929,881		2,622,756		2,194,223		2,082,219		1,998,968

## Recapitulation.

## SESSIONAL PAPER No. 10

Coin and bullion																																																																																																																																																																																																																																																																																																																																																																																																																																																																																																																																																																																																																																																																																																																																																																																																																																																																																																																																																																																																																																																																																																																																																																																																																																																																																																																																																																																																																				
------------------	--	--	--	--	--	--	--	--	--	--	--	--	--	--	--	--	--	--	--	--	--	--	--	--	--	--	--	--	--	--	--	--	--	--	--	--	--	--	--	--	--	--	--	--	--	--	--	--	--	--	--	--	--	--	--	--	--	--	--	--	--	--	--	--	--	--	--	--	--	--	--	--	--	--	--	--	--	--	--	--	--	--	--	--	--	--	--	--	--	--	--	--	--	--	--	--	--	--	--	--	--	--	--	--	--	--	--	--	--	--	--	--	--	--	--	--	--	--	--	--	--	--	--	--	--	--	--	--	--	--	--	--	--	--	--	--	--	--	--	--	--	--	--	--	--	--	--	--	--	--	--	--	--	--	--	--	--	--	--	--	--	--	--	--	--	--	--	--	--	--	--	--	--	--	--	--	--	--	--	--	--	--	--	--	--	--	--	--	--	--	--	--	--	--	--	--	--	--	--	--	--	--	--	--	--	--	--	--	--	--	--	--	--	--	--	--	--	--	--	--	--	--	--	--	--	--	--	--	--	--	--	--	--	--	--	--	--	--	--	--	--	--	--	--	--	--	--	--	--	--	--	--	--	--	--	--	--	--	--	--	--	--	--	--	--	--	--	--	--	--	--	--	--	--	--	--	--	--	--	--	--	--	--	--	--	--	--	--	--	--	--	--	--	--	--	--	--	--	--	--	--	--	--	--	--	--	--	--	--	--	--	--	--	--	--	--	--	--	--	--	--	--	--	--	--	--	--	--	--	--	--	--	--	--	--	--	--	--	--	--	--	--	--	--	--	--	--	--	--	--	--	--	--	--	--	--	--	--	--	--	--	--	--	--	--	--	--	--	--	--	--	--	--	--	--	--	--	--	--	--	--	--	--	--	--	--	--	--	--	--	--	--	--	--	--	--	--	--	--	--	--	--	--	--	--	--	--	--	--	--	--	--	--	--	--	--	--	--	--	--	--	--	--	--	--	--	--	--	--	--	--	--	--	--	--	--	--	--	--	--	--	--	--	--	--	--	--	--	--	--	--	--	--	--	--	--	--	--	--	--	--	--	--	--	--	--	--	--	--	--	--	--	--	--	--	--	--	--	--	--	--	--	--	--	--	--	--	--	--	--	--	--	--	--	--	--	--	--	--	--	--	--	--	--	--	--	--	--	--	--	--	--	--	--	--	--	--	--	--	--	--	--	--	--	--	--	--	--	--	--	--	--	--	--	--	--	--	--	--	--	--	--	--	--	--	--	--	--	--	--	--	--	--	--	--	--	--	--	--	--	--	--	--	--	--	--	--	--	--	--	--	--	--	--	--	--	--	--	--	--	--	--	--	--	--	--	--	--	--	--	--	--	--	--	--	--	--	--	--	--	--	--	--	--	--	--	--	--	--	--	--	--	--	--	--	--	--	--	--	--	--	--	--	--	--	--	--	--	--	--	--	--	--	--	--	--	--	--	--	--	--	--	--	--	--	--	--	--	--	--	--	--	--	--	--	--	--	--	--	--	--	--	--	--	--	--	--	--	--	--	--	--	--	--	--	--	--	--	--	--	--	--	--	--	--	--	--	--	--	--	--	--	--	--	--	--	--	--	--	--	--	--	--	--	--	--	--	--	--	--	--	--	--	--	--	--	--	--	--	--	--	--	--	--	--	--	--	--	--	--	--	--	--	--	--	--	--	--	--	--	--	--	--	--	--	--	--	--	--	--	--	--	--	--	--	--	--	--	--	--	--	--	--	--	--	--	--	--	--	--	--	--	--	--	--	--	--	--	--	--	--	--	--	--	--	--	--	--	--	--	--	--	--	--	--	--	--	--	--	--	--	--	--	--	--	--	--	--	--	--	--	--	--	--	--	--	--	--	--	--	--	--	--	--	--	--	--	--	--	--	--	--	--	--	--	--	--	--	--	--	--	--	--	--	--	--	--	--	--	--	--	--	--	--	--	--	--	--	--	--	--	--	--	--	--	--	--	--	--	--	--	--	--	--	--	--	--	--	--	--	--	--	--	--	--	--	--	--	--	--	--	--	--	--	--	--	--	--	--	--	--	--	--	--	--	--	--	--	--	--	--	--	--	--	--	--	--	--	--	--	--	--	--	--	--	--	--	--	--	--	--	--	--	--	--	--	--	--	--	--	--	--	--	--	--	--	--	--	--	--	--	--	--	--	--	--	--	--	--	--	--	--	--	--	--	--	--	--	--	--	--	--	--	--	--	--	--	--	--	--	--	--	--	--	--	--	--	--	--	--	--	--	--	--	--	--	--	--	--	--	--	--	--	--	--	--	--	--	--	--	--	--	--	--	--	--	--	--	--	--	--	--	--	--	--	--	--	--	--	--	--	--	--	--	--	--	--	--	--	--	--	--	--	--	--	--	--	--	--	--	--	--	--	--	--	--	--	--	--	--	--	--	--	--	--	--	--	--	--	--	--	--	--	--	--	--	--	--	--	--	--	--	--	--	--	--	--	--	--	--	--	--	--	--	--	--	--	--	--	--	--	--	--	--	--	--	--	--	--	--	--	--	--	--	--	--	--	--	--	--	--	--	--	--	--	--	--	--	--	--	--	--	--	--	--	--	--	--	--	--	--	--	--	--	--	--	--	--	--	--	--	--	--	--	--	--	--	--	--	--	--	--	--	--	--	--	--	--	--	--	--	--	--	--	--	--	--	--	--	--	--	--	--	--	--	--	--	--	--	--	--	--	--	--	--	--	--	--	--	--	--	--	--	--	--	--	--	--	--	--	--	--	--	--	--	--	--	--	--	--	--	--	--	--	--	--	--	--	--	--	--	--	--	--	--	--	--	--	--	--	--	--	--	--	--	--	--	--	--	--	--	--	--	--	--	--	--	--	--	--	--	--	--	--	--	--	--	--	--	--	--	--	--	--	--	--	--	--	--	--	--	--	--	--	--	--	--	--	--	--	--	--	--	--	--	--	--	--	--	--	--	--	--	--	--	--	--	--	--	--	--	--	--	--	--	--	--	--	--	--	--	--	--	--	--	--	--	--	--	--	--	--	--	--	--	--	--	--	--	--	--	--	--	--	--	--	--	--	--	--	--	--	--	--	--	--	--	--	--	--	--	--	--	--



## SESSIONAL PAPER No. 10

Sugar and molasses .....	Dut. Lbs.	.....	1,350	102	1,440	41	.....
Wool and mfrs. of—							
Wool not further prepared than							
washed, N.E.S. ....	Free, Lbs.	29,914	4,338	28,444	754,632	183,588	291,163
All other.....	(Dut. ....)	175	225	.....	.....	.....	.....
	(Free. ....)	.....	4,338	.....	.....	.....	.....
Totals, wool and mfrs. of....	(Dut. ....)	175	225	28,444	.....	183,588	.....
	(Free. ....)	.....	4,338	.....	.....	.....	67,550
All other articles imported.....	(Dut. ....)	136	415	1,860	.....	1,239	314
	(Free. ....)	150	.....	2,005	.....	208	5,072
<i>Recapitulation.</i>							
Imports, dutiable.....		311	2,892	13,107	.....	7,431	9,654
" free.....		41,552	16,362	38,169	.....	294,644	166,432
Total imports (indse.)....		41,903	19,254	51,276	.....	302,075	176,086
Coin and bullion.....		.....	.....	.....	.....	.....	.....
Total imports .....		41,903	19,254	51,276	.....	302,075	176,086
" exports .....		462,538	592,827	540,633	.....	734,054	656,789
Total trade.....		504,441	612,081	591,909	.....	1,036,129	832,875



7-8 EDWARD VII., A. 1908

## No. 19.—Continued.

## EXPORTS FROM CANADA TO NEW ZEALAND.

ARTICLES.	1903.		1904.		1905.		1906.		1907 (9 mos.)	
	Quantity.	Value.	Quantity.	Value.	Quantity.	Value.	Quantity.	Value.	Quantity.	Value.
Animals, living.....		\$				\$		\$		
Ashes, pot and pearl.....							10	1,200		
Books, &c.....		1,196		1,546		1,756		377		359
Breadstuffs—								1,795		
Grain—Wheat.....	5,000	3,000								
All other.....			5	6					104	120
Totals, grain.....	5,000	3,000	5	6					104	120
Grain products—										
Flour of wheat.....	4,651	16,261							1	3
Oatmeal.....										
All other.....										
Totals, grain products.....	4,651	16,261							1	3
Breadstuffs, other—										
Cereal foods, prepared		42		40		2,971		1,224		1,607
All other, N.E.S.....										123
<i>Recapitulation.</i>										
Breadstuffs.....		19,303		46		2,971		1,224		1,730
Candles.....							136 002	9,616	130,000	7,819
Carriages, &c.—										
Automobiles.....							15	10,992	7	9,852
Bicycles, parts of.....		8,011		5,944		5,132		8,373		5,216
Bicycles.....	879	26,533	926	25,580	238	5,925	458	12,564	301	5,355
Carriages.....	174	14,247	336	18,597	71	3,282	27	818		

## SESSIONAL PAPER No. 10

All other.....	7,504	582	1,653	2,902	2,103
Totals, carriages.....	56,315	50,703	15,992	35,639	22,526
Clothing.....	5,368	3,854	1,210	62	733
Cordage, twine, &c.....	66,682	99,356	188	330	152
Cotton and mfrs. of.....	148	152	77,937	59,191	91,776
Drugs, dyes, chemicals, &c.....			963	48	2,117
Fertilizers.....				3,057	
Fish and fish products—					
Salmon, fresh.....			37	185	
" smoked.....				5	
" canned.....	19,041	30,008	73,922	69,118	44,068
" pickled.....	275	2,880	121	228	587
All other.....					
Totals, fish, &c.....	19,316	32,888	74,080	69,351	44,655
Fruits.....					
Gum-powder and other explosives.....	120	86	146	455	613
Gutta percha, India rubber and mfrs. of.....	17,037	2,973	37	558	1,215
Hops.....		24,445	31,131	70,305	48,340
Leather and mfrs. of—					
Boots and shoes.....	11,088	15,840	28,153	17,704	4,235
All other.....	4,794	2,359	6,580	4,748	4,719
Totals, leather and mfrs. of.....	15,882	18,199	34,733	22,452	8,954
Metals and minerals and mfrs. of—					
Iron and steel and mfrs. of—					
Agricultural implements.....	109,346	152,163	95,290	143,304	114,638
Machinery, N.E.S.....	5,726	3,930	5,989	1,794	4,709
Sewing machines.....	1,903			40	
All other.....	4,216	14,242	22,349	52,371	60,653
All other metals and minerals, &c.....	1,266	375	797	457	3,691
Totals, metals and minerals and mfrs. of.....	122,457	170,710	124,425	197,966	183,691
Musical instruments—					
Organs.....	159	20,099	6,407	11,291	4,960
Pianos.....	4	1,360	554	250	
All other.....				380	
Totals, musical instruments.....	9,310	21,459	6,961	11,921	4,960

7-3 EDWARD VII., A. 1908

No. 19—Continued.  
EXPORTS FROM CANADA TO NEW ZEALAND—Concluded.

ARTICLES.	1903.		1904.		1905.		1906.		1907 (9 mos.)	
	Quantity.	Value.	Quantity.	Value.	Quantity.	Value.	Quantity.	Value.	Quantity.	Value.
Oils, all kinds .....	7,564	\$ 1,711		\$	4,312	1,839	1,713	600		\$
Paper .....		40,938		43,354		107,546		143,979		147,260
Provisions .....		983		1,039		1,642		1,795		1,690
Seeds .....		33,037		62,705				33,409		34,241
Saddlers' effects .....						52		473		100
Spirits and wines—										
Whiskey .....	79	202	158	524	477	1,576	79	262	3	12
All other .....					40	100			1	13
Totals, spirits and wines .....	79	202	158	524	517	1,676	79	262	4	25
Tobacco and manufactures of .....	5	206	38	648		309		563		
Vegetables .....		22						60		7,264
Wood and manufactures of—										
Lumber—										
Deals, spruce and other .....										
Deal ends .....										
Laths, palings and pickets .....	22	215			500	965	559	1,507	1,497	4,398
Planks and boards .....			69	1,517	50	110	1,182	21,000	12	50
All other lumber .....								5		473
All other unmanufactured wood .....				490		66				
Wood, manufactured—										
Furniture .....		9,584		26,012		27,343		10,193		71
Wood, pulp .....		6,495		8,255		10,425		1,258		
All other manufactured wood .....								22,290		30,912
Totals, wood and mfrs. of .....		16,294		36,274		38,909		56,313		35,904
Wood and manufactures of .....		4,082		2,549		300		833		
All other articles exported .....		31,809		20,017		15,830		9,500		10,665

## SESSIONAL PAPER No. 10

*Recapitulation.*

Exports, home produce, .....	450,567	587,451	532,382	729,303	653,323
"    foreign .....	11,971	5,376	8,251	4,751	2,466
Total exports (indse.).....	462,538	592,827	540,633	734,054	656,789
Coin and bullion .....	.....	.....	.....	.....	.....
Total exports .....	462,538	592,827	540,633	734,054	656,789
"    imports.....	41,963	19,254	51,276	302,075	176,086
Total trade.....	504,441	612,081	591,909	1,036,129	832,875





## SESSIONAL PAPER No. 10

Furs and mfrs. of.....	(Dut. ....)	100	39,957	154,400	5,839	231,662
Hides and skins other than fur.	(Free .....	118,395	10	319	191,145	26
Jewellery.....	(Dut. ....)	1,227	33,395	91,349	1,107	624
Metals and minerals and mfrs. of	(Free .....	629	2,101	3,473	161,365	82,535
Oils.....	(Dut. ....)	500	221,074	31,981	359	4,805
Spices.....	(Free .....	211,171	11,300	305,555	8,779	1,540
Packages, all kinds.....	(Dut. ....)	1,077	2,462,187	14,328,810	1,038	189
Precious stones.....	(Free .....	5,433	129	2,857	5,000	3,010
Settlers' effects.....	(Dut. ....)	337,155	13,330,646	1,921,875	572	31,476
Sugar.....	(Dut. ....)	2,462,187	5,433	2,857	75,490	302,651
Tea.....	(Free .....	1,524,233	11,300	305,555	5,432	1,538,059
All other articles imported.....	(Dut. ....)	3,531	2,462,187	14,328,810	1,921,875	9,714
	(Free .....	672	129	2,857	5,124	2,860
<i>Recapitulation.</i>						
Imports, dutiable.....		416,265	575,265	557,281	912,150	859,240
"    free .....		1,744,193	2,734,113	2,137,056	2,508,301	2,000,580
Total imports (indise)						
Coin and bullion.....		2,160,458	3,309,378	2,694,337	3,420,454	2,859,820
			198	865	310	310
Total imports.....		2,160,458	3,309,576	2,695,202	3,420,454	2,860,130
"    exports.....		96,940	18,828	23,733	21,551	21,493
Total trade.....		2,257,398	3,328,404	2,718,935	3,442,008	2,881,623

No. 19—Continued.  
EXPORTS FROM CANADA TO BRITISH EAST INDIES.

ARTICLES.	1903.		1904.		1905.		1906.		1907 (9 mos.)	
	Quantity.	Value.	Quantity.	Value.	Quantity.	Value.	Quantity.	Value.	Quantity.	Value.
Breadstuffs.....	.....	960	.....	.....	.....	.....	.....	.....	.....	.....
Carriages, wagons, &c.....	40	405	.....	.....	.....	1,305	.....	4,495	.....	125
Drugs, dyes, chemicals, &c.....	1,838	1,987	.....	.....	.....	2,759	.....	308	.....	50
Fish.....	7,960	5,325	.....	.....	.....	5,104	.....	5,793	.....	10,957
Metals and minerals and manufactures of.....	13,487	5,239	.....	.....	.....	5,425	.....	2,322	.....	1,363
Spirits and wines.....	150	170	512	1,612	465	1,222	422	1,313	78	262
Tobacco.....	.....	.....	.....	.....	.....	.....	.....	.....	.....	.....
Wood and manufactures of—	.....	.....	.....	.....	.....	.....	.....	.....	.....	.....
Furniture.....	.....	35	.....	255	.....	740	.....	44	.....	.....
Planks and boards.....	5,263	64,659	.....	155	.....	2	.....	.....	.....	352
All other.....	.....	.....	.....	.....	.....	713	.....	.....	.....	.....
Totals, wood and mfrs. of.....	.....	64,694	.....	410	.....	1,473	.....	44	.....	352
All other articles exported.....	.....	7,591	.....	3,850	.....	6,445	.....	6,054	.....	2,463
<i>Recapitulation.</i>										
Exports, home produce.....	.....	96,307	.....	18,768	.....	23,630	.....	19,612	.....	21,493
" foreign.....	.....	633	.....	60	.....	103	.....	1,942	.....	.....
Total exports (indisc.).....	.....	96,940	.....	18,828	.....	23,733	.....	21,554	.....	21,493
Coin and bullion.....	.....	.....	.....	.....	.....	.....	.....	.....	.....	.....
Total exports.....	.....	96,940	.....	18,828	.....	23,733	.....	21,554	.....	21,493
" imports.....	.....	2,160,458	.....	3,309,576	.....	2,695,202	.....	3,420,454	.....	2,860,130
Total trade.....	.....	2,257,398	.....	3,328,404	.....	2,718,935	.....	3,442,008	.....	2,881,623

## No. 19—Continued.

## IMPORTS INTO CANADA FROM BRITISH GUIANA.

ARTICLES.	1903.		1904.		1905.		1906.		1907 (9 mos.)	
	Quantity.	Value.	Quantity.	Value.	Quantity.	Value.	Quantity.	Value.	Quantity.	Value.
Cocoa . . . . . ( Dut. Lbs.	5,953	737	459	55	16,063	2,065	2,400	304	..	..
.. .. . ( Free. " "	..	2,820	..	385	..	5,739	..	84	..	4,914
Metals and minerals and mfrs. of. ( Dut. " "	..	..	..	..	..	..	..	..	..	576
.. .. . ( Free. " "	..	2,681	..	2,368	..	4,033	..	2,688	..	2,298
Packages, all kinds. ( Dut. " "	..	..	..	..	..	..	..	..	..	..
.. .. . ( Free. " "	..	..	..	..	..	..	..	..	..	..
Spirits and wines ( Dut. Galls.	53,382	6,926	56,528	6,990	61,649	10,066	37,111	10,081	40,293	10,126
.. .. . " " "	..	..	..	..	..	..	19	85	..	..
All other. . . . . " " "	53,382	6,926	56,528	6,990	61,649	10,066	37,130	10,166	40,293	10,126
Totals, spirits and wines. . . . . " " "	..	..	..	..	..	..	..	..	..	..
Sugar and molasses ( Dut. Lbs.	100,187	1,856	222	6	..	..	43,587	1,430	499,735	9,110
Sugar above No. 16, D.S. in colour. ( Dut. " "	..	..	..	..	..	..	..	..	..	..
" " N.E.S., not above No. 16, ( " " "	25,606,551	569,625	109,555,260	2,180,436	80,905,517	2,490,347	96,655,257	2,050,342	141,631,457	3,006,841
D.S. in colour. . . . . ( Galls.	..	..	2,016	328	192	51	..	..	..	..
Syrup or molasses. . . . . ( Free. " "	..	..	..	..	489	88	6,899	1,172	..	..
Totals, sugar, &c. . . . . ( Dut. " "	..	571,481	..	2,180,870	..	2,190,398	..	2,051,772	..	3,016,251
.. .. . ( Free. " "	..	..	..	..	..	..	..	1,172	..	..
All other articles imported. . . . . ( Dut. " "	..	..	..	..	..	..	..	..	..	..
.. .. . ( Free. " "	..	710	..	40	..	24	..	1,160	..	55
Imports, dutiable. . . . . ( Dut. " "	..	..	..	356	..	230	..	20	..	250
" " free. . . . . ( Free. " "	..	..	..	..	..	..	..	..	..	..
Imports, dutiable. . . . . ( Dut. " "	..	583,908	..	2,190,453	..	2,510,260	..	2,065,870	..	3,033,674
" " free. . . . . ( Free. " "	..	1,447	..	411	..	2,383	..	1,496	..	826
Imports, dutiable. . . . . ( Dut. " "	..	585,355	..	2,191,064	..	2,512,643	..	2,067,366	..	3,034,500
Imports, dutiable. . . . . ( Free. " "	..	..	..	..	..	..	..	..	..	..
Total imports (molse) . . . . . ( Dut. " "	..	..	..	..	..	..	..	..	..	..
.. .. . ( Free. " "	..	..	..	..	..	..	..	..	..	..
.. .. . ( Dut. " "	..	585,355	..	2,191,064	..	2,512,643	..	2,067,366	..	3,034,500
.. .. . ( Free. " "	..	511,334	..	482,750	..	468,538	..	487,659	..	389,116
Total imports . . . . . ( Dut. " "	..	..	..	..	..	..	..	..	..	..
" " exports . . . . . ( Free. " "	..	..	..	..	..	..	..	..	..	..
Total trade . . . . . ( Dut. " "	..	1,099,689	..	2,673,814	..	2,981,181	..	2,553,025	..	3,423,616

7-8 EDWARD VII., A. 1908

## No. 19—Continued.

## EXPORTS FROM CANADA TO BRITISH GUIANA.

ARTICLES.	1903.		1904.		1905.		1906.		1907 (9 mos.)	
	Quantity.	Value.	Quantity.	Value.	Quantity.	Value.	Quantity.	Value.	Quantity.	Value.
<b>Animals, living—</b>										
Horses.....No.	12	1,615	9	800	1	200				
All other.....		1,452		585		1,245				
Totals, animals living.....		3,067		1,385		1,445		1,592		
Books, &c.....		295		428		301		250		140
<b>Breadstuffs—</b>										
Oats.....Bush.	62,473	26,358	40,079	15,272	41,011	17,561	38,327	15,672	41,050	18,243
Pease....." "	30,473	33,463	52,825	59,017	48,905	52,732	44,816	51,217	32,407	43,197
Wheat flour.....Brls.	23,999	80,748	26,058	102,151	20,288	96,467	14,083	54,333	13,481	51,004
All other....." "		1,430		946		8,300		3,502		5,106
Totals, breadstuffs.....		143,999		177,386		175,120		124,724		117,550
<b>Carriages, bicycles, &amp;c., and parts of—</b>										
Coal.....Tons	3,473	15,737	1,210	5,451		290		180		
Cordage, rope and twine.....		4,544		5,487		7,108		5,633		3,621
Drugs, dyes, chemicals, &c.....		2,550		16,457		1,831		10,107		14,456
<b>Fish and fish products—</b>										
Codfish, including haddock, ling and pollock, dry salted.....Cwt.	56,481	211,325	40,525	165,157	31,944	149,434	41,844	208,314	32,584	156,906
Herrings, pickled.....Brls.	2,334	9,002	1,651	6,359	2,618	10,363	2,725	11,600	1,617	6,671
Mackerel, pickled....." "	191	2,040	584	5,691	613	6,077	1,480	13,757	1,025	10,851
All other.....		3,790		2,731		5,823		6,422		5,397
Totals, fish, &c.....		226,157		179,938		171,697		240,093		179,825
<b>Fruits.</b>										
Hay.....Tons	82	934	80	95		200		134		34
Leather and manufactures of.....		4,928		1,009	169	1,655	118	1,278	133	1,633
Metals and minerals and mfrs. of.....		6,952		1,060		748		3,152		1,735
				563				517		4,408

## SESSIONAL PAPER No. 10

Oils.....	761	2,045	2,575	2,518	2,200
Paper.....	2,003	553	1,504	757	1,132
Provisions—					
Butter.....	30,031	6,412	9,034	11,654	30,105
Cheese.....	13,915	1,193	2,371	3,860	8,113
All other.....		2,354	834	518	3,143
Totals, provisions.....		9,959	12,439	16,032	11,264
Stone and manufactures of—					
Tobacco.....		113	30		10
		563	416	1,165	265
Vegetables—					
Potatoes.....	64,050	32,108	42,982	34,978	41,905
All other.....		35	179	62	28,471
Totals, vegetables.....		32,203	43,161	35,040	28,472
Wood and manufactures of—					
Planks and boards.....	2,543	33,995	31,996	33,978	16,529
All other wood and manufactures of.....		3,390	1,425	1,170	944
Totals, wood and mfrs. of.....		37,355	33,421	35,148	17,473
All other articles exported.....		10,890	14,455	9,339	4,958
Recapitulation.					
Exports, home produce.....		481,133	465,138	481,118	387,366
" foreign.....		1,067	3,400	6,541	1,750
Total exports (home).....		482,750	468,538	487,659	389,116
Coin and bullion.....					
Total exports.....		482,750	468,538	487,659	389,116
" imports.....		2,191,064	2,512,643	2,007,366	3,034,500
Total trade.....		2,673,814	2,981,181	2,555,025	3,423,616





## SESSIONAL PAPER No. 10

Spirits and wines— Rum.....	Dut. Gall.	25,657	10,493	22,301	10,299	22,652	11,108	20,123	11,608	13,918	7,943
All other.....	"	10	42	14	37	91	163	2,000	1,433	7	42
Totals, spirits and wines.....	"	25,667	10,535	22,315	10,336	22,743	11,211	22,123	13,041	13,924	7,985
Sponges.....	Dut. ....	.....	1,123	.....	2,453	.....	2,230	.....	2,569	.....	3,025
Sugar and molasses— Sugar, above No. 16, D. S., in colour Sugar, N. E. S., not above No. 16, D. S., in colour.....	Dut. Lbs.	175,794	3,561	67,679	1,559	88,337	2,648	165,036	4,543	796,759	21,161
Syrup or molasses.....	"	68,884,131	1,091,221	2,003,969,439	3,853,341	192,667,612	5,039,298	220,126,593	4,195,995	75,515,756	1,400,134
All other.....	(Free. " Gall.	2,059,537	349,318	2,096,715	448,184	58,761	11,353	11,958	1,822	65	21
	Dut. ....	.....	19	298,030	48,730	3,406,014	694,030	4,136,408	778,360	1,851,560	335,543
Totals, sugar, &c.....	(Free. ....	.....	1,444,122	.....	4,303,387	.....	5,053,209	.....	1,292,360	.....	1,421,316
		.....	.....	.....	48,730	.....	694,030	.....	778,360	.....	335,543
Tobacco.....	(Dut. Lbs.	634	1,752	409	1,310	384	1,209	326	1,097	318	1,466
Vegetables.....	(Free. "	.....	.....	3,655	831	.....	1,585	.....	454	25,102	10,000
Wood and mfrs. of.....	(Free. ....	.....	1,966	.....	1,553	.....	1,585	.....	454	25,102	10,000
Wool and mfrs. of.....	(Dut. ....	.....	611	.....	1,358	.....	318	.....	41	65	227
All other articles imported.....	(Free. ....	.....	.....	.....	108	.....	10	.....	276	1,600	7
		.....	6,461	.....	12,710	.....	1,803	.....	5,812	10,539	1,035
		.....	424	.....	1,321	.....	6,962	.....	2,511	1,035	.....
Recapitulation.											
Imports, dutiable.....		.....	1,603,565	.....	1,441,566	.....	5,186,431	.....	1,351,727	1,537,313	631,685
" free.....		.....	225,765	.....	374,192	.....	883,933	.....	1,098,716	631,685	.....
Total imports (nduse).....		.....	.....	.....	.....	.....	.....	.....	.....	.....	.....
Coin and bullion.....		.....	1,829,330	.....	4,815,758	.....	6,076,887	.....	5,450,473	2,168,998	5,394
		.....	923	.....	70	.....	126	.....	3,521	5,394	.....
Total imports.....		.....	.....	.....	.....	.....	.....	.....	.....	.....	.....
" exports.....		.....	1,830,253	.....	4,815,828	.....	6,077,013	.....	5,453,994	2,174,392	2,174,392
Total trade.....		.....	2,184,833	.....	2,179,771	.....	2,954,171	.....	2,758,416	2,042,990	2,042,990
		.....	1,015,086	.....	6,965,602	.....	9,041,187	.....	8,212,410	4,212,382	4,212,382

No. 19—Continued.  
EXPORTS FROM CANADA TO BRITISH WEST INDIES.

ARTICLES.	1903.		1904.		1905.		1906.		1907 (9 mos.)	
	Quantity.	Value.	Quantity.	Value.	Quantity.	Value.	Quantity.	Value.	Quantity.	Value.
Ale, beer and porter .....	382	\$ 289	243	\$ 150	628	\$ 327	432	\$ 143	624	\$ 224
Animals, living—										
Horned cattle .....	66	4,977	24	1,190	72	2,463	37	1,930	29	1,477
Horses .....	86	9,900	62	7,555	145	16,080	100	11,460	24	2,875
Sheep .....	2,392	15,183	1,228	7,468	1,748	10,450	868	5,054	394	2,785
All other .....		1,333		1,558		2,047		623		1,246
Totals, animals, living .....		31,393		17,771		31,040		19,067		8,383
Books, &c .....		4,543		4,794		5,285		10,006		3,445
Breadstuffs—										
Grain—										
Beans .....	544	846	813	1,326	46,349	54,768	896	1,643	2,657	4,489
Oats .....	441,198	162,151	390,137	140,460	350,869	135,312	257,290	102,328	255,809	101,645
Pease, whole .....		74,406	70,806	77,994	20,722	16,486	24,036	23,856	16,422	16,422
" split .....	62,633				27,673	32,161	51,690	63,157	51,608	67,234
All other .....	3,420	1,826	6,311	2,927	127	137	2,373	1,861	36	23
Totals, grain .....	507,795	239,229	468,067	222,707	445,740	238,864	336,285	192,845	326,495	189,813
Grain products—										
Bran .....	13,806	13,434	16,477	16,760	22,006	22,077	20,115	18,246	11,021	11,237
Wheat flour .....	43,624	152,668	49,007	204,201	131,812	642,707	82,353	329,417	52,406	189,862
All other .....		1,470		1,587		4,828		1,778		1,031
Totals, grain products .....		167,572		222,548		669,612		349,441		199,130
Breadstuffs, other .....		19,438		17,101		19,245		22,732		21,754

## SESSIONAL PAPER No. 10

<i>Recapitulation.</i>									
Breadstuffs	426,239		402,359	927,721	565,018	410,697			
Carriages, bicycles, &c., and parts of									
Coal	17,404	2,361	5,445	5,134	6,798	6,315			
Cordage, rope and twine		81,570	78,986	82,559	77,657	55,393	14,048		
Cotton and manufactures of		28,914	25,462	27,865	34,306	20,359			
Drugs, dyes, chemicals, &c.		31,003	7,730	1,756	2,927	2,149			
		64,148	50,296	63,132	137,356	15,558			
Fish and fish products—									
Codfish, including haddock, ling and pollock, dry salted	186,244	770,744	642,587	729,747	887,439	703,736	128,777		
Mackerel, pickled	1,318	13,574	23,154	31,278	55,307	50,457	5,064		
Herrings	37,846	135,798	144,412	50,595	223,784	132,253	33,810		
" smoked	524,385	11,376	8,035	737,440	831,939	676,658	4,399		
Sea fish, pickled	152	467			21,422	26,323			
Salmon	562	6,063	214	10,557	10,591	8,925	890		
All other		6,591	10,627	21,384	11,155	4,257			
Totals, fish, &c.		944,613	829,029	1,016,888	1,232,541	942,070			
Fruits		3,300	13,900	15,173	8,517	11,118			
Gunpowder, &c.		513	19		3	25			
Hay	1,776	19,164	24,043	21,810	22,928	20,959	4,086		
Leather and manufactures of—									
Boots and shoes		29,258	11,970	15,095	14,558	5,962			
All other		6,904	9,343	20,714	6,911	1,739			
Totals, leather and manufactures of		27,162	21,313	35,809	21,469	7,701			
Metals and minerals and manufactures of		24,101	6,784	4,240	9,984	22,990			
Musical instruments—									
Organs	1	770	595	795	125	565	4		
Pianos	8	2,605	800	1,228	800	800	3		
All other				132					
Totals, musical instruments		3,375	1,395	2,156	925	1,365			
Oils		1,574	2,580	2,957	2,658	2,001			
Paper		10,452	13,392	16,336	12,433	9,798			

## No. 19—Continued.

## EXPORTS FROM CANADA TO BRITISH WEST INDIES—Concluded.

ARTICLES.	1903.		1904.		1905.		1906.		1907 (9 mos.)	
	Quantity.	Value.	Quantity.	Value.	Quantity.	Value.	Quantity.	Value.	Quantity.	Value.
<b>Provisions—</b>										
Butter.....	477,042	112,968	543,723	127,790	574,717	136,088	523,519	134,130	343,739	93,213
Cheese.....	337,683	44,674	285,824	34,233	351,681	48,681	270,025	39,512	165,626	22,746
Meats.....										
Bacon and hams.....	36,113	4,532	118,885	12,133	102,570	11,363	27,280	3,724	12,183	1,731
Pork.....	144,175	9,428	178,604	9,267	331,509	15,438	142,950	4,804	87,830	5,828
Other provisions.....		7,759		12,985		13,686		12,886		11,142
Totals, provisions.....		179,361		196,448		225,166		195,086		134,670
<b>Ships</b> .....										
Settlers' effects.....		1,840		2,333		1,766		2,445		7,228
Soap.....	163,078	6,685	243,090	9,936	442,945	17,883	947,167	36,365	600,966	24,498
Spirits and wines.....	4,242	6,294	2,435	5,034	5,950	10,525	4,439	9,617	3,108	7,808
Sugar.....	32,460	799	47,157	1,214	27,590	1,242	31,661	1,288	3,531	148
Tobacco.....		1,119		41		357		211		81
<b>Vegetables—</b>										
Potatoes.....	112,025	64,455	134,022	75,393	137,010	72,094	122,640	73,760	77,310	50,485
All other.....		9,089		4,594		3,882		6,955		3,705
Totals, vegetables.....		73,544		79,987		75,976		80,715		54,190
<b>Wood and manufactures of—</b>										
Lumber.....										
Planks and boards.....	8,636	111,799	11,535	165,585	13,596	192,778	7,308	111,159	9,779	162,911
Other lumber, N.E.S.....		2,420		20,175		9,632		8,182		1,675
Shingles.....	5,276	10,180	17,750	28,336	17,124	29,807	21,437	30,814	6,995	9,716
Shooks, box and other.....		11,138		16,268		19,670		22,857		11,725
Household furniture.....		9,486		14,434		26,296		12,553		4,863



## SESSIONAL PAPER No. 10

All other wood and manufactures of. ....	14,104	21,979	34,949	20,496	22,276
Totals, wood and mfrs. of .....	159,127	296,777	313,102	206,061	213,166
Wool and manufactures of .....	972	1,092	1,053	731	141
All other articles exported .....	49,878	51,424	56,917	60,621	60,588
<i>Recapitulation.</i>					
Exports, home produce. ....	2,158,850	2,152,129	2,918,630	2,726,995	2,017,280
" foreign " .....	25,983	27,645	45,544	31,421	25,710
Total exports (indse) .....	2,184,833	2,179,774	2,964,174	2,758,416	2,042,990
Coin and bullion .....					
Total exports. ....	2,184,833	2,179,774	2,964,174	2,758,416	2,042,990
" imports .....	1,890,253	4,815,828	6,077,013	5,453,994	2,174,392
Total trade. ....	4,015,086	6,995,602	9,041,187	8,212,410	4,217,382



SESSIONAL PAPER No. 10

No. 19—Continued.

## EXPORTS FROM CANADA TO BRITISH AFRICA.

ARTICLES.	1903.		1904.		1905.		1906.		1907 (9 mos.)	
	Quantity.	Value.	Quantity.	Value.	Quantity.	Value.	Quantity.	Value.	Quantity.	Value.
Animals, living—										
Books &c.		1,337		43,310 5,409		41,339 2,899		69,638 3,322		71,570 1,056
Breadstuffs—										
Grain—										
Barley	15,885	12,897	311	146						
Corn	33,968	18,293	112,087	58,682	2,132	1,253				
Oats	372,326	143,818	38,654	14,990	3,150	1,295			3,313	1,338
Peas	9,916	10,255	19,318	16,241	7,858	8,532	5,714	5,387	6,692	9,573
Rye	48,383	37,494	20,319	9,800						
Wheat	115,615	70,897	112,098	90,419	8,112	6,670	69,780	57,419	49,712	40,660
All other	6,745	5,967	8,984	5,375	3,863	2,329	6,951	3,280	832	665
Totals, grain	602,838	299,531	310,871	195,653	25,115	20,119	82,957	66,401	69,549	52,476
Grain products—										
Bran	9,717	10,292	865	745	7,781	6,280	560	558	570	565
Ordnal	340	1,313	342	1,310	1,198	7,706	65	304	20	50
Wheat flour	143,949	520,436	155,261	632,348	181,899	903,032	119,766	553,899	81,572	331,549
All other	721	2,277		22,872		1,699		789		
Totals, grain products		534,318		657,275		918,667		555,550		332,164
Breadstuffs, other—										
Cereal foods, prepared		3,250		2,605		128,987		142,334		109,245
All other, N.E.S.						111		254		168
<i>Recapitulation.</i>										
Breadstuffs		837,079		855,533		1,067,884		764,539		493,753

7-8 EDWARD VII., A. 1908

## No. 19—Continued.

## EXPORTS FROM CANADA TO BRITISH AFRICA—Concluded.

ARTICLES.	1903.		1904.		1905.		1906.		1907 (9 mos.)	
	Quantity.	Value. \$	Quantity.	Value. \$	Quantity.	Value. \$	Quantity.	Value. \$	Quantity.	Value. \$
Carriages, &c.—										
Automobiles.....	No. ....	1,365	14	530	3	100	.....	.....	12	6,995
Bicycles.....	" .....	42	305	36,594	171	16,995	.....	.....	74	5,584
Carriages.....	" .....	85	2,341	2,677	3	150	.....	.....	.....	.....
Carts.....	" .....	49	3,783	5,138	.....	2,297	.....	.....	.....	3,158
All other.....	.....	.....	.....	.....	.....	.....	.....	.....	.....	.....
Totals, carriages, &c.....	.....	16,039	.....	44,939	.....	19,542	.....	19,291	.....	15,747
Clothing.....	.....	1,576	.....	1,279	.....	1,682	.....	257	.....	10
Coal.....	10,697	41,999	9,795	28,824	11,757	31,731	7,000	17,600	7,157	19,937
Cotton and manufactures of.....	.....	11,888	.....	22,686	.....	9,986	.....	100,373	.....	10,576
Drugs, dyes, chemicals, &c.....	.....	7,214	.....	5,101	.....	4,275	.....	5,972	.....	8,858
Fish and fish products.....	.....	12,796	.....	3,845	.....	4,141	.....	16,177	.....	2,084
Fruits.....	.....	11,413	.....	5,513	.....	23,887	.....	23,789	.....	25,516
Hay.....	10,431	155,674	1,103	13,953	1,430	17,131	549	5,816	56	565
Leather and manufactures of.....	.....	16,610	.....	7,452	.....	33,863	.....	19,068	.....	11,907
Metals and minerals and manufactures of—										
Iron and steel and manufactures of—										
Agricultural implements.....	.....	70,109	.....	56,972	.....	98,874	.....	94,042	.....	75,515
Machinery.....	.....	11,586	.....	22,849	.....	35,052	.....	25,550	.....	16,083
All other metals, &c.....	.....	32,081	.....	43,821	.....	39,968	.....	31,959	.....	18,692
Totals, metals, &c.....	.....	113,776	.....	123,642	.....	164,894	.....	151,551	.....	110,290
Milk and cream, condensed.....	1,014,100	81,903	1,463,476	103,437	1,411,109	103,298	1,309,250	99,086	294,080	22,082
Musical instruments—										
Organs.....	337	17,982	219	12,674	163	9,057	206	10,645	134	8,833
All other.....	.....	1,638	.....	630	.....	990	.....	1,785	.....	248
Totals, musical instruments.....	.....	19,020	.....	13,304	.....	10,047	.....	12,430	.....	9,081

## SESSIONAL PAPER No. 10

Paper.....																																																																																																																																																																																																																																																																																																																																																																																																																																																																																																																																																																																																																																																																																																																																																																																																																																																																																																																																																																																																																																																																																																																																																																																																																																																																																																																																																																																																																			
------------	--	--	--	--	--	--	--	--	--	--	--	--	--	--	--	--	--	--	--	--	--	--	--	--	--	--	--	--	--	--	--	--	--	--	--	--	--	--	--	--	--	--	--	--	--	--	--	--	--	--	--	--	--	--	--	--	--	--	--	--	--	--	--	--	--	--	--	--	--	--	--	--	--	--	--	--	--	--	--	--	--	--	--	--	--	--	--	--	--	--	--	--	--	--	--	--	--	--	--	--	--	--	--	--	--	--	--	--	--	--	--	--	--	--	--	--	--	--	--	--	--	--	--	--	--	--	--	--	--	--	--	--	--	--	--	--	--	--	--	--	--	--	--	--	--	--	--	--	--	--	--	--	--	--	--	--	--	--	--	--	--	--	--	--	--	--	--	--	--	--	--	--	--	--	--	--	--	--	--	--	--	--	--	--	--	--	--	--	--	--	--	--	--	--	--	--	--	--	--	--	--	--	--	--	--	--	--	--	--	--	--	--	--	--	--	--	--	--	--	--	--	--	--	--	--	--	--	--	--	--	--	--	--	--	--	--	--	--	--	--	--	--	--	--	--	--	--	--	--	--	--	--	--	--	--	--	--	--	--	--	--	--	--	--	--	--	--	--	--	--	--	--	--	--	--	--	--	--	--	--	--	--	--	--	--	--	--	--	--	--	--	--	--	--	--	--	--	--	--	--	--	--	--	--	--	--	--	--	--	--	--	--	--	--	--	--	--	--	--	--	--	--	--	--	--	--	--	--	--	--	--	--	--	--	--	--	--	--	--	--	--	--	--	--	--	--	--	--	--	--	--	--	--	--	--	--	--	--	--	--	--	--	--	--	--	--	--	--	--	--	--	--	--	--	--	--	--	--	--	--	--	--	--	--	--	--	--	--	--	--	--	--	--	--	--	--	--	--	--	--	--	--	--	--	--	--	--	--	--	--	--	--	--	--	--	--	--	--	--	--	--	--	--	--	--	--	--	--	--	--	--	--	--	--	--	--	--	--	--	--	--	--	--	--	--	--	--	--	--	--	--	--	--	--	--	--	--	--	--	--	--	--	--	--	--	--	--	--	--	--	--	--	--	--	--	--	--	--	--	--	--	--	--	--	--	--	--	--	--	--	--	--	--	--	--	--	--	--	--	--	--	--	--	--	--	--	--	--	--	--	--	--	--	--	--	--	--	--	--	--	--	--	--	--	--	--	--	--	--	--	--	--	--	--	--	--	--	--	--	--	--	--	--	--	--	--	--	--	--	--	--	--	--	--	--	--	--	--	--	--	--	--	--	--	--	--	--	--	--	--	--	--	--	--	--	--	--	--	--	--	--	--	--	--	--	--	--	--	--	--	--	--	--	--	--	--	--	--	--	--	--	--	--	--	--	--	--	--	--	--	--	--	--	--	--	--	--	--	--	--	--	--	--	--	--	--	--	--	--	--	--	--	--	--	--	--	--	--	--	--	--	--	--	--	--	--	--	--	--	--	--	--	--	--	--	--	--	--	--	--	--	--	--	--	--	--	--	--	--	--	--	--	--	--	--	--	--	--	--	--	--	--	--	--	--	--	--	--	--	--	--	--	--	--	--	--	--	--	--	--	--	--	--	--	--	--	--	--	--	--	--	--	--	--	--	--	--	--	--	--	--	--	--	--	--	--	--	--	--	--	--	--	--	--	--	--	--	--	--	--	--	--	--	--	--	--	--	--	--	--	--	--	--	--	--	--	--	--	--	--	--	--	--	--	--	--	--	--	--	--	--	--	--	--	--	--	--	--	--	--	--	--	--	--	--	--	--	--	--	--	--	--	--	--	--	--	--	--	--	--	--	--	--	--	--	--	--	--	--	--	--	--	--	--	--	--	--	--	--	--	--	--	--	--	--	--	--	--	--	--	--	--	--	--	--	--	--	--	--	--	--	--	--	--	--	--	--	--	--	--	--	--	--	--	--	--	--	--	--	--	--	--	--	--	--	--	--	--	--	--	--	--	--	--	--	--	--	--	--	--	--	--	--	--	--	--	--	--	--	--	--	--	--	--	--	--	--	--	--	--	--	--	--	--	--	--	--	--	--	--	--	--	--	--	--	--	--	--	--	--	--	--	--	--	--	--	--	--	--	--	--	--	--	--	--	--	--	--	--	--	--	--	--	--	--	--	--	--	--	--	--	--	--	--	--	--	--	--	--	--	--	--	--	--	--	--	--	--	--	--	--	--	--	--	--	--	--	--	--	--	--	--	--	--	--	--	--	--	--	--	--	--	--	--	--	--	--	--	--	--	--	--	--	--	--	--	--	--	--	--	--	--	--	--	--	--	--	--	--	--	--	--	--	--	--	--	--	--	--	--	--	--	--	--	--	--	--	--	--	--	--	--	--	--	--	--	--	--	--	--	--	--	--	--	--	--	--	--	--	--	--	--	--	--	--	--	--	--	--	--	--	--	--	--	--	--	--	--	--	--	--	--	--	--	--	--	--	--	--	--	--	--	--	--	--	--	--	--	--	--	--	--	--	--	--	--	--	--	--	--	--	--	--	--	--	--	--	--	--	--	--	--	--	--	--	--	--	--	--	--	--	--	--	--	--	--	--	--	--	--	--	--	--	--	--	--	--	--	--	--	--	--	--	--	--	--	--	--	--	--	--	--	--	--	--	--	--	--	--	--	--	--	--	--	--	--	--	--	--	--	--	--	--	--	--	--	--	--	--	--	--	--	--	--	--	--	--	--	--	--	--	--	--	--	--	--	--	--	--	--	--	--	--	--	--	--	--	--	--	--	--	--	--	--	--	--	--	--	--	--	--	--	--	--	--	--	--	--	--	--	--	--	--	--	--	--	--	--	--	--	--	--	--	--	--	--	--	--	--	--	--	--	--	--	--	--	--	--	--	--	--	--	--	--	--	--	--	--	--	--	--	--	--	--	--	--	--	--	--	--	--	--	--	--	--	--	--	--	--	--	--	--	--	--	--	--	--	--	--	--	--	--	--	--	--	--	--	--	--	--	--	--	--	--	--	--	--	--	--	--	--	--	--	--	--	--	--	--	--	--	--	--	--	--	--	--	--	--	--	--	--	--	--	--	--	--	--	--	--	--	--	--	--

## Recapitulation.

Exports, home produce.....

foreign.....

Gain and balloon.....

Total exports (induse).....

Total exports.....

" imports.....

Total trade.....



## No. 19—Continued.

## IMPORTS INTO CANADA FROM NEWFOUNDLAND.

ARTICLES.	1903.		1904.		1905.		1906.		1907 (9 mos.)	
	Quantity.	Value.	Quantity.	Value.	Quantity.	Value.	Quantity.	Value.	Quantity.	Value.
		\$		\$		\$		\$		\$
Articles the growth, produce or manufacture of Canada returned after having been exported.....		2,585		1,972		6,341		2,631		2,782
Bones crude.....		81	18,990	10,460	28,648	17,537	31,633	19,456	16,055	8,984
Books, periodicals, &c.....		58		10		25		55		24
Drugs, &c.....		31				65		40		75
Fisheries, articles for the use of.....		2,103				2,925		124		
		3,411		2,606		3,575		2,622		2,474
Fish and fish products—										
Cod, haddock, ling and pollock, dry, salted or smoked.....	102,176	340,755		414,341		308,407	180,781	812,344	134,377	616,121
Herrings, fresh.....	2,811,110	44,027		21,161		25,734	2,075,600	36,162	1,369,400	26,996
" pickled.....	9,488,973	144,868		124,826		135,355	11,146,710	183,171	7,802,108	121,399
Lobsters, fresh in cans.....		53,374		478		8		13		
" preserved in cans.....	216,988	11,657	181,607	48,190	359,683	86,131	244,255	58,760	104,948	29,428
Salmon, fresh.....	200,639	14,947	11,657	7,081	194,195	19,746	121,441	10,974	179,980	14,168
" pickled.....	281,965	218	195,044	12,172	487,634	26,127	640,874	33,993	767,865	39,547
All other.....		25,598		59,120		36		10		6
		218				29,215		16,921		15,021
Totals, fish, &c.....		635,226		687,369		36		10		6
						630,763		1,152,338		862,880
Furs and mfrs. of.....		14,605		41						
Glass and mfrs. of.....		65		12,207		50,717		30,243		21,232
Hides and skins, other than fur.....		2,032		346		1,749		6,901		4,487
Leather and mfrs. of.....		288		306		219		377		217

## SESSIONAL PAPER No. 10

<b>Metals and minerals and mfrs. of—</b>									
<b>Ores of metal, all kinds, including</b>									
cobalt ore.....		Free, Cwt.	6,824,240	381,488	3,802,442	200,541	3,837,948	203,416	8,982,622
(Dut. ....		(Dut. ....	4,554	7,091	.....	2,960	.....	10,063	.....
All other.....		(Free. ....	.....	4,554	.....	3,174	.....	5,131	.....
<b>Totals, metals, &amp;c.....</b>									
(Dut. ....		(Dut. ....	.....	388,579	.....	203,715	.....	2,705	.....
(Free. ....		(Free. ....	.....	.....	.....	.....	.....	461,686	.....
<b>Oils.....</b>									
(Dut. Galls.		(Dut. Galls.	178,828	74,017	177,185	115,355	219,152	101,434	182,680
(Free. ".....		(Free. ".....	.....	.....	.....	.....	.....	.....	.....
<b>Salt.....</b>									
(Dut. Lbs.		(Dut. Lbs.	2,220,560	3,618	300,000	355	808,700	1,860	1,576,000
(Free. ".....		(Free. ".....	.....	3,158	.....	9,820	.....	4,350	.....
<b>Settlers' effects.....</b>									
Spirits and wines.....		Dut. ....	.....	1,066	.....	1,030	.....	1,000	.....
<b>Wood and mfrs. of.....</b>									
(Free. ....		(Free. ....	.....	1,708	.....	410	.....	348	.....
(Dut. ....		(Dut. ....	.....	2,727	.....	11,895	.....	3,757	.....
All other articles imported.....		(Free. ....	.....	239	.....	6,034	.....	3,103	.....
<b>Recapitulation.</b>									
<b>Imports, dutiable.....</b>									
" free.....		" free.....	.....	9,030	.....	16,812	.....	15,478	.....
Total imports (mfrs.).....		Total imports (mfrs.).....	.....	1,131,339	.....	1,051,809	.....	1,013,349	.....
<b>Coin and bullion.....</b>									
Total imports.....		Total imports.....	.....	1,140,369	.....	1,071,621	.....	1,059,417	.....
" exports.....		" exports.....	.....	57,063	.....	5,136	.....	.....	.....
<b>Total trade.....</b>									
Total trade.....		Total trade.....	.....	3,713,948	.....	3,975,508	.....	4,533,130	.....
<b>Exports.....</b>									
Total exports.....		Total exports.....	.....	1,197,372	.....	1,076,757	.....	1,059,417	.....
" imports.....		" imports.....	.....	2,516,576	.....	2,898,751	.....	3,473,713	.....
<b>Total trade.....</b>									
Total trade.....		Total trade.....	.....	3,713,948	.....	3,975,508	.....	4,533,130	.....

## No. 19—Continued.

## EXPORTS FROM CANADA TO NEWFOUNDLAND.

ARTICLES.	1903		1904.		1905.		1906.		1907 (9 mos.)	
	Quantity.	Value.	Quantity.	Value.	Quantity.	Value.	Quantity.	Value.	Quantity.	Value.
Animals living—		\$		\$		\$		\$		\$
Horned cattle .....	2,249	78,896	2,286	84,384	2,514	93,337	2,622	105,880	1,842	72,966
Horses .....	228	18,642	491	37,265	245	18,101	185	16,293	71	6,438
Sheep .....	2,637	10,331	2,839	9,431	3,061	11,036	2,826	11,266	2,050	10,215
All other .....		2,899		1,251		641		350		3,896
Totals, animals, living .....		110,768		132,831		123,135		133,789		94,015
Books, &c .....		11,377		11,830		11,318		15,432		13,593
Breadstuffs—										
Grain:—Indian corn .....	1,596	922	772	419	238	208	563	236	30	18
Oats .....	238,094	89,409	302,583	112,125	242,883	101,483	227,242	96,527	223,430	105,962
Pease, whole .....					16,524	14,308	25,157	26,641	13,826	16,394
" split .....	25,322	24,554	21,104	19,777	2,115	1,353	1,304	1,649	3,993	5,146
All other .....	1,167	1,842	2,251	3,308	2,903	3,457	1,471	1,918	1,122	1,756
Totals, grain .....	266,179	116,727	326,710	135,629	264,663	120,809	255,737	127,001	242,421	129,276
Grain products—										
Bran .....	6,510	5,402	9,301	9,607	19,335	17,570	12,235	11,904	8,037	7,930
Oatmeal .....	3,828	14,688	4,354	18,114	2,383	9,341	9,380	4,126	876	3,496
Wheat flour .....	233,210	843,456	228,984	930,421	282,860	1,346,302	240,040	1,109,480	169,047	724,154
All other .....		13,553		9,534		16,296		14,762		9,674
Totals, grain products .....		877,599		968,176		1,389,419		1,140,272		745,254
Breadstuffs, other .....		2,819		9,382		9,780		11,272		7,376
Recapitulation.										
Breadstuffs .....		997,145		1,113,187		1,520,008		1,278,545		881,906

## SESSIONAL PAPER No. 10

Bricks, .....	M.	248	1,448	88	691	104	1,190	265	2,855	41	1,188
Carrriages, bicycles, &c. ....			2,748		2,348		6,242		5,330		4,677
Clothing, .....			30,256		45,590		59,743		29,105		17,470
Coal, .....	Tons.		331,280		413,046		369,535		468,326		268,229
Cordage, rope and twine, .....			3,190		5,433		6,780		7,228		4,557
Cotton and manufactures of, .....			51,255		38,505		37,326		58,201		33,663
Drugs, dyes, chemicals, &c. —											
Extract of hemlock bark, .....	Brls.	167	1,930	180	2,340	121	1,481	231	2,586	114	1,380
All other, .....			46,059		38,409		69,915		40,743		31,233
Totals, drugs, dyes, chemicals, &c., .....			47,989		40,749		71,396		43,329		32,673
Fertilizers, .....			20		529		3,411		118		300
Fish and fish products—											
Codfish, lug, pollock, &c., dry salted, .....	Cwt.	3,048	10,881	2,228	7,897	6,079	21,374	8,407	41,318	3,423	16,380
All other, .....			2,953		1,339		1,798		1,091		12,173
Totals, fish, &c., .....			13,834		9,236		26,172		42,412		28,553
Fruits—											
Apples, green, .....	Brls.	7,236	16,485	16,811	44,024	9,770	23,203	11,095	32,690	16,644	52,438
All other, .....			9,801		14,325		18,120		19,136		9,543
Totals, fruits, .....			26,286		58,949		41,323		51,826		61,981
Furs and manufactures of											
Glass, .....			13		84		2,685		5,004		1,592
Gunpowder, &c. ....			3,717		3,171		8,445		7,564		2,860
Gutta percha, in lia-rubber and mfrs. of			23,247		32,353		62,840		51,961		19,170
Hats and caps, .....			13,657		14,118		17,692		20,100		13,804
Hay, .....			2,863		3,768		3,768		4,915		6,076
Hides and skins other than fur, .....	Tons.	1,127	12,060	3,423	39,900	6,521	57,402	3,766	37,206	1,606	19,688
Leather and manufactures of			1,261		2,642		4,899		5,432		9,609
Unmanufactured—											
Sole leather, .....	Lbs.	284,583	62,224	199,035	40,159	218,222	46,556	111,334	24,306	91,566	22,166
Upper, " .....	"	44,074	11,334	17,315	5,697	4,500	1,535	27,935	3,910	5,535	1,891
Leather, N.E.S., .....	"	35,992	8,931	128,124	31,918	112,551	28,732	131,857	36,451	74,150	19,339
Manufactured											
Boots and shoes, .....			62,026		76,514		68,760		52,396		58,919
All other, N.E.S., .....			3,196		2,094		3,552		2,966		1,026
Totals, leather and mfrs. of, .....			147,711		156,382		149,155		120,029		103,401
Lime, .....			129		224		132		41		5

## No. 19—Continued.

## EXPORTS FROM CANADA TO NEWFOUNDLAND—Concluded.

ARTICLES.	1903.		1904.		1905.		1906.		1907 (9 mos.)	
	Quantity.	Value.	Quantity.	Value.	Quantity.	Value.	Quantity.	Value.	Quantity.	Value.
Metals and minerals and manufactures of— Iron and steel and manufactures of. All other metals and minerals and manu- factures of		\$		\$		\$		\$		\$
	.....	109,447	.....	140,625	.....	146,989	.....	171,725	.....	110,826
	.....	12,262	.....	21,658	.....	21,222	.....	12,934	.....	4,398
	.....	121,709	.....	162,283	.....	168,211	.....	184,659	.....	115,224
Totals, metals and minerals and mfrs. of.										
Milk and cream, condensed..... Lbs.	82,831	6,443	62,275	5,918	162,554	10,318	95,807	6,482	98,468	6,621
Molasses..... Galls.	48,893	7,485	57,208	11,893	37,860	10,895	60,896	17,800	40,197	10,357
Musical instruments— Organs..... No.	11	726	19	1,781	26	1,667	46	2,740	25	1,456
	.....	404	.....	2,899	.....	1,670	.....	2,405	.....	3,119
	.....	1,130	.....	4,680	.....	3,337	.....	5,145	.....	2,275
Totals, musical instruments										
Oils.....	.....	8,873	.....	10,974	.....	18,884	.....	10,141	.....	7,773
Paper.....	.....	42,432	.....	50,403	.....	64,992	.....	59,354	.....	30,745
Provisions— Butter..... Lbs.	333,286	69,017	406,157	88,422	444,613	83,631	241,611	48,413	251,132	56,516
	.....	198,622	214,863	21,754	375,614	35,171	290,992	30,992	306,301	37,748
	.....	12,440	18,366	2,769	27,772	4,916	27,393	5,545	22,899	4,984
	.....	1,900	.....	.....	.....	.....	.....	.....	.....	.....
Meats— Bacon and hams..... Lbs.	27,938	3,437	72,416	8,341	134,928	8,403	9,277	1,190	33,676	4,121
	.....	484,987	307,722	16,054	733,047	40,707	820,914	48,403	759,793	41,688
	.....	15,540	12,573	772	44,501	3,040	62,878	4,921	20,350	1,702
	.....	506,614	879,312	69,094	877,854	415,608	415,608	24,539	244,689	19,625
Pork.....	.....	41,020	.....	19,562	.....	17,261	.....	11,339	.....	14,738
Other provisions.....	.....	18,948	.....	.....	.....	.....	.....	.....	.....	.....
Totals, provisions.....	.....	188,936	.....	226,708	.....	256,918	.....	175,342	.....	181,122



## SESSIONAL PAPER No. 10

Salt.....	Lbs.	6,104,786	18,041	6,179,182	16,755	5,749,388	16,481	7,140,801	19,477	3,952,301	11,223
Settlers' effects.....			7,196		7,761		8,596		11,431		8,271
Ships.....	No.		6,000				900		1,810		12,060
Soap.....	Lbs.	172,808	5,475	100,156	3,746	98,374	3,631	74,421	2,718	472	1,376
Spirits and wines.....	Galls.	3,688	7,490	1,985	2,704	2,485	2,213	4,696	3,700	1,174	1,474
Stone and mfrs. of.....			1,159		2,584		3,771		1,809		1,921
Sugar.....	Lbs.	70,465	1,827	136,700	3,537	97,189	3,300	86,158	3,505	50,331	2,117
Tar.....	Lbs.		12,697		4,685		16,384		4,204		1,294
Tea.....	Lbs.	146,648	28,621	88,269	20,639	108,730	20,692	147,700	28,333	56,414	10,430
Tobacco.....			14,334		22,639		28,185		17,370		9,070
Vegetables—											
Potatoes.....	Bush.	54,688	22,056	54,937	20,028	69,176	20,288	74,998	22,517	37,820	14,752
All other.....			11,327		6,164		5,898		9,387		6,979
Totals, vegetables.....			33,383		26,192		26,186		31,904		21,731
Wood and manufactures of											
Lumber—Deals, spruce and other.....	St. Hd.	13	560	292	6,328	5	148	10	265		
Planks and boards.....	M. Ft.	249	3,171	360	1,170	768	8,497	817	12,800	432	6,727
Joints and scantling.....	"			5	38	5	51	8	129	6	72
Other lumber.....			3,498		2,610		7,327		1,582		1,955
Shingles.....	M.	247	538	484	767	796	1,635	742	1,291	104	244
Household furniture.....			18,401		27,198		23,211		21,465		15,469
Matches and match splints.....			318		1,521		23,128		138		15,432
All other wood, &c.....			17,656		25,156		27,431		21,823		16,129
Totals, wood and mfrs. of.....			43,545		67,848		68,448		59,523		40,728
Wool and manufactures of.....											
All other articles exported.....			16,373		33,352		38,448		42,281		27,490
			99,843		87,475		117,771		137,228		122,347
Recapitulation.											
Exports, home produce.....			2,384,966		2,762,348		3,320,209		3,023,047		2,154,420
" foreign.....			128,960		136,342		153,389		199,562		89,849
Total exports (home).....			2,510,926		2,898,690		3,473,598		3,213,609		2,244,269
Coin and bullion.....			5,650		61		115		247		200
Total exports.....			2,516,576		2,898,751		3,473,713		3,213,856		2,244,469
" imports.....			1,197,372		1,076,757		1,059,417		1,758,807		1,464,582
Total trade.....			3,713,948		3,975,508		4,533,130		4,972,663		3,709,051

No. 19.—*Continued.*  
FOREIGN COUNTRIES.

IMPORTS INTO CANADA FROM ARGENTINE REPUBLIC.

ARTICLES.	1903.		1904.		1905.		1906.		1907 (9 mos.)	
	Quantity.	Value.	Quantity.	Value.	Quantity.	Value.	Quantity.	Value.	Quantity.	Value.
		§		§		§		§		§
Drugs, chemicals, &c.—										
Soda, nitrate of . . . . .							1,388,800	29,026		
Hides and skins other than fur . . . . .										
Seeds, flax . . . . .	1,078,676	831,770		435,629		575,841		1,415,388		1,477,270
Sugar . . . . .		28,968				56,128	153,958	4,348		
Wool not further prepared than washed, N.E.S. . . . .	185,800	29,985	381,629	60,556	485,393	90,697	186,642	43,699		
All other articles imported . . . . .		381		35		8		1,829		3,291
				2,695		69				17,382
<i>Recapitulation.</i>										
Imports, dutiable . . . . .		381		35		56,136		6,177		3,291
" free . . . . .		890,723		498,880		666,607		1,488,113		1,494,652
Coin and bullion . . . . .		891,104		498,915		722,743		1,494,290		1,497,943
Total imports (mdse.) . . . . .										
Total imports . . . . .		891,104		498,915		722,743		1,494,290		1,497,943
" exports . . . . .		1,010,827		1,119,317		1,461,797		1,888,832		1,971,553
Total trade . . . . .		1,901,931		1,618,232		2,184,540		3,383,122		3,469,496

SESSIONAL PAPER No. 10

No. 19.—Continued.

## EXPORTS FROM CANADA TO ARGENTINE REPUBLIC.

ARTICLES.	1903.		1904.		1905.		1906.		1907 (9 mos.)	
	Quantity.	Value.	Quantity.	Value.	Quantity.	Value.	Quantity.	Value.	Quantity.	Value.
Animals, living.....		\$		5,000		\$		\$		\$
Books, pamphlets, &c.....				110		2,365		253		125
Breadstuffs.....								1,280		20,257
Cordage, rope and twine.....				4,922		21,186		17,082		27,124
Carriages, bicycles, &c.....		3,417		5,595		24,470		25,641		27,278
Cotton and mfrs. of.....		620				540		12,200		17,598
Drugs, chemicals, &c.....								2,466		20,876
Fish.....						90		12,340		5
Gunpowder, &c.....		548				2,200		135		
Leather and mfrs. of.....										
Metals and minerals and mfrs. of										
Iron and steel and mfrs. of.....										
Agricultural implements.....		60,923		138,283		62,173		256,006		238,662
Other metals, &c.....		6,779		5,251		3,460		35,488		29,665
Totals, metals, &c.....		67,702		143,534		65,633		291,494		268,267
Paper.....		5,818		8,428		13,204		12,327		17,731
Spirits and wines.....		2,925		2,401		1,200		3,000		600
Wood and mfrs. of.....						420				
Lumber.....										
Deals, pine.....				5						
" spruce and other.....	172	4,730		144						
Planks and boards.....	54,630	873,370		8,982		28,220		616		21,985
Laths, palings and pickets.....				862,296		61,604		64,039		1,503,389
Joists and scantling.....	1,298	18,085		28,791		159,041		6,036		53,114
All other wood and mfrs. of.....		32,990		48,220		38,294		20,044		14,124
Totals, wood and mfrs. of.....		929,175		948,433		1,330,354		1,505,834		1,592,612
All other articles exported.....		592		895		555		4,710		6,080

No. 19—Continued.  
EXPORTS FROM CANADA TO ARGENTINE REPUBLIC—Concluded.

ARTICLES.	1903.		1904.		1905.		1906.		1907 (9 mos.)	
	Quantity.	Value.	Quantity.	Value.	Quantity.	Value.	Quantity.	Value.	Quantity.	Value.
<i>Recapitulation.</i>										
Exports, home produce.....		\$		\$		\$		\$		\$
" foreign ".....		1,010,827		1,119,288		1,461,636		1,881,983		1,908,323
Total exports (mdse).....				29		101		6,849		3,230
Coin and bullion.....		1,010,827		1,119,317		1,461,797		1,888,832		1,971,553
Total exports.....		1,010,827		1,119,317		1,461,797		1,888,832		1,971,553
" imports.....		891,104		498,915		722,743		1,494,200		1,497,943
Total trade.....		1,901,931		1,618,232		2,184,540		3,383,122		3,469,496





7-8 EDWARD VII., A. 1908

## No. 19.—Continued.

## IMPORTS INTO CANADA FROM AUSTRIA-HUNGARY—Concluded,

ARTICLES.	1903.		1904.		1905.		1906.		1907 (9 mos.)	
	Quantity.	Value.	Quantity.	Value.	Quantity.	Value.	Quantity.	Value.	Quantity.	Value.
Hops . . . . .	20,219	6,304	15,072	5,753	30,903	14,351	115,906	27,528	70,153	19,726
Jewellery . . . . .		4,667		13,133		8,438		12,889		18,494
Leather and mfrs. of . . . . .		553		300		337				709
Metals and minerals and mfrs. of . . . . .		16,908		51,539		87,453		90,066		143,400
{ Free . . . . .		10,694		6,895		13,491				4,790
{ Dut. . . . .		3,300		5,443		7,634		4,138		5,803
Mineral and aerated waters . . . . .										
{ Free . . . . .										
{ Dut. . . . .		154		2,484		6,868		7,441		5,530
Musical instruments . . . . .				561				76		35
{ Free . . . . .		168		306		568		120		29
Optical instruments, &c. . . . .										4,466
{ Free . . . . .		1,700		3,387		513		1,355		
Packages . . . . .										
{ Dut. . . . .		622		441		85		2,831		5,592
Paintings, drawings, &c. . . . .		298		18		1,097		267		491
{ Free . . . . .		87		128		375		6,102		7,397
Paints and colours . . . . .				1,453		135				1,135
{ Free . . . . .		1,364		5,228		2,385		4,506		5,845
Paper and mfrs. of . . . . .										
{ Dut. . . . .										
{ Free . . . . .		12		687		4,368		249		997
Pencils lead in wood or otherwise . . . . .		869		769		508		2,067		5,085
Precious stones . . . . .		28						40,697		882
Ribbons . . . . .		428		2,001		788		7,337		5,255
Settlers' effects . . . . .		186		465		1,018				510
Silk and mfrs. of . . . . .		17,006		58,507		34,342		34,231		34,908
{ Dut. . . . .										
{ Free . . . . .		38,994		127,340		5,942		2,117		572
Sugar . . . . .	1,759,157		5,316,844		154,576		77,895		12,435	
Tobacco pipes, pipe mounts, cigar										
and cigarette cases, &c. . . . .		23,358		34,031		43,109		36,421		49,610
Trunks, pocketbooks, purses, hat										
boxes, &c. . . . .		1,670		1,467		5,207		2,819		4,337
Watches . . . . .				39		466		3,028		23,928

## SESSIONAL PAPER No. 10

Wood and mfrs. of.....	{ Dut. ....	.....	7,789	.....	9,179	.....	10,924	.....	6,765
	{ Free. ....	.....	.....	.....	.....	.....	.....	.....	.....
Wool and mfrs. of.....	{ Dut. ....	.....	73,333	.....	75,153	.....	87,242	.....	91,474
	{ Free. ....	.....	2,619	.....	1,335	.....	.....	.....	.....
All other articles imported.....	{ Dut. ....	.....	8,730	.....	10,967	.....	10,671	.....	12,522
	{ Free. ....	.....	6,712	.....	1,096	.....	2,477	.....	1,566
<i>Recapitulation.</i>									
Imports, dutiable .....		.....	773,685	.....	664,951	.....	742,036	.....	827,974
" free .....		.....	30,388	.....	34,508	.....	52,317	.....	21,066
Total imports (udsc.).....		.....	804,073	.....	699,459	.....	794,353	.....	849,040
Coin and bullion .....		.....	.....	.....	.....	.....	.....	.....	.....
Total imports.....		.....	804,073	.....	699,459	.....	794,353	.....	849,040
" exports .....		.....	338	.....	688	.....	5,784	.....	27,064
Total trade, .....		.....	804,411	.....	700,147	.....	800,137	.....	876,104

No. 19—Continued.  
EXPORTS FROM CANADA TO AUSTRIA-HUNGARY.

ARTICLES.	1903.		1904.		1905.		1906.		1907 (9 mos.)	
	Quantity.	Value. \$	Quantity.	Value. \$	Quantity.	Value. \$	Quantity.	Value. \$	Quantity.	Value. \$
Metals and mfrs. of—										
Iron and steel manufactures of—										
Agricultural implements.....		170				464				23,994
Machinery.....								5,244		600
All other.....										
Totals, metals, &c.....		170				464		5,244		24,594
All other articles exported.....		1,383		338		224		540		2,470
Recapitulation.										
Exports, home produce.....		1,492		89		587		5,055		27,064
foreign " ".....		61		249		101		729		
Total exports (indse).....		1,553		338		688		5,784		27,064
Coin and bullion.....										
Total exports.....		1,553		338		688		5,784		27,064
" imports.....		350,840		804,073		699,459		794,353		849,040
Total trade.....		352,393		804,411		700,147		800,137		876,104

SESSIONAL PAPER No. 10

## No. 19—Continued.

## IMPORTS INTO CANADA FROM BELGIUM.

ARTICLES.	1903.		1904.		1905.		1906.		1907 (9 mos.)	
	Quantity.	Value.	Quantity.	Value.	Quantity.	Value.	Quantity.	Value.	Quantity.	Value.
Animals.....		600		7,520		7,485		13,947		23,100
Articles for the use of the Dominion Government.....		14,754		274,286		1,582		3,681		729
Boots, shoe and stay laces.....		122,446		62		15,377		21,165		12,921
Books, periodicals, &c. ....		1,562		2,807		3,236		1,447		1,660
Breadstuffs.....		9,996		5,662		20,701		20,320		7,591
Bricks, clays, tiles, &c. ....		201		2,133		44		324		56
		37,775		8,187						
Cement—										
Portland.....	840,761	261,618	502,635	154,580	370,885	405,716	172,525	45,109	122,202	31,677
All other.....						287				
Totals, cement.....		261,618		154,580		106,003		45,109		31,677
Corsets.....		11,457		11,852		7,298		7,297		4,008
Cotton and manufactures of.....		26,513		25,735		32,754		28,171		30,203
Curtains.....		1,136		533		1,433		1,664		7,199
Drugs, dyes, chemicals, &c. ....		5,908		3,328		3,600		3,466		3,802
Earthenware and chinaware.....		88,327		18,095		14,263		26,965		27,975
Fancy goods.....		465		752		3,082		429		2,324
Flax, hemp, jute and mfrs. of.....		13,895		24,824		19,231		32,738		16,718
		4,198		2,464		13,231		6,403		4,036
Furs and mfrs. of.....		7,751		19,423		34,805		27,089		1,728
		1,034								7,468





## SESSIONAL PAPER No. 10

Iron and steel and infra of —											
Bar iron or steel, rolled, whether in coils, bundles, rods or bars, comprising rounds, ovals, squares and flats, and rolled shapes, N.O.P. ....											
Dut.	Cwt.	20,027	23,905	23,049	27,646	2,501	2,757	12,556	14,023	6,325	8,109
Iron or steel ingots, cogged ingots blooms, slabs, billets, puddled bars and loops or other forms, N.O.P., less finished than iron or steel bars, but more advanced than pig iron, except castings . . .											
"	"	3,451	4,050			3,083	2,730	97,307	91,566	96,739	106,418
Iron or steel rolled round wire rods in the coil, not over 3 in. in diameter, etc. ....											
Free.	"	13,477	17,367	23,074	32,096			4,770	5,184		32,047
Dut.	"	496	61,463		104,730		106,380		72,260	3	115
"	Tons.		11,695	1,748	45,374						
Muskets, rifles and other firearms											
Railway fish-plates and tie-plates											
Rolled iron or steel sheets, No. 17 (No. 14 gauge after Nov. 29, 1906) gauge and thinner, N.O.P.											
"	Cwt.	9,538	18,238	11,316	17,767	11,051	18,098	14,021	22,749	9,349	19,445
Rolled iron or steel angles, tees, beams, channels, joists, girders, zees, stars or rolled shapes, or trough, bridge, building or structural rolled sections, or shapes not punched, drilled or further manufactured than rolled, N.E.S., and flat eye bar blanks not punched or drilled . .											
"	"	131,994	143,840	96,233	96,546	50,311	48,742	52,526	57,463	80,978	96,272
Rolled iron or steel angles, tees, beams, channels, girders and other rolled shapes or sections, weighing less than 35 lbs. per lineal yard, not punched, drilled or further manufactured than rolled, N.O.P. ....											
"	"	36,386	38,247	29,894	31,714	8,752	9,151	12,253	13,814	5,119	6,091
Rolled iron or steel plates or sheets sheared or unsheared, and skelp iron or steel, sheared or rolled in grooves, N.E.S. ....											
"	"	14,055	17,645	20,985	26,320	16,551	19,760	27,255	35,411	3,903	5,808
Skelp iron or steel, sheared or rolled in grooves, imported by manufacturers of wrought iron or steel pipe for use only in the manufacture of wrought iron or steel pipe in their own factories											
"	"	19,013	41,921	5,531	7,457						
"	Tons.	1,172	25,691	1,759	36,550	67	1,443	1	27	39	1,193
Steel rails. ....											
Free.	Cwt.	223,816	233,636	689,910	837,532	14,961	308	8,400	627	10,345	339
Dut.	Lbs.	225,300	3,438	29,162	443	1,533,900	30,165	336,600	7,155	11,200	229
Free.	"	799,500	14,280	898,000	19,308	1,533,900	30,165	336,600	7,155	11,200	229
Wire ....											



## SESSIONAL PAPER No. 10

Paper and manufactures of..... (Dut. Free)	27,213	53,877	67,986	51,167	61,741
Plants and trees..... (Dut. Free)	2,486	2,366	3,255	3,887	3,102
Precious stones and imitations of..... (Dut. Free)	454	614	6,363	7,590	7,333
Ribbons..... (Dut. Free)	82,223	98,991	189,116	47,895	7,051
Settlers' effects..... (Dut. Free)	2,657	4,298	25,478	17,042	82,809
Silk and mfrs. of..... (Dut. Free)	100	1,662	109,745	75,986	15,863
Spirits and wines..... (Dut. Free)	4,460	1,486	4,849	6,660	122,877
Stone and manufactures of..... (Dut. Free)	134	45	728	105	3,461
	41	262	637	331	23
	165	11,580	574	73	244
Sugar and molasses--					
Sugar above No. 16 U.S. in colour. Dut. Lbs.	1,118	653,330	33,600	4,923	343
" N.F.S., not above No. 16					
D.S. in colour..... " "	429,333	508,219	13,302,403	392,541	13,673
All other sugar and molasses..... " "	312	1,230	285	237	482
Totals, sugar and molasses..... " "	430,763	521,815	351,336	397,701	14,498
Vegetables..... Dut.	1,627	2,801	2,801	1,460	1,530
Wood and manufactures of..... (Dut. Free)	302	622	1,314	1,750	1,922
Wood and manufactures of..... (Dut. Free)	28,921	38,634	19	179	84
Wood and manufactures of..... (Dut. Free)	12,467	9,794	48,807	54,951	49,844
All other articles imported..... (Dut. Free)	8,061	19,443	20,603	9,779	5,739
		5,553	17,695	17,401	26,018
			6,655	9,568	13,956
Imports, dutiable.....	1,899,345	1,871,715	1,408,292	1,913,473	1,291,237
" free.....	750,145	1,517,669	525,927	379,580	441,432
Total imports (indisc.).....	2,649,490	3,389,384	1,991,219	2,333,062	1,702,669
Coin and bullion.....					
Total imports.....	2,649,490	3,389,384	1,991,219	2,333,062	1,702,669
" exports.....	2,150,550	1,136,417	1,739,867	1,565,166	1,857,958
Total trade.....	4,800,040	4,518,801	3,734,026	3,888,228	3,560,627

## Recapitulation.

## No. 19—Continued.

## EXPORTS FROM CANADA TO BELGIUM

ARTICLES.	1903.		1904.		1905.		1906.		1907 (9 mos.)	
	Quantity.	Value.	Quantity.	Value.	Quantity.	Value.	Quantity.	Value.	Quantity.	Value.
Animals, living.....	.....	\$ 92,439	.....	\$ 68,855	.....	\$	.....	\$	.....	\$
Ashes, pot and pearl .. .. .	64	2,636	23	1,025	.....	.....	16	649	.....	.....
Books, &c. .... Brls.	.....	270	.....	1,204	.....	5,119	.....	7,198	.....	180
Breadstuffs— (Grain—	.....	.....	.....	.....	.....	.....	.....	.....	.....	.....
Barley..... Bush.	257,925	130,801	181,172	81,043	150,931	65,755	75,004	36,068	16,699	11,245
Buckwheat..... "	56,029	32,549	22,991	10,375	139,408	79,773	77,539	43,998	55,541	29,855
Indian corn..... "	69,300	34,650	23,103	10,395	54,573	27,286	94,234	47,117	.....	.....
Oats..... "	228,504	78,515	42,036	12,301	2,655	1,381	124,292	43,655	2,352	941
Pease..... "	163,430	138,207	3,429	2,572	15,719	11,317	.....	.....	276	345
Rye..... "	55,188	31,027	1,922	457	724	434	17,431	10,807	.....	.....
Wheat..... "	1,104,206	862,007	614,270	487,548	393,549	327,658	372,407	308,892	105,784	88,714
All other..... "	637	828	.....	.....	7,722	9,362	.....	.....	.....	.....
Totals, grain..... "	1,955,220	1,308,584	888,917	605,191	765,281	522,546	700,907	490,537	180,652	131,100
Grain products.....	.....	.....	.....	.....	.....	.....	.....	29,215	.....	2,223
Breadstuffs, other.....	.....	712	.....	1,928	.....	6,737	.....	11,625	.....	4,912
<i>Recapitulation.</i>										
Breadstuffs.....	.....	1,309,296	.....	607,119	.....	537,402	.....	531,377	.....	138,235
Coal, coke, &c. .... Tons.	273	819	.....	.....	.....	515	.....	.....	228	684
Cottons.....	.....	661	.....	.....	.....	1,111	.....	3,960	.....	14,699
Drugs, dyes, &c. ....	.....	20,995	.....	26,949	.....	20,836	.....	38,333	.....	46,747
Fish and fish products— Lobsters, canned..... Lbs.	178,340	41,402	254,520	61,526	230,768	61,289	192,763	50,964	99,004	24,715

## SESSIONAL PAPER No. 10

All other .....	600	126	.....	.....	1,975	.....
Totals, fish, &c. ....	42,062	61,652	.....	61,289	52,939	24,715
Fruits—						
Apples, dried .....	1,125	.....	101,740	2,745	.....	575
All other .....	1,322	7,998	.....	2,473	1,589	18,498
Totals, fruits .....	2,747	7,998	.....	5,219	1,589	19,073
Grease and grease scraps .....	62,147	.....	.....	.....	.....	.....
Hay .....	1,797	.....	304	2,127	82,114	52,498
Hides and skins other than fur .....	.....	285	.....	.....	12,008	21,915
Junk, old and oakum .....	25	.....	7,151	5,507	3,890	140
Leather and manufactures of .....	9,138	76,341	.....	32,111	45,967	14,749
Lime .....	21,047	.....	.....	.....	.....	.....
Metals and minerals and manufactures of—						
Aluminium, in pigs, bars, ingots, &c .....	.....	1,354	430,872	80,390	351,005	463,845
Asbestos .....	964	.....	13,428	74,635	2,632	96,341
Iron and steel and manufactures of .....	22,226	43,106	.....	41,267	29,850	27,578
Lead ore .....	22,743	.....	28,707,997	688,036	.....	132,707
All other metals and minerals and mfrs. of .....	105,680	87,823	.....	80,062	5,201	102,657
Totals, metals, &c. ....	150,649	144,357	.....	979,692	473,691	823,128
Musical instruments .....	.....	.....	.....	750	70	.....
Oilcake .....	4,614	2,650	.....	2,132	36,582	108,704
Paper .....	26,126	132	.....	5,195	35	.....
Provisions .....	2,021	20	.....	138	11,478	2,465
Seeds—						
Clover and grass .....	445	100	2,884	3,129	274,104	577,793
Flax .....	83,916	.....	.....	.....	.....	3,300
Other seeds .....	.....	.....	.....	.....	.....	.....
Totals, seeds .....	129,339	700	.....	3,129	274,104	581,093
Spirits and wines .....	.....	.....	.....	.....	9,631	.....
Tobacco .....	108,065	129,826	86,736	11,049	21,390	15,649
Wood and manufactures of—						
Deals, pine .....	231	85	38	2,685	4,126	4,412
" spruce and other .....	127	23	20	19,640	864	110
Planks and boards .....	1,446	880	1,670	19,556	16,793	1,491
Wood pulp .....	.....	.....	.....	4,131	.....	.....
All other wood and manufactures of .....	.....	1,659	.....	6,714	2,380	1,718
Totals, wood and manufactures of .....	.....	43,550	.....	33,756	24,163	22,159



No. 19—Continued.  
EXPORTS FROM CANADA TO BELGIUM—Concluded.

ARTICLES.	1903.		1904.		1905.		1906.		1907 (9 mos.)	
	Quantity.	Value.	Quantity.	Value.	Quantity.	Value.	Quantity.	Value.	Quantity.	Value.
All other articles exported .....	.....	£ 20,721	.....	£ 35,422	.....	£ 31,310	.....	£ 9,119	.....	£ 21,175
<i>Recapitulation.</i>										
Exports, home produce.....	.....	1,658,163	.....	830,174	.....	1,688,116	.....	1,187,950	.....	1,274,582
" foreign .....	.....	492,387	.....	296,243	.....	51,631	.....	377,216	.....	583,376
Total exports (indse.).....	.....	2,150,550	.....	1,126,417	.....	1,739,807	.....	1,565,166	.....	1,857,958
Coin and bullion.....	.....	.....	.....	.....	.....	.....	.....	.....	.....	.....
Total exports.....	.....	2,150,550	.....	1,126,417	.....	1,739,807	.....	1,565,166	.....	1,857,958
" imports.....	.....	2,649,490	.....	3,392,384	.....	1,991,219	.....	2,323,062	.....	1,702,669
Total trade.....	.....	4,800,040	.....	4,518,801	.....	3,731,026	.....	3,888,228	.....	3,560,627

## IMPORTS INTO CANADA FROM BRAZIL.

Avenues.	1903.		1904.		1905.		1906.		1907 (9 mos.)	
	Quantity.	Value.	Quantity.	Value.	Quantity.	Value.	Quantity.	Value.	Quantity.	Value.
		\$		\$		\$		\$		\$
Coffee.....	400	50	33,650	2,046	333,000	2,475	99,000	9,680	66,275	5,307
{ Dut. Lbs.										
{ Free " .....	3,772,521	246,289	2,639,517	176,219	3,625,739	301,884	3,763,459	311,161	4,048,501	357,492
Hides and skins, other than fur...		19,449				139,168		16,219		
{ Dut.		1,243		999		1,251		1,389		604
{ Free .....						1,138				
All other articles imported.....										
<i>Recapitulation.</i>										
Imports, dutiable.....		1,293		3,045		3,726		11,009		5,911
" free.....		265,738		176,219		462,250		327,683		357,492
Total imports (induc.).....										
Coin and bullion.....		267,031		179,264		465,976		338,752		363,403
Total imports.....		267,031		179,264		465,976		338,752		363,403
" exports.....		701,100		393,811		517,148		649,377		702,923
Total trade.....		968,131		573,075		983,124		988,129		1,066,326

## No. 19—Continued.

## EXPORTS FROM CANADA TO BRAZIL.

ARTICLES.	1903.		1904.		1905.		1906.		1907 (9 mos.)	
	Quantity.	Value.	Quantity.	Value.	Quantity.	Value.	Quantity.	Value.	Quantity.	Value.
Breadstuffs.....		§		§		§		§		§
Cotton and mfrs. of.....		8,170		15,113		13,952		2,000		1,600
								13,607		7,425
Fish and fish products—										
Codfish, including haddock, ling, pollock, Cwt.	121,540	616,405	60,934	293,074	72,280	405,342	93,097	611,062	95,632	617,542
&c., dry salted.....		1,063		2,405		105		743		120
All other.....										
Totals, fish, &c.....		617,408		295,479		408,447		611,805		617,662
Gunpowder, &c.....										
Metals and minerals and manufactures of.....		13,435		5,760		95				6
Paper.....		7,701		3,440		23,836		5,463		13,879
Provisions.....		9,084				2,000				5,242
Ships.....										
( No.										
Tons.										
Galls.										
Spirits and wines.....	297	986	108	555	400	6,813				
					247	684		372	164	550
Wood and manufactures of—										
Lumber—Deals, spruce and other..... St. Hd.	871	34,403	243	9,100	10	360	337	13,160	330	13,188
Planks and boards..... M. Ft.	749	9,353	4,346	59,595	2,970	46,244			1,792	32,597
All other wood and manufactures of.....		391		2,059		9,800		880		185
Totals, wood and mfrs. of.....		44,147		70,754		56,494		14,040		45,970
All other articles exported.....		169		710		4,827		630		10,589
Recapitulation.										
Exports, home produce.....		701,100		393,811		517,148		649,228		701,827
" foreign.....								149		1,096
Total exports (mdse.).....		701,100		393,811		517,148		649,377		702,923



No. 19—Continued.  
IMPORTS INTO CANADA FROM CENTRAL AMERICAN STATES.

ARTICLES.	1903.		1904.		1905.		1906.		1907 (9 mos.)	
	Quantity.	Value.	Quantity.	Value.	Quantity.	Value.	Quantity.	Value.	Quantity.	Value.
		\$		\$		\$		\$		\$
Coffee. ....	392,641	50,762	270	71,042	620,303	71,886	774,081	99,850	263,399	30,154
Drugs, chemicals, &c.:—										
Chicle or Sappato gum, crude....							34,560	6,476	25,123	7,057
Sugar .....		105		146	115,502	3,609	1,305,700	33,027		
All other articles imported.....		200				56		250		37
								650		2,674
<i>Recapitulation.</i>										
Imports, dutiable.....		105		168		3,665		33,287		37
" free.....		50,962		71,042		71,886		106,976		30,885
Total imports (ndse.).....										
Coin and bullion.....		51,067		71,210		75,551		140,263		38,922
Total imports.....		51,067		71,210		75,551		140,263		38,922
" exports.....		27,903		31,632		46,850		66,406		76,526
Total trade .....		78,970		102,842		122,401		206,669		115,448



SESSIONAL PAPER No. 10

No. 19---Continued.

## EXPORTS FROM CANADA TO CENTRAL AMERICAN STATES.

ARTICLES.	1903.		1904.		1905.		1906.		1907 (9 mos.)	
	Quantity.	Value. \$	Quantity.	Value. \$	Quantity.	Value. \$	Quantity.	Value. \$	Quantity.	Value. \$
Cotton and mfrs. of.....		2,428		7,512		6,222		9,229		8,336
Fish and fish products.....		11,267		7,612		16,262		27,328		28,585
Metals and minerals and manufactures of :— Iron and steel and manufactures of :— Machines and machinery..... All other .....		168 2,746		180 21		1,451 9		912 272		54 54
Totals, metals, &c .....		2,914		201		1,460		1,184		54
Spirits and wines.....	2,930	9,761	4,564	15,413	6,770	21,437	7,215	23,145	11,053	35,735
Wood and manufactures of.....		1,533		864		1,469		5,520		5,816
All other articles exported.....										
<i>Recapitulation.</i>										
Exports, home produce.....		27,903		31,592		46,798		66,358		76,298
" foreign .....				40		52		48		228
Coin and bullion.....		27,903		31,632		46,850		66,406		76,526
Total exports (mdse.).....		27,903		31,632		46,850		66,406		76,526
" imports.....		51,067		71,210		75,551		140,263		39,922
Total trade.....		78,970		102,842		122,401		206,669		116,448

No. 19—*Continued.*  
IMPORTS INTO CANADA FROM CHILE.

ARTICLES.	1903.		1904.		1905.		1906.		1907 (9 mos.)	
	Quantity.	Value. \$	Quantity.	Value. \$	Quantity.	Value. \$	Quantity.	Value. \$	Quantity.	Value. \$
Drugs, dyes, chemicals, &c.—										
Soda, nitrate of.....	5,500,609	100,503	4,376,819	87,592	7,058,100	149,545	5,070,214	106,913	6,167,800	148,030
All other articles imported.....				25				2,349		386
<i>Recapitulation.</i>										
Imports, dutiable .....										
" free .....		100,503		87,617		149,545		109,262		386
Total imports (mdse.) .....		100,503		87,617		149,545		109,262		148,030
Coin and bullion.....										
Total imports.....		100,503		87,617		149,545		109,262		148,416
" exports .....		153,035		250,782		206,572		239,151		222,743
Total trade.....		253,538		338,399		356,117		348,413		371,159

SESSIONAL PAPER No. 10

## No. 19—Continued.

## EXPORTS FROM CANADA TO CHILE.

ARTICLES.	1903.		1904.		1905.		1906.		1907 (9 mos.)	
	Quantity.	Value.	Quantity.	Value.	Quantity.	Value.	Quantity.	Value.	Quantity.	Value.
Cotton and mfrs. of		\$		\$		\$		\$		\$
Fish and fish products	.....	8,088	.....	8,128	.....	6,257	.....	16,620	.....	2,880
	.....	7,434	.....	.....	.....	.....	.....	.....	.....	.....
Metals and minerals and manufactures of—										
Iron and steel and manufactures of—										
Agricultural implements.....	.....	1,681	.....	5,297	.....	19,799	.....	30,457	.....	7,569
Machines and machinery.....	.....	2,689	.....	4,925	.....	1,576	.....	11,887	.....	3,564
All other metals and minerals and manufactures of	.....	12,398	.....	15,818	.....	1,875	.....	.....	.....	.....
Totals, metals, &c.....	.....	16,771	.....	25,140	.....	23,250	.....	42,344	.....	11,133
Spirits and wines.....	631	2,086	457	1,521	1,441	3,182	1,866	6,059	1,104	3,504
Wood and manufactures of—										
Planks and boards.....	9,313	109,721	11,601	206,21	13,356	170,053	12,192	165,260	11,790	180,502
All other.....	.....	4,034	.....	9,624	.....	1,172	.....	3,218	.....	2,166
Totals, wood and mfrs. of.....	.....	113,755	.....	218,834	.....	171,225	.....	168,478	.....	182,668
All other articles exported.....	.....	4,401	.....	2,159	.....	2,058	.....	5,650	.....	22,608
<i>Recapitulation.</i>										
Exports, home produce.....	.....	153,068	.....	250,774	.....	200,555	.....	238,991	.....	222,743
" foreign ".....	.....	27	.....	8	.....	17	.....	160	.....	.....
Total exports (mdse.).....	.....	153,035	.....	250,782	.....	200,572	.....	239,151	.....	222,743
Coin and bullion.....	.....	.....	.....	.....	.....	.....	.....	.....	.....	.....
Total exports	.....	153,035	.....	250,782	.....	200,572	.....	239,151	.....	222,743
" imports.....	.....	100,563	.....	87,617	.....	149,345	.....	169,262	.....	138,416
Total trade.....	.....	253,538	.....	338,399	.....	350,117	.....	348,413	.....	371,159

No. 19—Continued.  
IMPORTS INTO CANADA FROM CHINA.

ARTICLES.	1903.		1904.		1905.		1906.		1907 (9 mos.)	
	Quantity.	Value.	Quantity.	Value.	Quantity.	Value.	Quantity.	Value.	Quantity.	Value.
Boots and shoes and slippers of all kinds except rubber and leather. . . . .		\$		\$		\$		\$		\$
	.....	5,710	.....	6,950	.....	7,700	.....	7,051	.....	6,206
Breadstuffs—										
Biscuits .....	15,863	593	23,580	748	18,046	526	19,119	667	16,913	538
Rice, cleaned .....	3,556,857	62,576	4,654,978	75,042	5,119,671	85,897	4,811,006	93,877	2,495,761	50,557
" unhulled or paddy .....	1,068,757	14,834	1,183,335	16,609	656,782	10,427	236,450	4,663	10,236	176
All other .....	.....	1,771	.....	2,500	.....	2,523	.....	2,695	907,350	16,311
	.....	.....	.....	.....	.....	.....	.....	.....	.....	1,903
Totals, breadstuffs .....	.....	79,774	.....	94,899	.....	99,373	.....	101,902	.....	53,174
	.....	.....	.....	.....	.....	.....	.....	.....	.....	16,311
Carpets, mats and rugs. . . . .		8,606		8,538		4,575		3,672		2,119
Cotton and mfrs. of—										
Cotton wool or raw cotton. . . . .	29,833	2,722	179,381	23,670	282,307	36,136	211,790	22,876	116,672	14,584
All other .....	.....	2,916	.....	2,595	.....	2,880	.....	2,108	.....	1,634
	.....	.....	.....	.....	.....	.....	.....	.....	.....	.....
Totals, cotton and mfrs. of. . . . .	.....	2,916	.....	2,595	.....	2,880	.....	2,108	.....	1,634
	.....	2,722	.....	23,670	.....	36,136	.....	22,876	.....	14,584
Drugs, dyes, chemicals, &c.—										
Opium, crude .....	5	12	.....	.....	.....	.....	.....	.....	.....	.....
All other .....	.....	2,563	.....	2,301	.....	4,087	.....	2,926	.....	2,534
	.....	245	.....	143	.....	269	.....	287	.....	171

## SESSIONAL PAPER No. 10

Totals, drugs, dyes, &c. ....	{ Dut. ....	2,575 .	2,301 .	4,087 .	2,926 .	2,534 .
Free .....	{ Free .....	245 .	143 .	269 .	287 .	171 .
Earthenware and chinaware.....	Dut.....	1,295	2,094	2,765	2,960	1,299
Fancy goods .....	"	1,108	1,229	1,135	887	675
Fireworks, firecrackers and torpe- does of all kinds..	"	6,307	5,918	7,576	7,637	6,381
"	"	5,393	7,211	6,965	7,532	6,224
Fish and fish products.....	{ Free.....	.....	.....	.....	.....	.....
.....	{ Dut.....	6,700	8,712	8,320	7,824	7,483
Fruits.....	{ Free.....	4	30	585	1,110	511
.....	{ Dut.....	4,892	1,883	.....	13,238	1,028
Furs and mfrs. of.....	{ Free.....	5,650	11,790	10,504	22,735	19,604
Hides and skins other than fur.....	"	23,402	21,771	58,585	54,793	69,378
Leather and mfrs. of.....	Dut.....	141	390	223	332	122
Metals and minerals and mfrs. of ..	"	493	446	991	2,496	916
.....	{ Free.....	.....	.....	.....	1	.....
Oils .....	{ Dut.....	20,727	19,232	23,232	27,335	17,716
.....	{ Free.....	31	295	.....	.....	.....
Packages, all kinds.....	{ Dut.....	9,293	9,220	9,255	8,778	5,649
.....	{ Free.....	.....	1,945	.....	.....	.....
Paper and mfrs. of.....	{ Dut.....	2,469	.....	2,037	2,116	1,732
Pickles and sauces .....	{ Free.....	.....	.....	.....	.....	.....
.....	Dut. Galls.	10,221	12,940	2,131	2,886	2,714
Plants and trees .....	{ Free.....	.....	2,362	.....	16,224	.....
.....	{ Dut.....	447	417	42	513	1,804
Provisions.....	{ Free.....	5,350	6,415	6,064	7,668	7,195
.....	{ Dut.....	.....	.....	.....	.....	.....
Ribbons .....	Dut.....	24	2	16	16	.....
Settlers' effects .....	Free.....	950	55	2,900	2,480	1,330
Silk and mfrs. of.....	{ Dut.....	11,736	11,961	23,328	24,196	29,337
.....	{ Free.....	.....	.....	.....	6,485	.....
Spices.....	Dut. Lbs.	89,596	3,411	3,762	3,013	4,251
.....	.....	69,931	78,710	61,759	89,789	.....
Spirits and wines— Cordials and liqueurs of all kinds, N. E. S. ; mescal, pulque, rum shrub, schiedam and other schnapps; tafia, angostura, and similar alcoholic bitters or bev- erages.....	Dut. Galls.	4,703	3,156	2,001	2,824	2,468
All other spirituous liquors .....	"	7,941	14,635	9,059	8,138	7,453
Wines, all kinds .....	"	32,895	6,098	6,984	5,995	4,806
Totals, spirits and wines.....	"	45,539	15,348	17,144	17,257	14,727



No. 19—Continued.  
IMPORTS INTO CANADA FROM CHINA—Concluded.

ARTICLES.	1903.		1904.		1905.		1906.		1907 (9 mos.)	
	Quantity.	Value. \$	Quantity.	Value. \$	Quantity.	Value. \$	Quantity.	Value. \$	Quantity.	Value. \$
Starch.....	47,397	556	54,774	702	58,174	798	33,192	471	43,338	757
Sugar and molasses.....	4,800	1,592	.....	1,412	.....	15,292	.....	1,620	.....	2,230
Tea.....	1,883,832	257,767	2,099,909	250,862	1,324,715	164,725	992,923	33	938,933	141,405
Dut. " (Free.....	5,989	840	11,479	1,731	21,784	2,894	14,555	2,597	12,346	2,327
Tobacco.....	.....	10,811	.....	11,068	.....	15,505	.....	13,723	.....	10,272
Vegetables.....	.....	906	.....	2,674	.....	1,282	.....	1,911	.....	2,958
Wood and mfrs. of.....	.....	.....	.....	.....	.....	40	.....	80	.....	2,309
Wool and mfrs. of.....	.....	1,255	.....	1,190	.....	2,521	.....	1,561	.....	687
Dut. " (Free.....	.....	1,865	.....	327	.....	.....	.....	4,886	.....	6,362
Dut. " (Free.....	.....	2,517	.....	4,919	.....	4,033	.....	3,746	.....	4,994
All other articles imported.....	.....	3,040	.....	1,128	.....	426	.....	728	.....	6,651
Imports, dutiable.....	.....	215,994	.....	236,848	.....	276,100	.....	281,612	.....	188,941
" free.....	.....	296,123	.....	319,458	.....	274,066	.....	259,115	.....	280,420
Total imports (mdse).....	.....	512,117	.....	556,306	.....	550,166	.....	540,727	.....	469,361
Coin and bullion.....	.....	50	.....	.....	.....	.....	.....	25	.....	.....
Total imports.....	.....	512,167	.....	556,306	.....	550,166	.....	540,752	.....	469,361
" exports.....	.....	175,876	.....	226,867	.....	1,003,128	.....	973,150	.....	334,896
Total trade.....	.....	688,043	.....	783,173	.....	1,553,294	.....	1,513,902	.....	804,257

SESSIONAL PAPER No. 10

No. 19—Continued.

## EXPORTS FROM CANADA TO CHINA.

ARTICLES.	1903.		1904.		1905.		1906.		1907 (9 mos.)	
	Quantity.	Value.	Quantity.	Value.	Quantity.	Value.	Quantity.	Value.	Quantity.	Value.
Breadstuffs—		\$.		\$.		\$.		\$.		\$.
Wheat flour.....	708	2,331	2,368	9,058			1,768	6,280	24,419	82,168
All other.....		770						6		23,505
Totals, breadstuffs.....		3,101		9,058				6,286		105,673
Carriages, bicycles, &c., and parts of.....				229		990		2,700		555
Clothing and wearing apparel.....				231		685		2,735		544
Cotton and mfrs. of.....		43,803		65,133		580,213		651,651		72,041
Drugs, dyes, chemicals, &c.....		1,398		1,078		451		9,145		5,317
Fish and fish products.....		425		4,751		2,957		13,532		18,832
Fur and mfrs. of.....				46		10		30		5
Leather and mfrs. of.....		4,397		42,621		290,390		119,131		97,087
Metals and minerals and mfrs. of.....		55,145		20,202		89,414		3,251		3,255
Milk and cream condensed.....	613,091		381,800		1,156,682		40,000		101,880	
Provisions—										
Butter.....	630	141	7,759	1,763	2,320	562	9,171	2,195	19,445	5,041
All other.....		1,731		2,247		2,013		761		2,206
Totals, provisions.....		1,875		4,010		2,575		2,956		7,247
Spirits and wines.....			139	1,355	334	991	570	936	424	1,146
Wool and mfrs. of—										
Lumber—Planks and boards.....	4,920	57,497	141	65,444	100	1,730	2,257	34,915	62	1,530
Other lumber.....		61				350				
All other wood and mfrs. of.....		376		8,991		819		587		669
Totals, wood and mfrs. of.....		57,934		74,435		2,899		35,502		2,199

No. 19.—Continued.  
EXPORTS FROM CANADA TO CHINA—Concluded.

ARTICLES.	1903.		1904.		1905.		1906.		1907 (9 mos.)	
	Quantity.	Value.	Quantity.	Value.	Quantity.	Value.	Quantity.	Value.	Quantity.	Value.
		%		%		%		%		%
All other articles exported.....	.....	7,632	.....	3,722	.....	34,213	.....	7,903	.....	20,275
<i>Recapitulation.</i>										
Exports, home produce .....	.....	175,636	.....	226,167	.....	989,876	.....	839,468	.....	333,802
" foreign " .....	.....	130	.....	700	.....	24,972	.....	16,290	.....	374
Total exports (md-se) .....	.....	175,776	.....	226,867	.....	1,005,848	.....	855,758	.....	334,176
Coin and bullion .....	.....	100	.....	.....	.....	3,280	.....	117,392	.....	720
Total exports.....	.....	175,876	.....	226,867	.....	1,009,128	.....	973,150	.....	334,896
" imports.....	.....	512,167	.....	556,306	.....	550,166	.....	540,752	.....	469,361
Total trade....	.....	688,043	.....	783,173	.....	1,559,294	.....	1,513,902	.....	804,257

## IMPORTS INTO CANADA FROM CUBA.

[illegible]

No. 19—Continued.  
EXPORTS FROM CANADA TO CUBA.

ARTICLES.	1903.		1904.		1905.		1906.		1907 (9 mos.)	
	Quantity.	Value.	Quantity.	Value.	Quantity.	Value.	Quantity.	Value.	Quantity.	Value.
Books, pamphlets, &c.....	.....	283	.....	1,734	.....	2,042	.....	2,693	.....	651
Breadstuffs—	.....	.....	.....	.....	.....	.....	.....	.....	.....	.....
Beans.....	4,066	7,482	8,178	15,129	11,891	21,301	5,351	11,494	5,173	9,667
Oats.....	160,024	52,863	65,471	25,070	26,982	9,765	6,782	3,420	28,669	10,694
Wheat flour.....	50	168	415	1,353	219	900	2,593	12,220	.....	.....
All other.....	.....	760	.....	2,475	.....	.....	.....	170	.....	.....
Totals, breadstuffs.....	.....	61,273	.....	44,620	.....	31,966	.....	27,304	.....	20,361
Carriages, bicycles, &c.....	.....	10	.....	.....	.....	.....	.....	.....	.....	25
Coal and coke.....	578	2,652	1,635	8,045	154	770	2,700	10,016	4,752	16,981
Cotton and mfrs. of.....	.....	2,466	.....	8,287	.....	627	.....	43	.....	1,443
Drugs, dyes, chemicals, &c.....	.....	2,540	.....	257	.....	1,219	.....	16,669	.....	18,251
Fish and fish products—	.....	.....	.....	.....	.....	.....	.....	.....	.....	.....
Codfish, including haddock, &c., dry salted Cwt.	79,232	298,294	71,899	277,171	63,957	308,684	72,123	394,508	58,535	311,410
Herrings, pickled.....	150	567	197	699	832	4,032	931	4,421	520	2,128
" smoked.....	9,815	161	61,628	1,948	89,569	2,365	71,690	1,340	49,640	1,294
All other.....	.....	445	.....	73	.....	642	.....	5,436	.....	12,126
Totals, fish and fish products.....	.....	299,467	.....	279,891	.....	315,724	.....	465,705	.....	326,958
Fruits.....	.....	274	.....	1,359	.....	99	.....	3,292	.....	4,359
Hay.....	2,354	17,990	1,944	17,300	1,421	9,783	3,956	31,548	3,121	29,048
Metals and minerals and manufactures of.....	.....	10,769	.....	4,053	.....	4,263	.....	5,014	.....	22,787
Milk and cream, condensed.....	807,050	55,887	.....	.....	55,000	3,500	40,000	2,409	40,000	3,251
Paper.....	.....	3,288	.....	550	.....	8,626	.....	10,547	.....	12,961



[illegible]

## No. 19—Continued.

## IMPORTS INTO CANADA FROM DANISH WEST INDIES.

ARTICLES.	1903.		1904.		1905.		1906.		1907 (9 mos.)	
	Quantity.	Value.	Quantity.	Value.	Quantity.	Value.	Quantity.	Value.	Quantity.	Value.
Sugar and molasses—		§		§		§		§		§
Sugar.....	600	12								
Syrup and molasses.....	872	191	7,851	1,727	30,607	7,110			31,042	6,936
Totals, sugar, &c.....		203		1,727		7,110				6,936
All other articles imported.....		89				43				64
(Dut.....				5						
(Free.....										
<i>Recapitulation.</i>										
Imports, dutiable.....		292		1,727		7,153				7,000
" free.....				5						
Total imports (ndut).....		292		1,732		7,153				7,000
Coin and ballion.....										
Total imports.....		292		1,732		7,153				7,000
" exports.....		120,179		16,564		14,126		16,709		15,825
Total trade.....		120,471		18,296		21,279		16,709		22,825

## SESSIONAL PAPER No. 10

## No. 19—Continued.

## EXPORTS FROM CANADA TO DANISH WEST INDIES.

ARTICLES.	1903.		1904.		1905.		1906.		1907 (9 mos.)	
	Quantity.	Value.	Quantity.	Value.	Quantity.	Value.	Quantity.	Value.	Quantity.	Value.
<b>Breadstuffs—</b>		%		%		%		%		%
Bread and biscuits..... Cwt.	4	28	2	14	2	13				
Peas..... Bush.	170	89	127	69	76	39	48	25		
"..... "	418	526	226	290	120	156	178	228	202	273
All other.....		94		20				12		23
Totals, breadstuffs.....		737		363		208		265		296
<b>Carriages, &amp;c., and parts of—</b>										
Drugs, dyes, chemicals and medicines.....		3		85		181		49		24
<b>Fish and fish products—</b>										
Codfish, including haddock, ling and pollock, dry, salted..... Cwt.	1,596	5,901	1,216	5,424	746	4,225	811	4,676	881	1,543
Macquerel, pickled..... Bbls.	9	40	25	283	12	150	46	556	48	508
Herrings..... "	673	2,505	101	1,473	160	706	397	1,963	423	1,891
Sea-fish..... "							61	361	69	469
All other.....		415		628		487		474		419
Totals, fish, &c.....		8,911		7,863		5,568		8,082		7,770
<b>Fruits.....</b>										
Leather and manufactures of.....		9				29		6		
Metals and minerals and manufactures of.....		2,017				1,011				
<b>Provisions—</b>										
Butter..... Lbs.	29,582	6,077	28,822	5,858	22,290	4,473	21,270	4,560	15,901	3,664
Cheese..... "	16,304	2,637	15,725	1,936	16,533	2,046	15,420	2,636	11,174	1,568
All other.....				13						
Totals, provisions.....		8,114		7,807		6,519		6,616		5,232

No. 19—*Continued.*  
EXPORTS FROM CANADA TO DANISH WEST INDIES—*Concluded.*

ARTICLES.	1903.		1904.		1905.		1906.		1907 (9 mos.)	
	Quantity.	Value.	Quantity.	Value.	Quantity.	Value.	Quantity.	Value.	Quantity.	Value.
Ships.....		95,000		§		§		§		§
	2 3,024 }									
Vegetables—										
Potatoes.....	25	15	25	16			5	4		
All other.....		120		27		13				
Totals, vegetables.....		135		43		13		4		
Wood and manufactures of—										
Lumber—										
Planks and boards.....	225	3,226					2	32	109	1,461
Other lumber.....										
Shingles.....	75	150							7	42
All other wood and manufactures of.....		15								32
Totals, wood and mfrs. of.....		3,391						32		1,535
All other articles exported.....		1,822		433		276		1,705		908
<i>Recapitulation.</i>										
Exports, home produce.....		25,140		16,559		14,123		16,604		15,716
"    foreign ".....		95,038		5		3		105		109
Total, exports (mdse).....		120,179		16,564		14,126		16,709		15,825
Coin and bullion.....										
Total exports.....		120,179		16,564		14,126		16,709		15,825
"    imports.....		292		1,732		7,153				7,000
Total trade.....		120,471		18,296		21,279		16,709		22,825

## SESSIONAL PAPER No. 10

No. 19—Continued.

## IMPORTS INTO CANADA FROM DENMARK.

ARTICLES.	1903.		1904.		1905.		1906.		1907 (9 mos.)	
	Quantity.	Value. %	Quantity.	Value. %	Quantity.	Value. %	Quantity.	Value. %	Quantity.	Value. %
Drugs, dyes, chemicals, &c. . . . .										
{ Dut. . . . .		300		2,134		283				1,814
{ Free. . . . .		176		765		152				298
Earthenware and chinaware. . . . .										
{ Free. . . . .										3,431
Electric apparatus. . . . .		3,050		273		1,560				5,328
Hides and skins other than fur. . . . .		313				273				1,176
Metals and minerals and mfrs. of. . . . .						157				6,234
{ Dut. . . . .										295
{ Free. . . . .										
Precious stones. . . . .										
{ Dut. . . . .										4,901
{ Free. . . . .		6,601		9,518		6,898				11,280
Reed. . . . .		808		181		2,821				1,335
Seeds and bulbous roots. . . . .				626		15				283
Spirits and wines. . . . .	26	82	303	137	107	281			56	193
{ Dut. . . . .				466		1,239				2,564
{ Free. . . . .		1,952		2,356		438				330
All other articles imported. . . . .										
Imports, dutiable. . . . .		3,331		1,549		4,766				7,908
" free. . . . .		9,951		14,907		9,351				22,122
Total imports (mdsc.) . . . . .		13,282		16,456		14,117				30,030
Coin and bullion. . . . .										
Total imports. . . . .		13,282		16,456		14,117				30,030
" exports. . . . .		167,161		161,124		204,643				143,575
Total trade. . . . .		180,443		177,580		218,760				173,605

## Recapitulation.

Imports, dutiable.

" free.

Total imports (mdsc.)

Coin and bullion.

Total imports.

" exports.

Total trade.



No. 19—Continued.  
EXPORTS FROM CANADA TO DENMARK.

ARTICLES.	1903.		1904.		1905.		1906.		1907 9 mos.)	
	Quantity.	Value.	Quantity.	Value.	Quantity.	Value.	Quantity.	Value.	Quantity.	Value.
Breadstuffs.....		\$		\$		\$		\$		\$
Carriages .....		46,987		53,152		83,367		63,157		51,731
Coal.....	6,102	18,788	349	1,309	5,839	16,017		4,420		20
Cotton and mfrs. of .....		4,431		2,773		3,689		2,822		2,760
Fish and fish products—										
Lobsters, canned.....	92,106	19,873	141,504	36,070	151,140	38,302	61,914	15,713	52,922	13,922
All other.....		1,716		2,598		4,052		7,269		6,365
Totals, fish &c.....		21,589		38,668		42,354		22,982		20,287
Metals and minerals and mfrs. of—										
Iron and steel and mfrs. of—		13,426		13,220		13,577		8,398		6,001
Agricultural implements.....		1,950		3,950		697		1,377		1,708
All other metals, &c.....										
Totals, metals, &c.....		15,376		17,180		14,274		9,775		7,709
Musical instruments.....		938						510		819
Seeds and bulbous roots—										
Clover and grass.....	8,067	54,179	5,334	32,811	3,217	24,926	4,615	32,435	1,735	12,641
All other.....										
Totals, seeds &c.....		54,179		32,811		24,926		32,435		12,641
Tobacco and mfrs. of.....		20		1,300						
Wood and mfrs. of.....		56		635						770
All other articles exported .....		4,597		13,296		1,696				6,710

## SESSIONAL PAPER No. 10

*Recapitulation.*

Exports, home produce, .....	166,105	161,112	203,889	143,575	102,887
" foreign .....	1,056	12	751	.....	590
Total exports (mdse.), .....	167,161	161,124	204,640	143,575	103,477
Coin and bullion .....	.....	.....	.....	.....	.....
Total exports .....	167,161	161,124	204,643	143,575	103,477
" imports .....	13,282	16,456	11,117	30,030	26,018
Total trade .....	180,443	177,580	215,760	173,605	129,495

No. 19—*Continued.*  
IMPORTS INTO CANADA FROM DUTCH EAST INDIES.

ARTICLES.	1903.		1904.		1905.		1906.		1907 (9 mos.)	
	Quantity.	Value.	Quantity.	Value.	Quantity.	Value.	Quantity.	Value.	Quantity.	Value.
Coffee.....	47,427	7,502	175,561	18,012	40,046	4,749	10,000	1,611	30,356	4,082
Sugar, N.E.S., not above No. 16.....										
D.S. in colour.....	23,114,321	410,976	21,262,620	445,438	37,005,846	670,731	24,847,946	595,652	38,791,610	711,214
All other articles imported.....		1,895		30		55		1,042		319
Free.....		3,056		264						2,557
<i>Recapitulation.</i>										
Imports, dutiable.....		412,871		445,408		670,786		596,694		711,533
free.....		10,558		18,276		4,749		1,611		6,639
Total imports (indse).....		423,429		463,744		675,535		598,305		718,172
Coin and bullion.....										
Total imports.....		423,429		463,744		675,535		598,305		718,172
exports.....						661		628		
Total trade.....		423,429		463,744		676,196		598,933		718,172

# IMPORTS INTO CANADA FROM DUTCH WEST INDIES.

ARTICLES.	1903.		1904.		1905.		1906.		1907 (9 mos.)	
	Quantity.	Value.	Quantity.	Value.	Quantity.	Value.	Quantity.	Value.	Quantity.	Value.
Coffee . . . . . Free		£		£		£		£		£
Salt . . . . . "										
Syrup and molasses . . . . . Dut.										
All other articles imported . . . . . (Free)										
<i>Recapitulation.</i>										
Imports, dutiable										
" free										
Total imports (ndse).										
Coin and bullion . . . . .										
Total imports . . . . .		9,563		3,392		11,302		768		528
" exports . . . . .										
Total trade . . . . .		9,563		3,392		11,302		768		528

No. 19—*Continued.*  
EXPORTS FROM CANADA TO DUTCH WEST INDIES.

ARTICLES.	1903.		1904.		1905.		1906.		1907 (9 mos.)	
	Quantity.	Value.	Quantity.	Value.	Quantity.	Value.	Quantity.	Value.	Quantity.	Value.
Breadstuffs		§		§		§		§		§
Provisions										
Ships	1 { 22 } 528	7,500 1,733						85		
Spirits and wines			727	2,386	492	1,575	126	420	108	368
Vegetables										
Wood and mfrs. of						5,430				
All other articles exported		330		1,006		4,297		263		160
<i>Recapitulation.</i>										
Exports, home produce		9,563		3,392		7,255		768		528
" foreign						4,017				
Total exports (indst.)		9,563		3,392		11,302		768		528
Coin and bullion										
Total exports		9,563		3,392		11,302		768		528
" imports										
Total trade		9,563		3,392		11,302		768		528



## IMPORTS INTO CANADA FROM FRANCE.

ARTICLES.	1903.		1904.		1905.		1906.		1907 (9 mos.)	
	Quantity.	Value.	Quantity.	Value.	Quantity.	Value.	Quantity.	Value.	Quantity.	Value.
Animals, living										
(Dut.										%
(Free				250				19,935		11,947
Articles imported by or for the use										
of the Dominion Government, or										
any of the Departments thereof,										
or by and for the Senate and										
House of Commons, &c.		3,615		6,778		4,931		128,304		26,493
Bells and gongs, N. E. S.		130		213		25		327		116
Bells imported for the use of churches		7,762		26,092		21,515		42,894		15,358
Books, periodicals, &c.										
Bibles, prayer books, psalm and										
hymn books, &c.		37,751		31,696		19,539		23,758		12,792
Books not printed or reprinted in										
Canada for use of colleges and										
free libraries, college libraries,										
&c. and law societies, and being										
the property of the organized										
authorities of such library and										
not in any case the property of										
individuals		10,070		16,932		13,532		17,319		10,327
Periodicals and pamphlets, N. E. S.		57,318		48,721		36,704		45,065		30,712
(Dut.		5,066		4,009		4,429		5,154		4,179
(Free		10,106		20,250		14,610		13,264		13,164
All other										
		62,384		52,730		41,193		50,219		34,891
		57,927		48,858		47,681		54,341		38,883
Totals, books, &c.										
		671		1,410		4,017		5,176		6,401
Boot, shoe and stay laces										
Books and shoes and shippers of all										
kinds, except rubber and leather										
Braces or suspenders, and metal										
parts of										
Breadstuffs										
(Dut.										
(Free										
Macaroni and vermicelli		24,699		862,994		23,480		35,676		37,155
All other		1,777		1,274		817		1,076		1,746
Totals, breadstuffs		26,386		37,330		24,297		36,752		38,901

No. 19—Continued.  
IMPORTS INTO CANADA FROM FRANCE—Continued.

ARTICLES.	1903.		1904.		1905.		1906.		1907 (9 mos.)	
	Quantity.	Value. \$	Quantity.	Value. \$	Quantity.	Value. \$	Quantity.	Value. \$	Quantity.	Value. \$
Bristles.....	889	1,320	7,942	5,021	3,584	3,704	4,200	4,261	5,218	4,339
Brooms and brushes.....	.....	66,678	.....	73,926	.....	80,302	.....	67,073	.....	63,860
Buttons.....	.....	45,359	.....	34,130	.....	34,396	.....	28,326	.....	27,208
Candles.....	131	216	6,978	854	1,139	298	1,563	10	.....	206
Carpets, mats and rugs.....	.....	174	.....	637	.....	2,889	.....	4,145	.....	2,042
Carriages.....	.....	.....	.....	1,011	.....	40,050	.....	60,741	.....	48,675
Celluloid, mfrs. of.....	.....	7,900	.....	19,418	.....	20,389	.....	13,789	.....	9,484
Cement.....	.....	24	.....	640	.....	867	.....	8,290	.....	26
Church vestments.....	.....	18,569	.....	13,015	.....	15,522	.....	18,091	.....	9,586
Clocks, clock keys and clock movements.....	.....	9,006	.....	9,521	.....	9,483	.....	15,115	.....	8,897
Cocoa beans, mibs, paste, chocolate and preparations of.....	7,937	2,115	15,354	3,135	15,473	3,134	22,357	6,107	57,682	11,883
Coffee and imitations of.....	1,519	109	157	10	2,136	137	570	68	1,791	89
Collars and cuffs.....	.....	1,252	.....	3,017	.....	2,343	.....	3,276	.....	258
Combs.....	.....	11,009	.....	15,782	.....	20,774	.....	30,597	.....	30,724
Communion plate imported for the use of churches.....	.....	11,907	.....	8,556	.....	15,258	.....	15,967	.....	10,987
Corsets.....	.....	1,024	.....	3,739	.....	3,078	.....	2,367	.....	499
Cotton and mfrs. of—	.....	.....	.....	.....	.....	.....	.....	.....	.....	.....
Clothing.....	.....	8,029	.....	18,381	.....	14,773	.....	16,192	.....	17,711
Embroideries, white.....	.....	18,152	.....	17,068	.....	7,384	.....	20,353	.....	74,391
Fabrics, white or bleached.....	122,493	13,083	48,768	6,608	64,554	8,627	56,673	6,974	42,698	7,099
" printed, dyed or coloured.....	442,735	89,352	292,034	44,559	181,758	35,247	225,696	47,289	194,576	50,020
" uncoloured cotton, bleached, viz.: serins and window serins, cambric cloths, &c.....	.....	.....	.....	.....	.....	.....	.....	.....	.....	.....
Handkerchiefs.....	19,960	2,690	10,692	2,297	5,189	957	27,324	3,242	32,124	3,459
Sewing thread on spools.....	.....	7,167	.....	1,034	.....	3,241	.....	2,497	.....	6,118
Velvets, velveteens and plush fabrics, N.E.S.....	.....	4,244	.....	5,063	.....	2,814	.....	4,118	.....	900
All other.....	39,247	7,228	6,543	1,901	30,898	10,071	37,309	12,213	44,407	16,067
{ Dut. ....	.....	13,207	.....	15,015	.....	14,571	.....	27,532	.....	28,426
{ Free ....	.....	284	.....	1,180	.....	2,446	.....	5,345	.....	3,066
Totals, cotton and mfrs. of. { Dut. ....	.....	163,152	.....	111,926	.....	97,691	.....	140,360	.....	204,791
{ Free ....	.....	284	.....	1,180	.....	2,446	.....	5,345	.....	3,066

Grapes, black.....	Dut.....	3,473	2,859	4,066	2,323	946
Curtains and shams.....	".....	40,002	27,731	24,876	41,937	29,521
Drugs, dyes, chemicals, &c.—						
Aniline dyes and coal tar dyes, in bulk or packages of not less than 1 lb.....	Free. Lbs.	5,927	3,694	2,218	2,459	1,135
Cream of tartar in crystals.....	".....	102,499	143,311	139,483	162,362	114,538
Gelatine and isinglass.....	Dut. ".....	6,465	8,950	7,265	4,762	1,749
Glycerine.....	".....	200	28	33	63	
Medicinal or medicated wines containing not more than .40 per cent of proof spirits.....	" Galls.	3,941	10,805	12,263	9,406	2,860
Proprietary medicines, all kinds.....	".....	29,636	31,981	38,895	45,655	30,827
Spirits and strong waters of any kind mixed with any ingredient or ingredients, and known or designated as anodynes, elixirs, &c.....	" Galls.	200	177	1,964	2,571	2,925
All other.....	{ Free.....	18,781	16,264	14,916	18,970	10,086
Totals, drugs, dyes, &c.....	{ Dut.....	54,667	67,863	74,395	83,646	56,594
	{ Free.....	127,297	165,269	156,617	183,791	125,759
Earthenware and chinaware.....	Dut.....	62,025	76,300	77,434	75,899	78,392
Electric apparatus.....	{ Free.....	909	2,415	4,018	9,322	3,092
Embroideries, N. O. P.....	Dut.....	10,986	8,331	4,024	6,988	6,823
Fancy goods —						
Bead ornaments and statuettes, N. E. S.....	Dut.....	38,729	31,474	33,849	33,088	20,539
Bridls, bracclets, cords, &c.....	".....	39,786	46,546	51,472	43,393	26,290
Feathers fancy and other.....	".....	39,557	36,629	36,983	39,729	85,453
Flowers, artificial.....	".....	27,960	30,644	44,081	58,602	79,512
Laces, lace collars and similar goods, &c.....	".....	202,411	178,247	149,984	195,228	148,285
Toys and dolls of all kinds.....	".....	11,930	14,175	11,067	13,981	9,032
All other.....	".....	3,700	6,977	7,311	7,615	6,713
Totals, fancy goods.....	".....	364,096	384,683	334,747	402,036	376,234
Fish and fish products—						
Anchovies and sardines, packed in oil or otherwise, in tin boxes, weighing over 20 ozs., and not over 36 ozs.....	Dut. Boxes	49	24	1	7	
Anchovies and sardines, packed in oil or otherwise, in tin boxes, weighing over 12 ozs., and not over 20 ozs.....	" 1/2 ".....	1,313	11,273	2,475	2,493	1,021

No. 19—Continued.  
IMPORTS INTO CANADA FROM FRANCE—Continued.

ARTICLES.	1903.		1904.		1905.		1906.		1907 (9 mos.)	
	Quantity.	Value. \$	Quantity.	Value. \$	Quantity.	Value. \$	Quantity.	Value. \$	Quantity.	Value. \$
Fish and fish products— <i>Con.</i>										
Anchovies and sardines, packed in oil or otherwise, in tin boxes, weighing over 8 ozs., and not over 12 ozs. . . . .	525,720	35,280	433,811	31,263	618,149	52,256	588,820	57,511	318,207	23,221
Anchovies and sardines, packed in oil or otherwise, in tin boxes, weighing 8 ozs., or less . . . . .		559		947		432		1,042		589
Anchovies and sardines, imported in any other form . . . . .		1,415		863		1,312		5,482		1,152
All other . . . . .										
Totals, fish, &c. . . . .		38,607		34,860		56,476		69,535		25,983
Flax, hemp, jute and mfrs. of . . . . .		22,291		19,468		16,988		21,139		21,634
Fruits—										
Almonds, shelled . . . . .	79,046	15,677	59,956	9,482	49,985	8,135	137,947	22,867	76,878	16,513
" not shelled . . . . .	131,787	11,462	196,558	13,457	252,812	18,388	338,369	24,820	296,236	31,800
Walnuts . . . . .	581,177	46,926	724,106	47,631	608,351	41,479	717,065	75,083	1,730,702	175,336
All other nuts . . . . .	483,966	72,548	828,381	93,473	1,598,944	110,844	882,897	121,345	567,496	49,253
Fruits, all other . . . . .		13,328		10,252		14,455		20,684		21,317
Totals, fruits . . . . .		159,941		173,635		193,301		264,210		791
Furs and mfrs. of . . . . .		105,637		114,251		188,610		171,511		128,173
Glass and mfrs. of—		25,693		20,074		11,117		57,386		41,280
Glass carboys or demijohns, empty or filled, bottles, decanters, flasks, phials . . . . .		6,281		6,794		7,008		4,606		8,100
Glass jars or glass balls and cut, pressed or moulded crystal or glass tableware, decorated or not . . . . .										
Plate glass, not bevelled . . . . .	54,962	5,752	142,146	11,900	131,362	15,315	192,200	10,040	168,879	11,334
" Sq. Ft. . . . .		13,333		26,919		28,326		36,861		21,362

## SESSIONAL PAPER No. 10

Silvered glass, bevelled or not, framed or not framed .....	Dut.	8,715	9,652	12,119	9,254	7,576
All other.....	(Free)	24,036	15,899	17,537	23,523	11,547
Totals, glass, and mfrs. of.....	(Dut.)	58,117	71,224	80,305	84,284	59,859
	(Free)			290	1,796	
Gloves and mitts.....	Dut.					
Glue, glue-stock and murelago .....	(Free)	248,254	280,980	257,509	341,739	358,645
Gutta percha, India rubber and manufactures of.....	(Free)	17,932	11,634	18,741	22,669	14,337
Hair and manufactures of .....	(Free)	1,990	4,638	3,225	3,225	3,432
Hats, caps and bonnets.....	(Free)	201	881	80	280	429
Hides and skins other than fur.....	(Free)	573	313	921	94	423
Ink, writing or printing .....	(Free)	1,182	1,609	2,567	4,650	3,286
Jewellery.....	(Free)	17,794	20,514	29,911	49,789	56,763
Leather and manufactures of.....	(Free)	8,125	22,744	17,485	18,237	7,282
Calf, kid, lamb and sheep skins, tanned, waxed or glazed.....	(Free)	136,191	395,065	494,491	329,497	121,159
Upper leather, including dongola, cordovan, kangaroo, &c.....	(Free)	3,192	3,192	4,609	5,539	3,494
All other.....	(Free)	18,474	30,254	29,062	21,290	14,354
Totals, leather and mfrs. of.....						
	Dut.	18,352	28,001	41,986	31,049	16,093
	"	17,082	10,788	6,051	22,738	2,697
	"	3,912	13,057	4,298	4,285	1,735
	"	39,346	51,846	52,335	58,072	20,525
Marble and mfrs. of .....	Dut.	64	593	2,987	868	2,254
Metals and minerals and mfrs. of .....						
Brass and manufactures of .....	(Dut.)	23,039	14,002	14,214	13,820	14,415
Copper and manufactures of .....	(Free)	5,398	3,766	4,840	5,903	3,427
Gold and silver and mfrs. of.....	(Free)	231	408	172	456	257
Iron and steel and mfrs. of .....	(Free)	6,918	5,638	298	540	9,390
Lead and manufactures of .....	(Free)	58,514	67,420	78,808	8,128	7,297
Tin and manufactures of .....	(Free)	21,064	27,331	66,818	77,808	33,771
Zinc and manufactures of .....	(Free)	10,639	12,392	16,105	4,037	10,845
Miscellaneous metals and min- erals and manufactures of .....	(Free)	526	592	15,410	14,512	14,833
	(Free)	499	2,350	829	829	
	(Free)	4,185	2,350	2,869	5,031	2,209
	(Free)	2	352	222	54	
	(Free)		165	222	571	162
	(Free)	20,681	23,915	398	218	
	(Free)	92	788	21,351	22,942	29,850
Totals, metals, &c.....	(Free)	119,926	126,290	131,922	143,268	102,797
	(Free)	51,565	8,229	22,334	11,359	23,681





## SESSIONAL PAPER No. 10

Pickles.....	Dut.....	5,082	4,709	2,322	3,373	3,889
Plants and trees.....	{ Free.....	3,063	2,540	3,058	2,958	1,552
Precious stones of all kinds and imitations of.....	{ Dut.....	5,447	8,023	11,784	8,184	10,869
Provisions.....	{ Free.....	24,362	17,124	16,293	21,614	52,569
Rags.....	{ Dut.....	328,323	76,770	478,133	298,891	269,317
Ribbons.....	{ Free.....	8,782	10,605	7,761	10,604	13,307
Seeds and bulbous roots.....	{ Dut.....	1,007	3,845	734	5,136	2,182
Settlers' effects.....	{ Free.....	205,954	192,424	225,439	212,632	276,792
	{ Dut.....	3,806	12,326	3,640	7,833	9,028
	{ Free.....	29,043	31,042	29,755	23,177	14,636
	{ Dut.....	12,982	9,975	28,969	14,006	6,470
Silk and mfrs. of—						
Fabrics.....	{ Dut.....			578,777	546,655	450,242
Fabrics, silk when imported by manufacturers of men's neck-wear for use exclusively in the manufacture of such goods in their own factories.....	{ Free.....	546,495	569,535	33,460	57,842	18,150
All other.....	{ Dut.....	47,088	46,976	57,400	73,755	62,114
	{ Free.....	233	12	500	216	
Totals, silk and mfrs. of....		593,583	616,511	669,637	678,262	530,506
	{ Dut.....	233	12	500	216	
Soap—						
Castile, mottled or white.....	Dut. Lbs.	49,525	67,526	58,592	64,990	72,828
All other.....	"	7,255	7,023	7,843	7,795	7,766
Totals, soap.....	"	56,780	74,549	66,435	72,785	80,594
Spirits and wines—						
Brandy, including artificial brandy and imitations of brandy.....	Dut. Galls.	438,333	487,875	532,875	518,206	441,254
(Ordinals and liqueurs of all kinds, N. E.S., mescal, pulque, rum shrub, &c.....	"	34,632	40,953	44,214	57,008	49,650
All other spirituous or alcoholic liquors.....	"	24,655	30,485	35,119	38,052	38,482
Wines, non-sparkling.....	"	114,239	117,754	122,832	124,737	86,398
Wines, sparkling.....	"	205,885	216,969	241,462	281,726	219,981
Totals, spirits and wines.....	"	816,624	894,036	979,522	1,019,839	835,765
Stone and mfrs. of.....	{ Dut.....	705	1,477	2,367	1,254	959
	{ Free.....	199	9,143	10,576	15,942	7,373

No. 19.—*Continued.*  
IMPORTS INTO CANADA FROM FRANCE—*Concluded.*

ARTICLES.	1903.		1904.		1905.		1906.		1907 (9 mos.)	
	Quantity.	Value.	Quantity.	Value.	Quantity.	Value.	Quantity.	Value.	Quantity.	Value.
Sugar and molasses—										
Sugar, above No. 16 D.S. in colour.....			22,069	\$ 520						
Sugar N.E.S. not above No. 16 D.S. in colour.....	9,256,223	145,367								
Sugar candy, brown or white, and confectionery, including sweetened gums, candied peel and popcorn.....	36,306	7,701	43,514	9,339	59,287	10,683	55,564	10,425	51,393	11,191
All other.....		73		304				471		134
Totals, sugar and molasses....		153,711		10,163		10,683		10,896		11,325
Tobacco pipes, pipe mounts, cigar and cigarette cases, &c.....		107,813		111,995		84,554		86,196		44,869
Trunks, pocket books, purses, hat boxes, carpet bags, &c.....		12,489		10,711		9,193		9,052		7,421
Vegetables—										
Tomatoes and other vegetables, including corn and baked beans in cans or other pcks. N.E.S....	410,263	37,533	496,180	43,624	565,011	51,984	742,691	60,501	501,699	49,886
All other.....		93		5,366		398		513		278
Totals, vegetables.....		37,626		48,990		52,382		61,014		49,964
Watches and parts of.....		11,878		13,795		25,155		38,399		16,406
Webbing.....		2,885		2,615		1,328		2,000		3,617
Wood and mfrs. of.....		9,088		7,729		13,777		16,820		13,508
Free.....				5		180		530		621

## SESSIONAL PAPER No. 10

Wool and wools, of—	Dut	Yds.	31,903	93,760	38,048	53,510	29,769	76,898	43,166	128,333	73,630
Cassimeres, cloths and doekings, ...											
Clothing, women's and children's											
outside garments, ...											
Clothing, ready-made and wear-											
ing apparel, N. E. S., composed											
wholly or in part of wool, worst-											
ed, &c. ...											
Fabrics composed wholly or in											
part of wool, worsted, &c. ...											
Fabrics of wool, or of cotton or											
wool, commonly described and											
sold as lustrous, mohairs, alpaca											
and Italian linings, ...											
Fabrics ...											
Noils, being the short wool which											
falls from the combs in worsted											
factories; and worsted tops											
N. E. S. ...											
Women's and children's dress											
goods, coat linings, Italian cloths,											
alpaca, Orleans, cashmeres,											
hemstitch, serges, bindings,											
men's cloth, bengalines, whip											
cords, twills, &c. ...											
Wool not further prepared than											
washed, N. E. S. ...											
Yarn ...											
(Dut, " ...											
(Free, " ...											
(Dut, " ...											
(Free, " ...											
All other ...											
Totals, wool and wools, of ...											
(Dut ...											
(Free ...											
All other articles imported											
(Dut ...											
(Free ...											
Imports, dutiable ...											
" free ...											
Total imports (nude) ...											
Coin and bullion ...											
Total imports ...											
" exports ...											
Total trade ...											

7-8 EDWARD VII., A. 1908

## No. 19—Continued.

# EXPORTS FROM CANADA TO FRANCE.

ARTICLES.	1903.		1904.		1905.		1906.		1907 (9 mos.)	
	Quantity.	Value.	Quantity.	Value.	Quantity.	Value.	Quantity.	Value.	Quantity.	Value.
Animals, living—										
Cattle .....										
Sheep .....										
Totals, animals, &c.....										
Ashes, pot and pearl.....										
Books, pamphlets, &c.....										
Breadstuffs—										
Beans.....	2,384	3,080	2,190	3,243	85,905	105,611	49,798	72,321	4,321	5,666
Oats.....	2,648	794					1,900	435		
Pease.....	20,769	44,078	53,495	144,951	40,577	90,323	38,768	102,125	25,308	48,743
Wheat.....			41,020	32,816			68,836	60,049	55,928	45,942
All other.....		23,034		10,300		15,181		9,092		500
Totals, breadstuffs.....		70,986		191,310		211,115		244,022		100,851
Carriages, bicycles, &c., and parts of.....										
Coal.....		85		10,978		6,582		40		4,001
Drugs, dyes, chemicals, &c.....		2,925		9,260	436	1,482	441	1,712	443	1,329
		1,945		3,456		701		5,217		1,559
Fish and fish products—										
Lobsters, canned.....	2,794,351	700,840	2,298,665	587,084	2,342,728	589,392	3,317,427	935,188	2,020,802	545,029
Salmon.....					104,952	11,065	161,470	15,062	52,800	6,750
All other.....		1,655		4,472		7,496		2,218		1,916
Totals, fish, &c.....		702,495		591,556		607,953		952,468		553,695



## SESSIONAL PAPER No. 10

Fruits of all kinds.....						68,923		1,232	213,422	20,892
Furs.....		3,650				79,292		7,395	3,806	57,141
Hay.....Tons.		106,612					25	224	339	1,401
Hides, &c., other than fur.....						300		2,226	180	3,570
Leather and manufactures of.....		20				86		3,411	2,450	2,068
Metals and minerals and mfrs. of— Iron and steel and mfrs. of— Agricultural implements. All other.....		298,868 4,695				298,844 12,685		360,551 24,169	293,536 23,730	385,800 10,756
Miscellaneous metals and minerals and manufactures of— Aluminum in pigs, ingots, bars, &c....Lbs. Asbestos.....Tons. All other.....										
	192	19,740				53,412	61,392	12,278		32,416
		1,024			1,154	666	1,375	44,862	1,192	51,758
Totals, metals &c.....		264,327				365,607		448,516	372,601	440,730
Provisions.....						58		15,140	11,620	15
Seeds— Clover and grass.....Bush. All other.....	73	597		3,771		21,587	964	660	6,900	6,338
Totals, seeds.....		597				21,587		660	6,900	6,338
Settlers' effects.....		775				6,191		9,275	1,960	1,848
Spirits and wines.....Galls.	10,100	8,715	9,106			7,143	16,948	10,476	3,782	4,091
Vegetables.....		3,150				36			8,160	
Wood and mfrs. of— Lumber— Deals, pine.....St. Hd. " spruce and other....." Deal ends.....M. Ft. Planks and boards....." Other lumber....." Wood pulp....." All other wood and manufactures of.....	4,045 132 579	128,010 2,842 6,076 3,832 290 5,241	5,647 118 5 3,832 375 14,613			190,828 2,758 150 3,778 375 14,613	3,781 91 75 1,005 5,545 46,337	109,893 2,033 1,700 1,005 14,168 3,906	1,800 26,798 840 17,000 5,545 46,337 14,650	53,728 969 6,145 22,446 6,285
Totals, wood and mfrs. of.....		146,204				212,502		130,915	97,670	89,573
Wool and manufactures of.....		94				177		215	43	132

No. 19—Continued.  
EXPORTS FROM CANADA TO FRANCE—Concluded.

ARTICLES.	1903.		1904.		1905.		1906.		1907 (9 mos.)	
	Quantity.	Value. \$	Quantity.	Value. \$	Quantity.	Value. \$	Quantity.	Value. \$	Quantity.	Value. \$
All other articles exported.....	.....	28,875	.....	27,192	.....	31,325	.....	26,100	.....	5,112
<i>Recapitulation.</i>										
Exports, home produce, ....	.....	1,316,713	.....	1,539,462	.....	1,479,999	.....	2,110,444	.....	1,402,832
" foreign " .....	.....	24,905	.....	58,466	.....	31,299	.....	9,647	.....	6,740
Total exports (mdse).....	.....	1,341,618	.....	1,597,928	.....	1,511,298	.....	2,120,091	.....	1,409,572
Coin and bullion.....	.....	.....	.....	.....	.....	.....	.....	.....	.....	.....
Total exports.....	.....	1,341,618	.....	1,597,928	.....	1,511,298	.....	2,120,091	.....	1,409,572
" imports.....	.....	6,503,928	.....	6,289,362	.....	7,201,679	.....	7,698,047	.....	6,679,349
Total trade.....	.....	7,845,546	.....	7,887,290	.....	8,712,977	.....	9,818,138	.....	8,088,921

SESSIONAL PAPER No. 10

No. 19—*Continued.*

## IMPORTS INTO CANADA FROM FRENCH AFRICA.

ARTICLES.	1903.		1904.		1905.		1906.		1907 (9 mos.)	
	Quantity.	Value.	Quantity.	Value.	Quantity.	Value.	Quantity.	Value.	Quantity.	Value.
		%		%		%		%		%
Furs and mfrs. of..... { Dut.										
{ Free.										
Hides and skins other than fur..... { Dut.										
{ Free.										
All other articles imported..... { Dut.										
{ Free.										
<i>Recapitulation.</i>										
Imports, dutiable.....		237		419		29,269		11,548		438
"    free.....		118,834		28,275		29,269		11,548		23,801
Total imports (indse.).....		119,071		28,694		29,269		14,548		24,239
Coin and bullion.....										
Total imports.....		119,071		28,694		29,269		14,548		24,239
"    exports.....		5,720		5,648		10,573		7,028		1,344
Total trade.....		124,791		34,342		39,842		21,576		25,583

## No. 19—Continued.

## EXPORTS FROM CANADA TO FRENCH AFRICA.

ARTICLES.	1903.		1904.		1905.		1906.		1907 (9 mos.)	
	Quantity.	Value. \$	Quantity.	Value. \$	Quantity.	Value. \$	Quantity.	Value. \$	Quantity.	Value.
Metals and minerals and mfrs. of—										
Iron and steel and mfrs. of—										
Agricultural implements				2,486		4,300		1,084		244
Machinery				842		6,233		3,016		
Wood and mfrs. of—										
Lumber—										
Deals, spruce and other.....St. Hd.	197	5,220								
Deal ends	9	200								
All other wood and mfrs. of										
Totals, wood and mfrs. of		5,420								
All other articles exported		300		2,320		40		2,928		1,100
<i>Recapitulation.</i>										
Exports, home produce		5,720		5,648		10,573		7,028		1,344
" foreign										
Total exports (home)		5,720		5,648		10,573		7,028		1,344
Coin and bullion										
Total exports		5,720		5,648		10,573		7,028		1,344
" imports		119,071		28,694		29,269		14,548		24,239
Total trade		124,791		34,342		39,842		21,576		25,583

SESSIONAL PAPER No. 10

No. 19—Continued.

## IMPORTS INTO CANADA FROM FRENCH WEST INDIES.

ARTICLES.	1903.		1904.		1905.		1906.		1907 (9 mos.)	
	Quantity.	Value.	Quantity.	Value.	Quantity.	Value.	Quantity.	Value.	Quantity.	Value.
		\$		\$		\$		\$		\$
Salt.....								330		
Free, Lbs. ....							2,427			
( Dut., .....								20		
All other articles imported.....										
Recapitulation.										
Imports, dutiable										
free .....								350		
Total imports (mdse). ....								350		
Coin and bullion. ....										
Total imports.....								350		
" exports.....		16,131		69,373		60,639		18,299		3,720
Total trade.....		16,131		69,373		60,639		18,649		3,720



No. 19.—Continued.  
EXPORTS FROM CANADA TO FRENCH WEST INDIES.

ARTICLES.	1903.		1904.		1905.		1906.		1907 (9 mos.)	
	Quantity.	Value.	Quantity.	Value.	Quantity.	Value.	Quantity.	Value.	Quantity.	Value.
Breadstuffs—										
Flour of wheat..... Bbls.	2,167	7,647	14,672	59,123	4,901	23,284	4,261	16,392	310	945
Oats..... Bush.		108		34		12,795		1,027		
All other breadstuffs.....										
Totals, breadstuffs.....		7,755		59,157		36,079		17,419		945
Drugs, dyes, &c.....						23,957				327
Fish and fish products—										
Codfish, including haddock, ling and pollock, dry salted..... Cwt.	1,500	165							112	600
Herrings, smoked..... Lbs.										500
All other.....		165								1,100
Totals, fish, &c.....										
Provisions.....		1,027								
Wood and mfrs. of—										
Lumber—										
Planks and boards..... M. ft.	20	200	206	3,963			9	99		285
Staves and headings.....		1,203		1,833		603				149
All other lumber.....		377								184
Shooks, box and other.....		3,513		3,709						618
All other wood and mfrs. of.....		1,616		649						
Totals, wood and mfrs. of.....		6,909		10,154		603		99		

## SESSIONAL PAPER No. 10

All other articles exported.....	275	62	60,639	781	730
<i>Recapitulation.</i>					
Exports, home produce.....	16,131	69,373	60,639	18,299	3,720
"    foreign .....					
Total exports (mdse).....	16,131	69,373	60,639	18,299	3,720
Coin and bullion .....					
Total exports.....	16,131	69,373	60,639	18,299	3,720
"    imports.....				350	
Total trade.....	16,131	69,373	60,639	18,649	3,720

7-8 EDWARD VII., A. 1908

## No. 19—Continued.

## IMPORTS INTO CANADA FROM GERMANY.

ARTICLES.	1903.		1904.		1905.		1906.		1907 (9 mos.)	
	Quantity.	Value.	Quantity.	Value.	Quantity.	Value.	Quantity.	Value.	Quantity.	Value.
Ale, beer and porter.....	2,143	\$ 1,582	6,478	\$ 3,382	15,714	\$ 6,838	20,727	\$ 8,168	5,213	\$ 2,020
Animals, living.....	.....	3,652	.....	150	.....	38	.....	186	.....	47
Articles imported by, or for the use of the Dominion Government, or any of the Departments thereof, or by and for the Senate and House of Commons, &c.....	.....	.....	.....	.....	.....	100	.....	.....	.....	90
Asphaltum or asphalt.....	.....	43,950	.....	130,658	.....	117,527	.....	75,390	.....	15,391
Baskets.....	24	69	.....	.....	.....	.....	.....	.....	.....	.....
Books, periodicals, &c.—	.....	12,967	.....	15,557	.....	16,573	.....	17,889	.....	14,136
Bibles, prayer books, psalm and hymn books, &c.....	.....	1,286	.....	2,825	.....	3,339	.....	2,773	.....	1,597
Labels for fruits, vegetables, meats, fish, &c.....	.....	18,886	.....	17,537	.....	15,931	.....	20,431	.....	15,490
Periodicals and pamphlets, N.E.S.	.....	1,672	.....	1,925	.....	1,940	.....	1,991	.....	705
All other.....	.....	2,504	.....	5,765	.....	8,065	.....	7,710	.....	4,192
.....	.....	9,757	.....	4,157	.....	8,318	.....	5,315	.....	5,573
Totals, books, &c.....	.....	23,062	.....	24,627	.....	25,876	.....	30,132	.....	20,387
.....	.....	11,043	.....	6,982	.....	11,657	.....	8,088	.....	7,170
.....	.....	22,014	.....	13,825	.....	8,517	.....	10,825	.....	13,047
Boot, shoe and stay laces.....	.....	16,308	.....	14,572	.....	12,773	.....	10,123	.....	6,893
Boots and shoes and slippers of all kinds except rubber and leather..	.....	10,562	.....	1,338	.....	52	.....	36	.....	527
Breadstuffs.....	.....	.....	.....	.....	.....	.....	.....	.....	.....	.....
.....	.....	419	.....	1,073	.....	443	.....	551	.....	.....
Bricks, clays and tiles.....	.....	28,331	.....	1,139	.....	283	.....	158	.....	.....
Bristles.....	1,400	2,351	4,370	4,908	6,921	3,918	6,206	6,323	4,421	6,273
Brooms and brushes.....	.....	31,820	.....	25,226	.....	24,388	.....	24,100	.....	18,826
Buttons.....	.....	70,683	.....	38,774	.....	42,358	.....	31,545	.....	19,826
.....	.....	1,398	.....	1,035	.....	2,333	.....	2,871	.....	4,757
Candles.....	9,604	897	726	166	4,890	687	2,808	553	2,883	519
Carpets, mats and rugs.....	.....	13,022	.....	16,732	.....	13,059	.....	8,749	.....	9,247
Carriages.....	.....	82,412	.....	61,840	.....	70,361	.....	82,559	.....	60,084

## SESSIONAL PAPER No. 10

Cement— Portland .....	Dut. Cwt.	362,844	129,633	291,938	98,435	17,295	20,041	7,127	18,276	7,246
All other .....	"		144		559		597	1,618		477
Totals, cement.....	"		129,777		98,994			8,745		7,723
Clocks, clock keys and clock move- ments.....	Dut.		36,378		33,123		40,747	40,991		30,895
Cocoa beans, nibs, paste chocolate and preparations of .....	{ Lbs.	70,274	8,544	17,373	2,522	17,386	31,590	4,178	15,183	2,283
Collars and cuffs.....	{ Free, "				5,858		8,377	15,571		2,564
Combs .....	Dut.		22,530		19,422		29,932	26,221		18,634
Cor dage, rope and twine.....	{ Combs		1,416		300		15			67
	{ Free.									
Cotton and mfrs. of—										
Bookbinders' cloth .....	Free.....		2,275		3,380		2,909	2,014		2,577
Clothing.....	Dut.		17,978		24,350		22,754	19,990		27,728
Embroideries, N.O.P.....	"		15,510		1,110		2,434	5,078		32,239
Fabrics, gray or unbleached, and white or bleached.....	" Yds.	134,322	7,765	21,183	3,528	24,042	55,507	3,533	18,222	2,248
Fabrics, dyed or coloured.....	"	392,505	46,025	210,581	35,628	158,613	24,468	35,099	129,594	26,849
Shirts of cotton.....	" Doz.	955	5,770	14	231	235	343	1,650	214	1,788
Sewing thread on spools.....	"		7,363	529	529		2,014	1,693		693
Socks and stockings.....	" Doz. prs.	82,132	103,947	71,396	89,535	81,502	105,070	155,869	84,153	118,883
Velvets, velveteens and plush fa- brics, N.E.S.....	" Yds.	155,634	47,338	101,863	21,392	146,873	36,576	29,786	93,973	28,122
Yarns, cotton .....	Free, Lbs.	13,376	3,210	27,695	7,805	25,470	7,082	5,408	33,165	13,905
" knitting hosiery or other cotton yarns.....	{ Dut. "	2,337	1,603	279	89		12,442	11,387		7,601
All other.....	{ Free.....		20,568		20,560		10,432	9,813		10,559
Totals, cotton and mfrs. of. (	Dut.		273,807		186,895		209,970	293,485		246,151
	{ Free		16,582		31,745		20,423	17,235		27,041
Curtains and shams.....	Dut.....		7,346		2,246		775	483		1,333
Drugs, dyes, chemicals, &c.—										
Alum in bulk only, ground or un- ground, and alum cake.....	Free, Lbs.	171,319	4,027	90,191	956	79,860	839	340	67,878	1,393
Alumina, sulphate of .....	" "	73,699	70	94,967	737	66,919	536	541	47,905	464
Aniline dyes, coal tar dyes, in bulk or pkgs. of not less than 1 lb.....	" "	495,428	150,047	497,115	139,246	456,450	121,548	137,923	443,080	98,059
Gelatine and isinglass .....	Dut.	53,006	11,470	48,505	9,086	54,501	7,805	7,207	16,586	3,271
Gum, camphor .....	" "	3,846	1,926	2,170	1,175					
Proprietary medicines.....	" "		5,213		6,653		5,021	3,402		5,607
Saltpetre.....	Free, Lbs.	494,548	19,552	601,664	27,466	894,684	35,370	222,295	369,711	15,735

No. 19—Continued.  
IMPORTS INTO CANADA FROM GERMANY—Continued.

ARTICLES.	1903.		1904.		1905.		1906.		1907 (9 mos.)	
	Quantity.	Value.	Quantity.	Value.	Quantity.	Value.	Quantity.	Value.	Quantity.	Value.
Drugs, dyes, chemicals, &c.—Con. A 1 other .....		86,437		63,554		49,166		102,137		48,584
	(Dut.	88,416		67,228		50,622		59,392		49,126
	(Free.....									
Totals, drugs, dyes, &c	(Dut. ....	105,070		80,408		61,992		114,746		57,462
	(Free.....	292,745		285,663		298,915		220,491		164,777
Earthenware and chinaware—										
China and porcelain ware .....		189,383		177,330		59,042		72,890		38,845
Decorated, printed or sponged and	Dut. ....									
all earthenware, N.E.S. ....	"	24,951		56,690		23,769		14,397		12,544
Tableware of china, porcelain or	"	*		*		137,743		101,413		102,383
other clay .....	"	10,733		5,715		2,642		3,226		4,631
All other.....	"									
Totals, earthenware, &c....		225,067		239,735		223,196		191,926		138,463
Electric apparatus.....	Dut. ....	12,232		4,343		64,333		15,618		5,681
Embroideries, N.O.P. ....	"	4,499		5,928		5,122		6,365		7,791
Fancy goods—										
Bead ornaments and statuettes,	Dut. ....	17,316		17,537		11,701		16,062		12,715
N.E.S. ....	"									
Boxes, fancy ornamental cases and	"	21,313		27,928		36,979		35,412		29,710
writing desks, &c. ....	"	158,671		207,611		172,107		132,889		95,089
Braids, bracelets, cords, &c....	"									
Laces, lace collars and similar	"	121,104		175,954		200,239		313,291		100,451
goods, &c. ....	"	291,673		144,812		183,522		183,892		184,144
Toys and dolls of all kinds	"	34,006		39,445		49,303		57,367		55,009
All other.....	"									
Totals, fancy goods. . .		554,083		613,290		653,851		738,913		537,118



## SESSIONAL PAPER No. 10

Flax, hemp, jute and mfrs. of	{ Dut. .... Free. ....	46,004 2,366	22,324	28,911 1,128	28,196 760	15,559
Furs and mfrs. of—						
Fur skins not dressed in any man- ner, N.E.S.	Free. ....	487,665	430,769	515,033	774,697	506,384
Fur skins, wholly or partially dressed.	Dut. .... " " ....	338,066 1,935	211,748 1,428	278,867 1,421	312,332 3,105	251,656 3,162
All other.	{ Dut. .... Free. ....	336	4,812	1,791	10,452	2,230
Totals, furs and mfrs. of	{ Dut. .... Free. ....	340,001 488,001	243,176 133,581	280,288 546,821	315,437 785,149	251,818 508,614
Glass and mfrs. of—						
Common and colourless window glass, and plain coloured, opaque, stained, or tinted or muffled glass in sheets.	Dut. Sq. ft. .... " " " " ....	766,005 24,461	1,555	372		53
German looking glass (thin plate) unsilvered or for silvering.	" " " " ....	38,939	32,663	21,640	329	
Glass carboys or demijohns, empty or filled, bottles, decanters, flasks or phials.	" " " " ....	167,005	117,500	109,039	104,462	54,928
Plate glass, not bevelled, in sheets or panes.	" Sq. ft. ....	21,188	2,113	23		470
Silvered glass, bevelled or not, framed or not framed.	" " " " ....	18,953	13,048	18,519	13,952	12,449
All other.	{ Dut. .... Free. ....	57,668	41,591	38,126 380	50,099 949	39,571
Totals, glass and mfrs. of	{ Dut. .... Free. ....	328,214	211,470	187,440 380	168,842 949	107,471
Gloves and mits.	Dut. ....	213,282	157,097	157,541	168,660	140,181
Glue, glue stock and mncilage— Glue, powdered or sheet.	Dut. Lbs. .... " " " " ....	59,518 134	37,785	31,599 17	46,292 52	33,040
All other.	{ Dut. .... Free. ....					
Totals, glue, &c.	{ Dut. .... Free. ....	58,652	37,785	31,616	46,344	33,040
Grasses, fibres and straw and mfrs. of	{ Dut. .... Free. ....	15,547 714	10,548 1,569	13,058 3,505	12,452 1,143	7,977 1,274
Grease.	{ Dut. Lbs. .... Free. " " ....	372 232,485	227 4,815	135 316,681	55 7,702	83 3,538

\* Not separately stated prior to 1905.



## SESSIONAL PAPER No. 10

Iron, or steel, rolled round wire rods, in the coil, not over $\frac{3}{8}$ inch in diameter, imported by wire manufacturers for use in making wire in the coil in their factories	Free. Cwt.	78,954	102,420	23,125	27,698	.....	5,601	6,998	.....	.....
Iron or steel scrap, wrought, being waste or refuse, including punchings, cuttings and clippings of iron or steel plates or sheets, having been in actual use; crop ends of tin plate bars, blooms and rails, the same not having been in actual use. ....	Dut. "	137,575	99,501	21,479	17,548	.....	8,940	7,143	.....	.....
Locomotive and car wheel tires in the tough. ....	Free "	41,324	90,087	33,123	75,209	51,157	61,507	124,725	66,038	150,160
	Dut. ....	.....	32,834	.....	49,347	.....	.....	118,742	.....	84,922
Machinery. ....	Free. ....	.....	6,211	.....	5,551	.....	.....	13,905	.....	15,963
Rolled iron or steel angles, tees, beams, channels, girders and other rolled shapes or sections, weighing less than 35 lbs. per lineal yard, not punched, drilled or further manufactured than rolled, N.O.P. ....	Dut. Cwt.	28,461	31,147	10,566	11,096	2,296	2,075	2,371	5,150	6,963
Rolled iron or steel angles, tees, beams, channels, joists, girders, zees, stars or rolled shapes, or trough, bridge, building or structural rolled sections, or shapes, not punched, drilled or further manufactured than rolled, N.E. S., and flat eye bar blanks not punched or drilled. ....	" "	257,175	279,595	210,158	222,867	204,782	221,650	239,352	189,902	192,190
Skelp iron or steel, sheared or rolled in grooves, imported by manufacturers of wrought iron or steel pipe for use only in the manufacture of wrought iron or steel pipe in their own factories.	" "	206,049	317,193	61,121	81,787	.....	.....	870	.....	.....
Steel plate, Universal mill-rolled edge-bridge plates (over 12 inches wide after Nov. 29, 1906) imported by manufacturers of bridges.	" "	.....	.....	.....	.....	.....	.....	569	.....	.....
	" Tons.	86,379	107,988	40,358	48,228	489	605	.....	.....	.....
	Free. Cwt.	1,560	40,982	3,739	102,901	283	6,786	6,435	345	8,643
	Dut. ....	247,262	309,260	374,168	399,517	.....	.....	52,796	.....	38,968
	" "	.....	16,781	.....	54,224	43,437	7,403	2,607	.....	4,683
	Free. Cwt.	820	27,012	.....	17,507	.....	.....	.....	.....	3,717
	Dut. Lbs.	3,646,908	93,272	1,418,910	33,533	687,018	13,257	50,018	.....	38,261
	Free. Cwt.	36,243	81,356	25,186	63,958	15,493	42,221	53,646	21,668	58,416
Steel rails. ....	" "	.....	.....	.....	.....	.....	.....	.....	.....	.....
Tools and implements. ....	" "	.....	.....	.....	.....	.....	.....	.....	.....	.....
Tubing. ....	" "	.....	.....	.....	.....	.....	.....	.....	.....	.....
Wire. ....	" "	.....	.....	.....	.....	.....	.....	.....	.....	.....

7-8 EDWARD VII., A. 1908

No. 19—Continued.

[illegible]







## SESSIONAL PAPER No. 10

Webbing.....	Dut.....	2,244	322	1,456	2,334	1,723
Wood and mfrs. of.....	(Free.....)	28,458	22,550	22,197	22,075	16,361
		1,130	1,886	71	178	313
Wool and mfrs. of—						
Casimeres, cloths and dooskins.....	Dut. Yds.	95,398	33,121	19,212	23,646	47,265
Clothing, women's and children's	"					
outside garments.....	"					
Clothing, ready-made, and wear-	"					
ing apparel, N.E.S., composed	"					
wholly or in part of wool,	"					
worsted, &c.....	"					
Fabrics, composed wholly or in	"					
part of wool, &c.....	"					
Fabrics of wool, or of cotton or	"					
wool, commonly described and	"					
sold as lustrés, mohairs, alpaca	"					
and Italian linings.....	"					
Felt, pressed, of all kinds, not	"					
filled or covered by or with any	"					
woven fabric.....	"					
Knitted goods, including knitted	"					
underwear, N.E.S.....	"					
Shawls.....	"					
Socks and stockings.....	Dut. Doz. pairs					
Tweeds.....	Dut. Yds.					
Yarns.....	(Free.....)					
All other.....	(Dut.....)					
	(Free.....)					
Totals, wool and mfrs. or.....	(Dut.....)	1,170,489	921,330	821,127	749,116	622,759
	(Free.....)	7,875	2,741	665	2,777	
All other articles imported.....	(Dut.....)					
	(Free.....)					
		77,481	54,293	47,678	39,448	39,285
		19,770	36,797	28,539	34,772	10,122
<i>Recapitulation.</i>						
Imports, dutiable.....		10,287,909	6,054,290	5,013,512	5,046,778	4,040,488
" free.....		1,839,958	1,974,344	1,628,583	1,963,313	1,442,719
Total imports (duties).....						
Coin and bullion.....		12,127,867	8,028,544	6,642,095	7,040,091	5,483,207
				44		
Total imports.....						
" exports.....		13,127,867	8,028,544	6,642,139	7,040,091	5,483,207
		2,097,699	1,819,223	1,466,654	1,872,537	1,066,605
Total trade.....		14,225,566	9,847,767	7,788,793	8,912,648	6,549,812

## No. 19—Continued.

## EXPORTS FROM CANADA TO GERMANY.

ARTICLES.	1903.		1904.		1905.		1906.		1907 (9 mos.)	
	Quantity.	Value.	Quantity.	Value.	Quantity.	Value.	Quantity.	Value.	Quantity.	Value.
Books, &c.....		\$		\$		\$		\$		\$
		386		2,330		438		280		138
Breadstuffs—										
Barley.....			1,250	600	23,975	10,556	8,681	3,711		
Beans.....					7,328	9,528				
Bran.....	21,667	14,245	55,823	32,189	42,551	19,230	110,472	47,864	26,572	19,953
Buckwheat.....	128,508	71,640	101,312	51,857	13,954	7,193	13,320	7,144		
Indian corn.....	53,906	29,542	454,267	223,528			101,191	60,715	25,739	14,681
Oats.....							6,555	2,066	1,061	371
Pease.....			5,795	4,084			933	793		
Rye.....	61,085	31,374	51,817	31,090						
Wheat.....	692,441	537,453	227,281	178,816			125,658	103,684	48,930	41,591
All other breadstuffs.....		4,976		12,147		8,255		6,529		3,041
Totals, breadstuffs.....		689,230		534,311		55,605		232,506		79,637
Carriages, bicycles, &c., and parts of										
Coal.....		825		371		944		5,000		230
		7,390						1,872		3,364
Cotton and manufactures of		11,896		5,805		17,664		18,001		9,839
Drugs, dyes, chemicals, &c.....		33,277		94,560		15,919		18,784		20,399
Fertilizers.....										
Fish and fish products—										
Lobsters, canned.....	507,709	110,247	242,486	66,559	111,340	28,441	170,818	45,323	54,594	14,321
Salmon, fresh.....	63,465	5,131	80,619	6,942	95,122	8,045	27,922	2,792	87,338	9,128
" " pickled.....	272	4,331	209	4,175	378	7,332	1	16	1,618	32,789
All other.....		1,795				56		4,801		546
Totals, fish, &c.....		121,504		77,676		43,874		52,932		56,784

## SESSIONAL PAPER No. 10

Fruits—	4,289,311	230,294	3,673,734	194,168	2,426,445	107,044	1,327,390	75,501	377,250	22,456
Apples, dried.....	10,819	25,085	20,692	49,323	13,796	32,630	63,221	197,004	217	566
" green.....		1,007		705		2,637		48,451		7,100
All other.....										
Totals, fruits.....		256,296		244,196		142,311		320,356		30,122
Furs.....		9,246		23,796		12,090		10,877		1,521
Grease and grease scraps.....	469,626	38,426	370,684	25,472	925,786	52,344	1,163,419	76,567	611,161	46,199
Hay.....	1,894	18,130		293	269	1,833		40		480
Leather and manufactures of.....		9,485		19,664		1,820		4,177		2,094
Lime.....										
Metals and minerals and mfrs. of—										
Iron and steel and mfrs. of—										
Agricultural implements.....		225,275		126,645		272,512		443,703		399,176
Machines and machinery.....		16,816		7,466		11,576		11,116		14,274
All other.....		46,391		1,436		1,015		5,516		1,138
Totals, iron and steel and mfrs. of.....		288,482		135,547		285,103		460,335		414,588
Miscellaneous metals and minerals and manufactures of—										
Asbestos.....	1,119	28,646	1,894	47,560	3,900	135,121	4,344	111,617	541	29,065
Lead, metallic, contained in ore, &c.....					4,371,291	101,940	23,600	826		16,723
All other.....		7,937		25,466		15,345		10,159		
Totals, miscellaneous metals, &c.....		36,583		73,026		252,406		122,632		36,788
Recapitulation.										
Metals and minerals and mfrs. of.....		325,065		208,573		537,509		582,967		451,376
Musical instruments—										
Organs.....	387	17,464	277	12,809	432	18,643	181	10,230	233	12,264
All other.....		1,486		167				2		
Totals, musical instruments.....		18,950		12,976		18,643		10,232		12,264
Oilcake.....		2,198						11,130		
Oils.....	58,331	253,923	6,259	9,200	7,190	4,314	39,973	3,990		
Provisions—										
Beef.....	353,559	39,260	831,742	69,611	263,545	15,237	1,537,176	109,287	12,400	1,500
Butter.....	43	13	165,060	25,644						5,321
All other provisions.....		7,571		707		14,178		6,451		
Totals, provisions.....		46,844		95,962		29,415		115,738		7,021

No. 19—Continued.  
EXPORTS FROM CANADA TO GERMANY—Concluded.

ARTICLES.	1903.		1904.		1905.		1906.		1907 (9 mos.)	
	Quantity.	Value.	Quantity.	Value.	Quantity.	Value.	Quantity.	Value.	Quantity.	Value.
Seeds—		§		§		§		§		§
Clover and grass..... Bush.	50,270	311,032	65,184	352,526	24,345	111,462	43,082	281,777	6,674	19,933
Flax..... "	42,016	63,025							208,173	200,216
All other.....						1,819		15		
Totals, seeds.....		374,077		352,526		113,281		281,792		280,199
Spirits and wines..... Calls.	23,557	18,019	37,601	15,361	10,100	3,526	150,576	46,368	16,306	7,080
Tobacco..... Lbs.	94,960	9,119		12,435		10,592		4,104		4,621
Wood and manufactures of—										
Lumber:— Deals, pine..... St. Hd.	20	1,086					12	1,930	12	2,376
Planks and boards..... M. ft.	202	3,400	59	1,000	2,455	49,690	982	24,500		
Other lumber.....		3,207		8,662		3,430		299		202
All other wood and manufactures of.....		12,083		6,095		4,006		8,187		807
Totals, wood and mfrs. of.....		21,776		15,757		57,146		34,916		3,385
All other articles exported.....		58,721		67,950		27,386		37,368		49,852
<i>Recapitulation.</i>										
Exports, home produce.....		1,618,517		1,358,910		1,123,586		1,690,907		735,825
" foreign.....		479,182		460,313		23,098		181,650		330,782
Total exports (mdse.).....		2,097,699		1,819,223		1,146,684		1,872,557		1,066,605
Coin and bullion.....										
Total exports.....		2,097,699		1,819,223		1,146,684		1,872,557		1,066,605
" imports.....		12,127,867		8,028,544		6,642,139		7,040,091		5,483,207
Total trade.....		14,225,566		9,847,767		7,788,793		8,912,648		6,549,812



SESSIONAL PAPER No. 10

No. 19—Continued.

## IMPORTS INTO CANADA FROM GREECE.

ARTICLES.	1903.		1904.		1905.		1906.		1907 (9 mos.)	
	Quantity.	Value.	Quantity.	Value.	Quantity.	Value.	Quantity.	Value.	Quantity.	Value.
<b>Fruits—</b>		£		£		£		£		£
Currants .....	7,287,960	193,370	7,621,986	230,671	6,433,491	193,774	8,211,360	269,498	6,675,813	293,532
Figs .....	43,842	1,096	28,714	1,618	53,976	2,667	2,598	147	231,242	8,281
Raspins .....	55,658	2,091	5,309	301	182,502	5,915	100,550	3,335	82,112	5,807
All other .....		121				74		262		551
Totals, fruits .....		196,578		232,590		202,460		273,212		308,234
<b>Hides and skins, other than fur .....</b>										
<b>Packages .....</b>		13,104		14,015		3,677		15,264		7,847
<b>All other articles imported .....</b>		3,009		1,433		239		744		254
{ Free .....				33		40		29		189
<i>Recapitulation.</i>										
Imports, dutiable .....		212,791		247,768		214,589		289,250		316,335
" free .....				33		3,717		29		189
Total imports (inluc.) .....		212,791		247,801		218,306		289,279		316,524
Coin and bullion .....										
Total imports .....		212,791		247,801		218,306		289,279		316,524
" exports .....		1,531		5,634		369		1,045		311
Total trade .....		214,322		253,435		218,675		290,324		316,835



SESSIONAL PAPER No. 10

No. 19—Continued.  
EXPORTS FROM CANADA TO HAWAII.

ARTICLES.	1903.		1904.		1905.		1906.		1907 (9 mos.)	
	Quantity.	Value.	Quantity.	Value.	Quantity.	Value.	Quantity.	Value.	Quantity.	Value.
Agricultural products.....		\$		\$		\$		\$		\$
Animal produce.....		765		3,476		285				275
Carriages.....		115		50		11				80
Coal..... Tons.	7,539	36,156	1,466	5,864						
Fish and fish products—										
Codfish, dry salted.....	896	3,920	1,146	4,000	1,120	6,200	448	2,780		
Salmon, fresh.....	200	12			50	5		10		
" " pickled.....	16	186				98	2	46		1,660
All other.....	2		3							
Totals, fish, &c.....		4,120		4,003		6,303		2,836		1,660
Line.....										
Metals and minerals and manufactures of.....						6,869		796		240
Musical instruments.....						27				
Settlers' effects.....						150				
Spirits and wines—				600		75		1,530		
Whiskey.....			423	1,186			388	1,299	220	787
Wood and manufactures of.....		683		2				40		3,853
All other articles exported.....				60		1,182				
<i>Recapitulation.</i>										
Exports, home produce.....		35,339		15,087		14,143		6,252		6,895
" " foreign.....		500		154		759		249		
Total exports (mdse.).....		35,839		15,241		14,902		6,501		6,895
Coin and bullion.....										
Total exports.....		35,839		15,241		14,902		6,501		6,895
" " imports.....		3,166		2,273		20,157		15,977		18,872
Total trade.....						35,059		22,478		25,767

## No. 19—Continued.

## EXPORTS FROM CANADA TO HAÏTI.

ARTICLES.	1903.		1904.		1905.		1906.		1907 (9 mos.)	
	Quantity.	Value.	Quantity.	Value.	Quantity.	Value.	Quantity.	Value.	Quantity.	Value.
Cotton and manufactures of .....		\$ 500		\$ 1,068		\$ 550		\$ 1,080		\$ 1,013
Fish and fish products—										
Codfish, including haddock, &c., dry										
salted .....	15,200	66,497	12,349	61,602	7,826	44,808	4,987	29,740	4,094	23,047
Mackerel, pickled .....			3,000	150			275	1,715		
Herrings, smoked .....				4,068		1,216				
All other .....		234								
Totals, fish, &c. ....		66,731		65,850		46,024		31,455		23,047
Oils, .....										
Provisions .....	20,676	5,789								
Galls .....		38								
Wood and manufactures of .....				282				231		
All other articles exported .....		43		124				77		870
<i>Recapitulation.</i>										
Exports, home produce .....		73,161		67,324		46,574		33,441		24,930
" foreign .....								2		
Total exports (indse) .....		73,161		67,324		46,574		33,443		24,930
Coin and bullion .....										
Total exports .....		73,161		67,324		46,574		33,443		24,930
" imports .....		157		655						
Total trade .....		73,318		67,979		46,574		33,443		24,930

SESSIONAL PAPER No. 10

No. 19—Continued.

## IMPORTS INTO CANADA FROM HOLLAND.

ARTICLES.	1903.		1904.		1905.		1906.		1907 (9 mos.)	
	Quantity.	Value. \$	Quantity.	Value. \$	Quantity.	Value. \$	Quantity.	Value. \$	Quantity.	Value. \$
Breadstuffs.....	Dut.....	105		1,025		200		1,124		1,829
British gum, dextrine, sizing cream and enamel sizing.....	Lbs.		13,299	383	39,700	1,144	208,203	6,335	194,275	6,229
Carpets, mats, rugs, &c.....	"					1,807				
Cocoa beans, nibs paste, chocolate and preparations of.....	Lbs.	58,023	93,841	23,001	85,555	19,019	137,038	39,173	55,651	19,684
	Free.....	69,788	18,792	14,081	84,081	14,337	66,013	10,907	81,762	14,842
	Dut.....		3,209	262	4,928	124	1,290	163	1,802	522
Coffee.....	"				3,347	711	616	165		
	Free.....	40,901	5,912			981		2,836		4,057
	Dut.....		1,523	1,387		408		272		1,892
Drugs, dyes, chemicals, &c.....	"		4,433	2,676	4,870		6,137	5,937		1,261
Earthenware and chinaware.....	Dut.....	1,200		15,706				243		618
Electric apparatus.....	"			19		135		7,833		14,994
Fancy goods.....	"		2,057	5,117		12,208		48,060		54,074
Fish.....	"		3,376			35,095		4,657		5,650
Glass and mfrs. of.....	"		11,383	17,393		5,952		20,391		51,179
	Free.....		1,358	1,518				8,003		8,016
Grasses, fibres, &c.....	"		406					3,047		7,856
Hides and skins other than fur.....	"		18,854	4,354		16,495		159,201		119,977
	Dut.....		80,526	6,879		31,306				
Metals and minerals and mfrs. of.....	Free.....		357,342	1,948		4,948				
	Dut.....		189,868	209,260		188,133				
Packages, all kinds.....	Free.....									
Paintings in oil or water colours, prints, engravings, drawing, build- ing plans, photographs and pic- tures, N.E.S.....	"									
Paints and colours—										
Lead, white, dry.....	Dut. Lbs.	153		106		375		274		417
" red, dry and orange mineral	"	2,588		4,057		33,825		117,656		59,896
Zinc white.....	"		16,855	695	178,650	7,672				
All other.....	"			297		468		4,143		1,982
	Free.....		421			394		33		
Totals, paints and colours.....	Dut.....	11,150		992		8,140		5,647		1,982
	Free.....	364,555				394		33		





## SESSIONAL PAPER No. 10

All other articles imported.....	(Dut.....	3,990	4,957	8,027	6,970	17,491
{ Free		2,482	2,461	3,107	2,916	1,156
<i>Recapitulation.</i>						
Imports, dutiable.....		651,664	665,197	635,299	589,214	656,266
" free.....		607,276	310,245	367,283	571,027	328,145
Total imports (indse).....		1,318,940	975,442	1,002,582	1,160,241	984,411
Coin and bullion.....						
Total imports.....		1,318,940	975,442	1,002,582	1,160,241	984,411
" exports.....		619,329	1,035,327	550,821	824,708	814,977
Total trade.....		1,988,269	2,010,769	1,553,373	1,985,009	1,799,388

No. 19—Continued.  
EXPORTS FROM CANADA TO HOLLAND.

ARTICLES.	1903.		1904.		1905.		1906.		1907 (9 mos.)	
	Quantity.	Value.	Quantity.	Value.	Quantity.	Value.	Quantity.	Value.	Quantity.	Value.
Animals, living .....		\$		\$		\$		\$		\$
Books, &c .....		10		40,280		248		58,100		47,950
Breadstuffs—								7,744		
Grain:—										
Buckwheat .....			8,426	5,055	4,984	2,544	21,606	12,827		
Indian corn .....	25,199	12,175	34,621	13,603						
Oats .....			7,901	3,283			1,514	424		
Pease .....	46,584	35,582	45,106	35,406	26,075	20,725	1,660	1,660		
Rye .....										
Wheat .....	101,433	77,317	110,083	84,420			1,050	800		
All other .....			72,513	32,878	9,025	5,159	2,400	1,008		
Totals, grain .....	173,216	125,074	278,650	174,645	43,684	28,428	28,230	16,719		
Breadstuffs, other:—										
Cereal foods, prepared .....										6,481
Wheat flour .....	275	1,000	3,221	11,563	3,365	12,010	22,958	70,855	27,813	76,918
All other, N. E. S. .....		5,243		35,226		15,377		36,421		4,470
Breadstuffs, .....		131,317		221,434		100,422		168,194		87,869
Carriages, bicycles, &c., and parts of .....		1,698		2,505		770		4,080		262
Coal .....	922	3,264		4,032		2,832		1,506	75	1,466
Cotton and mfrs. of .....		1,117		7,065		10,500		10,667		3,666
Drugs, &c .....		15,875		117,726		2,711,677		6,941		1,000
Fish and fish products .....				8,598		5,916		119,701	3,159,855	193,984
Fruits:—								60,205		6,430
Apples, dried .....	2,555,309	125,297	2,163,338	117,726	2,711,677	5,916		179,906		200,414
All other .....		3,090		126,324		124,999				
Totals, fruits .....		128,387								

Recapitulation.

## SESSIONAL PAPER No. 10

Grease and grease scraps.....	Lbs.	27,915	22,835	87,053	6,727 12,799	77,151	3,857 2,065	347,776	23,818	292,669	19,632 3,189
Hides and skins other than fur											
Metals and minerals and mfrs. of—											
Iron and steel and mfrs. of:—											
Agricultural implements.....			44,215				68,351		100,102		70,552
Machinery.....			3,199				5,422		7,908		4,395
All other.....			833				1,291		3,942		139
Miscellaneous metals and minerals and mfrs. of—											
Aluminum in pigs, bars, ingots, &c.....	Lbs.					632,866	143,635	229,138	44,087		
Asbestos.....	Tons.	110	7,275	173		80	6,400				
Metals, N. O. P.....			147,210				9,053				140
All other miscellaneous metals, &c.....			1,794				5,938		147		
Totals, metals, &c.....			204,556				240,096		156,186		75,226
Musical instruments.....			4,351				5,360		3,850		3,330
Oil.....	Galls.	7,911	4,865	11,834	10,071		13,680		97		116
Provisions.....			10,470				890		187,880		348,565
Seeds.....			560	3,710	103,601		4		5		
Spirits and wines.....	Galls.	884	7,812	10,421	1,818		2,176		3,171		5,493
Tobacco.....	Lbs.	82,597			1,972	17,106					
Wood and manufactures of:—											
Planks and boards.....	M. ft.	160	2,338	207	5,899	35	781	173	4,450		180
All other wood and mfrs. of.....			2,085		3,894		1,058		70		180
Totals, wood and mfrs. of.....			4,423				1,839		4,520		
All other articles exported.....			77,849				41,230		5,713		16,619
<i>Recapitulation.</i>											
Exports, home produce.....			600,452				519,624		636,943		449,262
" foreign.....			18,877				31,197		187,825		365,715
Total exports (nurse).....			619,329				550,821		824,768		814,977
Coin and bullion.....											
Total exports.....			619,329				550,821		824,768		814,977
" imports.....			1,318,910				1,002,552		1,160,241		984,411
Total trade.....			1,938,239				1,553,373		1,985,009		1,799,388

## No. 19—Continued.

## IMPORTS INTO CANADA FROM ITALY.

ARTICLES.	1903.		1904.		1905.		1906.		1907 (9 mos.)	
	Quantity.	Value.	Quantity.	Value.	Quantity.	Value.	Quantity.	Value.	Quantity.	Value.
		§		§		§		§		§
Books, periodicals, pamphlets, &c. (Dut. ....)		2						11		83
Buttons..... (Free. ....)		200		417		60		475		914
Buttons..... (Dut. ....)		174		1,924		2,147		3,377		1,264
Breadstuffs—										
Macaroni and vermicelli..... (Dut. ....)	567,645	17,923	823,264	24,032	1,302,038	42,639	1,439,684	49,268	1,298,539	49,376
All other..... " .....						328		496		375
Totals, breadstuffs..... " .....		17,923		24,032		42,967		49,764		49,751
Drugs, dyes, chemicals, &c.—										
Brimstone..... (Free. ....)	8,408,982	82,544	545,502	6,023	905,623	12,028	880,530	11,187	455,266	5,629
Camwood and sumac, and ex-										
tracts thereof..... " .....	464,464	7,989	320,847	5,199	240,676	3,763	337,768	5,880	90,198	2,691
Liquorice..... (Dut. ....)	6,192	622	13,299	1,561	2,771	358	2,691	386	3,094	390
All other..... " .....		104				1,385		337		277
(Free. ....)		1,249		461		223		224		559
Totals, drugs, dyes, &c. .... (Dut. ....)		726		1,561		1,743		753		667
(Free. ....)		91,782		11,683		16,014		17,291		8,870
Earthenware and chinaware..... (Dut. ....)		666		402		943		709		2,649
Fancy goods..... " .....		1,678		2,697		1,439		1,730		1,720
Fruits—										
Dried fruits, including nuts—										
Currants..... (Dut. ....)			394							
Pigs..... " .....	35,082	800	12,683	707	5,261	325	619	55	976	46
All other fruits..... " .....	5,902	397							28,000	1,587
Nuts..... " .....	278,935	45,917	326,826	16,051	210,577	12,894	612,500	31,934	324,243	20,973
Totals, dried fruits, &c. .... " .....	319,919	17,114	339,903	16,758	215,778	13,219	613,119	31,989	353,219	22,606



[illegible]

No. 19—Continued.  
IMPORTS INTO CANADA FROM ITALY—Concluded.

ARTICLES.	1903.		1904.		1905.		1906.		1907 (9 mos.)	
	Quantity.	Value.	Quantity.	Value.	Quantity.	Value.	Quantity.	Value.	Quantity.	Value.
Spirits and wines.....		10,595		13,330		16,616		11,842		14,298
Sugar candy, confectionery, sweet- ened gums and candied peels, ghi- cose or grape sugar and saccharine										
Tobacco pipes of all kinds, pipe mounts, cigar and cigarette hold- ers and cases for same, smoker's sets and cases therefor, and tobac- co pouches.....	17,829	1,128	20,144	1,190	1,782	182	22,237	1,922	942	377
Wood and manufactures of.....		2,481		1,344		2,308		59		
Wool not further prepared than washed.....						3,491		915		2,390
	13,418	3,257	55,142	10,275	80,190	10,344	40,650	8,384	10,074	2,041
All other articles imported.....		6,224		13,338		9,016		9,467		10,831
		16,368		8,625		2,430		2,041		4,979
<i>Recapitulation.</i>										
Imports, dutiable.....		429,653		578,775		417,707		526,752		329,930
" free.....		128,641		47,272		68,482		54,212		81,659
Total imports (indsc.).....		558,294		626,047		486,189		580,964		404,589
Coat and ballion.....										
Total imports.....		558,294		626,047		486,189		580,964		404,589
" exports.....		286,770		240,963		198,973		213,835		352,842
Total trade.....		854,064		867,010		685,162		796,819		757,431

SESSIONAL PAPER No. 10

No. 19—Continued.  
EXPORTS FROM CANADA TO ITALY.

ARTICLES.	1903.		1904.		1905.		1906.		1907 (9 mos.)	
	Quantity.	Value.	Quantity.	Value.	Quantity.	Value.	Quantity.	Value.	Quantity.	Value.
		£		£		£		£		£
Books.....		43,221						2,017		8,140
Breadstuffs.....								129		.....
Carriages, etc.....				3,000		3,040		4,170		.....
Coal.....Tons.							300	900	249	747
Fish and fish products—										
Cudfish, including haddock, ling and pol-										
lock, dry salted.....	29,623	128,971	30,008	137,939	23,085	112,118	21,485	114,913	41,501	222,974
All other.....		362		1,500		625				1,253
Totals, fish, &c.....		129,333		139,439		112,743		114,913		224,227
Gutta percha and mfrs. of.....		2,169		2,093		9,659		10,552		681
Leather and manufactures of.....		40,725		48,458		69,864		57,170		7,848
Metals and minerals and manufactures of.....		690		150		1,975		700		37,491
Musical instruments.....										360
Ships.....(No. (Tons.	1,546	13,626	2,434	15,327						
Spirits and wines.....		2,730		2,145		1,346		1,375		.....
Tar.....		337		53		97		17,041		72,561
Wood and manufactures of.....		10,939		30,298		241		233		338
All other articles exported.....								6,655		446
<i>Recapitulation.</i>										
Exports, home produce.....		295,470		237,963		198,973		215,599		352,184
" foreign.....		300		3,000				256		658
Total exports (nulse.).....		295,770		240,963		198,973		215,855		352,842
Coin and bullion.....										
Total exports.....		295,770		240,963		198,973		215,855		352,842
" imports.....		558,294		626,047		486,189		580,964		104,589
Total trade.....		854,064		867,010		685,162		796,819		757,431



[illegible]



No. 19—Continued.  
IMPORTS INTO CANADA FROM JAPAN—Concluded.

ARTICLES.	1903.		1904.		1905.		1906.		1907 (9 mos.)	
	Quantity.	Value. \$	Quantity.	Value. \$	Quantity.	Value. \$	Quantity.	Value. \$	Quantity.	Value. \$
Wood and mfrs. of..... (Dut.....)	.....	4,303	.....	4,170	.....	8,163	.....	9,514	.....	10,570
..... (Free.....)	.....	367	.....	1,238	.....	2,583	.....	1,808	.....	22,478
Wool and mfrs. of..... (Dut.....)	.....	50	.....	1,661	.....	2,849	.....	642	.....	933
..... (Free.....)	.....	.....	.....	.....	.....	.....	.....	.....	.....	.....
All other articles imported (Dut.....)	.....	3,740	.....	11,800	.....	8,771	.....	13,577	.....	18,796
..... (Free.....)	.....	2,052	.....	16,144	.....	1,283	.....	1,127	.....	570
<i>Recapitulation.</i>										
Imports, dutiable.....	.....	741,135	.....	925,601	.....	962,353	.....	1,036,084	.....	871,106
" free.....	.....	746,316	.....	1,073,200	.....	952,434	.....	626,845	.....	787,632
Total imports (ndsc.).....	.....	1,487,451	.....	1,998,801	.....	1,914,787	.....	1,662,929	.....	1,658,738
Coin and bullion.....	.....	.....	.....	.....	.....	.....	.....	.....	.....	57
Total imports.....	.....	1,487,451	.....	1,998,801	.....	1,914,787	.....	1,662,929	.....	1,658,795
" exports.....	.....	325,181	.....	342,116	.....	510,924	.....	494,102	.....	538,548
Total trade.....	.....	1,812,632	.....	2,340,917	.....	2,425,712	.....	2,157,031	.....	2,197,343

## SESSIONAL PAPER No. 10

## No. 19—Continued.

## EXPORTS FROM CANADA TO JAPAN.

ARTICLES.	1903.		1904.		1905.		1906.		1907 (9 mos.)	
	Quantity.	Value.	Quantity.	Value.	Quantity.	Value.	Quantity.	Value.	Quantity.	Value.
Animals, living.....		\$		\$		\$		\$		\$
Breadstuffs.....										
Wheat flour.....	611	2,167	43,296	140,815	17,113	62,007	20,232	64,131	27,668	83,058
All other.....		512		1,978		54		8		1,648
Totals, breadstuffs.....		2,679		142,793		400		5,900		45
Carriages, bicycles, &c.....										
Coal, coke, &c.....		6,716		1,575		5,418		2,645		6,048
Cotton and manufactures of.....	1,630	3,605		13,017		67,613		27,164		
Drugs.....		20,250		268		322		8,719		4,991
Fertilizers.....		2,138				16,545		24,242		3,518
		3,707								
Fish and fish products:										
Codfish, dry, salted.....	6	18	1,238	3,364	4,128	7,527	609	3,430		
Herrings, pickled.....	1,056	84	1,230,898	44,960	433,625	18,953	10,465	21,128	13,710	101,975
Salmon, canned.....	29,268	158,209	13,971	40,337	63,112	200,320	31,793	8,148	102,480	2,133
" " pickled.....		60		10,122		9,206		115,505	32,754	199,023
All other fish.....								5,522		4,493
Totals, fish, &c.....		158,371		98,783		244,706		153,733		307,624
Fruits.....		1,291		74		12		13		37
Leather and manufactures of.....		135		109		3,782		2,423		
Metals and minerals and manufactures of.....		14,476		45		41,482		90,549		37,177
Milk and cream, condensed.....	244,998	18,183	33,918	3,439	15,080	1,578			9,000	310
Paper.....				393				12,491		38,206
Provisions—										
Butter.....	8,181	1,816	24,783	6,027	26,042	6,496	37,399	9,373	41,549	9,062
Cheese.....	5,778	1,076	10,332	1,603	4,152	759	3,922	775	4,532	1,071
All other.....				51		8		84		142
Totals, provisions.....		2,892		7,687		7,263		10,232		10,275

No. 19.—Continued.  
EXPORTS FROM CANADA TO JAPAN—Concluded.

ARTICLES.	1903.		1904.		1905.		1906.		1907 (9 mos.)	
	Quantity.	Value.	Quantity.	Value.	Quantity.	Value.	Quantity.	Value.	Quantity.	Value.
		£		£		£		£		£
Soap .....	490	65	69,121	2,318	16,249	537	159,722	9,828	160,653	6,007
Spirits and wines .....	261	828	261	740	284	781	72	281	574	1,611
Settlers' effects .....		2,251		625		342		3,260		
Sugar .....		6				23		840		313
Wood and manufactures of—										
Planks and boards .....	4,275	68,140	2,581	41,688	3,546	52,187	3,700	61,771	1,635	23,344
All other wood and manufactures of .....		8,691		21,770		1,026		6,139		2,656
Totals, wood and mfrs. of .....		76,831		63,458		53,213		67,910		26,000
All other articles exported .....		10,719		4,612		5,147		9,583		11,650
<i>Recapitulation.</i>										
Exports, home produce .....		324,938		341,803		08,609		492,275		535,863
" foreign .....		208		313		2,316		1,677		2,685
Total exports (home and foreign) .....		325,146		342,116		510,925		493,952		538,548
Coin and bullion .....		35						150		
Total exports .....		325,181		342,116		510,925		494,102		538,548
" imports .....		1,487,451		1,998,801		1,914,787		1,662,929		1,658,795
Total trade .....		1,812,632		2,340,917		2,425,712		2,157,031		2,197,343

SESSIONAL PAPER No. 10

No. 19.—Continued.  
IMPORTS INTO CANADA FROM MEXICO.

ARTICLES.	1903.		1904.		1905.		1906.		1907 (9 mos.)	
	Quantity.	Value.	Quantity.	Value.	Quantity.	Value.	Quantity.	Value.	Quantity.	Value.
		£		£		£		£		£
Coffee..... (Dut. Lbs.	77,904	10,013	16,700	1,990	20,000	1,902	286,327	30,413	79,333	12,530
..... (Free, " (Dut.			15,918	1,917	194,473	21,963				
Cordage, rope and twine..... (Free		30,897								
Drugs, dyes and chemicals..... (Dut.		14,527		10,021				19,634		15,145
..... (Free		17,112		25,618						26,377
Flax, hemp, &c..... (Dut.										
..... (Free										
Fruits..... (Dut.		11,218		16,454				11,727		139,203
..... (Free										1,293
Grasses, fibres, &c., and mfrs. of..... (Dut.										10,441
Hides and skins other than fur..... (Free		29,689		21,063				48,281		206,211
Settlers' effects..... " (Dut.		349		3,269				144,150		14,838
Sugar..... " (Free				445						450
Tobacco and manufactures of..... " (Dut.	3,503	8,088	1,930	4,080	150	1,277	1,511,375	30,889	650	1,603
Wool not further prepared than washed..... " (Free	1,474	258			972	1,607	945	1,788	165	73
All other articles imported..... " (Dut.		424		180	75,985	11,308			570	97
..... (Free				50		619		331		994
Imports, dutiable.....		37,257		32,725		22,719		64,372		19,035
" free.....		88,318		52,353		38,192		223,144		473,264
Total imports (mdse).....		125,575		85,078		60,911		287,516		492,299
Coin and bullion.....										
Total imports.....		125,575		85,078		60,911		287,516		492,299
" exports.....		137,034		124,408		115,875		259,372		317,115
Total trade.....		262,609		209,486		176,786		546,888		809,414

*Recapitulation.*

Imports, dutiable.....

" free.....

Total imports (mdse).....

Coin and bullion.....

Total imports.....

" exports.....

Total trade.....





## SESSIONAL PAPER No. 10

[illegible]





7-8 EDWARD VII., A. 1908

## No. 19—Continued.

## EXPORTS FROM CANADA TO NORWAY AND SWEDEN.

ARTICLES.	1903.		1904.		1905.		1906.		1907 (9 mos.)	
	Quantity.	Value.	Quantity.	Value.	Quantity.	Value.	Quantity.	Value.	Quantity.	Value.
Breadstuffs.....		\$ 21,960		\$ 96,625		\$ 136,362		\$ 128,929		\$ 140,620
Carriages, &c., and parts of—										
Automobiles.....							5	6,080		
Other carriages.....										
Totals, carriages, &c.....								6,080		
Coal.....	37,977	113,933	46,246	143,593	12,318	36,764		18,830		1,450
Cotton and mfrs. of.....		2,263		2,261		9,968				
Fish and fish products—										
Lobsters, canned.....	240,852	61,449	234,706	63,001	257,175	66,774	146,040	38,437	74,027	19,061
Other.....		30				209		313		528
All other.....										
Totals, fish, &c.....		61,479		63,001		66,983		38,750		19,589
Fruits.....				1,352		943		600		8,436
Metals and minerals and mfrs. of—										
Iron and steel and manufactures of—										
Agricultural implements.....		4,579		13,791		19,088		17,470		15,989
Castings, N.E.S.....		6,876		294				8		
Other iron and steel and manufactures of.....		1,606		6,498		5,651		7,384		4,001
All other metals, N.E.S.....		25						450		
Totals, metals, &c.....		13,086		20,543		24,739		25,262		19,990
Seeds.....		3,820		1,500		1,585		3,300		
Ships.....				10,607		25,600		9,500		17,000
				{ 1,497 }		{ 753 }		{ 394 }		{ 773 }
				{ 2 }		{ 2 }		{ 1 }		{ 2 }

## SESSIONAL PAPER No. 10

Tobacco.....	700	100	.....	.....	.....	.....	.....	.....	.....
Wood and mfrs. of ..	.....	.....	.....	.....	.....	.....	.....	.....	.....
All other articles exported.....	51 604	87,063	.....	989	.....	14,967	.....	23,321	634
<i>Recapitulation.</i>									
Exports, home produce ..	268,515	426,543	.....	363,735	.....	251,010	.....	230,512	528
foreign " ..	336	102	.....	198	.....	68	.....	.....	.....
Total exports (mdse.)....	268,851	426,645	.....	363,933	.....	251,078	.....	231,040	.....
Coin and bullion.....	.....	.....	.....	.....	.....	.....	.....	.....	.....
Total exports.....	268,851	426,645	.....	363,933	.....	251,078	.....	231,040	.....
" imports.....	78,758	193,769	.....	114,992	.....	188,060	.....	156,454	.....
Total trade.....	347,609	620,414	.....	418,025	.....	439,138	.....	387,494	.....



No. 19—Continued.  
IMPORTS INTO CANADA FROM PORTO RICO.

ARTICLES.	1903.		1904.		1905.		1906.		1907 (9 mos.)	
	Quantity.	Value.	Quantity.	Value.	Quantity.	Value.	Quantity.	Value.	Quantity.	Value.
Coffee .....	14,150	1,800	12,406	1,846	3,898	565	3,475	437		
{ Dut. Lbs.										
{ Free. " .....										
Fruits .....										
{ Dut.										
{ Free .....										
Sugar and molasses—										
Sugar .....	2,554	76	5,286	134	550	22			50,612	931
Syrup .....	1,332,560	286,842	1,169,707	293,945	1,572,337	354,947	945,237	211,174	271,917	41,249
Molasses .....										
Totals, sugar, &c. ....		286,918		294,079		354,969		211,174		42,180
All other articles imported. ....		252		1,112		481				100
{ Dut.						30		20		
{ Free .....										
<i>Recapitulation.</i>										
Imports, dutiable .....		287,170		295,191		335,450		211,174		42,280
" free .....		1,800		1,846		595		457		
Total imports (indse.) ....										
Coin and bullion .....		288,970		297,037		356,045		211,631		42,280
Total imports .....										
" exports .....		288,970		297,037		356,045		211,631		42,280
Total trade .....		464,503		424,948		415,082		514,640		420,642
Total trade .....		753,473		721,985		771,137		726,271		462,922

## No. 19—Continued.

## EXPORTS FROM CANADA TO PORTO RICO.

ARTICLES.	1903.		1904.		1905.		1906.		1907 (9 mos.)	
	Quantity.	Value.	Quantity.	Value.	Quantity.	Value.	Quantity.	Value.	Quantity.	Value.
Breadstuffs—		\$		\$		\$		\$		\$
Beans.....Bush.										
Oats....." "										
All other.....				2,844			196	94	60	52
Totals, breadstuffs.....				2,844				58		29
								152		81
Fish and fish products—										
Codfish, including haddock, &c., dry										
salted.....Cwt.	99,237	381,752	67,606	332,911	61,013	337,380	70,374	416,699	50,540	282,362
Herrings, pickled.....Brls.	5,192	19,353	7,679	28,505	4,663	17,810	3,988	16,795	6,212	26,789
" smoked.....Lbs.	14,931	317	800	32	7,625	329	11,500	289	19,051	492
All other.....		288		11,091		77		523		8,069
Totals, fish, &c.....		401,740		372,539		355,596		434,302		317,712
Fruits.....				12						72
Metals and minerals and manufactures of.....				31		243		607		
Vegetables—										
Potatoes.....Bush.	28,180	24,034	5,576	4,551	7,712	5,649	2,837	1,946	240	170
All other.....						45		59		12
Totals, vegetables.....		24,034		4,551		5,694		2,005		182

## No. 19—Continued.

## EXPORTS FROM CANADA TO PORTO RICO—Concluded.

ARTICLES.	1903.		1904.		1905.		1906.		1907 (9 mos.)	
	Quantity.	Value. \$	Quantity.	Value. \$	Quantity.	Value. \$	Quantity.	Value. \$	Quantity.	Value. \$
Wood and manufactures of—										
Planks and boards . . . . . M. ft.	2,987	37,747	2,857	41,764	3,463	51,233	5,074	74,950	6,125	98,490
Staves and headings . . . . . M.	287	523	161	297	437	860	233	347	785	1,402
Shingles . . . . .		192		2,329		1,387		60		1,735
All other . . . . .										
Totals, wood and mfrs. of . . . . .		38,432		44,390		53,480		75,357		101,627
All other articles exported . . . . .		297		581		69		2,217		968
<i>Recapitulation.</i>										
Exports, home produce . . . . .		402,527		424,948		414,342		514,055		420,642
"    foreign " . . . . .		1,976				740		589		
Total exports (mdse.) . . . . .		404,503		424,948		415,082		514,640		420,642
Coin and bullion . . . . .										
Total exports . . . . .		404,503		424,948		415,082		514,640		420,642
"    imports . . . . .		288,970		297,037		356,015		211,631		42,280
Total trade . . . . .		753,473		721,985		771,127		726,271		462,922

## SESSIONAL PAPER No. 10

## No. 19—Continued.

## IMPORTS INTO CANADA FROM PORTUGAL.

ARTICLES.	1903.		1904.		1905.		1906.		1907 (9 mos.)	
	Quantity.	Value.	Quantity.	Value.	Quantity.	Value.	Quantity.	Value.	Quantity.	Value.
Fish and fish products. . . . .		11,742		7,239		10,048		11,390		2,928
Fruits—										
Pigs . . . . .		33,029	559,864	19,314	612,668	11,708	523,855	10,992	1,719,079	32,462
All other. . . . .		769				2	539			
Totals, fruits . . . . .		33,798		19,314		11,710		11,531		32,462
Salt . . . . .	5,475,400	4,971	1,530,100	1,807	10,126,000	10,077	680,000		3,618,500	5,481
Spirits and wines—										
Wines, non-sparkling. . . . .	29,553	43,159	37,886	53,215	37,553	53,151	33,738	51,041	28,654	38,328
All other spirits and wines. . . . .			42	63					27	29
Totals, spirits and wines. . . . .	29,553	43,159	37,928	53,278	37,553	53,151	33,738	51,041	28,681	38,357
Wood and mfrs. of—										
Cork and manufactures of cork—										
wood or corkbark, including		17,145		14,098		7,485		48,279		39,487
corkwood . . . . .		11,039		10,601		8,298		12,462		6,619
All other wood and mfrs. of . . . . .						20				
Totals, wood and mfrs. of . . . . .		17,145		14,098		7,705		48,279		39,487
		11,039		10,601		8,298		12,462		6,619
All other articles imported . . . . .		421		39		49		26		67
								1,934		183

No. 19—Continued.  
IMPORTS INTO CANADA FROM PORTUGAL—Concluded.

ARTICLE	1903.		1904.		1905.		1906.		1907 (9 mos.)	
	Quantity.	Value. \$	Quantity.	Value. \$	Quantity.	Value. \$	Quantity.	Value. \$	Quantity.	Value. \$
<i>Recapitulation.</i>										
Import dutiable	.....	106,315	.....	93,968	.....	82,463	.....	122,267	.....	113,301
" free	.....	16,013	.....	12,408	.....	18,345	.....	15,381	.....	12,283
Total imports (mdse.)	.....	122,328	.....	106,376	.....	100,808	.....	137,648	.....	125,584
Coin and bullion	.....	.....	.....	.....	.....	.....	.....	.....	.....	.....
Total imports	.....	122,328	.....	106,376	.....	100,808	.....	137,648	.....	125,584
" exports	.....	164,184	.....	109,340	.....	128,993	.....	89,598	.....	154,538
Total trade	.....	286,512	.....	215,716	.....	229,801	.....	227,246	.....	280,122



SESSIONAL PAPER No. 10

## No. 19—Continued.

## EXPORTS FROM CANADA TO PORTUGAL.

ARTICLES.	1963.		1964.		1965.		1966.		1967 (9 mos.)	
	Quantity.	Value. \$	Quantity.	Value. \$	Quantity.	Value. \$	Quantity.	Value. \$	Quantity.	Value. \$
Fish and fish products—										
Codfish, including haddock, ling and										
pollock, dry salted .....	21,554	91,212	14,749	67,929	11,309	68,826	8,754	57,727	23,559	140,842
All other .....		55		45						
Totals, fish, &c. ....		91,267		67,974		68,826		57,727		140,842
Wood and mfrs. of—										
Deals, spruce and other. .... St. Hd.	1,461	61,417	1,047	36,005	1,368	46,741	876	25,856	260	9,950
Deal ends, .....	38	1,235	70	2,292	295	11,350	25	717		
Planks and boards .....	598	8,111	26	286						
All other, .....		1,793		1,683		516				
Totals, wood and mfrs. of. ....		72,556		40,176		58,607		26,573		9,950
All other articles exported .....		361		1,190		1,560		5,298		3,746
<i>Recapitulation.</i>										
Exports, home produce. ....		164,181		109,340		128,921		89,598		154,538
" foreign .....						72				
" .....										
Total exports (indse.) .....		164,181		109,340		128,993		89,598		154,538
Imports .....		164,184		109,340		128,993		89,598		154,538
" .....		122,328		106,376		100,808		137,648		125,584
Total trade .....		286,512		215,716		229,801		227,246		280,122

No. 19—Continued.  
IMPORTS INTO CANADA FROM RUSSIA.

ARTICLES.	1903.		1904.		1905.		1906.		1907 (9 mos.)	
	Quantity.	Value. \$	Quantity.	Value. \$	Quantity.	Value. \$	Quantity.	Value. \$	Quantity.	Value. \$
Bristles .. .. .										
Drugs, dyes, etc. . . . .					780	1,220 8,475		5,984	1,260	2,098 4,013
Furs and mfrs. of. . . . .										
Hides and skins other than fur. . . . .										
Metals and minerals and mfrs. of. . . . .										
Settlers' effects. . . . .										
Sugar . . . . .										
All other articles imported. . . . .										
<i>Recapitulation.</i>										
Imports, dutiable . . . . .		39,202		82,526		80,274		61,833		34,577
" free . . . . .		166,674		180,034		118,328		198,068		212,163
Total imports (mdse.) . . . . .		205,876		262,560		198,602		259,901		246,740
Coin and bullion. . . . .										
Total imports. . . . .		205,876		262,560		198,602		259,901		246,740
" exports. . . . .		224,583		255,938		241,656		222,415		241,481
Total trade . . . . .		430,459		518,498		440,258		482,376		488,221

SESSIONAL PAPER No. 10

## No. 19—Continued.

## EXPORTS FROM CANADA TO RUSSIA.

ARTICLES.	1903.		1904.		1905.		1906.		1907 (9 mos.)	
	Quantity.	Value.	Quantity.	Value.	Quantity.	Value.	Quantity.	Value.	Quantity.	Value.
		£		£		£		£		£
Breadstuffs.....		71,993		95,453		55,630		33,390		58,191
Carriages, &c., and parts of.....		225				2,280		2,215		4,200
Coal.....Tons	1,292	3,876								
Cotton and mfrs. of.....						1,650		3,130		1,100
Fish and fish products.....		8,400		1,080		110				192
Metals and minerals and mfrs. of—										
Iron and steel and manufactures of:		121,925		113,162		178,933		180,175		172,211
Agricultural implements.....										
All other metals and minerals and manufactures of.....		510		530		2,550		565		2,556
Totals, metals, &c.....		122,435		113,692		181,483		180,740		174,767
Ships.....{ No.				21,906						
{ Tons.				2,437						
Wood and manufactures of.....		41				395		375		130
All other articles exported.....		17,613		23,807		108		2,535		2,901
<i>Recapitulation.</i>										
Exports, home produce.....		224,502		255,927		241,005		222,040		241,481
" foreign.....		81		11		651		375		
Coin and bullion.....										
Total exports (indus)......		224,583		255,938		241,656		222,415		241,481
Total exports.....		224,583		255,938		241,656		222,415		241,481
" imports.....		203,876		262,560		198,602		259,961		246,740
Total trade.....		430,459		518,498		440,258		482,376		488,221



## SESSIONAL PAPER No. 10

[illegible]



## No. 19—Continued.

## EXPORTS FROM CANADA TO SPAIN.

ARTICLES.	1903.		1904.		1905.		1906.		1907 (9 mos.)	
	Quantity.	Value.	Quantity.	Value.	Quantity.	Value.	Quantity.	Value.	Quantity.	Value.
Fish and fish products—		\$		\$		\$		\$		\$
Codfish, including haddock, ling, &c, dry	112	340	23	75	2,240	7,000	4,442	18,621	8,091	33,090
salted.....								200		
All other.....										
Totals, fish, &c.....		340		75		7,000		18,821		33,090
Metals and minerals and mfrs. of.....		14,986		18,284		22,775		22,776		8,710
Wood and mfrs. of—										
Deals, spruce and other.....	2,517	90,249	1,744	77,202	531	18,244	290	11,672	96	4,053
Deal ends.....	282	7,587	24	645	23	521	10	276	5	147
All other.....		24,082		165		352		1,187		2,127
Totals, wood and mfrs. of.....		121,898		78,012		19,117		13,135		6,327
All other articles exported.....		1,350		2,207		1,331		954		188
Recapitulation.										
Exports, home produce.....		138,553		98,408		50,223		55,686		48,315
" foreign.....				170						
Total exports (mdse.).....		138,553		98,578		50,223		55,686		48,315
Coin and bullion.....										
Total exports.....		138,553		98,578		50,223		55,686		48,315
" imports.....		857,192		857,766		742,989		931,242		895,551
Total trade.....		995,745		956,343		793,212		986,928		943,869

SESSIONAL PAPER No. 10

## No. 19—Continued.

## IMPORTS INTO CANADA FROM ST. PIERRE.

ARTICLES.	1903.		1904.		1905.		1906.		1907 (9 mos.)	
	Quantity.	Value.	Quantity.	Value.	Quantity.	Value.	Quantity.	Value.	Quantity.	Value.
Fish and fish products—		\$		\$		\$		\$		\$
Codfish, haddock, ling and pollock,	522,200	18,296	169,440	7,154	426,164	20,511	334,502	17,150	40,726	1,819
dry salted .....		740		388		630				7,624
All other .....										
Totals, fish, &c ..		19,036		7,542		21,141		17,157		9,443
Furs and skins .....										
Hides and skins other than fur ..		944		803		746		753		70
Junk, old and oakum .....	760	956	522	536	159	450	279	402	329	992
Metals and minerals and mfrs. of ..		817		1,965		500		627		643
Spirits and wines .....		356		37		2,348		600		292
All other articles imported .....		1,241		878		700		657		709
Recapitulation.		911		1,160		668		296		533
Imports, dutiable .....		21		1,143		696		1,806		1,414
Imports, free .....		23,005		11,547		23,009		18,737		11,328
Coin and bullion .....		2,277		2,569		4,240		3,961		2,768
Total imports (ndse) .....		24,282		14,114		27,249		22,698		14,096
Total imports .....		21,282		14,114		27,249		22,298		14,096
Exports .....		277,687		204,132		175,190		152,047		91,254
Total trade .....		301,969		223,246		202,439		174,345		105,350

7-8 EDWARD VII., A. 1908

No. 19—Continued.  
EXPORTS FROM CANADA TO ST. PIERRE.

ARTICLES.	1903.		1904.		1905.		1906.		1907 (9 mos.)	
	Quantity.	Value.	Quantity.	Value.	Quantity.	Value.	Quantity.	Value.	Quantity.	Value.
Ale, beer and porter .....	10	\$ 10	78	\$ 31	23	\$ 20	18	\$ 23	24	\$ 24
Animals, living—										
Cattle .....	1,583	34,938	920	15,904	916	12,988	655	13,204	379	8,794
Horses .....	7	680	2	130	1	85	5	640	..	..
Sheep .....	2,762	7,626	2,113	5,500	2,074	5,367	946	2,820	554	1,738
Swine .....	248	2,242	223	1,694	194	1,045	133	1,269	107	1,089
All other .....	..	1,353	..	1,420	..	1,250	..	800	..	919
Totals, animals, living .....	..	46,839	..	24,648	..	20,735	..	18,733	..	12,540
Breadstuffs—										
Biscuits and bread .....	114	767	65	566	24	203	76	573	49	532
Flour of wheat .....	1,562	6,440	1,983	9,064	4,006	23,199	4,656	21,176	599	3,228
All other breadstuffs .....	..	2,459	..	3,205	..	1,433	..	1,335	..	482
Totals, breadstuffs .....	..	9,666	..	12,835	..	24,835	..	23,084	..	4,242
Carrriages, &c., and parts of .....	..	133	..	135	..	45	..	55	..	..
Coal .....	16,729	55,185	13,552	34,989	9,411	26,765	9,038	27,882	5,892	17,549
Cordage, rope and twine .....	..	348	..	149	..	199	..	39	..	12
Cotton and manufactures of .....	..	3,922	..	2,056	..	1,606	..	3,309	..	2,043
Drugs, dyes, chemicals, &c. ....	..	353	..	501	..	589	..	382	..	47
Fish and fish products—										
Codfish, including haddock, ling and pol- lock, dry salted .....	..	..	21	105	..	..	..	..	..	..
Lobsters, canned .....	..	..	625	188	..	..	..	1,516	110	21
Oysters, fresh .....	141	431	69	224	48	182	13	52	6	18
All other .....	..	212	..	2,529	..	298	..	3,639	..	54
Totals, fish and fish products .....	..	643	..	3,046	..	480	..	5,198	..	93

## SESSIONAL PAPER No. 10

Fruits.....	1,705	2,361	1,301	1,552	1,467
Hay.....	6,873	10,457	10,547	6,077	3,325
.....	838	.....	517	.....	257
Leather and manufactures of—					
Boots and shoes.....	6,031	5,888	5,913	6,529	6,052
All other.....	85	28	.....	13	10
Totals, leather and manufactures of.....	6,116	5,916	5,913	6,542	6,062
Metals and minerals and mfrs. of—					
Iron and steel and mfrs. of—					
Castings.....	207	195	153	31	22
Stoves.....	1,011	357	451	361	236
No.....	3,346	2,273	3,031	2,598	2,046
All other iron and steel and mfrs. of.....	681	757	328	260	173
Tin and manufactures of.....	263	118	16	15	28
All other metals and minerals and manufactures of.....	5,508	3,680	3,979	3,265	2,505
Totals, metals, &c.....	.....	.....	.....	.....	.....
Provisions—					
Butter.....	154,426	144,137	21,827	17,668	85,107
Eggs.....	27,978	24,505	2,694	3,961	11,455
Meats—					
Bacon and hams.....	315	2,004	171	153	100
Beef.....	35,832	27,111	2,504	3,210	8,153
".....	5,909	3,829	510	432	698
Mutton.....	34,621	51,146	1,602	2,548	2,305
Pork.....	2,730	51,146	31,131	2,548	8,945
All other provisions.....	1,451	1,247	1,272	1,257	857
Totals, provisions.....	41,301	37,418	30,580	29,229	500
.....	.....	.....	.....	.....	22,169
Salt.....	6	6	.....	.....	.....
Sluips.....	.....	.....	.....	.....	.....
Spirits and wines.....	3,045	3,761	12,000	.....	2,600
Tea.....	14,454	13,354	1,153	618	150
Tobacco and manufactures of.....	722	971	1,873	2,851	695
Sugar and molasses.....	2,705	2,077	754	1,098	219
.....	13,322	9,225	11,000	6,825	2,383
.....	186	251	357	519	221
Vegetables—					
Potatoes.....	21,755	20,460	4,986	5,574	4,407
All other.....	2,482	1,731	1,915	1,584	1,137
Totals, vegetables.....	9,421	8,522	6,901	7,158	5,544

No. 19—Continued.  
EXPORTS FROM CANADA TO ST. PIERRE—Concluded.

ARTICLES.	1903.		1904.		1905.		1906.		1907 (9 mos).	
	Quantity.	Value.	Quantity.	Value.	Quantity.	Value.	Quantity.	Value.	Quantity.	Value.
		\$		\$		\$		\$		\$
Wood and manufactures of—										
Lumber—										
Planks and boards . . . . . M. ft.	1,063	11,922	2,311	31,335	345	4,095	188	2,243	154	2,319
Staves and headings . . . . .		883		1,524		349		300		202
All other lumber . . . . .		2,886		2,641		4,925		557		557
Shingles . . . . . M.	1,579	2,138	285	539	979	941	477	740		
All other unmanufactured wood . . . . .		4,970		1,639		1,554		1,890		1,195
Wood, manufactured . . . . .		2,888		2,477		1,474		685		292
Totals, wood and mfrs. of . . . . .		25,637		40,155		13,338		5,998		4,565
All other articles exported . . . . .		6,886		4,002		2,903		4,961		2,949
<i>Recapitulation.</i>										
Exports, home produce . . . . .		227,549		194,334		169,234		146,687		88,065
" foreign . . . . .		10,138		9,798		5,956		5,360		3,189
Total exports (indus.) . . . . .		237,687		204,132		175,190		152,047		91,254
Coin and bullion . . . . .		40,000		5,000						
Total exports . . . . .		277,687		209,132		175,190		152,047		91,254
" imports . . . . .		24,282		14,114		27,249		22,298		14,096
Total trade . . . . .		301,969		223,246		202,439		174,345		105,350



## SESSIONAL PAPER No. 10

## No. 19—Continued.

## IMPORTS INTO CANADA FROM SWITZERLAND.

ARTICLES.	1903.		1904.		1905.		1906.		1907 (9 mos.)	
	Quantity.	Value.	Quantity.	Value.	Quantity.	Value.	Quantity.	Value.	Quantity.	Value.
Books, periodicals, &c. . . . .		85		228		120		160		200
(Dut. . . . .		145		65		271		180		420
(Free . . . . .		3,955		17,781		66,515		64,169		61,541
Cocoa beans, nibs, paste, chocolate and preparations of . . . . .	12,360		62,482		297,448		274,051		222,612	
(Dut. . . . .		5,482		4,620		10,084		11,867		4,768
(Free . . . . .										
Collars and cuffs . . . . .										
Cotton and mfrs. of—										
Embroideries, white, . . . . .		289,079		275,640		261,532		354,879		437,325
Fabrics, gray and white, unbleached or bleached . . . . .		5,681	314,714	24,950	113,363	11,136	203,999	20,136	264,868	36,584
Fabrics, coloured, printed or dyed, N.O.P. . . . .	68,542									
(Dut. . . . .		15,491	91,946	11,342	115,088	12,786	69,401	13,898	154,994	13,872
(Free . . . . .		12,272		18,068		35,500		32,730		23,154
Handkerchiefs . . . . .		18,370		17,236		19,225		28,432		24,236
(Dut. . . . .										
(Free . . . . .										
All other . . . . .										
(Dut. . . . .		340,996		347,236		340,269		450,015		534,671
(Free . . . . .										
Totals, cotton and mfrs. of . . . . .										
Curtains and shawls . . . . .		57,296		88,941		88,298		71,800		41,170
Drugs, dyes, chemicals, &c.—										
Aniline dyes and coal-tar dyes, in bulk or packages of not less than 1 lb . . . . .		9,757	68,168	20,237	92,385	22,420	128,735	32,546	100,551	25,275
(Dut. . . . .	28,240	10,798		11,704		10,315		14,565		13,116
(Free . . . . .		1,977		758		469		219		247
All other . . . . .										
(Dut. . . . .		10,798		11,704		10,315		14,565		13,116
(Free . . . . .		11,734		20,995		22,889		32,765		25,522
Totals, drugs, dyes, &c. . . . .										

## No. 19—Continued.

## IMPORTS INTO CANADA FROM SWITZERLAND—Concluded.

ARTICLES.	1903.		1904.		1905.		1906.		1907 (9 mos.)	
	Quantity.	Value.	Quantity.	Value.	Quantity.	Value.	Quantity.	Value.	Quantity.	Value.
Embroideries, N.O.P. ....		25,291		26,898		25,802		33,899		\$ 18,061
Fancy goods . . . . .		51,145		84,497		69,938		89,195		43,102
Flax, hemp, jute and mfrs. of . . . . .		9,365		15,320		19,493		16,261		15,244
Gloves and mitts . . . . .		228		1,227		3,503		9,819		2,536
Hats and caps . . . . .		88		158		35		1,316		3,805
Hides and skins other than fur . . . . .		2,540		2,532		8,776		16,026		6,673
Metals and minerals and mfrs. of . . . . .		3,620		56,909		6,841		2,911		3,383
Milk, condensed . . . . .		128		294		62,552		164		2,852
Milk food and other similar preparations . . . . .	10,400	4,149	2,600	169	4,711	364	3,573	216		
Musical instruments . . . . .		11,420		8,943		7,660		12,180		7,347
Provisions . . . . .		5,510		22		277				234
Remnet . . . . .		275		7,225		4,678		7,030		11,101
Ribbons . . . . .		97,985		161,485		248,553		343,219		224,299
Silk and mfrs. of—										
Fabrics . . . . .						396,322		499,124		339,905
Fabrics, silk when imported by manufacturers of men's neck-wear for use exclusively in the manufacture of such goods in their own factories . . . . .		144,373		256,340		116,972		100,802		55,323
All other . . . . .		8,833		15,541		9,975		10,847		8,623
Totals, silk and mfrs. of . . . . .		153,206		271,881		523,269		610,773		403,851
				65		324		122		123
				65		324		122		123

## SESSIONAL PAPER No. 10

Watches and parts of.....	Dut. ....	129,348	202,058	185,451	165,339	125,490
Wool and mfrs. of .....	Free.....	10,044	43,148	62,767	63,146	28,467
All other articles imported.....	Dut. ....	4,365	2,819	409	.....	782
	Free.....	5,364	11,369	13,721	14,640	12,923
			1,087	3,186	270	2,541
<i>Recapitulation.</i>						
Imports, dutiable.....		923,891	1,361,822	1,743,366	1,982,529	1,555,309
" free.....		20,186	28,545	42,696	49,527	38,923
Total imports (mdse).....		944,077	1,390,367	1,786,062	2,032,056	1,594,232
Coin and bullion.....				54	.....	.....
Total imports.....		944,077	1,390,367	1,786,116	2,032,056	1,594,232
" exports.....		7,599	3,895	9,414	39,230	4,371
Total trade.....		951,676	1,394,262	1,795,530	2,062,286	1,598,603

## No. 19—Continued.

## EXPORTS FROM CANADA TO SWITZERLAND.

ARTICLES.	1903.		1904.		1905.		1906.		1907 (9 mos.)	
	Quantity.	Value.	Quantity.	Value.	Quantity.	Value.	Quantity.	Value.	Quantity.	Value.
		§		§		§		§		§
Carriages, carts, etc.	.....		.....	1,470	.....	1,520	.....	143	.....	
Leather and mfrs. of	.....		.....		.....	5,965	.....	3,243	.....	1,125
Metals and minerals and mfrs. of	.....	5,275	.....		.....	312	.....	3,814	.....	1,300
Tar	.....		.....		.....		.....	22,777	.....	
All other articles exported	.....	2,324	.....	2,425	.....	1,617	.....	253	.....	1,946
<i>Recapitulation.</i>										
Exports, home produce	.....	7,433	.....	3,761	.....	8,525	.....	29,809	.....	1,556
" foreign	.....	166	.....	134	.....	889	.....	421	.....	2,815
Total exports (mdse)	.....		.....	3,895	.....	9,414	.....	30,230	.....	4,371
Coin and bullion	.....	7,599	.....		.....		.....		.....	
Total exports	.....	7,599	.....	3,895	.....	9,414	.....	30,230	.....	4,371
" imports	.....	944,077	.....	1,390,307	.....	1,786,116	.....	2,032,056	.....	1,594,232
Total trade	.....	951,676	.....	1,394,202	.....	1,795,530	.....	2,062,286	.....	1,598,603

SESSIONAL PAPER No. 10

## No. 19—Continued.

## IMPORTS INTO CANADA FROM TURKEY.

ARTICLES.	1903.		1904.		1905.		1906.		1907 (9 mos.)	
	Quantity.	Value.	Quantity.	Value.	Quantity.	Value.	Quantity.	Value.	Quantity.	Value.
		\$		\$		\$		\$		\$
Carpets, mats and rugs.....		969		563		117		11,685		2,367
Coffee.....									33	4
Drugs, dyes, chemicals, &c.—					4,425	629	8,400	1,368	4,200	748
Liquorice in paste, rolls & sticks.	957,538	60,151	1,335,214	174,008	357,702	23,318	955,273	62,309	617,426	48,730
Ottar or attar of roses and oil of roses.....										
All other.....		1,656	100	3,492	294	972		780	197	799
						1,928				1,167
Totals, drugs, dyes, &c.....		61,807		178,400		25,246		63,089		49,897
				316		972				799
Embroideries, N.O.P. ....						58				
Fruits—										
Dates.....	415,990	10,070	1,124,374	22,782	1,234,356	16,955	1,147,154	18,883	1,051,125	18,089
Figs.....	969,886	39,629	1,014,681	35,989	946,018	46,715	1,448,725	58,886	2,426,531	90,426
Raisins.....	725,737	43,684	1,420,563	54,937	602,601	26,800	1,274,512	40,888	740,481	53,870
All other.....		1,660		2,282		1,514		1,672		4,826
Totals, fruits.....		95,043		115,990		92,074		120,329		167,211
Furs and skins.....										
Hides and skins other than fur.....		65,078		10,138		8,005				
Packages, all kinds.....		1,639		2,691		55,310		146,314		115,901
						1,485		2,775		1,175
Seeds and bulbous roots.....		5,921		4,732		6,359		6,812		2,146
Tobacco and mfrs of.....	12	5	22	86			405	167	167	151
			536	103	1,076	94			3,530	1,615



## No. 19—Continued.

## IMPORTS INTO CANADA FROM TURKEY—Concluded.

ARTICLES.	1903.		1904.		1905.		1906.		1907 (9 mos.)	
	Quantity.	Value.	Quantity.	Value.	Quantity.	Value.	Quantity.	Value.	Quantity.	Value.
Wool not further prepared than washed.....		\$		\$		\$		\$		\$
Free. Lbs. ....		2,543	24,279	2,962	30,000	4,071	25,426	3,360		3,360
(Dut. ....		10		6,923		3,170		6,934		6,934
All other articles imported.....				30		1,523		979		15,799
										642
<i>Recapitulation.</i>										
Imports, dutiable.....		167,927		309,385		128,509		211,791		238,750
" free.....		65,088		13,600		70,604		152,021		119,705
Total imports (indse.).....		233,015		322,994		199,113		363,812		358,455
Coin and bullion.....										
Total imports.....		233,015		322,994		199,113		363,812		358,455
" exports.....		3,479		5,600		663		46,335		4,842
Total trade.....		236,494		328,594		199,776		410,147		363,297

SESSIONAL PAPER No. 10

No. 19—Continued.

## EXPORTS FROM CANADA TO TURKEY.

ARTICLES.	1903.		1904.		1905.		1906.		1907 (9 mos.)	
	Quantity.	Value. \$	Quantity.	Value. \$	Quantity.	Value. \$	Quantity.	Value. \$	Quantity.	Value. \$
Cordage, rope and twine .....		960		1,760		130		8,108		
Cotton and mfrs. of .....								34,028		
Drugs, &c. ....								650		40
Fish .....		105		1,881		42		1,567		3,310
Metals and minerals and mfrs. of .....		570		165		132				
Wood and mfrs. of .....		1,844		1,794		339		1,982		1,492
All other articles exported .....										
<i>Recapitulation.</i>										
Exports, home produce .....		3,479		5,600		641		12,307		4,812
" foreign .....						22		34,028		
Total exports (mfrs.) .....		3,479		5,600		663		46,335		4,812
Coin and bullion .....										
Total exports .....		3,479		5,600		663		46,335		4,812
" imports .....		233,015		322,994		199,113		363,812		358,455
Total trade .....		236,494		328,594		199,776		410,147		363,263

No. 19—Continued.

IMPORTS INTO CANADA FROM UNITED STATES.

ARTICLES.	1903.		1904.		1905.		1906.		1907 (9 mos.)	
	Quantity.	Value.	Quantity.	Value.	Quantity.	Value.	Quantity.	Value.	Quantity.	Value.
Ale, beer and porter.....	369,538	139,261	417,468	163,906	473,717	197,199	550,124	244,413	578,985	264,798
Animals, living:—										
Cattle.....	37,573	481,889	36,455	412,239	19,620	272,825	14,297	186,388	4,554	64,519
(Dut. No. ....)	598	88,221	765	97,293	465	52,355	423	44,768	142	15,765
Free ".....	29,891	860,672	30,856	931,138	11,519	559,417	17,147	1,078,813	17,120	871,311
Horses.....	660	597,330	541	293,839	592	314,639	616	428,569	523	395,139
Horses imported temporarily for exhibition purposes.....	1,601	562,484	1,908	646,717	1,120	520,876	1,476	378,492	5	500
(Dut. ....)	79,894	299,476	72,459	199,071	84,817	210,131	69,985	199,962	73,523	228,380
Free ".....	88	2,194	31	835	101	3,941	16	452	7	230
Swine.....	19,745	1,626	135,459	7,317	5,334,859	329,078	6,585,642	386,995	330	50
(Dut. Lbs. ....)	42	761	57	7,317	32	489	30	609	20	431
Free No. ....	.....	54,316	.....	54,410	.....	41,608	.....	55,190	.....	39,575
All other.....	.....	9,719	.....	10,509	.....	14,122	.....	19,869	.....	14,836
All other animals imported temporarily for exhibition purposes.....	.....	15,381	.....	28,855	.....	30,906	.....	10,195	.....	300
Totals, animals, living.....	.....	1,007,979	.....	1,694,175	.....	1,413,059	.....	1,907,298	.....	1,203,835
Articles imported by, or for the use of the Dominion Government or any of the Departments thereof, or by and for the Senate and House of Commons, &c.....	.....	1,186,090	.....	1,079,149	.....	937,328	.....	882,954	.....	427,144
Asphaltum or asphalt.....	.....	.....	.....	.....	.....	.....	.....	.....	.....	.....
Baking powder.....	.....	381,755	.....	494,037	.....	938,739	.....	828,515	.....	249,572
Books, periodicals, &c.—	.....	89,928	151,284	133,767	111,048	131,865	156,958	170,873	262,931	239,618
Dut. ....	363,917	108,324	404,585	121,079	477,668	141,759	378,722	106,628	293,614	83,833
Free.....	.....	.....	.....	.....	.....	.....	.....	.....	.....	.....
Advertising pamphlets, pictorial show cards, circulars, &c.....	.....	.....	.....	.....	.....	.....	.....	.....	.....	.....
Bibles, prayer books, psalm and hymn books and religious tracts, &c.....	355,326	79,243	344,769	81,441	446,004	108,648	600,717	143,781	406,612	101,849
.....	.....	64,452	.....	73,687	.....	67,946	.....	69,566	.....	51,026



## No. 19—Continued.

## IMPORTS INTO CANADA FROM UNITED STATES—Continued.

ARTICLES.	1903.		1904.		1905.		1906.		1907 (9 mos.)	
	Quantity.	Value.	Quantity.	Value.	Quantity.	Value.	Quantity.	Value.	Quantity.	Value.
Breadstuffs—										
Grain products—										
Bran, mill feed, &c.										
Indian or corn meal.	25,300	106,518	48,551	89,440	25,137	48,193	27,047	66,153	29,777	56,577
Oatmeal.	744,531	65,431	2,926	122,640	227,436	67,709	460,163	71,254	11,660	62,684
Wheat flour	33,818	20,498	42,827	117	43,063	4,930	180,677	9,304	34,011	361
All other		111,056		169,357		180,677	43,806	173,502		117,299
		89,412		104,863		97,744		80,654		32,835
Totals, grain products.		392,915		486,417		408,253		400,867		239,756
<i>Reconciliation.</i>										
Breadstuffs.		7,437,907		5,423,970		2,984,594		4,556,915		2,726,335
		3,257,704		4,874,839		5,534,717		5,560,291		5,199,017
Bricks, clays and tiles—	2,722	24,200	13,230	110,797	25,396	165,672	21,011	184,682	8,053	81,547
Bricks, building.		29,100		36,133		41,035		47,013		138,306
" fire and stove linings.										
E.S.										
" fire for use in process of manufacture.		285,753	9,439	284,534	10,611	274,564	16,216	418,271	9,281	239,208
China clay	38,888	15,609	31,993	14,305	39,945	23,661	57,430	28,478	55,350	27,395
Drain pipes, sewer pipes, chimney linings or vents, chimney tops and inverted blocks, glazed or unglazed		47,295		44,581		83,174		111,442		76,871
Freeclay, unmanufactured.		55,953		36,942		55,312		108,788		68,676
All other.		25,216		41,210		52,413		77,620		54,689
		12,311		13,729		7,215		19,147		13,086
Totals, bricks.		125,811		236,121		342,292		420,757		351,413
		379,626		299,510		300,752		574,684		398,365



## SESSIONAL PAPER No. 10

Bristles.....	Free. Lbs.	65,781	42,454	53,993	39,178	61,969	47,497	67,462	50,715	44,679	30,211
British gum, dextrine, sizing cream	Dut. "	939,442	49,082	1,119,961	49,245	1,438,525	57,224	1,185,746	42,034	963,533	29,813
and enamel sizing.....	Free.....	165,231	115,128	165,231	197,982	165,231	175,295	165,231	196,084	167,654	167,654
Broom corn.....	Dut. "	110,153	82,244	639,526	149,487	110,153	136,361	135,917	135,917	140,680	140,680
Brooms and brushes.....	Free.....	2,696	2,696	2,696	2,291	2,696	156,302	2,696	4,140	128,852	128,852
Buttons.....	Dut. Lbs.	776,458	82,244	639,526	80,346	632,665	73,177	504,594	62,380	45,731	45,731
Candles, all kinds.....	Free.....	33,936	33,936	33,936	39,638	33,936	27,128	33,936	34,614	23,028	23,028
Carpets, mats and rugs.....	Dut. "	4,426	59,106	3,785	313,879	379	421,087	367	489,048	302	427,254
Carriages—	Dut. No.	1,003	66,398	2,144	100,621	1,573	97,019	1,473	106,788	1,010	69,364
Automobiles.....	" "	4,265	59,106	3,785	51,452	3,096	48,238	2,168	32,417	1,361	29,862
Bicycles and tricycles.....	" "	276	116,578	278	102,053	527	74,406	473	66,511	455	34,635
" " parts of.....	No.	1,003	66,398	2,144	100,621	1,573	97,019	1,473	106,788	1,010	69,364
Buggies, all kinds.....	" "	4,265	59,106	3,785	51,452	3,096	48,238	2,168	32,417	1,361	29,862
Carts, pleasure, all kinds.....	" "	52	196,286	4,740	264,909	3,648	177,058	5,354	240,427	5,216	233,625
Farm and freight wagons.....	" "	626	12,714	1,425	27,973	1,244	23,476	909	18,438	822	24,005
Passenger cars, all kinds.....	" "	12,337	63,504	15,320	90,075	10,146	98,588	17,493	103,796	10,989	64,480
Railway cars, parts of.....	" "	155,833	155,833	15,320	173,512	10,146	194,341	17,493	242,155	176,562	176,562
Sleighs and cutters.....	No.	1,425	12,714	1,425	27,973	1,244	23,476	909	18,438	822	24,005
Wheelbarrows, trucks and hand	" "	925	122,114	1,471	200,074	1,645	245,328	1,631	237,834	1,076	147,363
cars.....	" "	609,170	305,491	1,039,922	510,718	2,309,609	935,079	1,871,303	664,905	620,308	237,638
All other.....	Dut. Cwt.	18,441	18,441	16,327	16,327	24,082	24,082	24,082	24,475	13,176	13,176
Totals, carriages, &c.....	" "	323,932	323,932	527,045	527,045	959,161	959,161	689,380	689,380	250,874	250,874
Cash registers.....	Dut. No.	925	122,114	1,471	200,074	1,645	245,328	1,631	237,834	1,076	147,363
Cement—	Dut. Cwt.	609,170	305,491	1,039,922	510,718	2,309,609	935,079	1,871,303	664,905	620,308	237,638
Portland.....	" "	18,441	18,441	16,327	16,327	24,082	24,082	24,082	24,475	13,176	13,176
All other.....	" "	323,932	323,932	527,045	527,045	959,161	959,161	689,380	689,380	250,874	250,874
Totals, cement.....	" "	212,749	212,749	234,435	234,435	241,096	241,096	241,096	274,936	206,316	206,316
Clocks, clock keys and clock move-	Dut. "	1,394,675	6,683,649	2,261,607	10,409,867	2,584,338	12,011,822	2,152,616	10,141,350	1,991,926	9,405,230
ments.....	Free, Tons.	3,642,296	7,803,649	4,252,333	9,416,974	4,424,179	8,741,748	4,712,485	8,741,436	4,081,682	8,040,285
Coal and coke—	Dut. "	552,175	434,225	596,216	548,257	611,429	334,300	730,489	492,384	633,726	571,439
Coal, anthracite.....	" "	241,085	1,152,287	215,177	742,683	368,863	799,329	47,208	1,280,064	392,941	1,087,455
" bituminous.....	Free "	8,863	8,863	22,100	22,100	35,820	35,820	35,820	19,735	6,183	6,183
" dust.....	Dut. "	8,287	8,287	9,987,391	9,987,391	11,152,530	12,811,191	11,152,530	11,421,414	8,617,967	10,493,185
Coke.....	Free "	8,287	8,287	9,987,391	9,987,391	11,152,530	12,811,191	11,152,530	11,421,414	8,617,967	10,493,185
All other (charcoal).....	Dut. "	736,643	173,382	888,997	203,494	1,083,309	236,510	1,140,456	227,702	1,015,256	226,359
Totals, coal, coke, &c.....	Free "	594,709	83,548	689,594	91,184	567,912	73,782	936,505	115,871	977,238	146,646
Cocoa beans, nibs, paste, chocolate	Dut. Lbs.	736,643	173,382	888,997	203,494	1,083,309	236,510	1,140,456	227,702	1,015,256	226,359
and preparations of.....	Free "	594,709	83,548	689,594	91,184	567,912	73,782	936,505	115,871	977,238	146,646

7-8 EDWARD VII., A. 1908

## No. 19.—Continued.

## IMPORTS INTO CANADA FROM UNITED STATES—Continued.

ARTICLES.	1903.		1904.		1905.		1906.		1907 (9 mos.)	
	Quantity.	Value.	Quantity.	Value.	Quantity.	Value.	Quantity.	Value.	Quantity.	Value.
Coffee—		\$		\$		\$		\$		\$
Green.....	511,619	54,435	495,730	51,934	405,300	45,762	387,402	46,338	313,200	35,151
Roasted or ground, when not im- ported direct from country of growth.....	202,814	34,679	392,164	78,647	212,337	42,718	194,513	37,980	186,210	33,567
All other.....	277,218	26,548	306,453	30,741	346,820	35,713	367,126	37,786	260,216	27,810
Totals, coffee.....	991,651	115,662	1,194,347	161,322	964,457	124,193	949,041	122,104	754,626	96,528
Collars and cuffs.....		65,868		98,147		79,891		77,115		56,444
Combs.....		54,797		72,609		77,303		94,961		99,079
Cordage, rope and twine—										
Binder twine of hemp, jute, manilla or sisal mixed.....										
Binder twine, articles for the man- ufacture of.....	14,198,690	1,809,865	12,623,608	1,459,113	11,352,164	1,288,696	14,569,630	1,628,923	14,903,232	1,559,234
All other.....		244,629		66,207		52,406		61,889		203,082
Totals, cordage, &c.....		114,819		117,497		122,622		124,036		106,267
Corsets.....		2,054,494		1,525,320		1,341,102		1,690,812		1,822,316
Cotton and mfrs. of—										
Clothing.....		83,082		87,781		83,639		100,909		96,536
Cotton waste not dyed, &c.....		244,506		303,359		343,667		370,319		256,659
Cotton wool or raw cotton.....	4,780,633	233,060	5,824,734	381,593	5,815,376	355,480	8,091,064	528,832	3,841,051	209,875
Duck, gray or white.....	67,654,039	5,936,725	48,457,868	5,927,226	56,110,370	5,550,032	67,743,738	7,596,729	61,338,643	6,616,015
Fabrics, gray, unbleached.....	265,867	36,466	109,495	20,494	241,584	43,133	220,484	56,909	235,201	56,982
Fabrics, white or bleached.....	962,660	48,090	520,549	36,701	465,028	29,836	548,584	39,570	1,723,561	124,736
" printed, dyed or coloured, N.O.P. ....	2,358,157	144,596	2,478,296	184,362	3,415,137	226,150	2,314,860	206,520	2,231,673	159,083
	6,666,442	543,342	4,755,833	408,221	4,319,212	402,856	5,500,001	480,317	3,327,738	306,137

## SESSIONAL PAPER No. 10

Jenns, corlilles and satens imported by corset and dress stay makers, &c.	Dut.	Yds.	896,571	92,367	882,774	83,264	1,062,156	104,284	792,342	89,417
Sewing threel oil spoons.	"	"	123,461	153,694	.....	150,912	.....	177,782	.....	137,679
Sheets and bed quilts and damask	"	"	.....	.....	.....	.....	.....	.....	.....	.....
of cotton, N. O. P.	"	Doz.	18,191	12,914	.....	11,104	.....	18,056	.....	12,168
Shirts, all kinds.	"	Doz.	88,376	136,696	32,807	138,561	26,218	107,270	19,392	87,354
Socks and stockings.	"	Doz. prs.	29,686	20,767	19,342	20,648	39,474	27,218	18,186	10,480
Uncoloured cotton fabrics	"	"	.....	.....	.....	.....	.....	.....	.....	.....
Serims and window serims, cambric cloths, &c.	"	Yds.	11,000	12,677	174,394	6,332	138,767	7,953	56,777	5,320
Valvets, velveteens and plush fabrics, N. E. S.	"	"	61,310	75,296	253,979	70,151	257,901	76,874	226,050	63,311
Yarns, cotton.	Free.	Lbs.	55,263	11,861	198,814	71,411	183,331	72,421	111,454	54,689
Yarns, knitting hosiery or other cotton yarns.	Dut.	"	14,892	32,669	136,873	36,142	119,624	28,461	104,060	27,070
All other.	(Free.	"	304,944	319,943	.....	301,765	.....	454,086	.....	364,207
	(Free.	"	287,891	214,140	.....	192,599	.....	131,174	.....	67,755
Totals, cotton and mfrs. of.	(Dut.	"	1,765,491	1,810,010	.....	1,804,548	.....	2,155,516	.....	1,706,603
	(Free.	"	6,532,439	6,564,820	.....	6,079,522	.....	8,332,156	.....	6,948,374
Curtains and shams.	Dut.	"	.....	58,633	.....	65,312	.....	75,343	.....	56,995
Dressing, harness, leather and shoe, including shoe blacking and shoe makers' ink.	"	"	.....	75,355	.....	82,822	.....	79,279	.....	58,132
Drugs, dyes and chemicals, &c.—	"	"	.....	.....	.....	.....	.....	.....	.....	.....
Acids, all kinds.	Dut.	"	35,222	38,336	.....	44,791	.....	55,323	.....	57,792
Alazarine and artificial alazarine.	Free.	Lbs.	11,452	7,313	11,217	3,846	22,822	4,446	17,237	4,593
Alum, in bulk only, ground or unground, and alum cake.	"	"	45,877	34,111	4,291,863	12,101	3,801,631	41,419	1,422,658	13,877
Aniline dyes and coal tar dyes in bulk or packages of not less than one pound.	"	"	.....	.....	.....	.....	.....	.....	.....	.....
Arsenic.	"	"	174,491	181,541	513,597	179,326	581,944	163,109	450,052	111,886
Brinstone, crude.	"	"	7,365	3,496	39,898	1,973	389,838	15,746	21,446	1,685
(Chloride of lime.	"	"	39,770	7,441	6,273,867	67,853	25,035,720	263,434	12,292,663	149,905
Cream of tartar in crystals.	"	"	1,587,551	17,063	1,147,895	14,653	1,274,337	13,657	607,214	7,243
Extract of logwood.	"	"	239,480	40,830	126,528	38,334	203,328	34,780	177,388	29,096
Extract of logwood.	"	"	367,460	328,991	14,563,003	330,755	13,910,237	309,451	13,008,441	326,368
Gelatine and isinglass.	Dut.	"	60,820	25,618	82,658	28,968	88,911	30,760	79,072	32,469
Glycerine for manufacture of explosives.	(Free.	"	8,001	328,686	229,844	24,611	9,600	8,128	.....	1,129
Glycerine, N. E. S.	Dut.	"	2,742	3,303	38,630	4,924	65,061	7,271	35,301	4,166
Gums.	(Free.	"	10,462	11,774	18,361	10,215	26,277	24,610	17,749	8,962
Indigo.	"	"	856,624	816,290	4,296,327	981,351	5,966,728	1,372,991	4,564,017	1,277,347
Lacquers.	"	"	21,944	12,960	7,350	2,428	54,407	9,092	12,325	3,188
Logwood and fustic, ground.	Dut.	"	81,645	971,192	966,882	78,734	1,303,650	108,493	698,774	54,852
Logwood and fustic, ground.	Free.	"	5,620	7,796	392,123	8,292	277,136	4,287	146,980	2,367
Proprietary medicines, all kinds.	Dut.	"	337,129	346,097	.....	324,985	.....	329,771	.....	278,867
Quicksilver.	Free.	Lbs.	55,747	78,167	100,963	47,175	149,709	69,152	98,305	45,634

No. 19—Continued.  
IMPORTS INTO CANADA FROM UNITED STATES—Continued.

ARTICLES.	1903.		1904.		1905.		1906.		1907 (9 mos.)	
	Quantity.	Value.	Quantity.	Value.	Quantity.	Value.	Quantity.	Value.	Quantity.	Value.
Drugs, dyes and chemicals, &c.—Con.		\$		\$		\$		\$		\$
Quinine, salts of.....	30,563	7,648	53,561	13,075	45,599	11,009	14,487	3,066	28,129	5,847
Saltpetre.....	1,004,856	40,926	961,987	39,004	1,144,505	49,373	1,700,579	75,752	818,197	35,625
Soda, bicarbonate of.....	2,581,153	48,885	2,322,960	44,770	1,125,700	29,894	497,204	5,611	481,957	5,313
" ash.....	2,044,843	19,794	1,734,639	15,481	2,734,499	23,665	6,216,968	50,007	2,993,934	24,158
" bichromate.....	270	20	1,586	70	58,225	410	61,510	769	118,800	2,620
" caustic, in packages less than 25 lbs.....	1,719,758	33,754	1,239,776	28,511	976,764	22,621	1,623,991	31,736	21,519	299
" caustic, in packages not less than 25 lbs.....	8,309,478	161,837	8,186,145	161,215	10,721,057	231,078	16,303,245	373,520	1,109,049	24,563
" nitrate of.....	4,381,029	34,659	5,060,098	38,975	6,081,520	47,437	6,056,209	55,051	1,377,688	265,299
" sal.....									4,651,282	46,113
" silicate of in crystal or in solution.....	2,077,833	13,981	1,521,717	9,233	2,323,605	21,001	2,007,644	20,763	1,502,535	9,988
Sulphate of copper (blue vitriol), Terra Japonica, gambier or cutch.....	1,848,614	73,302	1,462,452	63,409	1,738,820	80,571	1,710,420	87,170	898,848	50,004
Vanilla, crude only.....	506,613	28,772	368,280	19,710	832,810	35,483	855,100	39,137	1,315,887	49,773
" asacine.....	6,317	21,165	8,419	19,618	7,526	12,063	15,772	29,241	13,650	25,285
" other.....		11,446		12,276		12,603		14,238		11,491
" other.....		340,476		366,680		374,555		420,783		366,579
" other.....		313,157		326,558		331,190		366,075		327,938
Totals, drugs, dyes, &c. (Dut. ....)	899,731	899,731		963,821		934,313		1,006,490		822,409
" (Free.....)	2,397,801	2,397,801		2,318,137		2,591,034		3,433,871		2,840,530
Earthenware and chinaware.....		238,665		236,261		242,501		275,763		197,989
Electric apparatus.....										
Electric apparatus, N.E.S., insulators of all kinds, &c., electric and galvanic batteries, telegraph and telephone instruments.....		1,101,757		1,807,088		1,834,436		2,369,517		1,927,352
Electric motors, generators (dynamos and sockets.....)		419,490		459,813		819,288		982,999		464,657
" (Free.....)		58,774		84,830		59,146		38,668		23,507
All other.....						24,512		69,439		74,992
Totals, electric apparatus, &c. (Dut. ....)		1,580,021		2,351,731		2,712,870		3,391,184		2,415,496
" (Free.....)						24,512		69,439		74,992



SESSIONAL PAPER No. 10

Embroideries, N.O.P.	Dut.	13,674	17,217	9,747	9,322	10,538
Fancy goods—						
Bead ornaments and statuettes, N.P.S.	Dut.	14,360	16,748	15,735	15,422	11,021
Boxes, fancy ornamental cases and writing desks, &c.	"	38,611	47,394	58,224	63,203	61,352
Brads, bracelets, cords, &c.	"	136,198	156,390	136,598	122,622	76,472
Buttons.	"	36,922	31,893	27,298	55,325	40,716
Flowers, artificial.	"	65,038	70,940	74,457	86,308	69,370
Laces, lace collars and similar goods, &c.	"	42,179	59,952	84,839	78,791	58,220
Toys and dolls of all kinds.	"	79,845	90,624	106,399	115,119	89,411
All other.	"	18,923	26,085	26,779	34,498	30,621
Totals, fancy goods.	"	432,076	499,946	552,329	571,288	437,183
Fertilizers.	{ Dut. Free.	106,070 89,575	126,621 127,086	119,762 107,446	157,471 8,431	142,988 101,141
Fisheries, articles for use of.	{ Dut. Free.	22,108 361,243	25,748 355,389	24,236 436,069	24,236 369,296	8,922 374,060
Fish and fish products—						
Cod, haddock, ling and pollock, fresh, imported otherwise than in barrels.	Dut., Lbs.	753,894 47,980	37,621 2,518	45,050 3,254	53,657 5,417	43,228 6,368
" dry salted.	"	2,224	2,597	1,754	2,523	3,297
" smoked.	"	251,427	289,677	286,945	278,755	262,544
Oysters, shelled in bulk.	Galls.	205,801	226,146	219,501	189,239	
Oysters, canned, prepared or preserved.	"	403,943	50,642	41,769	35,421	22,516
Salmon fresh.	"	2,170,029	26,230	5,548	15,813	7,965
All other.	{ Dut. Free.	137,088 374	194,536 994	175,264 540	206,492 666	194,021 371
Totals, fish &c.	{ Dut. Free.	516,294 374	604,991 994	558,684 540	587,878 666	539,939 371
Flax, hemp and jute and infs. of—						
Bags or sacks of linen, hemp and jute.	Dut.	9,038	9,264	24,557	34,832	23,001
Carpeting, rugs, matting and mats.	"	4,537	4,286	3,889	3,181	3,392
Danausk of linen, stair linen, diaper, napkins, doilies, tray cloths, quilts and like articles of linen, N.O.P.	"	10,131	6,797	10,124	9,937	7,057
Hemp, undressed.	Free.	453,585	561,304	379,692	379,370	220,108
						28,197





## SESSIONAL PAPER No. 10

Brazil.....	Dut. Lbs.	156,768	12,891	204,242	15,811	177,064	14,454	220,145	17,370	79,828	9,503
Walnuts.....	"	731,030	42,839	719,207	41,017	480,483	30,211	501,565	31,988	336,023	20,045
Peanuts, not shelled.....	"	572,334	34,812	332,926	31,770	332,745	26,400	168,288	17,297	226,340	20,045
All other nuts.....	"	3,741,404	166,176	4,713,496	227,534	3,906,737	216,299	4,858,020	233,577	3,165,190	154,845
Totals, fruits, dried.....	"	20,702,438	982,695	18,063,291	888,321	18,951,491	886,531	19,841,186	1,010,730	25,516,214	1,279,708
<b>(Green or ripe fruits—</b>											
Apples, green.....	Dut. Bbls.	28,263	79,830	22,055	73,477	23,243	77,960	20,151	89,985	43,392	138,544
Bananas.....	Free. Bbls.	874,218	774,737	792,383	792,099	1,197,038	950,361	1,144,466	1,124,154	755,771	725,392
Blackberries, gooseberries, rasp-berries, &c., N.E.S.....	Dut. Lbs.	1,068,055	89,409	1,305,978	107,379	1,903,201	137,033	1,485,586	138,937	175,295	16,123
Cherries.....	"	17,168	37,412	22,075	54,622	24,662	51,900	15,100	39,184	26,522	75,041
Grapes.....	"	608,337	36,855	810,831	18,723	1,012,926	62,516	1,014,633	64,460	1,041,936	64,159
Oranges, lemons and limes, in boxes of capacity not exceed- ing $2\frac{1}{2}$ cubic feet.....	Dut. Boxes	279,273	594,154	376,930	681,287	490,086	909,787	491,524	1,200,150	124,113	456,317
capacity not exceeding $1\frac{1}{3}$ cubic feet.....	{ Dut. $\frac{1}{2}$ "	4,985	7,068	5,688	7,692	5,638	7,171	8,867	13,398	1,214	2,616
" in cases {	Free "	.....	16,437	.....	4,646	.....	3,461	.....	16,691	1,809	3,229
or other packages, N.E.S. {	Free	.....	.....	.....	.....	.....	.....	.....	.....	652	380
Oranges in barrels not exceed- ing the capacity of flour bbls. {	Dut. Bbls.	2,267	8,731	4,379	15,945	3,069	10,226	2,894	10,631	1,263	4,537
Peaches, N.O.P. {	Free "	2,960,770	69,549	2,089,386	58,605	3,155,884	86,299	3,582,669	90,835	2,027	5,086
Pine-apples.....	Dut. Lbs.	1,309,611	123,524	1,496,714	132,343	1,672,459	150,659	2,178,622	186,859	416,668	106,000
Plums.....	Free. No.	32,142	49,636	32,303	49,379	53,635	66,871	46,659	62,559	59,982	89,122
All other.....	Dut. Bush.	81,808	49,636	.....	78,663	.....	100,027	.....	88,005	.....	92,070
..... {	"	5,000	.....	.....	9,126	.....	14,067	.....	19,078	.....	19,714
..... {	Free.....	.....	.....	.....	.....	.....	.....	.....	.....	.....	.....
Totals, fruits, green.....	{ Dut. ....	1,073,879	1,179,808	1,179,808	1,513,271	.....	1,513,271	.....	1,814,835	.....	1,015,201
..... {	Free.....	903,261	433,568	433,568	1,115,087	.....	1,115,087	.....	1,330,091	.....	1,264,193
<b>Preserved fruits—</b>											
Fruits in air-tight cans.....	Dut. Lbs.	630,442	34,032	1,014,304	61,492	531,243	32,364	856,102	49,889	1,024,923	63,481
Jellies, jams and preserves.....	"	67,965	8,699	110,938	12,688	67,196	8,388	65,312	7,404	53,108	6,950
All other.....	"	.....	1,308	.....	1,597	.....	945	.....	976	.....	833
..... {	Free.....	.....	.....	.....	73	.....	9	.....	161	.....	29
Totals, fruits, preserved.....	{ Dut. ....	.....	44,639	.....	75,777	.....	41,697	.....	58,269	.....	71,264
..... {	Free.....	.....	.....	.....	73	.....	9	.....	161	.....	29
<b>Recapitulation.</b>											
Fruits.....	{ Dut. ....	.....	2,100,613	.....	2,143,966	.....	2,411,562	.....	2,883,834	.....	2,396,173
..... {	Free.....	.....	903,261	.....	433,641	.....	1,115,096	.....	1,330,252	.....	1,264,222



[illegible]

No. 19—Continued.  
IMPORTS INTO CANADA FROM UNITED STATES—Continued.

ARTICLES.	1903.		1904.		1905.		1906.		1907 (9 mos.)	
	Quantity.	Value.	Quantity.	Value.	Quantity.	Value.	Quantity.	Value.	Quantity.	Value.
Gutta-percha, India-rubber and infs. of— <i>Con.</i>		\$		\$		\$		\$		\$
Rubber recovered and rubber substitute and hard rubber in sheets.	1,702,987	208,585	2,103,489	276,139	2,045,913	216,931	3,061,541	355,246	2,544,144	458,951
{ Dut. . . . .		228,392		274,369		299,787		322,367		262,564
{ Free. . . . .		76,662		35,745		39,487		24,714		75,391
All other. . . . .										
Totals, gutta percha, &c. . . . .		573,421		617,471		634,338		680,014		450,939
		1,816,682		2,508,939		2,701,832		2,772,278		2,423,229
Hair and infs. of. . . . .		9,001		12,405		14,639		15,732		10,475
{ Dut. . . . .		41,426		58,304		59,976		76,353		58,722
{ Free. . . . .										
Hats, caps and bonnets—		690,532		727,947		699,943		564,478		431,606
Beaver, silk or felt. . . . .										
Plats, plain, chip, manilla, cotton, mohair, straw, tuscan and grass.	566,294	83,679	275,296	70,805		107,889		81,578		92,330
Straw, grass, chip or other material, N.E.S.		353,202		446,448		418,616		520,935		415,095
All other including materials for same.		18,755		17,903		18,392		19,315		13,958
{ Dut. . . . .		96,051		83,068		94,284		108,565		63,453
{ Free. . . . .										
Totals, hats, &c. . . . .		1,032,489		1,192,298		1,136,951		1,104,728		860,659
		179,730		153,873		202,173		190,143		155,783
Hay . . . . .	7,771	127,153	8,617	155,905	8,751	147,199	7,025	99,317	6,546	115,230
Hides and skins other than fur. . . . .		2,613,529		2,758,823		1,914,968		1,733,070		1,508,359
Hops. . . . .	373,941	98,888	610,477	156,377	532,755	149,208	482,954	421,105	609,671	109,483
Ink, printing and writing. . . . .		131,072		128,465		127,265		124,388		99,774
Jewellery . . . . .		598,155		689,159		647,636		692,459		699,632
Leather and infs. of—										
Boots and shoes . . . . .		711,569		960,454		1,112,736		1,216,003		983,359
Calf, kid, lamb and sheep skins, dressed, waxed or glazed. . . . .	183,950	136,265	141,314	108,049	221,313	201,081	300,080	284,009	147,558	155,450



## SESSIONAL PAPER No. 10

Glove leathers, tanned or dressed, coloured or uncoloured, imported by glove manufacturers for use in their own factories in the manufacture of gloves.....	Dut. Lbs.	459,129	233,367	450,963	241,276	601,632	303,701	665,101	368,793	467,572	327,441
Harness and saddlery, N.E.S.....	"		70,611		77,839		64,354		67,065		57,890
Sole leather, all kinds.....	"	106,484	33,246	63,991	15,881	131,061	44,029	240,273	63,466	123,096	38,377
Upper leather, including dongola, cordovan, kangaroo, alligator and cheviots skins, or other upper leather, N.E.S., dressed, waxed or glazed.....	"	105,648	88,248	101,473	86,679	141,067	114,971	119,989	113,100	151,721	148,906
All other.....	"		256,442		259,432		311,483		340,840		371,262
Totals, leather and mfrs. of.....	"		1,530,248		1,749,610		2,152,355		2,453,276		2,082,685
Marble and mfrs. of.....	Dut.		128,062		133,479		121,406		150,021		157,271
Metals and minerals and mfrs. of—											
Brass and mfrs. of—											
Brass in bolts, bars and rods, in coils or otherwise in lengths not less than 6 feet, unfini.....	Dut. Cwt.	6,376	87,662	6,494	95,274	7,706	115,558	10,462	181,548	3,037	63,848
Brass in strips, sheets or plates, not polished, planished or coated.....	Free "									4,200	78,765
Brass, old and scrap, or in blocks.....	Dut. Cwt.	9,725	159,576	11,195	177,551	10,318	157,065	10,351	189,968	6,426	120,755
Brass tubing, not bent or otherwise manufactured, in lengths not less than 6 feet.....	Free "	10,227	98,678	7,934	70,064	9,971	106,416	19,180	238,697	4,824	95,617
Brass wire, plain.....	"									25,386	402,189
All other.....	"										
Totals, brass and mfrs. of.....	Dut. Lbs.	452,872	85,624	456,847	91,329	594,211	126,186	531,798	128,529	513,002	127,345
Copper and mfrs. of—	"	102,533	16,512	85,437	14,657	85,978	13,824	152,634	22,953	70,154	16,165
Copper in bars, rods and bolts, in coils or otherwise in lengths, not less than 6 feet, unfini.....	Dut. "		525,701		584,615		592,676		710,552		604,182
Copper in strips, sheets or plates, not planished or coated, &c.....	Free.		130,674		147,090		117,502		162,460		136,333
Copper in pigs or ingots.....	Dut.	542,216	562,214		598,672		592,676		733,505		801,950
Totals, copper and mfrs. of.....	Free				581,308		636,551		901,202		840,449
Copper and mfrs. of—											
Copper in bars, rods and bolts, in coils or otherwise in lengths, not less than 6 feet, unfini.....	Free. Cwt.	62,499	810,742	56,278	748,782	86,297	1,229,083	112,155	1,919,754	89,333	1,800,500
Copper in strips, sheets or plates, not planished or coated, &c.....	"	15,414	244,559	16,648	264,707	19,653	331,967	24,855	507,576	21,971	513,744
Copper in pigs or ingots.....	"	19,221	240,626	16,548	217,990	16,624	232,739	21,676	375,959	21,376	437,178

7-8 EDWARD VII., A. 1908

## No. 19—Continued.

## IMPORTS INTO CANADA FROM UNITED STATES—Continued.

ARTICLES.	1903.		1904.		1905.		1906.		1907 (9 mos.)	
	Quantity.	Value.	Quantity.	Value.	Quantity.	Value.	Quantity.	Value.	Quantity.	Value.
Metals and minerals and mfrs. of— <i>Con.</i>		\$		\$		\$		\$		\$
Copper and mfrs. of— <i>Con.</i>										
Copper tubing, in lengths not less than 6 feet, and not polished, bent or otherwise manufactured.....	252,312	53,022	184,674	42,173	267,847	63,880	203,509	55,137	149,914	47,080
Copper wire, plain, tinned or plated.....	503,222	74,448	141,470	25,258	133,515	22,647	213,505	39,446	136,937	30,194
All other.....		59,181		67,319		72,260		88,547		80,428
		13,929		35,774		32,458		68,296		36,994
Totals, copper and mfrs. of. { Dut. ....		133,629		92,577		94,907		127,993		110,622
{ Free ....		1,362,878		1,309,426		1,890,977		2,926,716		2,836,106
Gold and silver and mfrs. of—										
Electro-plated ware and gilt ware of all kinds, N. E. S. ....		217,575		178,286		223,363		215,004		147,682
Sterling or other silverware.....		60,881		81,501		70,195		68,741		62,863
All other.....		19,551		20,547		25,502		20,331		13,455
		560		158		112		722		131
Totals, gold and silver and mfrs. of. { Dut. ....		298,007		280,334		319,060		304,676		224,000
{ Free ....		560		158		112		722		131
Iron and steel and mfrs. of—										
Agricultural implements, viz.:—										
parts of.....		609,120		675,815		493,855		465,270		378,959
Cultivators, weathers.....	3,609	24,948	2,682	12,468	2,552	15,145	3,826	26,257	1,895	12,920
Drills, grain and seed.....	2,928	78,193	3,009	103,003	3,623	124,458	2,835	117,293	5,267	177,231
Harrows.....	3,287	49,070	4,408	82,074	2,597	44,799	4,383	66,180	5,614	82,679
Harvesters, self-binding.....	10,878	1,053,021	7,646	751,350	3,567	353,864	4,927	95,846	2,877	315,383
Horse rakes.....	13,362	247,521	9,069	173,467	1,890	35,161	872	20,639	636	14,288

## SESSIONAL PAPER No. 10

	No.	Dut.	197	8,802	228	16,496	37	2,183	1,133	108,051	2,262	212,783
Manure spreaders.....	"	"	18,223	607,632	9,704	333,381	2,146	63,612	766	24,632	290	8,815
Plowing machines.....	"	"	14,032	303,737	13,748	300,157	10,382	258,837	17,030	177,612	17,816	198,362
Scythes, sickles or reaping hooks.....	Doz.	"	2,325	10,037	3,321	14,400	3,675	18,593	1,457	7,597	589	3,103
Shades and shovels and shade or shovel blanks, and iron same.....	"	"	3,722	22,638	3,474	17,808	4,603	24,885	4,252	22,958	2,085	13,042
All other agricultural imple- ments.....	"	"	.....	116,589	.....	146,475	.....	130,142	.....	141,328	.....	105,448
Totals agricul. implements..	"	"	.....	3,131,488	.....	2,627,163	.....	1,571,474	.....	1,573,666	.....	1,823,213
Axles, springs, axle bars, N.E. S., and axle blanks and parts thereof of iron or steel, for railway or tramway or other vehicles.....	Lbs.	Dut.	742,300	35,120	771,300	35,019	1,594,400	49,697	5,583,200	109,820	2,989,600	86,756
Bar iron or steel rolled, whether in coils, bundles, rods or bars, comprising rounds, ovals, squares and flats, and rolled shapes, N.O.P.....	Cwt.	"	379,511	701,954	399,257	634,658	363,608	566,457	634,421	1,004,587	843,408	1,381,368
Cast iron pipe of every descrip- tion.....	"	"	24,664	73,062	35,014	79,406	78,015	185,946	43,235	91,023	30,435	57,548
Castings, iron or steel in the rough, N.E.S.....	"	"	.....	234,830	.....	299,843	.....	281,409	.....	370,622	.....	280,026
Chains, all kinds.....	"	"	.....	208,468	.....	197,134	.....	184,033	.....	216,501	.....	183,873
Cream separators and steel bowls for.....	Free.	"	.....	404,916	.....	272,275	.....	513,423	.....	407,073	.....	279,648
Cutlery.....	Dut.	"	.....	88,108	.....	99,663	.....	105,483	.....	145,998	.....	96,337
Engines, locomotives for rail- ways, N.E.S.....	No.	"	87	1,106,521	131	1,568,365	113	672,205	85	338,099	41	204,175
Engines, fire.....	"	"	.....	10	10	8,235	11	8,938	6	7,150	2	1,933
Engines, gasoline.....	"	"	145	136,839	556	125,737	950	194,007	2,066	404,104	1,484	305,430
Engines and boilers, steam.....	"	"	848	370,237	1,055	407,160	1,058	368,260	1,604	402,075	1,908	494,888
Fire extinguishing machines.....	"	"	.....	20,576	.....	49,596	.....	46,211	.....	53,207	.....	36,063
Fittings, iron or steel, for iron or steel pipe.....	"	"	5,326,840	343,626	5,550,114	350,929	6,392,061	367,568	6,550,108	381,493	5,102,981	329,611
Forgings of iron or steel, of whatever shape or size, or in whatever stage of manufac- ture, N.E.S., and steel shaft- ing, turned, compressed or polished; and hammered iron or steel bars or shapes, N.O.P.....	"	"	2,833,666	112,148	3,329,244	128,153	3,601,144	139,580	3,970,129	106,315	2,984,726	148,095

7-8 EDWARD VII., A. 1908

No. 19—Continued.  
IMPORTS INTO CANADA FROM UNITED STATES—Continued.

ARTICLES.	1903.		1904.		1905.		1906.		1907 (9 mos.)	
	Quantity.	Value.	Quantity.	Value.	Quantity.	Value.	Quantity.	Value.	Quantity.	Value.
Metals and minerals and mfrs. of.— <i>Con.</i>										
Iron and steel and mfrs. of.— <i>Con.</i>										
Hardware, viz.: builders', carriage-makers', saddlers' and carry combs and horse boots, N.E.S. ....	41,773	703,796	54,796	665,023	68,269	583,327	80,032	665,990	88,156	530,836
Hoop, band scroll or strips of iron or steel .....		88,217		107,152		127,204		168,395		192,486
Free										
Iron or steel beams, sheets, plates, angles, knees and cable chains for wooden, iron, steel or composite ships or vessels.	14,639	28,750	16,373	27,330	37,739	63,386	175,023	250,711	227,244	345,352
Iron or steel sheets, Canada plates, Russian iron, tangle plate and rolled sheets of iron or steel coated with zinc, spelter or other metal of all widths or thickness, N.O.P. ....	74,588	275,413	98,181	328,704	126,199	70,786	45,250	126,457	59,233	173,636
Iron and steel sheets, flat, galvanized .....										
Iron or steel sheets, rolled, No. 17 (No. 14 after Nov. 29, 1906) gauge and thinner, N.O.P. ....	52,990	166,211	66,092	178,939	102,077	249,680	126,703	292,367	139,431	330,596
Iron or steel plates or sheets, sheared or unsheared, and skip iron or steel sheared or rolled in grooves, &c. ....	28,009	57,256	81,562	143,946	104,650	175,582	133,136	218,273	182,715	310,829
Iron bridges and structural iron work .....	19,876	61,265	52,935	147,003	248,704	649,517	181,232	500,475	64,384	184,802
Iron or steel, rolled round wire rods, in the coil, not over $\frac{3}{8}$ inch in diameter, imported by wire manufacturers for use in making wire in the coil in their factories .....	839,183	1,189,439	525,655	727,115	579,875	726,459	299,578	389,489	217,366	300,065

## SESSIONAL PAPER No. 10

Iron in pigs, scrap and kenthledge .... Dut.	21,087	384,664	29,649	442,910	60,350	740,948	105,942	1,031,325	75,514	1,244,147
Locks, all kinds .....	.....	186,200	.....	188,075	.....	211,912	.....	273,491	.....	250,157
Locomotive and car wheel tires of steel in the rough .. Free.	2,919	13,289	4,875	17,631	9,006	21,241	13,598	32,580	7,477	24,317
<b>Machines and machinery:—</b>										
Mining, smelting and reducing machinery, viz.:—Coal cutting machines (except percussion coal cutters), coal heading machines, coal augers and rotary coal drills, &c. Vide item 460, schedule A, Canadian Tariff, 1907 .. Free.	.....	951,220	.....	938,930	.....	681,295	.....	816,629	.....	853,922
Machinery and structural iron for beet root sugar factories .....	.....	603,142	.....	12,278	.....	8,975	.....	7,043	.....	15,949
Portable engines .....	555	543,967	501	465,108	389	432,518	626	712,895	531	585,080
Printing presses, rotary, of a kind not made in Canada .. Free.	.....	.....	.....	31,186	.....	332,691	.....	398,187	.....	257,142
Printing presses, printing machines, folding machines, book-binders, bookbinding, ruling, embossing and paper cutting machines. Dut.	.....	297,064	.....	430,838	.....	282,462	.....	326,659	.....	240,050
Sewing machines and parts of .....	14,505	321,975	13,904	323,014	10,580	246,230	13,627	271,325	12,916	244,418
Threshers and separators .....	793	313,720	664	301,135	560	163,334	617	338,315	643	327,652
Type-writing machines .....	3,655	173,113	2,755	167,502	3,327	188,069	4,962	284,520	4,419	283,323
Windmills .....	629	38,146	555	33,914	728	38,083	909	41,934	519	27,556
All other machines, &c. .... Free.	.....	4,113,245	.....	5,137,049	.....	4,491,420	.....	5,407,097	.....	5,263,057
Totals, machines, &c. .... Free.	.....	82,385	.....	49,202	.....	173,268	.....	200,445	.....	393,892
Totals, machines, &c. .... Free.	.....	5,804,230	.....	6,918,620	.....	5,842,116	.....	7,402,745	.....	6,971,136
.....	.....	1,636,697	.....	1,031,596	.....	1,199,229	.....	1,482,304	.....	1,520,905
<b>Malleable iron castings and iron or steel castings, N.E.S. .... Dut.</b>										
Muskets, rifles and other fire-arms ..	23,292	72,988	4,658	16,349	4,452	15,131	4,957	16,819	14,020	51,252
Nails and spikes .....	1,239,288	226,751	6,383,658	302,143	7,491,491	293,391	2,714,031	324,791	5,354,746	297,221
Pumps, N.E.S. ....	.....	37,755	.....	140,700	.....	162,040	.....	67,386	.....	108,429
Railway fish plates .....	1,547	227,907	1,842	203,013	.....	200,077	.....	246,488	.....	144,745
.....	.....	68,807	.....	71,982	4,547	154,270	3,462	143,162	4,408	193,908
<b>Rolled iron or steel angles, tees, beams, channels, joists, girders, zees, stans or rolled shapes, or trough bridge, building or structural rolled sections or shapes, not punched, drilled or farther manufactured than rolled, N.E.S., and flat eye bar blanks not punched, or drilled .....</b>										
.....	144,915	274,637	244,863	418,567	610,803	962,279	565,850	863,936	629,008	940,958







7-8 EDWARD VII., A. 1908

No. 19—Continued.  
IMPORTS INTO CANADA FROM UNITED STATES—Continued.

ARTICLES.	1903.		1904.		1905.		1906.		1907 (9 mos.)	
	Quantity.	Value.	Quantity.	Value.	Quantity.	Value.	Quantity.	Value.	Quantity.	Value.
		\$		\$		\$		\$		\$
<b>Metals and minerals and mfrs. of—</b>										
Miscellaneous metals and minerals and mfrs. of—										
Aluminum in ingots, blocks or bars, strips, sheets or plates...	61,027	10,976	353,972	68,442	640,638	153,884	718,126	167,505	901,464	246,566
Asbestos in any form other than crude, and all mfrs. of...		71,229		77,620		109,916		122,691		113,158
Habit metal...		59,862		47,708		29,883		40,383		37,574
Black lead...		17,763		19,133		23,652		25,634		9,951
Britannia metal, mfrs. of, not plated...		21,455		20,833		18,199		22,259		12,100
Britannia metal in pigs, blocks or bars...	150	8,969	342	9,915	2,301	9,323	397	11,104	255	9,960
Buckles of iron, steel, brass or copper of all kinds, N.O.P., (not being jewellery)...		21,976		29,600		30,975		27,207		35,062
Gas, coal or other oil and electric light fixtures or parts thereof...		190,752		219,969		296,758		357,166		342,821
Gas meters...	769	7,857	1,133	12,160	3,091	29,528	1,812	34,655	1,850	35,758
German, Nevada and nickel silver, mfrs. of, not plated...		31,087		26,565		28,400		23,422		21,689
German silver, nickel silver and silver, and silver in ingots, blocks, bars, strips, sheets or plates, unful...		17,111		12,968		41,519		53,244		48,835
Lamps, side-lights and head-lights, lanterns and chandeliers...	52,721		39,434		165,207		203,903		136,379	37,996
Mineral and bituminous substances, N.O.P.		334,732		350,168		285,643		326,661		305,140
Nickel mfrs.		34,547		25,655		45,290		55,219		36,126
Nickel-plated ware, N.E.S.		12,896		13,360		15,351		15,808		19,461
Ores of metal, all kinds, including cobalt ore...		52,932		69,478		96,345		137,602		114,659
Pins, N.O.P.	3,246,374	589,921	3,015,694	706,364	12,137,933	1,541,275	8,282,079	1,767,540	7,616,429	1,317,161
		32,947		40,036		28,570		30,615		20,638



## No. 19—Continued.

## IMPORTS INTO CANADA FROM UNITED STATES—Continued.

ARTICLES.	1903.		1904.		1905.		1906.		1907 (9 mos.)	
	Quantity.	Value.	Quantity.	Value.	Quantity.	Value.	Quantity.	Value.	Quantity.	Value.
<b>Musical instruments—<i>Con.</i></b>										
Pianofortes, . . . . .	680	124,788	646	106,360	595	118,355	782	168,734	1,038	206,172
Pianos, parts of, . . . . .		126,793		136,830		135,146		144,002		101,456
All other, . . . . .		72,855		71,166		60,024		82,967		60,243
(Free, . . . . .)		36,863		33,616		33,181		33,102		23,628
Totals, musical instruments, . . . . .		343,442		329,407		323,102		413,727		475,758
(Free, . . . . .)		36,863		33,616		33,181		33,102		23,628
<b>Mustard and mustard cake—</b>										
Mustard, ground, . . . . .	274,514	17,733	272,000	16,643	280,435	17,437	262,922	15,695	291,987	11,485
All other, . . . . .		8,126		16,074		8,765		7,405		7,010
Totals, mustard, &c., . . . . .		25,859		26,717		26,202		23,100		18,495
<b>Oils—</b>										
<b>Mineral oils—</b>										
Crude, petroleum, gas oils other than naphtha, benzine and gasoline lighter than 8235 but not less than 775 specific gravity, . . . . .	2,143,888	136,092	4,318,569	275,515	72,533	3,771	21,383	1,405	10,146	1,214
Crude petroleum, fuel and gas oils (8235 specific gravity or heavier), . . . . .			626,937	31,220	22,440,386	897,530	19,805,656	667,172	13,252,968	469,730
Gasoline or naphtha under 775 specified gravity, . . . . .									678,460	86,078
Coal and kerosene, distilled, purified or refined, . . . . .	13,809,926	1,278,298	17,065,294	1,552,508	9,225,498	834,164	9,217,004	806,661	6,435,577	580,486
Products of petroleum, N.E.S. (Free, . . . . .)	554,658	67,486	848,642	100,176	916,043	97,877	1,727,336	180,824	1,603,218	183,083
All other, . . . . .	3,513	1,497	10,101	3,607	9,561	2,292	3,361	1,336	1,926	793
(Free, . . . . .)	19,080	2,505	12,470	2,517	16,892	3,077	29,177	4,365	10,788	2,402
Totals, mineral oils, . . . . .	16,511,985	1,483,373	22,272,606	1,931,806	10,223,635	988,014	10,969,084	990,226	8,059,867	715,576
(Free, . . . . .)	19,080	2,505	639,407	33,737	22,457,278	900,607	19,834,833	671,537	13,942,216	588,210



## SESSIONAL PAPER No. 10

Fish oils.....	(Dut. Galls. {	34,287	12,755	30,389	11,053	46,289	16,300	52,686	16,056	31,218	12,603
Vegetable, animal, lubricating and other oils—	Free.....										
Cocunut and palm, in their natural state.....	Free.....	181,241	107,036	99,965	56,770	121,305	62,271	70,007	47,979	62,288	50,809
Cotton seed oil.....	(Dut. {	869,804	394,961	719,613	244,728	894,298	213,363	1,032,101	310,268	987,869	376,766
Essential oils.....	(Free.....	16,669	7,835	15,134	6,362	3,894	1,422	13,429	1,430	4,100	1,955
Lubricating oils, composed wholly or in part of petroleum, and costing less than 25c. per gall.	(Dut. {		79,510		92,613		96,147		106,282		101,339
Lubricating oils, all other, N. E. S.	(Free.....										
All other.....	(Dut. {	1,604,025	195,351	1,971,482	248,317	1,636,978	209,682	1,907,861	248,518	1,900,680	247,734
Totals, vegetable, animal, &c., oils.....	(Dut. {	261,606	97,817	418,138	116,906	253,190	104,400	341,156	127,999	447,580	96,889
	(Free.....		28,503		75,347		83,319		119,374		108,515
	(Dut. {				28,507		30,354		12,887		50,806
	(Free.....										
Totals, vegetable, animal, &c., oils.....	(Dut. {	813,049			777,911		706,911		912,441		431,243
	(Free.....	143,374			91,729		94,047		95,256		103,660
<i>Recapitulation.</i>											
Oils.....	(Dut. {	2,309,177			2,723,770		1,661,225		1,918,723		1,659,422
	(Free.....	145,879			125,466		994,654		766,743		661,870
Oilcake and oilcake meal.....	Free.....	24,460	30,138	30,638	38,127	29,588	39,970	20,500	26,566	23,352	31,410
Oilcloth.....	(Dut. {		89,800		141,169		154,469		183,531		203,717
Optical instruments, &c.....	(Dut. {		198,865		200,499		228,559		239,431		203,894
	(Free.....		31,477		30,126		38,294		36,523		29,995
Packages, all kinds.....	(Dut. {		1,495,940		1,537,761		1,641,414		1,772,558		1,181,361
	(Free.....										49
Paintings in oil or water colours, prints, engravings, drawings, building plans, photographs and pictures, N. E. S.....	(Dut. {				234,452		298,970		328,244		318,550
	(Free.....				43,478		124,439		404,479		54,421
Prints and colours—											
Colours dry, N. E. S.....	*Dut. Lbs.	1,612,755	66,734	1,690,930	84,622	1,831,487	95,981	1,822,452	105,635	1,459,185	89,403
Lead white, dry.....	" "							1,204,190	59,353	70,425	6,841
" red, dry, and orange mineral.....	" "	8,571,227	385,031	7,617,608	349,770	8,428,222	372,097				
Zinc, white.....	" "										
Lead black and ivory black.....	Free.....	395,900	21,527	449,099	23,748	576,104	24,789	277,512	14,614	145,048	10,089
Latarge.....	" "	2,070	9,859	1,696	3,395	4,001	11,386	577,300	111,751	1,655,298	73,572
Liquid fillers, anti-corrosive and anti-fouling paints, and ground and liquid paints, N. O. P.....	Dut. Lbs.	2,580,398	163,369	2,928,109	167,985	3,680,018	196,536	3,953,009	28,993	518,906	23,294
Ochres, ochrey earths, siennas and umbers.....	" "	590,635	4,456	505,992	4,482	791,962	9,319	1,000,340	7,100	771	4,901
Oxides, fire proofs, rough stuffs, fillers.....	" "	874,930	11,486	863,330	10,520	1,084,723	10,307	1,583,325	13,878	1,134,294	21,844



## SESSIONAL PAPER No. 10

Pens, penholders and rulers of all kinds.....	But.	89,428	93,391	120,397	137,654	129,569
Penknives of all kinds.....	"	70,635	96,620	93,581	109,482	114,135
Photographic dry plates.....	"	33,786	39,925	41,160	44,891	31,324
Pickles, sauces, catsups, &c.....	Galls.	111,559	117,760	113,444	105,142	79,889
Plants and trees.....	"	42,562	48,595	62,336	93,982	43,384
Pocket books and purses, reticules and musical instrument cases.....	Free.	43,436	34,618	35,998	38,667	31,308
Precious stones and imitations of all kinds.....	But.	111,426	105,255	136,810	127,998	96,231
	"	17,126	23,840	21,997	35,203	47,529
	Free.	92,639	78,808	124,546	171,989	107,867
Provisions—						
Butter.....	But.	131,745	136,761	91,465	247,736	560,433
Cheese.....	"	111,180	80,636	37,285	300,633	45,904
Eggs.....	Doz.	121,563	940,667	71,972	418,929	662,268
Legs of pork.....	Free.	3,189	3,330	5,845	92,172	637,592
Lard.....	But.	39,963	684,107	100,419	7,656,547	809
Lard compound and similar substances.....	"	2,652	67,805	100,419	632,525	6,036,540
Meats—	"					
Bacon and hams.....	"	30,177	5,190	5,535	212,460	206,532
Beef, salted in barrels.....	"	413,576	439,836	501,004	7,131,265	5,190,578
Canned meats and canned poultry and game.....	"	2,112,954	123,256	84,435	3,462,119	3,211,352
Extracts of meats and fluid beef not medicated, and soups.....	"	96,759	136,219	100,161	679,532	292,891
Meats, dried or smoked, and meats preserved in any other way than salted or pickled, N.E.S.	"	59,283	67,647	69,660	82,805	28,062
Pork, salted in brine.....	"	49,124	68,607	66,780	155,288	136,574
Poultry and game, N.O.P.	"	515,391	417,917	357,673	816,116	634,752
All other meats.....	"	61,225	51,656	43,273	38,481	40,363
	"	48,916	63,128	51,067	82,637	76,786
Totals, provisions.....	"	1,774,896	1,859,989	1,580,672	3,045,132	2,648,430
	Free.	3,189	3,330	5,845	3,424	809
Rags of cotton, linen, jute and hemp, woolen, paper waste or clippings, &c.....	Free.					
Reinnet, raw and prepared.....	"	117,888	145,304	178,391	225,085	158,332
Resin or rosin.....	"	41,897	59,422	40,247	41,887	20,298
Ribbons.....	Cwt.	194,039	228,357	258,550	346,432	281,152
	Free.	47,846	55,952	62,702	79,699	87,354
Salt.....	But.	14,528,529	41,716	57,956	21,371,385	59,808
Sausage casings.....	"	3,961,380	3,057,920	9,729	3,121,900	5,653,900
	Free.	48,239	62,068	61,586	59,550	17,508
	Free.	7	7	11	29	249



## SESSIONAL PAPER No. 10

All other.....	{ Dut. ....	52,627	52,458	50,630	55,258	51,461
	{ Free .....	17,750	18,146	13,300	18,339	21,974
Totals, silk and mfrs. of.....	{ Dut. ....	213,463	201,831	295,394	300,069	247,656
	{ Free .....	384,979	386,426	457,670	443,785	312,137
Slate and manufactures of.....	Dut. ....	77,861	82,513	86,230	109,042	88,789
Soap.....	{ " .....	250,700	301,319	319,215	386,745	319,304
Spices.....	{ Free, Lbs. ....	63,320	22	602	247	697
	{ Dut. " .....	1,101,604	91,402	69,162	74,586	54,778
Spirits and wines.....	{ " Galls. ....	91,204	102,633	185,479	113,367	73,956
	{ Free, " .....	31,092	23,243	23,233	34,319	27,398
Sponges.....	Dut. ....	45,902	27,246	22,860	21,342	13,287
Starch.....	" Lbs. ....	187,731	208,026	251,829	335,410	313,423
Stone and manufactures of.....	{ Free .....	129,147	109,390	105,024	166,635	221,200
Sugar, molasses, &c. —						
Sugar, above No. 16 D.S., in colour	Dut. Lbs. ....	133,396	67,814	17,298	14,225	12,560
Sugar, N.E.S., not above No. 16,	" " .....	3,309	163,704	13,177	9,502	2,471
D.S., in colour.....	" " .....	9,322,754	656,416	38,777	477,249	170,551
Sugar candy, confectionery, sweet-	" " .....	1,980,746	126,697	124,050	175,878	140,874
ened gums, and candied peel, &c.	{ Dut. Galls. ....	704,091	177,866	21,739	33,293	31,073
	{ " Lbs. ....	521,467	41,102	51,067	3,331,374	32,212
Syrup or molasses.....	{ Free .....	2,990	3,622	7,927	51,553	1,561,688
					533,646	218,585
Totals, sugar, molasses, &c. {	{ Dut. ....	439,488	577,183	238,431	284,451	219,190
	{ Free .....	314	3,622	7,927	5,881	3,633
Tallow.....	Dut. Lbs. ....	3,142	1,971	2,158	3,673	2,460
Tea.....	" " .....	62,346	38,521	22,495	158,744	283,906
Tobacco and manufactures of.....	{ Free .....	102,948	156,213	140,690	208,516	300,688
		2,357,534	2,765,529	2,502,901	2,580,379	2,771,066
Tobacco pipes of all kinds, pipe						
monies, cigar and cigarette-holders						
and cases for same, smoker's sets						
and cases therefor and tobacco						
ponches.....	Dut. ....	34,467	36,854	29,596	37,548	33,781
Trunks, valises, hat boxes, carpet						
bags, satchels, tool bags or baskets,						
portmanteaus, fly books and parts						
thereof, N.O.P.....	{ Dut. Galls. ....	76,114	54,687	67,452	80,694	50,878
	{ Free .....	431,708	420,340	456,443	597,730	294,359
Turpentine, spirits of.....	{ Dut. ....	168,681	94,756	103,908	110,532	71,543
	{ Free .....	736	765	99	475	128
Varnish, lacquers, &c.....						
Vegetables—						
Melons.....	Dut. No. ....	16,339	21,492	29,264	35,139	37,902
Potatoes.....	" Bush. ....	228,609	77,028	232,044	126,163	71,065



No. 19—Continued.  
IMPORTS INTO CANADA FROM UNITED STATES—Continued.

ARTICLES.	1903.		1904.		1905.		1906.		1907 (9 mos.)	
	Quantity.	Value.	Quantity.	Value.	Quantity.	Value.	Quantity.	Value.	Quantity.	Value.
Vegetables— <i>Con.</i>		\$		\$		\$		\$		\$
Tomatoes and other vegetables, including corn and baked beans, in cans or other packages, N.E.S.	3,467,619	123,162	1,785,462	78,356	3,604,658	121,695	1,488,798	58,369	624,105	40,670
Vegetables, fresh or dry salted, N.O.P.		150,774		219,702		302,476		267,088		157,286
All other.		88,134		123,025		123,922		141,669		81,164
Totals, vegetables.		607,009		520,600		811,401		628,368		388,037
Watches and parts of.		700,474		704,527		660,315		695,718		617,952
Webbing.		110,836		132,791		110,828		134,710		118,547
Wood and manufactures of—										
Barrels.	28,997	29,018	35,816	36,017	35,589	35,861	36,560	37,089	20,476	21,234
Cane, reed or rattan, manufactured or unmanufactured.		10,834		28,012		30,884		28,546		33,215
Corkwood or cork bark manufactured or unmanufactured.		45,465		42,970		33,839		45,344		44,918
Felloes of hickory wood, rough sawn to shape only, or rough sawn and bent to shape, not planed, smoothed or otherwise manufactured.		25,354		5,533		9,290		12,178		11,066
Furniture.		12,535		11,246		12,536		34,748		17,161
Hickory spokes, rough, turned, not tenoned, mitred, throated, faced, sized, cut to length, round tenoned or polished.		81,715		54,678		58,548		56,750		40,475
Mouldings, plain, gilded or otherwise further manufactured.		42,337		27,610		19,531		26,744		25,849
Logs and round unmanufactured timber, N.E.S.		132,079		202,887		376,014		508,676		291,966
		518,273		528,184		619,462		673,802		504,366
		131,639		178,603		126,275		108,100		150,604
		58,276		58,098		63,851		70,381		68,303
		389,034		395,984		479,685		888,000		405,790

## SESSIONAL PAPER No. 10

[illegible]

No. 19—Continued.  
IMPORTS INTO CANADA FROM UNITED STATES—Concluded.

ARTICLES.	1903.		1904.		1905.		1906.		1907 (9 mos.)	
	Quantity.	Value.	Quantity.	Value.	Quantity.	Value.	Quantity.	Value.	Quantity.	Value.
Wool and manufactures of— <i>Con.</i>		\$		\$		\$		\$		\$
Felt, pressed of all kinds, not filled or covered by or with any woven fabric .....	158,494	56,767	140,179	41,320	137,883	58,786	357,982	40,883	163,626	26,407
Wools, being the short wool which falls from the combs in worsted factories and worsted tops N.E.S.	14,337	38,454	12,544	8,928	16,306	43,080	13,532	58,275	7,992	39,181
Socks and stockings .....		17,679		16,497		21,056		15,997		12,734
Wool, not further prepared than washed, N.E.S. ....	2,241,456	307,672	1,641,601	258,248	1,431,824	252,802	1,557,208	338,247	686,368	131,001
Yarns .....	11,469	5,057	21,625	11,489	7,672	3,507	4,202	2,345	8,480	2,421
{ Dut. " .....	9,242	5,883	5,611	4,320	15,495	9,788	4,987	3,866	5,808	2,493
{ Free. " .....		39,197		56,545		50,844		110,736		58,492
{ Dut. ....										
{ Free. ....										
{ Dut. ....										
{ Free. ....										
{ Dut. ....										
{ Free. ....										
Totals, wool and wools of ... { Dut. ....		396,211		491,041		524,066		626,372		407,791
{ Free. ....		351,509		271,496		305,670		400,388		179,675
Yeast .....	227,513	53,325	235,313	39,061	205,479	45,468	230,880	48,616	203,362	43,319
All other articles imported .....		982,387		1,102,175		1,135,622		1,421,851		1,183,097
{ Dut. ....		888,796		792,729		1,064,450		1,336,863		1,053,138
{ Free. ....										
Recapitulation.										
Imports, dutiable .....		75,278,483		82,980,909		83,239,604		94,196,820		81,889,753
" free .....		66,670,934		66,200,334		72,494,341		79,465,596		69,368,529
Total imports (indue) .....		135,949,417		149,181,243		155,733,945		173,662,416		151,258,282
Coin and bullion .....		8,814,958		7,815,937		10,306,915		7,063,635		7,344,968
Total imports .....		144,764,375		156,997,180		166,040,860		180,726,111		158,603,250
" exports .....		71,783,924		73,173,549		77,404,071		97,806,552		79,021,489
Total trade .....		216,548,299		230,170,729		243,444,931		278,532,663		237,624,739

SESSIONAL PAPER No. 10

No. 19—Continued.

## EXPORTS FROM CANADA TO UNITED STATES.

ARTICLES.	1903.		1904.		1905.		1906.		1907 (9 mos.)	
	Quantity.	Value.	Quantity.	Value.	Quantity.	Value.	Quantity.	Value.	Quantity.	Value.
<b>Animals, living—</b>										
Horned cattle, one year old or less..... No.	4,739	59,752	1,568	25,139	1,569	17,907	1,944	23,661	824	8,275
" " over one year old..... "	5,958	260,166	2,085	108,153	2,296	146,587	2,821	185,213	7,366	471,620
Horses, one year old or less..... "	31	5,045	11	975	29	2,325	31	3,035	16	495
" " over one year old..... "	4,389	777,681	2,648	568,752	3,125	669,612	3,520	812,830	3,083	731,660
Sheep, one year old or less..... "	269,228	893,336	229,872	754,420	138,838	572,597	149,557	610,678	197,024	883,291
" " over one year old..... "	9,454	70,366	12,273	71,482	9,067	96,236	46,676	265,099	19,751	189,772
Swine..... "	23,517	316,387	1,074	23,854	2,462	39,146	413	8,124	338	11,257
All other..... "		62,083		81,779		67,059		104,675		74,229
Totals, animals, living.....		2,445,426		1,608,851		1,611,469		2,013,635		2,370,579
<b>Ashes, all kinds.....</b>										
Bones..... Cwt.	48,401	79,381		73,022		64,224		75,266		45,224
Books, photographs, &c.....		32,107	50,550	36,420	61,099	47,411		41,428	39,999	31,076
		125,586		139,475		166,449		165,604		129,686
<b>Breadstuffs—</b>										
Grain..... Bush.	37,112	17,148	86,175	39,036	101,111	46,225	47,362	21,715	19,391	8,408
Beans..... "	33,564	54,017	66,319	102,582	22,343	32,380	11,775	21,083	10,497	19,068
Buckwheat..... "	1,977	1,680	15,931	7,555	53,751	29,354	18,765	10,311	12,965	6,815
Oats..... "	122,067	41,227	189,271	62,690	81,167	31,058	586,846	167,040	273,207	109,401
Pease, whole..... "	175,675	210,036	200,681	241,374	99,170	136,989	95,456	122,029	59,951	93,012
" split..... "					19,983	20,407	22,270	24,897	8,561	11,757
Rye..... "			33,783	19,492	19,702	12,266	4	2		
Wheat..... "	892,904	535,264	27,262	22,036	3,018,232	2,577,551	3,831,988	2,981,608	804,937	630,349
All other..... "	3,997	2,602	6,661	3,485	65,826	13,343	1,764	1,355	47,225	7,628
Totals, grain.....	1,267,236	802,374	626,089	498,750	3,481,498	2,809,553	4,616,170	3,350,040	1,236,737	886,448
<b>Grain products—</b>										
Barley..... Cwt.	155,289	91,178	311,545	195,066	596,451	350,411	229,166	144,311	165,846	77,478
Oatmeal..... Bbls.	249	888	581	1,529	32	138	916	3,478	31	90

7-8 EDWARD VII., A. 1908

No. 19—Continued.  
EXPORTS FROM CANADA TO UNITED STATES—Continued.

ARTICLES.	1903.		1904.		1905.		1906.		1907 (9 mos.)	
	Quantity.	Value.	Quantity.	Value.	Quantity.	Value.	Quantity.	Value.	Quantity.	Value.
Breadstuffs— <i>Con.</i>		\$		\$		\$		\$		\$
Grain products— <i>Con.</i>										
Wheat flour..... Brls.	19,023	63,124	41,107	165,851	32,035	150,777	25,902	109,417	3,790	13,205
All other.....		1,314		1,864		70,488		2,337		2,794
Totals, grain products.....		162,504		364,310		511,809		229,543		93,267
Breadstuffs, all other.....		5,801		7,621		27,767		18,380		7,510
<i>Recapitulation.</i>										
Breadstuffs.....		1,030,679		870,681		3,439,129		3,597,963		987,225
Carriages, bicycles, &c., and parts of.....		59,812		61,640		116,479		232,308		189,502
Coal, charcoal, cinders—										
Coal..... Tons.	1,744,865	4,701,659	1,403,844	3,612,513	1,463,392	2,412,532	1,679,890	4,141,587	1,189,736	3,008,001
All other.....		148,672		275,413		473,973		332,605		236,035
Totals, coal, charcoal, &c.....		4,850,331		3,887,926		3,886,505		4,474,192		3,244,036
Cordage, rope and twine.....		94,753		458,986		288,099		369,104		108,065
Cotton and infs. of.....		113,259		238,774		130,744		105,510		62,852
Drugs, dyes, chemicals, &c.....		830,237		975,222		994,796		1,158,452		1,083,018
Fertilizers.....			190	5,337	40	1,253				
Phosphates..... Tons.		97,123		174,830		207,805		204,033		164,647
All other.....										
Totals, fertilizers.....		97,123		180,167		209,038		204,033		164,647
Fish and fish products, N.E.S.—										
Codfish, including haddock, ling and pollock, dry salted..... Cwt.	158,776	600,465	148,380	624,281	121,463	593,454	88,766	495,371	53,087	296,394



## SESSIONAL PAPER No. 10

Mackerel, fresh.....	Lbs.	860,290	22,796	1,224,424	61,981	1,536,722	90,958	1,783,420	69,453	3,284,905	142,998
" pickled.....	Brls.	18,350	216,559	31,260	330,183	16,468	183,429	22,262	47,762		398,348
Halibut, fresh.....	Lbs.	107,590	7,097	1,665,187	72,301	1,650,543	64,310	685,770	32,217	1,486,472	61,458
Herring, fresh or frozen.....	Lbs.	19,355,937	102,039	15,548,640	142,878	21,868,585	154,380	22,983,281	130,645	15,772,247	90,735
" pickled.....	Brls.	25,672	70,671	34,349	104,964	35,822	92,089	39,076	103,571	26,382	83,592
" smoked.....	Brls.	2,680,577	60,883	1,822,090	51,888	1,363,400	30,340	2,774,800	63,634	1,929,863	56,712
Lobsters, fresh.....	Brls.	33,292	33,292	33,937	384,109	32,886	376,336	41,388	489,043	13,439	83,346
" canned.....	Brls.	3,585,137	703,258	3,656,977	781,796	4,514,944	1,053,865	3,133,960	821,466	1,454,144	387,272
Salmon, fresh.....	Lbs.	1,171,783	125,090	1,204,775	122,923	1,182,424	126,239	2,529,273	202,611	765,545	78,770
" canned.....	"	5,633	476	32,431	3,844	195,258	16,304	2,529,273	202,611	765,545	78,770
" pickled.....	Brls.	8,925	50,439	1,117	22,036	4,963	45,795	1,549,568	221,334	351,714	52,451
Fish, all other, fresh.....	"				1,297,382			79,383	128,649	7,572	145,873
All other.....	"				218,099				1,662,993		1,329,587
Totals, fish, &c.....	"				4,187,765				238,656		294,041
									4,830,225		3,516,637
Flax, hemp and mfrs. of—											
Flax.....	Cwt.	19,304	175,268	27,775	271,473	129,963	390,355	68,847	244,629	6,960	72,881
All other.....	"	620	4,445	1,701	10,624	4,526	27,149	1,432	13,022	631	5,903
Totals, flax, hemp, &c.....	"	19,924	179,713	29,476	282,097	125,489	417,504	70,279	258,251	7,591	77,884
Fruits—											
Apples, green.....	Brls.	6,084	11,807	14,943	34,942	17,449	33,028	44,092	123,279	6,108	12,758
Canned or preserved fruits.....	"		14,446		23,702		22,597		14,497		7,471
All other, including nuts.....	"		183,140		266,938		259,412		184,271		184,872
Totals, fruits.....	"		209,393		325,582		315,037		322,047		205,101
Furs and skins and mfrs. of—											
Furs and skins, undressed, the produce of marine animals.....	"		8,657		3,293		20,135		15,412		18,951
Furs, undressed.....	"		844,469		615,229		1,077,451		1,386,412		905,885
All other.....	"		39,892		52,049		33,850		67,318		33,724
Totals, furs and skins and mfrs. of.....	"		893,018		670,472		1,131,436		1,469,142		958,560
Gunpowder and other explosives.....	Tons.		381,819		273,874		226,715		284,053		197,629
Hides, horns, tails and skins, other than fur (including pelts).....	"	266,495	1,925,490	103,105	793,965	46,498	346,287	68,583	451,157	38,117	299,669
Hops.....	Lbs.		1,898,221		1,799,111		2,783,658		3,496,232		2,619,142
Leather and mfrs of.....	"	7,787	1,673	4,810	1,462	320	135			4,800	1,200
Line.....	"		65,822		190,683		121,152		123,787		85,538
	"		96,912		83,978		68,097		59,441		45,433
Metals and minerals and mfrs. of—											
Copper, all kinds, including fine copper..	Lbs.	27,834,792	2,734,589	44,349,060	4,440,525	37,287,842	4,660,222	40,665,802	6,680,611	24,036,812	4,946,423

No. 19—Continued.  
EXPORTS FROM CANADA TO UNITED STATES—Continued.

ARTICLES.	1903.		1904.		1905.		1906.		1907 (9 mos.)	
	Quantity.	Value.	Quantity.	Value.	Quantity.	Value.	Quantity.	Value.	Quantity.	Value.
<b>Metals and manufactures of—<i>Con.</i></b>		\$		\$		\$		\$		\$
Gold and silver and manufactures of—										
Gold-bearing quartz, dust, nuggets, &c.		16,484,142		18,815,957		15,275,794		13,000,169		7,289,821
Silver ore..... Ozs.	3,246,776	1,804,592	3,132,603	1,829,967	3,072,951	1,758,314	7,069,378	4,210,255	8,563,601	5,350,017
<b>Totals, gold and silver.....</b>		18,288,734		20,645,924		17,034,108		17,210,424		12,589,888
<b>Iron and steel and mfrs. of—</b>										
Agricultural implements		39,274		47,346		28,846		68,043		18,316
Hardware		34,248		31,376		100,119		74,064		35,297
Machinery, N.E.S.		303,762		355,086		566,294		567,818		445,499
Ores, chromic iron..... Tons.	725	3,683	2,032	40,298	2,635	31,007	1,808	21,293	218	2,780
" iron..... "	293,230	731,834	224,048	572,643	224,538	537,372	148,737	348,253	34,191	65,367
" pig iron..... "	17,236	224,261	3,397	34,296	288	8,655	844	9,852	67	1,918
Scrap iron or steel..... Cwt.	178,153	132,073	223,840	142,122	191,795	146,835	596,772	346,569	179,348	178,021
Sewing machines..... No.	634	15,357	695	16,907	606	17,379	865	28,375	588	15,765
Steel and mfrs. of		2,129,393		1,925,715		457,003		461,500		365,219
All other.....		58,002		33,848		31,755		31,076		25,750
<b>Totals, iron and steel and mfrs. of.....</b>		3,671,887		2,299,547		1,924,665		1,946,785		1,093,902
<b>Lead and manufactures of—</b>										
Lead, metallic, contained in ore..... Lbs.	16,267,956	383,827	16,195,618	347,740	16,792,605	341,874	16,137,655	561,391	15,049,261	498,554
Tin and manufactures of.....		39,510		20,141		19,036		23,368		18,391
<b>Miscellaneous metals and minerals and manufactures of—</b>										
Aluminum in pigs, bars, ingots, &c..... Lbs.		757,724		799,381		140,103		103,262		176,521
Asbestos..... Tons.	24,867	878,159	24,980	915,434	26,784	708,141	38,896	1,036,648	919,607	759,907
Nickel, ore, matte or speiss..... Lbs.	9,032,554	183,208	11,924,394	145,353	10,395,456	825,742	21,995,944	1,564,323	14,265,794	1,106,312
Mica..... "	729,589	60,438	555,598	44,227	557,012	121,966	1,072,658	310,843	1,152,719	435,944
Pyrites..... Tons.	18,472	540,889	17,171	317,241	22,561	63,729	22,107	53,768	22,214	57,496
All other.....						747,580		546,533		420,555
<b>Totals, miscellaneous metals and minerals and mfrs. of.....</b>		2,420,408		2,161,636		2,667,261		3,615,377		2,456,735



## No. 19—Continued.

## EXPORTS FROM CANADA TO UNITED STATES—Concluded.

ARTICLES.	1903.		1904.		1905.		1906.		1907 (9 mos.)	
	Quantity.	Value— \$	Quantity.	Value. \$	Quantity.	Value. \$	Quantity.	Value. \$	Quantity.	Value.
Vegetables—										
Potatoes.....	140,522	59,316	1,455,201	749,881	67,663	36,117	476,839	131,890	10,737	5,731
All other.....	.....	125,779	.....	184,200	.....	210,514	.....	223,543	.....	189,983
Totals, vegetables.....	.....	185,095	.....	934,081	.....	246,631	.....	355,433	.....	195,714
Wood and mfrs. of—										
Wood, unmanufactured—										
Bark for tanning.....	16,769	74,816	14,967	66,905	12,857	59,552	6,608	33,197	6,074	31,481
Firewood.....	48,815	115,634	30,553	71,887	34,722	84,819	31,374	68,881	18,075	48,921
Hoop, hop, telegraph and other poles.....	.....	56,269	.....	31,039	.....	43,521	.....	95,712	.....	82,708
Logs:—Elm.....	1,437	12,243	584	4,968	1,011	10,012	1,062	12,708	43	464
.....	4,904	34,008	4,687	32,732	1,315	9,848	4,998	31,061	59	445
.....	11,108	126,882	1,613	24,008	2,293	34,939	1,665	21,999	241	2,565
.....	7,133	59,657	6,092	68,786	4,987	47,636	11,742	102,639	11,729	146,345
.....	25,292	168,973	38,156	233,798	56,332	337,025	51,713	353,141	32,363	271,631
All other.....	8,524	257,647	7,593	260,145	10,273	350,176	15,280	569,600	7,460	328,235
Lumber:—Deals, spruce and other.....	475,928	1,000,496	352,375	787,613	539,154	1,165,454	600,762	1,697,026	572,620	1,326,774
Laths, palings and pickets.....	724,743	10,573,616	594,880	8,905,843	689,115	10,169,355	889,322	13,702,150	658,083	11,245,999
Planks and boards.....	.....	121,393	9,848	113,428	66,560	305,698	47,421	556,562	19,291	251,201
Joists and scantling.....	10,825	235,062	.....	145,079	.....	101,395	.....	67,945	.....	118,595
Staves and headings.....	.....	364,507	.....	280,006	.....	423,207	.....	493,502	.....	451,768
All other lumber, N.E.S.....	.....	122,755	.....	91,715	.....	142,200	.....	194,053	.....	116,316
Piling.....	.....	61,905	.....	24,880	.....	14,253	.....	14,642	.....	12,885
Posts, cedar, tamarack and other.....	790,525	1,596,181	814,350	1,679,625	779,708	1,587,127	918,143	1,874,249	627,101	1,325,358
Shingles.....	963,363	297,814	792,736	183,549	724,030	174,414	1,254,881	325,340	974,804	295,851
Sleepers and railroad ties.....	319,383	9,995	.....	.....	46,000	1,652	.....	.....	.....	.....
Shooks, box.....	.....	63,609	.....	53,150	.....	41,900	.....	31,625	.....	18,756
Shooks, other.....	.....	1,558,500	479,238	1,788,049	593,624	2,600,814	614,286	2,649,106	452,999	1,999,264
Wood, blocks and other, for pulp.....	.....	96,481	.....	98,588	.....	74,301	.....	122,107	.....	81,651
All other wood, unmanufactured.....	.....	.....	.....	.....	.....	.....	.....	.....	.....	.....
Totals, wood, unmanufactured.....	.....	16,918,403	.....	11,945,793	.....	17,779,628	.....	23,019,245	.....	18,357,453

## SESSIONAL PAPER No. 10

[illegible]



No. 19—Continued.  
EXPORTS FROM CANADA TO UNITED STATES OF COLOMBIA.

ARTICLES.	1903.		1904.		1905.		1906.		1907 '9 mos.)	
	Quantity.	Value.	Quantity.	Value.	Quantity.	Value.	Quantity.	Value.	Quantity.	Value.
Breadstuffs.....	.....	\$ 604	.....	\$ 45	.....	\$ 34	.....	\$ 50	.....	\$ 50
Cotton and mfrs. of.....	.....	6,484	.....	6,296	.....	4,318	.....	3,560	.....	1,010
Fish and fish products—										
Codfish, including haddock, ling, &c., dry	3,104	13,536	2,924	14,629	964	5,126	4,448	28,649	3,703	23,466
salted.....	.....	.....	.....	.....	48	191	22	80	14	60
Herrings, pickled.....	71	281	126	486	.....	763	.....	6,181	.....	4,916
All other.....	.....	1,825	.....	2,925	.....	.....	.....	.....	.....	.....
Totals, fish, &c.....	.....	15,612	.....	18,040	.....	6,080	.....	34,910	.....	28,442
Gunpowder and other explosives.....	.....	450	.....	310	.....	60	.....	.....	.....	.....
Metals and minerals and mfrs. of.....	.....	1,330	.....	1,685	.....	170	.....	.....	.....	.....
Provisions.....	.....	1,175	.....	2,272	.....	200	.....	1,815	.....	2,145
Spirits and wines.....	35	94	625	2,083	146	487	636	2,114	255	787
Vegetables.....	.....	985	.....	165	.....	.....	.....	.....	.....	240
Wood and manufactures of—										
Planks and boards.....	10	165	.....	.....	.....	.....	.....	.....	.....	.....
All other.....	.....	21	.....	.....	.....	.....	.....	.....	.....	.....
Totals, wood and mfrs. of.....	.....	126	.....	.....	.....	.....	.....	.....	.....	.....
All other articles exported.....	.....	486	.....	817	.....	87	.....	314	.....	165
Exports, home produce—										
foreign.....	.....	27,376	.....	31,623	.....	11,402	.....	42,110	.....	31,713
" foreign.....	.....	.....	.....	.....	.....	.....	.....	667	.....	1,156
Total exports (indus.).....	.....	27,376	.....	31,623	.....	11,402	.....	42,777	.....	32,869
Coin and bullion.....	.....	.....	.....	.....	.....	.....	.....	.....	.....	.....
Total exports.....	.....	27,376	.....	31,623	.....	11,402	.....	42,777	.....	32,869
" imports.....	.....	1,722	.....	52	.....	3,200	.....	.....	.....	.....
Total trade.....	.....	29,098	.....	31,675	.....	14,602	.....	42,777	.....	32,869

SESSIONAL PAPER No. 10

No. 19—Continued.

## IMPORTS INTO CANADA FROM URUGUAY.

ARTICLES.	1903.		1904.		1905.		1906.		1907 (9 mos.)	
	Quantity.	Value.	Quantity.	Value.	Quantity.	Value.	Quantity.	Value.	Quantity.	Value.
		£		£		£		£		£
Hides and skins other than fur..... Free.....	.....	.....	.....	.....	.....	40,333	.....	173,893	.....	205,115
Wool not further prepared than washed, N.E.S..... Lbs.	.....	.....	.....	.....	.....	.....	.....	.....	.....	.....
..... Do. .... Do. ....	.....	.....	.....	.....	.....	.....	.....	.....	.....	.....
All other articles imported..... Do. ....	.....	.....	.....	.....	.....	.....	.....	.....	.....	12,854
<i>Recapitulation.</i>										
Imports, dutiable.....	.....	.....	.....	.....	.....	.....	.....	173,893	.....	217,969
..... free.....	.....	.....	.....	.....	.....	40,333	.....	.....	.....	.....
Total imports (mdse).....	.....	.....	.....	.....	.....	40,333	.....	173,893	.....	217,969
Coin and bullion.....	.....	.....	.....	.....	.....	.....	.....	.....	.....	.....
Total imports.....	.....	.....	.....	.....	.....	40,333	.....	173,893	.....	217,969
..... exports.....	.....	35,292	.....	81,491	.....	103,988	.....	163,045	.....	91,787
Total trade.....	.....	35,292	.....	81,491	.....	143,421	.....	336,938	.....	309,756

## No. 19—Continued.

## EXPORTS FROM CANADA TO URUGUAY.

ARTICLES.	1903.		1904.		1905.		1906.		1907 (9 mos.)	
	Quantity.	Value.	Quantity.	Value.	Quantity.	Value.	Quantity.	Value.	Quantity.	Value.
Cotton and mfrs. of.....		\$ 5,046		\$ 5,105		\$ 4,993		\$ 4,792		\$ 3,046
Metals and minerals and mfrs. of.....		8,926		25,071		1,303		60,474		604
Wood and mfrs. of—										
Planks and boards.....M. ft.	831	12,800	2,875	43,185	3,630	62,471	4,792	83,281	3,258	64,252
Joists and scantling....."			135	6,537	1,432	19,962	683	11,245	920	15,285
All other wood and mfrs. of.....		6,442		1,293		13,782		3,253		5,191
Totals, wood and mfrs. of.....		19,242		51,015		96,215		97,779		84,728
All other articles exported.....		2,078		300		577				3,409
<i>Recapitulation.</i>										
Exports, home produce.....		35,292		81,491		103,074		161,293		91,787
" foreign.....						14		1,752		
Total exports (mdsc.).....		35,292		81,491		103,088		163,045		91,787
Coin and bullion.....										
Total exports.....		35,292		81,491		103,088		163,045		91,787
" imports.....						40,383		173,893		217,969
Total trade.....		35,292		81,491		143,421		336,938		309,756

## IMPORTS INTO CANADA FROM VENEZUELA.

ARTICLES.	1903.		1904.		1905.		1906.		1907 (9 mos.)	
	Quantity.	Value.	Quantity.	Value.	Quantity.	Value.	Quantity.	Value.	Quantity.	Value.
Cocoanuts.....		%		%		%		%		%
Coffee.....	563,029	43,148	353,677	24,135	534,383	40,362	679,663	71,864	574,202	52,233
All other articles imported.....		198		184		165		248		163
						44				
Imports, dutiable.....		198		184		165		248		163
" free.....		43,148		24,135		40,406		71,864		52,233
Total imports (nude.).....		43,316		24,319		40,571		72,112		52,396
Coin and bullion.....										
Total imports.....		43,316		24,319		40,571		72,112		52,396
" exports.....		14,339		34,045		22,899		21,106		13,977
Total trade.....		57,685		58,364		63,470		93,221		66,373

No. 19—*Concluded.*  
EXPORTS FROM CANADA TO VENEZUELA.

ARTICLES.	1903.		1904.		1905.		1906.		1907 (9 mos.)	
	Quantity.	Value.	Quantity.	Value.	Quantity.	Value.	Quantity.	Value.	Quantity.	Value.
Cotton and mfrs. of—		\$		\$		\$		\$		\$
Fabrics.....	24,711	5,669	91,891	23,639	27,742	6,567	70,728	17,099	32,040	7,635
All other.....						13		297		347
Totals, cotton and mfrs. of.....		5,669		23,639		6,580		17,396		7,982
Fish and fish products—										
Codfish, including haddock, ling and pol- lock, dry salted.....			110	330			2	15	29	143
Herrings, pickled.....										
Lobsters, canned.....										
All other.....										
Totals, fish, &c.....				330				15		143
Grease.....						4,589				
Metals and minerals and mfrs. of—					34,631					
Machinery.....				710		1,850				
Other iron and steel.....		23				125				
Paper.....		1,209		2,130		7,682		304		1,160
Provisions.....		6,574								
Spirits and wines—										
Whiskey.....	193	634	370	1,253	245	819	545	1,816	416	1,421
Wood and mfrs. of.....		224		5,943		276		1,475		2,792
All other articles exported.....		6				1,638		103		479
Exports home produce.....		13,999		34,015		22,899		21,109		13,977
" foreign ".....		340								
Total exports (indse).....		14,339		34,015		22,899		21,109		13,977

*Recapitulation.*



## SESSIONAL PAPER No. 10

Coin and bullion.									
Total exports.....		14,389		34,045		22,890		21,109	13,377
" imports .....		43,346		24,319		40,571		72,112	52,386
Total trade.....		57,685		58,364		63,470		93,221	65,773

7-8 EDWARD VII., A. 1908

## IMPORT UNDER GENERAL, PREFERENTIAL AND SURTAX TARIFFS.

No. 20.—STATEMENT, by Countries, of the Values of Merchandise, entered for Consumption in Canada under the General, Preferential<sup>1</sup> and Surtax Tariffs, during each Fiscal Year, 1904 to 1907.

	1904.			1905.			1906.			1907 (9 mos.)		
	Tariff.			Tariff.			Tariff.			Tariff.		
	General.	Pre-ferential.	Surtax.	General.	Pre-ferential.	Surtax.	General.	Pre-ferential.	Surtax.	General.	Pre-ferential.	Surtax.
British Empire—												
Great Britain.....	5,781,301	38,475,505	683,023	5,895,951	38,444,668	758,908	6,054,931	45,723,019	837,775	5,573,663	42,317,361	859,717
British Africa.....	3,546		2,786	43			17,827	142,867		246	90,398	
British Australasia—												
Australian Commonwealth.	21,350			29,588		88	28,383			93,901		
New Zealand.....	3,080			5,274	6,033		244	5,526		754	8,085	
British East Indies.....	81,173	349,293		47,873	540,923		15,550	830,131		109,757	713,479	
" Guiana.....	9,887	2,168,587		9,978	2,535,352	9	15,48	2,477,559		21,084	2,875,199	
" West Indies.....	126,466	3,596,313		132,638	3,941,216	134	44,400	4,715,920	51	24,709	2,184,315	
Fiji.....	234	175,615		60	425,536		47	269,080		68	163,600	
Hong Kong.....	118,548			118,359		19	150,172			91,863		3
Newfoundland.....	16,673			10,630			5,649			7,629		
Other British Possessions.....	1,285			644			744			903		
Totals, British Empire.	6,163,543	44,765,253	685,759	6,271,638	45,893,728	759,158	6,333,065	54,164,102	837,826	5,924,577	48,352,437	859,720
Foreign Countries—												
Austria-Hungary.....	810,815		2,199	646,042		13,724	733,173		11,721	793,398		32,509
Belgium.....	1,573,195		38,594	1,223,233		25,713	2,214,508		15,975	1,193,782		59,914
France.....	5,016,078		40,225	5,327,170		18,792	6,181,635		23,977	5,508,766		23,633
Germany.....	2,183,582		4,041,823	114,419		4,881,145	101,806		4,869,916	119,661		3,926,896
Holland.....	601,778		3,889	588,025		1,888	612,791		604	670,476		697
Italy.....	354,598		34	552,149			499,420		123	375,336		85
Japan.....	872,303		47	975,949		2	1,046,026			850,204		
Norway and Sweden.....	47,670		4	100,776		906	151,400		87	127,191		670

## SESSIONAL PAPER No. 10

Spain .....	780,579	37	687,232	.....	4,338	883,454	.....	776,158	.....	3,029
Switzerland .....	1,360,286	169	1,719,903	.....	156,536	1,959,323	.....	1,562,740	.....	147,243
United States .....	77,390,807	152,973	78,640,884	.....	2,554	80,391,824	.....	78,821,785	.....	1,542
Other Foreign Countries ..	2,012,479	10,857	2,323,463	.....	.....	2,830,514	.....	1,333,080	.....	.....
Totals, Foreign Countries	93,004,170	4,290,851	92,899,245	.....	5,105,618	106,605,874	.....	92,732,577	.....	4,196,218
Grand totals .....	99,167,713	4,976,610	99,170,283	45,893,728	5,864,776	112,938,969	54,164,102	98,657,154	48,352,437	5,055,938
				150,928,787			173,046,109		152,065,529	

7-8 EDWARD VII., A. 1908

No. 21.—STATEMENT showing the Number and Tonnage of Sea-going Vessels, Vessels and Vessels Employed in the Coasting Trade, which Arrived at and Departed

FISCAL YEARS.	SEA-GOING.				VESSELS, EXCEPT FERRIES, EMPLOYED ON INLAND WATERS.				VESSELS EMPLOYED	
	Arrived.		Departed.		Arrived.		Departed.		Arrived.	
	Vessels.	Tons.	Vessels.	Tons.	Vessels.	Tons.	Vessels.	Tons.	Vessels.	Tons.
1868	8,038	2,104,009	7,978	2,215,312	20,855	4,399,850	19,259	4,263,654	No returns given played in coast 1876.	
1869	9,654	2,459,083	9,597	2,537,482	16,988	2,774,836	17,061	2,689,643		
1870	9,567	2,608,519	8,948	2,476,354	17,866	3,187,596	18,804	3,143,391		
1871	10,353	2,521,573	9,575	2,594,460	21,197	4,055,198	20,512	3,954,797		
1872	19,358	2,989,793	9,898	2,956,911	17,436	3,582,148	16,233	3,279,308		
1873	11,089	3,032,746	10,508	3,052,789	18,960	2,994,434	17,492	2,669,028		
1874	9,282	3,077,987	8,471	2,973,374	16,546	2,805,789	15,466	2,542,707		
1875	7,881	2,521,134	7,724	2,808,074	14,076	2,176,529	13,131	2,021,718		
1876	8,414	2,972,459	8,349	2,938,305	13,908	2,108,364	12,676	1,892,071	31,302	5,167,528
1877	8,808	3,295,987	8,952	3,348,835	15,267	2,363,244	13,686	2,083,178	32,048	4,472,628
1878	8,836	3,341,465	8,680	3,342,919	15,844	2,814,816	14,667	2,555,690	30,814	5,475,733
1879	8,576	3,049,521	8,425	3,039,029	16,268	2,889,510	14,572	2,668,752	30,850	6,118,702
1880	9,307	3,487,735	9,063	3,298,979	17,441	3,707,885	17,065	3,083,246	36,126	7,162,257
1881	10,444	4,032,946	10,320	4,071,391	16,804	2,934,503	15,985	2,763,592	37,429	7,664,863
1882	10,638	3,933,152	10,500	4,003,410	17,450	2,650,835	17,032	2,792,485	37,996	7,515,476
1883	10,781	4,004,357	10,727	3,968,420	17,012	2,987,557	16,310	2,810,401	38,244	8,056,736
1884	11,160	4,250,665	11,183	4,233,636	16,768	3,084,924	16,045	2,789,801	40,300	8,114,637
1885	10,639	3,800,664	10,553	3,843,951	14,842	3,403,823	15,117	3,036,274	41,879	8,314,898
1886	10,603	4,026,415	10,768	4,018,156	15,284	3,022,069	15,673	2,902,592	44,850	8,538,502
1887	13,203	4,236,765	12,947	4,125,671	15,854	2,909,147	15,931	2,819,415	48,733	9,138,456
1888	15,675	4,623,506	15,132	4,574,297	16,595	3,039,985	16,901	2,979,520	50,929	9,789,806
1889	14,155	4,611,392	14,389	4,685,209	18,406	3,365,103	18,107	3,392,517	52,927	10,219,856
1890	15,722	5,215,476	15,402	5,112,809	20,608	4,067,921	20,693	4,049,894	60,550	11,690,636
1891	15,548	5,273,935	15,773	5,421,261	19,000	4,098,434	19,008	4,009,018	64,178	12,835,774
1892	15,672	5,475,999	15,289	5,276,975	17,058	4,081,605	17,324	3,857,866	62,606	12,935,782
1893	13,691	5,371,618	13,856	5,236,993	17,952	4,136,484	17,682	3,794,439	60,524	12,794,532
1894	14,297	5,775,810	14,043	5,504,726	18,306	4,864,029	19,360	4,208,516	60,421	13,876,293
1895	14,158	5,575,637	13,718	5,401,172	16,539	4,222,713	15,874	3,901,421	60,308	13,234,015
1896	15,291	5,895,360	14,511	5,563,464	18,135	5,323,260	17,047	5,088,389	63,215	14,049,916
1897	13,701	6,091,433	13,393	5,919,547	16,694	4,716,845	16,601	6,646,108	63,989	14,439,736
1898	14,190	6,365,802	13,597	6,219,683	18,777	5,951,705	17,483	6,208,926	73,211	15,471,070
1899	13,909	6,733,151	13,212	6,503,903	20,163	5,986,132	19,533	6,196,924	71,377	15,929,325
1900	14,607	7,262,721	13,939	6,912,400	21,699	6,438,924	21,195	6,300,050	73,503	17,245,694
1901	13,752	7,514,732	12,953	7,028,330	20,814	5,720,575	20,313	5,766,171	71,804	17,927,959
1902	15,339	7,603,034	14,967	7,128,454	23,585	7,595,741	23,822	7,698,175	81,243	21,245,649
1903	14,278	8,050,516	14,054	7,790,659	30,819	9,107,386	30,575	8,706,482	83,251	23,285,070
1904	14,985	8,143,856	15,059	7,682,849	21,110	8,122,839	20,516	7,252,661	79,331	23,412,880
1905	13,926	7,993,770	13,871	7,594,685	20,760	7,970,290	21,433	8,719,075	77,290	22,655,604
1906	15,282	8,895,353	14,534	7,948,076	22,646	9,352,653	22,525	8,536,090	78,584	23,543,604
*1907	10,674	7,121,468	9,801	6,783,406	20,060	8,603,411	19,870	8,087,606	54,457	16,415,831

\* 9 months ended March 31.

## SESSIONAL PAPER No. 10

(except Ferries) trading on the Lakes and Rivers between Canada and the United States from Canadian Ports during each Fiscal Year 1868 to 1907, inclusive.

IN COASTING TRADE.		RECAPITULATION—TOTAL VESSELS, ARRIVED AND DEPARTED.						FISCAL YEARS.	
Departed.		Arrived.		Departed.		Totals.			
Vessels.	Tons.	Vessels.	Tons.	Vessels.	Tons.	Vessels.	Tons.		
showing vessels em- ing trade prior to		28,893	6,503,859	27,237	6,478,966	56,130	12,982,825	1868	
		26,642	5,233,919	26,658	5,227,125	53,300	10,461,044	1869	
		27,433	5,796,115	27,752	5,619,745	55,185	11,415,860	1870	
		31,550	6,576,771	30,087	6,549,257	61,637	13,126,028	1871	
		27,794	6,571,941	26,131	6,236,219	53,925	12,808,160	1872	
		30,049	6,027,180	28,000	5,721,817	58,049	11,748,997	1873	
		25,828	5,883,776	23,937	5,516,081	49,765	11,399,857	1874	
		21,957	4,697,663	20,855	4,829,792	42,812	9,527,455	1875	
	30,273	5,133,411	53,624	10,248,351	51,298	9,963,787	104,922	20,212,138	1876
	30,776	4,496,234	56,123	10,131,859	53,414	9,928,247	109,537	20,060,106	1877
30,232	5,571,928	55,494	11,632,014	53,579	11,470,537	109,073	23,102,551	1878	
29,663	5,947,981	55,694	12,057,733	52,660	11,655,762	108,354	23,713,495	1879	
34,367	6,890,756	62,874	14,357,877	60,495	13,272,981	123,369	27,650,858	1880	
36,308	7,451,903	64,677	14,632,512	62,613	14,286,886	127,290	28,919,198	1881	
37,770	7,275,588	66,084	14,099,463	65,302	14,071,483	131,386	28,170,946	1882	
36,916	7,626,830	66,037	15,048,650	63,953	14,405,651	129,990	29,454,301	1883	
39,070	7,359,070	68,228	15,450,226	66,298	14,382,507	134,526	29,832,733	1884	
40,269	7,629,524	67,360	15,519,385	65,939	14,569,749	133,299	30,029,134	1885	
44,210	7,829,772	70,757	15,586,986	70,651	14,750,520	141,388	30,337,506	1886	
47,454	8,375,221	77,790	16,284,368	76,332	15,320,307	154,122	31,604,675	1887	
49,187	8,999,473	83,199	17,453,297	81,220	16,553,290	164,419	34,006,587	1888	
51,120	9,614,721	85,488	18,196,351	83,616	17,692,447	169,104	35,888,798	1889	
58,579	11,106,479	96,880	20,974,033	94,674	20,269,182	191,554	41,243,215	1890	
61,386	12,150,356	98,726	22,208,143	96,167	21,580,635	194,893	43,788,778	1891	
59,830	12,174,147	95,336	22,493,386	92,443	21,398,988	187,779	43,892,374	1892	
57,739	11,784,591	92,167	22,302,634	89,277	20,816,023	181,444	43,118,657	1893	
58,448	12,684,675	93,024	24,516,132	91,851	22,397,917	184,875	46,914,049	1894	
58,221	12,239,419	91,005	23,032,385	87,813	21,542,012	178,818	44,574,397	1895	
61,802	13,381,837	96,641	25,268,536	93,360	24,633,690	190,001	49,302,226	1896	
60,135	12,828,243	94,384	25,248,014	90,129	25,393,898	184,513	50,641,912	1897	
69,634	14,162,880	106,178	27,788,577	100,714	26,591,489	206,892	54,380,066	1898	
67,992	14,625,106	105,449	28,648,608	100,737	27,325,933	206,186	55,974,541	1899	
69,726	16,386,036	109,809	30,947,339	104,860	29,598,486	214,669	60,545,825	1900	
69,102	16,516,837	106,370	31,163,266	102,368	29,311,338	208,738	60,474,604	1901	
77,214	19,455,258	120,167	36,444,424	116,003	34,281,887	236,170	70,726,311	1902	
79,513	21,705,288	128,348	40,442,972	124,142	38,202,429	252,490	78,645,401	1903	
75,419	22,092,242	115,426	39,679,575	110,994	37,027,752	226,420	76,707,327	1904	
73,423	21,721,657	111,976	38,619,664	108,727	38,035,417	220,703	76,655,081	1905	
75,491	22,780,458	116,512	41,791,610	112,550	39,264,624	229,062	81,056,234	1906	
55,538	15,275,589	85,191	32,140,710	85,209	30,146,601	170,400	62,287,311	1907*	



7-8 EDWARD VII., A. 1908

No. 22.—STATEMENT showing the Number and Tonnage of Sea-going Vessels, Vessels States, and Vessels employed in the Coasting Trade, distinguishing British Year, 1868 to 1907, inclusive.

FISCAL YEARS.	SEA-GOING VESSELS.				VESSELS, EXCEPT FERRIES, EMPLOYED ON INLAND WATERS.				VESSELS EMPLOYED	
	British.		Foreign.		Canadian.		American.		British.	
	Vessels.	Tons.	Vessels.	Tons.	Vessels.	Tons.	Vessels.	Tons.	Vessels.	Tons.
1868	13,911	3,457,113	2,105	862,208	26,682	4,826,780	13,432	3,836,724	No returns given played in coast 1876.	
1869	16,311	3,811,405	2,940	1,185,160	22,967	3,576,867	11,082	1,887,612		
1870	15,863	3,942,392	2,652	1,142,481	24,558	4,030,768	12,112	2,300,219		
1871	16,562	3,916,322	3,366	1,199,711	26,558	5,068,831	15,151	2,941,164		
1872	16,151	4,356,664	4,105	1,590,040	21,505	3,758,138	12,164	3,063,318		
1873	16,870	4,323,003	4,727	1,762,532	22,491	3,126,579	13,961	2,536,883		
1874	12,191	3,945,822	5,562	2,105,539	19,279	2,814,654	12,733	2,533,842		
1875	11,075	3,571,803	4,530	1,757,405	15,325	2,235,829	11,882	1,962,418		
1876	11,149	3,530,936	5,614	2,379,828	15,392	2,184,790	11,192	1,815,645		61,368
1877	11,918	4,113,610	5,842	2,531,212	15,431	2,207,832	13,522	2,238,590		10,108,110
1878	11,801	4,223,219	5,715	2,461,165	18,003	2,955,331	12,508	2,415,175		8,835,438
1879	11,914	3,891,754	5,087	2,196,796	18,122	3,314,829	12,718	2,243,433		60,586
1880	13,209	4,437,145	5,161	2,349,569	22,858	4,985,753	11,648	1,805,378		10,917,534
1881	14,810	5,391,617	5,954	2,712,720	20,592	4,029,027	12,197	1,669,068		60,199
1882	14,690	5,057,129	6,448	2,879,433	22,252	3,830,109	12,230	1,613,211		11,944,800
1883	14,694	4,887,237	6,814	3,085,540	20,041	3,950,692	13,281	1,847,266		70,234
1884	15,123	5,138,212	7,220	3,346,089	19,464	4,058,738	13,349	1,815,987		14,945,907
1885	13,731	4,596,208	7,461	3,048,407	18,926	4,849,856	11,033	1,590,241		75,476
1886	14,365	4,884,908	7,006	3,159,663	18,153	4,116,674	12,804	1,807,987		14,649,605
1887	15,580	4,971,728	10,570	3,390,708	18,059	3,931,523	13,726	1,797,039		74,821
1888	17,144	5,188,712	13,663	4,009,091	19,567	4,320,402	13,929	1,699,103		15,498,012
1889	16,326	4,932,673	12,218	4,363,928	21,543	5,036,438	14,970	1,721,182		79,043
1890	17,366	5,325,952	13,758	5,002,333	24,527	6,000,194	16,774	2,117,621		15,283,938
1891	17,148	5,314,544	14,173	5,380,652	22,002	5,724,339	16,006	2,383,113		81,920
1892	17,122	5,671,522	13,839	5,081,452	19,224	5,546,233	15,158	2,393,238		15,806,832
1893	16,693	5,970,840	10,854	4,637,771	19,612	5,108,226	16,022	2,822,697		88,626
1894	17,161	6,480,726	11,179	4,799,810	20,939	5,917,145	16,727	3,155,400		16,204,132
1895	16,124	6,048,248	11,752	4,928,581	16,866	5,196,811	15,547	2,927,323		94,654
1896	16,688	6,526,327	13,114	4,932,497	16,355	5,967,917	18,827	4,443,732		17,105,233
1897	14,958	7,281,607	12,136	4,729,373	14,171	4,913,143	19,124	6,449,810		99,336
1898	16,263	7,806,813	11,524	4,778,672	15,974	6,205,117	20,286	5,955,514		18,483,139
1899	15,773	8,517,913	11,348	4,719,141	20,536	7,417,067	19,160	4,765,989		103,102
1900	16,134	8,647,119	12,412	5,528,002	21,089	7,599,066	21,805	5,139,908		19,517,766
1901	14,225	8,369,671	12,480	6,173,391	20,301	6,862,951	20,826	4,623,795		22,435,405
1902	15,776	8,803,151	14,530	5,928,337	21,789	7,717,301	25,618	7,576,615		124,067
1903	15,929	9,839,356	12,403	6,001,819	20,252	8,397,372	41,142	9,416,496		24,442,627
1904	16,042	10,025,620	14,002	5,801,085	19,889	7,975,487	21,737	7,400,013		121,127
1905	15,893	10,304,486	11,904	5,283,969	18,450	8,777,613	23,743	7,911,752		24,594,561
1906	17,305	11,364,395	12,511	5,479,034	20,038	8,936,973	25,133	8,951,770		116,927
*1907	12,368	9,475,862	8,107	4,429,012	22,774	9,683,268	17,156	7,007,749		24,267,129

\* 9 months ended March 31.

## SESSIONAL PAPER No. 10

(except Ferries) trading on the Lakes and Rivers between Canada and the United from Foreign, which arrived at and Departed from Canadian Ports during each Fiscal

IN COASTING TRADE.		RECAPITULATION—TOTAL VESSELS, BRITISH AND FOREIGN.						FISCAL YEARS.
Foreign.		British.		Foreign.		Totals.		
Vessels.	Tons.	Vessels.	Tons.	Vessels.	Tons.	Vessels.	Tons.	
showing vessels em- ing trade prior to		40,593	8,283,893	15,537	4,698,932	56,130	12,982,825	1868
		39,278	7,388,272	14,022	3,972,772	53,300	10,461,044	1869
		40,421	7,973,160	14,764	3,442,700	55,185	11,415,860	1870
		43,120	8,985,153	18,517	4,140,875	61,637	13,126,028	1871
		37,656	8,154,802	16,269	4,653,358	53,925	12,808,160	1872
		39,361	7,449,582	18,688	4,299,415	58,049	11,748,997	1873
		31,470	6,760,476	18,295	4,639,381	49,765	11,399,857	1874
		26,400	5,897,632	16,412	3,719,823	42,812	9,527,455	1875
		87,909	15,823,836	17,013	4,388,302	104,922	20,212,138	1876
		89,940	15,156,880	19,597	4,903,226	109,537	20,060,106	1877
207	192,829	90,390	18,096,084	18,683	5,006,467	109,073	23,102,551	1878
233	133,424	90,235	19,151,383	18,119	4,562,112	108,354	23,713,495	1879
460	130,127	106,301	23,333,001	17,068	4,297,857	123,369	27,630,858	1880
314	121,883	108,763	24,366,551	18,527	4,552,647	127,290	28,919,198	1881
259	142,910	112,418	23,536,843	18,968	4,634,103	131,386	28,170,946	1882
376	170,859	109,556	24,335,941	20,434	5,118,360	129,990	29,454,301	1883
290	141,459	113,630	24,480,888	20,896	5,351,845	134,526	29,832,733	1884
339	185,554	114,577	25,252,896	18,722	4,776,238	133,299	30,029,134	1885
327	189,769	121,144	25,205,714	20,244	5,131,792	141,388	30,337,506	1886
228	137,590							
434	164,142							
1,533	408,444	128,293	23,008,484	25,829	5,596,191	154,122	31,604,675	1887
780	306,140	136,047	27,992,253	28,372	6,014,334	164,419	34,006,587	1888
945	316,811	140,971	29,486,877	28,133	6,401,921	169,104	35,888,798	1889
1,347	361,710	159,675	33,761,551	31,879	7,481,664	191,554	41,243,215	1890
1,497	543,503	163,217	35,481,510	31,676	8,307,268	194,893	43,788,778	1891
1,309	515,368	157,473	35,812,316	30,306	7,990,058	187,779	43,802,374	1892
1,336	311,994	153,232	35,346,195	28,212	7,772,462	181,444	43,118,657	1893
615	114,473	156,354	38,844,366	28,521	8,069,683	184,875	46,914,049	1894
1,327	268,301	150,192	36,450,192	28,626	8,124,205	178,818	44,574,397	1895
1,169	221,213	156,891	39,704,784	33,110	9,597,442	190,001	49,302,226	1896
622	150,858	152,631	39,311,871	31,882	11,330,041	184,513	50,641,912	1897
455	145,032	174,627	43,500,848	32,265	10,879,218	206,892	54,380,066	1898
756	236,253	174,922	46,253,158	31,264	9,721,383	206,186	55,974,541	1899
1,043	562,153	179,409	49,315,762	35,260	11,230,063	214,669	60,545,825	1900
2,604	1,134,319	172,828	48,543,099	35,910	11,931,505	208,738	60,474,604	1901
2,463	964,414	193,559	56,256,945	42,611	14,469,366	236,170	70,726,311	1902
2,935	1,558,252	196,010	61,668,834	56,480	16,976,567	252,490	78,645,401	1903
3,854	2,616,526	186,827	60,889,703	39,593	15,817,624	226,420	76,707,327	1904
2,589	1,576,025	182,467	61,883,335	38,236	14,771,746	220,703	76,655,081	1905
2,425	2,161,342	188,993	64,464,085	40,069	16,592,146	229,062	81,056,234	1906
2,720	2,476,160	142,417	48,374,390	27,983	13,912,921	170,400	62,287,311	1907*

7-8 EDWARD VII., A. 1908

No. 23.—STATEMENT showing the Number and Tonnage of Sea-going Vessels, Vessels States, and Vessels employed in the Coasting Trade, distinguishing Steam from 1868 to 1907, inclusive.

FISCAL YEARS.	SEA-GOING VESSELS.				VESSELS, EXCEPT FERRIES, EMPLOYED ON INLAND WATERS.				VESSELS EMPLOYED	
	Steam.		Sail.		Steam.		Sail.		Steam.	
	Vessels.	Tons.	Vessels.	Tons.	Vessels.	Tons.	Vessels.	Tons.	Vessels.	Tons.
1868	No returns given showing the number and tonnage of sea-going vessels, steam and sail, arrived at and departed from ports in Canada prior to 1876.				17,282	6,385,444	22,832	2,278,060	No returns given ployed in coast	
1869					13,165	3,342,142	20,884	2,122,337		
1870					14,356	3,944,028	22,314	2,386,959		
1871					16,862	5,262,574	24,847	2,747,421		
1872					12,720	4,334,180	20,949	2,527,276		
1873					12,594	2,949,199	23,858	2,714,263		
1874					11,645	2,906,867	20,367	2,441,629		
1875					11,421	2,377,241	15,786	1,821,006		
1876					11,208	2,187,677	15,376	1,812,758	25,752	6,806,888
1877	2,993	2,224,782	13,770	3,685,982	11,208	2,187,677	15,376	1,812,758	27,395	6,311,298
1878	3,267	2,604,875	14,493	4,039,947	13,297	2,492,425	15,656	1,953,997	26,206	8,371,853
1879	3,226	2,450,338	14,290	4,234,046	14,401	3,311,237	16,110	2,059,269	27,997	9,691,465
1880	3,170	2,497,847	13,831	3,590,703	14,978	3,658,574	15,862	1,899,688	36,437	11,371,401
1881	3,740	3,274,117	14,630	3,512,597	15,662	4,025,672	18,844	2,765,459	34,094	11,823,947
1882	4,247	4,003,230	16,517	4,101,107	14,337	3,230,701	18,452	2,467,394	37,732	12,193,554
1883	4,802	4,214,914	16,336	3,721,648	15,523	3,169,953	18,959	2,273,367	34,553	12,376,598
1884	5,169	4,232,475	16,339	3,740,302	16,102	3,469,962	17,220	2,327,996	33,586	12,156,690
1885	5,512	4,635,468	16,831	3,848,833	16,457	3,533,194	16,356	2,341,531	34,773	12,788,672
1886	6,085	4,504,861	15,107	3,139,754	15,787	4,402,323	14,172	2,037,774	36,435	12,734,162
1887	5,742	4,759,730	15,629	3,284,841	16,968	3,912,436	13,989	2,012,225	36,805	13,163,840
1888	5,841	4,679,178	20,309	3,683,258	17,983	3,795,834	13,802	1,932,728	41,466	14,677,255
1889	6,535	5,715,346	24,272	3,482,457	17,686	3,885,896	15,810	2,133,609	42,336	15,635,515
1890	6,910	6,040,934	21,634	3,255,667	20,798	4,551,436	15,715	2,206,184	50,529	17,499,505
1891	7,585	6,655,137	23,539	3,673,148	24,437	5,709,053	16,864	2,408,762	58,047	19,651,689
1892	8,410	7,074,399	22,911	3,620,797	23,049	5,859,280	14,959	2,248,172	58,640	19,946,565
1893	8,259	6,962,515	22,702	3,790,459	21,595	5,786,649	12,787	2,152,822	59,032	19,863,455
1894	7,818	6,961,144	19,729	3,647,467	23,570	5,939,407	12,064	1,991,516	61,146	21,663,471
1895	8,172	7,336,220	20,168	3,944,316	26,173	7,163,587	11,493	1,908,958	60,375	20,864,874
1896	9,239	7,553,813	18,637	3,423,016	22,934	6,437,329	9,479	1,686,805	66,494	22,514,499
1897	10,758	8,188,520	19,044	3,270,304	23,714	8,338,473	11,468	2,073,176	64,102	21,977,406
1898	9,780	8,727,480	17,314	3,283,500	22,615	9,403,884	10,680	1,959,069	76,246	23,820,468
1899	10,287	9,607,834	17,500	2,977,651	25,476	10,075,753	10,784	2,084,878	75,313	24,315,688
1900	10,424	10,487,724	16,697	2,749,330	29,492	10,176,221	10,204	2,006,835	78,980	27,936,359
1901	11,725	11,477,309	16,821	2,697,812	31,253	10,320,847	11,641	2,418,127	81,128	28,119,533
1902	12,489	11,973,396	14,216	2,569,666	31,691	9,452,953	9,436	2,033,793	92,944	33,480,507
1903	12,926	12,218,009	17,380	2,513,389	35,842	13,036,872	11,565	2,257,044	101,700	38,277,444
1904	12,413	13,343,733	15,919	2,497,442	49,253	15,079,589	12,141	2,734,279	97,339	38,629,705
1905	12,539	13,503,451	17,505	2,323,254	31,280	13,087,965	10,346	2,287,535	95,587	38,036,744
1906	12,143	13,308,267	15,654	2,280,188	30,347	13,799,225	11,846	2,890,140	100,097	39,448,341
1907	13,207	14,539,289	16,609	2,304,140	33,252	15,197,412	11,919	2,691,331	74,710	27,597,968
*1907	10,412	12,388,889	10,063	1,515,985	27,012	12,912,115	12,918	3,778,902		

\* 9 months ended March 31.

## SESSIONAL PAPER No. 10

(except Ferries) trading on the Lakes and Rivers between Canada and the United Sail, which Arrived at and Departed from Canadian Ports during each Fiscal Year,

IN COASTING TRADE.		RECAPITULATION—TOTAL VESSELS, STEAM AND SAIL.						FISCAL YEARS.
Sail.		Steam.		Sail.		Totals.		
Vessels.	Tons.	Vessels.	Tons.	Vessels.	Tons.	Vessels.	Tons.	
showing vessels em- ing trade prior to 1876		.....	.....	.....	.....	.....	.....	1868
		.....	.....	.....	.....	.....	.....	1869
		.....	.....	.....	.....	.....	.....	1870
		.....	.....	.....	.....	.....	.....	1871
		.....	.....	.....	.....	.....	.....	1872
		.....	.....	.....	.....	.....	.....	1873
		.....	.....	.....	.....	.....	.....	1874
35,823	3,494,051	39,953	11,219,347	64,969	8,992,791	104,922	20,212,138	1875
35,429	2,657,564	43,959	11,408,598	65,578	8,651,508	109,537	20,060,106	1877
34,840	2,675,808	43,833	14,133,428	65,240	8,969,123	109,073	23,102,551	1878
32,516	2,375,218	46,145	15,847,886	62,209	7,865,609	108,354	23,713,495	1879
34,056	2,681,612	55,839	18,671,190	67,530	8,959,668	123,369	27,630,858	1880
39,643	3,292,819	52,678	19,057,878	74,612	9,861,320	127,290	28,919,198	1881
38,034	2,597,510	58,057	19,578,421	73,329	8,592,525	131,386	28,170,946	1882
40,607	3,306,968	55,824	20,079,035	74,166	9,375,266	129,990	29,454,301	1883
45,784	3,317,017	55,555	20,325,352	78,971	9,507,381	134,526	29,832,733	1884
47,375	3,155,750	56,645	21,695,856	76,654	8,333,278	133,299	30,029,134	1885
52,625	3,634,112	59,145	21,406,328	82,243	8,931,178	141,388	30,337,506	1886
59,382	4,349,837	60,629	21,638,852	93,493	9,965,823	154,122	31,604,675	1887
58,650	4,112,024	65,687	24,278,497	98,732	9,728,090	164,419	34,006,587	1888
61,711	4,199,062	70,044	26,227,885	99,060	9,660,913	169,104	35,888,798	1889
68,600	5,297,610	82,551	29,863,695	109,003	11,379,520	191,554	41,243,215	1890
67,517	5,334,441	89,506	32,585,368	105,387	11,203,410	194,893	43,788,778	1891
63,796	5,163,364	88,494	32,695,729	99,285	11,106,645	187,779	43,802,374	1892
59,231	4,715,668	90,420	32,764,006	91,024	10,354,651	181,444	43,118,657	1893
57,723	4,897,497	95,491	36,163,278	89,384	10,750,771	184,875	46,914,049	1894
58,154	4,608,560	92,548	34,856,016	86,270	9,718,381	178,818	44,574,397	1895
58,523	4,917,254	100,966	39,041,492	89,035	10,260,734	190,001	49,302,226	1896
60,022	5,290,573	96,497	40,108,770	88,016	10,533,142	184,513	50,641,912	1897
66,599	5,813,482	112,009	43,504,055	94,883	10,876,011	206,892	54,380,066	1898
64,056	6,238,742	115,229	44,979,634	90,957	10,994,907	206,186	55,974,541	1899
64,249	5,695,371	121,958	49,734,515	92,711	10,811,310	214,669	60,545,825	1900
59,778	6,325,263	125,308	49,545,882	83,430	10,928,722	208,738	60,474,604	1901
65,513	7,220,400	141,712	58,735,478	94,458	11,990,833	236,170	70,726,311	1902
61,064	6,712,914	163,366	66,790,766	89,124	11,944,635	252,490	78,645,401	1903
57,411	6,875,417	141,158	65,221,121	85,262	11,486,206	226,420	76,707,327	1904
55,126	6,340,517	138,077	65,144,236	82,626	11,510,845	229,703	76,655,081	1905
53,978	6,875,721	146,556	69,185,042	82,506	11,871,192	229,062	81,056,234	1906
35,285	4,093,452	112,134	52,898,972	58,266	9,388,339	170,400	62,287,311	1907*



7-8 EDWARD VII., A. 1908

## No. 24.—STATEMENT showing the Number and Tonnage of Sea-going Vessels Entered

NATIONALITY.	1905.							
	Entered.		Cleared.		Totals.		Entered.	
	No. of Vessels.	Tons Register.	No. of Vessels.	Tons Register.	No. of Vessels.	Tons Register.	No. of Vessels.	Tons Register.
Canadian .....	5,400	1,060,723	5,879	1,209,111	11,279	2,269,834	5,993	1,113,433
British .....	2,409	4,308,036	2,205	3,726,616	4,614	8,034,652	2,753	5,018,332
Argentine .....								
Austrian .....	2	3,064	2	3,064	4	6,128	1	316
Belgian .....			1	178	1	178	4	369
Brazilian .....			1	1,260	1	1,260		
Chilian .....	3	3,513	3	3,513	6	7,026	2	3,010
Chinese .....								
Cuban .....								
Danish .....	36	28,915	39	33,934	75	62,849	31	31,919
Dutch .....	2	3,422	1	1,711	3	5,133	6	4,309
French .....	202	37,874	189	29,066	391	66,940	216	24,275
German .....	66	119,257	62	108,806	128	228,063	36	93,150
Italian .....	26	29,756	33	36,314	59	66,070	15	15,262
Japanese .....	10	38,646	11	42,468	21	81,114	20	77,343
Mexican .....	1	139	1	138	2	277	1	145
Norwegian and Swedish..	486	648,994	502	669,675	988	1,318,669	726	934,228
Peruvian .....								
Portuguese .....								
Russian .....	22	20,915	20	19,295	42	40,210	23	15,540
Spanish .....	2	4,337	2	4,337	4	8,674	1	149
St. Pierre .....							1	34
United States .....	5,259	1,686,179	4,920	1,705,199	10,179	3,391,378	5,452	1,562,836
Uruguayan .....							1	703
Totals .....	13,926	7,993,770	13,871	7,594,685	27,797	15,588,455	15,282	8,895,353



## SESSIONAL PAPER No. 10

at and Cleared from Canadian Ports during each Fiscal Year 1904, 1905 and 1906.

1906.				1907 (9 mos.)					
Cleared.		Totals.		Entered.		Cleared.		Totals.	
No. of Vessels.	Tons Register.	No. of Vessels	Tons Register.	No. of Vessels.	Tons Register.	No. of Vessels.	Tons Register.	No. of Vessels.	Tons Register.
6,208	1,191,509	12,201	2,304,942	3,990	819,652	3,890	1,079,489	7,880	1,899,141
2,351	4,041,121	5,104	9,059,453	2,554	4,117,117	1,934	3,459,604	4,488	7,576,721
.....	.....	1	316	1	1,437	1	1,437	2	2,874
.....	.....	4	369	2	2,123	.....	.....	2	2,123
1	1,338	3	4,348	1	2,097	1	1,778	2	3,875
.....	.....	.....	.....	.....	.....	.....	.....	.....	.....
34	27,920	65	59,839	21	19,500	26	24,932	47	44,432
6	4,308	12	8,617	2	3,887	3	4,602	5	8,489
205	21,735	421	46,010	76	36,039	62	34,074	138	70,113
39	96,184	75	189,334	21	48,554	25	54,591	46	103,145
17	16,790	32	32,052	16	18,070	21	23,361	37	41,431
20	77,351	40	154,694	41	157,578	41	155,580	82	313,158
.....	.....	1	145	.....	.....	.....	.....	.....	.....
729	940,343	1,455	1,874,571	568	755,655	591	784,430	1,159	1,540,085
.....	.....	.....	.....	1	1,111	1	1,111	2	2,222
.....	.....	.....	.....	1	115	1	115	2	230
22	14,928	45	30,468	11	5,329	18	11,207	29	16,536
3	856	4	1,005	.....	.....	.....	.....	.....	.....
.....	.....	1	34	.....	.....	.....	.....	.....	.....
4,899	1,513,693	10,351	3,076,529	3,368	1,133,204	3,186	1,147,095	6,554	2,280,299
.....	.....	1	703	.....	.....	.....	.....	.....	.....
14,534	7,948,076	29,816	16,843,429	10,674	7,121,468	9,801	6,783,406	20,475	13,904,874

7-8 EDWARD VII., A. 1908

No. 25.—STATEMENT showing the Number and Tonnage of British (including Canadian) Canadian Ports during each Fiscal

NATIONALITY.	1905.							
	Entered.		Cleared.		Totals.		Entered.	
	No. of Vessels.	Tons Register.	No. of Vessels.	Tons Register.	No. of Vessels.	Tons Register.	No. of Vessels.	Tons Register.
British and Canadian—								
Steam.....	3,362	4,777,889	3,200	4,319,431	6,562	9,097,320	3,981	5,541,713
Sail.....	4,447	590,870	4,884	616,296	9,331	1,207,166	4,765	590,052
Totals.....	7,809	5,368,759	8,084	4,935,727	15,893	10,304,486	8,746	6,131,765
Foreign—								
Steam.....	2,885	2,086,307	2,696	2,124,640	5,581	4,210,947	3,056	2,205,182
Sail.....	3,232	538,704	3,091	534,318	6,323	1,073,022	3,480	558,406
Totals.....	6,117	2,625,011	5,787	2,658,958	11,904	5,283,969	6,536	2,763,588
Totals—								
Steam.....	6,247	6,864,196	5,896	6,444,071	12,143	13,308,267	7,037	7,746,895
Sail.....	7,679	1,129,574	7,975	1,150,614	15,654	2,280,188	8,245	1,148,458
Totals.....	13,926	7,993,770	13,871	7,594,685	27,797	15,588,455	15,282	8,895,353

## SESSIONAL PAPER No. 10

and Foreign Sea-going Vessels (both Steam and Sail) Entered at and Cleared from Year 1905, 1906 and 1907.

1906.				1907 (9 mos.)					
Cleared.		Totals.		Entered.		Cleared.		Totals.	
No. of Vessels.	Tons Register.	No. of Vessels.	Tons Register.	No. of Vessels.	Tons Register.	No. of Vessels.	Tons Register.	No. of Vessels.	Tons Register.
3,619	4,633,600	7,600	10,175,313	3,107	4,537,257	2,861	4,140,064	5,968	8,677,321
4,940	599,030	9,705	1,189,082	3,437	399,512	2,963	399,029	6,400	798,541
8,559	5,232,630	17,305	11,364,395	6,544	4,936,769	5,824	4,539,093	12,368	9,475,862
2,551	2,158,794	5,607	4,363,976	2,350	1,854,719	2,094	1,856,849	4,444	3,711,568
3,424	556,652	6,904	1,115,058	1,780	329,980	1,883	387,464	3,663	717,444
5,975	2,715,446	12,511	5,479,034	4,130	2,184,699	3,977	2,244,313	8,107	4,429,012
6,170	6,792,394	13,207	14,539,289	5,457	6,391,976	4,955	5,996,913	10,412	12,388,889
8,364	1,155,682	16,609	2,304,140	5,217	729,492	4,846	786,493	10,063	1,515,985
14,534	7,948,076	29,816	16,843,429	10,674	7,121,468	9,801	6,783,406	20,475	13,904,874

7-8 EDWARD VII., A. 1908

No. 26.—STATEMENT showing the Number and Tonnage of Sea-going Vessels (both Canada during each Fiscal

PORTS.	1905.							
	Entered.		Cleared.		Totals.		Entered.	
	No. of Vessels.	Tons Register.	No. of Vessels.	Tons Register.	No. of Vessels.	Tons Register.	No. of Vessels.	Tons Register.
Charlottetown, P.E.I.—								
Steam.....	43	49,437	77	73,046	120	122,483	56	59,791
Sail.....	23	3,406	12	1,182	35	4,588	28	4,356
Totals.....	66	52,843	89	74,228	155	127,071	84	64,147
Chatham, N.B.—								
Steam.....	18	25,692	20	30,311	38	56,003	16	21,672
Sail.....	24	15,335	30	15,030	54	30,365	16	10,951
Totals.....	42	41,027	50	45,341	92	86,368	32	32,623
Union Bay, B.C.—								
Steam.....	103	105,923	105	107,216	208	213,139	171	231,939
Sail.....	12	12,613	12	12,613	24	25,226	13	13,923
Totals.....	115	118,536	117	119,829	232	238,365	184	245,862
Halifax, N.S.—								
Steam.....	433	652,630	452	764,597	885	1,417,227	483	804,133
Sail.....	767	121,308	700	76,101	1,467	197,409	719	84,897
Totals.....	1,200	773,938	1,152	840,698	2,352	1,614,636	1,202	889,030
Hillsboro, N.B.—								
Steam.....	3	3,741	25	15,831	28	19,572	66	53,456
Sail.....	100	51,049	100	43,851	200	94,900	54	24,241
Totals.....	103	54,790	125	59,682	228	114,472	120	77,697
Louisbourg, N.S.—								
Steam.....	119	257,517	180	342,245	299	599,762	149	297,712
Sail.....	223	27,995	198	16,402	421	44,397	178	13,615
Totals.....	342	285,512	378	358,647	720	644,159	327	311,327
Montreal, Que.—								
Steam.....	364	1,225,692	399	1,246,403	763	2,472,095	395	1,329,341
Sail.....	7	2,508	10	10,327	17	12,835	4	3,268
Totals.....	371	1,228,200	409	1,256,730	780	2,484,930	399	1,332,609
Nanaimo, B.C.—								
Steam.....	72	63,602	199	75,484	271	139,086	112	83,927
Sail.....	2	2,377	3	2,055	5	4,432	3	1,278
Totals.....	74	65,979	202	77,539	276	143,518	115	85,205
Newcastle, N.B.—								
Steam.....	10	15,641	13	20,352	23	35,993	11	16,181
Sail.....	16	12,925	37	18,322	53	31,247	19	12,580
Totals.....	26	28,566	50	38,674	76	67,240	30	28,761
North Sydney, N.S.—								
Steam.....	236	132,944	402	171,655	638	304,599	296	161,797
Sail.....	716	58,438	364	30,373	1,080	88,811	742	70,914
Totals.....	952	191,382	766	202,028	1,718	393,410	1,038	232,711

## SESSIONAL PAPER No. 10

Steam and Sail), Entered at and Cleared from the following Principal Ports in Year 1905, 1906 and 1907.

1906.				1907 (9 mos.)					
Cleared.		Totals.		Entered.		Cleared.		Totals.	
No. of Vessels.	Tons Register.	No. of Vessels.	Tons Register.	No. of Vessels.	Tons Register.	No. of Vessels.	Tons Register.	No. of Vessels.	Tons Register.
100	78,268	156	138,059	31	40,752	60	61,182	91	101,934
12	1,250	40	5,606	17	2,979	6	466	23	3,445
112	79,518	196	143,665	48	43,731	66	61,648	114	105,379
23	34,652	39	56,324	20	32,361	21	32,293	41	64,654
37	18,323	53	29,274	18	5,673	21	6,759	39	12,432
60	52,975	92	85,598	38	38,034	42	39,052	80	77,086
174	222,144	345	454,083	101	161,251	105	178,578	206	339,829
13	13,923	26	27,846	14	16,715	19	22,912	33	39,627
187	236,067	371	481,929	115	177,966	124	201,490	239	379,456
469	791,001	952	1,595,134	406	702,391	339	668,502	795	1,370,893
701	81,665	1,429	166,562	416	62,063	316	45,021	732	107,084
1,170	872,666	2,376	1,761,696	822	764,454	705	713,523	1,527	1,477,977
66	53,456	132	106,912	4	33,069	41	33,069	81	66,138
54	24,241	108	48,482	17	5,338	17	5,338	34	19,676
120	77,697	240	155,394	58	38,407	58	38,407	116	76,814
179	359,754	328	657,466	124	234,951	138	274,925	262	509,876
185	13,267	363	26,882	71	5,081	78	6,104	149	11,185
364	373,021	691	684,348	195	240,032	216	281,029	411	521,061
412	1,338,151	807	2,667,495	284	930,542	283	926,965	567	1,857,507
2	1,593	6	4,861	3	627	2	1,021	5	1,648
414	1,339,747	813	2,672,356	287	931,169	285	927,986	572	1,859,155
213	111,681	325	195,608	138	158,910	278	176,051	416	334,961
7	1,835	10	3,113	5	5,479	5	5,026	10	10,505
220	113,516	335	198,721	143	164,389	283	181,077	426	345,466
9	14,231	20	30,412	9	13,356	8	11,984	17	25,340
31	14,680	50	27,260	17	8,671	29	13,859	46	22,530
40	28,911	70	57,672	26	22,027	37	25,843	63	47,870
352	175,924	598	337,721	196	120,395	209	140,632	405	261,027
580	51,257	1,322	122,171	415	31,478	286	30,492	701	61,970
882	227,181	1,920	459,892	611	151,873	495	171,124	1,106	322,997



7-8 EDWARD VII., A. 1908

No. 26.—STATEMENT showing the Number and Tonnage of

PORTS.	1905.							
	Entered.		Cleared.		Totals.		Entered.	
	No. of Vessels.	Tons Register.	No. of Vessels.	Tons Register.	No. of Vessels.	Tons Register.	No. of Vessels.	Tons Register.
Parrsboro, N.S.—								
Steam. ....	8	13,652	10	17,405	18	31,057	62	50,390
Sail .....	119	47,719	110	43,211	229	90,930	123	29,173
Totals.....	127	61,371	120	60,616	247	121,987	185	79,563
Quebec, Que.—								
Steam. ....	257	961,902	148	503,326	405	1,465,228	297	1,123,050
Sail .....	41	13,374	31	14,272	72	27,646	48	6,944
Totals.....	298	975,276	179	517,598	477	1,492,874	345	1,129,994
St. Andrews, N.B.—								
Steam. ....	310	36,551	290	33,070	606	69,621	339	34,120
Sail .....	160	3,432	136	1,324	296	4,756	218	4,888
Totals.....	470	39,983	426	34,394	902	74,377	557	39,008
St. John, N.B.—								
Steam. ....	394	756,700	307	568,331	701	1,325,031	474	827,514
Sail .....	939	119,084	983	114,740	1,922	233,824	980	116,664
Totals.....	1,333	875,784	1,290	683,071	2,623	1,558,855	1,454	944,178
Sydney, N.S.—								
Steam. ....	201	276,578	160	266,530	361	543,108	214	355,411
Sail .....	40	14,256	261	15,151	301	29,407	53	4,984
Totals .....	241	290,834	421	281,681	662	572,515	267	360,395
Vancouver, B.C.—								
Steam. ....	809	627,799	720	601,037	1,529	1,228,856	773	623,807
Sail .....	58	41,356	64	36,923	122	78,279	78	57,286
Totals .....	867	669,155	784	637,960	1,651	1,307,135	851	681,093
Victoria, B.C.—								
Steam. ....	1,132	957,429	1,139	913,333	2,271	1,870,762	1,018	976,044
Sail .....	53	31,869	38	12,394	91	44,263	36	24,129
Totals .....	1,185	989,298	1,177	925,727	2,362	1,915,025	1,054	1,000,173
Yarmouth, N.S.—								
Steam. ....	185	134,948	183	134,498	368	269,446	192	140,667
Sail .....	442	45,758	469	47,680	911	93,438	460	41,210
Totals.....	627	180,706	652	182,178	1,279	362,884	652	181,877
Other Ports—								
Steam. ....	1,550	565,818	1,061	559,381	2,611	1,125,199	1,913	555,943
Sail .....	3,937	504,772	4,417	638,663	8,354	1,143,435	4,473	623,157
Totals.....	5,487	1,070,590	5,478	1,198,044	10,965	2,268,634	6,386	1,179,100
Total ports—								
Steam. ....	6,247	6,864,196	5,896	6,444,071	12,143	13,308,267	7,037	7,746,895
Sail .....	7,679	1,129,574	7,975	1,150,614	15,654	2,280,188	8,245	1,148,458
Totals.....	13,926	7,993,770	13,871	7,594,685	27,797	15,588,455	15,282	8,895,353

## SESSIONAL PAPER No. 10

Sea-Going Vessels (both Steam and Sail)—*Concluded.*

1906.				1907 (9 mos.)					
Cleared.		Totals.		Entered.		Cleared.		Totals.	
No. of Vessels.	Tons Register.	No. of Vessels.	Tons Register.	No. of Vessels.	Tons Register.	No. of Vessels.	Tons Register.	No. of Vessels.	Tons Register.
62	51,651	124	102,041	23	23,019	26	28,847	49	51,866
86	26,651	209	55,824	35	8,466	22	9,179	57	17,645
148	78,302	333	157,865	58	31,485	48	33,026	106	69,511
150	471,885	447	1,594,935	208	847,156	132	494,203	340	1,341,359
23	5,018	71	11,962	32	10,521	30	12,115	62	22,636
173	476,903	518	1,606,897	240	857,677	162	506,318	402	1,363,995
333	32,708	672	66,828	233	26,361	234	25,873	467	52,234
200	1,970	418	6,858	166	4,065	145	1,492	311	5,557
533	34,678	1,090	73,686	399	30,426	379	27,365	778	57,791
305	565,520	779	1,393,034	339	747,090	247	531,654	586	1,278,744
1,027	111,112	2,007	227,776	677	78,574	692	77,819	1,369	156,393
1,332	676,632	2,786	1,620,810	1,016	825,664	939	609,473	1,955	1,435,137
208	346,888	422	702,299	161	301,385	152	287,974	313	589,359
237	15,489	290	20,473	33	7,179	132	7,655	165	14,834
445	362,377	712	722,772	194	308,564	284	295,629	478	604,193
725	618,014	1,498	1,241,821	686	517,947	629	488,618	1,315	1,006,565
79	40,268	157	97,554	43	26,600	33	26,306	76	52,906
804	658,282	1,635	1,339,375	729	544,547	662	514,924	1,391	1,059,471
988	852,987	2,006	1,829,051	846	929,139	844	868,118	1,690	1,797,257
40	23,365	76	47,494	44	32,342	35	26,753	79	59,095
1,028	876,352	2,082	1,876,525	890	961,481	879	894,871	1,769	1,856,352
184	133,222	376	273,889	156	112,610	155	112,014	311	224,624
528	41,691	988	82,901	395	33,017	360	33,075	755	66,092
712	174,913	1,364	356,790	551	145,627	515	145,089	1,066	290,716
1,268	540,254	3,181	1,096,197	1,455	459,291	1,004	655,431	2,459	1,114,722
4,522	668,084	8,995	1,291,241	2,799	384,624	2,618	455,101	5,417	839,725
5,790	1,208,338	12,176	2,387,438	4,254	843,915	3,622	1,110,532	7,876	1,954,447
6,170	6,792,394	13,207	14,539,289	5,457	6,391,976	4,955	5,996,913	10,412	12,388,889
8,364	1,155,682	16,609	2,304,140	5,217	729,492	4,846	786,493	10,063	1,517,985
14,534	7,948,076	29,816	16,843,429	10,674	7,121,468	9,801	6,783,406	20,475	13,904,874

7-8 EDWARD VII., A. 1908

No. 27.—STATEMENT showing the Number and Tonnage of Vessels (both Steam and including Ferries, which Arrived at and Departed from Canadian

NATIONALITY.	1905.							
	Arrived.		Departed.		Totals.		Arrived.	
	No. of Vessels.	Tons Register.	No. of Vessels.	Tons Register.	No. of Vessels.	Tons Register.	No. of Vessels.	Tons Register.
Canadian—								
Steam .....	8,247	3,798,436	7,607	4,032,493	15,854	7,830,929	9,446	4,474,653
Sail .....	1,150	313,323	1,446	633,361	2,596	946,684	1,089	328,493
Totals .....	9,397	4,111,759	9,053	4,665,854	18,450	8,777,613	10,535	4,803,146
United States—								
Steam .....	7,352	2,906,367	7,141	3,061,929	14,493	5,968,296	7,658	3,584,806
Sail .....	4,011	952,164	5,239	991,292	9,250	1,943,456	4,453	964,701
Totals .....	11,363	3,858,531	12,380	4,053,221	23,743	7,911,752	12,111	4,549,507
Totals—								
Steam .....	15,599	6,704,803	14,748	7,094,422	30,347	13,799,225	17,104	8,059,459
Sail. ....	5,161	1,265,487	6,685	1,624,653	11,846	2,890,140	5,542	1,293,194
Totals .....	20,760	7,970,290	21,433	8,719,075	42,193	16,689,365	22,646	9,352,653

## SESSIONAL PAPER No. 10

Sail) Trading on the Lakes and Rivers between Canada and the United States, not Ports during each Fiscal Year 1905, 1906 and 1907.

1906.						1907 (9 mos.)			
Departed.		Totals.		Arrived.		Departed.		Totals.	
No. of Vessels.	Tons Register.	No. of Vessels.	Tons Register.	No. of Vessels.	Tons Register.	No. of Vessels.	Tons Register.	No. of Vessels.	Tons Register.
8,275 1,228	3,768,679 365,148	17,721 2,317	8,243,332 693,641	8,863 2,856	3,962,273 1,155,587	8,168 2,887	3,391,970 1,173,438	17,031 5,743	7,354,243 2,329,025
9,503	4,133,827	20,038	8,936,973	11,719	5,117,860	11,055	4,565,408	22,774	9,683,268
7,873 5,149	3,369,274 1,032,989	15,531 9,602	6,954,080 1,997,690	4,997 3,344	2,782,970 702,581	4,984 3,831	2,774,902 747,296	9,981 7,175	5,557,872 1,449,877
13,022	4,402,263	25,133	8,951,770	8,341	3,485,551	8,815	3,522,198	17,156	7,007,749
16,148 6,377	7,137,953 1,398,137	33,252 11,919	15,197,412 2,691,331	13,860 6,200	6,745,243 1,858,168	13,152 6,718	6,166,872 1,920,734	27,012 12,918	12,912,115 3,778,902
22,525	8,536,090	45,171	17,888,743	20,060	8,603,411	19,870	8,687,606	39,930	16,691,017

7-8 EDWARD VII., A. 1908

No. 28.—STATEMENT showing the Number and Tonnage of Vessels (both Steam and Canadian Ports during each Fiscal

NATIONALITY.	1905.							
	Arrived.		Departed.		Totals.		Arrived.	
	No. of Vessels.	Tons Register.	No. of Vessels.	Tons Register.	No. of Vessels.	Tons Register.	No. of Vessels.	Tons Register.
British and Canadian—								
Steam.....	49,162	18,890,690	44,912	17,734,920	94,074	36,625,610	50,960	19,107,821
Sail.....	27,203	3,102,124	26,847	3,073,502	54,050	6,175,626	26,329	3,339,584
Totals ...	76,365	21,992,814	71,759	20,808,422	148,124	42,801,236	77,289	22,447,405
Foreign—								
Steam.....	525	591,221	988	819,913	1,513	1,411,134	663	984,121
Sail.....	400	71,569	676	93,322	1,076	164,891	632	112,078
Totals ....	925	662,790	1,664	913,235	2,589	1,576,025	1,295	1,096,199
Totals—								
Steam.....	49,687	19,481,911	45,900	18,554,833	95,587	38,036,744	51,623	20,091,942
Sail.....	27,603	3,173,693	27,523	3,166,824	55,126	6,340,517	26,961	3,451,662
Totals ....	77,290	22,655,604	73,423	21,721,657	150,713	44,377,261	78,584	23,543,604



## SESSIONAL PAPER No. 10

Sail) Employed in the Coasting Trade of Canada, which Arrived at and Departed from Year 1905, 1906 and 1907.

1906.				1907 (9 mos.)					
Departed.		Totals.		Arrived.		Departed.		Totals.	
No. of Vessels.	Tons Register.	No. of Vessels.	Tons Register.	No. of Vessels.	Tons Register.	No. of Vessels.	Tons Register.	No. of Vessels.	Tons Register.
47,799	18,385,954	98,759	37,493,775	35,690	13,212,481	37,300	12,116,733	72,990	25,329,214
26,562	3,329,361	52,891	6,668,945	17,342	1,977,120	16,943	1,908,926	34,285	3,886,046
74,361	21,715,315	151,650	44,162,720	53,032	15,189,601	54,243	14,025,659	107,275	29,215,260
675	970,445	1,338	1,954,566	822	1,112,684	898	1,156,070	1,720	2,268,754
455	94,698	1,087	206,776	603	113,546	397	93,860	1,000	207,406
1,130	1,065,143	2,425	2,161,342	1,425	1,226,230	1,295	1,249,930	2,720	2,476,160
48,474	19,356,399	100,097	39,448,341	36,512	14,325,165	38,198	13,272,803	74,710	27,597,968
27,017	3,424,059	53,978	6,875,721	17,945	2,090,666	17,340	2,002,786	35,285	4,093,452
75,491	22,780,458	154,075	46,324,062	54,457	16,415,831	55,538	15,275,589	109,995	31,691,420

7-3 EDWARD VII., A. 1908

## RECAPITU

No. 29.—STATEMENT showing the Number and Tonnage of Vessels, including those during each Fiscal Year

NATIONALITY.	1905.							
	Arrived.		Departed.		Totals.		Arrived.	
	No. of Vessels.	Tons Register.	No. of Vessels.	Tons Register.	No. of Vessels.	Tons Register.	No. of Vessels.	Tons Register.
Sea-going vessels—								
British and Canadian	7,809	5,368,759	8,084	4,935,727	15,893	10,304,486	8,746	6,131,765
Foreign.....	6,117	2,625,911	5,787	2,658,958	11,904	5,283,969	6,536	2,763,588
Totals.....	13,926	7,993,770	13,871	7,594,685	27,797	15,588,455	15,282	8,895,353
Vessels trading on lakes and rivers between Canada and the United States—								
Canadian.....	9,397	4,111,759	9,053	4,665,854	18,450	8,777,613	10,535	4,803,146
United States.....	11,363	3,858,531	12,380	4,053,221	23,743	7,911,752	12,111	4,549,507
Totals.....	20,760	7,970,290	21,433	8,719,075	42,193	16,689,365	22,646	9,352,653
Vessels employed in the coasting trade—								
British and Canadian	76,365	21,992,814	71,759	20,808,422	148,124	42,801,236	77,289	22,447,405
Foreign.....	925	662,790	1,664	913,235	2,589	1,576,025	1,295	1,096,199
Totals.....	77,290	22,655,604	73,423	21,721,657	150,713	44,377,261	78,584	23,543,604
Recapitulation—								
British and Canadian	93,571	31,473,332	88,896	30,410,003	182,467	61,883,335	96,570	33,382,316
Foreign.....	18,405	7,146,332	19,831	7,625,414	38,236	14,771,746	19,942	8,409,294
Totals.....	111,976	38,619,664	108,727	38,035,417	220,703	76,655,081	116,512	41,791,610

SESSIONAL PAPER No. 10

## L A T I O N.

Employed on Inland Waters which Arrived at and Departed from Canadian Ports  
1905, 1906 and 1907.

1906.					1907 (9 mos.)				
Departed.		Totals.		Arrived.		Departed.		Totals.	
No. of Vessels.	Tons Register.	No. of Vessels.	Tons Register.	No. of Vessels.	Tons Register.	No. of Vessels.	Tons Register.	No. of Vessels.	Tons Register.
8,559	5,232,630	17,305	11,364,395	6,544	4,936,769	5,824	4,539,093	12,368	9,475,862
5,975	2,715,446	12,511	5,479,034	4,130	2,184,699	3,977	2,244,313	8,107	4,429,012
14,534	7,948,076	29,816	16,843,429	10,674	7,121,468	9,801	6,783,406	20,475	13,904,874
9,503	4,133,827	20,038	8,936,973	11,719	5,117,860	11,055	4,565,408	22,774	9,683,268
13,022	4,402,263	25,133	8,951,770	8,341	3,485,551	8,815	3,522,198	17,156	7,007,749
22,525	8,536,090	45,171	17,888,743	20,060	8,603,411	19,870	8,087,606	39,930	16,691,017
74,361	21,715,315	151,650	44,162,720	53,032	15,189,601	54,243	14,025,659	107,275	29,215,260
1,130	1,065,143	2,425	2,161,542	1,425	1,226,230	1,295	1,249,930	2,720	2,476,160
75,491	22,780,458	154,075	46,324,062	54,457	16,415,831	55,538	15,275,589	109,995	31,691,420
92,423	31,081,772	188,993	64,464,088	71,295	25,244,230	71,122	23,130,160	142,417	48,374,390
20,127	8,182,852	40,069	16,592,146	13,896	6,896,480	14,087	7,016,441	27,983	13,912,921
112,550	39,264,624	229,062	81,056,234	85,191	32,140,710	85,209	30,146,601	170,400	62,287,311

CULLING OF LUMBER.

No. 30.—STATEMENT showing Quantity of Lumber measured, culled and counted at the Port of Quebec for the Nine Months ended March 31, 1907, with totals for the five preceding years.

Pieces.	Description.	Measured, Culled and Counted.	Tons Standard.	Rate.	Cullers' Fees.	Total accrued.
				cts.	\$ cts.	\$ cts.
4,132	Waney, W. pine.....	Stringed.....	6,047			
.....	" butternut.....	" .....	.....			
495	" chestnut.....	" .....	241			
211	" elm.....	" .....	138			
3,059	" ash.....	" .....	1,604			
3	" birch.....	" .....	2			
.....	" oak.....	" .....	.....			
.....	" maple.....	" .....	.....			
.....	" whitewood.....	" .....	.....			
2	" cherry.....	" .....	1			
.....	" greenwood.....	" .....	.....			
.....	" tamarack.....	" .....	.....			
.....	" spruce.....	" .....	.....			
7,902			8,033	10	803 30	
1,180	Square W. pine.....	Measured.....	1,155	7	80 85	
.....	" spruce.....	" .....	.....			
322	" red pine.....	Measured.....	321			
6,290	" oak.....	" .....	9,228			
5,854	" elm.....	" .....	6,475			
.....	" ash.....	" .....	.....			
.....	" greenwood.....	" .....	.....			
32	" hickory.....	" .....	40			
12,498			16,064	9	1,445 76	
13,678			17,219	.....	1,526 61	
21,580			25,252	.....	2,329 91	.....

RECAPITULATION.

7,902	Waney lumber.....	Stringed '06-7	8,033	.....	803 30	
21,785	" .....	" '05-6	23,348	.....	2,334 80	
52,810	" .....	" '04-5	61,520	.....	6,152 00	
58,027	" .....	" '03-4	63,463	.....	6,346 30	
41,158	" .....	" '02-3	42,616	.....	4,261 60	
52,135	" .....	" '01-2	63,052	.....	6,102 31	
13,678	Square lumber.....	Measured '06-7	17,219	.....	1,526 61	
19,224	" .....	" '05-6	22,821	.....	2,000 63	
22,570	" .....	" '04-5	24,256	.....	2,066 62	
31,953	" .....	" '03-4	36,749	.....	3,102 95	
28,860	" .....	" '02-3	34,934	.....	3,011 46	
55,314	" .....	" '01-2	62,452	.....	5,024 38	

## SESSIONAL PAPER No. 10

INSPECTION OF CERTAIN STAPLE ARTICLES OF CANADIAN COM-  
MERCE INSPECTED UNDER PROVISIONS OF 37 VIC.,  
CHAP. 45, AND AMENDMENTS THERETO.

No. 31.—STATEMENT showing Quantity of Flour and Meal Inspected and Fees collected on same for the Fiscal Years ended June 30, 1905, 1906 and Nine Months ended March 31, 1907.

	Patent Winter.	Straight Roller.	On Sample.		Sour.	Rejected.	Meal.	Fees.	
	Bags.	Bags.	Brls.	Bags.	Bags.	Bags.	Bags.	\$	c.
Montreal, 1906-07.....				1,853		1,031		57	68
" 1905-06.....				6,281	490	157		138	56
" 1904-05.....	341	140	439	6,629	344	331	100	166	48

No. 32.—STATEMENT showing Quantity of Hay Inspected, and Fees collected on same, for the Nine Months ended March 31, 1907, with totals for the five preceding years.

DISTRICTS.	HAY.										Fees. \$ c.
	Timothy.			Clover.		Mixed.			Shipping grade.	No grade.	
	No. 1.	No. 2.	No. 3.	No. 1.	No. 2.	No. 1.	No. 2.	No. 3.			
	Tons.	Tons.	Tons.	Tons.	Tons.	Tons.	Tons.	Tons.	Tons.	Tons.	
Toronto.....		111½			70		20				40 30
Montreal .....		20	75					38	14,008	15	1,408 30
Totals, 1906-07.....		131½	75		70		20	38	14,008	15	1,448 60
Totals, 1905-06.....	15	277	2,651	9	920		700	1,300	18,083	1,199	2,164 05
Totals, 1904-05....	13	3,163	5,849		471		1,849	561	16,203	207	2,224 45
Totals, 1903-04....	26	3,283	8,025		152		919	162	18,900	111	2,542 85
Totals, 1902-03....	195	4,569	779		476		2,141	43	14,367	372	1,979 58
Totals, 1901-02....	4,223	7,315	558	81	1,973	629	2,750	100	10,554	262	3,345 40



7-8 EDWARD VII., A. 1908

No. 33.—STATEMENT showing Quantity of Fish Inspected, and Fees collected on same, for the Nine Months ended March 31, 1907, with totals for the five preceding years.

## {PICKLED FISH.

DISTRICTS.	Salmon.			Sea Trout.		Mack- eral.	Herring.		Gaspereau and Alewives.	Codfish.		Other Fish.		Fees.
	Tcs.	Brls.	$\frac{1}{2}$ brls.	Brls.	$\frac{1}{2}$ brls.	Brls.	Brls.	$\frac{1}{2}$ brls.	Brls.	Brls.	$\frac{1}{2}$ brls.	Brls.	$\frac{1}{2}$ brls.	
Quebec.....														\$ c.
St. John.....							1,252	11,534						409 55
Halifax.....														
Lunenburg.....														
Totals, 1906-07..							1,252	11,534						409 55
Totals, 1905-06..							813	11,536						386 78
Totals, 1904-05..						20	1,202	8,329						310 87
Totals, 1903-04..						552	687	13,581						493 88
Totals, 1902-03..	317	976	10	214	6	996	1,651	11,783	101	1,306	3	138	1	889 21
Totals, 1901-02..	20	2,121	5	23	2	2,980	3,837	11,870	627	4,055	8	10	2	1,435 61

No. 34.—STATEMENT showing Quantity of Fish Oils Inspected, and Fees collected on same for the Nine Months ended March 31, 1907, with totals for the five preceding years.

## FISH OIL.

Districts.	SEAL OIL.								WHALE OIL.				PORPOISE OIL.				COD OIL.								HAKE OIL.		Fees.		
	No. 2 Pale.				No. 3 Straw.				No. 4 Brown.				No. 5 Dark Brown.		No. 1 Pale.		No. 2 Brown.		A.				B.					Tcs.	Brts.
	Pun.		Tcs.		Brts.		Pun.		Tcs.		Brts.		Pun.		Tcs.		Brts.		Pun.		Tcs.		Brts.		Tcs.	Brts.			
	Pun.	Tcs.	Brts.	Pun.	Tcs.	Brts.	Pun.	Tcs.	Brts.	Pun.	Tcs.	Brts.	Pun.	Tcs.	Brts.	Pun.	Tcs.	Brts.	Pun.	Tcs.	Brts.	Pun.	Tcs.	Brts.				Pun.	Tcs.
Quebec .....																												% cts.	
St. John .....																												77 52	
Halifax .....																													
Lunenburg .....																													
Totals, 1906-07..																												77 52	
Totals, 1905-06..																												141 40	
Totals, 1904-05..																												144 10	
Totals, 1903-04..																												87 50	
Totals, 1902-03..		353			224			121			18	4	9	11	1	18	1,601	272		100		30	430	11	32			558 30	
Totals, 1901-02..	433	225	150	62	313	131	55	26	30	1			26	35	2	1,778	758	846	27	3	12	2	604	1	2			899 80	

No. 35 —STATEMENT showing Quantity of Pot and Pearl Ashes Inspected, and Fees, collected on same for the Nine Months ended March 31, 1907, and for the five preceding years.

ASHES.

DISTRICTS.	POT.			PEARL.			Fees.
	First Sort.	Second Sort.	Third Sort.	First Sort.	Second Sort.	Third Sort.	
							\$ cts.
Montreal.....1906-07..	362	7	.....	23	.....	.....	617 25
".....1905-06..	735	57	1	35	.....	.....	1,290 64
".....1904-05..	722	131	2	18	.....	.....	1,276 82
".....1903-04..	489	54	1	44	.....	.....	894 52
".....1902-03..	611	90	.....	212	.....	.....	1,386 56
".....1901-02..	866	220	35	119	.....	.....	1,889 65

## SESSIONAL PAPER No. 10

No. 36.—STATEMENT showing Quantity of Leather and Hides Inspected, and Fees collected on same for the Nine Months ended March 31, 1907, with totals for the five preceding years.

DISTRICTS.	LEATHER SIDES.	HIDES.			CALF SKINS.			Fees.
	No. 1.	No. 1.	No. 2.	No. 3.	No. 1.	No. 2.	No. 3.	
								\$ cts.
Hamilton .....		6,427	2,148	199				438 70
+Kingston. ....								
*Ottawa .....								
Toronto .....		39,532	36,440	8,651				4,231 15
Lévis .....		3,910	1,704	197				291 00
Montreal .....		77,521	18,179	11,380				5,317 25
Quebec .....		16,457	8,509	845				1,290 55
St. John .....		2,948	101	52				55 05
*Winnipeg .....								
Totals....1906-07 .....		146,795	67,081	21,324				11,623 70
Totals...1905-06 .....		177,685	85,158	28,137				14,488 41
Totals....1904-05 .....		164,147	79,843	27,264				13,529 43
Totals....1903-04 .....		157,640	82,974	33,506				13,644 31
Totals....1902-03 .....	240	162,722	76,264	28,682				13,371 76
Totals....1901-02 .....	8,543	165,889	75,845	25,767				13,449 25

+ No inspector acting.

\* None offered for inspection.





## SESSIONAL PAPER No. 10

## WHEAT AND OTHER GRAIN—Continued

WHEAT—Continued.											
Mixed Winter—Con.				White Winter.					Red Winter.		
No Grade.	Rejected.	Extra.	No. 1.	No. 2.	No. 3.	No. 4.	No Grade.	Rejected.	No. 1.	No. 2.	
Bush.	Bush.	Bush.	Bush.	Bush.	Bush.	Bush.	Bush.	Bush.	Bush.	Bush.	
<i>Eastern Inspection Division—</i>											
Kingston.....			4,152	22,522	2,676					3,731	
Peterborough.....			1,797	47,139	1,334					40,165	
Toronto.....	2,682		31,434	1,247,626	17,923	1,259	1,000	14,879	8,766	403,589	
Montreal.....		1,000	39,536	2,307						3,083	
<i>Manitoba Inspection Division.</i>											
			32,080	37,430	9,636				129,090	83,329	
Totals.....	2,682	1,000	109,019	1,357,104	31,563	1,259	1,000	14,879	137,856	533,888	

## WHEAT AND OTHER GRAIN—Continued.

	WHEAT—Concluded.									
	Red Winter—Con.					White Winter—Con.				
	No. 3.	No Grade.	Rejected.	Commercial Grade.		No. 3.	No Grade.	Rejected.	Commercial Grade.	
<i>Eastern Inspection Division—</i>										
Kingston.....										
Peterborough.....										
Toronto.....	14,994	1,332	695							
Montreal.....	52,350	3,210	172,276							
<i>Manitoba Inspection Division.</i>										
Totals.....	67,344	4,542	172,965							

STATEMENT showing Quantity of Wheat and other Grain inspected, &c.—Continued.

## WHEAT AND OTHER GRAIN—Continued.

OTHER GRAIN.														
Indian Corn.														
	American Yellow No. 2.	American Yellow Rejected.	American No. 2.	American No. 3.	American No. 2 White.	American Corn Rejected.	No Grade.	Mixed.	Reject- ed.	Extra No. 1.	No. 1 Clipped.	No. 1.	No. 2.	No. 3.
	Bush.	Bush.	Bush.	Bush.	Bush.	Bush.	Bush.	Bush.	Bush.	Bush.	Bush.	Bush.	Bush.	Bush.
<i>Eastern Inspection Division—</i> Kingston..... Peterborough..... Toronto..... Montreal.....												1,700	207,887	17,759
												1,050	292,802	146,597
		1,428			892		2,321		714			4,114	673,685	346,746
			2,503,850	1,000									240,855	415,046
<i>Manitoba Inspection Division.</i>  Totals.....										12,000		1,186,500	6,303,000	948,000
	714	1,428	2,503,850	1,000	892		2,321		714	12,000		1,193,364	7,718,289	1,874,148

## WHEAT AND OTHER GRAIN—Continued.

OTHER GRAIN—Continued.													
Oats.													
No. 4.	Rejected.	Mixed No. 2.	Mixed No. 3.	Mixed Red No. 2.	Mixed Red No. 3.	Mixed Red Rejected.	Mixed Red No. Grade.	Man. White Oats No. 1	Man. White Oats No. 2	Man. White Oats No. 3	American White-Clipped Oats.	No Grade.	Condemned Oats.
Bush.	Bush.	Bush.	Bush.	Bush.	Bush.	Bush.	Bush.	Bush.	Bush.	Bush.	Bush.	Bush.	Bush.
Eastern Inspection Division—													
Kingston.....	10,900											46,737	
Peterborough.....												41,680	
Toronto.....	101,263	115,123	3,935	8,778	3,935	2,520	1,765	57,111	132,728	2,352			
Montreal.....	120,064	22,740											
Manitola Inspection Division.													
	396,000	145,500	3,000									277,500	24,000
Totals.....	457,780	260,623	3,000	8,778	3,935	2,520	1,765	57,111	132,728	2,352		365,927	24,000

## SESSIONAL PAPER No. 10

## WHEAT AND OTHER GRAIN—Continued.

	OTHER GRAIN—Continued.						
	Buckwheat.				Barley.		
	No. 1.	No. 2.	No. 3.	No. Grade.	Rejected.	No. 1.	No. 2.
<i>Eastern Inspection Division—</i>							
Kingston.....	Bush.	Bush.	Bush.	Bush.	Bush.	Bush.	Bush.
Peterborough.....	19,686	80,451	1,084	5,079	2,290	4,863	16,300
Toronto.....	279,063	10,320	5,693	6,738	88,394	213,464	8,247
Montreal.....	208,337	4,603	86,090	1,728	3,300	23,756	92,700
<i>Manitoba Inspection Division.....</i>							
Totals.....	587,537	14,923	92,873	6,738	93,557	461,402	933,247

## WHEAT AND OTHER GRAIN—Continued.

	OTHER GRAIN—Continued.						
	Barley—Concluded.			Spectz.	Rye.		
	American Feed.	Rejected.	No. Grade.	No. 1.	Feed.	No. 1.	No. 2.
<i>Eastern Inspection Division—</i>							
Kingston.....	Bush.	Bush.	Bush.	Bush.	Bush.	Bush.	Bush.
Peterborough.....	8,000	1,751	7,064	714	25,000	1,785	1,785
Toronto.....	20,102	189,600	22,800	15,000	32,778	1,785	1,785
Montreal.....	209,762	32,551	1,200	15,000	32,778	1,785	1,785
<i>Manitoba Inspection Division.....</i>							
Totals.....	209,762	32,551	1,200	15,000	32,778	1,785	1,785



## SESSIONAL PAPER No. 10

No. 38.—STATEMENT showing Quantity of the Various kinds of Grain Weighed in the Manitoba and Eastern Inspection Divisions for the Years hereinafter enumerated, and Nine Months ended March 31, 1907.

## TOTAL GRAIN WEIGHED.—MANITOBA INSPECTION DIVISION.

Districts.	Wheat.	Indian Corn.	Oats.	Buckwheat.	Barley.	Speltz.	Rye.	Flax Seed.	Peas.	Totals.
Manitoba Inspection Div. —										
1906-07 (9 mos.).....	Bush. 73,941,175	Bush. .....	Bush. 18,396,519	Bush. .....	Bush. 3,417,965	Bush. .....	Bush. 6,783	Bush. 1,279,181	Bush. .....	Bush. 97,041,653
1905-06.....	116,793,199	10,641,142	10,641,142	.....	2,296,837	914	2,000	903,803	.....	130,547,955
1904-05.....	72,376,570	.....	3,828,009	.....	551,878	691	.....	611,322	.....	77,371,533
1903-01.....	64,757,591	.....	2,693,475	.....	477,501	726	.....	686,423	.....	65,645,716
1902-03.....	38,392,671	.....	4916,927	.....	89,156	.....	.....	43,821	.....	39,442,575

## TOTAL GRAIN WEIGHED.—EASTERN INSPECTION DIVISION.

Districts.	Wheat.	Indian Corn.	Oats.	Buckwheat.	Barley.	Speltz.	Rye.	Flax Seed.	Peas.	Totals.
Eastern Insp. Division —										
Godfrich.....	Bush. 197,570	Bush. .....	Bush. .....	Bush. .....	Bush. .....	Bush. .....	Bush. .....	Bush. .....	Bush. .....	Bush. 197,570
Collingwood.....	16,900	24,594	.....	.....	.....	.....	.....	.....	.....	41,494
Meaford.....	318,061	133,353	68,001	.....	13,433	.....	.....	.....	.....	532,891
Midland.....	1,365,463	34,805	2,130,035	.....	20,906	.....	.....	43,669	.....	3,644,988
Owen Sound.....	1,185,957	.....	70,300	.....	23,800	.....	.....	173,600	.....	1,455,657
Pont Edward.....	10,076	.....	3,165	.....	.....	.....	.....	.....	.....	13,241
Peterborough.....	3,094,030	192,732	2,324,501	.....	58,199	.....	.....	219,268	.....	5,885,731
Totals, 1906-07 (9 mos.)....	4,009,746	236,599	1,935,152	.....	38,282	.....	.....	139,400	.....	6,359,179
Totals, 1905-06.....	5,742,641	18,202	448,455	.....	29,497	.....	.....	32,600	.....	6,262,395

## TOTAL WEIGHING FEES.—MANITOBA INSPECTION DIVISION.

1906-07 (9 mos.).....	\$ 23,067 60
1905-06.....	33,624 90
1904-05.....	19,777 65
1903-01.....	18,250 70
1902-03.....	25,360 30



MISCELLANEOUS GRAIN STATISTICS.

No. 39.—STATEMENT respecting Grain Elevators in Operation in Western Grain Inspection Division of Canada.

—	1903-4.	Capacity in Bushels.	1904-5.	Capacity in Bushels.	1905-6.	Capacity in Bushels.	1906-7.	Capacity in Bushels.
Public country elevators .....	912	} 27,214,000	967	} 28,491,630	1,055	} 31,560,700	1,212	} 36,597,200
Warehouses.....	64		46		53		52	
Terminal elevators	6		9		10		9	
Totals.....	982	41,186,000	1,022	46,953,630	1,118	50,690,700	1,273	55,222,200

No. 40.—COMPARATIVE STATEMENT of Elevators operated under License, for the Seven Years ended August 31, 1907.

Crop Year.	No. of Elevators.	No. of Warehouses.	Totals.	Increase.	Storage Capacity.
					Bushels.
1900-1. ....	426	97	523	.....	18,879,352
1901-2. ....	545	85	630	107	23,099,000
1902-3. ....	740	82	822	192	30,356,400
1903-4. ....	918	64	982	160	41,186,000
1904-5. ....	976	46	1,022	41	46,953,630
1905-6. ....	1,065	53	1,118	96	50,690,700
1906-7. ....	1,221	52	1,273	155	55,222,200

No. 41.—STATEMENT showing lines of Railways on which Elevators and Warehouses are operated, with number and capacity on each for 1906-7.

—	No. of Elevators.	No. of Warehouses.	Totals.	Capacity.
				Bushels.
C. P. R.—Manitoba.....	473	16	489	14,722,200
Saskatchewan.....	392	7	399	11,447,500
Alberta.....	49	9	58	2,048,500
British Columbia.....	?	.....	3	320,000
C. N. R.—Manitoba.....	200	16	216	5,415,000
Saskatchewan.....	60	3	63	1,542,000
Alberta.....	15	1	16	528,000
Midland Railway Co. and Brandon, Saskatchewan and Hudson Bay Railway—Manitoba. ....	13	.....	13	365,000
Alberta Railway and Irrigation Co.—Alberta.....	7	.....	7	209,000
C. P. R.—Ontario Terminals.....	7	.....	7	11,625,000
C. N. R.—".....	2	.....	2	7,000,000
Totals.....	1,221	52	1,273	55,222,200

## SESSIONAL PAPER No. 10

## TERMINALS.

The nine elevators classed as terminals are owned and operated as follows :—

At Port Arthur, Ontario, the Canadian Northern Railway own two with a capacity of 3,750,000 and 3,250,000 bushels respectively, these are operated by the Port Arthur Elevator Company.

There is also at Port Arthur the elevator of Jos. G. King and Company with a capacity of 800,000 bushels.

At Fort William, Ontario, the Canadian Pacific Railway own and operate three, one of 3,500,000 bushels capacity, and two with a capacity of 2,500,000 bushels each.

The Empire Elevator Company has one of 1,750,000 bushels capacity, and Muirhead, Black and Company one of 25,000 bushels capacity.

At Keewatin, the Lake of the Woods Milling Company has one elevator of 550,000 bushels capacity.

The greater portion of the grain taken into the hundreds of smaller elevators in the west, and shipped from loading platforms at country points there, finds its way into these terminals at the lake front, and is shipped from there to its ultimate destination, the bulk going by vessel to Montreal and Georgian Bay Ports, although for the season of navigation 1906, over 15,000,000 bushels went to Buffalo, Port Huron and Erie.

The total shipments by vessel and rail from Fort William and Port Arthur since September, 1899, are shown elsewhere in statement No. 57.

## COUNTRY ELEVATORS.

In the three provinces of Manitoba, Saskatchewan and Alberta (including three for British Columbia) there are 1,212 elevators ; two of these have a capacity of 250,000 bushels, one 240,000 bushels, one 225,000 bushels, two 150,000 bushels, one 125,000 bushels, one 120,000 bushels, one 110,000 bushels, one 108,000 bushels, and four 100,000 bushels capacity.

They run all the way from 4,000 up to 250,000, but the bulk of them are of 25,000 and 30,000 bushels capacity.

Excluding the 14 elevators that run from 100,000 upwards, the average for the remaining 1,198 would be 28,466 bushels.

## WAREHOUSES.

The fifty-two warehouses operated during the year range in capacity from 3,000 to 20,000 bushels and have an average of 7,050 bushels. These warehouses are gradually decreasing in number and although only one less than last year are about one-half what they were five years ago.

## INCREASE IN CAPACITY.

In summing the total net increase in capacity for 1906-7, viz. : 4,531,500 bushels. country elevators and warehouses have to be credited with an increase of 5,036,500 bushels, there being a decrease in the capacity of the terminals of 505,000 bushels.

## AMOUNT INVESTED.

The total amount invested in terminals and country elevators and warehouses in the Manitoba grain inspection division is \$11,044,440.

## QUANTITY OF WHEAT HANDLED.

It may be of some interest to the trade and to the people of Canada in general, to note that the total quantity of wheat handled by the country elevators and warehouses in the Western Provinces during the crop year ended August 31, 1907, was 65,034,671 bushels.

7-8 EDWARD VII., A. 1908

No. 42.—RATES IN FORCE at Public Terminal Elevators, in the Manitoba Grain Inspection Division.

For receiving, handling, cleaning, delivering and storing grain for first fifteen days, including insurance against loss by fire. . . . .  $\frac{3}{4}$  c. per bush.  
 Each succeeding day, including insurance against loss by fire. . . . .  $\frac{1}{30}$  c. per bush.

The following additional charges are also in force :—

*Cleaning and Scouring Charges.*

Oat clipping. . . . .  $\frac{1}{4}$  c. per bush.  
 Cleaning and scouring rej. 1 wheat. . . . . 1 c. per bush.  
 " " 2 wheat. . . . . 3 to 5 c. per bush.

*Drying Charges.*

Drying and cleaning no grade grain, tough. . . . .  $1\frac{1}{2}$  c. per bush.  
 " " damp. . . . .  $2\frac{1}{2}$  to 3 c. per bush.  
 " " wet. . . . .  $3\frac{1}{2}$  to 4 c. per bush.

*Rates at Public Country Elevators.*

For receiving, cleaning, insuring against loss by fire, handling, storing fifteen days, and shipping grain. . . . .  $1\frac{3}{4}$  c. per bush.  
 Each succeeding thirty days or part thereof. . . . .  $\frac{3}{4}$  c. per bush.  
 Where competition is strong and farmer's elevators are in operation, the above charges at country elevators, are in some cases cut down to from 1 c. as low as  $\frac{1}{2}$  c. per bushel.

No. 43.—COMPARATIVE STATEMENT of Licenses Issued in the Western Grain Inspection Division for 1903-4, 1904-5, 1905-6 and 1906-7.

	No. Licenses issued.			
	1906-7.	1905-6.	1904-5.	1903-4.
Elevators and warehouses. . . . .	1,327	1,118	1,022	982
Space in elevators. . . . .	32	52	59	58
Commission merchant. . . . .	72	69	65	36
Track buyers. . . . .	154	121	119	16
Totals. . . . .	1,585	1,360	1,265	1,092

The elevator and warehouse licenses show a large increase this year (1906-07) over the preceding one, and the increase in Track Buyers' licenses is an evidence of the number of men engaged in this business.

It is desirable to again point out that all these license holders are bonded, the grain growers being thus secured against loss in the disposal of their products.

## SESSIONAL PAPER No. 10

No. 44.—STATEMENT showing Number of Elevators in Eastern Grain Inspection Division with Location and Capacity of same.

Location.	No.	Capacity.
		Bushels.
Collingwood.....	1	160,000
Goderich.....	2	{ 500,000 200,000
Kingston.....	4	{ 800,000 500,000 250,000 50,000
Meaford.....	1	750,000
Midland.....	1	1,250,000
Owen Sound.....	2	{ 250,000 800,000
Point Edward.....	1	500,000
Port Colborne.....	1	100,000
Port Stanley.....	1	.....
Prescott.....	1	1,000,000
Sarnia.....	1	100,000
Tiffin.....	1	800,000
		{ 260,000 65,000 20,000
Toronto.....	8	{ 50,000 1,000,000 55,000 50,000 120,000
Depot Harbor.....	1	1,500,000
Coteau Landing.....	1	500,000
		{ 400,000 600,000
Montreal.....	5	{ 500,000 500,000 1,000,000
Quebec.....	1	1,000,000
St John, N.B.....	1	500,000
West St. John, N.B.....	2	{ 250,000 750,000
Halifax.....	1	500,000
Totals.....	37	17,630,000

7-8 EDWARD VII., A. 1908

No. 45.—STATEMENT showing the Quantity of Grain received at the different Elevators in the Eastern Grain Inspection Division for the six months ended December 31, 1907, 1906 and 1905.

Location.	No.	Quantity of Grain received 6 months to Dec. 31, 1907.	No.	Quantity of Grain received 6 months to Dec. 31, 1906.	No.	Quantity of Grain received 6 months to Dec. 31, 1905.
		Bush.		Bush.		Bush.
Collingwood, G.T.R.		1		2,356,000	1	2,250,000
Goderich		1		300,025		
Meaford		1		1,962,017	1	1,010,000
Midland.		2		5,118,095	1	4,615,936
Owen Sound, C.P.R.		2		3,868,009	2	3,818,386
Point Edward		1		1,919,199	1	1,591,926
Sarnia.					1	60,000
Depot Harbour, G.T.R.		1		8,688,460	1	12,116,264
Coteau Landing, G.T.R.						+
Montreal, G.T.R.		3		26,349,029	2	2,531,107
" C.P.R.		2		2,056,935	2	471,782
" Harbour Commissioners.		1		944,521	1	3,818,787
Quebec.						+
St. John, N.B., I.C.R.		1		241,982	1	78,084
West St. John, N.B., C.P.R.		2		6,865,765	2	1,608,750
Montreal Grain Elevator Co., float- ing elevators				23,240,500		20,906,477
Halifax		1		62,787		170,022
Total quantity						

† Returns not to hand.



## SESSIONAL PAPER No. 10

No. 46.—STATEMENT of number of Vessels and Cars Inspected by Districts, in the Eastern Grain Inspection Division, with the total quantities of each kind of Grain and grand totals for the Division, during the Year ended June 30, 1906, and Nine Months ended March 31, 1907.

Nine Months ended March 31, 1907.	KINGSTON.			PETERBOROUGH.			TORONTO.			MONTREAL.			WHOLE DIVISION.		
	Cars.		Quantity.	Vessels.		Quantity.	Vessels.		Quantity.	Vessels.		Quantity.	Vessels.		Quantity.
	No.	No.		No.	No.		No.	No.		No.	No.		No.	No.	
Wheat .....	46		40,924			112,968	1,300	36	2,172,011	30	3	59,085	1,537	39	2,414,988
Corn .....							8		6,060	3	110	2,504,850	11	110	2,510,919
Oats .....	29	11	238,246			487,265	689	23	1,519,833	677	2	798,705	1,684	36	3,044,109
Barley .....	3	1	18,590			18,777	390	17	701,498	17	6	121,484	428	24	860,349
Rye .....						7,061	3		2,499		1	25,000	11	1	31,563
Peas .....	19		15,321			24,400	206	10	331,896	28	1	40,175	287	11	414,792
Buckwheat .....	1	1	19,686			81,536	148	9	301,820	220	4	299,030	433	14	702,072
Totals, 1906-07 .....	98	13	532,767			762,010	2,744	95	5,038,686	975	127	3,848,329	4,391	235	9,981,792
" 1905-06 .....	133	23	512,013			610,092	3,137	116	5,017,593	1,297	257	6,707,687	5,165	396	12,877,385

7-8 EDWARD VII., A. 1908

## No. 47.—ESTIMATED GRAIN PRODUCTION IN CANADA.

Note:—F.=Fall, S.=Spring, W.=Winter.

Province.	Wheat.	Oats.	Barley.	Flax.	Rye.	Peas.	Buckwheat.	Totals.
	Bush.	Bush.	Bush.	Bush.	Bush.	Bush.	Bush.	Bush.
1900.								
Ontario.....	{ F. 23,369,737 S. 6,940,333 }	{ 89,693,327 5,291,690 }	16,909,751	.....	2,357,635	14,058,198	1,874,261	135,203,242
New Brunswick .....	504,301	8,814,312	120,222	.....	.....	.....	1,527,610	7,433,823
Manitoba.....	13,025,252	4,226,152	2,939,477	164,312	25,792	9,048	.....	24,978,194
N. W. Territories.....	4,028,294	.....	353,216	.....	.....	.....	.....	8,607,662
Totals.....	47,867,917	108,015,481	20,322,666	164,313	2,383,427	14,067,246	3,401,871	196,222,921
1901.								
Ontario.....	{ F. 16,017,029 S. 5,498,751 }	{ 78,334,490 4,944,992 }	16,761,076	.....	2,547,313	10,089,173	1,757,071	131,004,903
New Brunswick .....	478,886	27,796,588	99,540	.....	.....	.....	.....	5,323,418
Manitoba.....	50,011,835	11,113,063	6,536,155	266,420	62,261	16,349	.....	84,689,608
N. W. Territories.....	12,808,447	.....	795,100	193,100	.....	.....	.....	24,911,713
Totals.....	84,814,948	122,189,136	24,191,871	461,520	2,609,574	10,105,522	1,757,071	246,129,642
1902.								
Ontario.....	{ F. 20,233,669 S. 6,048,024 }	{ 105,431,439 5,313,349 }	21,890,602	.....	3,509,332	7,664,679	1,911,683	167,689,428
New Brunswick .....	453,640	34,478,160	106,701	.....	.....	.....	1,501,731	7,373,421
Manitoba.....	53,077,267	10,661,295	11,848,422	564,440	49,900	34,154	.....	100,052,343
N. W. Territories.....	13,956,850	.....	870,417	170,670	.....	.....	.....	25,659,282
Totals.....	93,769,450	156,884,243	34,716,142	735,110	3,559,232	7,698,833	3,413,414	300,776,424
1903.								
Ontario.....	{ F. 17,242,763 S. 4,650,707 }	{ 110,228,103 5,791,607 }	24,378,817	.....	2,970,768	8,924,650	2,049,169	170,444,977
New Brunswick .....	436,235	33,035,744	105,117	.....	.....	.....	1,424,728	7,777,687
Manitoba.....	40,116,318	.....	8,707,252	586,950	88,182	41,483	.....	82,575,959

## SESSIONAL PAPER No. 10

N. W. Territoires.....	16,029,149	14,179,705	1,842,284	292,852	.....	.....	.....	32,343,990
Totals.....	78,495,292	163,235,159	35,033,470	879,802	3,038,950	8,966,133	3,473,897	293,142,613
1904.								
Ontario.....	{ F. 9,160,623 S. 3,471,103	102,173,443	24,567,825	.....	2,001,826	6,029,866	2,066,234	150,070,920
New Brunswick.....	359,545		88,772	.....	.....	.....	1,262,050	6,863,629
Manitoba.....	39,162,458		11,177,970	464,106	135,860	.....	.....	87,220,373
N. W. Territoires.....	16,875,537		2,206,577	171,437	.....	.....	.....	35,619,397
Totals.....	69,029,266	159,982,530	38,041,144	635,543	2,127,686	6,029,866	3,328,284	279,774,319
1905.								
Ontario.....	{ F. 17,933,961 S. 3,582,627	105,563,572	24,265,394	.....	1,714,951	7,400,021	2,199,652	162,360,178
New Brunswick.....	404,897		96,809	.....	.....	.....	1,157,297	7,145,471
Manitoba.....	55,761,416		14,064,175	326,464	173,075	53,706	.....	115,863,361
Saskatchewan.....	26,107,286		893,396	398,399	.....	.....	.....	46,612,136
Alberta.....	2,306,524	9,514,180	1,773,914	8,337	.....	.....	.....	13,602,955
Totals.....	106,096,711	185,261,360	41,093,688	733,700	1,888,026	7,453,727	3,356,889	345,584,101
1906.								
Ontario.....	{ F. 18,841,774 S. 3,267,000	108,341,455	25,253,011	*23,988,682	1,327,582	7,388,987	1,792,903	196,201,394
New Brunswick.....	406,833		99,355	.....	.....	.....	1,179,998	7,381,786
Nova Scotia.....	200,000		150,000	.....	14,000	.....	.....	2,464,000
Manitoba.....	61,250,413		17,532,553	274,330	100,680	67,301	.....	129,918,254
Saskatchewan.....	37,040,698	23,965,528	1,316,415	710,689	.....	419,480	.....	63,052,210
Alberta.....	1,301,359	13,136,913	2,157,957	38,491	22,462	411,423	.....	19,333,266
British Columbia.....	2,664,661	1,529,411	625,600	.....	.....	.....	.....	2,687,744
Totals.....	125,505,491	205,461,864	47,134,291	23,988,682 1,023,510	1,464,724	7,456,288	2,972,901	415,038,654

\* Corn.

† Speltz.

Returns from Prince Edward Island and Quebec not available.

This is the first occasion on which a complete and reliable statement is shown of the grain production of the Dominion of Canada, and, although it is regrettable that Quebec has not yet come into line with the other provinces, the total quantity, as shown, presents in a concise form Canada's wealth under this head.

No. 48.—REPUTED ACREAGE under Crop in the Provinces of Manitoba, Saskatchewan and Alberta for the Years 1900, 1901, 1902, 1903, 1904, 1905, 1906 and 1907, with yield of wheat for the first seven years.

CROPS OF	WHEAT—ACRES.			OATS—ACRES.			BARLEY—ACRES.		
	Northwest Territories.		Totals.	Northwest Territories.		Totals.	Northwest Territories.		Totals.
	Manitoba.	Saskatchewan.		Manitoba.	Saskatchewan.		Manitoba.	Saskatchewan.	
1900.	1,457,396	412,864	1,870,260	429,108	175,439	604,547	155,111	17,044	172,155
1901.	2,011,855	504,697	2,516,552	689,951	229,439	919,390	191,009	24,702	215,711
1902.	2,039,940	625,758	2,665,698	725,060	310,367	1,035,427	329,990	36,445	366,435
1903.	2,442,873	837,234	3,280,107	855,431	440,662	1,296,093	326,537	69,667	396,204
1904.	2,369,118	965,549	3,334,667	943,574	523,634	1,467,208	361,004	86,154	447,158
1905.	2,643,588	1,130,081	3,881,199	1,031,239	419,936	1,723,976	432,298	32,946	529,774
1906.	3,141,537	1,730,586	5,049,250	1,155,961	639,893	2,131,582	474,242	53,565	601,395
1907.	2,789,553	1,965,774	5,010,352	1,213,596	764,170	2,332,110	649,570	60,995	786,998
CROPS OF	FLAX—ACRES.			TOTAL ACREAGE.			YIELD OF WHEAT—BUSHELS.		
	Northwest Territories.		Totals.	Northwest Territories.		Totals.	Northwest Territories.		Totals.
	Manitoba.	Saskatchewan.		Manitoba.	Saskatchewan.		Manitoba.	Saskatchewan.	
1900.	10,000	.....	10,000	2,051,615	605,347	2,656,962	13,025,252	4,028,294	17,053,546
1901.	20,979	.....	20,979	2,913,774	758,838	3,672,612	50,011,835	12,808,447	62,820,282
1902.	41,200	17,067	58,267	3,136,190	989,637	4,125,827	53,077,267	13,956,859	67,034,117
1903.	55,900	32,431	88,331	3,680,741	1,379,994	5,060,735	40,116,878	16,029,149	56,146,027
1904.	35,428	16,264	51,692	3,752,241	1,591,601	5,343,842	39,162,458	16,875,537	56,037,995
1905.	24,776	25,315	50,666	4,131,895	1,638,281	6,185,615	55,761,416	26,107,286	84,175,226
1906.	18,790	76,005	98,442	4,790,530	2,500,049	7,880,669	61,250,413	37,040,098	102,256,531
1907.	25,915	*87,354	133,832	4,678,634	2,878,293	8,263,292	.....	.....	.....

The manifest increase in the acreage under grain in the three western provinces during the years above mentioned, indicate in a condensed form the rapidity under which our highly productive soil is being cultivated. With the large annual additions to the population, each year affords a clearer idea of the possibilities obtainable.

NOTE.—Previous to 1905, the Provinces of Saskatchewan and Alberta were grouped as the Northwest Territories.

\* 871 acres of this is speltz.

† 10,511 and 875 acres of this is rye and speltz respectively.

## SESSIONAL PAPER No. 10

No 49.—COMPARATIVE STATEMENT of Receipts of Grain at Terminal Elevators, Fort William and Port Arthur for the Crops of 1900, 1901, 1902, 1903, 1904, 1905, 1906 and 1907.

Crop Year to August 31.	Wheat.	Oats.	Barley.	Flax.
	Bush.	Bush.	Bush.	Bush.
1901 .....	5,959,920	1,394		7,675
To Duluth.....	1,256,088			
1902 .....	30,141,536	1,237,557	56,769	10,726
To Duluth.....	7,291,661			
1903 .....	41,302,474	1,625,623	348,909	167,537
To Duluth.....	1,439,709			
1904 .....	32,030,627	193,501	101,425	462,053
1905 .....	31,508,617	832,664	259,310	169,761
1906 .....	56,056,560	6,278,449	1,001,298	392,000
1907 .....	60,553,693	13,012,106	1,869,181	796,191

No. 50.—STATEMENT showing Cars of Grain by Grades arriving over the Canadian Pacific Railway at Fort William, and the Canadian Northern Railway at Port Arthur, from September 1, 1906, to August 31, 1907.

Grades.	Canadian Pacific Railway.	Canadian Northern Railway.	Totals.	Same Period 1906.
	Cars.	Cars.	Cars.	Cars.
Wheat:—				
One Hard .....	2,764	640	3,404	
One Northern.. ..	18,410	5,427	23,837	
Two Northern.. ..	11,850	4,225	16,075	
Three Northern.....	1,545	591	2,136	
Sundry grades.. ..	832	86	918	
Smutty .....	5,497	2,594	8,091	
Rejected for seeds, &c .....	1,717	1,103	2,820	
No grade .....	313	284	597	
	42,928	14,950	57,878	52,125
Oats .....	5,483	1,585	7,068	3,401
Barley .....	798	709	1,507	832
Flax .....	681	61	742	392
Speltz .....				
Rye .....	10		10	1
	49,900	17,305	67,205	56,751

## RECAPITULATION.

C.P.R. ....	Increase 2,725 cars wheat.
" .....	" 3,199 " other grain.
C.N.R. ....	" 3,028 " wheat.
" .....	" 1,502 " other grain.
Total Increase. ....	10,454 "



No. 51.—Total Number of Cars Inspected at Winnipeg with the Total Quantity of each kind of Grain for Seven Years hereinafter enumerated.

	WHEAT.		OATS.		BARLEY.		FLAX.		RYE.	
	No. of Cars.	Quantity.	No. of Cars.	Quantity.	No. of Cars.	Quantity.	No. of Cars.	Quantity.	No. of Cars.	Quantity.
		Bush.		Bush.		Bush.		Bush.		Bush.
1901.....	14,886	12,355,380	448	537,600	28	28,000	43	35,690	...	...
1902.....	53,708	45,651,800	3,338	4,005,600	308	308,000	146	131,400	...	...
1903.....	51,833	51,833,000	2,036	3,054,000	471	565,200	655	655,000	...	...
1904.....	38,473	40,396,650	1,129	1,693,500	161	193,200	536	536,000	...	...
1905.....	37,892	39,786,600	1,824	2,736,000	390	468,000	290	290,000	...	...
1906.....	61,542	64,619,100	5,768	8,652,000	1,357	1,628,400	503	503,000	8	9,600
1907.....	68,356	73,140,920	9,957	14,935,500	2,263	2,715,600	908	908,000	22	26,400
The average capacity of cars 1907 are	C.P.R. 1,080 bush. C.N.R. 1,060 bush.		C.P.R. 1,844 bush. C.N.R. 1,859 bush.		C.P.R. 1,164 bush. C.N.R. 1,254 bush.		1,000 bush.		1,200 bush.	

## SESSIONAL PAPER No. 10

No. 52.—STATEMENT showing Number of Cars of Grain Inspected at Winnipeg, by grades, for the Crop Year ending August 31, 1905, 1906 and 1907 (Crops 1904, 1905 and 1906.)

	CROP YEAR 1905.		CROP YEAR 1906		CROP YEAR 1907.	
	Cars.		Cars.		CARS.	
Wheat--						
One hard.....	176		651 <sup>s</sup>		4,008	
One hard White Fife Wheat.....					25	
One Northern.....	3,788		33,687		28,236	
Two ".....	11,585		13,317		18,268	
Three ".....	9,293		2,407		2,207	
Four Extra.....	2,214		5			
Number Four.....	3,036		275		474	
Number Five.....	2,247		1			
Feed.....	1,098		4		60	
Feed Two.....	233					
No. 1 Goose.....			1		1	
No. 2 Goose.....					2	
Rejected One.....	631		3,623		5,047	
Rejected Two.....	591		4,363		3,737	
No Grade.....	2,279		518		706	
Rejected.....	603		2,432		4,641	
Condemned.....	78		35		75	
Screenings.....	40		9			
No. 1 Alberta Red.....			71		162	
No. 2 ".....			12		124	
No. 3 ".....			7		80	
No. 1 White Winter.....			75		65	
No. 2 ".....			14		76	
No. 3 ".....			6		17	
No. 1 Mixed Winter.....			24		25	
No. 2 ".....			4		10	
No. 3 ".....			1		5	
Number 4.....					17	
Rejected One.....					96	
Rejected Two.....					109	
No Grade.....					4	
Rejected.....					19	
		37,892		61,542		68,35
Oats--						
Extra Number One.....	1		47		14	
Number One.....	6		856		1,158	
" Two.....	686		3,295		6,838	
" Three.....	494		864		947	
Rejected.....	552		285		437	
No Grade.....	76		242		313	
Number Two Mixed.....			161		230	
Number Three Mixed.....					2	
Condemned.....	9		18		18	
		1,824		5,768		9,957
Barley--						
Number One.....						
" Two.....	3		10		3	
" Three Extra.....	8		101		81	
" Three.....	89		704		887	
" Four.....	174		408		1,036	
Rejected.....	90		114		229	
No Grade.....	26		20		26	
Condemned.....					1	
		390		1,357		2,263
Flax Seed--						
Number One N. W. Manitoba ...	173		456		835	
Number One Manitoba.....	70		29		50	

7-8 EDWARD VII., A. 1908

No. 52.—STATEMENT showing the Number of Cars of Grain Inspected, &c.—*Concluded.*

	CROP YEAR 1905.	CROP YEAR 1906.	CROP YEAR 1907.	
	Cars.	Cars	Cars.	
Flax Seed— <i>Concluded.</i>				
Rejected.....	27	14	18	
No Grade.....	18	3	5	
Condemned.....		1		
	288	503		908
Speltz.....	2		1	
Rye--				
Number One.....		3	20	
Number Two.....		5	2	23
Totals.....	40,396	69,178		81,507
On C.P.R.....	32,238	55,680	62,740	
On C.N.R.....	8,158	13,498	18,767	

No. 53.—STATEMENT showing Quantity of each kind of Grain Shipped from Fort William and Port Arthur, for the Crop Years hereinafter enumerated.

Crop Year to August 31.	Wheat.	Oats.	Barley.	Flax.	Rye.	Totals.
	Bush.	Bush.	Bush.	Bush.	Bush.	Bush.
1900-01.....	6,468,511					6,468,511
1901-02.....	28,148,728	1,135,733	52,185	10,726		29,347,372
1902-03.....	41,487,536	1,619,487	322,377	115,446		43,544,846
1903-04.....	31,384,151	286,446	67,471	282,013		32,020,081
1904-05.....	29,669,107	767,933	265,002	271,296		30,973,338
1905-06.....	55,509,720	5,721,815	959,546	456,928		62,648,009
1906-07.....	54,849,649	12,744,736	1,839,177	753,307	9,010	70,195,879

## SESSIONAL PAPER No. 10

No. 54.—STATEMENT showing Shipments of Wheat and Destination of same for the Seasons of Navigation hereinafter enumerated, from the Ports of Fort William and Port Arthur.

Destination.	SEASON NAVIGATION 1907.		SEASON NAVIGATION 1906.		SEASON NAVIGATION 1905.	
	Canadian Vessels.	Foreign U.S. Vessels.	Canadian Vessels.	Foreign U.S. Vessels.	Canadian Vessels.	Foreign U.S. Vessels.
	Bush.	Bush.	Bush.	Bush.	Bush.	Bush.
Owen Sound.....			1,817,688		2,535,338	
Midland.....			3,527,309		2,417,468	
Depot Harbour.....			5,246,248		9,067,510	
Collingwood.....			690,618		489,788	
Sarnia.....			2,665,382		2,251,069	
Point Edward.....						
Meaford.....			1,468,085		596,913	
Goderich.....			1,431,824		2,010,634	
Port Colborne.....					135,213	
Port Stanley.....			125,200			
Thorold.....			730,678		171,073	
Kingston.....			10,221,396		1,003,772	
Montreal.....						
Sault Ste. Marie.....					6,623,010	
Port Huron, Mich.....			1,086,595	386,514	1,757,976	181,793
Buffalo.....			2,729,209	10,806,530	454,963	10,493,823
Erie.....			238,102	1,133,653	212,183	543,266
Chicago.....				71,307		
Detroit.....					37,000	
Ogdensburg.....						
Total bushels.....			31,978,334	12,398,004	29,763,910	11,218,882
			44,376,338		40,982,792	

No. 55.—STATEMENT showing Shipments of Grain by Vessels from Fort William and Port Arthur, Season of Navigation, 1907.

	WHEAT.		WHOLE SEASON OF NAVIGATION, 1907.			
	April 29, '07, to Aug. 31, '07.	Sept. 1, '07. to Dec. 12, '07.	Wheat.	Oats.	Barley.	Flax.
	Bush.	Bush.	Bush.	Bush.	Bush.	Bush.
Canadian Vessels.....	20,721,617					
U. S. Vessels.....	5,838,069					
Totals, Season 1907.....	26,559,686					
Season 1906, Canadian Vessels.....	14,732,444					
Season 1906, U.S. Vessels.....	4,483,628					
Totals, Season 1906.....	19,216,072					
Increase 1907 over..	7,343,614					

7-8 EDWARD VII., A. 1908

No. 56.—COMPARATIVE STATEMENT for the Whole of the Seasons of Navigation, 1906 and 1907, showing Shipments by Vessel from Fort William and Port Arthur.

	1906. APRIL 17 TO DECEMBER 12.			1907. APRIL 29 TO DECEMBER 12.		
	Canadian Ports.	Foreign Ports.	Totals.	Canadian Ports.	Foreign Ports.	Totals.
Canadian Vessels—	Bush.	Bush.	Bush.	Bush.	Bush.	Bush.
Wheat.....	27,924,429	4,053,905	31,978,335	.....	.....	.....
Oats .....	5,741,564	.....	5,741,564	.....	.....	.....
Barley.....	683,759	.....	683,759	.....	.....	.....
Flax.....	284,924	.....	284,924	.....	.....	.....
Foreign Vessels—						
Wheat.....	.....	12,398,003	12,398,003	.....	.....	.....
Oats.....	.....	.....	.....	.....	.....	.....
Flax.....	.....	97,130	97,130	.....	.....	.....

## RECAPITULATION.

	1906.	1907.	+ Increase – Decrease 1907 compared with 1906.
	Bushels.	Bushels.	Bushels.
Wheat.....	44,376,338	.....	.....
Other grain.....	6,807,377	.....	.....
Total. ....	51,183,715	.....	.....
Wheat to Canadian ports.....	27,924,429	.....	.....
Wheat to Foreign ports.....	16,451,909	.....	.....
Other grain to Canadian ports.....	6,710,247	.....	.....
Other grain to Foreign ports.....	97,130	.....	.....



## SESSIONAL PAPER No. 10

No. 57.—COMPARATIVE Statement showing Shipments of Grain by Vessels and the All-rail Route from Port William and Port Arthur, for the Crop Years ending August 31, 1900, 1901, 1902, 1903, 1904, 1905 and 1906).

	CROP YEAR, 1899-1900.			CROP YEAR, 1900-01.			CROP YEAR, 1901-02.			CROP YEAR, 1902-03.		
	Vessels.	Rail.	Totals.	Vessels.	Rail.	Totals.	Vessels.	Rail.	Totals.	Vessels.	Rail.	Totals.
Wheat—	Bush.	Bush.	Bush.	Bush.	Bush.	Bush.	Bush.	Bush.	Bush.	Bush.	Bush.	Bush.
Extra No. 1 Hard.....	4,751		4,751									
No. 1 Hard.....	12,246,474	1,506,554	13,747,028	1,137,392	57,240	1,194,632	5,168,691	114,430	5,283,121	16,529,726	798,183	17,327,909
No. 2 ".....	1,795,764	336,986	2,132,750	905,581	199,021	1,104,605	31,679		31,679			
No. 3 ".....	660,332	182,819	843,151	2,043,985	153,612	2,197,597	34,049		34,049			
No. 1 Northern.....	521,783	65,767	587,550	62,302	8,364	70,666	10,699,527	289,181	10,988,708	10,392,171	995,968	11,388,139
No. 2 ".....	31,984	5,176	40,160	2,359		2,359	9,488,246	310,352	9,798,598	4,558,469	508,349	5,066,818
No. 3 ".....	7,414	1,323	8,767	37,680		37,680	395,327	53,363	448,690	4,822,594	628,411	5,451,005
Sundry grades.....	815,017	170,622	985,639	1,601,923	259,049	1,860,972	1,362,685	291,198	1,563,883	2,123,896	129,769	2,253,665
Oats.....	16,086,582	2,263,247	18,349,829	5,791,222	677,289	6,468,511	27,180,204	968,524	28,148,728	38,426,856	3,060,680	41,487,536
Barley.....							596,844	538,889	1,135,733	1,311,613	307,874	1,619,487
Flax.....							16,152	36,033	52,185	251,769	70,608	322,377
Total grains.....	16,086,582	2,263,247	18,349,829	5,791,222	677,289	6,468,511	27,793,200	1,554,172	29,347,372	40,036,223	3,508,623	43,544,846

No. 57.—COMPARATIVE Statement showing Shipments of Grain by Vessels and the All-rail Route from Fort William and Port Arthur, &c.—*Concluded*.

	CROP YEAR, 1903-04.			CROP YEAR, 1904-05.			CROP YEAR, 1905-06.			CROP YEAR, 1906-07.		
	Vessels.	Rail.	Totals.	Vessels.	Rail.	Totals.	Vessels.	Rail.	Totals.	Vessels.	Rail.	Totals.
	Bush.	Bush.	Bush.	Bush.	Bush.	Bush.	Bush.	Bush.	Bush.	Bush.	Bush.	Bush.
Wheat—												
Extra No. 1 hard											*	*
No. 1 hard	510,018	25,976	535,994	147,472	11,375	158,847	657,711	9,586	667,297	*	*	*
No. 2 "												
No. 3 "												
No. 1 Northern	5,687,006	122,496	5,809,502	3,232,676	171,529	3,404,205	29,114,424	2,577,087	31,691,511			
No. 2 "	8,453,309	335,459	8,788,768	8,046,964	224,880	8,271,844	11,591,693	1,293,140	12,884,833			
No. 3 "	8,968,776	793,711	9,762,487	7,054,646	329,526	7,375,172	2,578,264	238,246	2,816,510			
Sundry grades.	4,933,516	1,553,884	6,487,400	9,253,113	1,295,926	10,459,039	5,685,175	1,764,394	7,449,569			
Oats	28,552,625	2,831,526	31,384,151	27,734,871	1,934,236	29,669,107	49,627,267	5,882,453	55,509,720	51,719,452	3,129,697	54,849,649
Barley	104,378	181,468	286,446	327,122	440,811	767,933	3,899,086	1,822,729	5,721,815	10,904,417	1,840,319	12,744,736
Flax	46,666	20,805	67,471	122,687	112,315	235,002	571,047	388,499	959,546	1,154,654	684,523	1,839,177
Rye	193,398	88,615	282,013	259,965	11,331	271,296	341,127	115,801	456,928	535,111	218,136	753,307
Total Grain	28,897,667	3,122,414	32,020,081	28,444,645	2,528,693	30,973,338	54,438,527	8,209,482	62,648,009	64,314,134	5,881,745	70,195,879

\* By 6 Edward VII., Chapter 18, Sec. 3, this grade was cancelled from July 13, 1906.

7-8 EDWARD VII., A. 1908

## SESSIONAL PAPER No. 10

No. 58.—COMPARATIVE Statement showing Shipments of Grain from Winnipeg and other points in the West, inspected at Winnipeg and billed to points in the East by the All-rail Route, for the Crop Years 1899-1900, 1900-1, 1901-2, 1902-3, 1903-4, 1904-5, 1905-6, 1906-7.

Crop Years ending August 31.	Wheat.	Oats.	Barley.	Flax.	Rye.
	Bush.	Bush.	Bush.	Bush.	Bush.
1900 .....	253,150	52,800	10,000	2,490	.....
1901.....	68,060	64,800	2,000	4,980	.....
1902. ....	1,327,790	1,449,600	103,000	45,900	.....
1903.....	1,644,000	406,500	116,400	263,000	.....
1904.....	552,300	171,000	7,200	20,000	.....
1905.....	1,523,550	781,500	93,600	9,000	.....
1906 ....	1,448,280	851,928	139,680	5,000	2,400
1907 .....					.....

7-3 EDWARD VII., A. 1908

No. 59.—STATEMENT showing the number of Vessels carrying Grain from Fort William and Port Arthur during season of Navigation, April 7 to December 12, 1906, with the name and capacity of each.

Canadian.		United States.	
	Name.		Capacity in Bushels.
SS.	Athabasca .....	SS. America .....	120,000
"	Alberta .....	" Amazonas .....	130,000
"	Algonquin .....	" Aurania .....	195,000
"	Ames, A. E. ....	" Brown, Harvey M. ....	145,000
"	Arabian .....	" Curry .....	225,000
"	Advance .....	" Carter, E. A. ....	315,000
Schr.	Burma .....	" City of Naples .....	105,000
SS.	Bickerdike .....	" Chili .....	150,000
"	*City of Montreal .....	" Dalton, H. G. ....	82,000
"	Cataract .....	" Gould, Geo. J. ....	110,000
"	Donnacona .....	" Hawgood, H. A. ....	355,000
"	Edmonton .....	" Hoover & Mason .....	325,000
"	Fairmount .....	" Hebard, Chas. S. ....	325,000
"	Glenellah .....	" Harlem .....	113,000
"	*Golspie .....	" Jupiter .....	185,000
"	Huronie .....	" Lewiston .....	104,000
Schr.	Hamilton .....	" Moravia .....	75,000
SS.	Haddington .....	" Mack, W. H. ....	196,000
"	Iroquois .....	" Moore, J. W. ....	104,000
"	India .....	" Madagascar .....	82,000
"	Ionic .....	" Matanzas .....	166,000
"	Leafield .....	" Mullen, Martin .....	240,000
"	*Monarch .....	" Mitchell, Sam. ....	107,000
"	Manitoba .....	" McWilliams, J. J. ....	160,000
"	Matthews, W. D. ....	" McLouth, S. E. ....	82,000
Schr.	Melrose .....	" Nye, Harold S. ....	205,000
SS.	Morley, W. B. ....	" Niagara .....	105,000
"	Midland King .....	" Nicol, J. M. ....	85,000
"	Midland Queen .....	" Oliver, H. W. ....	255,000
"	Neepawah .....	" Riddle, J. Q. ....	345,000
"	Newnmount .....	" Rhodes, Joshua W. ....	256,000
"	Neebing .....	" Russia .....	60,000
"	Ottawa .....	" Squires, F. B. ....	238,000
"	Plummer, J. H. ....	" Stanton, John .....	330,000
"	Pellatt, H. M. ....	" †Snyder, Wm. P. ....	380,000
Schr.	*Quebec .....	" Stearn, Abraham .....	340,000
SS.	Rosedale .....	" Smith, Monroe C. ....	220,000
"	Rosemount .....	" Sill, Henry S. ....	241,000
"	Shaughnessy, Sir T. ....	" Uganda .....	111,000
"	*Strathmore .....	" Viking .....	60,000
"	Strathcona .....	" Vulcan .....	110,000
"	Simla .....	" Wisconsin .....	240,000
Schr.	Selkirk .....	" Walsh, Jas. P. ....	311,000
SS.	Scottish Hero .....	" Wells, Fredk. B. ....	235,000
"	Saronie .....	" Western Star .....	236,003
"	Turret Cape .....	" Wallace .....	260,000
"	Turret Chief .....	" Yosemite .....	208,000
"	Turret Court .....	" Zimmerman, Eug. ....	309,000
"	Turret Crown .....		
"	*Theano .....	Total, 48 American .....	9,336,000
"	Tadousac .....	Total, 56 Canadian .....	4,757,000
Schr.	Ungava .....		
SS.	Wahcondah .....	Total, 104 .....	14,093,000
"	Westmount .....		
"	Wexford .....		
"	Winona .....		
Total, 56 .....			4,757,000

† The *William P. Snyder* loaded 380,262 50 bushels of wheat, the largest cargo of grain ever carried on Lake Superior.

\* Canadian vessels which have been wrecked during the season.

The transportation rate is:—

To Georgian Bay ports .....

3c. per bushel.

To Buffalo .....

3½c. "

## SESSIONAL PAPER No. 10

No. 60.—SUMMARY of Revenue accrued for Years ended June 30, 1904, 1905, 1906 and 1907 (9 mos.) from Inspection of Staples or General Inspection Branch.

	1904.	1905.	1906.	1907.
	\$ cts.	\$ cts.	\$ cts.	\$ cts.
Toronto—Grain inspection and samples sold.....	3,111 68	1,639 50	2,682 72	2,696 36
Montreal—Grain inspection and samples sold.....	4,599 20	4,838 95	3,261 65	1,865 95
Manitoba Inspection Division—Grain inspection and weighing, elevator, warehouse and other licenses, samples sold and vessel overtime.....	53,157 43	57,117 58	96,153 26	67,859 74
Toronto—Inspection of hay.....	28 20	11 80	4 00	40 30
Peterborough—Grain inspection.....		680 70	240 75	275 60
Kingston—Grain inspection and samples sold.....		369 07	256 82	176 80
Binder Twine—Fines and penalties.....	921 83	1,686 20	3,100 00	562 50
Culling timber.....	9,449 25	8,218 62	4,335 43	2,329 91
Casual revenue.....			50 60	1 20
	71,267 59	74,562 42	110,085 23	75,808 36

No. 61.—STATEMENT showing Fees chargeable under Statute for the Inspection of Staple Articles under the General Inspection and Grain Inspection Acts.

INSPECTION OF GRAIN.—Per car, 40 cents; in cargoes, 50 cents per 1,000 bushels; in sacks,  $\frac{1}{3}$  cents per cental.

WEIGHING OF GRAIN.—Per car, 25 cents; in cargoes, 30 cents per 1,000 bushels.

INSPECTION OF HAY.—Per ton, 20 cents.

## FLOUR AND MEAL.

(f.) For such inspection and branding or marking the person who <sup>\$2 for 100 brl.</sup> required the inspection thereof shall pay to the inspector for each and every barrel and half barrel of flour or meal so inspected and branded or marked the sum of two cents exclusive of the charge for cooperage, before such flour or meal is removed; and when any less quantity than one hundred barrels of flour or meal is offered for inspection at one time, the inspector shall be entitled to receive the full fees that would accrue to him on one hundred barrels.

(g.) As soon as any flour or meal is inspected, a bill of inspection shall be furnished by the inspector or deputy inspector with ut fee or reward, specifying neatly and legibly the quantity and quality ascertained by inspection, the gross weight of five per cent thereof, and the tare of one per cent thereof and the charges therefor, and the name of the mill at which the flour or meal was manufactured;

When the inspector in his judgment deems it necessary to strip or empty out the flour to find out if there is the proper weight of flour in any cask he shall be entitled to two cents for each barrel so stripped or emptied if it proves to be of short weight, in addition to the two cents per barrel for inspecting and branding.

Fee if required to empty the brl. 2 cts. per brl.



## POT AND PEARL ASHES.

For every 100 lbs.	Actual cost of every barrel furnished by the Inspector.	For each new head furnished.	Cooperage and repairs on each barrel.	For additional quantity necessary to fill any partly filled barrel when required.	For removing raw ashes or other trash from barrels.
20c.		25c.	18c.	25c.	25c.

## PICKLED FISH AND FISH OILS.

79. Every inspector or deputy inspector who inspects and brands or marks any cask or package of pickled fish or pickled fish in bulk, or smoked fish, or any fish oil in accordance with the provisions of this Act, shall be entitled to fees at the following rates, which shall be paid by the original owner or the person who employed him in the first instance, that is to say:—

1. For each tierce of salmon, salmon-trout or sea-trout, fifteen cents ;
2. For each half-tierce of salmon, salmon-trout or sea-trout, ten cents ;
3. For each barrel of salmon, salmon-trout or sea-trout, fifteen cents ;
4. For each half-barrel of salmon, salmon-trout or sea-trout, ten cents ;
5. For each barrel of mackerel, ten cents ;
6. For each half-barrel of mackerel, five cents ;
7. For each barrel of herring, seven cents ;
8. For each half barrel of herring, four cents ;
9. For each barrel of shad, ten cents ;
10. For each half barrel of shad, seven cents ;
11. For each barrel of whitefish, ten cents ;
12. For each half-barrel of whitefish, seven cents ;
13. For each barrel of pickled codfish, hake, haddock, or cat-fish, five cents ;
14. For each half-barrel of the same, three cents ;
15. For each quarter-barrel or kit of pickled fish, one and one-half cent ;
16. For each barrel of dry-salted codfish, hake, haddock, cat-fish, ling and pollock, five cents ;
17. For each half-barrel of the same, three cents ;
18. For each barrel of bass, ten cents ;
19. For each half-barrel of bass, seven cents ;
20. For each box of smoked herrings, one cent ;
21. For each half-box of smoked herrings, one-half cent ;
22. For each quarter-box of smoked herrings, one-quarter cent ;
23. For each barrel of cod tongues, cod sounds, halibut or eels, ten cents ;
24. For each half-barrel of the same, seven cents ;
25. For inspecting, gauging and branding each puncheon of oil, twenty cents ;
26. For inspecting, gauging and branding each hogshead of oil, fifteen cents ;
27. For inspecting, gauging and branding each tierce of oil, twenty cents ;
28. For inspecting, gauging and branding each barrel of oil, fifteen cents ;
29. For inspecting empty packages, one cent ;

2. The foregoing rates shall be calculated exclusive of salt, pickle, cooperage, storage and labour employed in washing, rinsing, cleaning, nailing, screwing or re-packing and pickling any fish ;

3. Provided always, that any person causing his fish or fish oil to be inspected, may employ, at his cost and charges, a cooper to attend upon and assist the inspector or deputy inspector in the performance of his duty,—in which case the inspector or

## SESSIONAL PAPER No. 10

deputy inspector shall not be allowed any charge for cooperage,—and the cooper so employed shall be governed and guided solely by the directions which he receives from the inspector or deputy inspector with respect to any fish or fish oil by him inspected, and not by any other person. 37 V., c. 45, s. 68 :—44 V., c. 22, s. 1 ;—48-49 V., c. 66, s. 16.

## BUTTER.

Inspecting, handling and storing for 10 days, each package.	Re-inspection, each package.	Extra cooperage and repairs not to exceed per package.	Storage per month after lapse of 10 days.	
			Per firkin.	Per keg.
10c.	7c.	5c.	2½c.	1½c.

## BEEF AND PORK.

Each brl.	Each half brl.	Each tierce.	Each half tierce.	Cooperage and repairs not to ex- ceed 15c. per package.
25c.	15c.	35c.	.....	.....

## LEATHER AND RAW HIDES.

Leather.	Hides.	
For each side or piece.	In lots under 100.	In lots over 100.
2c.	5c. for each hide.	4c. for each hide.

*Apples* and *Cheese* have never been inspected since being made subject to inspection. The fee for inspection of apples is 10 cts. per package. No fees are exacted for the inspection of *Binder Twine*, but penalties and fines are imposed for infractions of the Act.

The manner of putting up, sale and delivery of hay, straw, salt and the weight of the various cereals and vegetables are regulated by 1 Edward VII.—c. 26 and amendments.

7-8 EDWARD VII., A. 1908

## BOUNTIES.

No. 62.—STATEMENT showing the Bounties paid on Pig Iron, Puddled Iron Bars, Steel, Manufactures of Steel, Lead, Manila Fibre and Crude Petroleum during each fiscal Year, 1895 to 1907.

Year ended	Pig Iron.	Puddled Iron Bars.	Steel.	Manufactures of Steel.	Lead.	Manila Fibre in Binder Twine.	Crude Petroleum	Totals.
	\$	\$	\$	\$	\$	\$	\$	\$
June 30—								
1895.....	63,384							63,384
1896.....	104,105	5,611	59,499					169,215
1897.....	66,509	3,019	17,366					86,894
1898.....	165,654	7,706	67,454					240,814
1899.....	187,954	17,511	74,644		76,665			356,774
1900.....	238,296	10,121	64,360		43,335			356,112
1901.....	351,259	16,703	100,058		30,000			498,020
1902.....	693,108	20,550	77,431					791,089
1903.....	619,949	6,702	775,154		4,380			1,406,185
1904.....	533,982	11,669	347,990	15,321	195,627	25,452		1,130,041
1905.....	624,667	7,895	614,433	293,209	330,645	13,789	350,047	2,234,685
1906.....	687,632	5,875	941,000	369,832	90,196	15,079	291,157	2,400,771
March 31—								
1907 (9 mos.)..	385,231	312	575,259	338,999	1,995	13,595	266,553	1,581,944
	4,721,730	113,674	3,714,648	1,017,361	772,843	67,915	907,757	11,315,928

No. 63.—STATEMENT showing Total Bounties paid by Commodities during the fiscal Year ended March 31, 1907 (9 mos.)

	\$	cts.	\$	cts.
Pig iron.....	385,231	28		
Puddled iron bars.....		311 66		
Steel ingots.....	575,259	13		
Manufactures of steel.....	338,998	97		
			1,299,801	04
Lead.....			1,994	75
Binder twine (manila used in).....			13,595	49
Crude petroleum.....			266,553	08
			1,581,944	36

## SESSIONAL PAPER No. 10

No. 64.—STATEMENT showing Bounties paid to the various Iron and Steel Companies on Iron, Steel, &c., during the Fiscal Year ended March 31, 1907 (9 mos.)

Company.	Pig Iron.	Puddled Iron Bars.	Steel Ingots.	Manufac- tures of Steel.	Totals.
	\$ cts.	\$ cts.	\$ cts.	\$ cts.	\$ cts.
Algoma Steel Co., Ltd., Sault Ste-Marie, Ont.....	104,655 94		243,636 54		348,292 48
Dominion Iron and Steel Co., Ltd., Sydney, N.S.....	135,631 23		234,844 28	298,567 05	669,042 56
Nova Scotia Steel and Coal Co., Ltd., Sydney Mines, N.S. ....	29,006 54		46,557 84	18,146 51	93,710 89
Hamilton Steel and Iron Co., Ltd., Hamilton, Ont.....	53,741 90	311 66	50,220 47	21,404 22	125,678 25
Canada Iron Furnace Co., Midland, Ont.	23,353 24				
" " " Radnor Forges, Que.....	5,440 11				28,793 35
John McDougall & Co., Drummondville, Que .....	2,062 58				2,062 58
Deseronto Iron Co., Deseronto, Ont ..	2,598 75				2,598 75
Londonderry Iron and Mining Co., Londonderry, N.S.....	28,505 79				28,505 79
Montreal Rolling Mills, Montreal, Que. ....				881 19	881 19
Electric Reduction Co., Buckingham, Que.....	235 20				235 20
	385,231 28	311 66	575,250 13	338,998 97	1,299,801 04

7-8 EDWARD VII., A. 1908

No. 65.—STATEMENT showing Bounties paid to various Cordage Companies on Manila Fibre used in the Manufacture of Binder Twine during the Fiscal Year ended March 31, 1907 (9 mos.)

Company.	Pounds of Binder Twine Made.	Manila Fibre used.	Amount Paid.
	Lbs.	Lbs.	\$ cts.
The Canadian Cordage & Mfg. Co., Ltd., Peterboro', Ont ...	675,504	295,621	1,007 80
The Brantford Cordage Co., Ltd., Brantford, Ont.....	1,431,504	519,818	1,772 10
The Colonial Cordage Co., Ltd. Toronto, Ont.....	86,074	69,870	238 19
The Consumers Cordage Co., Ltd., Montreal, Quebec and Dartmouth, N.S.....	1,582,764	1,180,666	4,624 99
The Kingston Penitentiary Binder Twine Factory, Kings- ton, Ont.....	249,552	190,638	649 90
The Farmers Binder Twine Co., Ltd., Brantford, Ont.....	1,555,920	485,524	1,655 20
The Plymouth Cordage Co., Ltd., Welland, Ont.....	3,167,040	1,245,878	4,217 31
	8,748,358	3,988,015	13,595 49



## SESSIONAL PAPER No. 10

No. 66.—STATEMENT showing the rates of Bounties payable under Statute upon various articles for the Years ending December, 1907, 1908, 1909 and 1910.

	1907.	1908.	1909.	1910.
(a) Pig iron—Canadian.... *	\$ 2.10 per ton.	\$ 2.10 per ton.	\$ 1.70 per ton	\$ 0.90 per ton.
Foreign.....	1.10 "	1.10 "	0.70 "	0.40 "
(a) Puddled bars.....	1.65 "	1.65 "	1.05 "	0.60 "
(a) Steel ingots.....	1.65 "	1.65 "	1.05 "	0.60 "
Manufactures of steel, viz. :—				
Wire rods.....	6.00 "	6.00 "	6.00 "	6.00 "
* Electric process—				
(a) Pig.....			2.10 "	2.10 "
(a) Steel.....			1.65 "	1.65 "
Lead—				
(b) Smelted in Canada....	15.00 "	15.00 "	Expires June 30, 1908.....	
(d) Crude petroleum.....				
(c) Binder twine—Equal to export duty on Manila Fibre or 75 cents per 100 kilos. (1 kilo=2.204 lbs.)				
(e) Cordage—	"	"	"	"

(a) *Vide* Act 6-7. Edward VII, chap. 24.

(b) *Vide* Act 3. Edward VII, chap. 31.

(c) *Vide* Act 3. Edward VII, chap. 5.

(d) *Vide* Act 4. Edward VII, chap. 28.

(e) *Vide* Act 6. Edward VII, chap. 5.

\*Extended to December 31, 1912.

7-8 EDWARD VII., A. 1908

No. 67.—STATEMENT showing the Quantity of Excise Goods Manufactured and Entered each Fiscal Year, 1903 to 1907, inclusive, and of the Quantity

	1903.			1904.		
	Manufactured Quantity.	Entered for Consumption.	Revenue accrued.	Manufactured Quantity.	Entered for Consumption.	Revenue accrued.
			\$			\$
Spirits in proof galls. . . .	4,063,603	3,208,767	6,162,827	5,678,151	3,713,071	6,672,149
Malt liquor, St'd Galls. . .	25,755,154	25,752,697	9,485	27,335,985	27,334,233	9,039
Malt . . . . . Lbs. {	66,492,160	67,608,157	1,020,623	68,503,928	75,430,347	1,137,556
	*3,596,116			*4,158,218		
Cigars. . . . . No.	171,996,232	168,290,422	998,495	183,048,907	180,485,202	1,070,823
Tobacco. . . . . Lbs.	12,717,753	23,953,286	3,904,617	12,710,374	24,536,167	4,127,679
Cigarettes . . . . . No.	178,734,031	176,435,240		215,882,930	211,302,041	
Snuff. . . . . Lbs.	170,622	170,622		178,057	178,057	
Methylated spirits. . . . .			72,269			68,326
Petroleum. . . . .			6,128			2,701
Manufactures in bond. . . .			45,024			45,343
Seizures. . . . .			2,830			4,413
Other receipts . . . . .			40,094			56,889
Totals . . . . .			12,262,892			13,194,918

	1905.			1906.		
	Manufactured Quantity.	Entered for Consumption.	Revenue accrued.	Manufactured Quantity.	Entered for Consumption.	Revenue accrued.
			\$			\$
Spirits in proof galls. . . .	6,009,024	3,273,885	5,950,632	6,743,244	3,788,982	6,795,900
Malt liquor, St'd Galls. . .	30,330,070	30,330,070	9,124	33,250,637	33,250,637	10,003
Malt. . . . . Lbs. {	75,357,218	75,517,352	1,140,639	90,089,573	85,699,102	1,292,443
	*3,878,089			*3,470,197		
Cigars . . . . . No.	188,044,370	186,110,777	1,103,743	190,941,283	193,827,342	1,146,936
Tobacco. . . . . Lbs.	13,495,197	25,667,086	4,412,374	14,612,813	27,993,687	4,842,348
Cigarettes. . . . . No.	253,624,037	250,860,387		270,877,350	269,334,939	
Snuff. . . . . Lbs.	164,901	164,901		162,844	162,844	
Methylated spirits . . . . .			68,121			65,530
Acetic acid. . . . .			7,694			1,656
Manufactures in bond. . . .			51,142			56,115
Seizures. . . . .			2,352			3,501
Other receipts . . . . .			41,493			52,632
Totals . . . . .			12,787,314			14,267,064

\* Imported.

## SESSIONAL PAPER No. 10

for Consumption, the Revenue accrued thereon, and other Excise Revenue accrued in remaining in Warehouse at the end of each of the Years named.

		1907 (9 mos.)		
		Manufactured, Quantity.	Entered for Con- sumption.	Revenue accrued.
				\$
Spirits . . . . .	Pf. galls.	5,061,389	3,195,239	5,807,742
Malt liquor . . . . .	Std galls.	26,505,831	26,505,831	6,913
Malt . . . . .	Lbs.	79,682,511 *1,056,315	69,176,871	1,042,881
Cigars . . . . .	No.	154,462,182	154,253,260	912,758
Tobacco . . . . .	Lbs.	11,451,091	22,575,658	4,065,129
Cigarettes . . . . .	No.	266,903,460	266,377,710	
Snuff . . . . .	Lbs.	129,211	129,211	
Methylated spirits . . . . .				42,665
Acetic acid . . . . .				1,944
Manufactures in bond . . . . .				41,822
Seizures . . . . .				1,597
Other receipts . . . . .				49,367
Totals . . . . .				11,972,818

\* Imported.

## QUANTITY Remaining in Warehouse at end of each year.

	1903.	1904.	1905.	1906.	1907. (9 mos.)
Spirits . . . . .	Pf. galls.	10,785,088	12,323,941	14,514,164	17,034,420
Malt . . . . .	Lbs.	31,454,210	26,679,359	27,885,330	32,618,663
Cigars . . . . .	No.	24,760,130	26,937,230	28,719,685	25,341,265
Tobacco, cigarettes and snuff . . . . .	Lbs.	1,543,064	1,437,553	1,411,573	1,489,545
Methylated spirits . . . . .	Pf. galls.	4,269	4,723	3,178	4,782
					6,336

## CHINESE IMMIGRATION.

No. 68.—STATEMENT showing the TRANSACTIONS under the CHINESE IMMIGRATION ACTS to March 31, 1907.

The original Act went into force as respects arrivals by vessels sailing from ports in North America on August 20, 1885, and as respects arrivals by other vessels on January 1, 1886, *vide* 48–49 Victoria, chapter, 71.

The Act as it appears in the Revised Statutes, chapter 67 (1886) is slightly changed from the original. There have been since then two amendments thereto, viz. : as per 50–51 Victoria, chapter 35 (1887) and 55–56 Victoria, chapter 25, (1892).

These general Acts were repealed by the Act 63–64 Victoria, chapter 32, which came into force Jan. 1, 1901. There has been since then one amendment thereto, viz. : as per 2 Edward VII, chapter 5, (1902).

The Act 63–64 Victoria, chapter 32 (1900) and Act 2 Edward VII, chapter 5 (1902), are repealed by the Act 3 Edward VII., chapter 8 (1903), which came into force January 1, 1904.

The administration of the Act was by Order in Council of September 1, 1885, assigned to the Department of Customs and transferred to the Department of Trade and Commerce by Order in Council of March 13, 1893.

The annual revenue, expenditure, &c., has been as follows :—

YEARS ENDED.	IMMIGRANTS.		Total Collections from all sources.	Refunds.	Expenses of Collection.	Share of Capitation Fee paid to Provinces.
	Exempts.	Paying fees.				
	Number.	Number.	\$ cts.	\$ cts.	\$ cts.	\$ cts.
June 30—						
1886.....	1	211	11,693 00	450 00	1,629 26	2,525 00
1887.....	.....	124	7,424 50	.....	2,123 81	1,450 00
1888.....	.....	290	15,694 50	.....	2,041 22	3,587 50
1889.....	112	782	40,808 00	250 00	2,104 25	9,600 00
1890.....	97	1,069	56,258 00	300 00	1,634 99	13,250 00
1891.....	12	2,114	107,785 50	300 00	1,760 79	26,275 00
1892.....	6	3,272	166,502 00	550 00	1,980 36	40,662 50
1893.....	14	2,244	113,491 00	2,100 00	2,534 83	27,387 50
1894.....	22	2,087	105,021 50	500 00	3,469 80	25,437 50
1895.....	22	1,440	72,475 00	550 00	3,287 50	17,200 00
1896.....	24	1,762	88,800 50	950 00	2,873 78	21,312 50
1897.....	24	2,447	123,119 50	1,250 00	2,959 19	29,900 00
1898.....	17	2,175	109,754 00	1,250 00	2,954 57	26,400 00
1899.....	17	4,385	220,309 50	950 00	3,072 89	53,262 50
1900.....	26	4,231	215,102 00	4,950 00	3,195 00	55,462 50
1901.....	26	2,518	178,704 00	3,850 00	3,495 00	43,500 00
1902.....	62	3,525	364,972 00	1,700 00	3,555 81	87,687 50
1903.....	84	5,245	526,744 00	1,600 00	4,099 99	261,450 00
1904.....	128	4,719	474,420 00	2,400 00	4,193 26	*231,000 00
1905.....	69	8	6,080 00	10,000 00	2,926 78	.....
1906.....	146	22	13,521 00	2,300 00	3,154 43	.....
March 31—						
1907 (9 mos.).....	200	91	48,094 00	5,000 00	2,414 53	.....
Totals.....	1,109	44,761	3,066,773 50	41,200 00	61,462 04	977,350 00

\*Balance held for subsequent refund.

During the same period 25,650 Chinese have taken out certificates of leave or registered for leave up to March 31, 1907, while a very large number have left the country without so registering, having no intention of returning, so that, for this latter reason, the exact number remaining in the country is uncertain.

SESSIONAL PAPER No. 10

## CANADIAN TRADE COMMISSIONER SERVICE.

No. 69.—LIST of Canadian Trade Commissioners and Commercial Agents with location and date of appointment.

## TRADE COMMISSIONERS.

Name.	Location.	Date of Appointment.
Arnaud, E. D . . . . .	St. John's, Newfoundland . . . . .	March 13, 1905
Ball, P. B. . . . .	Birmingham, England . . . . .	February 1, 1903
Donly, A. W. . . . .	Mexico, Mex. . . . .	January 1, 1905
Jackson, J. B. . . . .	Leeds and Hull, England. . . . .	Nov. 1, 1903
Larke, J. S. . . . .	Sydney, Australia . . . . .	August 25, 1894
MacKinnon, W. A. . . . .	Bristol, England . . . . .	July 15, 1904
MacLean, Alex. . . . .	Yokohama, Japan . . . . .	March 1. 1904
MacNamara, P. B. . . . .	Manchester, England . . . . .	Nov. 1, 1903
Poindron, A. F. A . . . .	Paris, France . . . . .	August 29, 1902
Ross, D. H. . . . .	Melbourne, Australia . . . . .	March 7, 1903
Preston, W. T. R. . . . .	China, Japan and Corea . . . . .	August 31, 1906

## COMMERCIAL AGENTS.

Bryson, R. . . . .	Antigua, B.W.I . . . . .	January 1, 1896
Craig, H. G. . . . .	Shanghai, China . . . . .	June 15, 1906
Haggart, E. A. H . . . .	Jamaica, B.W.I . . . . .	Nov. 1, 1907
Horsford, S. L. . . . .	St. Kitts, B.W.I . . . . .	March 3, 1892
Sontum, C. E. . . . .	Christiania, Norway . . . . .	May 10, 1893
Tripp, Edgar . . . . .	Trinidad, B.W.I. . . . .	March 3, 1892



7-8 EDWARD VII., A. 1908


No. 70.—STATEMENT of Expenditure of the Department of Trade and Commerce for the Fiscal Year ended March 31, 1907 (9 mos.)

Services.	Amount paid.	Totals.
<i>Departmental.</i>	§ cts.	§ cts.
Civil Government—Salaries.....	16,904 14	
" Contingencies.....	6,678 56	23,582 70
<i>Chinese Immigration.</i>		
Salaries.....	2,340 00	
Contingencies.....	74 53	2,414 53
Chinese Refunds .....	5,000 00	5,000 00
<i>Culling Timber.</i>		
Salaries (staff).....	3,150 00	
" (cullers).....	3,300 00	
Annuities.....	2,366 68	
Contingencies.....	1,005 59	9,822 27
<i>Inspection of Staples.</i>		
Salaries.....	48,812 51	
Wages and contingencies.....	39,719 01	88,531 52
<i>Miscellaneous.</i>		
Commercial Agencies.....	45,205 83	
International Customs Bureau.....	600 00	
Bounty on pig iron.....	385,231 28	
" puddled bars .....	311 66	
" steel ingots .....	575,259 13	
" articles manufactured from steel.....	338,998 97	
" binder twine.....	13,595 49	
" lead.....	1,994 75	
" crude petroleum.....	266,553 08	
Expenses <i>re</i> bounties.....	4,314 63	
Royal Commission on Grain Trade.....	10,000 00	1,642,064 82
Carried forward .....		1,771,415 84

## SESSIONAL PAPER No. 10

No 70.—STATEMENT of Expenditure of the Department of Trade and Commerce for the Fiscal Year ended March 31, 1907 (9 mos.)

Service.	Amount.	Totals.
<i>Mail Subsidies and Steamship Subventions.</i>	\$ cts.	\$ cts.
Brought forward.....		1,771,415 84
Canada and Great Britain.....	373,916 53	
Canada and South Africa.....	97,333 33	
Canada and Australia.....	135,382 00	
Canada and Mexico.....	40,418 65	
Canada and New Zealand.....	31,146 64	
Canada and Manchester.....	26,250 00	
St. John and Glasgow.....	13,500 00	
St. John, Dublin and Belfast.....	5,250 00	
St. John, Halifax and London.....	33,756 00	
St. John and Digby.....	9,375 00	
St. John, Digby and Clementsport.....	1,125 00	
St. John, Digby, Annapolis, &c.....	1,125 00	
St. John, Halifax and Yarmouth.....	7,500 00	
St. John and Minas Basin.....	3,000 00	
St. John, Minas and Cumberland Basins.....		
St. John and Westport.....	1,125 00	
St. John, Halifax and South America.....	48,011 54	
Halifax and Jamaica.....	10,350 00	
Halifax, St. John's, Newfoundland and Liverpool.....	15,000 00	
Halifax and Newfoundland.....	2,000 00	
Halifax and Canso.....	3,000 00	
Magdalen Islands and Mainland.....	15,000 00	
Grand Manan.....	3,750 00	
P. E. Island.....	12,500 00	
P. E. Island, Cape Breton and Newfoundland.....		
P. E. Island and Great Britain.....		
Quebec and Gaspé.....	8,500 00	
Quebec, Natashquan and Blanc Sablon.....	20,000 00	
Quebec and Isle of Orleans.....	500 00	
Pictou, Murray Harbour and Montague Bridge.....	800 00	
Pictou and Cheticamp.....		
Pt. Mulgrave, St. Peters, &c.....	6,000 00	
Pt. Mulgrave, Canso, Guysboro', &c.....	7,929 24	
Petit de Grat and Mulgrave.....	2,250 00	
Baddeck, Grand Narrows, &c.....	4,575 00	
Gaspé, Dalhousie and Campbellton.....	15,000 00	
Paspébiac and Gaspé.....		
Sydney and Whycocomagh.....	1,000 00	
Sydney and Bay St. Lawrence ports.....	1,500 00	
St. Stephen, St. Croix, &c.....	3,000 00	
St. Catharines Bay and Tadoussac.....	2,500 00	
Annapolis and Hull, England.....		
Victoria, Vancouver and Skagway.....	9,375 00	
Victoria and Vancouver Island, (West Coast).....	3,750 00	
Victoria and San Francisco.....	2,250 00	
Port Essington and Queen Charlotte Islands.....		
Peticodiac River.....	1,500 00	
Newcastle, Neguac and Escomminac, Mirimichi River.....	2,625 00	
Pelee Island and Mainland.....	1,375 00	
Schooner Service, Lower St. Lawrence.....	1,000 00	
	985,237 93	
<i>Under Special Statute.</i>		
Canada, China and Japan.....	54,750 00	
Canada and France.....	88,888 80	1,128,876 73
Total expenditure.....		2,900,292 57



# INDEX

TO STATEMENTS Nos. 11 TO 18.

*See also 'Table of Contents.'*

A	PAGE.
Absinthe .....	138
Acetate of lead .....	108
Acetic acid .....	48
Acids .....	48, 50, 170
Aconite root .....	52
Adhesive felt .....	60
Additional duties, post entries, &c. ....	166
Advertising—Pamphlets of all kinds .....	34
Adzes .....	104
African teak .....	156
Agricultural implements .....	86, 174, 196, 218, 291, 486
“ “ parts of .....	86
“ products .....	28, 168
Air compressors .....	94
Alabaster, ornaments of .....	58
Albumen, blood .....	50
Albumenized paper .....	126
Albums .....	124
Alcohol and alcoholic liquors—all kinds .....	138
Ale, beer and porter .....	28, 168, 182, 228, 312
“ ginger .....	28
Alizarine .....	50, 188
Alkanet, crude .....	52
Alligator leather .....	80
Almanacs .....	34
Almonds .....	68
Alum .....	50
“ cake .....	50
Alumina, sulphate of .....	50
Aluminum, aluminium, &c. ....	110
“ acetate of .....	54
Amber .....	58
“ gum .....	52
Amaranth .....	154
Amber, ornaments of .....	58
Ambergris .....	62
Ammoniac, sal. ....	54
Ammonia, aromatic, spirits of .....	140
“ nitrate of .....	50
“ sulphate of .....	50
Ammunition .....	74
Amyl .....	138
Anatomical preparations .....	162
Anchors .....	86
Anchovies .....	64
Angles, iron .....	92
Angostura .....	138
Aniline and manufactures of .....	50
Animals, living .....	28, 168, 182, 214, 228, 272, 312-313, 446-449
Animal manures .....	60
Animals, products of .....	28, 168
Aniseed .....	134
Anise-star .....	134
Annato and annato seed .....	50, 134
Anodes, nickel .....	114
Anodynes .....	56

A	PAGE.
Antimony .....	50, 110
“ salts .....	50
Anthracite coal .....	42, 186
Antiseptic surgical dressing .....	50
Anvils .....	86
Apparel of subjects dying abroad .....	162
Apple trees .....	128
Apples, dried and green .....	68, 171, 172, 218, 286, 464
“ pine .....	70
Arabic, gum .....	52
Archill, extract of .....	54
Argentine Republic, imports and exports (See Table of Contents) .....	
Argol, not refined .....	50
Arms, fire .....	102
Army, articles for .....	162, 212, 313
Aromatic seed, &c. ....	134
Arrack or palm spirit .....	138
Arrowroot .....	34, 229
Arsenic .....	50, 110, 170
Arseniate of aniline .....	50
Arsenous oxide .....	50
Articles for A. A. Telegraph Co. ....	164
Articles for Consuls General, Dominion Government, Governor General, and miscellaneous articles, not enumerated .....	162, 212, 314
Articles for the use of Army and Navy .....	162, 212, 313
Artificial limbs .....	28
“ teeth .....	146
Asbestos and manufactures of .....	110, 174, 220, 294, 399
Ash handles .....	152
Ash timber .....	156, 179
Ashes, pot, pearl and soda .....	28, 168, 273, 424
Ashes, Pot and Pearl, inspection of (See Table of Contents) .....	
Asphaltum and asphalt .....	28, 182, 228
Astrachan furs and skins .....	70
Astronomical globes .....	32
Attachments, binding .....	86
Augers, steel for manuf. of .....	102
Australian Commonwealth, imports and exports (See Table of Contents) .....	
Australian gum .....	52
Automobiles .....	40
Axes .....	101
Axle-grease .....	74
Axles .....	86
“ spring, bars, blanks .....	86, 100

## B

Babbit metal .....	110
Bacon .....	132, 176, 204, 222, 298, 455
Bacteriological products .....	50
Badges .....	130
Bags, cotton, N.E.S. ....	46

B	PAGE.
Bags, cotton, seamless .....	46
“ paper, printed or not .....	126
“ of hemp, &c. ....	66
“ which contained cement. ....	28
Bagatelle tables. ....	28
Bait-fish .....	64, 170
Baking powder .....	28, 182, 228, 314
Balances .....	98
Balls, glass .....	72
Balsam .....	30, 52, 168
Bamboo-reeds .....	150
“ unmanufactured .....	150
Bananas .....	68
Bandages, suspensory .....	30
Bands, hatters' .....	78
Band iron .....	88, 90
Bank notes .....	30
Barberry gum .....	52
Barrels .....	152, 180
Barks .....	52, 150, 303, 425
Bark, extract of .....	52
“ hemlock, &c. ....	150
“ “ extract of .....	52, 216
“ for tanning .....	150, 179, 303, 425
Barley .....	34, 169, 214, 274, 466
“ pot, pearl, &c. ....	34
Bars, aluminium .....	110
Bars, brass and copper .....	82, 84, 196
Bars, iron .....	86, 196
“ lead .....	108
“ railway .....	96, 98, 198
“ tin .....	110, 200
Baskets .....	30
Barytes .....	110, 174
Basswood .....	156, 179
Bathbrick .....	36
Battens .....	156, 179
Batteries, electric, &c. ....	58
Batting, cotton .....	46
Batts, cotton .....	46
Bayonets .....	102
Bay rum .....	128
Bead ornaments .....	58
Beams, rolled, for ships .....	92
“ weighing .....	98
Beans .....	34, 52, 169, 214, 274, 467
“ baked, in cans .....	148
“ cocoa .....	42, 326-327
“ locust .....	34
“ nux vomica .....	50
“ seed .....	134
“ Tonquin .....	50
“ vanilla .....	50
Beaver, silk or felt hats .....	78, 194
Bed comforters .....	158
“ quilts .....	46
Beef .....	132, 176, 204, 222, 456
“ salted in barrels .....	132, 204
“ fluid, extract of .....	132
Beer .....	28, 168, 182, 228, 312
Bees .....	30
Beeswax .....	150
Beet and mangold seed .....	134
Belgium, imports and exports ( <i>see</i> Table of Contents).	
Bells .....	30
Belts, surgical .....	30
“ N.E.S. ....	30
Belting, cotton .....	46
“ rubber .....	76
“ leather .....	80
Berries for dyeing .....	50
Bibles .....	30
Bicarbonate of potash, or saleratus .....	54
“ soda .....	54

B	PAGE.
Bichloride of tin .....	50
Bichromate of potash .....	54
“ soda .....	56, 188
Bicycles .....	40, 169, 184, 286, 323, 487
Bicycles, parts of .....	40
Billets, hickory .....	152
“ iron .....	90, 198
“ steel .....	90, 198
Billiard tables .....	30
Bills, advertising .....	34
“ of exchange, forms of .....	30
Binarsenate of sodium .....	56
Binder twine .....	44
Bindings, hatters' .....	78
Birch timber .....	156, 179, 224, 439
Bird cages .....	110
Bird skins .....	164
Biscuits and bread .....	34, 168
Bituminous coal .....	42, 186, 216
Bituminous substances .....	112
Bismuth .....	110
Bitters, alcoholic .....	138
Blackberries .....	68
Blacking, shoe .....	32
Blacklead .....	110
Blanc fixe or satin white .....	124
Blankets .....	158
Blanketing and lapping .....	110
Blanks, knife .....	104
“ nut-bolt and hinge .....	90
Blast furnace slag .....	164
Blinds .....	30, 126, 150, 180, 226, 308, 513
Blocks, aluminum .....	110
“ lead .....	108
“ tin .....	110, 200
“ zinc .....	110
“ gun, last, oar, wagon .....	152
Blooms .....	90, 198
Blouses, cotton and linen .....	46, 66
“ silk .....	134
“ woollen .....	158
Blueing, laundry .....	30
Blueberries .....	70
Board, card, Bristol and paste .....	126
“ felt, for gun wads .....	164
“ leather, mill and straw .....	126
Boards, sawn, not shaped .....	154, 179, 210, 224, 304, 433
Boats .....	30
Boilers .....	88, 196
Boiler tubes .....	106
Bolts, brass or copper .....	82, 84, 196
Bolts, iron or steel .....	90
“ stave and shingle .....	152, 179, 307
Bolsters .....	30
Bolting cloth .....	134
Bonds .....	30
Bone black .....	60
Bones, crude .....	30, 168
Bone-ash .....	60
Bone-dust .....	60
Bone pitch .....	30
Bone, manufactures of, fancy .....	60
“ “ N.E.S. ....	30
Bonnets .....	78, 194, 274
Books, pamphlets, maps, &c. ....	30-34, 168, 182, 214, 229, 274, 315, 486
“ prayer .....	30
Book-binding cloth .....	46
Bookbinders' tools, &c. ....	94
Boots, India-rubber and gutta-percha .....	76
Boots and shoes, leather .....	80, 173, 194, 289, 498
“ N.E.S. ....	34
“ wire for .....	116
Boot, shoe and stay laces .....	34, 316
Boracic acid .....	48



## SESSIONAL PAPER No. 10

B		C	
	PAGE.		PAGE.
Borax .....	50	Cabinet furniture or household .....	152, 210, 226, 308, 513
Botanical specimens .....	164	Cabinets of antiquities, coins or medals .....	164
Bottles, glass .....	72, 192	Cabinetmakers' hardware and tools .....	88, 192
Bowls, steel .....	88	Cages, bird .....	110
Boxes, fancy .....	58	"    rat and squirrel .....	110
"    hat ( <i>see</i> trunks, valises, &c.) .....	148	Cake, alum .....	50
Boxwood .....	154	"    oil, cotton seed and palm nut .....	120, 366
Brads .....	88	Calendars, advertising .....	34, 182
Braces .....	34, 316	Calfskins, dressed .....	80, 194
Bracelets .....	58, 190	Calumba root .....	52
Braids .....	58, 190	Cambric .....	48, 186
"    hair .....	76	Camphor .....	52
Bran .....	36, 169, 184, 214, 462	Camwood .....	50
Brandy and imitations of .....	138, 177, 208	Canada plates .....	90, 198
Brass caps for use in mfr. electric batteries .....	82	Candles .....	38, 169, 232, 322
"    and manufactures of .....	82, 196, 247, 355	Candy, sugar .....	144
"    in strips for printers rules .....	82	Cane, split .....	158
Brazil nuts .....	68	Canes, all kinds, N.E.S. .....	154
Brazil, imports and exports. ( <i>See</i> Table of Contents.)		Canned meats .....	132, 172, 298, 457
Brass band instruments .....	116	Canoes .....	30
Breadstuffs .....	34-36, 168-169, 182-184, 214, 229-230, 274-279, 317	Canvas .....	66, 186
Bread, unleavened, for religious purposes .....	34	Caoutchouc .....	76
Brick and tiles .....	36, 169, 184, 230, 318	Caplins, unfinished leghorn hats .....	78
Bridges, iron .....	90	Caps, N.E.S. .....	78, 173, 191, 244, 349
Brilliant, cotton .....	48, 186	"    fur .....	70
Brim moulds .....	38	"    for umbrellas .....	114
Brimstone .....	50	"    iron and nickel, for whips .....	150
Bristles .....	38, 184, 231, 319	"    percussion .....	74
Britannia metal, pig and bar .....	110	Caraway .....	134
"    manufactures of .....	110	Carbolic oil .....	118
British Africa, imports and exports ( <i>See</i> Tables of Contents).		Carbons and carbon points .....	58
British East Indies, imports and exports ( <i>See</i> Table of Contents)		Carboys .....	72, 192
British Guiana, imports and exports ( <i>See</i> Table of Contents).		Cardboard in sheets or cut .....	126
British gum .....	38, 319	Cards, pictorial show, printed, stamped, &c. ....	30, 34
"    West Indies, imports and exports ( <i>See</i> Table of Contents).		Cards, playing .....	126
Brocade, bronze powders and gold liquid paint .....	124	Card clothing, machine .....	82
Bromine .....	50	Cardamon seeds .....	134
Bronze metal .....	110	Carpet bags .....	148, 268
"    "    hosphor. ....	110	Carpeting, hemp and jute .....	66, 190
"    statuettes .....	112	Carpet linings .....	66
Brooms and brushes .....	38, 184, 231, 320	Carpets .....	38, 160-162, 212, 322
Br on corn .....	38, 181, 231, 320	Carpet-sweepers .....	38
Brussels carpets .....	160, 212	Carriages .....	40, 169, 184, 216, 232, 279, 280, 323, 487, 488
Brushes .....	38, 184, 231, 320	Carrot seed .....	134
Buckles, iron or steel .....	112	Cars, railway .....	40, 184
"    clasps, steel for .....	100	Cartridges, gun, rifle, &c. ....	74
Buckram .....	78	"    and cartridge cases .....	74
Buckthorn fencing, steel for .....	106	Carts .....	40, 169, 184, 216, 279, 280, 488
Buckwheat .....	36, 169, 214, 275, 468	Cart or wagon skeins or boxes .....	86
"    flour or meal .....	36	Cases, for jewels, silverware, &c. ....	58
Buggies .....	40, 180	"    cartridge .....	74
Building brick .....	36	"    ornamental .....	58
Building plans .....	122, 204, 255	Cash registers .....	40, 323
"    stone .....	142, 177	Caskets .....	152
Builders' hardware .....	88, 196	Casket gimp and fringes embroidered .....	58
Bulbs, electric light .....	70	Cassimeres .....	158
"    flower .....	128	Cast-iron pipes .....	86, 196
Bullets, lead .....	108	"    scrap iron .....	92, 198
Bullion .....	166, 181, 212, 226, 271, 311, 401, 519	Ca-tile soap .....	136
"    fringe .....	38	Castings, all kinds .....	86, 96, 174, 218, -94
Burgundy pitch .....	50	Castor oil .....	120
Burrs, brass and copper .....	82, 84	Cast as models .....	164
Burr stones .....	142	Catalogues .....	34
Bur-hes .....	130	Cat-gut .....	76
Butternut lumber .....	156, 179	"    strings .....	76
Butter .....	130, 176, 204, 220, 297, 451	Catsups .....	128, 257
Butts and things, N.E.S. ....	86	Cattle .....	28, 168, 182, 214, 272, 447
Butts, jute .....	66	Caustic, potash .....	54
Buttons .....	38, 169, 231, 321	Cedar logs and posts .....	156, 179
		"    red .....	156
		"    Spanish .....	156
		Celluloids of books, &c. ....	114
		Celluloid .....	40
		Celluloid and manufactures of .....	40

C	PAGE.
Cement.....	40, 169, 184, 233, 324, 500
Cement, copper.....	84
Central Am. States, imports and exports. (See Table of Contents).	
Cereal foods.....	34, 168, 182, 278
Chains, iron or steel and cable chains.....	88, 92, 102
"    of hair.....	76
Chalk and chalk stone.....	142
Chamois skins.....	80
Champagne.....	140
Chandeliers.....	112
Channels, iron.....	98
Charcoal.....	42, 170, 280
Charts.....	32
Cheques.....	30
Cheese.....	130, 176, 204, 222, 297, 452
Chemicals.....	48-56, 170, 188, 216, 236, 282, 332, 333, 491-492
Cherries.....	68
Cherry lumber.....	156, 210
"    trees.....	130
Chessmen, draughts, &c.....	60
Chestnut lumber.....	156, 210
Chicory.....	44, 233, 327
Chicle, crude.....	52
Chile, imports and exports (See Table of Contents).	
Chimney lining.....	36
Chimneys, glass lamp.....	72, 192
China, imports and exports (See Table of Contents).	
"    clay.....	36
"    stone.....	142
"    ware.....	56, 188, 237, 333
Chinese Immigration Act, Statement of (See Table of Contents).	
Chlorate of potash.....	54
"    soda.....	56
Chloride of aluminum.....	50
"    lime.....	52
Chocolate.....	42, 186, 326
Chloroform.....	56
Chromic iron.....	92
Chrome steel.....	102
Chromos.....	32, 122
Chromotypes.....	32, 122
Chronometers.....	42
Church vestments.....	42
Churns, wood.....	154
"    earthenware.....	58
Cider.....	42, 169
Cigars and cigarettes.....	146, 178, 208
"    excise (See Table of Contents).	
Cinders.....	42, 170, 280
Circus menagerie.....	164
Citron peel.....	70
Clapboards.....	156
Clasps for purses, &c.....	112
Clay.....	36, 169, 184, 230, 318
Cliff stone.....	142
Cloaks, fur.....	70
Clocks.....	42, 186, 233, 325
"    springs, &c.....	42
Cloths, woollen.....	160, 210
"    not rubbered, &c.....	42
"    bolting.....	134
"    hair.....	76
"    jute, for bags.....	66, 190
"    mohair.....	38
"    book-binding.....	46
"    woollen.....	160
Clothes-wringers.....	42
Clothing, cotton, N.E.S.....	46
Clothing, exports, all kinds.....	42, 169
"    horse, shaped.....	66

C	PAGE.
Clothing, linen, N.E.S.....	66
"    India-rubber.....	76, 194
"    silk.....	136, 206
"    woollen.....	160, 212
"    donations of, for charitable pur- poses.....	164
"    for Army and Navy, &c.....	162
Clothing and wearing apparel.....	42, 160, 212, 488
Clover seed.....	134, 177, 222, 299, 481
Coal.....	42, 170, 186, 216, 233, 280
"    crude.....	325, 403
"    and products of, N.E.S.....	118
"    fixtures.....	112
Coasting trade, tonnage of vessels employed in (See Table of Contents).	
Coats, fur.....	70
Coatings.....	153, 210
Coat linings.....	160
Cobalt.....	114
Cochineal.....	52
Cocoa-nuts.....	42
"    and preparations of.....	42, 186, 233, 326
Cocoa, matting and mats.....	38
Cocoa-nut oil.....	120, 202
Cocoboral.....	154
Codfish.....	62, 171, 190, 216, 282, 412
Cod oil, N.E.S.....	118, 175, 422
Cod liver oil.....	118
Coffee.....	44, 170, 186, 233, 327
"    condensed.....	44
Coffins.....	152
Coin, gold and silver.....	166, 181, 212, 226, 271, 311
"    cabinets of.....	401, 519
Coir and coir yarn.....	44
Coke.....	42, 170, 186, 233, 325
Collars, lace.....	60, 190
"    and cuffs, linen or cotton, xylonite.....	44, 234, 323
Collar cloth, union.....	126
Collections of antiquities, coins, &c.....	164
Colours.....	124, 176, 204, 256, 270
Cologne water.....	123
Combs.....	44, 235, 329
Comforters, bed, cotton and woollen.....	158
Commercial blank forms.....	30
Commons, House of, articles for.....	162, 212, 314
Communion plate.....	44
Compasses.....	42
Composition ornaments.....	58
"    metal.....	112
Compressors.....	94
Condensed milk.....	116
Confectionery.....	144, 265
"    labels for.....	32
Consuls General, articles for.....	162
Copal gum.....	52
Copper and manufactures of.....	84, 173, 196,
"    "    218, 248, 290, 356, 404	
"    matte.....	84
"    precipitate of.....	54
"    in strips, sheets, &c.....	84
"    sulphate of.....	56
Copperas.....	56
Cord, gut.....	76
Cords, cotton.....	48
"    fancy.....	58, 190
"    hair.....	76
Cordage and twine and manufactures of.....	44,
"    "    170, 186, 216, 235, 281, 329, 489	
Cordials.....	138
Cordovan leather.....	80
Coriander seed.....	134
Corks and cork wood and bark.....	150, 158

## SESSIONAL PAPER No. 10

C	PAGE.
Cork matting.....	120
Corn, canned.....	148
“ Indian.....36, 169, 184, 214, 275	36
“ cracked, dried, &c.....	36, 169, 184
“ meal.....	142
“ starch.....	144
“ syrup.....	94
Cornish and belted rolls.....	142
Cornwall stones.....	46
Corset clasps, steel, and steel wire, and steel for.....	46
Corsets.....	46
Costumes and scenery, theatrical.....	132
Cottolene.....	46-48, 170, 186-188,
Cotton and manufactures of.....216, 235, 281, 330, 459	132, 176, 206, 299, 376
Cotton rags.....	120
Cotton-seed cake meal.....	120, 262
Cotton-seed oil.....	46
Cotton warp.....	48, 170, 186, 490
“ waste.....	48
“ wool.....	46
Coutilles for corset-makers.....	68
Cranberries.....	94
Cranes.....	48, 235
Crape.....	58, 188
C. C. or cream-coloured ware.....	38
Cream, sizing.....	52, 188
Cream of tartar, in crystals.....	154
Creosoted lumber.....	100
Crinoline, steel wire for.....	56
Crocks, earthenware.....	88
Crossings for railways.....	104
Crowbars.....	48
Crucibles, clay or plumbago.....	98
Crucible sheet steel.....	94
Crushers, rock, ore and grain.....	110
Crystals, tin.....	54
Cuba, imports and exports. (See Table of Contents).....	44, 328
Cudbear, extract of.....	86
Cuffs, linen, or cotton, &c.....	134
Culling of lumber. (See Table of Contents).....	82
Cultivators.....	130
Cumin seed.....	48
Cups, brass.....	130
“ won as prizes.....	130
Curling stones.....	130
Currant bushes.....	68, 192
Currants, dried.....	140
Currant wine.....	88, 196
Curry combs.....	48, 188, 236, 331
Curtains.....	56
Cutch.....	100
Cutlery, steel for.....	102
Cutlery, N.E.S.....	40
Cutters and sleighs.....	94
“ paper.....	50
Cyanogen.....	48
Cyclometers.....	

## D

Damaged goods.....	164
“ grain, flour and meal.....	36
Damar, gum.....	52
Damask of cotton.....	46
“ of linen or of cotton and linen.....	46, 66, 190
Danish West Indies, imports and exports. (See Table of Contents).....	68
Dates.....	156, 179, 224, 304, 430
Deals and deal ends.....	72, 192
Decanters.....	74
Degras.....	72, 192
Demijohns, glass.....	

## D

Demijohns, earthenware.....	56
Denmark, imports and exports. (See Table of Contents).....	104
Dental instruments.....	94
Derricks.....	58
Desks, writing.....	130, 204
Diamonds.....	130, 204
“ black.....	130, 204
“ drills.....	130
“ dust.....	48
“ unset.....	66
Diapers, cotton.....	60
“ linen.....	86
Dice, bone or ivory.....	86
Diggers, post hole.....	52
“ potato.....	110
Digitalis folie.....	158
Discs for engraving rollers.....	28
Doeskins.....	150
Dogs.....	60, 190
Dogwood wood.....	314
Dolls, all kinds.....	80
Dominion Government, articles for.....162, 212, 314	98
Dongola leather.....	152, 180, 226, 308, 513
Doors for safes and vaults.....	30
Doors of wood.....	52
Drafts, forms of.....	36
Dragon's blood.....	36
Drain pipes, glazed or unglazed.....	58
Drain tiles, not glazed.....	48, 136, 160
Draughts.....	122, 204, 255
Drawers.....	40
Drawings.....	136, 206
Drays.....	158
Dress goods of silk.....	38, 319
“ wool.....	50
Dressing.....	30, 332
Dressing, antiseptic surgical.....	130
Dressing, harness, &c.....	86
Drills, diamond.....	48-56, 170, 188, 216,
“ grain seed.....	236, 282, 332, 491, 492
Drugs, medicines, &c.....	146, 268
Dryers, Japan and liquid.....	46, 66, 190
Duck.....	
Dutch East Indies, imports and exports (See Table of Contents).....	
Dutch West Indies, imports and exports. (See Table of Contents).....	166
Duties collected, &c.....	52
Dyeing articles, N. E. S.....	48-56, 170, 188, 216, 236, 282, 332, 491, 492
Dyes.....	54
Dye lac, crude.....	74
Dynamite.....	58
Dynamos.....	

## E

Earths, ochrey.....	124
Earthenware.....	56-58, 188, 237, 333
Ebony, black heart.....	156
Edge tools.....	104
Effects of subjects dying abroad.....	162
“ settlers'.....	164, 181, 212, 261, 380, 493
Eggs.....	130, 176, 222, 297, 453
“ fish.....	64
Egg yolk.....	130
Elastic.....	58
“ rubber thread.....	76
Elder wine.....	140
Electric apparatus.....	58, 170, 188, 237, 334
“ dynamos.....	58
Electric light fixtures.....	112
Electro-plated ware.....	84, 196
Electrotypes.....	114, 175





## SESSIONAL PAPER No. 10

	PAGE.
Fisheries, articles for use of.....	62, 212, 238, 338
Fishing lines and fixtures.....	62
“ rods.....	152
Fish-plates, railway.....	96, 198
Fittings of wrought iron.....	88
Fixtures, gas, coal oil, &c.....	112
Flag stones, &c.....	142
Flannels, woollen.....	158, 210
Flasks.....	72, 192
Flats, iron or steel.....	90, 100
Flax, hemp and jute and manufactures of.....	66, 68, 171, 190, 218, 239, 286, 339, 463
“ seed.....	134, 177, 206, 222
“ seed oil.....	120, 202
“ yarn.....	68
Flints and flint stones.....	142
“ paper.....	134
Flooring, mosaic.....	116
Florist stock.....	128
Flower odours.....	128
Flowers, artificial.....	60, 190
Flour, all kinds, N.E.S.....	36, 169, 184, 214, 277, 475
“ rice and sago.....	34, 168
Fodder or feed cutters.....	94
Folders.....	34
Folding machines.....	94
Foliae digitalis.....	52
Foot grease.....	74
Forest, articles produce of.....	154
Foreign trade ( <i>See</i> Table of Contents).	
Forgings.....	88
Forks, cast-iron, not handled.....	104
“ pronged.....	86
Fossils.....	164
Fowls.....	28
Foundry facings of all kinds.....	68
Frames, picture.....	128
Frames for purses.....	112
France, imports and exports ( <i>See</i> Table of Contents).	
French Africa, imports and exports ( <i>See</i> Table of Contents).	
Freestone.....	142, 177
French mustard.....	118
“ odours.....	128
French West Indies imports and exports ( <i>See</i> Table of Contents).	
Fringes.....	58, 190
Fringe, bullion.....	38
Frogs, iron or steel.....	88
Fruit. 68-70, 171-172, 192, 218, 239-241, 266-287, 340, 461-465	
Fruit, labels for.....	32
“ syrup.....	82
Fuller's earth.....	70
Furniture, of wood.....	152, 180, 210, 226, 308, 513
“ springs.....	112
Furs and skins and manufactures of.....	70, 172, 192, 218, 241, 287, 288, 341, 450
Fusel oil.....	138
Fustic, extract of.....	52
Futtocks.....	152, 179

## G

Galvanic batteries . . . . .	58
Gambier . . . . .	56
Game . . . . . 132,	176
Game bags . . . . .	74
Gannister . . . . .	142
Garden seeds . . . . . 134,	206
Gas fixtures . . . . .	112
“ mantels . . . . .	112
“ meters . . . . .	112

	PAGE.
Gaslight shades.....	112
Gasoline engines.....	88
Gasoline or naphtha.....	118
Gedda, gum.....	52
Gelatine.....	52
Gentian root.....	52
Generators, electric.....	58
Geographical globes.....	32
Germany, imports and exports ( <i>See Table of Contents.</i> )	
German mineral potash.....	54
“ potash salts.....	60
“ silver.....	112
Giant powder.....	74
Gilt ware.....	84
Ginger, ground and unground.....	138
“ ale.....	28
“ preserved.....	70
Gin, all kinds.....	138, 177
Ginseng root.....	52
Girders, iron.....	98
Glass and manufactures of.....	70-72, 172, 192, 242, 342
“ plate.....	72
“ paper.....	134
Glauber salts.....	54
Globes geographical, topographical and astronomical.....	32
Globes, glass.....	72
Globules, or iron sand.....	78
Glove fasteners.....	82
Glove leather.....	80
Gloves and mitts.....	72, 192, 243, 343
Glue.....	72, 172, 192, 243, 343
Glucose and glucose syrups.....	144
Glycerine.....	52
“ nitro.....	74
Goats.....	28
Gold and silver, manufactures of.....	84, 174, 196, 218, 248, 290, 357, 410
Gold beaters' moulds.....	38
Gold beaters' skins for.....	38
Goods, manufactured in bond.....	162
Goods, exported and returned.....	164
Gooseberry bushes.....	130
Gooseberries.....	68
Government, articles for.....	162, 212, 314
Governor General, articles for.....	162
Grain.....	34-36, 169, 184, 214, 229, 274-276, 466, 474
Grain products of.....	36, 169, 184, 214, 230, 277-278, 475-478
Grain crushers.....	94
Grain Statistics ( <i>See Table of Contents.</i> )	
Granite, stone.....	142, 177
Graniteware, white.....	56, 188
Grapes.....	68
Grape sugar.....	144
“ vines.....	130
Grass, hats, caps, &c.....	78, 194
Grass, fancy, dried.....	74
“ fibres and straw and manufactures of.....	74, 172, 192, 243, 344
“ plaits.....	78, 194
“ seed.....	134, 177, 222, 290, 481
Gravel.....	112, 177, 222
Gravel.....	74, 172, 194, 243, 345
Greece, imports and exports ( <i>See Table of Contents.</i> )	
Grindstones.....	142, 177
Guano.....	60
Guavas.....	68
Gums.....	52
Gum wood lumber.....	156, 210
Gun caps, percussion and wads.....	74
Gunpowder and other explosives.....	74, 173, 194, 244, 288, 346, 403



G	PAGE
Gut, cat and whip, &c.....	76
“ and cord, &c.....	76
Gutta percha, India-rubber and caoutchouc, and manufactures of .....	76, 173, 194, 244, 347
Gypsum, crude.....	142, 177, 222, 405
“ ground and calcined.....	142, 177

H	PAGE
Haddock.....	62, 171, 190, 216, 282, 412
Hair and manufactures of .....	76, 173, 244, 343
“ oils.....	126, 128
Halibut.....	62, 171, 216
Hammers, steel for manufactures of.....	104
Hammocks.....	44
Hams.....	132, 176, 204, 222, 298, 455
Hand carts.....	40
Hangings, paper.....	126
Handle bolts.....	152
Handles—	
Ash.....	152
Hickory.....	152
Handkerchiefs.....	46, 66, 136, 186, 190, 206
Hardware.....	88, 174, 196, 220, 494
Harness and parts of.....	80, 88, 174
“ soap.....	136
Harrows.....	86
Harvesters.....	86
Hats, caps and bonnets and articles for manufacture of, N.E.S.....	78, 173, 194, 244, 349
Hat boxes.....	148, 268
Hatchets.....	104
Hats, fur.....	70
Hatters' bands, bindings.....	
“ linings.....	
“ sides and tips.....	78
“ furs.....	
“ plush.....	
“ irons.....	104
Hawaii, imports and exports ( <i>See Table of     Contents</i> ).....	
Hay.....	78, 173, 218, 288, 350, 479
Hayti, imports and exports ( <i>See Table of     Contents</i> ).....	
Hay, inspection of ( <i>See Table of     Contents</i> ).....	
Hay loaders.....	86
Hay tedders.....	86
Headings and staves.....	156, 179, 224, 305, 434
Head lights.....	112
Heads, rubber, for whips.....	150
Hemlock bark.....	150
“ extract of.....	52, 170, 216, 491
“ logs.....	154, 179
Hemp, bleaching compound.....	52
Hemp, canvas.....	66
“ paper.....	164
“ undressed.....	66, 190
Herrings.....	62, 171, 190, 216, 283, 413, 414
Hickory handles.....	152
Hickory lumber.....	156, 179, 210
Hickory billets, spokes, &c.....	152
Hides, raw.....	78, 173, 194, 218, 245, 288, 350, 450
Hinges.....	86, 90
Hoes.....	86
Hogs or swine.....	28, 168, 273
Holland, imports and exports ( <i>See Table of     Contents</i> ).....	
Hominy.....	36
Honey.....	78, 173
Hoofs.....	78
Hooks, fish.....	62
Hoop iron.....	88, 90

H	PAGE
Hoop poles.....	156, 179, 224
Hop poles.....	156, 179, 224
Hops.....	78, 173, 194, 245, 289, 351
Horned cattle.....	28, 168, 182, 214, 272, 447
Horns.....	78, 173
“ strips.....	78
“ manufactures, fancy.....	60
“ tips.....	78
Horses.....	28, 168, 182, 214, 272, 446
Horse clothing, shaped.....	66
“ hair.....	76
“ powers.....	94
“ rakes.....	86
“ shoes, and nails for.....	88, 90
Hose, rubber.....	76
Hosiery, cotton.....	104
“ silk.....	136
“ woollen.....	154
House of Commons, articles for.....	162, 212, 314
“ furniture.....	152, 180, 210, 226, 308, 513
Household effects of Canadians dying abroad.....	162
Hubs of wood.....	152
Huckabacks.....	66, 190
Hydrated oxide of wine.....	138
Hydro-fluo silicic acid.....	48
Hymn books.....	30

I	PAGE
Ice.....	78, 173
Ice creepers, steel for.....	100
Iceland moss.....	74
Illustrations, pictorial, for schools.....	164
Imitation precious stones.....	130
Imports..... ( <i>See Table of Contents</i> ).....	
“ Argentine Republic.....	“
“ Australian Commonwealth.....	“
“ Austria-Hungary.....	“
“ Belgium.....	“
“ Brazil.....	“
“ British Africa.....	“
“ East Indies.....	“
“ Guiana.....	“
“ West Indies.....	“
“ Central American States.....	“
“ Chile.....	“
“ China.....	“
“ Cuba.....	“
“ Danish West Indies.....	“
“ Denmark.....	“
“ Dutch East Indies.....	“
“ Dutch West Indies.....	“
“ France.....	“
“ French Africa.....	“
“ French West Indies.....	“
“ Germany.....	“
“ Great Britain.....	“
“ Greece.....	“
“ Hawaii.....	“
“ Hayti.....	“
“ Holland.....	“
“ Italy.....	“
“ Japan.....	“
“ Mexico.....	“
“ Newfoundland.....	“
“ New Zealand.....	“
“ Norway.....	“
“ Porto Rico.....	“
“ Portugal.....	“
“ Russia.....	“
“ Spain.....	“
“ Statement of.....	“
“ St. Pierre.....	“

## SESSIONAL PAPER No. 10

	PAGE.
Imports, Statement of... ( <i>See</i> Table of Contents).	
" Sweden .....	"
" Switzerland .....	"
" Turkey .....	"
" United States .....	"
" U.S. of Colombia .....	"
" Uruguay .....	"
" Venezuela .....	"
" principal articles from G.B., U.S. and O.C. ....	"
" principal articles 15 year statement .....	"
" total values by countries .....	"
India-rubber and mfrs. of.....	76, 173, 194, 244, 347
Indian madder .....	54
" meal and corn.....	36, 169
Indigo.....	52
Ingot moulds.....	112
Ingots, aluminium .....	110
" iron or steel.....	90, 198
" copper.....	84
Ink, writing.....	78, 246, 352
" printing .....	78, 246, 352
" shoemakers' .....	30
Inspection of staple products ( <i>See</i> Table of Contents).	
Instruments, philosophical, N.E.S. 120-122, 204, 254, 367	
" surgical and dental .....	104
Insulators of all kinds .....	58
Iodine, crude.....	52
Ipecacuanha.....	52
Iris.....	52
Iron, sand or globules.....	78
" acetate, solution .....	54
Iron and steel and mfrs. .... of 86-108, 174, 196-200, 218-220, 248, 291-293, 358, 494-497	
" adzes .....	104
" air compressors.....	94
" anchors .....	86
" angles, rolled.....	98, 198
" anvils .....	86
" axes.....	104
" axles, &c .....	86, 100
" attachments, binding.....	86
" augers.....	102
" balances.....	98
" balls, steel for use on bearings, &c.....	100
" band.....	88-90, 102, 198
" bar .....	198
" bars, railway .....	96, 198
" steel.....	86, 102
" bayonets .....	102
" beams.....	92, 98, 198
" weighing .....	98
" billets.....	90, 100, 198
" binders.....	86
" binding attachments.....	86
" blades, knife .....	104
" blanks, eye bar .....	98
" blanks, knife.....	104
" blooms.....	90, 198
" boiler tubes.....	106
" boilers.....	88, 196
" bolt blanks .....	90
" bolts.....	90
" bookbinders' tools.....	94
" bowls, steel.....	88
" brads, cut .....	88
" bridge plate.....	100
" bridges.....	90
" butts and hinges, N.E.S. ....	86
" Canada plates.....	90, 198
" cart or wagon skins or boxes .....	86

	PAGE.
Iron and steel, cast iron .....	86
" cast scrap.....	92, 198
" castings.....	86, 96, 174, 218
" chains.....	88
" channels.....	98
" charcoal .....	92
" chrome .....	102
" chromic.....	92, 174
" Cornish rolls .....	94
" cranes.....	94
" crossings.....	88
" crowbars.....	104
" crucible sheet steel.....	100
" cultivators .....	86
" curry combs .....	88, 196
" cutlery, N.E.S.....	102
" cuttings or clippings, wrought iron, sheet or plate .....	92
" derricks.....	94
" doors for safes and vaults.....	98
" drills, grain seed.....	86
" drills, rock.....	94
" engines, locomotive and fire.....	88, 196
" gasoline.....	88
" portable .....	94
" ends, steel bloom, &c.....	90
" eye bar blanks.....	98
" fencing foils.....	102
" ferro-manganese .....	88
" silicon .....	88
" files.....	104
" steel for.....	102
" fire-arms.....	102
" fire extinguishers.....	88
" fish plates.....	96, 198
" fittings.....	88
" flats.....	90, 100, 196
" fodder or feed cutters.....	94
" forgings for axles.....	88
" for carriages .....	88
" or forged iron, N.E.S. ....	88
" cast iron .....	86
" forks, pronged.....	86
" frogs.....	88
" gasoline engines .....	88
" girders.....	98, 198
" grain crushers.....	94
" for hammers.....	102
" hardware.....	88, 174, 196, 220
" harrows.....	86
" harvesters .....	86
" hatches.....	104
" hatters' irons.....	104
" hay knives.....	86
" hay tedders.....	86
" hinges, T and strap .....	90
" hinge, blanks.....	90
" hoes.....	86
" horse powers.....	94
" rakes.....	86
" shoes.....	90
" hoop.....	88-90, 102, 198
" implements, agricultural .....	86, 174, 196, 218, 291, 486
" parts of.....	86
" ingots.....	90, 198
" and cogged .....	90, 198
" instruments, surgical and dental .....	104
" irons, hatters' and tailors' .....	104
" iron, rolled.....	90, 198
" joists.....	98
" kentledge .....	92, 198
" knives, hay, straw, &c.....	86
" pen, jack and pocket.....	102

		I	PAGE.			I	PAGE.
Iron and steel,	knees, ship		92	Iron and steel,	rails		96, 198
"	land slides		96	"	" crop ends of steel		92
"	lawn mowers		86	"	rakes, horse		86
"	locks		92	"	" garden		86
"	locomotives	88,	196	"	rasps		104
"	locomotives tires		92	"	reapers		86
"	loops	90,	198	"	rifles	102,	198
"	machinery	92-96, 174, 198, 220, 291,	495	"	rivets		90
"	" formfr. of brass goods		92	"	rock crushers		94
"	" linen		94	"	" drills		94
"	" mining	94,	198	"	rods	86,	196
"	" other	94, 174,	198	"	" rolled, Swedish		102
"	machines, other		94	"	" round wire	90,	196
"	" embossing		94	"	rolls, Cornish & belted rolls		94
"	" fanning mills		94	"	" steel		90
"	" folding		94	"	rolls of sheeted iron or		
"	" for gold mining		94	"	of chilled iron or steel		98
"	" " well digging		94	"	rolled iron tubes for bed-		
"	" mowing		86	"	steads	104	
"	" paper cutting		94	"	rollers, farm, road or field		86
"	" portable		94	"	rounds		86
"	" printing	94,	198	"	sad irons		104
"	" rotary		94	"	safes		98
"	" ruling		94	"	saws		104
"	" sewing	94, 174, 198,	496	"	scales		98
"	" slot		96	"	scrap, cast	92, 98, 174,	198
"	" strength testing		96	"	" wrought	92, 200	
"	" typesetting		96	"	" from vessels wrecked		98
"	" type-writing	96,	174	"	screws		98
"	" wind mills		94	"	scythes		86
"	malleable castings		96	"	sections, special		90
"	manufactures, not enumer-			"	separators, cream		88
"	ated	108		"	shapes, structural	90,	198
"	masks	102		"	" special		90
"	manure spreaders		86	"	sheet		90
"	masts		92	"	" corrugated, galv., &c.		96
"	materials for construction			"	" sheared or unsheared		92
"	of bridges		96	"	" Russia iron flat		90
"	mattocks	104		"	" for ships		92
"	mills, saw and planing		94	"	steel for skates	100	
"	mills, fanning		94	"	shoes, horse		90
"	mould boards		96	"	shovels		86
"	muskets	102,	198	"	skates and parts of		98
"	nails	88,	96	"	skeins, cart or wagon		86
"	" horseshoe and other		94	"	skelp		92
"	needles	102		"	slabs, iron	90,	198
"	" knitting	102		"	" steel		90
"	nut blanks		90	"	sledges		104
"	ore, iron	92,	174	"	spades		86
"	" crushers		94	"	spiegeleisen		88
"	paper cutters		94	"	spikes		96
"	percussion coal cutters		94	"	spreaders, manure		86
"	picks		104	"	sprigs		88
"	pig	92, 174, 198,	495	"	springs	86,	100
"	" charcoal		92	"	springs, steel for	86,	100
"	pipe, cast iron	86,	196	"	squares		86
"	plate, bridge		100	"	stoves	104,	174
"	" Canada	90,	198	"	steel balls for use on bear-		
"	" cast iron		90	"	ings, &c.		100
"	" universal mill or roll-			"	steel bowls		88
"	ed edge steel	100,	200	"	" for buckle clasps		100
"	plates, plough		96	"	" ice creepers		100
"	" not less than 30 in.			"	" hammers		102
"	" wide		92	"	" files		102
"	" sheared or unsheared		92	"	" mower and reaper		
"	" ships		92	"	knives	100	
"	ploughs		86	"	" ingots, &c.	90,	198
"	post hole diggers		86	"	" rails	96,	198
"	potato diggers		86	"	" rods of, rolled	90,	198
"	presses, lithographic		94	"	" saws		100
"	" printing	94,	198	"	" straw cutters		100
"	" rotary		94	"	" ships		92
"	puddle bars	90,	198	"	" No. 20 gauge		100
"	pulleys, belt		96	"	" No. 12 gauge		100
"	pumps		96	"	strips	88, 90, 100,	198





<b>L</b>	PAGE.
Lime, juice, crude.....	80
“ chloride of.....	50
Lines.....	68, 192
Limestone.....	177
Linen, brown or bleached.....	66, 190
Linen blouses and shirt waists.....	66
“ duck, canvas, &c.....	66, 190
“ thread.....	66
Lines for fishing.....	60
Ling.....	62, 171, 190, 216, 282, 412
Linoleum.....	120
Linseed oil.....	120, 202
Liquid dryers.....	148
Liquor, iron.....	54
“ red.....	54
Liquorice root.....	52
“ paste, rolls, &c.....	54, 188
Liqueurs.....	138
Liquors, spirituous, &c.....	138-140, 501-503
Lists, price.....	34
Litharge.....	124
Lithographic stones.....	142
“ presses.....	94
Literary papers.....	34
Litmus.....	54
Lobsters.....	64, 171, 216, 283, 415, 416
Locks.....	92
“ steel for.....	100
Locomotive engines.....	88, 196
Locomotive tires.....	92
Locust beans.....	34
Logs.....	154, 179, 210, 224, 303, 427
Logwood, extract of.....	52, 188
Lotions.....	56
Looking glass, German.....	70
Loops, iron.....	90, 198
Lubricating oil.....	120, 202
Lumber.....	154-156, 179, 210, 224, 303-306, 428-435

<b>M</b>	
Macaroni.....	34
Mace.....	138
Machine card clothing.....	82
Machines and machinery 92-96, 174, 198, 220, 291, 495	
“ embossing.....	94
“ folding.....	94
“ mowing.....	86
“ paper cutting.....	94
“ portable.....	94
“ printing.....	94, 198
“ ruling.....	94
“ sewing.....	96, 174, 198, 496
“ slot.....	96
“ strength testing.....	98
“ type setting.....	96
“ type-writing.....	96
Machinery for the mfr. of brass goods.....	92
“ for the mfr. of linen.....	94
“ mining and other.....	94, 198
“ ships.....	134
Mackerel.....	62, 171, 216, 284, 417-418
Madder.....	54
Magazines.....	34, 182
Magic lanterns and slides therefor.....	82
Magnesia.....	54
Mail subsidies and T. and C. expenditure (See Table of Contents).	
Mahogany.....	156
Malleable iron castings.....	96
Malt.....	36, 169, 278, 480
“ excise (See Table of Contents).	
“ liquor (See Table of Contents).	
“ extract.....	54

<b>M</b>	PAGE.
Manganese ore.....	112, 174
“ oxide of.....	54
Mangoes.....	68
Manila grass.....	74
“ hoods.....	78
“ twine.....	44
Mantels of slate.....	136
Manufactured articles, N. E.S.....	82, 173
Manures.....	60, 170
Manure spreaders.....	86
Manuscripts.....	32
Maple sugar.....	144, 178
“ timber.....	156, 179
Maps.....	32
Marble and manufactures of.....	82, 177, 194, 247
Masks.....	102
Mastic gum.....	52
Masts.....	92, 156, 179
Match blocks.....	156, 179
Matches and match splints.....	152, 180, 226, 309, 514
Mats.....	38, 66, 232, 322
“ India-rubber.....	76
Mathematical instruments.....	120-122, 204, 254, 367
Materials for the construction of bridges.....	96
Matrix paper for printing.....	124
Matte, copper.....	84
Matting, cocoa.....	38
“ india-rubber.....	76
Mattocks.....	104
Mattresses, hair and spring.....	82
Matrices.....	114
Meal.....	36, 169
Meal, oil cake, cotton seed cake and palm nut cake.....	120
Meal, damaged.....	36
Meats.....	132, 176, 204-206, 222, 298, 455-458
“ canned.....	132, 176, 222, 298, 457
“ dried or smoked.....	132, 206
“ labels for.....	32
Medicines, proprietary (see Drugs). 54, 176, 188, 332	
“ containing spirits.....	56
Meerscham, manufactures of.....	112
Mescal.....	138
Melons.....	148
Metal parts for buttons.....	112
Metallic colours.....	124
Metals and minerals and manufactures of, N. E.S.....	82-116, 173-175, 196-202, 218-220, 247-251, 290-295, 355-363
Meters, gas.....	112
Methyl.....	138
Methyl alcohol for use in the art.....	138
Methylated spirits.....	138
“ excise (See Table of Con- tents.)	
Mexican fibre.....	74
Mexico, imports and exports (See Table of Contents).	
Mica.....	112, 175, 407
Military stores.....	162
“ and Navy clothing.....	162
Milk food.....	116
“ condensed.....	116, 175, 295
Mill board.....	126
“ feed.....	36
Mills, fanning.....	94
“ planing.....	94
“ saw.....	94
“ stamp.....	94
Millinery.....	60
Minerals and metals and manufactures of.....	82-116, 173-175, 196-202, 218-220, 247-251, 290-295, 355-363
Mineral, aerated waters.....	116, 175, 251
“ oil.....	118



## SESSIONAL PAPER No. 10

M	PAGE.
Mineral, soap.....	138
Mineral pigments, ochres, and iron oxides, &c.....	124, 176
Mineral substances, N.O.P.....	112
Mineralogical specimens.....	111
Mines, produce of.....	112, 175
Mining machinery.....	94
Miscellaneous articles, not enumerated.....	162-166
"    metals and minerals and manu- factures of.....	110-116, 174- 175, 202, 220, 250, 293-294, 362
Mitts, all kinds.....	72, 192, 243, 343
Models.....	164
Mohair cloth.....	38
"    yarn.....	158
Molasses.....	144, 178, 208, 265
Morocco skins, tanned.....	80
Morphine.....	54
Mosaic flooring.....	116
Moss, crude and Iceland.....	74
Motors, electric.....	58
Moulds for gold beaters.....	38
Mouldings, wood, plain and gilded.....	152, 189
Mounts for umbrellas.....	114
Mowing machines.....	86
Mucilage.....	72, 192, 343
Muffs, fur.....	70
Munjeet.....	54
Muriate of potash.....	54
Muriatic acid.....	48
Mushroom spawn.....	134
Music, printed, &c.....	34
Musical instruments, N.E.S.....	116, 175, 202, 220 251-252, 295-296, 364, 504-506
Musical instruments for bands in the army, &c.....	116
Musical instruments for use in schools.....	166
Muslins.....	48, 186
Musk.....	54
Muskets.....	102, 198
Mustard.....	118, 252
Mustard seed.....	134
Mutton.....	132, 176, 456
<b>N</b>	
Nail rods, Swedish iron.....	104
Nails, brass.....	82
"    copper.....	84
"    nails-composition.....	96
"    cut.....	96
"    horse-shoe.....	96
"    iron wire.....	96
"    sheathing.....	96
"    wrought or pressed.....	96
"    shoe and other.....	96
Naphtha.....	118, 202
"    wood.....	138
Navy, articles for.....	162, 212
Neat's-foot oil.....	120, 175
Needles.....	102
Netting, cotton, silk, &c.....	60
"    mosquito.....	48
"    silk plush.....	136
Nettings and nets.....	60
Nets for fisheries.....	60
Nets, lawn tennis.....	44
Newfoundland imports and exports (See Table of Contents).	
Newspapers.....	32, 182
New Zealand, imports and exports (See Table of Contents).	
Nibs, cocoa.....	42, 326
Nickel and manufactures of.....	114, 175, 220, 293, 408

N	PAGE.
Nickel, anodes.....	114
Nitrate of ammonia.....	50
"    iron.....	54
"    lead.....	108
"    potash.....	54
"    soda.....	56
Nitre, sweet, spirits of.....	140
Nitric acid.....	48
Nitrite of soda.....	56
Nitro-glycerine.....	74
Noils.....	160
Norway and Sweden, imports and exports, (See Table of Contents).	
Notches for umbrellas.....	114
Notes, promissory, forms for.....	30
Novels.....	30
Nuggets, gold.....	84, 174, 218, 290, 410
Nutgalls.....	54
Nutmegs.....	138
Nuts.....	68, 171, 192
"    iron or steel.....	90
"    ivory.....	178
Nux vomica beans.....	50

## O

Oak.....	156, 179, 210, 226, 307, 441
"    bark.....	150
Oak, bark, extract of.....	52
"    timber square.....	156, 179, 210, 226, 307, 441
"    logs.....	154
Oakum.....	80, 173, 246, 353, 498
Oats.....	36, 169, 184, 214, 275, 469
Oatmeal and rolled oats.....	36, 169, 214, 277, 476
Ochres, ochrey earths.....	124, 176
Odours.....	128
Offal, fish.....	72
Office furniture.....	152, 180, 210, 226, 308, 513
Oil, aniline.....	50
Oils.....	118-120, 175-176, 202, 220, 252-253 296, 365, 422
"    mineral.....	118, 175, 202, 252
Oil, illuminating.....	118
"    fish.....	118, 175, 202, 252, 422
"    animal.....	118, 175, 202, 253
"    vegetable.....	118, 175, 202, 253
"    lubricating.....	120
"    fusel.....	138
"    hair.....	128
"    kerosene.....	118, 175, 202, 252
"    of roses.....	54
"    palm.....	120
"    peppermint.....	120
"    potato.....	138
Oil cloth.....	120, 204, 366
Oiled silk.....	120
Oilcake and oil meal.....	120, 176, 220, 254, 296, 366
Oil finish.....	148
Oleographs.....	32, 122
Oleostearine.....	74
Olive oil.....	120
Olives in brine.....	128
Opium, crude, &c.....	52, 188
"    smoking.....	54
Optical, philosophical, photographic and mathematical instruments, N.E.S.....	120, 204, 254, 367
Oranges.....	68
Orange mineral.....	124, 204
"    peel.....	70
Organ and piano players, mechanical.....	116
Organs.....	116, 175, 220, 295, 504-505
"    parts of.....	116
Organzine, silk.....	136

	PAGE.
Ore, cobalt. ....	114
" copper. ....	84, 173, 218, 404
" iron. ....	92, 174, 220
" antimony. ....	119, 174
" lead. ....	108, 174, 220, 293, 406
" manganese. ....	112, 174
" nickel. ....	112, 175, 293, 408
" silver. ....	84, 174, 218, 290, 410
Ornaments, composition, &c. ....	58
" bead. ....	58
" bronze. ....	112
Orris root. ....	52
Osiers. ....	158
Ostrich feathers. ....	60, 190
Ottar of roses. ....	54
Overcoatings. ....	158
Oysters. ....	62, 171, 190
" seed and breeding. ....	64
Oxalic acid. ....	48
Oxide, arsenous. ....	50
Oxides. ....	124, 176
" of copper. ....	84, 124
" of cobalt, zinc, &c. ....	124
" of tin. ....	124

## P

Packages. ....	122, 204, 254-255, 368
" containing oysters, &c. ....	64
Packing, rubber. ....	76
Paddy, rice. ....	34, 182
Pads, stair. ....	66
Pads, hair brush, paper. ....	76
Pails. ....	154, 180
Paintings. ....	122-124, 204, 255, 369
Paints and colours. ....	124, 176, 204, 256, 370
Palings. ....	156, 179, 224, 305, 431
Palm leaf, unmf'd. ....	74
Palm nut cake. ....	120
" meal. ....	120
Palm oil. ....	118, 202
" spirits. ....	138
Pamphlets, advertising. ....	34, 182
Paper and manufactures of. ....	124-126, 176, 204, 256, 290, 371
Paper cutters. ....	94
" for cartridges. ....	164
" hemp for shot shells. ....	164
" printing. ....	126
" sand, glass, &c. ....	134
" tarred. ....	126
" not tarred. ....	126
" tubes and cones. ....	126
Papers, literary and newspapers. ....	34
Papeteries. ....	126
Paraffine wax. ....	150, 256
Parasols, all kinds. ....	148, 208, 268, 393
" sticks. ....	150
" materials for. ....	114
Paris green. ....	124
" white. ....	124
Parcels, post office. ....	122, 204, 255
Pasteboard. ....	126
Pastes, toilet. ....	126
Patent leather. ....	80
Patterns, of brass, iron or other metal. ....	114
" boot and shoe, of paper. ....	126
Paving brick. ....	36
" blocks. ....	144
Peach trees. ....	130
Peaches. ....	70
Pear trees. ....	130
Pearl, ash. ....	28, 168, 273, 424
Pearl, mother of. ....	126

## P

	PAGE.
Pearline. ....	138
Pease. ....	36, 169, 214, 275, 470
" seed. ....	134
Peanuts. ....	68
Pecan nuts. ....	68
Pedometers. ....	48
Peel, candied. ....	70
Pelts, raw. ....	78, 173, 245, 288
Pens, penholders, &c. ....	126
Pencils, lead. ....	126, 257
" slate. ....	136
Penknives. ....	102
Peppermint oil. ....	120
Percussion coal cutters. ....	94
Perfumes, pomades and hair oil, all kinds. ....	126-128, 204, 257, 372
Periodicals. ....	30-34, 182, 229, 315
Persimmon wood. ....	150
Persis. ....	54
Petroleum. ....	118
Personal effects of subjects dying abroad. ....	162
Pewter. ....	114
Pheasants. ....	28
Phials, glass. ....	72
Philosophical instruments. ....	122, 204, 254, 367
Phosphates. ....	60, 170, 216, 409
Phosphate, acid. ....	48
Phosphorus. ....	54
Phosphor bronze. ....	110
Phonographs, gramophones, &c. ....	116
Photographs. ....	122, 164, 168, 214, 274
Photographic dryplates. ....	128
" instruments. ....	120-124, 204, 254, 367
" paper. ....	124
Pianofortes. ....	116, 202
Pianos and organs, parts of. ....	116
Piano and organ players, mechanical. ....	116
Picks. ....	104
Pickets. ....	156, 179, 224, 305, 431
Pickles and sauces. ....	128, 204, 257, 372
Pictorial illustrations for schools. ....	164
" show cards. ....	34, 182
Pictures, advertising. ....	34, 182
Pictures. ....	122
Picture frames. ....	128
Pigeons, homing, &c. ....	28
Pigs, copper. ....	81
" lead. ....	108, 200
" tin. ....	110, 200
" speiter. ....	110
" zinc. ....	110
Pig iron. ....	92, 174, 198, 495
Piles and pile timber. ....	156
Piling. ....	179
Pillows. ....	30
Pine apples. ....	70
Pine, pitch, lumber. ....	156
" logs. ....	154, 179, 224
" deals. ....	156, 179, 224, 303, 428
" timber. ....	156, 179, 226, 307
" white timber. ....	156, 179, 226, 307, 442
Pins. ....	114
Pipe clay. ....	36
" mounts. ....	148, 208, 267, 391
" organs. ....	116
Pipes, cast iron. ....	86, 196
" drain and sewer. ....	36
" lead. ....	108
" tobacco. ....	148, 208, 267, 391
Piques, cotton. ....	48, 186
Pitch, bone. ....	30
" Burgundy. ....	50
" coal. ....	144, 388
" pine. ....	156
" tar. ....	144, 388

## SESSIONAL PAPER No. 10

P	PAGE.
Planing mills, portable.....	94
Plantains.....	68
Plaits, straw, grass and Tuscan.....	78, 191
Planks.....	154-156, 179, 210, 224, 304, 433
Plants and trees.....	128-130, 176, 204, 257, 373
Plaster, crude.....	142, 177, 495
Plaster of Paris.....	142, 177
Plate, communion.....	41
Plated ware.....	84, 136
Plates, aluminium.....	110
“ Canada.....	90
“ cast iron.....	92
“ engraved.....	130
“ fashion.....	60
“ for ships.....	92
“ photographic, dry.....	128
“ plough.....	96
“ rolled.....	92
“ sheared or unsheared.....	92
“ tin.....	110, 200
“ universal mill or rolled edge steel.....	98
Platina.....	114
Platinum.....	84, 114, 175
Platinum condensers.....	114
“ crucibles.....	114
“ wire.....	114
“ retorts, pans, &c.....	114
“ pipe and tubing.....	114
Playing cards.....	126
Ploughs.....	86
Plumbago and manufactures of.....	114, 175
“ crucibles.....	48
Plums.....	70
Plum trees.....	130
Plush, cotton.....	48, 186
Plush, hatters.....	78
Pocket books.....	130, 268, 392
“ knives.....	102
Poles, hop, hoop and telegraph.....	152, 179, 224
Polish.....	130
Pollock.....	62, 171, 190, 216, 282, 412
Pomades.....	128, 257, 372
Pomatuns.....	128
Pomegranates.....	68
Popcorn.....	144
Porcelain ware.....	58
Pork.....	132, 176, 204, 222, 458
Portable machines.....	94
Porter.....	28, 182, 228, 312
Portland cement.....	40, 184
Porto Rico, imports and exports ( <i>See</i> Table of Contents).	
Portugal, imports and exports ( <i>See</i> Table of Contents).	
Post office parcels.....	122, 204, 254, 368
Posters.....	34
Posts.....	156, 179
Potash.....	54
“ cyanide of.....	54
“ nitrate of.....	54
“ prussiate of.....	54
Potato spirits or oil.....	138
Potatoes.....	148, 178, 224, 302, 483
Poultry.....	28, 132, 168, 176
“ living.....	28
Pounders.....	154
Powder, gun, rifle, &c.....	74
“ cannister.....	74
“ musket and cannon.....	74
Powders, tooth and other.....	126
“ soap.....	138
“ baking.....	28, 314
Prayer books.....	30, 182
Precious stones and imitations of.....	130, 204, 258, 374
Precipitate of copper.....	54

P	PAGE.
Preserves.....	70, 172, 192
Presses, printing.....	94, 198
“ “ rotary.....	94
“ lithographic.....	94
Price lists.....	31, 182
Primers for shot shells.....	74
Printed matter.....	30
Printing paper.....	126
Prints.....	126, 204, 255, 369
Prizes won in competition.....	130
Proprietary medicines.....	54, 188
Provisions, N.E.S.....	132, 176, 204-206, 222, 258, 298, 375, 459
Prunella.....	46
Prunes, dried.....	68
Psalm books.....	30, 182
Puddle bars, iron and steel.....	90, 198
Pulley, belt.....	96
Pulque.....	138
Pulp-wood.....	154, 180, 226, 309, 515
Pumice stone.....	132
Pumice, silver and mineral soaps.....	138
Pumps.....	82, 96
Purses.....	130, 268
“ clasps for.....	112
Putty.....	124
“ dry, for polishing.....	78
Pyrites.....	114, 175
Pyroligneous acid.....	48
Pyroxylic spirits.....	138

## Q

Quails.....	28
Quartz, gold-bearing.....	84, 174, 218, 290, 410
Quartz, crystallized.....	114
Quicksilver.....	54
Quills.....	132
Quilts, cotton, linen, &c.....	46, 66
Quinces.....	70
Quince trees.....	130
Quinine, salts of.....	54

## R

Rags.....	132, 176, 206, 259, 299, 376
Rakes.....	86, 152
Rails.....	96, 198
Railway bars, iron.....	96, 198
“ steel.....	
Railway cars.....	40
“ or road scrapers.....	40
“ ties.....	156, 179, 224, 307, 438
Raisins.....	68, 182
Rape seed.....	134
Rasps.....	104
Raspberry bushes.....	130
Raspberries.....	68
Rattan and manufactures of, N.E.S.....	158
Reapers.....	86
Receipts, printed, &c.....	30
Records for phonographs, &c.....	116
Red cedar.....	156
“ pine timber.....	156, 179, 226
“ lead.....	124
“ liquor.....	54
“ prussiate of potash.....	54
Redwood.....	156
Reeds for whips.....	150
“ bamboo.....	150
“ “ unmanufactured.....	150
Refuse stone, not sawn, hammered, &c.....	142
Regalia.....	132

R	PAGE.
Registers, cash .....	40, 323
Regulus of copper .....	84
Rennet .....	132, 259, 376
Repairs to steamers .....	134
Resin or rosin .....	132, 206, 259, 377
Resin oil .....	120
Rhubarb root .....	52
Ribbons .....	130, 206, 259, 377
Ribs, brass or iron, for umbrellas .....	114
Rice and rice flour .....	34, 169, 182
Rifles .....	102, 198
Rings for umbrellas .....	114
Rivets, brass .....	82
" copper .....	84
" iron or steel .....	90
Rockingham ware .....	56
Rods, brass and copper .....	82, 84, 196, 202
Rod, iron and steel .....	90
" rolled round wire .....	90, 196
" steel .....	90, 196
Rolls of chilled iron or steel .....	96
Rolling pins .....	154
Rollers, copper .....	84
Rollers, farm, road or field .....	86
Roofing of slate .....	136
Roots, medicinal .....	52
" bulbous .....	134, 177, 206, 222, 260, 379
Ropes .....	44, 170, 186, 216, 235, 281, 329, 489
Rose bushes .....	130
Rosewood .....	156
Roses, ottar, attar or oil of .....	54
Rubber heads for whips .....	150
" and manufactures of .....	76
Rubber, crude .....	76, 194
" waste .....	76
Rugs .....	38, 66, 132, 322
Ruling machines .....	94
Rum .....	138
Rum, bay .....	128
Rum, shrub .....	138
Runners for umbrellas .....	114
Russia, imports and exports. ( <i>See</i> Table of Contents).	
Russia iron .....	90
Rye .....	36, 169, 214, 276, 471
" flour .....	36

S	PAGE.
Saccharine .....	144
Saddlery and parts of .....	80, 88, 173
Saddle jiggers, stirrups and saddle trees .....	132
Sad irons .....	104
Safflower .....	54
Saffron .....	54
Safes, iron .....	96
Safes, doors for .....	96
Safety bate and tannin preserver .....	54
Sago flour .....	34
Sails .....	132, 176
Sail twine .....	66
Saleratus .....	54
Sal ammoniac .....	54
" soda .....	56, 188
Salmon .....	64, 171, 216, 284, 419-420
Salt cake .....	56
" from U. K. or for fisheries .....	132
" fine .....	132, 176, 206, 260, 378
" in bulk .....	132
" coarse .....	132
" in bags, barrels, &c. .....	132
Salts, glauber .....	54
Saltpetre .....	54

S	PAGE.
Sandarac gum .....	52
Sand .....	142, 177, 222
" paper .....	134
Sandalwood .....	154
Sandstone .....	142
Sapolio .....	138
Sappato gum .....	52
Sardines .....	64
Sarsaparilla .....	52
Sashes of wood .....	152, 180, 226, 308, 513
Satchels .....	148, 268
Sauces .....	128, 204, 257, 372
Sausage casings, not cleaned .....	134
Saw-dust .....	156
Saw-mills, portable .....	94
Saws, steel for .....	98
Saws .....	104
Scales .....	98
Scantling .....	156, 179, 224, 305, 432
Scientific associations, books printed by .....	32
Scenery and costumes, theatrical .....	46
Schiedam and other schnaps .....	138
Scrapers, road or railway .....	40
Scrap, old, brass and copper .....	82, 84
" lead .....	108, 200
Scrap, iron .....	92, 98, 174, 198, 495
" from vessels wrecked .....	98
Screws, N. E. S. .....	98
" wood screws .....	98
Scrims, cotton .....	48, 186
Scythes .....	86
Sea fish .....	62, 171
Sea grass .....	74
Seaweed .....	74
Seal oil .....	118, 175
Seeds, aromatic, viz. :—	
Anise star .....	134
Caraway and coriander .....	
Cummin and cardamon .....	
Fennel and fenugreek .....	
Seeds and bulbous roots .....	134, 177, 206, 222, 260, 299, 300, 379, 481, 482
Seedling stock for grafting .....	128
Seines for fisheries .....	60
Senate, articles for .....	162
Senegal gum .....	52
Separators .....	88, 94
" cream bowls for .....	88
Serums .....	50
Sesame oil .....	120
Settlers' effects .....	164, 181, 212, 261, 300, 380
Sewer pipes .....	36
Sewing machines .....	96, 174, 198, 498
Sewing and embroidery silk .....	136
Shades, gas-light, lamp, &c. .....	72
Shaddocks .....	68
Shale, products of .....	118
Shapes, structural .....	90, 198
Shawls, cotton .....	46
" silk .....	136
" woollen .....	158
Sheep .....	28, 168, 182, 214, 272, 273, 448
" skins, tanned .....	80, 194
Sheeting, cotton, linen, &c. .....	46, 66, 186
Sheetings, rubber .....	76
Sheets, aluminium .....	110
Sheets, brass and copper .....	82, 84, 196
Sheet iron or steel for ships .....	92
" iron or steel .....	90, 102
" lead .....	108
" tin .....	110, 200
" zinc .....	110
Shellac .....	52
Shells, fancy manufactures .....	58
" tortoise and other .....	148



## SESSIONAL PAPER No. 10

	PAGE.
Shingles.....	154, 179, 224, 506, 436
Shingle bolts.....	156, 179
Ships.....	134, 177, 222, 300, 381, 508
" and vessels, repairs on.....	134
boilers, steam engines and other machinery.....	134
Ship stores.....	164
" manufactured articles for.....	92
" beams, sheets, plates, &c., for.....	92
" wire rigging for.....	108
" timber and planking.....	154
Shirts, cotton.....	46
" linen.....	66
" silk.....	136
" woollen.....	160
Shirt waists.....	46, 66, 134, 158
Shoddy, woollen.....	162
Shoe blacking.....	30
Shoe buttons.....	38
" laces.....	34, 316
" lace wire fasteners.....	82
" shanks, steel for.....	100
Shoes, india-rubber and gutta percha.....	76
" leather.....	80, 173, 194, 289, 498
" horse, mule and ox.....	90
Shoemakers' ink.....	30
Shot, lead.....	108
Shooks, box or other.....	156, 179, 224, 307, 437
Show cases.....	154
" cards, pictorial.....	34, 182
Shoulders, meat.....	132
Shovels.....	86
Shovel handles.....	152
Shrubs.....	128
Sickles.....	86
Side lights.....	112
Sides, meat.....	132
Siennas.....	124
Signs.....	134
Silex.....	114
Silicate of soda.....	56, 188
Silk cocoons.....	136, 206
" hats.....	78, 194
" in the gum.....	136
" and manufactures of, N.E.S. 133, 206, 261, " raw.....	381
" twist.....	136, 206
Silver, and manufactures of.....	136
" 84, 174, 196, 218, " 248, 290, 357, 410	
Silver, German, and manufactures of.....	112
" nickel.....	112
Sinkers.....	62
Sisal twine.....	44
Sizing cream.....	38
" enamel.....	38
Skates and parts of.....	98
" steel for.....	100
Skeletons.....	162
Skelp iron.....	92, 98
Skiffs.....	30
Skins of animals not native to Canada for taxidermic purposes.....	164
Skins, fish.....	72
" undressed, dried, salted or pickled.....	78, 173, 194, 218, 245, 288, 350, 450
" for gold-beaters.....	38
" fur.....	70, 172, 192, 218, 241, 287, 341, 450
" sausage.....	134
" tanned, N. E. S.....	80
Slabs, iron or steel.....	90, 198
" marble.....	82
Slate and manufactures of.....	136, 262
Slates, school and writing.....	136
Sleds.....	40

	PAGE.
Sledges of iron or steel.....	104
Sleighs.....	40
Slot machines.....	96
Snuff.....	146, 178
Soap.....	136-138, 177, 206, 262, 383
Soap, powders.....	138
" pumice, silver and mineral.....	138
" soft and liquid.....	136
" whale oil.....	136
Socks and stockings, cotton.....	46
" " silk.....	136
" " woollen.....	158, 210
Sockets, electric.....	58
Soda ash.....	56, 188
" caustic.....	56, 188
" peroxide, prussiate and sulphite.....	56
" sulphate of, &c.....	56
Sodium, hyposulphite.....	56
Sodium, sulphide of.....	56
Sole leather.....	80, 173, 194, 289, 499
Sounds.....	62, 171
Soy.....	128
Spades.....	86
Spain, imports and exports ( <i>See</i> Table of Contents).....	156
Spanish cedar.....	58
Spar, ornaments of.....	58
Spars.....	156, 179
Sparkling wine.....	140
Special duty on articles shipped to Canada at lower than usual home trade price.....	166
Specimens, entomological.....	164
" botanical.....	164
" models and wall diagrams for illustration of natural history for universities and public museums.....	164
Spectacles.....	122
Spelter.....	110, 250
Sperm oil or spermaceti.....	120
Spiegel.....	88
Spices, ground and unground.....	138, 206, 262, 384
Spikes.....	96
Spirits and wines.....	138-140, 177, 206-208, 222, 262, 300
" methylated.....	138
" pyroxylic.....	138
" of wine.....	138
" wood.....	138
" excise ( <i>See</i> Table of Contents).....	
Spirits, perfumed.....	128
Spokes.....	152
Sponges.....	140, 263
Spools and spool wood.....	154, 180, 514
Sprigs.....	88
Spring mattresses.....	82
Sprinklers, garden.....	112
Springs.....	86, 100, 112
Spruce deals.....	156, 179, 224, 363, 429
" logs.....	154, 179, 224
Spurs and stilt for earthenware.....	142
Square reeds.....	150
Squares, iron.....	86
Squills.....	52
St. Pierre, imports and exports ( <i>See</i> Table of Contents).....	
Stair pads.....	66
Stamp mills.....	94
Stannate of soda.....	56
Starch and farina.....	142, 177, 263, 385, 509
Statements ( <i>See</i> Table of Contents).....	
Statuettes.....	58
" bronze.....	112
Staves, stove bolts.....	156, 179, 224, 307, 434
Steam engines, locomotive.....	88



S	PAGE.
Steam engines, portable. . . . .	94
“ ships. . . . .	134
Steam pumps. . . . .	96
Stearic acid. . . . .	142, 256
Steel balls for use on bearings, &c. . . . .	100
Steel and manufactures of. . . . .	86-108, 174, 196-200
218-220, 248, 291, 358, 494-497	
Steel bars. . . . .	86, 196, 198
Steel bridges, parts of. . . . .	90
Stereotypes. . . . .	114, 175
Sticks, umbrella, &c. . . . .	114, 154
“ walking. . . . .	154
Stilts for earthenware. . . . .	142
Stockinettes. . . . .	142
Stockings, cotton. . . . .	46
“ silk. . . . .	136
“ woollen. . . . .	158, 210
Stone and manufactures of. . . . .	142, 177, 208, 222
264, 301, 386	
Stones, precious, polished. . . . .	130, 204, 258, 374
“ in rough. . . . .	130, 204, 258, 374
Stone pumice. . . . .	132
Stoneware. . . . .	56, 188
Stoves. . . . .	104, 174
Stove plates. . . . .	104
Straw and manufactures of. . . . .	74
Strawberries. . . . .	68
Straw board. . . . .	126
Straw-cutters. . . . .	94
Straw hats. . . . .	78, 194
Straw plaits. . . . .	78, 194
Strings, cat-gut. . . . .	76
Strips, aluminium. . . . .	110
“ brass. . . . .	82
“ copper. . . . .	84
Structural shapes. . . . .	98, 198
Structural work. . . . .	90
Sugar, candy. . . . .	144, 265
“ syrups and molasses. . . . .	144, 178, 208, 222,
265, 301, 387	
Sugar all kinds, N.E.S. 144, 178, 208, 222, 265, 301,	
387, 519	
“ house syrup. . . . .	144, 178
Sulphate of ammonia. . . . .	50
“ alumina. . . . .	50
“ copper. . . . .	56
“ iron. . . . .	56
“ soda. . . . .	56
Sulphide of sodium. . . . .	56
Sulphur. . . . .	56
Sulphuric acid. . . . .	50, 170
“ ether. . . . .	56
Sumac. . . . .	50
Sunshades, all kinds. . . . .	148, 208, 268, 393
Surgical dressing, antiseptic. . . . .	50
Surgical instruments. . . . .	104
Suspenders. . . . .	34, 316
Swedish nail rods. . . . .	104
Sweetened and fruit syrups, N.O.P. . . . .	82
Swine. . . . .	28, 168, 272
Switches, iron or steel. . . . .	88
Swivels. . . . .	62
Swords. . . . .	102
Sweden and Norway, imports and exports	
(See Table of Contents).	
Switzerland, imports and exports (See Table	
of Contents).	
Sycamore. . . . .	156
Syrup, sugar. . . . .	144, 178, 208

## T

Table ware, glass. . . . .	72
Tableware of china, porcelain, &c. . . . .	58, 188

T	PAGE.
Tablets, for typewriters with movable figures. . . . .	166
Tacks. . . . .	82, 84, 88, 104
Tafia. . . . .	138
Tagging metal. . . . .	116
Tailors' irons. . . . .	104
Tails, undressed. . . . .	78
Tallow. . . . .	144, 178, 266
“ candles. . . . .	38
Tamarack logs and posts. . . . .	154, 179
Tampico fibre. . . . .	74
Tanners' bark. . . . .	150
Tannic acid. . . . .	50
Tanning articles. . . . .	52
Tape, dyed or undyed. . . . .	46
Tapestry, jute. . . . .	66
“ carpets. . . . .	160, 212
Tapioca. . . . .	34
Tape lines. . . . .	144
Tar, coal and pine. . . . .	144, 178, 388
Taraxacum. . . . .	52
Tartar, gray, and emetic tartar. . . . .	50
“ cream of. . . . .	52, 188
Tartaric acid crystals. . . . .	56
Tassels. . . . .	58, 190
Tea lead. . . . .	108
Tea. . . . .	146, 208, 222, 266, 389
Teasels. . . . .	146
Teak, African. . . . .	156
Teeth, artificial. . . . .	146
Telegraph Co., A. A., articles for. . . . .	164
“ instruments. . . . .	58
“ insulators. . . . .	58
“ poles. . . . .	156, 179, 224
Telephones. . . . .	58
Terra cotta, ornaments of. . . . .	58
Terra Japonica. . . . .	56
Theatrical costumes and scenery. . . . .	46
Thorium, nitrate. . . . .	56
Thread, crochet cotton. . . . .	46
“ cotton, sewing. . . . .	46, 186
“ on spools. . . . .	46
“ linen. . . . .	66, 190
“ for elastic webbing. . . . .	76
Threshers and separators. . . . .	94
Threshing machine outfit. . . . .	94
Ties, railway. . . . .	156, 179, 224, 307, 438
Tiles. . . . .	36, 56, 169, 184, 230, 318
Timber, square. . . . .	156, 179, 210, 224-226,
207, 439-444	
Tin, bichloride of. . . . .	50
Tin and manufactures of. . . . .	110, 174, 220,
249, 293, 360	
Tin strip waste. . . . .	110
“ foil. . . . .	110
Tinctures, containing spirits. . . . .	56
Tires, locomotive, &c. . . . .	92
Tobacco and manufactures of, N.E.S. . . . .	146, 178,
208, 222, 267, 301, 390, 511	
Tobacco, Excise (See Table of Contents)	
“ pipes, cigar holders, &c., all kinds. . . . .	148, 208
267, 391	
Toilet preparations. . . . .	126, 128
“ soap. . . . .	136
Tomatoes, fresh and in cans. . . . .	148
Tongues. . . . .	62, 132, 171, 176
Tonnage of vessels entered at and cleared	
from Canadian ports (See Table of	
Contents).	
Tonquin beans. . . . .	50
Tools and implements. . . . .	104, 200
“ track. . . . .	104
Tooth powders. . . . .	126
Topographical globes. . . . .	32
Torpedoes. . . . .	60
Tortoise and other shells. . . . .	146

## SESSIONAL PAPER No. 10

T		PAGE.	V		PAGE.
Tow of flax .....	66, 171, 218, 512	46	Vegetables, fresh or dry, salted or in cans.	148, 178, 208, 224, 269, 302, 395, 483-484	32
Towels, cotton .....	66, 190	60	“ labels for .....	60	40
“ linen, &c. ....	60, 190	62	“ manures .....	40	40
Toys, all kinds .....	62		Vehicles .....	40	40
Trawls .....			Velocipedes .....	48, 136, 186	48, 186
Trade and Commerce expenditure and mail subsidies (See Table of Contents).			Velvets, cotton .....	48, 186	136, 206
Trade, foreign (See Table of Contents).			“ silk .....	154	78
Tragacanth .....	52		Veneers, wood .....	154	
Treenails .....	148		Veneers, ivory .....	78	
Trees .....	130, 176, 204, 257, 373		Venezuela, imports and exports (See Table of Contents).		56
Tricycles .....	40, 184		Verdigris .....	34	
Trunks, pocket-books, purses, hat boxes, carpet bags, satchels, valises, &c. ....	148, 268, 392		Vermicelli .....	136, 140	92
Trusses .....	28		Vermouth .....	134	
Tubing, brass .....	82		Vessels, beams, sheets, &c., for .....		134
“ copper .....	84		“ and ships and repairs on .....		
“ iron and steel .....	104-106, 290		“ sea-going, tonnage of, entered and cleared at Canadian Ports (See Table of Contents).		
“ iron boiler .....	106		“ trading on lakes and rivers, tonnage of (See Table of Contents).		
“ silver .....	84		“ tonnage of, in coasting trade (See Table of Contents).		
“ zinc .....	110		Vines, grape .....	130	
Tubs .....	56, 154, 180		Vinegar .....	148	
Tubular bow sockets, steel for .....	102		Vitriol, blue .....	50	
Tufa .....	142		Vulture feathers .....	60, 190	
Tumeric .....	56				
Turnips .....	148, 178				
Turnip seed .....	134				
Turpentine, spirits of .....	148, 208, 268, 392				
Turtles .....	146				
Tuscan plaits .....	78, 194				
Tweeds .....	158, 210				
Twine and manufactures of .....	44, 170, 186, 216, 233, 281, 329, 489				
Twine, sail .....	66				
Twist, silk .....	136				
Type .....	116				
“ metal .....	116				
Typesetting machines .....	96				
Typewriters, &c. ....	96				
Turkey, imports and exports (See Table of Contents).					
U			W		
Undershirts and drawers .....	48, 136, 160		Wadding .....	46	
Ultramarine blue .....	124		Wads, gun .....	74	
Umbers .....	124		Wagons .....	40, 169, 184, 216, 279	
Umbrellas, parasols & sunshades .....	148, 208, 268, 393		Walking sticks .....	150	
“ sticks or handles .....	154		Wall paper .....	126	
“ materials for .....	114		Walnut wood .....	156, 210	
Unenumerated articles, paying 20 p. c. ad valorem duty .....	148		Walnuts .....	68	
Union collar cloth paper, not glossed, &c. ....	126		Ware, china and porcelain, C.C. and earthenware and stoneware .....	58, 188	
Universal mill or rolled edge steel plate .....	100, 240		Ware, fibre, indurated or vulcanized .....	74	
United States imports and exports (See Table of Contents).			“ plated and gilt .....	84, 196	
United States of Colombia, exports (See Table of Contents).			“ table, glass .....	72	
Upper leather .....	80, 173, 194, 289, 499		“ Japanned and stamped, granite, iron and enamelled .....	106, 200	
Uruguay, imports and exports (See Table of Contents).			Wares, willow or osier .....	158	
V			Warps .....	46	
Vaccine and ivory vaccine points .....	148		Wash boards .....	154	
Valerian .....	52		Washers, iron or steel .....	90	
Valises .....	148		Washes, toilet .....	126	
Vanilla beans .....	50		“ hair, tooth, &c. ....	126	
Varnish, liquid, dryers, &c. ....	148, 268, 394		Waste, cotton .....	48, 170, 186	
“ for ship's use .....	148		Watches, watch cases, actions and movements .....	150, 208, 269, 396	
Vaseline .....	56		Water colours .....	124	
Vaults .....	98		Waters, cologne and lavender .....	128	
Vegetable fibres .....	74		Wax, beeswax .....	150	
“ oil .....	120, 202		“ paraffine .....	150	
			“ sealing .....	150	
			“ vegetable or mineral .....	150	
			“ paraffine candles .....	38	
			“ manufactures of, N.E.S. ....	150	
			Webbing .....	150, 208, 269, 396	
			Wedges .....	104	
			Weeders .....	86	
			Weighing beams .....	98	
			Whalebone, unmanufactured .....	150	
			Whale oil .....	118, 175	
			“ soap .....	136	
			Wheat .....	36, 169, 184, 214, 276, 472	
			“ flour .....	36, 169, 184, 214, 277, 475	
			“ inspection of (See Table of Contents).		
			Wheelbarrows .....	40	

	W	PAGE.
Wheels, emery .....		58
Whips .....		150
“ articles for manufacture of .....		150
Whip gut .....		76
Whiskey .....	138, 177, 203, 222,	501
Whisks .....		38
White ash lumber .....		156
White wood lumber .....	156, 210	
White lead, dry .....	124, 204	
White zinc .....	124, 204	
Whiting .....		124
“ gilders' .....		124
White pine timber .....	156, 179, 226, 307,	442
Window cornices and cornice poles of all		
“ kinds .....		150
“ glass .....		72
“ shades .....		150
“ shade rollers .....		150
Wind mills .....		94
Wines and spirits .....	138-140, 177, 206-208,	
	222, 262, 300, 384	
Wines except sparkling .....	140, 177, 208	
“ sparkling .....		140, 208
“ spirits of .....		140
Wire, brass .....		82
“ Bessemer and homo .....		108
“ copper .....	84, 196	
“ crucible cast steel .....		108
“ fencing .....		106
“ round or flat .....		108
“ for boots and shoes .....		116
“ buckthorn and strip .....		106
“ nails .....		94
“ twisted, except iron and steel .....		116
“ cloth, brass .....		82
“ “ copper .....		84
“ “ N.E.S. .....		108
“ covered .....		108
“ fencing, barbed .....		106
“ for manufacture of wire cloth, &c. ..		108
“ 16 gauge or thinner .....		100
“ platinum .....		114
“ rigging .....		108
“ rods for wire manufacture .....		90
“ “ steel .....		104
“ rope, iron and steel .....		108
“ iron and steel, all other, N.E.S. ....		108
“ of all kinds, N.E.S. ....	108, 114	
Women's and children's dress goods, &c. ..		160
Wood and manufactures of, N.E.S. 150-158, 179-180		
210, 224-226, 269, 303-310, 397, 425-445 513-516		
Wood for wood pulp .....	156, 180, 226, 308, 436	
“ for match blocks .....	156, 179	

	W	PAGE.
Wood for fuel .....	150, 224, 303	
“ pulp .....	154, 180, 226, 309, 515	
“ screws .....		98
“ unmanufactured .....	150, 179-180, 224,	
	303-308, 425-445	
Woodenware .....		154, 180
Wool, manufactures of .....	158-162, 180, 210-212,	
	226, 270, 310, 398, 516	
“ net further prepared than washed		
“ N.E.S. ....	160, 210, 226, 310, 460	
“ cotton .....		48, 188
“ steel .....		102
Woollen fabrics .....	160, 208, 226, 310, 516	
Worm gut .....		76
Worsted, manufactures of (in wool) .....		160
Wrapping paper .....		126
Wringers, clothes .....		42
Writing slates .....		136
“ paper .....		126, 204

## X

Xyolite, xylonite, &c. ....	40
Xylonite or xyolite, collars of .....	44
“ “ cuffs of .....	44

## Y

Yams, fresh or dry, salted, &c. ....	148
Yarn, finer than No. 40 .....	48
“ coir .....	44
“ cotton .....	46, 48, 186
“ flax and hemp .....	66
“ hosiery .....	46
“ jute .....	66
“ knitting .....	46
“ woollen, &c. ....	158-160, 210
Yarns, N.E.S. ....	158
Yeast cakes and compressed yeast, &c., &c. ....	162
Yellow metal .....	116

## Z

Zinc and spelter, and manufactures of .....	110, 200,
	250, 361
“ salts of .....	56
“ seamless, drawn tubing .....	110
“ white .....	124, 204
“ dust .....	52

DOMINION OF CANADA  
REPORT  
OF THE  
DEPARTMENT OF TRADE AND COMMERCE  
FOR THE  
FISCAL YEAR (NINE MONTHS) ENDED MARCH 31  
1907  
PART II  
TRADE OF FOREIGN COUNTRIES  
AND  
TREATIES AND CONVENTIONS

*PRINTED BY ORDER OF PARLIAMENT*



OTTAWA  
PRINTED BY S. F. DAWSON, PRINTER TO THE KING'S MOST  
EXCELLENT MAJESTY  
1908





*To His Excellency the Right Honourable Sir Albert Henry George, Earl Grey, Viscount Howick, Baron Grey of Howick, in the County of Northumberland, in the Peerage of the United Kingdom, and a Baronet; Knight Grand Cross of the Most Distinguished Order of Saint Michael and Saint George, &c., &c., &c., Governor General of Canada.*

MAY IT PLEASE YOUR EXCELLENCY,—

The undersigned has the honour to present to Your Excellency the report of the Department of Trade and Commerce, (Part II, Trade of Foreign Countries and Treaties and Conventions) for the fiscal year (nine months) ended March 31, 1907.

All of which is respectfully submitted.

R. J. CARTWRIGHT,  
*Minister of Trade and Commerce.*

OTTAWA, February 8, 1908.



# TABLE OF CONTENTS.

## INTRODUCTION.

1. Report of Deputy Minister of Trade and Commerce. (Page IX.)
2. Area, Population, Imports and Exports of the Principal Countries of the World. (Page X.)
3. British and Foreign Currencies, Weights and Measures differing from those of Canada and used in the Trade Reports of the respective Countries named, with their equivalents in Canadian Legal Standards. (Page XII.)
4. Table showing Francs per 100 kilograms with Canadian Equivalent per 100 kilograms and per 100 pounds. (Page XXII.)

## TRADE OF FOREIGN COUNTRIES.

Trade of the Principal Countries of the British Empire and Foreign Countries during each of a period of years to date of the latest available report :—

### BRITISH EMPIRE.

- GREAT BRITAIN.—Imports and Exports by Countries, 1902 to 1906. (Page 2.)
- " Imports by Principal Articles, 1902 to 1906. (Page 5.)
  - " Exports (Home Produce) by Principal Articles, 1902 to 1906. (Page 16.)
  - " Exports (Foreign Produce) by Principal Articles, 1902 to 1906. (Page 23.)
  - " Imports by Principal Articles from Canada and United States, 1897 to 1906. (Page 23.)
  - " Exports (Home Produce) by Principal Articles to Canada and United States, 1897 to 1906. (Page 36.)
  - " Exports (Foreign Produce) by Principal Articles to Canada and United States, 1897 to 1906. (Page 42.)
- AUSTRALIAN COMMONWEALTH.—Imports and Exports by Countries, 1902 to 1906. (Page 49.)
- " Imports by Principal Articles, 1902 to 1906. (Page 51.)
  - " Exports by Principal Articles, 1902 to 1906. (Page 56.)
- BARBADOS.—Imports and Exports by Countries, 1902 to 1906. (Page 59.)
- " Imports by Principal Articles, 1902 to 1906. (Page 60.)
  - " Exports by Principal Articles, 1902 to 1906. (Page 61.)
- BRITISH GUIANA.—Imports and Exports by Countries, 1903 to 1907. (Page 62.)
- " Imports by Principal Articles, 1903 to 1907. (Page 63.)
  - " Exports by Principal Articles, 1903 to 1907. (Page 65.)
- BRITISH INDIA.—Imports and Exports by Countries, 1902 to 1906. (Page 66.)
- " Imports by Principal Articles, 1902 to 1906. (Page 68.)
  - " Exports by Principal Articles, 1902 to 1906. (Page 70.)
- BRITISH SOUTH AFRICA.—Imports and Exports by Countries, 1906. (Page 72.)
- " Imports by Principal Articles, 1906. (Page 74.)
  - " Exports by Principal Articles, 1906. (Page 77.)
- CEYLON.—Imports and Exports by Countries, 1901 to 1906. (Page 78.)
- " Imports by Principal Articles, 1901 to 1906. (Page 80.)
  - " Exports by Principal Articles, 1901 to 1906. (Page 82.)
- FUJI.—Imports and Exports by Countries, 1902 to 1906. (Page 83.)
- " Imports by Principal Articles, 1902 to 1906. (Page 84.)
  - " Exports by Principal Articles, 1902 to 1906. (Page 85.)

- GOLD COAST.—Imports and Exports by Countries, 1902 to 1906. (Page 86.)  
 " Imports by Principal Articles, 1902 to 1906. (Page 87.)  
 " Exports by Principal Articles, 1902 to 1906. (Page 88.)
- GRENADA.—Imports and Exports by Countries, 1902 to 1906. (Page 89.)  
 " Imports by Principal Articles, 1902 to 1906. (Page 90.)  
 " Exports by Principal Articles, 1902 to 1906. (Page 91.)
- JAMAICA.—Imports and Exports by Countries, 1903 to 1907. (Page 92.)  
 " Imports by Principal Articles, 1903 to 1907. (Page 93.)  
 " Exports by Principal Articles, 1903 to 1907. (Page 94.)
- LAGOS.—Imports and Exports by Countries, 1902 to 1906. (Page 95.)  
 " Imports by Principal Articles, 1902 to 1906. (Page 96.)  
 " Exports by Principal Articles, 1902 to 1906. (Page 97.)
- MAURITIUS.—Imports and Exports by Countries, 1902 to 1906. (Page 98.)  
 " Imports by Principal Articles, 1902 to 1906. (Page 100.)  
 " Exports by Principal Articles, 1902 to 1906. (Page 102.)
- NEWFOUNDLAND (including LABRADOR).—Imports and Exports by Countries, 1902 to 1906. (Page 103.)  
 " Imports by Principal Articles, 1902 to 1906. (Page 104.)  
 " Exports by Principal Articles, 1902 to 1906. (Page 106.)
- NEW ZEALAND.—Imports and Exports by Countries, 1902 to 1906. (Page 107.)  
 " Imports by Principal Articles, 1902 to 1906. (Page 108.)  
 " Exports by Principal Articles, 1902 to 1906. (Page 110.)
- SIERRA LEONE.—Imports and Exports by Countries, 1902 to 1906. (Page 111.)  
 " Imports by Principal Articles, 1902 to 1906. (Page 112.)  
 " Exports by Principal Articles, 1902 to 1906. (Page 113.)
- STRAITS SETTLEMENTS.—Imports and Exports by Countries, 1901 to 1905. (Page 114.)
- TRINIDAD.—Imports and Exports by Countries, 1903 to 1907. (Page 115.)  
 " Imports by Principal Articles, 1903 to 1907. (Page 116.)  
 " Exports by Principal Articles, 1903 to 1907. (Page 118.)

## FOREIGN COUNTRIES.

- ARGENTINE REPUBLIC.—Imports and Exports by Countries, 1901 to 1905. (Page 119.)  
 " Imports by Principal Articles, 1901 to 1905. (Page 120.)  
 " Exports by Principal Articles, 1901 to 1905. (Page 124.)
- AUSTRIA-HUNGARY.—Imports and Exports by Countries, 1901 to 1905. (Page 125.)  
 " Imports by Principal Articles, 1901 to 1905. (Page 126.)  
 " Exports by Principal Articles, 1901 to 1905. (Page 128.)
- BELGIUM.—Imports and Exports by Countries, 1902 to 1906. (Page 130.)  
 " Imports by Principal Articles, 1902 to 1906. (Page 131.)  
 " Exports by Principal Articles, 1902 to 1906. (Page 133.)
- BULGARIA.—Imports and Exports by Countries, 1901 to 1905. (Page 135.)  
 " Imports by Principal Articles, 1901 to 1905. (Page 136.)  
 " Exports by Principal Articles, 1901 to 1905. (Page 137.)
- CHILE.—Imports and Exports by Countries, 1901 to 1905. (Page 138.)  
 " Imports by Principal Articles, 1901 to 1905. (Page 139.)  
 " Exports by Principal Articles, 1901 to 1905. (Page 140.)
- CHINA.—Imports and Exports by Countries, 1902 to 1906. (Page 141.)  
 " Imports by Principal Articles, 1902 to 1906. (Page 143.)  
 " Exports by Principal Articles, 1902 to 1906. (Page 145.)
- DENMARK.—Imports and Exports by Countries, 1901 to 1905. (Page 147.)  
 " Imports by Principal Articles, 1901 to 1905. (Page 148.)  
 " Exports by Principal Articles, 1901 to 1905. (Page 150.)
- EGYPT.—Imports and Exports by Countries, 1901 to 1905. (Page 151.)  
 " Imports by Principal Articles, 1901 to 1905. (Page 152.)  
 " Exports by Principal Articles, 1901 to 1905. (Page 153.)
- FRANCE.—Imports and Exports by Countries, 1902 to 1906. (Page 154.)  
 " Imports by Principal Articles, 1902 to 1906. (Page 156.)  
 " Exports by Principal Articles, 1902 to 1906. (Page 158.)
- GERMANY.—Imports and Exports by Countries, 1901 to 1905. (Page 160.)  
 " Imports by Principal Articles, 1901 to 1905. (Page 162.)  
 " Exports by Principal Articles, 1901 to 1905. (Page 164.)

## SESSIONAL PAPER No. 10\*

GREECE.—Imports and Exports by Countries, 1901 to 1905.	(Page 166.)
"    Imports by Principal Articles, 1901 to 1905.	(Page 167.)
"    Exports by Principal Articles, 1901 to 1905.	(Page 168.)
HOLLAND.—Imports and Exports by Countries, 1901 to 1905.	(Page 169.)
"    Imports by Principal Articles, 1901 to 1905.	(Page 170.)
"    Exports by Principal Articles, 1901 to 1905.	(Page 172.)
ITALY.—Imports and Exports by Countries, 1901 to 1905.	(Page 174.)
"    Imports by Principal Articles, 1901 to 1905.	(Page 175.)
"    Exports by Principal Articles, 1901 to 1905.	(Page 177.)
JAPAN.—Imports and Exports by Countries, 1902 to 1906.	(Page 179.)
"    Imports by Principal Articles, 1902 to 1906.	(Page 180.)
"    Exports by Principal Articles, 1902 to 1906.	(Page 184.)
MEXICO.—Imports and Exports by Countries, 1902 to 1906.	(Page 187.)
"    Imports by Principal Articles, 1902 to 1906.	(Page 188.)
"    Exports by Principal Articles, 1902 to 1906.	(Page 190.)
NORWAY.—Imports and Exports by Countries, 1902 to 1906.	(Page 191.)
"    Imports by Principal Articles, 1902 to 1906.	(Page 192.)
"    Exports by Principal Articles, 1902 to 1906.	(Page 193.)
PORTUGAL.—Imports and Exports by Countries, 1901 to 1905.	(Page 195.)
"    Imports by Principal Articles, 1901 to 1905.	(Page 196.)
"    Exports by Principal Articles, 1901 to 1905.	(Page 197.)
ROMANIA.—Imports and Exports by Countries, 1901 to 1905.	(Page 198.)
"    Imports by Principal Articles, 1901 to 1905.	(Page 199.)
"    Exports by Principal Articles, 1901 to 1905.	(Page 200.)
RUSSIA.—Imports and Exports by Countries, 1901 to 1905.	(Page 201.)
"    Imports by Principal Articles, 1901 to 1905.	(Page 202.)
"    Exports by Principal Articles, 1901 to 1905.	(Page 204.)
SPAIN.—Imports and Exports by Countries, 1901 to 1905.	(Page 206.)
"    Imports by Principal Articles, 1901 to 1905.	(Page 207.)
"    Exports by Principal Articles, 1901 to 1905.	(Page 208.)
SWEDEN.—Imports and Exports by Countries, 1901 to 1905.	(Page 209.)
"    Imports by Principal Articles, 1901 to 1905.	(Page 210.)
"    Exports by Principal Articles, 1901 to 1905.	(Page 212.)
SWITZERLAND.—Imports and Exports by Countries, 1902 to 1906.	(Page 213.)
"    Imports by Principal Articles, 1902 to 1906.	(Page 214.)
"    Exports by Principal Articles, 1902 to 1906.	(Page 216.)
UNITED STATES.—Imports and Exports by Countries, 1903 to 1907.	(Page 218.)
"    Imports by Principal Articles, 1903 to 1907.	(Page 221.)
"    Exports by Principal Articles, 1903 to 1907.	(Page 226.)
URUGUAY.—Imports and Exports by Countries, 1901 to 1905.	(Page 231.)
"    Imports by Principal Articles, 1901 to 1905.	(Page 232.)
"    Exports by Principal Articles, 1901 to 1905.	(Page 234.)

## TREATIES AND CONVENTIONS.

Convention between Canada and France.	(Page 235.)
---------------------------------------	-------------





## REPORT OF THE DEPUTY MINISTER.

The Right Honourable,

SIR RICHARD J. CARTWRIGHT, G.C.M.G.,

Minister of Trade and Commerce,

Ottawa.

SIR,—The accompanying figures of *Foreign Trade* cover the usual information published year by year for the purpose of pointing out trade openings in foreign countries. They show as far as information has come to hand the aggregate trade and details of the principal imports and exports of such countries, thus giving Canadian manufacturers, producers and exporters as well as importers—information as to the resources and requirements of such countries, enabling those wishing to extend their business to judge as to whether and where there are openings for their particular lines, or where if they wish to import they may be able to purchase the goods they require.

There are unlimited openings for trade still unexploited by Canadians which with the fast increasing facilities for communication could well be taken advantage of with profit while still retaining grasp on what has already been secured. Energy backed by enterprise and capital could easily add an enormous increase to our trade figures, and it is to be hoped that the voluminous information published from time to time by the Department will assist materially those in position to take advantage of opportunities offering, to extend and increase their foreign trade in proportion to Canadian progress in other ways.

Respectfully submitted,

W. G. PARMELEE,

*Deputy Minister.*

## AREA, POPULATION, IMPORTS AND EXPORTS OF THE PRINCIPAL COUNTRIES OF THE WORLD.

NOTE.—Imports for Consumption and Exports of Domestic Produce, unless stated otherwise. Coin and Bullion excluded, unless stated otherwise.

COUNTRY.	Area.	Population.	Year ended.	FOREIGN COMMERCE.				Trade of Canada, Year ended Mar. 31, 1907.	
				Imports.	Exports.	Commerce with Canada.		(From Canadian Returns.)	
						Imports from.	Exports to.	Imports from.	Exports to.
Sq. Miles.				%	%	\$	%	\$	%
<i>British Empire.</i>									
Great Britain.....	121,091	44,100,231	Dec. 31, '06..	(a) 2,938,390,700	1,827,799,978	147,549,016	66,618,987	83,063,298	126,729,145
Australasia.....	2,972,906	4,119,481	" 31, '06..	206,339,800	274,715,138	1,478,255	319,531	292,375	2,452,847
New Zealand.....	104,751	908,726	" 31, '06..	69,608,760	86,823,017	764,495	145,100	219,646	868,994
Bermuda.....	19	22,329	" 31, '06..	1,937,789	590,300	269,861	6,516		348,035
<i>British Africa:—</i>									
British Central Africa.....	40,980	928,456	Mar. 31, '07..	1,137,997	244,535				
British South Africa.....	1,197,048	7,249,578	Dec. 31, '06..	145,317,067	206,377,880	1,991,937	29		
Gambia.....	3,619	155,000	" 31, '06..	1,365,046	1,456,359				
Gold Coast.....	119,260	1,696,965	" 31, '06..	7,942,108	9,285,862				
Lagos.....	28,910	1,388,847	" 31, '05..	3,616,624	4,688,323				
Mauritius.....	885	382,962	" 31, '06..	9,586,595	12,038,488	1,090			
Sierra Leone.....	30,000	1,680,000	" 31, '06..	3,603,966	2,561,530				
<i>British East Indies:—</i>									
British India.....	1,766,517	294,361,000	Mar. 31, '06..	363,188,874	512,500,492	55	2,461,643	3,982,279	24,739
Ceylon.....	25,332	3,950,123	Dec. 31, '06..	36,543,723	35,072,427	298	854,286		
Straits Settlements.....	1,542	603,460	" 31, '05..	159,897,582	132,626,586	4,365	144,239		
British Guiana.....	90,277	306,959	Mar. 31, '07..	7,573,716	7,964,546	547,211	2,260,376	3,463,817	524,312
British Honduras.....	7,562	40,372	Dec. 31, '05..	1,876,560	971,319	8,401		203	3,425
<i>British West Indies:—</i>									
Bahamas.....	4,404	59,142	" 31, '06..	1,525,145	1,025,772	14,843	9,821		
Barbados.....	166	196,287	" 31, '06..	5,802,346	3,062,685	421,808	1,183,695		
Grenada.....	133	69,784	" 31, '06..	1,052,772	992,011	74,251	2,278		
Jamaica.....	4,207	830,261	Mar. 31, '06..	9,348,053	8,607,206	771,191	543,295		
Leeward Islands.....	701	132,406	Dec. 31, '05..	1,957,280	1,766,654	132,690	995,832	4,825,861	2,526,997
St. Lucia.....	233	54,073	" 31, '06..	1,151,463	498,624	37,619	47,474		
St. Vincent.....	140	50,170	Mar. 31, '06..	336,272	253,018	12,585	21,091		
Trinidad and Tobago.....	1,868	331,613	" 31, '07..	11,111,569	7,572,747	631,673	988,449		
Turks and Caicos Islands.....	169	5,300	Dec. 31, '05..	133,980	116,368	9,762	12,468		
Canada.....	3,745,574	6,442,581	Mar. 31, '07..	330,770,281	290,634,707				
Cyprus.....	3,584	128,114	Dec. 31, '06..	2,442,682	2,260,041	84,923	98,487	163,668	54,116
Fiji.....	7,740	125,540	" 31, '06..	2,966,214	2,936,563	3,370,859	1,532,608	1,725,019	2,969,503
Newfoundland and Labrador.....	162,734	229,527	June 30, '07..	10,125,190	11,910,007				

## SESSIONAL PAPER No. 10\*

Foreign Countries.		1,117,059	5,078,000	31, '06	290,521,553	282,024,945	1,178,230	1,974,152	2,423,006
Argentina, Republic.....		241,197	47,735,000	" 31, '06	456,708,385	463,521,136	217,920	1,063,387	27,109
Austria-Hungary.....		11,370	7,098,948	" 31, '06	606,625,281	539,211,120	8,323,757	2,291,356	1,583,569
Belgium.....		3,218,166	14,333,915	" 31, '05	(c) 144,775,176	(c) 216,668,088	757,848	433,900	836,333
Brazil.....		37,189	4,099,000	" 31, '05	23,594,250	28,556,473	.....	.....	.....
Bulgaria.....		22,994	323,000	" 31, '05	5,239,000	8,138,000	.....	.....	.....
Central America {		46,774	1,804,000	" 31, '05	6,844,000	8,238,000	.....	.....	.....
Guatemala.....		46,250	745,000	" 31, '05	2,293,000	5,564,000	.....	.....	.....
Honduras.....		49,200	500,000	" 31, '04	3,202,000	3,926,000	.....	.....	.....
Nicaragua.....		7,225	1,007,000	" 31, '05	4,346,000	5,640,000	.....	.....	.....
San Salvador.....		292,343	3,401,000	" 31, '05	(c) 68,897,540	(c) 96,801,285	.....	.....	.....
Chile.....		3,924,837	433,553,000	" 31, '05	342,632,230	189,165,391	3,568,589	179,390	331,685
China.....		504,773	4,000,000	" 31, '04	14,453,000	12,658,000	.....	573,523	596,117
Columbia, United States of		14,000	1,955,884	" 31, '05	94,971,520	110,167,485	.....	.....	45,208
Cuba.....		14,844	2,700,000	" 31, '05	166,836,968	142,990,864	1,227,565	559,631	1,273,515
Denmark.....		736,400	35,736,000	" 31, '04	77,973,000	117,635,000	.....	33,804	126,842
Dutch East Indies.....		383,900	9,821,000	" 31, '06	118,613,397	122,893,763	.....	497,640	480
Egypt.....		204,321	39,250,000	" 31, '06	1,086,049,600	1,016,241,509	1,410,830	34,392	38,663
France.....		208,727	61,102,000	" 31, '05	1,696,600,350	1,364,130,796	1,758,230	8,647,514	1,982,322
Greece.....		24,399	2,434,000	" 31, '05	27,358,908	16,152,363	5,182,450	7,212,365	1,126,482
Hawaii.....		6,449	184,000	" 30, '07	18,587,434	26,238,562	.....	347,070	311
Italy.....		110,659	33,604,000	" 31, '05	398,462,782	334,066,402	47,392	19,664	7,420
Japan.....		147,476	48,304,000	" 31, '06	208,078,515	208,754,069	452,392	628,773	388,930
Mexico.....		767,060	13,606,894	" 30, '07	116,214,968	123,512,969	127,766	1,975,551	689,736
Netherlands (Holland).....		12,539	5,592,000	" Dec. 31, '05	29,207,172	26,964,617	498,668	1,968,483	395,665
Norway.....		124,090	2,311,000	" 31, '06	(c) 1,038,576,246	(c) 803,486,892	223,344	656,880	639,890
Sweden.....		172,875	5,316,000	" 31, '05	92,004,432	65,907,364	315,168	1,325,070	72,000
Paraguay.....		88,780	636,000	" 31, '04	155,998,512	120,656,816	35,376	72,000	343,857
Peru.....		635,743	4,500,000	" 31, '04	3,566,000	3,179,000	.....	129,625	.....
Philippines.....		115,926	7,635,000	" 30, '07	21,203,711	19,790,376	60,308	31,464	104,230
Porto Rico.....		3,606	1,000,000	" 30, '07	28,785,855	33,713,357	24,720	12,786	1,803
Portugal.....		34,254	5,197,000	" Dec. 31, '05	29,207,172	26,964,617	634,659	231,180	579,992
Romania.....		50,702	6,480,000	" 31, '05	65,532,240	32,258,520	.....	168,659	170,432
Russia.....		8,379,044	145,850,000	" 31, '05	(a) 65,144,834	(b) 88,220,493	.....	586	92,577
Spain.....		194,744	19,069,000	" 31, '05	327,063,805	554,822,375	288,611	288,611	292,524
Switzerland.....		15,439	3,459,000	" 31, '06	202,369,378	182,047,636	(d) 535,357	1,032,292	51,761
United States.....		3,025,600	84,515,000	" 30, '07	283,528,387	297,449,717	577,107	2,019,068	26,776
Uruguay.....		72,153	1,071,282	" Dec. 31, '05	(a) 1,434,421,425	1,853,718,034	73,334,615	199,289,731	86,810,422
Venezuela.....		593,358	2,591,000	" 30, '06	31,701,340	31,720,150	.....	217,969	134,028
					8,607,648	15,542,257	.....	78,686	17,554

(a) General imports or total imports.

(b) General exports or total exports.

(c) Includes coin and bullion.

(d) Trade with British Possessions in America.

## COINAGE, WEIGHTS AND MEASURES

To assist in arriving at a comprehensive understanding of the value of foreign currencies, weights and measures (as expressed in foreign trade returns, tariffs, &c.,) as compared with those of Canada, tables have been prepared as follows:—

As regards those of Canada, the law provides that the denominations of money in the currency of Canada shall be dollars, cents and mills, the cent being the one hundredth part of a dollar, and the mill one-tenth part of a cent.

That—The currency of Canada shall be such that the British sovereign (the pound sterling) of legal weight and fineness, shall be equal to four dollars eighty-six cents and two-thirds of a cent.

In like manner the law provides as respects weights, that the unit shall be the standard pound (avoirdupois) of 7,000 grains, one-sixteenth part of the standard pound shall be an ounce ( $437\frac{1}{2}$  grains) one hundred pounds a cental, and two thousand pounds a ton, and that four hundred and eighty grains shall be an ounce troy, or 5,760 grains a pound troy.

As regards measures—that the unit or standard measure of capacity, as well for liquids as for dry measures, shall be the gallon containing ten standard pounds weight of distilled water weighed with the water and air at a temperature of sixty-two degrees Fahrenheit, with the barometer at thirty inches, that the quart shall be one-fourth part of the gallon, and the pint one-eighth part of the gallon, and that eight gallons shall be a bushel.

This gallon commonly known as the 'Imperial Gallon,' contains 277.274 cubic inches, or 353.636 cylindrical inches.

The standard measure of length is the yard, one-third part of which it is provided shall be a foot, and the twelfth part of such foot shall be an inch.

In many countries the Metric system of weights and measures has been adopted. A separate table of Canadian equivalents of these is given in order to avoid repetition, the word 'Metric' being used in the general table in each case where the system is in vogue, as indicating a reference to that table.

The equivalent value of the monetary unit can only be given as respects those countries having a gold standard. Where silver is the standard, the value of the currency necessarily fluctuates correspondingly to the market value of silver bullion, and were any attempt made to quote the value of such currency it would, under present circumstances, be misleading, therefore, the weight in decimal parts of an ounce with the fineness of the coin is given instead, which will enable any one to approximate the value of the currency according to the current value of fine bar silver. As an example, say fine bar silver at 75 cents an ounce, the Bolivian dollar weighs .801 of an ounce, its fineness is .900, therefore  $75 \times .801 = 60.075$  which  $\times .900 = 54.0675$ , or a small fraction over 54 cents, and the actual intrinsic value of the pure silver contained in the coin, to which should be added a reasonable allowance to cover the value of the alloy, the cost of the coinage, and in some instances exchange, the aggregate of which would be approximately the current value in Canadian currency of the dollar in question.

Unless carefully noted, the quotations as usually given of the current value per ounce of silver may be misconstrued and lead to misapprehensions, as it is sometimes quoted per ounce *fine*, and sometimes per ounce *standard*; thus for instance on a certain day the London quotation reads 'fine silver per ounce standard 32 d.,' while on the same day it is quoted in New York ' $69\frac{1}{2}$  cents per ounce fine;' as 32 d. is equal to a fraction over  $64\frac{1}{8}$  cents, there would appear a difference of about  $4\frac{1}{8}$  cents per ounce between the two prices, the New York price appearing that much in excess of the other, were it not noticed that one is based upon *standard* fineness and the other upon absolute fineness, but by reducing the New York "fine" to London "standard" (of .925 fine, or 444 grains fine to the ounce) the actual difference between the two quotations is found to be only about  $\frac{1}{8}$  of one cent per ounce, the London price being that much in excess of the New York.



## SESSIONAL PAPER No. 10\*

To reduce the value of *standard* or sterling silver when expressed in pence to *fine* expressed in cents, multiply the pence and decimal parts thereof by 2.192.

To find the *standard* or sterling value expressed in pence and decimal parts thereof when *fine* is expressed in cents multiply the cents by 0.4562.

## METRIC WEIGHTS.

Denominations.	Grammes.	Equivalents.		Remarks.
		In pounds and decimal parts thereof, avoirdupois.	In grains, troy.	
Gramme.....	1	0.0022046223	15.4323564	The gramme is the actual unit, and is the weight of one cubic centimetre of distilled water.
Decagramme.....	10	0.022046223		
Hectogramme.....	100	0.22046223		
Kilogramme.....	1000	2.2046223		
Myriagramme.....	10000	22.046223		Sometimes called the metric ton.
Quintal or centier.....	100000	220.46223		
Millier (Ton Metric).....	1000000	2204.6223		
Decigramme.....	$\frac{1}{10}$		1.54323564	
Centigramme.....	$\frac{1}{100}$		15.4323564	
Milligramme.....	$\frac{1}{1000}$		154.323564	

1 pound = 453.59243 kilos.

1 English ton (2,240 lbs.) = 1016.047043 kilos.

1 Canadian ton (2,000 lbs.) = 907.18486 kilos.

## METRIC MEASURES OF CAPACITY.

Denominations.	Litres.	Equivalents.				
		Cubic centimetres.	In pints.	In quarts.	In gallons.	In bushels.
Litre.....	1	1.000	1.7598	.8799		
Decalitre.....	10	10.000	17.598	8.799	2.1999	
Hectolitre.....	100	100.000		87.99	21.9999	2.74969
Kilolitre.....	1000	1,000.000			219.9999	
Decilitre.....	$\frac{1}{10}$	100	175.98			
Centilitre.....	$\frac{1}{100}$	10	17.598			

1 quart = 1.13649 litres.

1 gallon = 4.5459631 litres.

1 bushel = 36.37 litres.

1 cubic metre = 35.3148 cubic feet.

1 cubic foot = .028317 cubic metre.

do = 1.307954 cubic yards.

1 " yard = 0.764553 " "

## METRIC MEASURES OF LENGTH.

Denominations.	Metres.	Canadian equivalents.			
		Inches.	Feet.	Yards.	Miles.
Metre.....	1	39.370113	3.280843	1.0936143	
Decametre.....	10		32.80843	10.936143	
Hectometre.....	100		328.0843	109.36143	
Kilometre.....	1000		3280.843	1093.6143	.62137
Decimetre.....	$\frac{1}{10}$	3.937011	.3280843	.10936143	
Centimetre.....	$\frac{1}{100}$	.3937011	.03280843	.010936143	
Millimetre.....	$\frac{1}{1000}$	.03937011	.003280843	.0010936143	

1 inch = 2.54 centimetres.

1 foot = .3048 of a metre.

1 yard = .914399 metre.

1 mile = 1.6093426 kilometres.

1 geographical mile or knot = 2027 yards = 1.152 miles = 1.85 kilometres.

BRITISH and Foreign Currencies, Weights and Measures, differing from those of Canada and used in the Tariffs and Trade Reports of the respective Countries named, with their Equivalents expressed in Canadian Legal Standards.

BRITISH EMPIRE.

Country.	Stand- ard.	Monetary Unit.	Equivalent Value in Canadian Currency.	Weights.	Canadian Equivalent.	Measure of Capacity.	Canadian Equiva- lent.	Measure of Length.	Canadian Equivalent.
Great Britain.....	Gold....	Pound or sov- ereign.	\$4.86 $\frac{2}{3}$	Pound Cwt. Ton	Lb. 112 lbs. 2,240 "	Usually same as Canadian. Quarter.....	8 bushels..	Same as Canadian....	
British Possessions, viz:—									
Antigua.....	"	Pound	4.86 $\frac{2}{3}$	"	2,240 "			"	
Bahamas.....	"	"	4.86 $\frac{2}{3}$	"	2,240 "			"	
Barbados.....	"	"	4.86 $\frac{2}{3}$	"	2,240 "			"	
Bermuda.....	"	"	4.86 $\frac{2}{3}$	"	2,240 "			"	
British Guiana.....	"	"	4.86 $\frac{2}{3}$	"	2,240 "			"	
" Honduras.....	"	Dollar	1.00	Same as Canadian. Cwt. Ton	112 lbs. 2,240 "	Same as Canadian. "		"	
" N. Guinea.....	"	Pound.	\$4.86 $\frac{2}{3}$ W.					"	
" N. Borneo.....	Silver...	Dollar	8701 P. 903	Picul Catty	133.33 lbs. 1.33 "	" "		"	
Cape of Good Hope and Orange Free State.	Gold....	Pound.	\$4.86 $\frac{2}{3}$						
Ceylon.....	"	Rupce of 100c	32.4 cents	Cwt. Ton Oke	112 lbs. 2,240 " 2.8 lbs.	" "	8 gallons..		
Cyprus.....	"	Pound..... 9 piastres., } = 360 paras., }	\$4.86 $\frac{2}{3}$ 1 schilling			Kiló. ....			
Dominica.....	"	Pound	\$4.86 $\frac{2}{3}$			Same as Canadian. "			
Falkland Island.....	"	"	4.86 $\frac{2}{3}$			"			
Fiji.....	"	"	4.86 $\frac{2}{3}$			"			
Gambia.....	"	"	4.86 $\frac{2}{3}$			"			
Gibraltar.....	"	Peseta	19.3 cents	Cwt. Ton	112 lbs. 2,240 "	Same as Canadian. "			
Gold Coast.....	"	Pound.	4.86 $\frac{2}{3}$	"	2,240 "	"			
Grenada.....	"	"	4.86 $\frac{2}{3}$			Old wine gallon....	833 of gall or $\frac{1}{8}$ "		

[illegible]

7-8 EDWARD VII., A. 1903

British and Foreign Currencies, Weights and Measures, differing from those of Canada and used in the Tariffs, &amp;c.—Continued.

## FOREIGN COUNTRIES.

Country.	Stand- ard.	Monetary Unit.	Equivalent Value in Canadian Currency.	Weight.	Canadian Equivalent.	Measure of Capacity.	Canadian Equiva- lent.	Measure of Length.	Canadian Equivalent.
Argentine Republic.	Gold	Peso	96.5 cents.	Metric. *Libra Arroba = 25 libras	1.0127 lbs. 25.3175 "	Metric. Frasco	2.0915 qts.	Metric. Vara (3 pies)	34.1208 in.
Austria-Hungary.	"	Crown.	20.3 "	Metric.		Metric.		Metric.	
Belgium.	"	Franc	19.3 "	"		"		"	
Bolivia.	Silver	Boliviano	47.8 "	"		"		"	
Brazil.	Gold	Milreis	54.61 "	"		"		"	
Bulgaria.	"	Lew	19.3 "	"		"		"	
Central American States—									
Colombia.	"	Dollar	\$1.00	"	*Libra			"	
Costa Rica.	"	Colon	46.5 cents	"		Cantara = 4 cuartil. Fanega = 4 cuartil.	3.5525 galls. 1.31208 bu.	Vara	38.874 in.
Guatemala	Silver	"	47.8 "	"		"		"	
Honduras	"	"	47.8 "	"		"		"	
Nicaragua	"	"	47.8 "	"		"		"	
Salvador	"	"	47.8 "	"		"		"	
Chile.	Gold	Peso	36.5 "	Libra	1.043 lbs.	Quartillo	1.353 qts.	Vara	33.367 in.
		W.				Fanega	2.1458 bu.		
China	Silver	(Silver peso) Shanghai tael	.801 1.29775	Tael Catty Picul	.083 lbs. 1.33 " 2.240 "	Same as Canadian.		10 fun = 1 tsün = 10 tsün = 1 chek = 10 chek = 1 ch'ang =	1.41 Eng. in. 14.1 " 141 ft. in., or nearly 4 yds.
Congo Free States.	Gold	Franc	19.3 cents	Metric.		Metric.		Metric.	
Cuba	"	Peso	92.6 "	Libra = 16 onzas	1.061 lbs.	Arroba = 32 quartil. Fanega = 12 almud.	3.552 galls. 1.332 bush.	Vara (3 pies)	33.384 in.
Denmark	"	Crown.	26.8 "	Arroba = 24 libras. Pund	25.4024 lbs. 1.102 "	Pot	.2126 galls.	Ell	2.06 ft.
						Tönder	3.8 Imp. bus. (corn.) 4.6775 bus. (coal.)		
Ecuador	"	Suere	48.7 cents	Metric.		Viertel	1.7 galls.	Foot	1.03 "
						Metric.		Metric.	

SESSIONAL PAPER No. 10\*

Egypt	Gold.	Pound of 100 piastres.	\$4.94 $\frac{1}{10}$	Metric *oke Kantar = 36 okes Pound	2.75 lbs. 99 " 0.437 lbs.	Metric. Can.	576 gall.	Metric. Ell.	649 yds.
Finland	"	Mark of 100 penn.	19.3 "	Metric. "	1 lb. 27.5375 lbs. 100.06875 "	Metric. "			
France.	"	Gram.	19.3 "	Metric. "					
German Empire.	"	Mark.	23.8 "	"					
Greece.	"	Drachma.	19.3 "	"					
Hayti.	"	Gourde peso.	96.5 "	Libra Arroba. Quintal					
Italy	"	Lira.	19.3 "	Metric.					
Japan	"	Yen.	19.8 "	1 kwan-me = 1,000 monme, 1 hiyaku-me = 100 monme.					
Java.	Silver.	Dollar of 2½ guldens.	W. F. .9027 .868	Catty Picul Ton Catty Picul	0.0082847 lbs. avoirdupois. 1.333 lbs. 133.3 " 2240 " 1.35 " 135 "	Same as Canadian.			
Liberia.	Gold.	Dollar	Same as Canadian.	Same as Canadian.		1 gallon	833 1 in. Same as Canadian. p. gall.		
Mexico.	"	"	49.8 cents.	Metric. Libra.	1.0142 lbs. 25.3645 "	Metric. Fiasco.	2.18 qts. 1.291 bush.	Metric. Vara.	32.9 in.
Netherlands.	"	Florin.	40.2 "	Metric.					
Norway	"	Crown.	26.8 "	"					
Persia.	Silver.	Kran.	7.8 "	*Skapound.	.937 lbs.	Kann	5763 galls	Fet	.974 ft
Peru.	Gold.	Sol.	13.7 "	Libra.	1.0143 lbs.				
Philippine Islands.	"	Peso.	50.0 "	Metric.					
Porto Rico.	"	"	92.6 cents	Libra = 16 onzas.	1.0161 lbs.	Metric. Arroba = 32 quart- illos.	3.552 galls	Vara (3 pies).	33.384 in.
Portugal.	"	Milreis.	108 "	Arroba = 25 libras	25.402 "	Fanega = 12 albu- des.	1.332 bush.		
Roumania.	"	Leu.	19.3 "	Metric		Metric.			

\* Old weights and measures sometimes used. The values in Chinese Imperial Customs Returns are always given in Haikwan taels, which are relatively in value equal to about 1.113 Shanghai taels. The tael is in reality not a standard of value (there is no such coin), but of weight, and when used in the sense of a value it only represents its weight in gold or silver, as the case may be, the real difficulty is to establish its exact equivalent in grains. Authorities differ greatly, as also does the practice in different sections of China. The Chinese are far from being exact, and the probability is that there exists a standard, and a further probability that it is equal to 16 Japanese monmees, or 579.72 grains, which figures have been used in computing the value as above. It will be observed, however, that these figures fall short about 3.61 grains from the weight usual (say 1½ oz. per tael) in dealing with the weights other than those of gold and silver. § Usually reckoned same as Chinese Picul of 133½ lbs. φ This is long measure. Therefore by cloth measure 1 sun = 1.4916 in. and 1 jo = 1.4916 in.



BRITISH and Foreign Currencies, Weights and Measures, differing from those of Canada and used in the Tariffs, &c.—*Concluded.*FOREIGN COUNTRIES—*Concluded.*

Country.	Stand- ard.	Monetary Unit.	Equivalent Value in Canadian Currency.	Weights.	Canadian Equivalent.	Measure of Capa- city.	Canadian Equiva- lent.	Measure of Length.	Canadian Equivalent.
Russia.	Gold.	Ruble.	51.5 cents.	Pood = 40 funts.	36 lbs. avoi- rdupois.	Vedro = 10 krouck- has	2.707 l m p. galls.	Sajene = 3 arshins. Arshin = 16 vershoks. Russian inch.....	7 ft. 28 inches. English inch
Servia.	"	Dinar.	19.3 cents.	Metric.		Metric		Metric.	
Siam.	Silver.	Tical.	W. .488 F. .880	Bat or tical Catty SPicul Coyan Metric Skaepund Metric Oke Kantar = 40 okes.	.0337 lbs. 1.35 " 135 " 5.238 " 937 lbs. 2.69 lbs.				
Spain.	Gold.	Peseta.	19.3 cents						
Sweden.	"	Crown.	26.8 "						
Switzerland.	"	Franc.	19.3 "						
Tripoli.	Silver.	Mahbub of 20 piastres.	Contains 313.2 grains of pure silver, but as the weight of the coin is not attain- able the usual fig- ures cannot be given. It is worth about .83 of the val- ue of the Mexican silver dollar.						
Tunis.	"	5 piastres.	W. .511 F. .899						
Turkey.	Gold.	Piastres.	4.4 cents	Metric; oke. Kantar = 44 okes. Teheky = 4 kantars.	2.8 lbs.		2.2 galls. Metric. Bulok or 1,000 der- hems.	Metric. Archine = 8 rouse. 1 rouse = 2ghuiraghs.	26.779 in.
United States of America.	"	Dollar.	Practically same as Canadian; actually about $\frac{100}{105}$ of 1% more; 29,199 U. S. dollars are legally of the same value as 29,200 Canadian dollars.	Usually same as Can- adian; but in con- nection with Cus- toms matters the ton is 2,240 pounds.			.833 l m p. gall.	Same as Canadian.	

## SESSIONAL PAPER No. 10\*

[illegible]

§ Usually reckoned the same as the Chinese picul of 133½ lbs.

§ Usually reckoned the same as the Chinese picul of 133½ lbs.

7-8 EDWARD VII., A. 1908

TABLE of constant Factors, which multiplied by the current value per ounce of silver, either pure or standard as the case may be, will give the value of the silver contained in the coin referred to, to which if there be added a small percentage to cover the value of the alloy and the cost of coinage, the aggregate will equal the the intrinsic value in Canadian currency of the coin in question.

Country.	Monetary Unit.	Constant factor to be Multiplied by price per ounce of	
		Pure Silver.	Standard Silver.
Bolivia.....	Dollar.....	7209	77935
British North Borneo.....	".....	7857	84940
Ceylon.....	Rupee.....	34375	37162
China.....	Shanghai tael....	1 06885	1 15552
	Haikwan tael....	1 20775	1 30567
Colombia.....	Peso.....	71949	77782
Guatemala.....	".....	7227	78129
Honduras.....	".....	7361	79578
Hong Kong.....	Dollar.....	7857	84940
Java.....	".....	78354	84707
Labuan.....	".....	7857	84940
Mauritius.....	Rupee.....	34375	37162
Nicaragua.....	Peso.....	7361	79578
Persia.....	Kran.....	13118	14182
Philippine Islands.....	Peso.....	75114	81204
Sarawak.....	Dollar.....	6857	89940
Salvador.....	Peso.....	8361	79578
Siam.....	Tical.....	42944	46425
Straits Settlements.....	Dollar.....	7857	84940
Tunis.....	5 piastres.....	45939	49663

## SESSIONAL PAPER No. 10\*

TABLE of Sterling Pence (20 to  $31\frac{1}{8}$ ) and fractions thereof, with statutory equivalents in Canadian cents and decimal parts thereof, for use in connection with the foregoing table of Constant Factors.

EXAMPLE—Silver at  $27\frac{1}{2}$  pence per oz. standard, what is the value of the silver in the Bolivian dollar  
ANSWER— $.77935 \times 56.016 = 43.656$ , or nearly  $43\frac{3}{5}$  cents.

Pence.	Cents.	Pence.	Cents.	Pence.	Cents.
20	40.555	24	48.666	28	56.777
$20\frac{1}{4}$	40.809	$24\frac{1}{4}$	48.920	$28\frac{1}{4}$	57.030
$20\frac{1}{2}$	41.062	$24\frac{1}{2}$	49.173	$28\frac{1}{2}$	57.281
$20\frac{3}{8}$	41.315	$24\frac{3}{8}$	49.427	$28\frac{3}{8}$	57.537
$20\frac{1}{2}$	41.569	$24\frac{1}{2}$	49.680	28	57.791
$20\frac{5}{8}$	41.822	$24\frac{5}{8}$	49.934	$28\frac{5}{8}$	58.044
$20\frac{3}{4}$	42.076	$24\frac{3}{4}$	50.187	$28\frac{3}{4}$	58.298
$20\frac{7}{8}$	42.329	$24\frac{7}{8}$	50.440	$28\frac{7}{8}$	58.551
21	42.583	25	50.694	29	58.805
$21\frac{1}{8}$	42.836	$25\frac{1}{8}$	50.947	$29\frac{1}{8}$	59.058
$21\frac{1}{4}$	43.090	$25\frac{1}{4}$	51.201	$29\frac{1}{4}$	59.312
$21\frac{1}{2}$	43.343	$25\frac{1}{2}$	51.454	$29\frac{1}{2}$	59.565
$21\frac{3}{8}$	43.597	$25\frac{3}{8}$	51.708	$29\frac{3}{8}$	59.819
$21\frac{1}{2}$	43.850	$25\frac{1}{2}$	51.961	$29\frac{1}{2}$	60.072
$21\frac{5}{8}$	44.104	$25\frac{5}{8}$	52.215	$29\frac{5}{8}$	60.326
$21\frac{3}{4}$	44.357	$25\frac{3}{4}$	52.468	$29\frac{3}{4}$	60.579
22	44.611	26	52.722	30	60.832
$22\frac{1}{8}$	44.864	$26\frac{1}{8}$	52.975	$30\frac{1}{8}$	61.085
$22\frac{1}{4}$	45.118	$26\frac{1}{4}$	53.229	$30\frac{1}{4}$	61.339
$22\frac{1}{2}$	45.371	$26\frac{1}{2}$	53.482	$30\frac{1}{2}$	61.592
$22\frac{3}{8}$	45.625	$26\frac{3}{8}$	53.736	$30\frac{3}{8}$	61.846
$22\frac{1}{2}$	45.878	$26\frac{1}{2}$	53.989	30	62.099
$22\frac{5}{8}$	46.131	$26\frac{5}{8}$	54.243	$30\frac{5}{8}$	62.353
$22\frac{3}{4}$	46.385	$26\frac{3}{4}$	54.496	$30\frac{3}{4}$	62.606
23	46.638	27	54.75	31	62.86
$23\frac{1}{8}$	46.892	$27\frac{1}{8}$	55.002	$31\frac{1}{8}$	63.113
$23\frac{1}{4}$	47.145	$27\frac{1}{4}$	55.256	$31\frac{1}{4}$	63.367
$23\frac{1}{2}$	47.399	$27\frac{1}{2}$	55.509	31	63.620
$23\frac{3}{8}$	47.652	$27\frac{3}{8}$	55.763	$31\frac{3}{8}$	63.874
$23\frac{1}{2}$	47.906	$27\frac{1}{2}$	56.016	$31\frac{1}{2}$	64.127
$23\frac{5}{8}$	48.159	$27\frac{5}{8}$	56.27	$31\frac{5}{8}$	64.381
$23\frac{3}{4}$	48.413	$27\frac{3}{4}$	56.523	$31\frac{3}{4}$	64.634

7-8 EDWARD VII., A. 1908

TABLE showing Francs per 100 kilograms with Canadian Equivalent per 100 kilograms and per 100 pounds.

NOTE:—This table will apply to the following Countries—Belgium, Bulgaria, Congo Free State, France, Italy, Roumania, Servia, Spain, Switzerland and Venezuela

Per 100 Kilograms.	Per 100 Pounds.	Per 100 Kilograms.	Per 100 Pounds.	Per 100 Kilograms.	Per 100 Pounds.	Per 100 Kilograms.	Per 100 Pounds.	Per 100 Kilograms.	Per 100 Pounds.
Francs.	§ cts.	Francs.	§ cts.	Francs.	§ cts.	Francs.	§ cts.	Francs.	§ cts.
1	0.193	56	10.81	111	21.42	166	32.04	14.56	§ cts.
2	0.39	57	11.00	112	21.62	167	32.23	14.65	
3	0.58	58	11.19	113	21.81	168	32.32	14.73	
4	0.77	59	11.39	114	22.00	169	32.62	14.82	
5	0.97	60	11.58	115	22.20	170	32.81	14.91	
6	1.16	61	11.77	116	22.39	171	33.00	15.00	
7	1.35	62	11.97	117	22.58	172	33.20	15.09	
8	1.54	63	12.16	118	22.77	173	33.39	15.17	
9	1.74	64	12.35	119	22.97	174	33.58	15.26	
10	1.93	65	12.55	120	23.16	175	33.78	15.35	
11	2.12	66	12.74	121	23.35	176	34.07	15.44	
12	2.32	67	12.93	122	23.55	177	34.16	15.52	
13	2.51	68	13.12	123	23.74	178	34.35	15.61	
14	2.70	69	13.32	124	23.93	179	34.55	15.70	
15	2.90	70	13.51	125	24.13	180	34.74	15.79	
16	3.09	71	13.70	126	24.32	181	34.93	15.87	
17	3.28	72	13.90	127	24.51	182	35.13	15.96	
18	3.47	73	14.09	128	24.70	183	35.32	16.05	
19	3.67	74	14.28	129	24.90	184	35.51	16.14	
20	3.86	75	14.48	130	25.09	185	35.71	16.23	
21	4.05	76	14.67	131	25.28	186	35.90	16.32	
22	4.25	77	14.86	132	25.48	187	36.09	16.40	
23	4.44	78	15.05	133	25.67	188	36.28	16.49	
24	4.63	79	15.25	134	25.86	189	36.48	16.58	
25	4.83	80	15.44	135	26.06	190	36.67	16.67	
26	5.02	81	15.63	136	26.25	191	36.86	16.75	
27	5.21	82	15.83	137	26.44	192	37.06	16.84	
28	5.40	83	16.02	138	26.63	193	37.25	16.93	
29	5.60	84	16.21	139	26.83	194	37.44	17.02	
30	5.79	85	16.41	140	27.02	195	37.67	17.11	
31	5.98	86	16.60	141	27.21	196	37.83	17.19	
32	6.18	87	16.79	142	27.41	197	38.02	17.28	
33	6.37	88	16.98	143	27.60	198	38.21	17.37	
34	6.56	89	17.18	144	27.79	199	38.41	17.46	
35	6.76	90	17.37	145	27.99	200	38.60	17.54	



## SESSIONAL PAPER No. 10\*

36	6.45	3.16	91	17.56	7.98	146	28.18	12.81	205	39.57	17.98
37	7.14	3.25	92	17.76	8.07	147	28.37	12.89	210	40.53	18.42
38	7.33	3.33	93	17.95	8.16	148	28.56	12.98	215	41.50	18.86
39	7.53	3.42	94	18.14	8.25	149	28.76	13.07	220	42.46	19.29
40	7.72	3.51	95	18.34	8.34	150	28.95	13.16	225	43.43	19.74
41	7.91	3.60	96	18.53	8.42	151	29.14	13.24	230	44.25	20.18
42	8.11	3.69	97	18.72	8.51	152	29.34	13.33	235	45.08	20.62
43	8.30	3.77	98	18.91	8.60	153	29.53	13.42	240	45.90	21.06
44	8.49	3.86	99	19.11	8.69	154	29.72	13.51	245	46.72	21.50
45	8.69	3.95	100	19.30	8.77	155	29.92	13.60	250	47.54	21.94
46	8.88	4.04	101	19.49	8.86	156	30.11	13.68	255	48.36	22.38
47	9.07	4.12	102	19.69	8.95	157	30.30	13.77	260	49.18	22.82
48	9.26	4.21	103	19.88	9.03	158	30.49	13.86	265	50.00	23.26
49	9.46	4.30	104	20.07	9.12	159	30.69	13.95	270	50.82	23.70
50	9.65	4.39	105	20.27	9.21	160	30.88	14.03	275	51.64	24.14
51	9.84	4.47	106	20.46	9.30	161	31.07	14.12	280	52.46	24.58
52	10.04	4.56	107	20.65	9.38	162	31.27	14.21	285	53.28	25.02
53	10.23	4.65	108	20.84	9.47	163	31.46	14.30	290	54.10	25.46
54	10.42	4.74	109	21.04	9.56	164	31.65	14.38	295	54.92	25.90
55	10.62	4.83	110	21.23	9.65	165	31.85	14.47	300	55.74	26.34

## COINAGE of Undermentioned Countries with Equivalent Value in Canadian Currency.

Country.	Monetary Unit.	Equivalent Value in Canadian Currency.	Weights and Measures in use.
Belgium.....	Franc.....	Cts.	Metric.
Bulgaria.....	Lev.....	19.3	"
Congo Free State.	Franc.....	19.3	"
France.....	Franc.....	19.3	"
Italy.....	Lira.....	19.3	"
Romania.....	Leu.....	19.3	"
Serbia.....	Dinar.....	19.3	"
Spain.....	Peseta.....	19.3	"
Switzerland.....	Franc.....	19.3	"
Venezuela.....	Bolivar.....	19.3	"



# TRADE OF FOREIGN COUNTRIES

AND

## TREATIES AND CONVENTIONS

BRITISH EMPIRE.  
GREAT BRITAIN.

VALUE of the Total Imports and Exports of Merchandise, from and to each British Possession and Foreign Country for Years ended December 31, 1902 to 1906, inclusive.

IMPORTS.					COUNTRIES.		EXPORTS.				
1902.	1903.	1904.	1905.	1906.			1902.	1903.	1904.	1905.	1906.
£	£	£	£	£		<i>British Possessions.</i>	£	£	£	£	£
22,964,537	26,669,855	22,621,164	25,695,898	30,318,291	Canada.....		11,995,877	12,744,144	12,248,342	13,767,079	15,477,260
4,683,367	613,610	516,518	503,307	630,650	Newfoundland and Labrador.....		445,169	452,280	557,601	500,888	586,848
1,403,519	1,695,256	1,586,243	1,666,614	1,564,217	Channel Islands.....		1,225,754	1,320,912	1,320,912	1,321,448	1,553,186
32,740	24,860	29,297	38,985	30,214	Gibraltar.....		863,352	1,015,545	1,037,395	863,171	847,579
56,243	65,408	47,823	41,158	40,927	Malta and Gozo.....		1,326,357	1,167,629	1,273,001	1,193,337	1,110,693
					(Western Coast of Africa, including Gambia, Sierra Leone, the Gold Coast, Lagos, and Niger Protectorate.....)		3,090,847	3,128,590	3,035,418	3,036,910	3,277,885
1,991,571	2,142,950	2,456,982	2,368,642	2,739,458	Ascension.....		6,344	7,135	14,834	3,144	5,344
118	145	176	230	68	St. Helena.....		72,071	43,597	53,183	36,865	30,505
3,301	1,014	541	666	246	South Africa—Cape of Good Hope.....		18,158,190	18,897,515	13,087,689	11,513,083	11,574,385
5,123,609	5,201,786	4,933,489	4,909,116	5,540,870	Natal.....		8,284,691	8,113,490	5,965,434	6,326,284	5,147,410
530,138	593,672	524,005	632,346	796,916	(Eastern Coast of Africa, including Protectorates of Zanzibar and Pemba, and other British Possessions.....)		193,956	179,849	317,727	462,015	570,655
125,640	154,491	195,831	183,200	235,092	Mauritius.....		436,352	476,333	472,477	398,818	446,148
					Somaland Protectorate.....					1,059	1,141
					Aden.....		247,821	349,211	327,209	262,156	298,746
					British India.....		33,491,085	35,320,217	41,544,494	44,361,153	46,410,498
					Straits Settlements.....		2,804,516	3,200,269	3,183,329	3,321,193	4,033,896
					Labuan.....		3,812	6,872	4,637	3,460	5,579
					Ceylon.....		1,509,870	1,512,282	1,460,143	1,435,279	1,662,092

123,424	193,633	166,860	133,365	144,727	Cyprus.....	67,380	86,907	135,306	142,702	127,635
610,398	582,754	466,811	386,440	638,567	Hong Kong.....	2,271,217	2,891,710	4,574,767	3,841,735	3,220,498
19,734,017	17,657,527	23,568,918	26,968,977	29,137,890	Wethaiwei.....	21,529,406	18,129,369	19,841,230	19,474,463	22,781,283
10,883,648	12,741,510	13,301,222	15,607,750	15,607,750	Australia, including Tasmania.....	6,158,885	6,954,820	6,807,420	6,994,806	8,052,476
40,895	10,161	24,918	111,024	20,841	Fiji Islands.....	138,954	36,298	38,978	37,078	94,148
.....	.....	46,595	46,595	3,142	Other Islands in the Pacific (British).....	.....	.....	.....	1,120	3,276
.....	3,908	4,569	6,512	7,093	Bermuda.....	195,672	219,971	219,232	191,136	117,066
.....	7,999	9,656	9,981	15,360	British Borneo.....	13,717	20,817	22,025	33,242	30,918
.....	4,339	2,845	450	590	" New Guinea.....	1,650	2,485	3,219	5,879	4,555
.....	1,608,878	1,895,212	1,971,654	2,108,332	" West India Islands.....	2,231,107	2,369,838	2,333,945	2,314,509	2,515,221
.....	414,396	487,874	553,663	526,011	" Guiana.....	690,021	698,124	638,894	724,429	724,429
.....	187,545	185,569	207,234	" Honduras.....	77,518	37,490	39,386	40,520	41,906	44,960
.....	118,133	127,740	141,031	144,634	Falkland Islands.....	40,080	1,473	1,452	1,592	1,766
.....	58,142	103,163	151,491	161,327	Deep Sea Fisheries.....	1,380	.....	.....	.....	.....
106,916,457	113,670,732	120,618,406	127,868,736	142,165,240	.....Totals, British Possessions.....	117,578,892	119,484,189	120,783,496	122,712,920	130,647,651
25,673,958	30,922,997	31,402,838	33,366,234	30,051,348	Foreign Countries.....	13,892,782	16,163,912	15,285,157	14,884,050	15,942,057
9,597,844	10,310,063	9,707,472	9,927,963	10,731,582	Russia.....	5,040,808	5,301,989	5,329,356	6,016,332	6,638,178
5,408,650	5,725,696	5,644,475	5,954,870	6,903,948	Sweden.....	3,136,732	3,181,195	3,322,922	3,712,352	4,212,766
15,728,713	16,795,951	16,101,808	15,606,991	16,591,413	Norway.....	4,123,167	4,043,583	4,031,248	4,099,471	5,383,693
.....	.....	.....	.....	.....	Denmark (including Iceland and Greenland).....	54,731	54,731	48,801	79,743	70,258
.....	.....	.....	.....	.....	Danish West India Islands.....	33,091,565	34,516,339	36,427,850	42,742,360	48,312,362
.....	.....	.....	.....	.....	Germany.....	134,456	149,212	145,257	215,632	256,939
.....	.....	.....	.....	.....	German Possessions.....	13,071,131	14,040,131	12,902,663	11,516,887	16,383,123
.....	.....	.....	.....	.....	Holland.....	2,565,331	2,693,576	3,002,515	3,674,031	3,745,421
.....	.....	.....	.....	.....	Dutch Possessions.....	12,619,571	12,746,608	13,474,492	14,818,923	16,733,913
.....	.....	.....	.....	.....	Belgium.....	22,275,721	23,146,730	21,702,405	23,232,667	28,784,829
.....	.....	.....	.....	.....	France.....	1,194,750	1,582,455	1,501,270	1,674,527	1,797,699
.....	.....	.....	.....	.....	French Possessions.....	2,258,177	2,457,240	2,675,580	2,826,257	3,258,436
.....	.....	.....	.....	.....	Portugal.....	2,637,559	3,249,598	2,647,651	3,518,548	3,893,046
.....	.....	.....	.....	.....	Portuguese Possessions.....	5,366,173	5,246,088	4,911,213	4,841,774	5,339,688
.....	.....	.....	.....	.....	Spain.....	895,143	915,826	1,028,243	1,012,200	1,141,569
.....	.....	.....	.....	.....	Spanish Possessions.....	8,063,749	8,472,496	9,222,799	9,787,306	12,481,720



## GREAT BRITAIN

VALUE of the Total Imports and Exports of Merchandise, from and to each Foreign Country, &c.—*Concluded.*

IMPORTS.					EXPORTS.				
1902.	1903.	1904.	1905.	1906.	Countries.				
£	£	£	£	£	<i>Foreign Countries—Con.</i>				
580	1,410	1,615			1,208 Arabia (Muscat).....	23,469	20,516	38,776	40,958
210,585	175,625	278,622	151,008		" other Native States.....	384,179	413,217	455,400	491,979
77,749	75,745	62,710	58,247		226,673 Persia.....	67,829	77,777	60,350	63,523
					72,814 Liberia.....	26	79	17	
88,964	134,645	102,298	322,682		Other Native Territories in the Indian Ocean	254,183	300,195	624,141	685,403
2,407,207	2,679,367	2,761,841	2,340,346		571,419 Siam.....	7,188,810	6,798,015	8,889,950	12,306,188
					(China exclusive of Hong Kong, Waihaiwei	50,266	119,745	60,637	66,516
1,898,919	2,276,445	2,349,477	1,860,313		and Maceo).....	5,276,641	4,717,255	5,013,674	9,796,900
					10 Korea.....				60,907
					2,954,285 Japan.....				11,322
247,861	212,448	270,516			110 Hawaii.....	463,332	996,377	96,097	357
61,485	49,987	67,351	31,354		21 Islands in the Pacific (except Fiji).....	199,131	284,998	313,279	334,081
126,961,601	123,112,652	119,227,802	115,573,051		42,862 Hayti and San Domingo.....	43,081,073	41,605,206	39,272,433	53,240,325
43,457	333,637	179,738	163,137		131,101,540 United States.....	1,724,830	2,074,027	2,592,834	2,638,211
2,251,289	1,985,905	2,357,893	1,889,302		213,138 Cuba and Porto Rico.....	854,492	706,396	1,334,148	1,549,082
305,206	737,709	594,993	881,096		1,658,369 Philippine Islands, &c.....	2,313,889	1,998,516	2,073,910	2,503,412
640,304	717,558	1,282,414	1,257,478		818,252 Mexico.....	733,898	699,955	1,021,253	1,083,454
					1,069,178 Central America.....				310,479
359,897	562,235	670,028	41,926		46,095 Panama.....	607,982	782,231	974,554	965,524
44,972	61,884	171,234	205,088		277,336 Republic of Colombia.....	312,000	615,488	725,311	715,638
248,936	147,300	158,573	204,778		134,687 Venezuela.....	320,806	342,963	339,947	333,633
1,350,705	1,623,031	2,371,692	170,231		139,726 Ecuador.....	1,091,420	1,287,174	1,313,421	1,434,368
4,524,376	4,597,812	5,422,941	6,068,031		1,665,396 Peru.....	3,062,766	3,332,131	3,532,277	6,306,804
6,207,879	6,736,107	6,237,746	8,109,208		6,272,506 Chile.....	5,646,395	6,232,902	6,916,617	7,918,409
653,379	877,919	391,451	818,368		9,112,374 Brazil.....	1,480,557	1,692,629	1,410,942	2,209,917
14,022,249	19,145,796	23,035,202	25,034,325		338,601 Uruguay.....	6,122,099	8,602,189	11,571,580	19,913,654
					23,802,963 Argentine Republic.....	18,387	60,233	105,633	188,891
					Paraguay.....	429	1,852	748	3,230
					40,498 Whale Fisheries, North and South				16
					Montenegro.....	173	171	704	90
421,474,817	428,929,497	431,020,222	437,151,191		Totals, Foreign Countries.....	231,659,917	240,889,483	250,231,825	330,030,767
106,916,457	113,670,752	120,018,406	127,868,726		Totals, British Possessions.....	117,578,862	119,484,189	120,753,496	130,647,651
528,391,274	542,600,259	551,038,628	565,019,917		..... Grand totals.....	349,238,779	360,373,672	371,015,321	460,677,818

SESSIONAL PAPER No. 10\*

## GREAT BRITAIN.

Total Quantities and Values of the Principal and Other Articles of Foreign and Colonial Merchandise Imported during the Years ended December 31, 1902 to 1906, inclusive.

Articles.	1902.		1903.		1904.		1905.		1906.	
	Quantity.	Value.	Quantity.	Value.	Quantity.	Value.	Quantity.	Value.	Quantity.	Value.
<b>Animals, living:—</b>		£		£		£		£		£
Oxen, bulls, cows and calves.....	No. 419,488	7,814,753	522,546	9,293,122	549,532	9,756,436	565,139	9,665,806	561,215	9,752,180
Sheep.....	" 293,293	451,422	354,241	546,063	382,240	531,984	183,084	278,753	103,359	156,947
Horses.....	" 32,686	835,739	27,266	631,255	18,491	37,828	13,711	354,030	17,848	535,532
All other.....	"	46,988	1,356,938	40,255	1,641,276	37,037	2,129,299	52,894	1,835,573	41,647
Art, works of, other than pictures.....	"	287,260		245,441		179,074		232,315		225,705
Baskets and basket ware.....	"	262,116		245,835		224,568		227,930		224,926
Books.....	Cwt. 50,531	262,039	61,491	288,371	63,489	314,500	51,483	299,393	47,138	277,837
Bristles.....	Lbs. 1,583,060	626,573	1,870,003	601,305	1,569,852	612,865	3,075,153	554,773	1,504,073	598,414
Brooms and brushes.....	"	317,665		338,411		344,244		358,585		369,064
Buttons and studs, not of metal.....	Gross 3,436,439	265,450	3,076,822	275,527	2,853,028	280,540	3,476,014	319,731	1,270,097	346,321
Caneatone.....	Cwt. 449,375	5,180,262	486,165	6,742,966	496,032	7,638,743	593,437	9,643,953	607,077	9,966,620
Manufactures of.....		779,373		676,743		800,473		840,719		825,631
Carriages, wagnettes, carts, &c.....	"	4,392,765		2,365,955		2,721,583		4,066,728		4,959,537
Chemical manufactures and products.....	"	2,297,872		2,488,961		2,752,822		3,143,664		3,369,104
Cheerory, raw or kiln dried.....	Cwt. 48,702	43,129	87,072	37,371	88,943	35,829	89,124	36,719	90,301	34,982
China or porcelain and earthenware.....	"	371,616	409,388	1,053,377	418,500	397,373	112,887	913,359	493,757	949,969
Clocks and parts thereof.....	"	150,280		433,316		406,815		459,634		458,913
Cocoa.....	Lbs. 58,137,364	4,694,589	50,004,705	1,392,920	60,908,784	1,699,904	51,167,490	1,409,089	51,670,321	1,335,107
Prepared and chocolate.....	"	8,748,353	895,537	1,035,312	1,061,386	1,063,327	9,054,386	818,052	9,173,680	817,667
Coffee, raw.....	Cwt. 922,122	2,613,755	1,142,938	3,132,228	1,055,235	3,326,893	929,459	2,575,776	765,639	2,692,560
Confectionery.....	"	42,560		145,253		124,671		241,078		316,284
Cordage and twine.....	"	334,490		683,535		772,344		718,713		695,135
Cork:—										
Unmanufactured.....	Tons 26,110	233,297	32,278	243,603	42,078	356,612	38,109	349,456	38,442	349,549
Manufactured.....	Lbs. 13,255,569	734,861	13,139,953	745,300	11,870,315	728,087	11,683,609	692,328	11,301,805	685,397
<b>Corn, grain and flour:—</b>										
Barley.....	Cwt. 25,200,837	7,131,712	26,555,867	7,291,789	27,452,360	7,164,600	21,426,900	6,017,356	19,934,500	5,677,587
Beans.....	" 2,257,885	787,885	2,031,897	738,044	2,060,977	676,284	1,445,039	535,519	896,930	383,668
Buckwheat.....	" 78,971	21,105	112,093	41,752	116,310	33,733	140,860	44,377	99,390	29,741

7-8 EDWARD VII., A. 1908

## GREAT BRITAIN.

TOTAL Quantities and Values of the Principal and other Articles of Foreign and Colonial Merchandise Imported, &amp;c.—Continued.

ARTICLES.	1902.		1903.		1904.		1905.		1906.	
	Quantity.	Value. £	Quantity.	Value. £	Quantity.	Value. £	Quantity.	Value. £	Quantity.	Value. £
Corn, grain, meal and flour— <i>Con.</i>										
Lentils.....	128,933	41,837	177,601	52,969	220,779	62,078	215,075	61,079	141,350	53,048
Maize.....	44,492,977	11,713,132	50,099,328	12,465,583	42,897,880	10,247,134	42,101,210	11,034,748	48,685,200	11,972,694
Oats.....	15,857,167	5,041,323	16,283,763	4,263,950	14,097,700	3,726,120	17,095,463	4,713,265	15,286,500	4,532,160
Peas.....	2,035,110	740,123	1,829,923	690,768	2,179,506	767,097	2,015,876	725,104	1,453,420	614,649
Rye.....	1,147,511	312,206	1,151,185	302,701	1,029,500	250,303	1,019,290	305,293	1,122,340	323,545
Wheat.....	81,002,227	27,979,823	88,131,030	29,940,191	97,782,500	34,206,416	97,422,752	35,279,931	92,967,200	32,267,185
Maize meal.....	242,841	83,270	590,416	176,622	316,660	100,940	459,188	144,829	661,809	195,372
Oatmeal.....	612,602	486,241	728,973	537,415	648,770	456,533	633,199	463,293	661,809	495,980
Wheat flour.....	19,386,341	8,925,617	20,601,448	9,723,652	14,722,843	7,258,600	11,954,763	6,044,845	14,190,300	6,817,213
Flour and meal other, except rice flour	205,960	76,951	101,887	67,145	102,739	43,481	123,630	65,167	115,387	59,541
Malt.....	1,903	642	847	639	5,203	3,001	4,330	3,395	13,122	7,271
Offals of corn and grain, except rice meal, etc.....	874,721	214,604	937,540	224,481	1,006,945	228,463	463,302	107,404	839,836	195,428
Rice, rice meal and flour.....	7,883,968	2,524,156	6,371,346	2,362,291	7,897,654	2,632,123	8,274,746	2,857,953	8,508,364	3,003,579
Farinaceous substances:—										
Sago, sago meal and flour.....	573,183	215,464	521,226	224,328	450,152	180,039	506,741	196,446	481,465	195,144
Tapioca.....	475,107	220,384	282,153	170,017	241,435	144,833	235,050	146,831	253,910	138,458
Tapioca flour.....	37,479	12,791	421,068	138,681	610,822	212,428	516,291	170,874	313,687	138,208
Other farinaceous substances.....	.....	351,829	216,188	299,057	243,204	390,331	232,907	281,982	223,319	250,185
Total corn, grain, etc.....	.....	65,984,000	217,175,779	69,642,405	213,783,239	68,796,597	206,488,552	69,200,285	206,856,879	67,880,589
Cotton—										
Raw.....	16,220,874	41,149,202	16,009,813	44,836,116	17,454,897	54,637,788	19,674,960	52,182,656	17,923,049	55,749,640
Yarn.....	4,975,135	236,920	4,371,566	133,489	4,955,738	227,608	1,960,135	212,723	6,470,835	273,236
Waste of (raw and yarn).....	16,620,169	119,893	19,560,346	190,462	28,481,194	327,037	18,800,043	188,222	31,571,547	375,613
Manufactures, piece goods.....	47,032,934	924,432	42,911,903	892,877	42,984,626	1,010,578	67,316,582	1,512,146	67,841,777	1,561,592
" other kinds (except lace)	.....	4,846,617	.....	4,646,995	.....	3,657,766	.....	3,265,961	.....	3,677,784
*Diamonds (Cape of Good Hope).....	2,634,207	5,380,390	2,656,587	5,382,517	2,582,096	5,361,797	3,461,914	6,758,623	3,900,000	9,179,338
Drugs:—										
Bark, Peruvian.....	39,705	497,658	29,851	69,258	28,622	72,658	31,251	74,724	21,602	51,446
Opium.....	965,619	452,022	522,320	256,644	588,313	270,365	542,096	281,213	825,836	397,379
Unenumerated.....	.....	1,070,878	.....	1,063,787	.....	1,011,040	.....	1,170,599	.....	1,096,725





7-8 EDWARD VII., A. 1908

## GREAT BRITAIN.

Total Quantities and Values of the Principal and Other Articles of Foreign and Colonial Merchandise Imported, &c.—*Continued*

ARTICLES.	1902.		1903.		1904.		1905.		1906.	
	Quantity.	Value.	Quantity.	Value.	Quantity.	Value.	Quantity.	Value.	Quantity.	Value.
Glue, size and gelatine.....		£		£		£		£		£
Gum—Arabic.....	234,567	478,632	232,255	468,375	227,429	456,505	223,247	430,646	244,922	454,405
" Kowrie.....	81,452	153,367	94,366	157,201	73,019	98,341	73,222	105,062	77,130	104,689
" Lac, seed, shell, stick and dye.....	85,601	251,212	127,257	425,062	114,486	289,536	150,180	490,897	128,225	393,672
" All other sorts.....	108,047	583,224	123,822	857,223	150,002	1,410,235	99,862	756,365	82,290	707,258
Gutta-percha.....	166,796	429,600	226,375	559,732	179,639	465,708	185,512	470,608	213,480	535,153
Hair—Cow, bull or elk.....	83,889	1,150,902	46,411	587,712	27,288	288,535	45,434	361,475	33,271	489,280
" Horse.....	55,778	71,438	55,809	71,463	64,574	78,007	59,134	73,936	63,762	98,923
" Hats or bonnets of cutlery.....	33,255	249,809	27,743	218,419	26,691	206,269	27,980	255,198	26,717	288,753
Hardware (other than cutlery).....		£		£		£		£		£
" of bonnets of straw.....	1,368,531	1,368,531		1,413,735		1,135,831		993,012		1,026,853
" other materials.....	280,585	255,296	330,604	232,490	175,269	90,678	110,163	86,178	96,841	80,637
Hay.....	182,476	166,669	268,856	195,298	257,108	282,416	423,966	340,559	360,347	411,575
Hemp, dressed or undressed, and tow.....	37,041	1,339,967	167,408	556,942	131,234	437,764	116,913	382,567	153,375	519,465
Hides, raw.....	115,069	3,913,094	116,717	3,551,431	132,425	4,121,753	121,722	3,755,587	117,336	3,712,179
Hops.....	947,532	2,440,593	785,418	2,107,390	774,848	2,046,984	890,229	2,400,888	1,017,396	3,006,803
Horns and hoofs.....	191,324	798,586	113,968	578,399	313,667	1,839,854	108,953	456,280	232,619	852,476
Ice.....	5,056	192,911	4,683	181,902	5,110	172,916	4,921	195,222	5,046	191,814
Implements and tools (including parts thereof).....	362,867	203,424	344,396	182,969	339,023	159,612	345,332	165,030	377,914	186,608
Ivory.....	10,220	381,163		596,081		547,617		339,140		329,847
Ivory:—Teeth:—elephants', sea-cows' or walrus'.....		£		£		£		£		£
" Jewellery.....	10,821	398,229	9,241	339,855	9,015	361,685	10,550	424,411	9,855	407,843
" Jute, raw.....	414,553	5,300,957	240,090	135,825	306,433	4,197,792	336,855	5,742,952	369,789	462,563
" yarn.....	5,174,139	70,322	4,979,063	88,453	4,213,555	76,419	6,667,870	108,841	7,347,414	8,341,232
" manufactures of.....		£		£		£		£		£
" of all sorts.....		1,995,461		2,367,229		2,207,630		2,473,294		2,290,021
Leather.....	1,198,864	8,093,637	1,124,277	2,478,234	1,151,405	8,036,981	1,137,895	8,086,235	1,291,337	9,642,438
Leather manufactures—		£		£		£		£		£
" Boots and shoes.....	243,705	877,814	237,166	940,422	207,902	774,322	214,689	833,821	211,501	841,895
" Gloves.....	1,748,038	7,719,592	1,686,134	1,653,634	1,504,354	1,506,092	1,441,947	1,529,543	1,513,888	1,598,525
Unenumerated.....		£		£		£		£		£
		653,212		629,546		575,861		588,384		608,929



## SESSIONAL PAPER No. 10\*

Linen yarn, .....	Lbs.	28,158,012	968,332	28,993,021	1,019,027	23,567,204	840,321	21,787,642	768,689	26,311,329	933,426
" manufactures .....			682,713		737,317		678,561		801,765		909,799
Manures—											
Bones for manure .....	Tons.	58,973	224,123	52,996	282,592	35,103	153,373	47,346	209,913	12,601	194,633
Guano .....	"	29,293	186,926	32,801	180,891	24,276	117,753	23,223	138,906	24,906	127,719
Nitrate of soda (Cubic Nitre) ..	"	114,952	1,067,570	116,715	1,079,982	126,626	1,176,208	104,387	1,104,587	108,482	1,183,082
Phosphate .....	"	364,839	553,322	392,782	563,707	419,271	620,066	120,988	616,131	442,970	678,696
Unenumerated .....	"	104,321	186,523	110,167	200,553	111,329	205,456	143,658	256,068	145,698	268,366
Margarine (See Provisions) ..											
Matches .....											
Meat (See Provisions) .....			419,039		463,659		465,357		581,638		578,985
Metals, ores and manufactures of—											
Antimony ore .....	Tons.					4,049	40,736	2,482	29,132	8,443	295,084
" crude and regains .....	"					2,402	31,467	3,481	77,591	5,153	273,838
Brass bronze and metal bronzed or lacquered, mfrs. of .....	"		295,251	3,541	313,603	3,608	325,849	2,780	269,993	3,101	322,726
Cobalt ore .....	"	3,349									
Copper ore .....	"	88,590	906,217	83,995	876,116	79,145	812,046	92,689	38,845	2,126	20,723
" regains and precipitate .....	"	73,508	2,506,473	76,657	2,608,355	66,672	2,361,750	69,129	2,444,084	96,249	1,101,663
" old, fit only to be re-m'fd ..	"	2,587	95,353	2,136	89,072	2,944	123,264	3,814	171,576	74,875	3,372,724
" unwrought in bars, blocks, slabs, cakes and ingots .....	"	90,588	4,904,182	63,047	3,627,890	86,742	5,012,829	66,808	4,412,628	71,975	6,093,815
" plate wrought .....	"	367	18,006	527	34,814	2,546	451,045	3,368	240,007	2,323	215,021
" manufactures, unenumerated (Gold, ore of, (including the value of the gold contained in auriferous ores and metals) .....	"		855,554		786,004		895,182		953,160		885,837
Gold, leaves of .....	No.	59,334,023	537,634		718,019		851,872		748,463		973,887
Iron, ore .....	Tons.	6,439,757	118,384	55,161,390	111,798	57,319,450	115,637	58,248,915	117,743	60,967,844	121,264
Iron and steel, old .....	"	38,939	4,979,151	6,314,162	4,837,146	6,100,756	4,538,449	7,344,786	5,453,474	7,823,081	6,458,097
Iron and steel and mfrs. of—			112,818	16,782	56,647	19,022	60,751	23,198	72,101	35,983	108,639
Iron: Pig .....	"	223,138	772,332	130,280	534,501	130,408	536,637	126,164	572,243	89,254	484,204
Puddled bars .....	"	3,700	25,224	6,366	42,495	3,326	24,096	2,875	18,716	1,600	10,058
Wrought in bars, angles, rods and sections .....	"										
Iron and steel .....	"	171,915	1,084,613	186,630	1,113,550	104,242	684,717	105,960	666,015	107,713	702,708
Rolls and mfrs. .....	"										
Hoops and strips .....	"			5,701	85,903	1,885	77,279	4,554	71,612	4,891	81,377
Machinery and mill work or parts thereof: Steam engines .....				44,108	121,861	13,226	116,865	14,678	117,333	15,431	138,086
(Other sorts—Agricultural ..											
Sewing machines .....			504,080		428,878		395,304		258,894		91,545
Mining .....			397,276		468,322		498,806		704,876		711,329
Textile .....			378,268		377,445		371,173		336,837		591,244
Other descriptions .....			27,198		54,392		29,116		61,678		66,766
Electrical of all kinds .....			119,223		231,538		192,438		112,607		167,614
Nails, screws and rivets .....	Tons.	44,429	538,217	45,370	516,552	45,071	538,371	50,223	605,393	51,281	570,607
Rails .....	"	48,171	532,872	78,759	470,704	39,801	243,906	33,897	196,858	11,713	74,040
Railway wheels and axles (completed) ..	"					1,619	22,463	1,115	14,537	1,128	14,552

7-8 EDWARD VII., A. 1908

## GREAT BRITAIN.

TOTAL Quantities and Values of the Principal and Other Articles of Foreign and Colonial Merchandise Imported, &amp;c.—Continued.

ARTICLES.	1902.		1903.		1904.		1905.		1906.	
	Quantity.	Value.	Quantity.	Value.	Quantity.	Value.	Quantity.	Value.	Quantity.	Value.
		£		£		£		£		£
Metals and ores and mfrs. of— <i>Com.</i>										
Iron and steel and mfrs. of— <i>Com.</i>										
Ship, bridge, boiler and other plates and sheets, not under $\frac{1}{2}$ in. thick	Tons.	.....	50,330	377,222	45,693	322,679	49,074	343,765	64,377	465,071
Ship, bridge, boiler and other plates and sheets, under $\frac{1}{2}$ in. thick	"	.....	21,598	173,067	22,778	169,835	19,691	154,228	18,051	146,437
Tyres and axles	"	2,434	5,757	65,645	4,606	46,375	5,135	41,518	4,112	29,764
Wire rods	"	.....	20,906	155,566	24,385	173,367	41,690	295,800	44,892	299,407
Manufactures of, unenumerated	"	228,715	131,092	1,801,598	113,187	1,727,223	120,068	1,819,678	121,575	1,859,159
Steel in ingots, blooms, billets, slabs sheet bars, tin plate bars or similar, partly manufactured	"	280,998	274,056	1,308,025	522,706	2,267,653	603,949	2,615,206	486,029	2,221,108
Steel in bars, angles and shapes, other than girders, joists, &c.	"	.....	192,524	932,449	93,099	484,512	50,227	317,667	55,025	379,167
Girders, beams, joists and pillars	"	127,208	145,329	933,256	122,954	776,888	122,998	738,836	138,660	865,719
Total iron and steel and mfrs. thereof	"	.....	.....	13,112,851	.....	12,529,212	.....	13,127,276	.....	13,486,724
Lead, ore of	25,431	181,275	18,625	139,679	8,610	65,481	9,397	78,423	8,730	86,489
" pig and sheet	231,813	2,584,788	229,271	2,627,056	246,508	2,880,242	224,545	3,042,540	208,253	3,519,653
Manganese, ore of	233,333	476,810	231,894	466,327	265,175	465,426	238,700	490,612	338,423	865,413
Platinum	97,140	142,330	61,041	97,729	59,026	90,062	44,741	89,606	40,317	95,832
Pyrites of iron or copper	611,169	906,801	735,909	1,201,993	742,837	1,194,234	698,746	1,152,759	759,324	1,296,378
Quicksilver	2,489,382	290,783	2,616,498	300,814	2,491,442	276,294	2,552,586	256,768	2,911,742	281,226
Silver, ore of (including the value of the silver contained in argentiferous ores and metals)	.....	1,076,763	.....	1,319,209	.....	1,654,296	.....	2,085,314	.....	2,106,404
Tin, ore of	12,062	648,447	12,277	702,632	15,486	946,492	17,806	1,173,232	20,672	1,525,926
" in blocks, bars and slabs	35,151	4,154,351	35,509	4,454,891	39,303	4,930,189	39,765	5,632,776	43,608	7,820,627
Zinc, ore of	44,598	203,617	40,363	203,960	53,581	288,980	56,487	332,437	63,268	481,904
" crude, in cakes	88,276	1,528,962	85,173	1,682,565	88,668	1,850,713	90,808	2,101,707	93,704	2,399,315
" manufactures of	21,374	489,554	22,753	530,346	22,412	562,184	21,167	582,823	19,353	594,926
Ores, unenumerated	73,721	325,293	66,252	288,156	56,254	338,139	144,547	478,268	74,746	366,243
Metals " unwrought	4,386	193,565	5,817	324,240	3,645	277,087	5,326	528,713	8,105	747,442

SESSIONAL PAPER No. 10\*

"	"	wrought.....	Tons.	7,050	712,675	6,317	632,830	6,187	728,288	5,065	607,277	5,096	650,678
"	"	old, fit only to be re-manufactured "	"	5,507	117,884	7,322	179,703	9,769	275,060	8,099	268,366	12,421	504,154
Totals, metals and ores and mfrs. of.....													
					42,215,837		42,397,845		44,643,256		48,051,194		57,485,396
Mica and talc.....													
Milk, condensed.....		Cwt.		914,675	104,480		119,554		105,878		118,589		215,085
Mineral waters.....		Box, bottles,		1,314,323	1,807,351		1,738,931		1,608,391		1,584,363		1,563,677
Mouldings, for picture frames, and gilt mouldings.....		"			270,008		286,336		282,283		308,619		1,583,790
Musical instruments.....		"			231,910		244,211		248,864		267,384		297,804
Nuts and kernels:		"			1,368,911		1,373,174		1,182,949		1,160,300		1,164,463
For expressing oil therefrom.....		Tons.		57,984	764,046		828,690		778,034		771,900		894,836
Of other sorts not being drugs, dye-stuffs, nor fruit.....		"											
Oil:—Train oil blubber and sperm.....		Tons.		23,470	113,667		144,545		132,867		133,263		150,289
Animal.....		Cwt.		70,329	473,218		428,548		425,811		417,933		475,601
Castor.....		"		122,842	93,438		110,847		215,889		234,262		163,659
Cocunut.....		"		495,860	160,421		190,734		60,881		67,565		50,329
Olivo.....		Tons.		18,978	719,357		782,632		994,676		966,712		538,036
Palm.....		Cwt.		1,146,298	657,936		14,485		508,458		411,486		543,885
Petroleum.....		Galls.		284,809,710	1,679,610		1,231,004		1,503,698		1,358,776		1,531,812
Seed.....		Tons.		35,454	5,193,582		5,295,351		5,839,633		5,123,124		293,220,467
Turpentine.....		Cwt.		532,455	888,538		1,028,434		1,006,369		1,104,300		1,053,469
Chemical, essential and perfumed Lbs.		"		1,772,688	252,719		260,361		1,834,421		300,500		1,076,870
Unenumerated.....		"			121,730		108,834		265,922		100,905		348,786
Oil seed cake.....		Tons.		387,667	2,472,938		2,165,430		2,128,817		2,206,165		2,362,471
Olivo-margarine or olio oil.....		Cwt.		144,141	292,988		370,000		324,115		495,212		531,058
Painters' colours and pigments.....		"			1,273,464		1,405,010		1,343,419		1,433,745		1,225,540
Paper of all kinds (including straw-boards and wood pulp boards).....		Cwt.		6,470,951	1,537,674		4,850,183		4,940,619		5,256,065		5,728,505
Paper making materials:—		"											
Linen and cotton rags.....		Tons.		18,942	173,732		194,319		196,016		224,232		216,660
Esparto and other vegetable fibres for making paper.....		"		198,292	717,854		649,501		746,489		724,552		677,055
Pulp of wood:		"											
Chemical.....		"		198,691	1,572,759		1,724,094		1,759,006		1,992,865		2,122,069
Mechanical.....		"		327,195	825,456		782,489		333,068		766,752		733,140
Other materials.....		Cwt.		14,656	96,972		81,064		12,795		91,090		126,488
Paraffine.....		"		1,024,080	1,063,589		1,079,546		1,082,602		1,077,576		1,135,458
Pickles and vegetables preserved in salt or vinegar.....		Galls.		2,309,294	121,797		109,842		117,350		120,262		100,435
Pictures and drawings by hand.....		No.		14,742	322,718		273,753		244,572		291,497		293,435
Pipes, of clay, wood or other material for smoking tobacco.....		Gross.		132,323	394,724		276,748		238,374		239,256		219,048
Plate, of gold and silver, including plated gilt ware.....		"			35,242		29,560		36,735		43,343		29,954
Plants, shrubs, trees and flower roots.....		"			499,267		549,759		544,108		641,292		666,519

7-8 EDWARD VII., A. 1908

## GREAT BRITAIN.

TOTAL Quantities and Values of the Principal and Other Articles of Foreign and Colonial Merchandise Imported, &amp;c.—Continued.

ARTICLES.	1902.			1903.			1904.			1905.			1906.		
	units.	y.	Value.	Quantity.	Value.	Quantity.	Value.	Quantity.	Value.	Quantity.	Value.	Quantity.	Value.	Quantity.	Value.
Plumbago. . . . .	13,293		229,784	12,890	208,981	14,475	206,138	15,771	236,420	15,735	271,202				
Prints, engravings and photographs. . . . .			372,013		416,613		490,452		473,524		553,005				
Provisions—															
Butter. . . . .	3,974,933		20,526,690	4,066,694	20,798,707	4,241,905	21,117,162	4,147,866	21,586,622	4,337,258	23,460,196				
" margarine . . . . .	966,170		2,569,503	882,123	2,313,618	960,278	2,494,467	1,088,259	2,735,736	1,101,957	2,733,795				
Cheese . . . . .	2,546,212		6,412,002	2,694,358	7,054,710	2,554,297	5,843,770	2,442,682	6,339,811	2,638,794	7,607,641				
" margarine. . . . .	818		1,458	625	1,079	1,997	2,829	24	49	1,191	2,251				
Eggs. . . . .	18,966,795		6,308,985	19,848,894	6,617,569	19,912,594	6,730,374	18,814,293	6,812,436	18,874,059	7,098,122				
Lard . . . . .	1,650,830		4,118,992	1,732,790	3,870,774	1,830,857	3,342,389	2,012,305	3,692,573	2,049,367	4,361,399				
" imitation lard. . . . .	157,692		284,830	182,113	306,633	161,819	238,668	194,185	269,698	231,235	358,492				
Meats—															
Bacon . . . . .	5,089,704		13,426,967	5,156,988	13,619,140	5,452,311	12,832,141	5,498,960	12,774,855	5,542,622	14,644,115				
Beef, fresh. . . . .	3,707,387		7,905,064	4,159,606	8,366,141	4,350,031	8,658,131	5,037,521	8,931,593	5,353,809	9,785,607				
" salted. . . . .	133,574		244,002	173,692	245,605	144,304	187,288	142,806	202,307	161,363	217,947				
Hams. . . . .	1,482,287		3,858,902	1,141,352	3,142,374	1,414,003	3,104,999	1,318,302	3,118,372	1,302,752	3,491,594				
Mutton, fresh. . . . .	3,659,599		6,914,911	4,016,622	7,826,062	3,494,782	6,861,531	3,811,069	7,336,490	4,092,756	7,645,935				
Pork, fresh. . . . .	655,376		1,446,145	705,844	1,555,432	610,485	1,378,467	505,633	1,162,370	492,121	1,130,950				
" salted (other than bacon and hams) . . . . .	295,259		305,584	297,574	319,256	243,812	294,080	295,965	292,606	296,056	266,800				
Poultry and game. . . . .			1,039,044		1,202,288		1,217,277		999,480		985,457				
Rabbits (dead) . . . . .	431,457		734,326	475,645	723,881	533,698	780,737	656,078	835,929	803,556	1,000,786				
Unenumerated, salted or fresh. . . . .	655,023		1,199,110	663,261	1,296,032	631,012	1,164,442	670,144	1,225,692	652,363	1,145,464				
Preserved otherwise than by salting—															
Beef. . . . .	578,426		1,710,383	472,615	1,511,846	556,918	1,611,693	598,030	1,789,399	296,301	1,103,695				
Mutton. . . . .	85,496		206,562	49,154	106,328	35,877	85,458	30,111	77,112	48,443	125,454				
Other sorts (other than bacon and hams). . . . .	247,434		869,249	245,794	817,603	220,223	761,440	204,888	780,684	142,680	593,022				
Total provisions . . . . .			80,102,709		81,605,318		78,107,754		80,923,214		87,750,225				
Rosin. . . . .	1,858,339		492,449	1,630,766	482,249	1,808,636	678,560	1,610,629	687,842	1,650,727	819,349				







7-8 EDWARD VII., A. 1908

## GREAT BRITAIN.

TOTAL Quantities and Values of the Principal and other Articles of Foreign and Colonial Merchandise, Imported, &c.—*Concluded*.

ARTICLES.	1902.		1903.		1904.		1905.		1906.	
	Quantity.	Value. £	Quantity.	Value. £	Quantity.	Value. £	Quantity.	Value. £	Quantity.	Value. £
Tallow and stearine.....	1,782,098	2,708,717	1,395,174	1,987,892	1,758,074	2,249,445	1,822,819	2,369,386	1,493,886	2,795,821
Tea.....	293,366,304	8,790,293	390,767,097	9,643,614	312,643,478	9,412,591	399,034,959	9,397,235	322,401,707	9,910,761
Tobacco:—										
Unmanufactured.....	126,220,633	3,892,125	84,632,046	2,505,436	106,670,040	2,946,108	83,176,913	2,236,104	115,526,329	3,090,046
Manufactured, of all kinds.....	5,573,499	1,990,228	4,943,149	1,685,417	4,326,324	1,566,270	3,691,687	1,485,816	3,802,878	1,628,181
Toys.....	.....	1,240,480	.....	1,234,266	.....	1,102,255	.....	1,179,662	.....	1,231,729
Vegetables, preserved by canning.....	264,775	283,063	330,242	340,659	284,128	294,267	275,731	283,369	279,904	292,368
“ raw:—										
Onions.....	7,605,489	999,942	8,619,919	1,003,016	8,292,136	1,076,472	7,587,025	1,094,802	8,310,334	953,615
Potatoes.....	5,699,090	1,589,432	9,130,202	2,603,238	9,993,965	2,437,971	3,664,290	1,404,607	3,819,787	1,332,027
Tomatoes.....	783,894	700,126	1,071,927	953,192	1,134,721	1,007,274	1,137,193	970,579	1,124,700	953,475
Unenumerated.....	.....	468,411	.....	396,784	.....	457,491	.....	419,732	.....	404,928
Watches, and parts thereof.....	.....	1,239,886	.....	996,385	.....	882,114	.....	895,167	.....	833,390
Wax.....	44,570	181,390	43,768	184,437	40,441	187,332	57,113	274,847	74,540	355,513
Whalebone.....	3,234	52,824	5,247	57,216	3,841	41,970	8,003	70,026	5,188	66,598
Wine.....	16,430,414	4,941,716	14,710,588	4,697,598	12,347,194	3,822,266	12,731,050	4,072,199	13,103,394	4,214,878
Wood and timber:—										
Hewn.....	2,810,724	5,435,204	3,297,418	6,379,954	3,107,432	5,559,289	2,856,551	5,473,805	3,246,731	6,411,243
Sawn or split.....	6,676,726	17,171,422	6,742,233	18,192,519	6,066,236	15,505,739	5,986,526	15,255,330	6,632,260	18,534,958
Staves.....	119,992	668,630	129,773	570,859	132,176	527,696	119,182	533,062	139,041	632,568
Furniture woods and hardwoods:—										
Malogany.....	61,896	532,438	88,942	797,125	103,770	892,725	96,548	820,995	84,048	722,835
Unenumerated.....	227,350	1,379,025	175,734	1,182,499	197,956	1,152,476	197,111	1,176,798	195,176	1,205,806
Wood, mfrs. of:—										
House frames, &c.....	.....	1,145,154	.....	1,176,641	.....	920,806	.....	894,715	.....	885,451
Other sorts (including wood ware and wood turnery).....	.....	1,320,520	.....	1,168,621	.....	1,162,500	.....	1,073,481	.....	1,131,277
Wool:—										
Alpaca, Vicuña and Llana.....	6,168,291	311,710	5,400,432	310,592	5,052,561	278,993	4,642,058	233,197	5,799,903	301,417
Goats wool or hair.....	30,028,508	1,844,592	28,035,899	1,778,347	25,589,517	1,626,734	25,202,027	1,598,374	27,442,623	1,735,032
Sheep and lambs.....	637,129,733	19,924,255	569,500,932	20,622,523	561,677,833	20,366,030	615,708,826	23,821,825	639,342,939	27,146,133
Other kinds and flocks.....	8,541,447	263,024	9,386,937	281,849	9,141,486	281,246	8,031,808	233,031	12,361,640	388,460

## SESSIONAL PAPER No. 10\*

Woolen rags. ....	Lbs.	74,289,440	634,156	71,638,597	615,498	90,774,140	763,452	91,932,587	762,310	99,892,110	946,383
Woolen yarn of all kinds. ....	"	22,502,530	2,258,772	24,488,472	2,362,285	24,473,058	2,352,482	28,274,834	2,697,298	27,563,671	2,785,636
Woolen mfrs. :-											
Manufactures of goats' wool. ....			116,172		109,023		102,468		54,797		7,753
of all other sorts. ....			10,641,564		8,796,880		8,973,589		9,771,942		9,280,742
Yeast. ....	Cwt.	137,645	284,360	162,985	345,974	166,512	350,746	175,386	365,860	171,106	353,341
Parcel post (goods free of duty). ....	No.	1,135,044	1,326,094	1,211,122	1,267,093	1,299,032	1,391,433	1,265,832	1,471,169	1,349,580	1,511,779
Total value of principal and other articles ..			528,391,274		542,600,289		551,038,628		565,019,917		607,888,500

## GREAT BRITAIN.

TOTAL Quantities and Values of the Principal and Other Articles, the Produce and Manufacture of the United Kingdom, Exported during the Years ended December 31, 1902 to 1906, inclusive.

ARTICLES.	1902.			1903.			1904.			1905.			1906.		
	Quantity.	Value.		Quantity.	Value.		Quantity.	Value.		Quantity.	Value.		Quantity.	Value.	
		£			£			£			£			£	
Aerated waters..... Doz. bottles.	829,301	131,778		869,144	137,331		925,321	150,384		1,108,997	180,736		1,290,255	210,590	
Animals:—Horses..... No.	30,032	635,651		34,798	734,598		32,955	581,339		47,708	875,647		60,414	1,205,302	
All other.....		186,966			263,390			286,349			372,904			593,357	
Apparel and slops.....		6,297,219			6,375,748			4,564,488			4,770,964			5,376,012	
Arms, ammunition and military stores.....		1,832,230			2,104,056			2,484,568			3,119,025			3,306,405	
Bags and sacks, empty..... Doz.	1,898,600	441,935		2,449,881	519,333		3,286,669	659,764		2,862,615	637,175		3,006,426	759,773	
Beer and ale..... Brls.	525,316	1,786,300		510,806	1,749,783		518,367	1,727,719		520,900	1,722,210		544,014	1,815,620	
Biscuits and bread..... Cwt.	255,201	857,798		263,904	848,295		262,900	858,192		323,674	956,938		312,863	1,005,673	
Bladders, casings and sausage skins.....		161,979			161,898			165,423			170,712			168,953	
Books, printed..... Cwt.	262,219	1,634,256		281,397	1,752,581		305,063	1,836,141		315,028	1,916,421		327,139	2,028,560	
Bricks..... M.	63,497	196,070		74,709	224,283		74,214	225,472		79,720	237,947		93,601	276,825	
Brooms and brushes..... Doz.	347,306	160,349		371,267	168,192		343,115	159,383		333,260	159,038		393,189	174,102	
Butter..... Cwt.	14,963	79,130		12,191	63,341		9,566	51,354		9,062	49,135		12,966	68,457	
Candles..... Lbs.	26,119,300	433,549		31,286,200	527,668		32,473,000	545,995		40,001,700	652,970		36,261,600	595,304	
Canteenware, manufactures of.....		1,224,444			1,426,267			1,419,529			1,564,900			1,811,497	
Carriages, &c.:—															
Railway carriages for passengers and parts thereof.....		759,307			478,883			656,972			502,758			765,351	
Railway wagons, trucks, &c., and parts thereof.....		1,576,481			1,238,828			1,292,236			1,504,813			2,529,031	
Cycles and parts thereof.....		718,637			849,281			739,971			935,616			1,140,235	
All other sorts.....		546,491			671,293			671,803			1,018,068			1,469,139	
Cement..... Tons.	303,252	520,512		399,988	676,752		384,583	632,336		455,874	720,349		657,955	396,663	
Cheese..... Cwt.	8,958	36,446		9,199	36,601		10,180	38,331		9,965	38,132		9,897	40,201	
Chemical products and preparations:—															
Beaching materials and preparations.....	902,700	277,012		1,069,699	214,029		777,997	159,271		937,000	192,019		998,726	209,471	
Coal products, not dyes.....		1,198,205			1,458,165			1,375,880			1,348,491			1,445,358	
Dye stuffs.....		337,084			345,702			296,553			378,522			343,521	
Soda compounds..... Cwt.	4,345,859	1,282,835		4,442,783	1,270,017		4,514,132	1,351,277		4,717,728	1,436,158		5,431,277	1,677,897	
Sulphate of copper..... Tons.	43,302	836,132		53,452	1,021,734		70,256	1,379,892		55,881	1,125,392		42,933	996,282	
Uncenumerated.....		2,712,624			2,896,533			2,752,859			2,954,940			3,305,160	
Clay, unmanufactured..... Tons.	456,013	507,319		482,438	526,629		518,714	557,858		563,063	585,774		602,496	653,936	

7-8 EDWARD VII., A. 1908

## SESSIONAL PAPER No. 10\*

Clocks, watches, clock and watch movements and parts thereof.																																																																																																																																																																																																																																																																																																																																																																																																																																																																																																																																																																																																																																																																																																																																																																																																																																																																																																																																																																																																																																																																																																																																																																																																																																																																																																																																																																																																														
---------------------------------------------------------------	--	--	--	--	--	--	--	--	--	--	--	--	--	--	--	--	--	--	--	--	--	--	--	--	--	--	--	--	--	--	--	--	--	--	--	--	--	--	--	--	--	--	--	--	--	--	--	--	--	--	--	--	--	--	--	--	--	--	--	--	--	--	--	--	--	--	--	--	--	--	--	--	--	--	--	--	--	--	--	--	--	--	--	--	--	--	--	--	--	--	--	--	--	--	--	--	--	--	--	--	--	--	--	--	--	--	--	--	--	--	--	--	--	--	--	--	--	--	--	--	--	--	--	--	--	--	--	--	--	--	--	--	--	--	--	--	--	--	--	--	--	--	--	--	--	--	--	--	--	--	--	--	--	--	--	--	--	--	--	--	--	--	--	--	--	--	--	--	--	--	--	--	--	--	--	--	--	--	--	--	--	--	--	--	--	--	--	--	--	--	--	--	--	--	--	--	--	--	--	--	--	--	--	--	--	--	--	--	--	--	--	--	--	--	--	--	--	--	--	--	--	--	--	--	--	--	--	--	--	--	--	--	--	--	--	--	--	--	--	--	--	--	--	--	--	--	--	--	--	--	--	--	--	--	--	--	--	--	--	--	--	--	--	--	--	--	--	--	--	--	--	--	--	--	--	--	--	--	--	--	--	--	--	--	--	--	--	--	--	--	--	--	--	--	--	--	--	--	--	--	--	--	--	--	--	--	--	--	--	--	--	--	--	--	--	--	--	--	--	--	--	--	--	--	--	--	--	--	--	--	--	--	--	--	--	--	--	--	--	--	--	--	--	--	--	--	--	--	--	--	--	--	--	--	--	--	--	--	--	--	--	--	--	--	--	--	--	--	--	--	--	--	--	--	--	--	--	--	--	--	--	--	--	--	--	--	--	--	--	--	--	--	--	--	--	--	--	--	--	--	--	--	--	--	--	--	--	--	--	--	--	--	--	--	--	--	--	--	--	--	--	--	--	--	--	--	--	--	--	--	--	--	--	--	--	--	--	--	--	--	--	--	--	--	--	--	--	--	--	--	--	--	--	--	--	--	--	--	--	--	--	--	--	--	--	--	--	--	--	--	--	--	--	--	--	--	--	--	--	--	--	--	--	--	--	--	--	--	--	--	--	--	--	--	--	--	--	--	--	--	--	--	--	--	--	--	--	--	--	--	--	--	--	--	--	--	--	--	--	--	--	--	--	--	--	--	--	--	--	--	--	--	--	--	--	--	--	--	--	--	--	--	--	--	--	--	--	--	--	--	--	--	--	--	--	--	--	--	--	--	--	--	--	--	--	--	--	--	--	--	--	--	--	--	--	--	--	--	--	--	--	--	--	--	--	--	--	--	--	--	--	--	--	--	--	--	--	--	--	--	--	--	--	--	--	--	--	--	--	--	--	--	--	--	--	--	--	--	--	--	--	--	--	--	--	--	--	--	--	--	--	--	--	--	--	--	--	--	--	--	--	--	--	--	--	--	--	--	--	--	--	--	--	--	--	--	--	--	--	--	--	--	--	--	--	--	--	--	--	--	--	--	--	--	--	--	--	--	--	--	--	--	--	--	--	--	--	--	--	--	--	--	--	--	--	--	--	--	--	--	--	--	--	--	--	--	--	--	--	--	--	--	--	--	--	--	--	--	--	--	--	--	--	--	--	--	--	--	--	--	--	--	--	--	--	--	--	--	--	--	--	--	--	--	--	--	--	--	--	--	--	--	--	--	--	--	--	--	--	--	--	--	--	--	--	--	--	--	--	--	--	--	--	--	--	--	--	--	--	--	--	--	--	--	--	--	--	--	--	--	--	--	--	--	--	--	--	--	--	--	--	--	--	--	--	--	--	--	--	--	--	--	--	--	--	--	--	--	--	--	--	--	--	--	--	--	--	--	--	--	--	--	--	--	--	--	--	--	--	--	--	--	--	--	--	--	--	--	--	--	--	--	--	--	--	--	--	--	--	--	--	--	--	--	--	--	--	--	--	--	--	--	--	--	--	--	--	--	--	--	--	--	--	--	--	--	--	--	--	--	--	--	--	--	--	--	--	--	--	--	--	--	--	--	--	--	--	--	--	--	--	--	--	--	--	--	--	--	--	--	--	--	--	--	--	--	--	--	--	--	--	--	--	--	--	--	--	--	--	--	--	--	--	--	--	--	--	--	--	--	--	--	--	--	--	--	--	--	--	--	--	--	--	--	--	--	--	--	--	--	--	--	--	--	--	--	--	--	--	--	--	--	--	--	--	--	--	--	--	--	--	--	--	--	--	--	--	--	--	--	--	--	--	--	--	--	--	--	--	--	--	--	--	--	--	--	--	--	--	--	--	--	--	--	--	--	--	--	--	--	--	--	--	--	--	--	--	--	--	--	--	--	--	--	--	--	--	--	--	--	--	--	--	--	--	--	--	--	--	--	--	--	--	--	--	--	--	--	--	--	--	--	--	--	--	--	--	--	--	--	--	--	--	--	--	--	--	--	--	--	--	--	--	--	--	--	--	--	--	--	--	--	--	--	--	--	--	--	--	--	--	--	--	--	--	--	--	--	--	--	--	--	--	--	--	--	--	--	--	--	--	--	--	--	--	--	--	--	--	--	--	--	--	--	--	--	--	--	--	--	--	--	--	--	--	--	--	--	--	--	--	--	--	--	--	--	--	--	--	--	--	--	--	--	--	--	--	--	--	--	--	--	--	--	--	--	--	--	--	--	--	--	--	--	--	--	--	--	--	--	--	--	--	--	--	--	--	--	--	--	--	--	--	--	--	--	--	--	--	--	--	--	--	--	--	--	--	--	--	--	--	--	--	--	--	--	--	--	--	--	--	--	--	--	--	--	--	--	--	--	--	--	--	--	--	--	--	--	--	--	--	--	--	--	--	--	--	--	--	--	--	--	--	--	--	--	--	--	--	--	--	--	--	--	--	--	--	--	--	--	--	--	--	--	--	--	--	--	--	--	--	--	--	--	--	--	--	--	--	--	--	--	--	--	--	--	--	--	--	--	--	--	--	--	--	--	--	--	--	--	--	--	--	--	--	--	--	--	--	--	--	--	--	--	--	--	--	--	--	--	--	--	--	--	--	--	--	--

10\*.

—2—



## GREAT BRITAIN.

Total Quantities and Values of the Principal and Other Articles, the Produce and Manufacture of the United Kingdom Exported,  
*&c.—Continued.*

ARTICLES.	1902.		1903.		1904.		1905.		1906.	
	Quantity.	Value £	Quantity.	Value £	Quantity.	Value £	Quantity.	Value £	Quantity.	Value £
Haberdashery and millinery .....	.....	4,773,855	.....	1,902,451	.....	1,425,179	.....	1,265,603	.....	1,337,292
Hardware and cutlery, unenumerated .....	.....	2,177,524	.....	2,279,994	.....	2,641,031	.....	2,660,904	.....	3,064,620
Hats of all sorts..... Doz.	1,081,415	1,220,137	971,049	1,179,363	981,500	1,180,865	973,044	1,250,278	1,052,477	1,442,305
Hides, raw..... Cwt.	182,172	375,931	155,814	318,467	188,647	383,466	262,744	624,285	279,998	737,010
Implements and tools of industry .....	.....	1,572,273	.....	1,700,008	.....	1,651,645	.....	1,784,089	.....	2,078,935
Instrumental and apparatus, surgical, anatomical and scientific .....	.....	553,218	.....	582,414	.....	538,582	.....	598,027	.....	662,215
Jewellery.....	.....	182,820	.....	180,126	.....	176,027	.....	158,203	.....	134,006
Knives.....	.....	46,987,300	.....	526,218	45,948,306	486,093	46,201,900	600,772	53,060,600	863,475
Knives, cut-throat.....	.....	1,908,236	47,012,700	2,040,393	197,031,500	1,953,009	170,383,800	1,978,146	172,968,200	2,463,845
Knives, straight.....	.....	75,006	210,976,300	90,783	.....	91,807	.....	99,432	.....	133,648
Other knives, N. E. S. ....	.....	1,386,562	144,015	1,438,099	169,132	1,714,090	206,719	2,112,753	230,738	2,596,730
Leather, unwrought..... Cwt.	127,425	1,896,604	773,858	1,435,380	675,669	1,511,842	774,061	1,882,580	783,974	1,956,943
" wrought, boots and shoes..... Doz. prs.	788,838	594,950	.....	979,914	.....	986,054	.....	1,145,828	.....	805,276
" other articles.....	.....	841,659	14,090,400	836,093	14,750,500	902,618	14,694,300	927,617	14,978,200	1,007,963
Linon yarn .....	14,370,000	.....	.....	.....	.....	.....	.....	.....	.....	.....
Linon manufactures :—	.....	.....	.....	.....	.....	.....	.....	.....	.....	.....
Piece goods, white or plain..... Yds.	148,240,100	3,522,869	140,464,400	3,566,491	145,383,800	3,734,701	165,749,300	4,225,394	173,334,200	4,715,375
" checked, printed or dyed .....	10,563,100	306,295	10,040,800	291,320	11,563,500	348,800	11,631,900	335,635	13,372,100	394,165
" sail cloth.....	4,325,400	230,863	4,441,700	228,822	4,865,900	234,709	6,064,700	280,840	4,251,400	217,415
Total piece goods.....	163,128,600	4,050,027	154,946,900	4,086,633	161,763,200	4,318,210	183,445,900	4,841,869	196,957,700	5,326,955
Thread for sewing.....	.....	234,107	1,507,700	234,103	1,880,300	223,528	2,261,900	262,396	2,181,100	251,168
Unenumerated .....	1,834,600	1,146,342	.....	1,927,481	.....	1,190,712	.....	1,236,951	.....	1,424,470
Total linon manufactures.....	.....	5,430,476	.....	5,548,217	.....	5,732,450	.....	6,341,216	.....	7,002,593
Linon and vesta manufactures.....	.....	71,206	.....	58,911	.....	62,493	.....	66,406	.....	65,754
Manure (including sulphate of ammonia and other chemical manures)..... Tons.	479,052	2,772,575	445,297	2,850,868	436,938	2,973,637	561,790	3,468,750	583,251	3,632,217



## SESSIONAL PAPER No. 10\*

Meat : beef, mutton, pork, bacon, lams. Cwt.	151,972	496,538	120,231	111,747	111,275	462,414	177,370	516,357	216,069	740,630
Medicines, drugs and medicinal preparations		1,368,545		1,408,537		1,382,374		1,464,598		1,549,471
<b>Metals (including ores) and mfrs. of—</b>										
Antimony, ore and regulus..... Tons.						84,823	2,451	106,576	4,336	353,495
Brass and mfrs. of, not being ordnance	6,284	613,441	7,526	717,895	8,720	806,246	12,959	1,084,737	13,369	1,329,862
Copper, ore of, .....	106	700	1	40	6	141	154	2,936	6	290
" unwrought in ingots, cakes or slabs and precipitate.....						875,970	20,898	1,479,962	19,412	1,696,253
" wrought or manufactured.....	21,317	1,202,029	23,349	1,421,006	14,549	2,256,620	31,584	2,405,168	22,958	2,657,296
Iron, ore of.....	26,957	1,731,696	30,906	1,988,420	34,661	2,256,620	14,148	19,768	13,764	20,042
" old and scrap iron or steel.....	3,998	10,225	4,463	11,838	6,600	17,856	149,060	453,558	177,540	576,781
Iron and steel and mfrs. of :—	203,238	326,538	141,662	442,108	163,396	482,765				
<b>Iron :—</b>										
Cast-iron and manufs. thereof, unenumerated..... Tons.	126,004	1,077,550	61,269	830,911	48,233	594,557	41,991	480,482	46,085	504,969
Pig iron.....	1,102,566	3,568,965	1,065,380	3,360,370	810,934	2,369,072	982,876	3,094,374	1,662,820	5,807,450
Puddled bars.....	461	2,280	12	60	15	138	430	2,581	2,989	17,166
Wrought in bars, rods, angles, and shapes or sections.....	125,063	1,027,478	128,426	999,025	115,636	882,863	134,309	1,002,762	151,076	1,213,027
Wrought iron and manufactures thereof, unenumerated.....	92,501	1,860,654	85,193	1,716,128	54,869	1,082,199	49,067	924,404	49,106	987,244
<b>Iron and steel :—</b>										
Anchor, grapnels, chains and cables.....	26,010	476,802	25,350	448,336	26,801	457,125	28,229	478,974	33,929	595,092
Armour plates.....	673	71,433	1,341	145,033	5	366	138	12,850	17	1,515
Bedsteads.....	15,302	352,908	16,555	413,788	14,638	369,201	16,454	418,446	18,354	487,763
Black plates for tinning.....	57,328	599,712	65,235	651,206	62,529	601,879	68,839	651,253	65,615	654,385
Bolts and nuts.....			13,976	250,401	15,515	267,169	18,569	325,238	22,496	407,024
Chairs and sleepers.....	61,836	332,299	45,047	251,083	56,008	258,754	78,700	406,756	73,307	383,652
Galvanized sheets.....	331,272	4,132,736	352,032	4,383,963	385,418	4,487,635	406,815	4,825,211	442,414	5,896,806
Hoops and strips.....	40,959	344,656	45,495	371,750	40,507	344,607	41,980	339,399	45,311	386,955
<b>Machinery and mill work—</b>										
Steam engines—										
Agricultural.....		631,736		876,101	23,228	930,648	27,769	1,098,654	28,406	1,135,646
Locomotive.....		2,299,179		2,358,700	39,954	1,929,311	48,520	2,384,576	55,627	2,895,293
Other.....		1,849,275		2,014,493	60,568	2,167,969	67,343	2,311,330	80,173	2,831,144
<b>Other machinery—</b>										
Agricultural.....		812,001		979,264	30,732	1,081,656	30,209	1,046,968	32,837	1,171,471
Mining.....		547,855		781,773	29,765	873,914	27,854	832,519	21,909	732,862
Sewing machines.....		1,840,136		2,035,196	22,862	2,268,911	24,758	1,967,876	27,280	2,176,816
Textile.....		4,510,645		4,729,894	116,085	5,001,391	134,290	5,606,304	158,319	6,710,413
Other descriptions.....				5,845,599	144,972	6,288,426	175,829	7,307,619	212,397	8,876,487
Electrical of all kinds.....		6,263,988		457,186	7,331	922,965	8,391	644,480	12,095	841,757
Nails, screws and rivets.....	19,246	388,810	20,468	445,316	24,473	426,933	24,647	465,995	29,431	515,757
Rails.....	583,513	3,173,293	604,076	3,212,700	525,371	2,544,289	546,364	2,731,854	460,328	2,591,363
Railroad unenumerated.....	70,831	649,249	74,351	738,647	73,047	750,222	80,493	743,960	80,577	854,874
Ship, bridge, boiler and other plates and sheets.....	167,306	1,357,208	161,722	1,274,656	152,357	1,161,962	204,568	1,619,399	275,045	2,273,137

7-8 EDWARD VII., A. 1908

## GREAT BRITAIN.

TOTAL Quantities and Values of the Principal and other Articles, the Produce and Manufacture of the United Kingdom, Exported,  
*&c.—Continued.*

ARTICLES.	1902.		1903.		1904.		1905.		1906.	
	Quantity.	Value.	Quantity.	Value.	Quantity.	Value.	Quantity.	Value.	Quantity.	Value.
<b>Metals, &amp;c. <i>Con.</i></b>		£		£		£		£		£
Iron and steel — <i>Con.</i>										
Iron or steel — <i>Con.</i>										
Timed plates and tinued sheets. . . . . Tons.	312,206	4,337,688	292,800	3,958,643	359,634	4,565,568	354,864	4,566,984	374,802	4,936,868
Tubes and pipes and fittings. . . . .	60,161	1,009,782	176,443	1,866,839	171,092	1,806,150	218,502	2,209,288	295,174	2,932,534
Tyres, axles and wheels. . . . .	.....	.....	36,215	603,023	35,035	622,315	44,097	739,223	51,659	925,083
Wire. . . . .	55,646	1,042,869	59,843	1,170,060	60,861	1,191,670	81,201	1,569,546	95,065	1,964,638
<b>Steel —</b>										
Ingots, blooms, billets, slabs, sheet bars, tin-plate bars, or similar, partly mfd. . . . .	24,255	142,359	13,006	77,250	4,255	37,581	8,594	59,596	11,734	88,623
In bars, angles, rods and shapes or sections. . . . .	152,694	1,766,233	156,821	1,917,469	122,930	1,604,014	151,879	2,081,651	199,115	2,704,106
Girders, beams, joists and pillars. . . . .	.....	.....	.....	.....	50,205	410,054	63,965	553,183	107,115	983,528
Manufactures of steel or of iron and iron unenumerated. . . . .	48,382	1,162,523	63,515	1,276,074	55,464	1,157,348	73,103	1,500,026	88,576	1,727,510
Totals, iron and steel. . . . .	.....	47,632,152	.....	50,457,467	3,738,339	49,431,862	4,266,825	55,086,764	5,311,243	66,612,484
<b>Lead, ore of. . . . . Tons.</b>	1,978	13,553	1,924	14,737	1,389	13,363	3,535	32,365	6,401	70,702
" pig. . . . .	14,677	168,082	17,686	206,132	16,217	194,480	23,470	316,186	27,340	495,003
" manufactures of. . . . .	18,332	289,390	17,897	278,161	18,713	301,808	18,071	295,979	17,555	337,593
Tin unwrought. . . . .	6,112	735,666	6,249	735,901	5,864	741,847	7,623	1,057,780	8,485	1,508,360
Zinc, ore of. . . . .	16,454	64,216	15,412	68,595	14,376	69,498	13,215	67,715	12,942	81,003
" or spelter, crude or in cakes. . . . .	6,655	49,435	6,198	103,302	6,703	125,833	6,301	141,709	6,636	163,883
" zinc, manufactures of. . . . .	1,324	37,563	1,123	34,065	1,164	37,790	1,021	34,915	1,218	47,027
Ores unenumerated. . . . .	.....	.....	1,964	51,471	5,491	46,394	1,571	11,231	1,422	22,800

## SESSIONAL PAPER No. 10\*

Metals and mfrs. thereof, un- enumerated.	Tons.	862,718	53,777,374	835,224	12,849	947,332	16,222	1,343,162	16,841	1,433,812
Totals, metals, &c.				57,426,312		56,134,628		63,940,511		76,806,556
Milk, condensed.....	294,755	568,244	280,907	536,299	346,741	607,590	304,945	592,582	324,203	665,439
Musical instruments and parts thereof.		294,190		307,040		262,535		272,821		270,046
Oil, seed.....	53,497	1,429,893	49,818	1,182,295	56,629	1,097,144	51,865	968,040	55,058	1,214,586
" other sorts.....		924,066		889,365		886,260		929,671		1,225,409
Oil and floor cloth.....	31,189,300	1,463,845	31,834,400	1,540,101	35,313,800	1,634,756	39,657,100	1,752,005	48,874,000	2,107,205
Painter's colours and materials		1,972,249		2,078,967		2,005,766		2,107,987		2,431,451
Paper hanging.....	74,485	194,018	75,845	206,472	81,683	204,241	81,225	298,861	89,514	215,655
Of other sorts.....	1,007,639	1,478,686	1,070,653	1,589,378	1,178,518	1,672,556	1,260,068	1,730,906	1,338,239	1,848,161
Perfumery, except spirits perfumed in bond.....		147,347		145,046		159,955		169,118		171,631
Pickles, vinegar, sauces, condiments, preserved fruits and confectionery		1,516,820		1,377,831		1,442,847		1,701,059		1,923,328
Pictures.....	10,109	288,454	12,894	314,507	12,906	324,701	13,775	264,753	15,655	290,545
Plate, gold and silver.....	188,725	65,275	288,316	71,092	274,984	78,818	229,918	77,355	200,300	63,076
Placed and gilt wares.....		464,386		507,157		541,088		577,222		648,968
Potatoes.....		310,319	191,928	49,452	409,630	116,472	646,708	111,363	805,554	142,457
Prints, engravings, drawings, obo- graphs, photographs on paper, maps and charts.....		142,804		161,579		163,131		176,586		172,110
Provisions, unenumerated.....		1,389,302		1,014,399		934,790		827,692		658,539
Rags and other materials for making paper.....	67,453	379,037	78,321	409,624	84,013	428,481	96,230	535,840	112,457	713,970
Saddlery and harness.....		582,712		633,216		477,013		519,333		568,396
Salt.....	613,732	504,623	584,941	472,388	622,429	509,176	576,175	431,311	622,307	442,442
Stocks of all sorts.....	304,883	366,561	303,565	376,160	304,798	343,836	351,044	370,895	363,529	387,174
Ships and boats new (not registered as British or registered as British only for purposes of delivery or transfer abroad).....										
Silk thrown, twist and yarn.....	645,900	5,871,575	735,694	4,283,829		4,455,451		5,431,298		8,644,171
Silk manufactures.....		237,718		256,341	582,840	218,881	840,563	298,239	922,842	323,873
Broad piece goods.....										
Of other sorts.....	9,584,500	862,589	9,777,548	928,481	10,085,088	984,210	11,450,933	1,210,367	13,464,333	1,420,419
Skins and furs of all sorts.....		530,725		508,253		620,344		482,947		438,215
Soap.....		1,463,075		1,424,691		1,272,531		1,663,651		1,864,949
Spirits.....	1,018,778	1,124,102	1,057,017	1,144,655	1,108,174	1,268,712	1,230,520	1,284,727	1,210,130	1,360,556
British and Irish.....	6,306,775	2,897,156	6,248,736	2,649,139	6,622,852	2,740,370	7,191,237	2,853,738	7,310,836	2,985,071
Other.....		77,919		73,455		74,754		81,039		101,877
Stationery, other than paper.....		1,286,457		1,416,435		1,386,450		1,412,335		1,596,656
Stones and slate.....		328,403		341,837		328,410		399,553		334,783
Sugar—refined.....	716,014	399,458	1,029,194	614,738	588,453	367,382	647,394	492,328	897,365	561,690
Molasses, treacle, syrup and glucose.....		163,575		161,703		159,016		182,131		193,737
Tobacco and manufactures of.....		707,414		633,605		776,045		981,774		1,060,660
Toys and games.....		451,848		429,156		439,975		455,278		479,162

## GREAT BRITAIN.

Total Quantities and Values of the Principal and other Articles, the Produce and Manufacture of the United Kingdom,  
Exported, &c.—*Concluded.*

ARTICLES.	1902.		1903.		1904.		1905.		1906.	
	Quantity.	Value.	Quantity.	Value.	Quantity.	Value.	Quantity.	Value.	Quantity.	Value.
Umbrellas and parasols.....		£		£		£		£		£
Wood and timber.....		426,517		445,080		414,355		397,086		498,180
Wool.....		590,126		620,641		608,401		553,682		636,937
Woolen and worsted manufactures—		3,779,091		4,665,779		5,182,919		5,892,410		6,475,809
Wool.....	101,874,400		110,402,700		107,511,760		107,086,700		107,184,900	
Woolen and worsted yarn.....	52,725,400	3,530,551	59,804,000	4,194,296	54,378,364	4,209,523	49,599,900	4,243,949	55,328,000	5,339,531
Yarn, alpaca and mohair.....	12,288,300	1,497,596	13,329,000	1,575,848	12,946,300	1,478,536	14,466,500	1,690,647	16,592,000	2,062,438
Yarn, hair or wool, N.O.E.....	5,525,700	169,029	5,673,100	178,573	6,535,800	223,853	6,641,000	238,645	7,329,100	279,971
Woolen tissues.....	47,139,700	5,500,419	50,731,600	5,871,776	67,121,100	7,491,431	72,288,100	9,162,548	79,957,400	9,734,575
Worsted coatings and stuffs.....	102,616,000	6,366,871	106,426,000	6,440,319	103,381,000	6,335,201	106,523,400	6,663,486	99,236,700	6,827,700
Domestic tapestry, &c., mohair.....										
Plushes.....	386,900	41,757	279,300	41,925	293,300	35,892	380,400	54,767	325,200	49,165
Flannels.....	8,538,600	299,110	8,791,200	317,102	9,758,300	340,834	9,229,500	326,049	8,754,000	321,136
Carpets and druggeds.....	7,672,100	870,098	8,592,700	947,519	8,671,900	953,029	8,169,300	976,459	9,530,800	1,123,086
Blankets.....	785,500	308,532	788,171	301,477	1,560,156	842,243	850,875	376,482	734,955	299,296
Of other sorts.....		1,874,572		1,944,294		1,794,955		2,036,879		2,229,123
Total woollen and worsted manu- factures (except yarns).....		15,261,359		15,864,412		17,993,555		19,596,670		20,584,021
Parcel post.....	2,001,821	3,478,478	2,279,208	3,473,283	2,392,785	3,653,728	2,604,262	4,115,098	2,629,281	4,417,221
Total value of principal and other articles the produce and manu- facture of Great Britain.....		283,423,466		290,800,108		300,711,040		329,816,614		375,575,338



SESSIONAL PAPER No. 10\*

## GREAT BRITAIN.

Total Quantities and Values of the Principal and Other Articles of Foreign and Colonial Merchandise Exported during the Years ended December 31, 1902 to 1906, inclusive. (*From British Returns.*)

ARTICLES.	1902.		1903.		1904.		1905.		1906.	
	Quantity.	Value.	Quantity.	Value.	Quantity.	Value.	Quantity.	Value.	Quantity.	Value.
		£		£		£		£		£
Animals.....		208,740		103,374		76,471		97,983		151,970
Arms and ammunition.....		94,630		129,313		250,528		446,585		195,179
Bacon and hams.....	156,853	138,299	113,057	339,480	113,261	308,086	146,991	388,837	162,376	464,823
Beads of all sorts.....	1,121,198	42,750	1,006,546	40,640	1,193,827	51,558	913,693	40,054	670,095	29,463
Beef, salted.....	36,926	52,368	21,492	29,646	25,495	32,029	24,439	32,414	31,581	39,791
Bladders, casings and sausage skins.....		89,233		93,844		81,817		77,013		82,417
Bridles.....	1,691,539	229,846	2,137,065	250,061	1,801,319	256,378	1,781,910	232,283	2,316,584	289,721
Butter.....	41,386	227,576	63,511	312,703	86,666	499,319	70,518	357,658	77,504	396,995
Margarine.....	20,022	46,249	12,535	29,280	8,067	19,581	8,927	21,083	9,817	23,908
Caoutchouc.....	291,751	3,551,866	336,239	4,928,488	298,353	5,022,222	334,501	6,153,193	380,252	6,375,476
Cheese.....	51,863	156,628	51,389	135,390	53,180	157,123	52,302	159,206	53,117	179,051
Chemical manufactures and products.....		336,393		289,689		274,320		379,263		309,552
China or porcelain and earthenware.....		238,577		264,950		192,899		124,513		104,806
Cocoa.....	13,257,944	372,566	11,147,384	325,272	8,933,629	248,762	9,636,848	258,569	11,442,437	313,265
Colliery.....	395,326	1,051,244	711,319	1,714,551	716,046	1,823,663	963,671	2,325,396	704,119	1,770,025
Cordage and twine.....		111,865		134,448		140,995		138,433		158,835
Cork, manufactured.....	2,404,765	138,000	2,686,936	155,269	2,102,371	138,762	2,262,661	113,772	2,058,013	117,716
Corn, grain, meal and flour.....	1,481,736	701,489	1,570,683	679,744	3,356,988	1,365,891	3,646,861	1,535,143	3,081,306	1,399,212
Cotton, raw.....	2,456,813	6,322,493	2,729,177	7,436,151	2,295,473	6,775,176	2,628,374	6,564,673	2,191,703	6,695,053
Waste of.....	41,695,898	441,498	37,872,308	454,399	31,210,802	467,776	31,848,360	424,321	33,182,244	465,815
Drugs.....		516,672		435,227		459,373		529,354		573,150
Manufactures (except lace).....										
Bark, Peruvian.....	21,108	59,109	15,699	39,862	11,879	26,206	10,700	23,992	8,590	15,866
Opium.....	113,921	398,315	317,413	189,125	261,294	148,705	249,277	128,508	283,138	145,949
Unenumerated.....		398,808		386,266		369,667		401,013		357,091
Dyeing or tanning stuffs.....										
Cutch and gambier.....		110,115		117,923		99,185		64,617		85,985
Indigo.....	4,294	226,762	4,228	188,152	4,069	120,443	2,972	76,590	4,225	96,214
Unenumerated.....	15,252	231,381	12,450	202,804	9,270	273,104	5,902	313,415	7,062	269,573
Embroidery and needlework.....		132,763		126,957		87,197		81,912		102,105
Feathers, ornamental.....	503,931	636,400	585,861	861,533	551,306	836,117	556,029	816,654	629,983	1,039,711
Fish, of all sorts.....	439,603	807,712	480,306	909,012	469,860	925,793	499,396	971,143	541,388	1,086,371
Flax, dressed or undressed and tow.....	5,430	162,395	4,199	183,251	3,166	143,137	2,596	104,003	3,331	145,067



## GREAT BRITAIN.

TOTAL. Quantities and Values of the Principal and Other Articles of Foreign and Colonial Merchandise Exported, &amp;c.—Continued.

ARTICLES.	1902.		1903.		1904.		1905.		1906.	
	Quantity.	Value. £	Quantity.	Value. £	Quantity.	Value. £	Quantity.	Value. £	Quantity.	Value. £
Flowers, artificial .....	.....	100,994	.....	110,221	.....	88,415	.....	69,535	.....	78,530
Fruits (except preserved in sugar):—	.....	.....	.....	.....	.....	.....	.....	.....	.....	.....
Almonds .....	39,375	150,598	40,570	148,915	51,269	157,913	38,767	146,656	38,827	159,151
Currants .....	23,674	22,785	23,944	20,429	23,281	19,939	20,870	18,777	40,901	48,379
Grapes .....	147,425	149,157	94,814	98,001	87,113	86,947	79,133	90,242	89,426	100,007
Lemons .....	24,950	12,071	26,816	13,684	22,203	9,286	23,804	12,546	20,607	11,787
Oranges .....	383,923	145,412	340,600	136,582	245,521	103,965	135,001	60,345	291,206	127,397
Raisins .....	25,259	44,185	18,248	32,300	20,194	29,588	26,784	32,933	29,650	46,205
Unenumerated .....	250,472	177,890	253,884	163,981	252,895	144,808	267,336	137,781	255,761	165,201
All other, N.E.S. ....	.....	309,851	.....	391,023	.....	378,774	.....	447,382	.....	438,468
Glass, all sorts (except bottles) .....	57,877	63,264	67,619	104,894	67,637	119,855	81,694	132,212	40,310	60,530
Glass bottles .....	15,548	6,670	18,110	9,054	24,819	12,380	24,423	12,227	32,698	18,129
Gum—	.....	.....	.....	.....	.....	.....	.....	.....	.....	.....
Arabic .....	47,233	73,656	30,996	42,890	21,906	29,752	23,920	33,058	17,982	29,535
Kowrie .....	65,737	220,497	78,014	262,920	75,434	217,601	91,507	310,413	84,326	291,349
Lac, seed, shell, stick and dye .....	80,753	437,028	94,154	631,865	64,016	615,509	91,391	687,046	64,870	601,345
Unenumerated .....	70,504	244,506	87,222	270,130	69,647	228,474	65,948	223,899	70,352	236,360
Gutta percha .....	10,632	13,514	6,622	6,916	7,352	100,471	9,115	72,009	8,696	72,722
Hair, cow, bull or elk .....	10,779	23,889	9,359	19,577	6,167	13,598	9,513	23,293	16,044	16,044
" horse .....	7,511	49,625	9,123	65,727	8,363	66,791	8,863	82,211	6,921	61,269
" unenumerated .....	.....	13,633	.....	30,264	.....	15,195	.....	24,106	.....	29,554
Hardware (other than cutlery) .....	158,421	158,421	.....	141,098	.....	131,076	.....	162,204	.....	111,159
Heaps, dressed or undressed and tow .....	45,089	1,637,389	44,594	1,438,510	47,134	1,554,484	47,057	1,524,399	44,918	1,514,361
Hides, raw .....	289,881	801,750	227,455	649,292	224,519	662,979	318,921	913,859	386,988	1,206,265
Hops .....	7,450	21,401	7,962	44,773	6,191	32,497	9,421	51,561	3,128	11,611
Horns and hoofs .....	1,581	46,401	962	34,955	1,106	37,765	1,373	53,504	1,320	50,929
Implements and tools (including parts thereof) .....	.....	125,228	.....	43,589	.....	281,348	.....	72,133	.....	67,177
Ivory: Teeth, elephants', sea-cows', and walrus .....	5,498	225,848	6,111	256,909	5,376	236,403	6,610	339,278	6,677	350,282
Jute, raw .....	122,700	1,629,772	80,583	1,149,991	103,266	1,445,557	110,180	1,935,072	138,853	3,058,087
" manufactures .....	.....	1,559,014	.....	2,637,946	.....	1,920,156	.....	1,810,769	.....	1,735,691
Lace, of all kinds .....	.....	1,005,154	.....	1,107,812	.....	1,144,567	.....	1,510,678	.....	2,187,784

## SESSIONAL PAPER No. 10\*

Lard.....	Cwt.	66,251	155,457	78,321	189,982	95,272	194,159	224,420	419,257	192,279	401,743
Leather.....	"	144,851	1,307,458	138,616	1,324,894	147,704	1,372,548	127,858	1,218,291	151,923	1,659,853
" manufactures.....	"		280,396		256,165		266,897		271,502		314,120
Manures—Nitrate of soda (cubic nitre), Tons.	Tons.	2,488	25,311	2,620	25,311	5,237	52,279	6,694	61,489	4,723	53,465
All other, N.E.S.	"		90,031		42,118		50,775		48,160		52,020
Marbles.....	"		98,155		92,973		105,237		116,888		161,450
Meat, preserved, otherwise than by salting.....	Cwt.	120,244	313,036	78,050	234,999	61,468	225,758	89,182	285,903	45,187	210,120
Metals and Ores:—											
Copper, unwrought, part wrought, and old copper.....	Tons.	21,548	1,197,328	9,441	546,708	7,311	439,821	14,343	963,900	14,792	1,262,605
Copper and manufactures of, N.E.S.	"		111,131		73,498		39,056		31,486		45,806
Iron and steel and irons, of:—											
Iron and steel.....	Tons.		417,819		511,565		412,336		378,458		377,601
Machinery and millwork.....	"		650,551		434,329		881,238		1,134,814		1,463,240
Lead, pig or sheet.....	"	9,347	104,401	10,977	125,749	20,894	133,200	18,886	247,068	13,536	228,595
All other, N.E.S.	"		99,968		24,910		210,573		21,432		7,755
Quicksilver.....	Lbs.	1,463,937	167,624	1,413,498	158,292	2,045,863	8,032	1,599,826	155,611	2,078,439	192,866
Silver ore.....	Tons.	22,976	17,480	23,839	27,377	27,225	3,430,280	291,155	28,569	32,271	10,812
Tin, in blocks, ingots, bars or slabs, Tons.	Tons.		2,736,712		2,986,253		107,169		4,120,385		5,804,646
All other, N.E.S.	"		65,223		43,420		16,603		153,771		273,860
Zinc and manufactures of.....	Tons.		32,900		16,603		23,408		41,426		60,399
Unenumerated, unwrought, N.E.S.	"	1,001	76,924	880	89,594	673	106,509	246	57,905	526	83,610
Milk, condensed.....	Cwt.	147,471	127,175	119,690	178,585	94,764	281,631	493,762	296,925	74,965	376,448
Musical instruments.....	"		77,254		80,261		183,626		194,634		154,644
Nuts and kernels:—											
For expressing oil therefrom.....	Tons.	18,600	234,812	24,213	292,250	20,777	286,184	11,768	173,792	12,859	212,352
Of other sorts.....	"		10,333		14,679		17,013		14,602		18,172
Oil:—											
Cocconut.....	Cwt.	146,672	219,183	221,543	279,126	226,593	290,969	271,512	353,437	139,045	214,293
Olive.....	Tons.	4,062	143,759	3,217	108,737	2,437	109,969	1,429	75,306	2,750	109,155
Palm.....	Cwt.	780,814	866,163	728,598	806,677	718,405	733,167	696,314	707,054	677,104	754,646
Petroleum.....	Galls.	4,117,684	126,884	8,722,485	218,983	8,084,271	231,199	7,876,103	207,131	6,885,622	195,179
Seed.....	Tons.	3,162	77,254	3,940	94,187	4,476	87,389	5,172	99,370	3,406	72,476
All other, N.E.S.	"		185,342		162,800		199,894		203,681		202,371
Oléo-margarine or oleo-oil.....	Cwt.	39,206	69,566	52,583	81,082	48,110	80,347	106,230	188,731	116,542	205,363
Painters' colours and pigments, unenumerated.....	"		26,674		35,616		27,056		30,097		25,465
Paper of all kinds (including straw boards and wood pulp boards).....	Cwt.	115,430	102,125	158,471	124,289	139,560	115,611	97,982	90,858	105,461	122,123
Paper making materials.....	Tons.	14,362	116,099	17,736	114,977	20,426	148,230	19,939	153,929	21,122	165,909
Pictures and drawings by hand.....	No.	1,596	171,575	1,851	83,035	2,820	169,184	3,121	164,212	3,567	112,506
Pipes of clay, &c., for smoking tobacco.....	Cross.	31,950	104,391	23,962	88,729	23,565	83,404	20,325	74,849	20,251	73,004
Plumbago.....	Tons.	2,487	45,602	1,832	40,102	1,538	31,121	1,054	22,721	1,225	25,664
Seeds:—											
Clover and grass.....	Cwt.	27,722	70,199	80,748	193,798	82,888	192,410	92,300	219,511	89,673	218,607
Flax or linseed.....	Qrs.	157,433	396,014	88,271	174,695	107,333	172,516	98,255	169,430	57,342	124,322
Rape.....	"	37,748	70,279	6,323	11,843	5,199	10,766	2,949	5,479	3,076	20,835







7-8 EDWARD VII., A. 1908

## GREAT BRITAIN.

STATEMENT of the Quantities and Values of the Principal and Other Articles of Merchandise Imported into Great Britain from Canada and the United States, respectively, during the Years ended December 31, 1897 to 1906, inclusive. (*From British Returns.*)

Abbreviations: C., Canada; U.S., United States.

ARTICLES.		QUANTITIES AND VALUES.									
Animals living:—		1897.	1898.	1899.	1900.	1901.	1902.	1903.	1904.	1905.	1906.
Oxen, bulls and cows.....	{ C ...	126,495	108,405	94,660	104,839	88,211	93,674	190,815	146,399	148,718	160,689
	{ U.S. ..	2,045,209	1,774,760	1,396,067	1,806,238	1,484,860	1,644,478	3,315,776	2,547,473	2,491,150	2,765,440
Sheep and lambs.....	{ C ...	416,299	369,478	321,229	330,209	405,704	424,431	301,737	401,249	414,906	398,887
	{ U.S. ..	7,280,854	6,238,984	5,541,781	6,500,744	7,824,154	6,144,646	5,399,243	7,160,062	7,149,139	6,937,410
Horses.....	{ C ...	63,761	42,070	63,930	35,674	68,016	55,033	83,291	77,885	78,240	137,296
	{ U.S. ..	95,602	63,286	100,320	56,255	99,506	86,501	129,045	124,799	45,580	22,228
Asbestos, raw .....	{ C ...	186,755	147,021	121,630	132,906	300,152	233,227	171,386	296,804	150,095	84,184
	{ U.S. ..	272,421	219,706	184,446	224,843	463,519	361,736	421	496,630	226,628	127,401
Butter.....	{ C ...	11,247	6,359	4,792	2,976	1,500	1,869	421	401	296	225
	{ U.S. ..	280,455	177,000	129,988	85,158	46,737	51,838	14,631	16,541	15,055	10,222
Cheese.....	{ C ...	26,520	25,328	25,169	30,380	19,360	7,146	3,160	2,368	1,135	818
	{ U.S. ..	798,565	779,059	791,410	952,956	659,299	261,519	119,951	98,692	48,266	36,795
Chemical manufactures.....	{ C ...	109,402	156,865	290,083	138,313	215,588	285,765	185,437	268,697	292,117	190,968
	{ U.S. ..	444,862	661,935	1,113,956	640,760	1,008,002	1,347,345	866,249	1,194,823	1,428,494	976,008
Cordage.....	{ C ...	154,196	66,712	159,137	56,046	150,121	54,498	42,405	68,751	84,874	157,312
	{ U.S. ..	633,549	285,369	704,061	247,724	689,164	252,874	190,678	294,381	401,916	748,197
Corn, grain and meal:—	{ C ...	1,526,664	1,432,181	1,337,198	1,511,872	1,547,739	1,709,565	1,848,142	1,900,556	1,858,767	1,925,835
	{ U.S. ..	3,349,501	2,943,725	3,014,211	3,799,223	3,697,660	4,301,859	4,234,090	4,234,790	4,804,172	5,634,288
Wheat.....	{ C ...	631,616	485,995	590,737	680,583	540,102	390,479	360,416	224,830	175,256	233,445
	{ U.S. ..	1,413,079	1,006,586	1,380,609	1,740,749	1,271,061	962,112	953,215	503,312	445,003	656,705
Gordage.....	{ C ...	6,833	14,636	15,970	22,894	7,147	26,957	18,625	30,376	66,148	51,291
	{ U.S. ..	56,477	37,322	48,977	116,394	81,340	174,408	327,680	326,049	336,335	488,572
Corn, grain and meal:—	{ C ...	4,820,500	5,012,070	5,256,500	6,337,600	6,691,710	11,227,475	58,829	1,195,260	742,015	84,097
	{ U.S. ..	1,875,058	1,918,147	1,801,953	2,206,878	2,216,049	3,194,024	3,737,368	2,229,791	2,412,137	4,041,443
Wheat.....	{ C ...	34,603,290	37,853,200	34,630,648	32,588,200	40,466,300	24,197,889	7,031,600	6,634,700	22,490,900	22,490,900
	{ U.S. ..	13,104,770	15,294,766	11,811,700	11,227,268	13,475,541	14,495,721	8,444,114	2,517,425	2,453,527	8,040,290



## SESSIONAL PAPER No. 10\*

Barley.....	{ Cwt. ....	67,970	156,860	367,490	598,660	120,400	74,389	89,755	487,500	1,057,600	687,700
	{ £ .....	16,651	41,141	100,541	173,963	122,762	19,910	22,223	132,145	271,186	284,882
Oats.....	{ Cwt. ....	3,363,601	2,392,800	1,946,070	4,277,800	2,630,010	2,488,553	2,526,771	3,737,200	2,555,500	2,906,800
	{ £ .....	939,488	794,867	572,321	1,349,816	872,694	936,691	818,804	1,290,287	751,030	836,333
Peas.....	{ Cwt. ....	1,754,750	2,473,300	1,387,100	1,518,100	1,154,000	590,958	569,482	659,700	764,263	1,225,800
	{ £ .....	443,893	702,232	371,329	409,027	317,488	183,656	181,346	181,388	211,481	379,009
Maise or Indian corn.....	{ Cwt. ....	8,082,300	8,121,320	7,072,000	5,715,200	4,443,800	1,221,271	660,089	178,900	2,501,300	3,375,000
	{ £ .....	1,913,478	2,290,368	1,841,347	1,479,737	1,185,928	337,763	176,223	46,971	689,975	985,551
Other kinds of corn and grain.....	{ Cwt. ....	1,112,730	1,013,690	755,130	849,700	707,700	217,486	212,163	262,860	122,630	188,680
	{ £ .....	287,496	309,290	240,656	276,606	235,046	80,304	81,814	93,316	43,944	74,539
Wheat meal or flour.....	{ Cwt. ....	626,690	568,170	476,870	581,363	440,100	178,629	53,263	53,263	43,016	57,882
	{ £ .....	168,804	173,896	162,312	199,834	153,481	99,245	66,959	20,380	22,825	24,485
Other kinds of corn and grain.....	{ Cwt. ....	4,235,400	7,472,502	5,360,700	4,795,400	2,085,600	104,993	3,387,331	1,872,700	3,310,800	2,369,700
	{ £ .....	740,609	1,533,749	1,069,547	476,224	29,564,900	29,564	847,503	472,907	877,569	565,100
Wheat meal or flour.....	{ Cwt. ....	39,645,100	37,466,100	39,460,400	38,121,450	25,564,900	1,943,213	16,223,639	8,077,000	18,310,200	18,617,700
	{ £ .....	6,623,230	7,314,435	8,185,167	8,596,172	5,914,905	561,230	4,684,717	1,956,137	4,636,676	4,063,767
Other kinds of corn and grain.....	{ Cwt. ....	275,540	416,180	221,300	280,740	463,780	291,472	291,942	29,780	59,230	77,540
	{ £ .....	67,539	122,944	63,596	82,462	116,194	106,834	79,874	6,271	18,592	22,507
Wheat meal or flour.....	{ Cwt. ....	598,480	611,420	492,590	415,020	315,200	160,193	406,739	57,100	69,670	251,700
	{ £ .....	129,912	175,164	141,356	115,317	84,160	46,371	106,808	15,563	29,570	69,876
Oatmeal.....	{ Cwt. ....	1,530,690	1,968,290	2,498,920	1,195,219	1,338,100	1,943,213	2,637,617	2,045,767	1,330,100	1,810,500
	{ £ .....	803,389	1,057,927	1,154,246	570,680	628,611	869,933	1,253,250	1,014,124	653,894	870,707
Oatmeal.....	{ Cwt. ....	14,062,970	17,445,890	18,405,796	17,877,308	18,999,882	15,587,217	16,223,639	8,252,602	5,685,418	9,809,270
	{ £ .....	7,080,091	9,470,433	8,565,884	8,306,236	8,698,249	7,247,060	7,618,091	4,095,749	2,896,317	4,744,670
Oatmeal.....	{ Cwt. ....	95,339	132,020	86,830	113,600	92,200	62,083	262,110	417,682	250,401	295,425
	{ £ .....	44,041	66,407	40,882	55,564	45,205	34,111	189,000	315,580	178,073	190,806
Cotton : raw.....	{ Cwt. ....	631,100	852,040	691,670	710,120	740,970	592,498	457,695	191,743	373,988	399,555
	{ £ .....	387,598	547,235	456,384	463,469	497,453	447,801	343,690	136,200	280,514	311,459
Cotton : raw.....	{ Cwt. ....	1,618	5,219	4,098	1	10,550	390	.....	.....	53,867	46,422
	{ £ .....	3,020	9,041	6,769	2	23,638	970	.....	.....	157,383	135,649
Manufactures of all sorts.....	{ Cwt. ....	12,323,000	16,119,227	11,047,490	12,190,169	13,221,363	12,177,136	12,153,019	13,310,446	15,440,574	13,245,296
	{ £ .....	24,587,513	27,513,032	19,161,130	30,196,513	32,353,712	24,283,929	32,349,746	40,197,242	38,314,379	38,546,295
Dyestuffs and substances used in tanning : Extracts.....	{ Cwt. ....	6,491	8,419	11,244	5,186	5,064	7,791	12,469	5,075	3,480	2,656
	{ £ .....	245,441	302,366	249,603	287,015	332,145	253,808	191,256	138,174	243,329	253,448
Eggs.....	{ Cwt. ....	10,151	23,094	19,534	19,977	17,527	18,565	16,380	14,060	11,575	16,980
	{ £ .....	32,395	58,260	77,492	75,287	65,899	63,511	75,549	59,444	48,876	58,614
Eggs.....	{ Gr. lds. ....	568,769	745,355	646,867	807,702	704,033	517,822	557,080	317,722	260,140	291,719
	{ £ .....	193,998	251,710	233,693	288,946	255,956	209,316	218,371	129,631	114,357	106,393
Eggs.....	{ Gr. lds. ....	115,909	194,405	144,724	425,863	342,472	169,372	161,416	14,286	14,286	14,337
	{ £ .....	42,347	67,020	54,379	156,168	125,643	67,934	61,581	9,548	1,935	16,585

## GREAT BRITAIN.

STATEMENT of the Quantities and Values of the Principal and Other Articles of Merchandise Imported into Great Britain from Canada and the United States, respectively, during the Years ended December 31, 1897 to 1906, inclusive.—*Con. (From British Returns.)*

Abbreviations : C., Canada; U.S., United States.

ARTICLES.		QUANTITIES AND VALUES.									
		1897.	1898.	1899.	1900.	1901.	1902.	1903.	1904.	1905.	1906.
Fish of all sorts.....	{ C ..... £	268,934	406,198	230,073	335,891	230,167	424,561	263,136	204,499	209,224	380,179
	{ U.S. .... £	734,866	880,390	646,226	930,185	690,454	1,074,365	796,977	714,687	706,375	1,143,281
Fruits :	{ C ..... £	413,850	469,934	402,327	424,023	436,937	606,422	325,968	382,032	296,039	308,219
	{ U.S. .... £	716,583	613,843	666,334	728,834	836,177	1,101,322	572,470	875,702	620,434	628,482
Apples, raw .....	{ Bush. £	1,020,929	1,442,936	1,549,951	1,803,638	1,474,712	1,918,666	1,545,455	1,208,409	1,247,766	1,998,937
	{ U.S. .... £	278,989	448,515	470,903	427,763	305,953	569,891	879,389	619,844	703,950	577,982
Hay.....	{ C ..... £	1,808,115	1,243,998	1,249,403	1,898,689	1,236,366	1,478,790	1,238,019	1,850,037	1,631,819	1,407,045
	{ U.S. .... £	502,722	402,119	385,705	510,779	487,884	1,004,800	1,420,132	982,613	936,868	868,538
Hoys.....	{ Tons. £	6,265	9,278	21,196	13,327	40,842	98,652	51,804	51,392	43,483	57,456
	{ U.S. .... £	23,261	30,060	67,997	49,923	165,904	352,836	168,199	169,005	143,296	197,611
Lard.....	{ C ..... £	26,633	42,876	44,198	83,604	83,604	121,777	29,525	18,666	28,688	29,809
	{ U. .... £	96,955	150,292	169,127	169,127	338,640	478,107	77,984	71,818	100,085	104,547
Leather.....	{ C ..... £	3,316	1,123	1,140	1,848	1,200	5,520	6,310	6,545	1,028	5,853
	{ U.S. .... £	280,453	838,074	587,356	585,595	289,472	360,793	391,751	1,081,819	191,160	478,546
Manures; Phosphate of lime and rock	{ C ..... £	40,326	44,956	83,108	116,891	112,913	93,067	127,461	139,751	336,535	341,833
	{ U. .... £	46,468	68,301	113,799	292,878	237,085	235,887	281,344	258,472	628,862	743,332
Manures; Phosphate of lime and rock	{ C ..... £	1,685,119	2,044,727	2,071,557	1,792,593	1,842,054	1,537,760	1,590,929	1,669,996	1,661,005	1,691,335
	{ U. .... £	1,927,162	2,796,308	2,900,122	3,034,038	3,775,638	3,834,641	3,553,228	3,041,840	3,030,837	3,579,418
Leather.....	{ Lbs. £	3,844,288	4,277,616	4,513,712	3,178,784	3,337,424	4,016,880	3,701,600	5,742,240	8,298,416	6,382,480
	{ U.S. .... £	169,399	182,365	189,864	139,296	153,558	135,796	180,374	263,998	378,278	313,949
Leather.....	{ Lbs. £	57,761,536	64,124,000	70,536,032	64,432,816	69,931,130	71,438,080	66,013,920	69,158,096	57,792,096	66,610,656
	{ U.S. .... £	2,606,406	3,036,811	3,362,599	3,038,638	3,336,508	3,577,921	3,390,281	3,522,961	2,964,777	3,799,717
Manures; Phosphate of lime and rock	{ Tons. £	470	627	.....	.....	.....	.....	.....	.....	.....	.....
	{ U.S. .... £	1,257	1,300	.....	.....	.....	.....	.....	.....	.....	.....
Manures; Phosphate of lime and rock	{ Tons. £	134,168	103,985	196,615	101,214	109,700	134,304	107,105	119,274	134,185	150,309
	{ U.S. .... £	218,305	179,045	357,871	291,704	197,084	224,431	177,222	220,929	246,289	287,212

## SESSIONAL PAPER No. 10\*

[illegible]

† Cwt, not bushels.

7-8 EDWARD VII., A. 1908

## GREAT BRITAIN.

STATEMENT of the Quantities and Values of the Principal and Other Articles of Merchandise Imported into Great Britain from Canada and the United States, respectively, during the Years ended Dec. 31, 1897 to 1906, inclusive.—*Con.* (*From British Returns.*)

Abbreviations : C., Canada ; U. S., United States.

ARTICLES.	QUANTITIES AND VALUES.									
	1897.	1898.	1899.	1900.	1901.	1902.	1903.	1904.	1905.	1906.
Metals and ores— <i>Con.</i>										
Copper, unwrought and part wrought	$\left\{ \begin{array}{l} \text{Tons.} \\ \text{£} \end{array} \right. \left\{ \begin{array}{l} \text{C.} \dots \dots \dots \\ \text{U. S.} \left\{ \begin{array}{l} \text{Tons.} \\ \text{£} \end{array} \right. \end{array} \right.$	$\left\{ \begin{array}{l} 119 \\ 5,950 \\ 29,545 \\ 1,474,578 \end{array} \right. \left\{ \begin{array}{l} 98 \\ 4,920 \\ 39,211 \\ 2,058,820 \end{array} \right.$	$\left\{ \begin{array}{l} \dots \dots \dots \\ 21,307 \\ 1,535,263 \end{array} \right. \left\{ \begin{array}{l} \dots \dots \dots \\ 28,218 \\ 2,121,194 \end{array} \right.$	$\left\{ \begin{array}{l} \dots \dots \dots \\ 28,218 \\ 2,121,194 \end{array} \right. \left\{ \begin{array}{l} \dots \dots \dots \\ 18,957 \\ 1,360,861 \end{array} \right.$	$\left\{ \begin{array}{l} \dots \dots \dots \\ 18,957 \\ 1,360,861 \end{array} \right. \left\{ \begin{array}{l} \dots \dots \dots \\ 41,761 \\ 2,285,734 \end{array} \right.$	$\left\{ \begin{array}{l} \dots \dots \dots \\ 41,761 \\ 2,285,734 \end{array} \right. \left\{ \begin{array}{l} \dots \dots \dots \\ 20,727 \\ 1,225,305 \end{array} \right.$	$\left\{ \begin{array}{l} \dots \dots \dots \\ 20,727 \\ 1,225,305 \end{array} \right. \left\{ \begin{array}{l} \dots \dots \dots \\ 48,305 \\ 2,831,437 \end{array} \right.$	$\left\{ \begin{array}{l} \dots \dots \dots \\ 48,305 \\ 2,831,437 \end{array} \right. \left\{ \begin{array}{l} \dots \dots \dots \\ 28,243 \\ 1,908,635 \end{array} \right.$	$\left\{ \begin{array}{l} \dots \dots \dots \\ 28,243 \\ 1,908,635 \end{array} \right. \left\{ \begin{array}{l} \dots \dots \dots \\ 26,899 \\ 2,312,205 \end{array} \right.$	$\left\{ \begin{array}{l} \dots \dots \dots \\ 26,899 \\ 2,312,205 \end{array} \right.$
Copper, other and mfrs. of.	$\left\{ \begin{array}{l} \text{£} \\ \text{£} \end{array} \right. \left\{ \begin{array}{l} \text{C.} \dots \dots \dots \\ \text{U. S.} \dots \dots \end{array} \right.$	$\left\{ \begin{array}{l} 3,814 \\ 472,704 \end{array} \right. \left\{ \begin{array}{l} 2,873 \\ 239,172 \end{array} \right.$	$\left\{ \begin{array}{l} 2,390 \\ 294,564 \end{array} \right. \left\{ \begin{array}{l} 4,305 \\ 464,124 \end{array} \right.$	$\left\{ \begin{array}{l} 1,995 \\ 143,268 \end{array} \right. \left\{ \begin{array}{l} 2,069 \\ 240,702 \end{array} \right.$	$\left\{ \begin{array}{l} 2,875 \\ 239,478 \end{array} \right. \left\{ \begin{array}{l} 2,969 \\ 303,337 \end{array} \right.$	$\left\{ \begin{array}{l} 1,522 \\ 400,801 \end{array} \right. \left\{ \begin{array}{l} 2,604 \\ 299,529 \end{array} \right.$	$\left\{ \begin{array}{l} \dots \dots \dots \\ \dots \dots \dots \end{array} \right. \left\{ \begin{array}{l} \dots \dots \dots \\ \dots \dots \dots \end{array} \right.$	$\left\{ \begin{array}{l} \dots \dots \dots \\ \dots \dots \dots \end{array} \right. \left\{ \begin{array}{l} \dots \dots \dots \\ \dots \dots \dots \end{array} \right.$	$\left\{ \begin{array}{l} \dots \dots \dots \\ \dots \dots \dots \end{array} \right. \left\{ \begin{array}{l} \dots \dots \dots \\ \dots \dots \dots \end{array} \right.$	$\left\{ \begin{array}{l} \dots \dots \dots \\ \dots \dots \dots \end{array} \right.$
Iron, pig and puddled.	$\left\{ \begin{array}{l} \text{Tons.} \\ \text{£} \end{array} \right. \left\{ \begin{array}{l} \text{C.} \dots \dots \dots \\ \text{U. S.} \left\{ \begin{array}{l} \text{Tons.} \\ \text{£} \end{array} \right. \end{array} \right.$	$\left\{ \begin{array}{l} \dots \dots \dots \\ 91,196 \\ 209,275 \end{array} \right. \left\{ \begin{array}{l} \dots \dots \dots \\ 76,356 \\ 180,615 \end{array} \right.$	$\left\{ \begin{array}{l} \dots \dots \dots \\ 80,988 \\ 219,715 \end{array} \right. \left\{ \begin{array}{l} \dots \dots \dots \\ 350,649 \end{array} \right.$	$\left\{ \begin{array}{l} 1,887 \\ 7,387 \\ 94,282 \\ 350,649 \end{array} \right. \left\{ \begin{array}{l} 52,161 \\ 116,630 \\ 35,312 \\ 132,999 \end{array} \right.$	$\left\{ \begin{array}{l} 51,041 \\ 116,154 \\ 10,701 \\ 59,762 \end{array} \right. \left\{ \begin{array}{l} 3,981 \\ 10,430 \\ 4,165 \\ 18,187 \end{array} \right.$	$\left\{ \begin{array}{l} 23,474 \\ 55,454 \\ 16,291 \\ 51,516 \end{array} \right. \left\{ \begin{array}{l} 200 \\ 1,241 \\ 4,132 \\ 17,959 \end{array} \right.$	$\left\{ \begin{array}{l} \dots \dots \dots \\ \dots \dots \dots \end{array} \right. \left\{ \begin{array}{l} \dots \dots \dots \\ \dots \dots \dots \end{array} \right.$	$\left\{ \begin{array}{l} \dots \dots \dots \\ \dots \dots \dots \end{array} \right. \left\{ \begin{array}{l} \dots \dots \dots \\ \dots \dots \dots \end{array} \right.$	$\left\{ \begin{array}{l} \dots \dots \dots \\ \dots \dots \dots \end{array} \right. \left\{ \begin{array}{l} \dots \dots \dots \\ \dots \dots \dots \end{array} \right.$	$\left\{ \begin{array}{l} \dots \dots \dots \\ \dots \dots \dots \end{array} \right.$
Iron : steel, unwrought.	$\left\{ \begin{array}{l} \text{Tons.} \\ \text{£} \end{array} \right. \left\{ \begin{array}{l} \text{C.} \dots \dots \dots \\ \text{U. S.} \left\{ \begin{array}{l} \text{Tons.} \\ \text{£} \end{array} \right. \end{array} \right.$	$\left\{ \begin{array}{l} 37 \\ 317 \\ 25,927 \\ 128,892 \end{array} \right. \left\{ \begin{array}{l} 504 \\ 2,051 \\ 29,374 \\ 158,689 \end{array} \right.$	$\left\{ \begin{array}{l} 387 \\ 2,406 \\ 56,375 \\ 288,706 \end{array} \right. \left\{ \begin{array}{l} 1,877 \\ 10,679 \\ 137,851 \\ 1,015,601 \end{array} \right.$	$\left\{ \begin{array}{l} 235 \\ 1,879 \\ 50,864 \\ 294,349 \end{array} \right. \left\{ \begin{array}{l} 53 \\ 437 \\ 3,574 \\ 34,593 \end{array} \right.$	$\left\{ \begin{array}{l} 620 \\ 2,356 \\ 1,088 \\ 5,086 \end{array} \right. \left\{ \begin{array}{l} 4,399 \\ 18,517 \\ 282,439 \\ 1,119,589 \end{array} \right.$	$\left\{ \begin{array}{l} \dots \dots \dots \\ \dots \dots \dots \end{array} \right. \left\{ \begin{array}{l} \dots \dots \dots \\ \dots \dots \dots \end{array} \right.$	$\left\{ \begin{array}{l} \dots \dots \dots \\ \dots \dots \dots \end{array} \right. \left\{ \begin{array}{l} \dots \dots \dots \\ \dots \dots \dots \end{array} \right.$	$\left\{ \begin{array}{l} \dots \dots \dots \\ \dots \dots \dots \end{array} \right. \left\{ \begin{array}{l} \dots \dots \dots \\ \dots \dots \dots \end{array} \right.$	$\left\{ \begin{array}{l} \dots \dots \dots \\ \dots \dots \dots \end{array} \right. \left\{ \begin{array}{l} \dots \dots \dots \\ \dots \dots \dots \end{array} \right.$	$\left\{ \begin{array}{l} \dots \dots \dots \\ \dots \dots \dots \end{array} \right.$
Iron and steel, manufactures of:—	$\left\{ \begin{array}{l} \text{£} \\ \text{£} \end{array} \right. \left\{ \begin{array}{l} \text{C.} \dots \dots \dots \\ \text{U. S.} \dots \dots \end{array} \right.$	$\left\{ \begin{array}{l} 1,126 \\ 113,843 \end{array} \right. \left\{ \begin{array}{l} 1,202 \\ 135,801 \end{array} \right.$	$\left\{ \begin{array}{l} 195 \\ 92,894 \end{array} \right. \left\{ \begin{array}{l} 682 \\ 103,939 \end{array} \right.$	$\left\{ \begin{array}{l} 147,510 \\ \dots \dots \dots \end{array} \right. \left\{ \begin{array}{l} 180,022 \\ \dots \dots \dots \end{array} \right.$	$\left\{ \begin{array}{l} 180,167 \\ \dots \dots \dots \end{array} \right. \left\{ \begin{array}{l} 208,845 \\ \dots \dots \dots \end{array} \right.$	$\left\{ \begin{array}{l} 192,022 \\ \dots \dots \dots \end{array} \right. \left\{ \begin{array}{l} 457,624 \\ \dots \dots \dots \end{array} \right.$	$\left\{ \begin{array}{l} \dots \dots \dots \\ \dots \dots \dots \end{array} \right. \left\{ \begin{array}{l} \dots \dots \dots \\ \dots \dots \dots \end{array} \right.$	$\left\{ \begin{array}{l} \dots \dots \dots \\ \dots \dots \dots \end{array} \right. \left\{ \begin{array}{l} \dots \dots \dots \\ \dots \dots \dots \end{array} \right.$	$\left\{ \begin{array}{l} \dots \dots \dots \\ \dots \dots \dots \end{array} \right. \left\{ \begin{array}{l} \dots \dots \dots \\ \dots \dots \dots \end{array} \right.$	$\left\{ \begin{array}{l} \dots \dots \dots \\ \dots \dots \dots \end{array} \right.$
Sewing machines.	$\left\{ \begin{array}{l} \text{£} \\ \text{£} \end{array} \right. \left\{ \begin{array}{l} \text{C.} \dots \dots \dots \\ \text{U. S.} \dots \dots \end{array} \right.$	$\left\{ \begin{array}{l} \dots \dots \dots \\ \dots \dots \dots \end{array} \right. \left\{ \begin{array}{l} \dots \dots \dots \\ \dots \dots \dots \end{array} \right.$	$\left\{ \begin{array}{l} \dots \dots \dots \\ \dots \dots \dots \end{array} \right. \left\{ \begin{array}{l} \dots \dots \dots \\ \dots \dots \dots \end{array} \right.$	$\left\{ \begin{array}{l} \dots \dots \dots \\ \dots \dots \dots \end{array} \right. \left\{ \begin{array}{l} \dots \dots \dots \\ \dots \dots \dots \end{array} \right.$	$\left\{ \begin{array}{l} \dots \dots \dots \\ \dots \dots \dots \end{array} \right. \left\{ \begin{array}{l} \dots \dots \dots \\ \dots \dots \dots \end{array} \right.$	$\left\{ \begin{array}{l} \dots \dots \dots \\ \dots \dots \dots \end{array} \right. \left\{ \begin{array}{l} \dots \dots \dots \\ \dots \dots \dots \end{array} \right.$	$\left\{ \begin{array}{l} \dots \dots \dots \\ \dots \dots \dots \end{array} \right. \left\{ \begin{array}{l} \dots \dots \dots \\ \dots \dots \dots \end{array} \right.$	$\left\{ \begin{array}{l} \dots \dots \dots \\ \dots \dots \dots \end{array} \right. \left\{ \begin{array}{l} \dots \dots \dots \\ \dots \dots \dots \end{array} \right.$	$\left\{ \begin{array}{l} \dots \dots \dots \\ \dots \dots \dots \end{array} \right. \left\{ \begin{array}{l} \dots \dots \dots \\ \dots \dots \dots \end{array} \right.$	$\left\{ \begin{array}{l} \dots \dots \dots \\ \dots \dots \dots \end{array} \right.$
Cycles.	$\left\{ \begin{array}{l} \text{£} \\ \text{£} \end{array} \right. \left\{ \begin{array}{l} \text{C.} \dots \dots \dots \\ \text{U. S.} \dots \dots \end{array} \right.$	$\left\{ \begin{array}{l} 459,124 \\ \dots \dots \dots \end{array} \right. \left\{ \begin{array}{l} 543,625 \\ \dots \dots \dots \end{array} \right.$	$\left\{ \begin{array}{l} 224,119 \\ \dots \dots \dots \end{array} \right. \left\{ \begin{array}{l} 137,387 \\ \dots \dots \dots \end{array} \right.$	$\left\{ \begin{array}{l} 117,990 \\ \dots \dots \dots \end{array} \right. \left\{ \begin{array}{l} 3,020 \\ 103,544 \end{array} \right.$	$\left\{ \begin{array}{l} 207 \\ 50,394 \end{array} \right. \left\{ \begin{array}{l} 53 \\ 12,056 \end{array} \right.$	$\left\{ \begin{array}{l} 38 \\ 35,192 \end{array} \right. \left\{ \begin{array}{l} 59 \\ 23,616 \end{array} \right.$	$\left\{ \begin{array}{l} \dots \dots \dots \\ \dots \dots \dots \end{array} \right. \left\{ \begin{array}{l} \dots \dots \dots \\ \dots \dots \dots \end{array} \right.$	$\left\{ \begin{array}{l} \dots \dots \dots \\ \dots \dots \dots \end{array} \right. \left\{ \begin{array}{l} \dots \dots \dots \\ \dots \dots \dots \end{array} \right.$	$\left\{ \begin{array}{l} \dots \dots \dots \\ \dots \dots \dots \end{array} \right. \left\{ \begin{array}{l} \dots \dots \dots \\ \dots \dots \dots \end{array} \right.$	$\left\{ \begin{array}{l} \dots \dots \dots \\ \dots \dots \dots \end{array} \right.$
Machinery, N. E. S.	$\left\{ \begin{array}{l} \text{£} \\ \text{£} \end{array} \right. \left\{ \begin{array}{l} \text{C.} \dots \dots \dots \\ \text{U. S.} \dots \dots \end{array} \right.$	$\left\{ \begin{array}{l} 28,649 \\ 1,506,449 \end{array} \right. \left\{ \begin{array}{l} 34,272 \\ 2,017,386 \end{array} \right.$	$\left\{ \begin{array}{l} 24,809 \\ 2,609,367 \end{array} \right. \left\{ \begin{array}{l} 10,825 \\ 2,261,624 \end{array} \right.$	$\left\{ \begin{array}{l} 67,060 \\ 2,347,081 \end{array} \right. \left\{ \begin{array}{l} 2,804,057 \\ \dots \dots \dots \end{array} \right.$	$\left\{ \begin{array}{l} 97,726 \\ 2,418,573 \end{array} \right. \left\{ \begin{array}{l} 86,834 \\ \dots \dots \dots \end{array} \right.$	$\left\{ \begin{array}{l} 2,194,300 \\ \dots \dots \dots \end{array} \right. \left\{ \begin{array}{l} 88,798 \\ \dots \dots \dots \end{array} \right.$	$\left\{ \begin{array}{l} 2,430,897 \\ \dots \dots \dots \end{array} \right. \left\{ \begin{array}{l} 2,746,855 \\ \dots \dots \dots \end{array} \right.$	$\left\{ \begin{array}{l} \dots \dots \dots \\ \dots \dots \dots \end{array} \right. \left\{ \begin{array}{l} \dots \dots \dots \\ \dots \dots \dots \end{array} \right.$	$\left\{ \begin{array}{l} \dots \dots \dots \\ \dots \dots \dots \end{array} \right. \left\{ \begin{array}{l} \dots \dots \dots \\ \dots \dots \dots \end{array} \right.$	$\left\{ \begin{array}{l} \dots \dots \dots \\ \dots \dots \dots \end{array} \right.$



## SESSIONAL PAPER No. 10\*

Unenumerated.....	{ C ..... ( U. S. )	21,771 456,761	47,145 678,018	18,284 974,931	23,870 1,256,661	6,221 930,151	5,489 639,017	9,825 549,838	10,677 659,843	11,024 717,330	6,240 773,966
Lead—Pig and sheet.....	{ C ..... ( U. S. )	29,388 356,331	31,079 399,257	32,669 475,777	40,724 683,328	43,496 581,685	50,821 565,170	39,612 457,497	36,748 437,066	24,688 325,664	18,394 307,782
Silver, ore of.....	{ C ..... ( U. S. )	7,021 135,008	936 63,373	15,008 42,450	1,451 61,652	103,235 119,252	132,177	297,957	146,820		
Zinc, ore of.....	{ C ..... ( U. S. )	17 237	120 1,979	51 794	913 9,090	12 438	335 1,502	526 2,222	851 1,422	201 1,931	319 3,232
Zinc, crude.....	{ C ..... ( U. S. )	4,258 13,207	2,164 13,933	4,307 19,570	2,007 17,725	4,253 62,007	2,752 10,845	3,406 6,962	4,047 15,073	7,027 11,443	8,780 13,172
Milk, condensed.....	{ C ..... ( U. S. )	39,389 79,829	28,826 57,470	27,632 58,510	37,306 77,567	83,016 146,706	23,755 59,326	305 335	1,111 1,919	1,663 3,066	26 53
Musical instruments.....	{ C ..... ( U. S. )	9,405 153,941	11,464 175,716	35,950 216,373	31,236 217,663	5,225 289,521	6,684 278,808	3,083 284,254	19,319 223,894	16,877 193,442	10,040 184,275
Oils:—	{ C ..... ( U. S. )	160 2,262	64 746	406 7,296	457 9,189	368 8,079	70 1,638				
Seed.....	{ C ..... ( U. S. )	9,376 151,556	15,673 242,346	23,050 368,573	13,262 290,197	17,238 370,531	12,360 310,069	11,416 255,824	12,820 264,868	17,692 320,499	12,292 261,857
Train and bladder.....	{ C ..... ( U. S. )	168 2,540	252 4,052	158 3,008	756 14,404	214 4,335	708 13,590	464 8,687	131 2,396	895 13,634	2,320 39,487
Seed cake.....	{ C ..... ( U. S. )	25,225 143,718	40,649 153,491	43,361 185,518	30,070 181,569	31,007 180,361	79,250 167,362	70,275 122,074	41,747 126,122	32,535 105,839	62,134 122,074
Paper of all sorts.....	{ C ..... ( U. S. )	11,831 453,184	14,735 515,234	81,853 405,905	136,583 422,813	115,997 517,070	107,628 407,455	99,314 359,897	135,217 365,090	240,583 333,942	237,487 478,540



7-8 EDWARD VII., A. 1908

## GREAT BRITAIN.

STATEMENT of the Quantities and Values of the Principal and other Articles of Merchandise Imported into Great Britain from Canada and the United States, respectively, during the Years ended December 31, 1897, to 1906, inclusive.—*Con. (From British Returns.)*

Abbreviations: C., Canada; U.S., United States.

ARTICLES.	QUANTITIES AND VALUES.									
	1897.	1898.	1899.	1900.	1901.	1902.	1903.	1904.	1905.	1906.
Paper-making materials: Pulp of wood { C..... { U.S.. {	25,873 95,601 7,148 54,167	46,685 171,388 17,279 68,189	38,422 130,948 10,525 62,922	54,507 246,435 12,006 55,393	70,110 312,356 11,384 91,491	83,771 254,370 4,764 37,051	72,973 408,206 1,201 32,394	63,261 144,215 1,201 10,992	83,219 206,113 3,089 27,886	88,256 242,481 2,745 26,094
Paraffine { C..... { U.S.. {	5,435 5,208 736,136 636,611	5,338 3,681 907,590 771,335	..... ..... 1,639,101 969,644	5,210 7,897 924,636 1,245,298	5,064 5,673 796,897 944,629	15,229 15,720 917,341 903,213	11,112 12,766 1,029,479 1,001,574	2,180 2,606 905,072 1,021,278	6,065 7,223 831,413 970,281	9,317 10,766 895,145 1,017,535
Poultry and Game, alive or dead { C..... { U.S.. {	8,398 26,077	12,699 38,868	27,719 49,666	18,916 155,500	10,353 265,878	12,158 212,019	13,200 252,067	11,102 220,414	31,537 152,489	13,433 243,768
Seeds:—	6,204	11,565	2,042	3,374	1,338	1,555	788	4,605	3,331	3,247
Clover and grass { C..... { U.S.. {	12,652 119,840 241,791	24,030 135,438 302,566	4,173 143,651 279,897	7,559 108,353 231,226	4,311 70,633 164,158	3,961 115,722 277,413	1,886 108,276 418,975	11,332 111,869 274,982	8,636 101,101 231,911	8,226 90,505 203,340
Flax or linseed { C..... { U.S.. {	26,695 10,820 104,738 159,761	90,258 156,732 37,232 65,138	85,617 170,605 90,531 183,979	9,678 23,107 65,006 161,796	14,537 59,467 53,808 149,258	22,161 49,483 113,931 265,631	3,339 6,041 30,183 59,439	..... ..... 960 1,320	13,844 26,837 9,445 18,011	203,775 412,347 86,105 179,334
Skins and furs { C..... { U.S.. {	261,570 573,797	285,499 499,860	356,801 510,429	352,426 786,987	360,602 618,535	433,645 716,589	358,181 901,187	304,461 665,326	501,987 971,196	523,614 1,122,990
Vegetables, raw { C..... { U.S.. {	10,430 92,910	18,987 108,462	11,185 100,026	2,698 62,865	..... 1,082	..... 568	..... 1,152	..... 992	..... .....	..... .....
Wood and timber:—	157,432 794,594 178,923 777,571	108,554 525,074 139,418 654,604	111,405 535,622 179,143 808,215	113,488 601,052 180,666 873,656	90,042 497,944 163,457 799,989	78,887 460,542 180,732 922,102	66,559 443,744 191,955 1,024,063	51,798 296,952 172,555 914,074	59,851 384,098 147,820 731,373	72,515 478,588 167,382 875,527

## SESSIONAL PAPER No. 10\*

Sawn and split.	{ C ( £ { Loads. { U.S., { £	1,972,016	1,626,664	1,754,872	1,688,033	1,517,234	1,639,668	1,508,172	1,280,602	1,100,369	1,425,112
		1,654,146	3,817,170	4,213,447	4,637,654	4,029,223	1,385,261	4,298,886	3,497,456	3,297,511	4,188,386
Staves.	{ C ( £ { Loads. { U.S., { £	639,390	528,129	537,955	729,370	614,415	593,478	700,257	580,701	490,432	513,081
		1,721,202	1,423,408	1,612,885	2,483,324	1,987,143	1,899,094	2,308,264	1,927,894	1,693,546	2,049,966
Staves.	{ C ( £ { Loads. { U.S., { £	3,082	6,286	6,161	4,543	4,758	1,821	1,898	4,553	2,159	1,946
		11,865	21,777	21,716	17,547	22,253	8,279	9,470	16,518	9,431	9,301
Furniture woods and hardwoods enumerated.	{ C ( £ { Loads. { U.S., { £	25,699	25,440	30,927	36,755	36,567	32,355	25,014	18,671	21,784	27,312
		140,571	147,081	177,645	207,176	221,638	217,848	166,160	124,926	113,167	192,088
Furniture woods and hardwoods enumerated.	{ C ( £ { Tons. { U.S., { £	7,597	5,776	9,200	7,718	4,558	5,112	6,472	8,437	9,388	9,432
		42,759	35,154	50,383	45,390	27,745	35,317	44,195	50,952	53,891	60,632
House frames, fittings and joiner's work.	{ C ( £ { Tons. { U.S., { £	97,343	79,418	81,666	96,839	122,905	99,799	108,446	86,512	90,826	93,565
		708,845	578,970	623,070	750,011	805,017	700,559	818,112	638,035	613,337	611,181
Parcel post.	{ C ( £ { No. { U.S., { £	42,769	55,180	61,591	28,239	30,151	40,993	61,092	51,186	54,425	38,673
		430,470	581,587	648,346	546,376	475,087	386,507	111,225	305,625	316,829	325,928
Total value of principal and other articles.	{ C ( £ { U.S., { £	19,432	25,916	20,086	25,431	30,554	37,402	41,079	55,325	64,312	82,969
		43,461	31,475	23,195	51,028	26,548	57,325	35,469	59,735	59,974	72,365
Total value of principal and other articles.	{ C ( £ { U.S., { £	19,217,918	20,403,610	20,205,740	21,761,021	19,851,585	22,964,337	26,669,835	22,621,164	25,635,898	30,318,291
		113,041,627	126,062,155	120,081,188	138,789,261	141,015,465	126,361,601	122,112,652	119,227,802	115,573,051	131,101,540

## GREAT BRITAIN.

STATEMENT of the Quantities and Values of the Principal and Other Articles of Merchandise (Produce and Manufacture of Great Britain), Exported from Great Britain to Canada and the United States, respectively, during the Years ended December 31, 1897 to 1906, inclusive. (*From British Returns.*)

Abbreviations: C., Canada; U. S., United States.

ARTICLES.		QUANTITIES AND VALUES.									
		1897.	1898.	1899.	1900.	1901.	1902.	1903.	1904.	1905.	1906.
Alkali.....	{ C ..... { Cwt.	178,600	191,700	223,400	247,800	175,414	263,294	278,013	292,956	271,471	330,653
	{ U. S. { £	44,005	50,028	44,735	63,642	71,713	71,713	77,052	81,173	78,791	97,583
Animals living:—	{ C ..... { Cwt.	1,925,400	855,500	681,100	742,900	403,902	401,978	337,769	301,122	234,230	161,536
	{ U. S. { £	439,706	169,226	137,823	160,159	103,712	103,425	93,612	99,782	75,622	62,106
Horses.....	{ C ..... { No.	32	121	158	158	139	215	370	545	707	1,625
	{ U. S. { £	2,496	5,115	12,072	16,608	11,537	23,136	34,065	41,878	54,716	97,208
Bulls, oxen, cows and calves....	{ C ..... { No.	65	115	185	439	574	853	762	504	878	971
	{ U. S. { £	7,949	13,503	18,520	39,226	70,383	94,403	87,444	50,696	58,222	91,184
Bulls, oxen, cows and calves....	{ C ..... { No.	9	140	253	572	402	574	237	77	72	161
	{ U. S. { £	306	3,209	6,600	17,169	16,462	24,048	7,901	2,629	2,021	6,044
Sheep and lambs.....	{ C ..... { No.	10,511	17,150	23,239	29,108	27,252	41,298	17,282	13,713	15,926	8,009
	{ U. S. { £	333	317	704	703	567	155	117	369	343	4,135
Apparel and haberdashery.....	{ C ..... { £	1,369	1,531	2,633	3,706	3,834	2,370	390	2,940	1,504	7,253
	{ U. S. { £	366,228	391,639	384,723	398,647	406,501	528,387	716,910	601,755	484,472	503,305
Arms, ammunition and military stores.	{ C ..... { £	88,934	77,006	84,874	101,077	96,870	162,428	157,612	85,950	76,151	90,833
	{ U. S. { £	138,784	52,954	41,271	53,900	108,769	80,322	87,151	126,090	146,255	236,040
Beer and ale.....	{ C ..... { Brls.	21,574	169,557	79,240	57,590	39,884	32,309	33,325	29,663	29,441	493,194
	{ U. S. { £	3,408	3,638	3,818	4,287	3,908	3,588	4,429	4,733	4,719	5,836
Bleaching materials.....	{ C ..... { Brls.	14,785	15,460	16,345	18,984	16,938	13,791	19,639	22,348	22,180	28,365
	{ U. S. { £	32,940	32,487	38,108	47,699	43,882	42,940	44,796	45,504	50,900	56,955
Bleaching materials.....	{ C ..... { Cwt.	159,796	146,193	173,319	210,462	204,423	206,324	211,373	221,159	240,842	265,664
	{ U. S. { £	28,100	27,300	29,000	18,100	24,400	14,900	46,586	26,261	38,314	45,325
Bleaching materials.....	{ C ..... { Cwt.	9,072	7,913	6,864	5,880	8,523	4,703	11,461	5,882	8,413	9,835
	{ U. S. { £	754,300	738,300	872,100	886,700	726,200	649,700	790,551	548,320	637,361	697,584
Bleaching materials.....	{ C ..... { Cwt.	236,886	194,371	199,639	245,425	243,917	199,928	138,711	105,620	135,613	138,665
	{ U. S. { £	194,371	199,639	245,425	243,917	243,917	199,928	138,711	105,620	135,613	138,665

\* Includes 'All other animals' except 'Horses.'

## SESSIONAL PAPER No. 10\*

Books, printed.....	(Cwt. £ (U. S. £	9,543 73,031 43,087 305,477	9,900 73,031 41,852 313,104	9,925 73,436 41,963 324,681	8,912 67,298 34,933 314,908	9,623 73,386 43,108 374,689	12,348 93,273 41,198 311,247	13,999 99,176 42,417 351,826	16,155 109,570 43,634 430,371	17,701 118,897 48,217 449,151
Caoutchouc, manufactures of (Carriages, viz :— Cycles and parts thereof.....	(Cwt. £ (U. S. £	18,651 62,090 16,542 24,308	27,786 45,002 2,844 5,723	24,810 51,553 1,512 5,473	25,104 59,867 1,400 1,787	28,997 44,796 439 1,370	35,443 61,000 1,369 1,675	43,260 57,391 1,127 1,248	44,266 55,765 ..... .....	45,051 45,788 ..... .....
Cement.....	(Tons. £ (U. S. £	11,883 21,164 25,595 65,720 107,177	13,535 37,769 26,715 87,895	30,406 58,580 34,171 68,395	17,657 31,659 8,102 17,329	8,642 15,288 16,801 31,811	29,194 50,277 21,255 38,085	16,561 29,249 5,073 12,210	28,392 47,966 11,535 22,680	48,336 73,731 113,888 166,632
Chemical products and preparations, unenumerated, including dye-stuffs and sulphate of copper.....	(Cwt. £ (U. S. £	79,317 618,183	121,146 512,901	127,118 600,847	123,259 478,556	120,081 483,113	132,599 530,728	162,414 429,300	151,618 410,812	214,653 467,332
Clay, unmd.....	(Tons. £ (U. S. £	6,596 8,539 95,004 121,888	9,142 12,509 92,390 123,621	8,898 11,561 129,642 170,065	6,774 8,281 138,909 188,206	11,076 13,639 155,720 213,377	11,265 13,514 159,589 215,271	14,516 19,633 160,453 215,271	12,535 15,917 191,078 239,022	14,572 17,714 222,922 277,981
Coal, cinders and fuel.....	(Tons. £ (U. S. £	116,359 43,156 153,699 88,117	70,849 31,849 109,731 69,541	16,469 24,424 141,554 98,456	108,708 59,993 131,816 112,011	144,548 105,621 880,407 595,818	191,626 100,408 1,179,293 681,640	111,491 61,297 139,683 98,869	84,436 51,733 160,460 109,990	93,060 57,930 76,421 52,451
Coal, products of, &c.....	(Cwt. £ (U. S. £	10,067 108,894	11,126 109,613	16,361 131,126	9,297 101,578	10,296 128,421	14,315 125,167	10,280 152,293	8,312 291,491	12,460 251,711
Cordage and twine.....	(Cwt. £ (U. S. £	2,385 7,009 1,942 3,025	2,419 8,872 2,493 3,223	2,715 8,681 669 2,504	8,696 22,814 1,291 3,616	9,594 25,007 6,326 10,089	13,970 33,069 1,912 4,574	14,483 34,907 3,165 5,432	16,041 39,812 919 2,997	27,389 66,801 3,065 5,324
Cotton yarn.....	(Lbs. £ (U. S. £	853,400 1,627,200 118,555	1,159,200 1,919,800 157,691	1,467,400 2,899,800 225,272	1,169,700 2,978,800 274,018	1,575,800 1,423,200 380,537	1,803,200 4,347,200 393,001	1,129,100 3,970,800 376,366	908,100 4,392,000 406,709	1,029,900 5,332,200 505,837
Cottons, entered by the yard.....	(Yds. £ (U. S. £	22,972,300 368,284 62,475,300 1,508,246	29,061,900 459,959 51,683,100 1,248,812	40,277,300 662,375 67,325,000 1,698,519	36,294,300 633,022 69,634,900 1,406,637	48,347,400 802,892 72,360,100 1,900,488	47,438,500 819,435 72,360,100 2,049,021	49,903,300 883,896 78,734,400 1,567,811	45,243,400 841,411 65,386,500 2,021,339	55,156,800 1,013,188 78,734,400 2,216,150
Cotton, entered at value.....	(Cwt. £ (U. S. £	358,886 1,004,683	365,989 813,155	425,093 1,203,512	178,477 1,234,198	507,012 1,354,432	646,009 1,315,550	625,152 1,132,905	648,318 1,182,828	721,702 1,565,229

## GREAT BRITAIN.

STATEMENT of the Quantities and Values of the Principal and Other Articles of Merchandise (Produce and Manufacture of Great Britain), Exported from Great Britain to Canada and the United States, respectively, during the Years ended December 31, 1897 to 1900, inclusive—*Con.* (*From British Returns.*)

Abbreviations: C., Canada; U.S., United States.

## QUANTITIES AND VALUES

## ARTICLES.

	1897.	1898.	1899.	1900.	1901.	1902.	1903.	1904.	1905.	1906.
Earthenware and chinaware, . . . . .	£ 143,249 650,599	£ 172,148 540,048	£ 138,249 656,017	£ 144,874 692,635	£ 152,610 512,364	£ 152,126 498,338	£ 214,588 583,864	£ 204,113 555,549	£ 189,088 508,053	£ 251,519 572,465
Fish of all sorts, . . . . .	£ 4,163 189,331	£ 5,294 227,701	£ 6,669 282,074	£ 2,947 169,137	£ 3,481 144,928	£ 5,174 202,062	£ 4,802 207,164	£ 6,315 333,387	£ 8,357 335,234	£ 11,179 335,732
Flax and hemp, dressed and undressed	{ Cwt. . . . . £ 17,166 35,286	{ Cwt. . . . . £ 20,878 91,635	{ Cwt. . . . . £ 26,062 105,284	{ Cwt. . . . . £ 2,015 103,015	{ Cwt. . . . . £ 8,514 111,935	{ Cwt. . . . . £ 5,537 153,585	{ Cwt. . . . . £ 36,621 98,869	{ Cwt. . . . . £ 21,825 98,869	{ Cwt. . . . . £ 25,435 83,781	{ Cwt. . . . . £ 25,435 92,307
Glass manufactures . . . . .	£ 56,459 100,348	£ 73,882 98,536	£ 97,737 106,582	£ 105,408 114,633	£ 100,586 131,745	£ 119,214 147,999	£ 129,293 141,184	£ 118,010 111,031	£ 150,178 156,985	£ 236,469 181,755
Hardware and cutlery, unenumerated	£ 61,503 154,463	£ 72,452 75,980	£ 75,476 122,107	£ 86,517 127,732	£ 73,854 121,834	£ 93,468 119,669	£ 118,693 133,337	£ 127,388 111,841	£ 129,643 111,525	£ 141,553 121,402
Hats of all sorts . . . . .	{ Doz. . . . . £ 126,533 116,630	{ Doz. . . . . £ 145,488 127,547	{ Doz. . . . . £ 130,787 126,554	{ Doz. . . . . £ 135,576 136,896	{ Doz. . . . . £ 155,836 156,980	{ Doz. . . . . £ 141,913 136,804	{ Doz. . . . . £ 169,719 119,434	{ Doz. . . . . £ 139,421 153,717	{ Doz. . . . . £ 142,480 171,822	{ Doz. . . . . £ 190,183 8,199
Hides, raw . . . . .	{ Cwt. . . . . £ 25,268 26,578	{ Cwt. . . . . £ 11,084 16,263	{ Cwt. . . . . £ 8,705 17,016	{ Cwt. . . . . £ 14,576 19,364	{ Cwt. . . . . £ 5,374 10,916	{ Cwt. . . . . £ 12,857 19,902	{ Cwt. . . . . £ 9,801 29,367	{ Cwt. . . . . £ 5,643 14,874	{ Cwt. . . . . £ 6,116 15,256	{ Cwt. . . . . £ 8,199 19,739
Implements and tools, . . . . .	£ 12,823 21,185	£ 13,837 19,949	£ 20,591 24,631	£ 22,482 22,724	£ 18,333 30,280	£ 23,311 32,235	£ 29,252 39,569	£ 21,692 37,073	£ 21,150 35,513	£ 31,183 46,957



## SESSIONAL PAPER No. 10\*

Date manufactures: Piece goods	{ C. ....	13,543,000	15,814,000	1,861,500	13,539,000	15,589,700	18,490,200	22,325,400	21,371,600	20,118,000	17,056,700
	{ U. S. ....	124,499	132,596	112,104	138,855	127,673	183,397	213,353	230,493	230,482	230,493
	{ U. S. ....	151,013,000	104,796,700	109,114,200	86,473,000	91,473,700	119,131,000	107,178,000	101,317,400	97,290,700	102,063,700
Leather, wrought and unwrought.....	{ C. ....	1,253,494	841,198	890,945	887,816	1,123,734	1,075,009	1,002,721	978,097	1,101,604	1,436,089
	{ U. S. ....	25,212	35,558	43,507	48,300	44,331	65,359	88,101	101,448	201,530	201,530
	{ U. S. ....	183,237	177,145	190,586	190,546	191,999	236,475	254,865	268,656	336,928	361,203
Linen, entered at value,.....	{ C. ....	7,076,600	8,733,700	9,808,500	9,454,300	9,265,500	10,401,300	9,627,800	10,991,000	11,118,400	12,394,400
	{ U. S. ....	118,618	146,807	171,276	186,539	176,735	194,147	195,677	222,413	234,375	278,188
	{ U. S. ....	103,081,300	87,001,800	91,075,600	81,896,400	88,829,000	97,749,700	84,851,000	83,369,200	103,069,800	110,987,700
Machinery and mill work.....	{ C. ....	1,925,861	1,634,288	1,874,363	1,901,976	2,029,973	2,282,135	2,193,884	2,166,672	2,384,831	2,873,779
	{ U. S. ....	81,007	88,135	87,277	98,148	86,786	103,983	115,476	106,069	113,210	126,402
	{ U. S. ....	613,400	529,814	599,981	639,860	608,424	647,394	652,991	672,379	692,193	846,023
Medicines, drugs and medicinal preparations.....	{ C. ....	61,378	105,849	180,980	199,163	130,471	134,943	371,001	158,864	182,035	216,194
	{ U. S. ....	281,668	358,815	462,938	802,836	565,277	690,139	671,435	549,703	762,652	766,336
	{ U. S. ....	31,066	34,980	41,940	52,957	46,631	54,990	61,050	60,093	60,093	75,818
Metals,	{ C. ....	38,547	46,464	45,679	32,292	47,007	48,169	51,393	38,800	42,011	54,317
	{ U. S. ....	62,940	47,914	119,111	78,798	136,271	266,817	289,568	154,843	197,482	236,212
	{ U. S. ....	541,660	459,127	454,438	803,988	1,067,428	1,857,406	1,987,885	1,155,787	1,313,333	1,837,679
Copper, wrought and unwrought.....	{ C. ....	119,928	106,118	133,685	131,084	150,943	673,730	425,561	146,288	262,879	410,131
	{ U. S. ....	1,469,193	1,279,791	1,637,171	1,740,148	1,948,115	3,772,928	2,818,868	1,713,751	2,308,075	3,418,624
	{ U. S. ....	7,068	7,913	9,405	4,756	9,100	8,460	9,880	5,220	3,300	1,220
Lead, pig, sheet, piping and other manufactures.....	{ C. ....	21,865	24,445	37,186	20,500	33,032	30,194	35,002	18,613	13,377	29,001
	{ U. S. ....	2,602	1,999	103,478	58,951	30,176	27,500	22,580	3,510	25,240	5,720
	{ U. S. ....	6,834	13,649	407,957	236,176	104,828	72,914	68,001	10,841	94,461	29,087
Tin, unwrought.....	{ C. ....	2,039	2,492	2,944	1,343	2,323	1,863	2,396	3,206	4,297	4,810
	{ U. S. ....	27,507	36,092	46,258	26,164	34,574	26,211	30,811	41,378	62,273	90,152
	{ U. S. ....	151	80	66	98	555	103	449	363	1,171	4,529
Unenumerated, and manufactures thereof.....	{ C. ....	2,237	1,178	1,136	1,733	7,453	1,134	5,308	4,500	16,911	91,377
	{ U. S. ....	6,064	1,589	4,090	5,999	4,376	6,680	4,960	6,040	10,060	10,060
	{ U. S. ....	19,460	16,601	25,422	40,862	27,033	40,151	31,461	38,096	59,279	90,113
Oil seed	{ C. ....	2,724	1,657	1,882	1,315	2,054	2,580	1,960	2,400	25,790	42,780
	{ U. S. ....	8,912	5,944	11,340	8,604	12,731	15,599	8,738	15,601	172,005	385,223
	{ U. S. ....	14,433	11,673	12,659	22,622	20,687	22,071	19,635	19,915	20,328	38,563
Oil seed	{ C. ....	60,712	59,527	80,704	83,588	77,619	69,719	77,275	56,331	127,656	137,071
	{ U. S. ....	2,291	3,229	3,839	3,439	3,255	2,328	1,662	4,807	8,165	2,221
	{ U. S. ....	37,798	51,816	74,575	90,312	87,907	67,857	37,937	81,967	136,971	15,480
Oil seed	{ C. ....	623	802	359	1,371	2,238	1,539	1,945	2,836	2,836	2,836
	{ U. S. ....	13,906	17,314	20,994	37,053	42,142	59,054	36,158	54,064	54,064	54,064
	{ U. S. ....	75,075	75,075	75,075	75,075	75,075	75,075	75,075	75,075	75,075	75,075

## GREAT BRITAIN.

STATEMENT of the Quantities and Values of the Principal and other Articles of Merchandise (Produce and Manufacture of Great Britain) Exported from Great Britain to Canada and the United States, respectively, during the Years ended December 31, 1897 to 1906, inclusive.—*Con. (From British Returns.)*

Abbreviations : C., Canada ; U.S., United States.

ARTICLES.	QUANTITIES AND VALUES.									
	1897.	1898.	1899.	1900.	1901.	1902.	1903.	1904.	1905.	1906.
Oil and floor cloth. . . . .	382,200 (Sqt. yds. { £ ..... { C ..... { U.S. { 2,254,200 103,212 £ ..... { U.S. {	637,300 39,682 498,200 41,762 54,959 103,118 £ ..... { U.S. {	938,600 50,281 879,700 90,691 72,222 108,125 £ ..... { U.S. {	1,500,000 67,166 1,251,100 102,980 61,287 120,325 £ ..... { U.S. {	1,188,200 69,808 1,493,300 118,388 62,621 111,542 £ ..... { U.S. {	1,297,700 77,045 3,252,700 191,572 62,455 113,593 £ ..... { U.S. {	1,798,700 107,848 3,258,200 231,337 60,813 119,175 £ ..... { U.S. {	1,987,900 110,489 2,658,800 191,115 64,501 92,280 £ ..... { U.S. {	2,433,200 127,586 3,863,200 254,469 71,931 106,821 £ ..... { U.S. {	3,569,200 198,684 5,375,100 374,626 133,025 119,585 £ ..... { U.S. {
Painters' colours and materials. . . . .	45,258 119,151 £ ..... { U.S. {	54,959 103,118 £ ..... { U.S. {	72,222 108,125 £ ..... { U.S. {	61,287 120,325 £ ..... { U.S. {	62,621 111,542 £ ..... { U.S. {	62,455 113,593 £ ..... { U.S. {	60,813 119,175 £ ..... { U.S. {	64,501 92,280 £ ..... { U.S. {	71,931 106,821 £ ..... { U.S. {	133,025 119,585 £ ..... { U.S. {
Paper of all sorts. . . . .	22,162 40,108 32,521 67,059 £ ..... { U.S. {	19,355 37,227 19,876 58,754 £ ..... { U.S. {	21,759 40,023 18,129 54,132 £ ..... { U.S. {	38,521 63,542 20,215 61,725 £ ..... { U.S. {	31,244 57,379 23,533 70,804 £ ..... { U.S. {	33,157 59,135 30,241 85,868 £ ..... { U.S. {	41,732 71,647 31,441 83,573 £ ..... { U.S. {	53,303 93,883 29,375 86,912 £ ..... { U.S. {	59,702 96,182 33,792 96,422 £ ..... { U.S. {	68,612 110,466 36,993 108,553 £ ..... { U.S. {
Pickles, vinegar, sauces, &c. . . . .	60,330 181,275 £ ..... { U.S. {	66,592 156,726 £ ..... { U.S. {	83,644 178,690 £ ..... { U.S. {	82,580 126,785 £ ..... { U.S. {	87,707 138,751 £ ..... { U.S. {	111,130 147,409 £ ..... { U.S. {	140,829 151,957 £ ..... { U.S. {	132,083 108,984 £ ..... { U.S. {	81,689 141,599 £ ..... { U.S. {	97,402 140,800 £ ..... { U.S. {
Rags and other material for making paper. . . . .	703 4,674 32,521 196,508 £ ..... { U.S. {	1,043 9,261 31,776 189,679 £ ..... { U.S. {	2,329 11,518 39,052 258,695 £ ..... { U.S. {	1,900 10,670 34,865 233,490 £ ..... { U.S. {	1,034 7,057 29,444 223,030 £ ..... { U.S. {	1,353 8,463 31,663 222,082 £ ..... { U.S. {	2,820 17,890 42,899 241,012 £ ..... { U.S. {	3,359 17,951 42,857 253,716 £ ..... { U.S. {	3,173 17,154 51,353 318,409 £ ..... { U.S. {	3,707 27,422 60,371 457,319 £ ..... { U.S. {
Salt. . . . .	73,397 45,109 92,678 94,465 £ ..... { U.S. {	65,541 43,978 79,213 81,146 £ ..... { U.S. {	62,374 36,621 75,453 85,501 £ ..... { U.S. {	77,433 61,930 81,357 95,394 £ ..... { U.S. {	63,733 51,005 74,501 100,159 £ ..... { U.S. {	70,936 57,380 58,742 86,742 £ ..... { U.S. {	76,011 63,967 60,475 55,269 £ ..... { U.S. {	67,413 60,475 42,701 58,128 £ ..... { U.S. {	71,718 59,412 51,353 318,409 £ ..... { U.S. {	70,091 56,365 48,557 457,319 £ ..... { U.S. {
Silk, thrown twist or yarn. . . . .	4,800 1,447 406,100 104,564 £ ..... { U.S. {	3,800 1,430 831,200 174,570 £ ..... { U.S. {	7,900 2,030 985,600 220,077 £ ..... { U.S. {	4,500 2,058 759,400 201,666 £ ..... { U.S. {	2,400 1,151 266,700 73,774 £ ..... { U.S. {	5,600 2,662 263,500 74,170 £ ..... { U.S. {	13,222 5,073 331,546 83,333 £ ..... { U.S. {	16,813 5,717 263,077 60,995 £ ..... { U.S. {	13,276 5,221 462,381 95,991 £ ..... { U.S. {	16,857 7,139 493,381 102,802 £ ..... { U.S. {
Silk manufactures. . . . .	44,201 160,500 £ ..... { U.S. {	67,891 168,041 £ ..... { U.S. {	108,821 197,516 £ ..... { U.S. {	111,388 222,724 £ ..... { U.S. {	107,723 203,699 £ ..... { U.S. {	119,988 201,756 £ ..... { U.S. {	112,472 198,139 £ ..... { U.S. {	179,746 203,827 £ ..... { U.S. {	206,287 109,089 £ ..... { U.S. {	238,216 127,265 £ ..... { U.S. {

## SESSIONAL PAPER No. 10\*

[illegible]

7-8 EDWARD VII., A. 1908

## GREAT BRITAIN.

STATEMENT of the Quantities and Values of the Principal and Other Articles of Merchandise (Foreign and Colonial Produce) Exported from Great Britain to Canada and the United States, respectively, during the Years ended December 31, 1897 to 1906, inclusive.  
(From *British Returns*.)

Abbreviations: C., Canada; U. S., United States.

ARTICLES.	QUANTITIES AND VALUES.									
	1897.	1898.	1899.	1900.	1901.	1902.	1903.	1904.	1905.	1906.
Art. works of (including pictures). . . . . { C. . . . . { U. S. . . . .	2,086 42,419	4,433 28,539	414 1,750	1,793 6,773	1,268 10,993	1,667 10,966	556 53,691	1,396 11,297	1,530 1,733	1,886 4,741
Birds. . . . . { C. . . . . { U. S. . . . .	29,079 5,733 366,769 53,321	34,935 6,082 381,047 53,677	47,761 7,550 664,871 112,652	34,264 6,622 574,968 119,351	35,450 8,421 348,796 83,391	50,454 8,621 685,379 131,666	118,806 11,629 828,377 133,973	41,052 8,232 632,330 136,284	63,399 14,186 574,790 112,214	74,536 13,609 708,018 142,419
Chautelaine. . . . . { C. . . . . { U. S. . . . .	239 3,433 95,325 929,871	103 1,167 123,334 1,418,776	493 6,617 134,911 1,513,053	276 3,335 134,987 1,126,256	118 1,287 111,692 791,853	311 1,250 96,731 838,720	2 45 108,964 1,199,478	152 2 101,661 1,301,593	64 699 119,715 1,481,549	1,315 24,295 126,969 1,956,185
Chemical manufacturers and products (unenumerated). . . . . { C. . . . . { U. S. . . . .	7,321 47,551	9,296 28,029	10,825 38,597	16,395 95,916	23,381 146,591	29,096 123,745	39,315 21,204	28,253 28,429	27,888 15,473	15,356 22,262
China and earthenware. . . . . { C. . . . . { U. S. . . . .	525 1,352 94,007 159,694	637 2,343 36,286 61,354	899 2,651 72,157 122,613	1,966 4,822 56,585 133,033	1,181 3,863 67,263 223,996	1,118 3,952 60,675 222,538	1,698 5,687 65,837 242,452	4,801 16,131 49,068 151,824	9,930 23,133 23,657 76,009	2,752 8,383 18,497 77,737
Cocoa. . . . . { C. . . . . { U. S. . . . .	68,113 2,609,190 77,741	61,866 2,020 1,010,863 35,279	107,344 3,650 2,428,025 78,818	108,050 4,536 2,022,472 73,907	46,859 1,686 2,187,691 76,030	62,324 2,038 2,481,791 73,467	102,214 3,706 2,233,263 78,880	154,151 5,181 1,499,216 43,455	87,423 2,850 1,930,854 57,560	197,649 5,946 2,104,632 61,499
Coffee. . . . . { C. . . . . { U. S. . . . .	3,082 12,757 13,461 50,654	2,699 10,568 31,201 109,386	3,177 10,945 38,012 117,807	2,299 8,233 18,673 57,212	2,283 7,713 44,625 130,879	2,122 6,801 15,975 47,831	7,389 19,615 57,337 59,498	7,583 22,256 57,337 126,879	7,686 21,975 21,519 54,706	7,245 20,674 13,351 35,648
Cotton, raw. . . . . { C. . . . . { U. S. . . . .	1,540 3,264 349,917 939,559	1,587 3,434 353,244 900,799	3,798 9,367 507,703 1,329,080	864 2,441 494,473 1,490,381	955 2,736 527,205 1,838,515	634 1,680 650,667 2,082,418	402 1,394 582,806 1,889,970	331 1,353 387,728 1,353,601	391 1,412 558,056 1,873,135	95 251 488,616 1,739,986



## SESSIONAL PAPER No. 10\*

Cotton manufactures	(C. ....)	(U. S. ....)	£	£	29,571	39,422	46,279	40,476	30,020	25,787	23,129	29,617
	(C. ....)	(U. S. ....)	£	£	107,867	70,865	73,139	87,185	76,809	57,182	13,834	38,822
Drugs	(C. ....)	(U. S. ....)	£	£	4,178	56,683	50,919	39,730	36,705	22,330	47,011	40,456
	(C. ....)	(U. S. ....)	£	£	256,361	362,864	331,834	243,516	195,069	178,929	174,727	184,656
Dyeing and tanning stuffs—	(C. ....)	(Cwt. ....)	£	£								
Indigo	(C. ....)	(Cwt. ....)	£	£	17,177	6,092	15,326	4,288	5,255	4,612	1,491	1,460
	(C. ....)	(U. S. ....)	£	£	217,587	104,634	234,409	71,532	77,336	61,451	19,131	21,021
Embroidery and needlework	(C. ....)	(U. S. ....)	£	£	34,440	49,430	58,697	63,169	43,318	24,650	21,253	18,808
	(C. ....)	(U. S. ....)	£	£	16,565	25,808	11,475	7,373	13,752	5,857	854	2,173
Feathers, ornamented	(C. ....)	(Lbs. ....)	£	£	5,635	2,707	1,158	5,438	9,952	10,097	15,788	10,166
	(C. ....)	(U. S. ....)	£	£	1,359	987	729	2,553	2,491	3,617	6,450	4,671
	(C. ....)	(U. S. ....)	£	£	104,342	106,183	117,292	130,161	168,796	142,853	122,828	133,151
	(C. ....)	(U. S. ....)	£	£	225,309	181,519	323,516	392,616	422,768	363,907	268,615	376,667
Fish, cured or salted	(C. ....)	(Cwt. ....)	£	£	2,737	2,311	2,654	2,685	2,426	2,705	5,934	5,088
	(C. ....)	(U. S. ....)	£	£	9,393	8,124	10,972	9,998	8,378	11,183	15,363	14,297
	(C. ....)	(U. S. ....)	£	£	63,826	64,429	60,835	57,526	61,912	57,935	70,918	60,359
	(C. ....)	(U. S. ....)	£	£	86,738	68,347	75,015	74,991	96,639	86,182	99,096	93,219
Flax, dressed, undressed and tow	(C. ....)	(Tons. ....)	£	£	2,489	2,197	3,131	4,977	3,799	2,639	1,724	2,636
	(C. ....)	(U. S. ....)	£	£	72,862	69,847	111,388	149,550	174,783	128,731	78,569	127,899
Flowers, artificial	(C. ....)	(U. S. ....)	£	£	4,515	2,781	1,277	4,932	3,489	5,724	4,312	9,821
	(C. ....)	(U. S. ....)	£	£	45,455	78,722	98,693	84,270	87,432	56,703	39,259	22,049
Fruits	(C. ....)	(Cwt. ....)	£	£	1,162	490	1,101	241	116	67	50	121
Currants	(C. ....)	(U. S. ....)	£	£	1,052	746	1,745	269	91	61	39	123
	(C. ....)	(U. S. ....)	£	£	216	8,076	8,548	151	459	42	.....	20,127
	(C. ....)	(U. S. ....)	£	£	280	16,131	10,146	157	409	60	.....	23,790
Figs	(C. ....)	(Cwt. ....)	£	£	1,461	1,886	287	307	456	312	326	516
	(C. ....)	(U. S. ....)	£	£	5,083	10,307	7,107	6,761	4,975	3,021	2,276	281
	(C. ....)	(U. S. ....)	£	£	22,804	15,002	9,900	9,519	9,412	4,499	3,266	5,627
Grapes, raw	(C. ....)	(Bush. ....)	£	£	9,800	45,148	45,699	46,624	46,263	48,197	411,909	442,847
	(C. ....)	(U. S. ....)	£	£	5,352	6,273	6,526	7,642	6,945	7,895	12,835	13,030
	(C. ....)	(U. S. ....)	£	£	37,552	437,386	465,561	4108,513	446,088	143,213	432,938	433,888
	(C. ....)	(U. S. ....)	£	£	16,494	38,455	68,197	105,073	44,155	38,562	29,010	30,559
	(C. ....)	(U. S. ....)	£	£	31,654	38,455	68,197	105,073	44,155	38,562	29,010	30,559

(Cwt.)



## GREAT BRITAIN.

STATEMENT of the Quantities and Values of the Principal and Other Articles of Merchandise (Foreign and Colonial Produce) Exported from Great Britain to Canada and the United States, respectively, during the Years ended December 31, 1897 to 1906, inclusive —  
(*Con. (From British Returns.)*)

Abbreviations: C., Canada; U. S., United States.

ARTICLES.		QUANTITIES AND VALUES.									
		1897.	1898.	1899.	1900.	1901.	1902.	1903.	1904.	1905.	1906.
<b>Fruits—Con.</b>											
Oranges and lemons . . . . .	(C. . . . .) (Bush	105,732	77,326	87,786	160,305	150,785	169,773	173,688	158,403	130,466	171,455
	(U. S. . . . .) (£	26,375	13,307	20,069	31,692	23,018	27,966	29,637	21,080	12,398	31,146
	(C. . . . .) (Bush	557,463	91,712	124,153	135,455	19,582	135,876	121,068	41,375	43,152	124,030
	(U. S. . . . .) (£	117,027	23,301	31,551	38,455	68,197	12,396	6,247	489	2,159	10,062
Raisins . . . . .	(C. . . . .) (Cwt.	2,221	1,437	830	2,588	726	1,101	398	831	3,813	2,750
	(U. S. . . . .) (£	2,410	1,599	1,281	3,991	760	1,773	797	3,147	3,897	3,897
	(C. . . . .) (Cwt.	1,353	363	369	5,016	2,638	2,131	406	1,622	2,419	1,328
	(U. S. . . . .) (£	2,354	463	585	6,328	3,835	4,227	918	1,568	2,696	1,911
Unmemerated, dried . . . . .	(C. . . . .) (Cwt.	6,049	3,817	7,925	2,889	4,771	6,435	5,111	2,174	7,003	4,554
	(U. S. . . . .) (£	4,567	2,314	5,422	1,764	2,281	3,291	2,817	1,041	3,777	2,291
	(C. . . . .) (Cwt.	105,184	74,402	123,805	133,340	58,835	84,025	52,034	51,151	80,190	50,955
	(U. S. . . . .) (£	70,537	17,391	79,115	89,601	32,479	46,963	26,626	24,380	40,883	29,414
Gums . . . . .	(C. . . . .) (Cwt.	465	816	391	538	637	372	638	228	489	899
	(U. S. . . . .) (£	1,931	2,840	1,430	1,739	2,147	1,812	3,137	2,304	1,931	2,577
	(C. . . . .) (Cwt.	75,540	71,364	80,925	95,365	78,692	96,776	111,231	73,708	113,554	82,724
	(U. S. . . . .) (£	285,153	284,289	283,292	325,531	285,635	315,812	523,210	365,550	494,175	355,170
Hemp, dressed and undressed . . . . .	(C. . . . .) (Tons.	4,145	3,553	1,197	2,427	3,523	3,186	5,008	3,612	5,823	3,213
	(U. S. . . . .) (£	77,683	87,456	123,300	90,576	106,313	138,279	173,142	129,627	299,064	122,776
	(C. . . . .) (Tons.	1,834	11,182	11,172	11,665	33,287	17,253	5,979	14,284	9,976	8,460
	(U. S. . . . .) (£	102,820	320,152	456,467	552,668	1,014,193	709,647	188,605	488,908	392,019	271,619
Hides, raw . . . . .	(C. . . . .) (Cwt.	6,691	11,340	9,365	6,611	10,838	14,747	12,361	17,243	21,988	19,705
	(U. S. . . . .) (£	20,263	31,283	25,949	19,663	35,050	45,176	34,348	56,166	73,465	73,537
	(C. . . . .) (Cwt.	213,222	375,949	274,343	284,248	375,072	126,949	66,350	68,153	147,573	199,601
	(U. S. . . . .) (£	468,721	885,449	594,987	651,464	458,732	363,986	192,824	180,877	371,767	543,110
Jute and infers. of . . . . .	(C. . . . .) (£	5,351	5,289	4,933	6,901	5,181	16,418	5,169	6,983	45,805	63,636
	(U. S. . . . .) (£	962,106	707,365	734,072	1,040,266	1,218,366	782,836	872,517	699,052	1,071,961	1,124,814

SESSIONAL PAPER No. 10\*

Lace.....	(C..... U.S.....)	23,306; 391,814	47,586; 381,213	25,620; 338,701	37,115; 525,766	40,289; 567,288	44,816; 793,985	58,291; 844,756	69,671; 774,864	48,061; 1,121,133	50,560; 1,716,817
Leather.....	(C..... U.S.....)	93,408; 6,180; 7,241,369; 322,258	48,944; 3,130; 9,174,082; 606,869	29,008; 2,815; 8,364,668; 604,225	8,288; 1,159; 7,299,712; 536,402	26,880; 3,100; 6,105,732; 160,393	26,656; 2,774; 4,578,192; 378,962	54,544; 4,325; 4,578,192; 378,962	33,040; 3,114; 5,289,872; 439,263	78,064; 6,490; 6,972,784; 745,668	321,104; 18,688; 6,972,784; 393,107
Leather, manufactures of.....	(C..... U.S.....)	7,269; 39,896	15,318; 46,182	12,101; 58,309	14,189; 57,006	11,469; 18,736	12,247; 34,000	10,710; 30,081	12,882; 21,733	8,867; 37,291	7,178; 13,625
Liquorice.....	(C..... U.S.....)	1,003; 1,533; 536; 1,215	128; 825; 987; 1,571	3,863; 6,546; 2,538; 6,799	4,813; 8,189; 1,977; 84	2,770; 4,377; 168; 320	711; 1,198; 108; 455	103; 339; 272; 562	182; 135; 541; 677	1,576; 2,957; 9,149; 13,761	1,764; 1,219; 67; 125
Metals:											
Copper, unwrought, part wrought, and old copper.....	(C..... U.S.....)	139; 7,626	1,787; 95,527	14,645; 1,127,922	12,005; 963,857	19,006; 1,396,519	10,850; 607,274	5,478; 314,354	4,664; 273,650	9,747; 637,321	3,152; 273,335
Iron bars, &c.....	(C..... U.S.....)	915; 6,782; 10,354; 102,398	322; 2,693; 14,393; 130,501	591; 5,492; 8,072; 83,832	178; 2,015; 6,219; 61,669	415; 3,904; 2,517; 26,828	1,061; 9,021; 1,578; 13,535	134; 1,215; 1,489; 11,241	631; 5,405; 345; 3,383	222; 1,770; 986; 7,936	517; 4,830; 1,025; 8,921
Iron and steel manufactures, manu- factured.....	(C..... U.S.....)	3,136; 2,761; 133,978; 87,318	3,111; 2,230; 58,687; 39,687	5,497; 5,262; 54,825; 40,854	16,069; 17,443; 85,169; 53,129	37,496; 13,560; 62,661; 47,035	31,300; 12,611; 31,180; 23,685	13,200; 5,575; 12,520; 16,064	2,680; 1,599; 12,040; 17,241	16,060; 5,143; 8,760; 14,908	20; 198; 8,900; 13,684
Tin in blocks, ingots, bars or slabs.....	(C..... U.S.....)	811; 2,526; 192,591; 590,488	1,476; 4,972; 265,743; 684,948	100; 420; 284,488; 1,391,722	1,100; 6,974; 293,681; 1,947,689	1,515; 9,297; 319,950; 1,840,351	1,740; 10,063; 360,560; 2,161,404	1,080; 6,765; 356,820; 2,244,883	960; 6,152; 436,040; 2,733,357	..... ..... ..... 3,076,718	860; 7,534; 514,580; 4,630,358
Oil, castor.....	(C..... U.S.....)	3,137; 4,536; 763; 1,070	3,239; 4,683; 113; 172	1,244; 1,762; 109; 192	1,787; 2,653; 56; 122	1,091; 1,700; 104; 203	1,107; 1,563; ..... .....	1,506; 1,720; 10; 21	890; 965; 18; 21	381; 482; 25; 29	278; 400; ..... .....
Oil, cocconut.....	(C..... U.S.....)	45,163; 53,691	25,334; 30,957	73,727; 91,146	106,995; 182,377	142,399; 176,800	135,965; 201,671	179,240; 217,469	155,322; 194,699	196,754; 256,536	100,685; 154,333
Painters' colours.....	(C..... U.S.....)	4,427; 5,552	7,142; 1,638	6,051; 4,288	3,278; 3,617	1,938; 3,629	2,572; 3,032	3,138; 5,678	1,547; 7,378	5,706; 2,796	722; 5,002

7-8 EDWARD VII., A. 1908

## GREAT BRITAIN.

STATEMENT of the Quantities and Values of the Principal and Other Articles of Merchandise (Foreign and Colonial Produce) Exported from Great Britain to Canada, and the United States, respectively, during the Years ended December 31, 1897 to 1906, inclusive—  
*Con. (From British Returns.)*

Abbreviations: C., Canada; U.S., United States.

Articles.	QUANTITIES AND VALUES.										
	1897.	1898.	1899.	1900.	1901.	1902.	1903.	1904.	1905.	1906.	
Rice, rice meal and flour . . . . .	{ C . . . . £ . . . . Cwt. . . . { U.S. . . . £ . . . .	{ 58,493 25,529 240,337 119,691	{ 68,087 27,984 217,618 100,898	{ 97,824 40,509 148,365 69,541	{ 142,640 56,425 100,988 45,043	{ 52,611 23,758 71,849 35,494	{ 13,215 8,144 38,455 20,511	{ 118,438 46,065 43,543 19,154	{ 106,136 42,006 72,116 40,890	{ 137,388 53,246 33,503 18,401	
Shells of all sorts . . . . .	{ C . . . . £ . . . .	{ 134,479	{ 141,887	{ 112,193	{ 189,147	{ 239,784	{ 253,446	{ 168,471	{ 178,311	{ 318,226	
Silk, manufactured. . . . .	{ C . . . . £ . . . . { U.S. . . . £ . . . .	{ 123,192 25,367	{ 220,837 37,250	{ 236,639 49,506	{ 228,807 51,827	{ 242,106 26,369	{ 259,436 33,006	{ 263,723 21,218	{ 214,106 41,971	{ 198,563 26,236	{ 203,298 19,529
Skins . . . . .	{ C . . . . £ . . . . No. . . . { U.S. . . . £ . . . .	{ 476,606 44,933 26,343,548 1,294,693	{ 792,325 92,144 26,114,563 1,336,972	{ 668,224 78,788 33,837,057 2,035,818	{ 881,573 109,666 33,401,533 1,865,575	{ 1,067,289 124,766 45,748,416 2,182,544	{ 1,200,129 144,666 39,609,652 2,038,270	{ 1,236,632 153,758 40,324,614 1,880,256	{ 1,315,457 194,943 38,849,121 1,867,821	{ 1,364,552 200,372 42,915,048 2,354,949	{ 750,023 115,124 53,148,657 2,768,672
Skins, manufactured. . . . .	{ C . . . . £ . . . . { U.S. . . . £ . . . .	{ 3,859 12,556	{ 6,860 31,207	{ 4,675 33,073	{ 6,946 23,515	{ 2,386 10,217	{ 2,867 7,173	{ 3,466 8,287	{ 9,291 11,170	{ 10,346 9,381	{ 7,575 17,171
Spices:—	{ C . . . . £ . . . . Lbs. . . . { U.S. . . . £ . . . .	{ 525,200 7,482	{ 610,800 12,135	{ 611,900 13,264	{ 558,290 16,056	{ 545,144 14,770	{ 597,200 16,913	{ 544,000 15,978	{ 436,800 12,069	{ 468,500 11,994	{ 480,500 10,946
Pepper. . . . .	{ C . . . . £ . . . . { U.S. . . . £ . . . .	{ 349,116 7,169	{ 362,568 8,916	{ 388,052 8,625	{ 401,514 10,365	{ 271,252 6,636	{ 313,760 7,333	{ 257,760 7,544	{ 369,187 9,621	{ 475,462 9,807	{ 382,624 9,602
All other sorts. . . . .	{ C . . . . £ . . . . Lbs. . . . { U.S. . . . £ . . . .	{ 12,200,769 169,922	{ 6,544,738 104,523	{ 8,246,758 125,817	{ 6,878,630 141,828	{ 4,908,383 96,258	{ 6,406,890 135,625	{ 4,673,515 84,026	{ 5,716,751 109,258	{ 6,435,104 99,547	{ 2,511,340 51,775
Spirits.—Not sweetened, of all sorts. . . . .	{ C . . . . £ . . . . Galls. . . . { U.S. . . . £ . . . .	{ 16,968 3,399 33,026 9,812	{ 38,522 5,928 20,654 6,524	{ 30,304 6,401 31,398 8,143	{ 28,080 6,739 28,065 9,390	{ 24,044 5,234 29,815 7,560	{ 20,543 4,137 23,887 8,584	{ 36,927 5,839 33,798 9,903	{ 36,755 5,910 35,656 10,374	{ 34,296 5,931 44,569 10,829	{ 55,314 8,795 32,861 9,557

## SESSIONAL PAPER No. 10\*

Straw plaiting for making hats or bonnets .....	{	Lbs.	16,776	10,014	29,815	41,474	31,063	22,215	21,263	26,107	41,115	51,583
			£	1,339	2,627	5,192	2,467	2,802	2,430	1,196	5,612	7,416
Sugar, refined and unrefined .....	{	Cwt.	676,200	662,572	916,957	788,607	181,530	383,109	581,912	425,912	530,112	530,112
			£	65,816	83,692	66,782	18,383	43,170	58,842	50,235	64,115	114,878
Tea .....	{	Cwt.	24,297	69,769	6,985	38,016	5,654	375	255	41	898	2,764
			£	13,024	35,396	4,159	22,141	3,292	213	32	615	1,677
Wine .....	{	Galls.	256,888	277,127	132,875	190,670	11,411	2,453	118	8,157	63	19
			£	133,182	117,772	79,113	112,994	6,029	1,271	81	4,819	55
Wool .....	{	Lbs.	3,888,140	4,298,441	4,153,162	3,543,198	3,642,259	4,966,470	3,765,293	3,061,589	3,548,195	4,615,040
			£	167,706	170,989	164,910	140,446	133,809	150,136	126,169	144,801	169,336
Wool, sheep or lamb's .....	{	Lbs.	4,526,337	3,189,377	2,543,331	2,076,256	4,259,095	5,463,141	4,719,877	5,463,936	4,973,964	5,394,847
			£	206,301	146,646	119,957	94,163	171,195	216,556	258,598	257,237	275,196
Woolen manufactures .....	{	Tons.	11,682	20,119	21,065	20,368	16,644	11,678	10,212	9,583	10,795	15,959
			£	6,853	12,370	13,945	12,763	10,112	7,009	6,118	7,686	9,214
Wood .....	{	Galls.	26,652	28,979	25,848	30,488	51,005	39,332	34,629	48,488	48,630	82,149
			£	24,981	26,592	27,012	32,133	51,834	47,813	48,373	60,797	114,621
Wood .....	{	Tons.	3,458	5,518	7,333	7,819	12,911	19,356	23,061	17,337	19,655	30,207
			£	56,479	89,038	108,321	117,017	154,249	219,989	244,660	211,348	318,473
Wool, sheep or lamb's .....	{	Lbs.	2,074,500	2,913,000	2,437,157	2,413,850	2,257,308	2,671,904	1,795,582	1,439,600	1,824,300	916,300
			£	63,027	99,307	84,352	96,821	67,400	65,087	61,300	54,619	39,827
Woolen manufactures .....	{	Lbs.	155,230,900	42,560,100	42,278,335	47,931,511	47,378,559	54,882,574	49,839,073	60,454,200	78,755,700	63,967,800
			£	5,314,373	1,331,823	1,175,148	1,510,018	1,378,557	1,366,255	1,560,673	3,323,273	2,876,680
Total value principal and other articles, Foreign and Colonial merchandise .....	{	£	57,746	113,379	112,637	119,399	121,764	147,893	138,497	116,135	117,143	132,652
			£	315,513	392,175	252,848	281,521	338,785	259,970	199,757	165,248	165,975
Recapitulation:—	{	£	910,081	1,336,820	1,333,791	1,443,532	1,465,054	1,650,621	1,631,567	1,624,121	1,857,835	1,788,427
			£	16,939,286	13,817,988	16,856,093	17,563,124	19,257,267	19,329,160	19,000,075	23,366,170	25,475,420
Totals, Produce and Manufacture of Great Britain .....	{	£	5,171,850	5,838,000	6,969,535	7,605,257	7,783,472	10,345,236	11,112,577	10,624,221	11,909,244	13,688,833
			£	20,994,631	14,716,489	18,119,380	19,780,831	18,393,883	23,769,913	22,605,131	29,197,579	23,915,918
Totals, Foreign and Colonial Merchandise .....	{	£	940,081	1,336,820	1,333,791	1,453,532	1,465,054	1,650,621	1,631,567	1,624,121	1,857,835	1,788,427
			£	16,939,286	13,817,988	16,856,092	17,563,121	19,257,267	19,329,160	19,000,075	23,366,170	25,475,420
Totals, British and Foreign Exports .....	{	£	6,111,931	7,174,820	8,323,326	9,058,789	9,250,526	11,995,857	12,741,114	12,248,342	13,767,079	15,477,260
			£	37,933,917	28,534,477	34,975,472	37,343,955	37,651,150	43,081,973	41,665,206	39,272,433	47,282,088

\* Included with 'Spices, all other sorts.'

GREAT BRITAIN.

STATEMENT of the Quantities and Values of the Principal and Other Articles of Merchandise (Foreign and Colonial Produce) Exported from Great Britain to Canada and the United States, respectively, during the Years ended December 31, 1897 to 1906, inclusive—*Con.* (*From British Returns.*)

Abbreviations : C., Canada ; U S., United States.

ARTICLES.	QUANTITIES AND VALUES.									
	1897.	1898.	1899.	1900.	1901.	1902.	1903.	1904.	1905.	1906.
Aggregate Trade:—										
Imports.....	£ 19,217,918	£ 20,403,610	20,205,740	21,764,021	19,854,585	22,464,537	26,669,855	22,621,164	25,695,898	30,318,291
(C.....										
(U.S....	£ 113,041,627	£ 126,062,155	120,081,188	138,789,261	141,015,465	126,961,601	122,112,652	119,227,802	115,573,051	131,101,540
Exports.....	£ 6,111,931	£ 7,174,820	8,323,326	9,058,789	9,250,526	11,995,877	12,744,144	12,248,342	13,707,079	15,477,260
(C.....										
(U.S....	£ 37,933,917	£ 28,534,477	34,975,472	37,343,955	37,051,150	43,081,073	41,605,206	39,272,433	47,282,088	53,240,325
Grand totals.....	£ 25,329,849	£ 27,578,430	28,529,066	30,822,810	29,105,111	34,460,414	39,413,999	34,869,506	39,402,977	45,795,551
(C.....										
(U.S....	£ 150,975,544	£ 154,896,632	155,056,660	176,133,216	178,066,615	170,042,671	163,717,858	158,500,235	162,865,139	184,341,865



SESSIONAL PAPER No. 10\*

## AUSTRALIAN COMMONWEALTH.

VALUE of the Total Imports and Exports from and to each Principal Country during the Years ended December 31, 1902 to 1906, inclusive. (Including Coin and Bullion.)

IMPORTS.					COUNTRIES.	EXPORTS.				
1902.	1903.	1904.	1905.	1906.		1902.	1903.	1904.	1905.	1906.
£	£	£	£	£		£	£	£	£	£
116,072,711	96,629,321	109,314,356	112,296,956	129,335,720	British Empire.	98,425,919	97,150,847	134,149,666	129,951,631	159,889,705
1,686,592	1,717,636	1,080,712	1,123,961	1,478,255	Great Britain.....	163,627	120,873	112,846	210,669 (a)	3,565,748
30,251	16,629	29,185	54,190	12,612	Canada.....	18,102,059	11,772,319	6,882,965	8,530,394	5,741,839
2,447,651	2,563,511	3,168,594	3,375,598	3,133,676	Cape Colony.....	12,636,400	19,339,156	34,732,131	18,948,056	17,756,739
433,420	739,334	280,004	211,242	278,281	Ceylon.....	996,608	1,167,615	1,134,382	1,202,009	1,501,804
1,559,207	1,506,501	1,846,023	1,348,251	1,120,847	Fiji.....	1,898,866	1,900,745	2,899,409	3,876,489	3,533,657
3,981,624	4,706,436	4,595,258	6,382,277	8,290,882	Hong Kong.....	6,245,032	27,262,931	16,266,214	14,284,124	17,133,065
1,306,220	343,070	241,912	281,731	319,901	India.....	312,323	126,440	293,752	230,178	304,468
1,533	3,165	5,072	70,283	39,104	Mauritius.....	10,617,298	4,129,254	3,319,110	4,307,614	3,299,809
334,442	348,429	396,492	263,160	311,822	Natal.....	229,882	217,269	237,397	216,713	236,248
13,373,371	11,202,054	9,036,139	11,336,441	15,361,580	New Guinea.....	6,794,835	8,509,040	7,272,752	7,764,124	11,639,933
565,443	564,619	826,282	1,081,743	1,231,220	New Zealand.....	577,547	523,931	728,336	926,102	2,314,648
392,619	514,651	713,983	713,983	1,169,995	Straits Settlements.....	138,272	317,599	341,212	430,280	349,784
					Other British Possessions.....					
142,245,084	120,869,601	131,334,650	138,499,819	162,116,925	Totals, British Empire.....	157,788,648	172,537,899	208,344,475	190,878,983	227,297,477
1,233,846	4,355,321	648	190	3,523	Foreign Countries.	75,497	106,619	125,516	178,816	255,359
129,942	111,553	24,494	55,154	42,963	Argentina Republic.....	7,241	3,676	4,001	6,630	53,781
1,715,738	1,660,871	3,134,066	2,686,322	4,126,817	Austria Hungary.....	6,984,927	8,807,498	10,781,642	15,633,963	23,380,771
52,258	29,487	50,846	70,517	175,701	Belgium.....	1,180,447	1,428,425	1,281,432	1,289,725	3,172,128
1,110,223	1,188,363	370,397	337,498	283,912	Chile.....	521,074	181,342	1,607,714	2,208,411	1,084,245
54,862	37,011	69,502	39,342	59,218	China.....	532,641	81,054	147,368	204,024	316,903
2,559,847	2,386,325	1,638,806	2,486,623	2,251,127	Egypt.....	12,669,368	15,633,760	18,576,713	28,046,133	27,024,868
12,927,652	11,478,291	12,925,162	12,801,615	15,366,908	France.....	12,367,647	15,265,238	18,206,346	18,422,427	18,133,073
355,631	265,147	160,600	196,058	283,668	Germany.....	1,703	54	54	973	5
					Greece.....	646,386	497,177	447,928	793,631	29,141
1,903	5,470	1,314	4,935	6,429	Hawaii.....	294,336	465,346	177,157	262,279	231,060
856,080	748,430	866,160	721,167	901,585	Italy.....	692,580	643,132	660,382	917,720	872,097
1,724,362	1,606,589	2,049,612	1,809,253	2,666,301	Japan.....	2,018,451	564,491	2,828,575	2,828,288	5,889,338
3,660,672	3,728,830	1,327,665	1,286,902	2,422,700	Java.....	836,887	508,732	637,329	828,491	1,022,491

## AUSTRALIAN COMMONWEALTH.

VALUE of the Total Imports and Exports from and to each Principal Country during the Years ended December 31, 1902 to 1906, inclusive. (*Including Coin and Bullion*)—Concluded.

IMPORTS.					EXPORTS.					
					COUNTRIES.					
1902.	1903.	1904.	1905.	1906.		1902.	1903.	1904.	1905.	1906.
£	£	£	£	£	<i>Foreign Countries—Concluded.</i>	£	£	£	£	£
317,749	395,120	375,750	643,991	737,971	Netherlands (Holland) ..	537,275	614,310	1,050,309	1,690,860	1,629,885
16,226	32,870	29,331	21,876	17,627	New Pommern ..	69,043	139,897	97,299	128,923	138,101
105,500	79,453	144,890	90,121	164,328	New Caledonia ..	732,356	650,103	692,560	660,684	594,921
1,885,317	1,053,853	1,686,753	1,262,506	1,495,439	Norway ..	102	49	34	..	151
170	..	..	13,043	..	Peru ..	138,334	186,155	474,937	1,165,903	1,248,966
300,005	367,939	240,662	373,774	437,221	Philippines ..	1,130,589	1,370,570	1,446,855	1,983,702	2,123,760
125,078	48,807	142,943	64,994	10,088	Russia ..	170	4,516	..	50,316	562,625
627,202	457,706	369,297	515,530	721,829	South Sea Islands, including New Hebrides ..	584,316	580,953	577,483	695,427	763,814
138,589	222,338	63,407	76,592	104,964	Spain ..	60,911	954	12,687	675,527	741,548
367,984	486,506	380,934	209,160	254,556	Sweden ..	4,818	3,897	4,702	8,341	73,511
589,121	579,698	48,122	111,086	131,814	Switzerland ..	764	2,716	2,460	1,961	20,435
161,003	100,784	35,019	18,406	42,062	Turkey ..	13,210,197	12,776,942	10,847,036	5,108,894	21,115,011
24,291,509	30,993,523	22,347,465	21,834,796	22,549,958	United States ..	615,385	1,129,274	798,197	1,423,938	1,613,887
365,735	725,697	349,612	326,476	377,708	Other Foreign Countries ..	..	..	..	..	..
..	..	..	..	..	Totals, Foreign Countries ..	55,931,442	61,890,232	71,436,676	85,747,387	112,092,970
55,711,205	63,146,222	48,833,447	48,120,939	55,566,670	Totals, British Empire ..	157,788,648	172,537,899	208,344,175	190,878,983	227,297,477
142,245,684	120,869,604	131,354,650	138,499,819	162,116,925	Grand totals ..	213,720,090	234,428,131	279,780,851	276,626,370	339,390,447
197,956,289	184,015,826	180,168,097	186,620,758	217,683,595						

<sup>a</sup> Includes £ 3,212,000 of coin and bullion.

<sup>b</sup> " 11,575,691 " "

SESSIONAL PAPER No. 10\*

## AUSTRALIAN COMMONWEALTH.

Total Quantities and Values of the Principal Articles of Merchandise Imported during the Years ended December 31 1902 to 1906, inclusive.

Articles.	1902.		1903.		1904.		1905.		1906.	
	Quantity.	Value.	Quantity.	Value.	Quantity.	Value.	Quantity.	Value.	Quantity.	Value.
Acids.....	2,833,973	333,443	2,578,348	246,216	2,242,147	230,712	2,241,404	288,806	2,407,331	300,824
Alc and beer.....		2,287,752		1,964,162		1,723,408		1,708,828		1,871,306
Alkalies (soda).....		390,526	210,895	416,138	225,414	438,083	270,799	523,630	324,390	633,475
Animals, living.....		701,545		138,044		329,789		419,436		578,680
Apparel and textiles.....										
Gloves.....		1,179,826		871,459		979,782		1,043,653		1,132,371
Piece goods.....										
Cotton and linen.....		7,866,124		10,004,915		13,220,689		13,644,897		16,106,808
Silk.....		3,698,337		2,642,649		3,348,115		3,577,251		3,429,359
Woolen.....		9,306,070		6,793,710		8,569,582		8,968,998		9,436,827
Socks and stockings.....		607,525		1,368,477		1,901,996		2,053,420		2,248,828
Other, N.E.S.....		22,806,946		15,306,358		17,299,418		17,111,834		19,455,441
Total apparel, &c.....		45,524,828		36,984,568		45,319,612		46,381,453		51,590,837
Arms, ammunition and explosives.....		3,397,955		3,411,590		3,625,934		3,363,017		3,855,617
Articles for the Commonwealth.....		919,206		700,357		363,347		1,249,736		1,172,468
Bags and sacks.....		2,038,233		2,714,476		2,476,977		4,181,298		5,480,460
Baking and dressing.....		191,696		290,409		296,365		274,343		310,790
Blankets and blanketing.....		557,248		345,279		280,904		281,775		260,396
Books and periodicals.....		2,122,674		1,979,241		2,211,340		2,167,658		2,293,076
Boots and shoes.....		1,826,392		1,439,798		1,324,201		1,296,333		1,407,006
Minor articles for.....		333,333		226,871		217,797		246,900		259,763
Brushware.....		563,808		527,235		606,226		649,783		709,306
Candles.....		297,033		323,638		346,278		268,347		180,052
Canvas.....		1,111,045		685,036		926,401		953,924		1,190,688
Carpets and carpeting.....		725,639		476,397		657,453		602,104		603,865
Cement.....		619,025		484,141		277,380		315,510		349,256
China ware, earthenware, &c.....		1,322,051		915,098		1,120,813		1,085,991		1,236,425
Clocks and watches.....		865,100		654,875		767,240		680,632		782,778

7-8 EDWARD VII., A. 1908

## AUSTRALIAN COMMONWEALTH.

TOTAL QUANTITIES AND VALUES of the Principal Articles\* of Merchandise Imported, &amp;c.—Continued.

ARTICLES.	1902.		1903.		1904.		1905.		1906.	
	Quantity.	Value.	Quantity.	Value.	Quantity.	Value.	Quantity.	Value.	Quantity.	Value.
Cocoa and chocolate, . . . . . Lbs.	2,714,469	765,819	2,763,688	763,473	2,923,265	849,545	3,506,127	998,284	4,053,870	1,466,428
Coffee, including chicory . . . . . "	1,197,077	199,168	1,732,592	274,679	1,694,613	283,196	2,084,357	348,190	2,037,464	314,571
Confectionery, . . . . . "	2,711,423	451,811	2,964,244	491,523	3,192,923	557,116	3,019,189	536,822	3,792,721	659,093
Cordage and twines										
Metal . . . . . Cwt.	39,901	366,041	38,060	336,018	34,667	293,378	36,532	304,745	46,782	429,687
Other, N. E. S. . . . . "		745,841		751,831		946,138		655,102		699,135
Cork and infs. of . . . . . "		253,446		302,838		213,297		281,060		327,560
Cutlery . . . . . "		640,059		473,174		615,945		618,052		682,652
Drugs, dyes, chemicals and medicines . . . . . "		4,377,187		4,052,298		4,190,031		4,570,058		4,946,339
Electrical materials . . . . . "		1,105,040		1,211,873		921,971		1,001,200		1,258,126
Floury goods . . . . . "		1,695,493		1,163,143		1,288,158		1,207,308		1,361,523
Fibre—Flax, hemp, &c. . . . . Cwt.		551,453	95,790	623,572	96,970	748,562	91,193	678,914	161,770	874,447
Fish Preserved in this . . . . . Lbs.	14,842,899	1,428,187	15,625,727	1,476,921	13,635,233	1,332,082	15,366,912	1,539,176	17,159,249	1,656,540
Other, N. E. S. . . . . "		69,047		151,757		127,097		139,084		149,120
Floor cloths, . . . . . "		1,026,837		986,093		1,524,970		1,409,377		1,556,817
Fruits and vegetables										
Dried fruits . . . . . Lbs.	15,312,229	807,507	13,479,256	518,063	14,267,310	521,303	17,285,240	653,000	15,659,620	670,296
Fresh . . . . . "		281,021		230,208		151,533		198,916		402,254
Other, N. E. S. . . . . "		178,096		142,545		123,418		137,006		173,545
Furniture . . . . . "		1,464,886		814,514		1,009,074		1,065,815		1,189,194
Glass and glassware . . . . . "		1,468,302		1,224,317		1,361,455		1,298,130		1,499,107
Gold—Ore and concentrates. Cwt.		2,375,838		66,916		68,318		103,729		93,128
Grain and pulse—										
Barley . . . . . Bush.	686,478	600,044	731,494	666,718	246,908	189,858	124,850	95,736	210,586	167,744
Maize . . . . . "	1,910,587	1,556,647	1,346,702	995,156	35,096	14,688	9,785	9,354	24,727	15,783
Oats . . . . . "	1,037,596	768,840	2,006,365	1,116,389	185,652	77,482	392,400	221,239	215,330	133,566
Wheat . . . . . "	176,133	172,762	9,114,490	9,292,818	618	77,857	258	175	745	745
Other, unprepared . . . . . "		113,840		139,478		37,979		46,087		86,948
Flour . . . . . Tons.	11,073	505,301	69,869	3,151,093	1,164	56,516	1,111	53,431	876	43,041
Malt . . . . . Bush.	293,637	144,862	175,212	265,389	189,500	280,179	170,712	259,135	172,433	271,111



## SESSIONAL PAPER No. 10\*

Rice.....	Cwt.	405,368	1,068,652	423,604	1,184,639	508,462	1,251,210	463,650	1,113,280	490,669	1,200,868
Other, prepared.....			397,237		500,950		232,787		186,690		137,328
Hats and caps.....			2,075,806		1,811,047		2,082,329		2,210,557		2,453,739
Hops.....	Lbs.	1,140,388	238,190	975,658	277,492	943,830	266,499	1,279,362	305,446	1,412,569	296,365
Implement and machinery— Agricultural.....			1,940,233		2,214,951		2,814,690		1,759,003		1,374,950
India rubber and infs. of.....			918,194		1,116,541		1,164,360		1,391,224		1,732,263
Instruments—Musical.....			1,289,448		1,114,443		1,408,481		1,305,896		1,643,259
Scientific, &c.....			613,458		692,791		696,780		886,614		1,244,178
Iron and steel— Bar, rod, grinders, plate, and sheet, &c.....	Cwt.		3,620,835	1,211,437	2,352,780	1,394,783	2,693,565	1,482,331	2,847,102	1,878,894	3,916,932
Galvanized, plate and sheet.....	"	4,104,701	4,613,887	886,570	3,827,210	1,027,859	4,316,652	1,112,467	4,392,128	1,245,211	5,293,313
Pig and scrap.....	"	766,725	637,696	980,998	779,323	883,397	606,911	940,757	693,363	1,290,236	984,507
Jams and jellies.....	Lbs.	837,746	61,273	379,300	36,061	381,159	35,580	317,182	34,115	379,129	40,281
Jewellery and precious stones.....			1,709,611		1,975,161		2,174,791		2,059,530		2,512,660
Lamps and lampware.....			419,419		393,840		392,998		414,270		492,940
Leather.....			1,596,300		1,399,215		2,025,482		1,759,631		2,507,058
Machines and machinery in- cluding machine tools.....			7,692,550		9,395,066		8,494,649		8,447,817		9,822,354
Manures.....	Cwt.	1,338,770	1,048,751	1,588,803	1,200,831	1,710,028	1,396,830	2,179,545	1,575,565	2,684,512	1,898,010
Matches and vestas.....			647,719		549,358		616,349		780,924		635,124
Metals, infs. of— Pipes and tubes.....			979,149		1,161,712		1,100,046		1,258,900		1,717,062
Wire.....			2,461,013		2,321,975		2,351,945		3,851,753		3,636,638
Other, N. E. S.....			6,993,195		5,176,317		5,151,305		5,337,215		5,915,253
Milk, preserved.....	Lbs.	13,331,341	1,173,835	13,664,776	1,161,342	11,196,926	959,969	10,943,788	956,158	10,072,265	921,338
Oils.....	Galls.	10,399,431	1,302,768	15,009,609	1,485,631	11,791,319	2,092,506	16,416,734	2,138,607	15,473,570	1,957,208
Linseed.....	"	936,651	683,684	875,497	506,600	1,112,912	526,316	883,173	390,477	1,032,118	512,504
Other.....			1,422,482		1,526,094		1,435,360		1,391,205		1,675,136
Oilmen's stores.....			683,338		638,570		617,084		652,179		631,228
Opium.....	Lbs.	59,782	384,904	44,178	297,095	35,236	251,388	48,769	352,833	2,319	12,011
Paints and colours.....			1,259,454		1,063,288		1,265,211		1,127,763		1,125,565
Paper—Printing.....			1,779,579		1,917,332		2,267,331		2,312,786		2,129,522
Other.....			1,917,029		2,016,936		2,384,151		2,407,248		2,709,911
Paper hanging.....			257,923		164,737		258,240		295,422		218,718
Photographic goods.....			311,933		161,992		160,113		150,593		174,888
Pickles, sauces, &c.....			363,594		356,365		384,340		462,391		480,827
Pipes, smoking.....			137,377		325,030		372,504		376,032		429,563
Plated ware.....			804,704		527,138		702,163		748,299		832,254
Potatoes.....	Cwt.	232,164	292,406	47,331	37,736	52,032	39,838	8,554	13,181	5,904	10,731
Provisions—Butter.....	Lbs.	6,301,779	1,738,588	1,887,118	431,936	43,873	7,961	592,201	124,143	70,143	13,247
Clarise.....	"	2,318,110	290,413	1,141,300	160,946	373,612	60,099	384,718	60,804	304,951	56,127
Eggs.....	Doz.	136,163	19,841	161,099	18,240	249,379	21,293	84,517	9,456	83,925	10,629
Lard.....	Lbs.	461,046	55,767	698,793	86,155	80,652	8,448	45,702	1,497	61,361	6,297
Meats.....	"	5,567,298	855,540	6,540,219	1,033,602	3,011,521	47,2718	1,246,270	324,178		346,365



7-8 EDWARD VII., A. 1908

## AUSTRALIAN COMMONWEALTH.

TOTAL QUANTITIES AND VALUES OF THE PRINCIPAL ARTICLES OF MERCHANDISE IMPORTED, &c.—*Concluded.*

ARTICLES.	1902.			1903.			1904.			1905.			1906.		
	Quantity.	Value.		Quantity.	Value.		Quantity.	Value.		Quantity.	Value.		Quantity.	Value.	
		£			£			£			£			£	
Railway materials.		6,149,981			2,406,995			895,641			1,002,976			1,656,783	
Rugs and rugging.		142,258			141,610			198,710			239,965			268,844	
Salt.	Cwt.	204,799		312,681	94,656		355,599	107,455		492,727	138,169		326,042	88,262	
Seeds.		294,429			440,935			441,816			498,264			578,067	
Skins—Hides.	No.	305,914		72,891	396,950		62,401	349,037		99,065	528,700		149,562	867,537	
Soap.	Lbs.	1,231,805		945,104	290,269		1,880,677	391,674		2,152,157	380,418		2,638,603	386,812	
Spices and wines.		1,923,214		1,771,764	259,982		2,172,381	298,268		2,401,065	287,196		2,451,940	325,921	
Spirits and wines—															
Brandy.	Galls.	341,777		253,032	648,546		268,306	631,036		258,501	642,630		282,858	688,668	
Gin.	"	531,527		368,138	394,624		440,739	529,007		471,371	586,818		459,400	573,060	
Whiskey.	"	1,876,535		1,417,517	2,161,399		1,406,599	2,057,515		1,614,491	2,499,097		1,823,632	2,384,467	
Other spirits.	"	375,118		238,205	588,511		242,757	607,189		279,702	624,797		368,413	708,192	
Wine.	"	621,809		122,433	525,030		109,720	471,434		113,291	486,589		115,304	516,514	
Stationery.		1,187,360			1,036,611			1,140,119			1,137,189			1,533,735	
Stone.		392,434			344,039			382,651			293,315			206,716	
Sugar, molasses, &c.															
Sugar, produce of cane.	Cwt.	1,862,063		1,830,595	5,131,111		760,702	2,020,250		498,670	1,343,965		839,519	2,140,924	
Other, N.E.S.	"	48,135		64,179	155,947		51,190	116,771		51,579	122,164		57,350	166,595	
Tea.	Lbs.	3,425,432		24,716,426	3,391,488		28,688,974	4,231,313		28,353,903	4,078,417		29,478,614	4,289,090	
Timber—Dressed.	Sup. ft.	1,926,431		24,763,771	841,154		38,151,816	1,923,065		38,151,816	1,288,903		48,269,222	1,515,275	
Undressed.		3,429,788		152,087,073	3,564,940		194,208,236	1,265,531		163,976,501	3,651,392		201,568,404	4,639,744	
Doors.	No.	143,713		31,341	67,704		29,876	60,415		8,799	15,559		3,343	6,682	
Other.		199,587			207,792			322,811			262,551			308,318	
Tin plates (plain).	Boxes.	1,355,897		216,870	784,321		256,978	856,294		288,596	1,046,387		323,532	1,257,951	
Tobacco and mfrs. of—															
Cigars.	Lbs.	103,804		305,705	518,898		251,189	471,950		280,614	529,153		346,937	648,284	
Cigarettes.	"	177,585		131,816	263,563		168,993	263,253		202,778	313,335		160,811	270,338	
Manufactured, other in-															
cluding snuff.	"	3,002,841		2,515,243	921,946		2,182,002	758,859		2,054,589	773,352		1,932,978	715,147	
Unmanufactured.	"	5,544,680		5,156,793	1,133,368		6,629,793	1,144,577		5,371,534	988,473		7,538,329	1,387,516	
Tools of trade.		1,387,000			1,237,165			1,327,305			1,351,117			1,660,979	
Varnishes.	Galls.	274,149		120,246	232,208		156,048	292,988		147,628	278,514		155,815	301,865	
Vehicles.		1,517,241			1,970,416			2,219,857			1,933,431			2,235,375	

SESSIONAL PAPER No. 10\*

Wicker wood, &c., manufactures	718,318	508,119	586,954	645,242	608,114
All other articles	7,562,984	6,719,983	6,998,608	8,591,533	11,513,219
Totals (indse)	193,150,796	177,884,172	174,309,370	179,075,989	276,339,800
Coin and bullion	4,865,433	6,131,654	5,838,727	7,544,769	11,343,795
Total imports	197,956,289	184,015,826	180,168,097	186,620,758	217,683,595

7-8 EDWARD VII., A. 1908

## AUSTRALIAN COMMONWEALTH.

TOTAL QUANTITIES and Values of the Principal Articles of Merchandise Exported (Home Produce) during the Years ended December 31, 1902 to 1906, inclusive.

Articles.	1902.		1903.		1904.		1905.		1906.	
	Quantity.	Value.	Quantity.	Value.	Quantity.	Value.	Quantity.	Value.	Quantity.	Value.
		£		£		£		£		£
Animals, living—										
Horses.....	10,403	1,180,974		784,234	13,097	1,089,111	20,797	1,750,905	10,764	1,240,274
Other N.E.S.....		183,964		185,483		165,130		78,080		249,935
Apparel and textiles.....		49,679		73,375		79,618		78,080		104,711
Bark for tanning.....	127,193	265,754	142,544	296,828	251,986	157,111	510,278	923,292	431,896	790,005
Biscuits.....	3,297,710	403,417	2,402,705	132,453	2,458,731	152,900	2,745,146	178,378	3,423,001	229,684
Bones, hoofs and horns.....	37,284	149,378	32,328	116,201	24,251	127,628	31,068	143,133		157,875
Books and periodicals.....		72,279		84,980		86,802		95,907		104,137
Coal.....	1,661,045	4,416,490	2,020,686	5,128,994	1,611,332	3,827,585	2,025,778	4,193,568	2,061,804	4,350,810
Copper, bars, strips, &c., ingots and copper matte.....	164,709	6,060,494	616,780	7,800,775	541,309	7,545,771	633,890	10,139,816	747,135	14,641,698
Copper ore.....	165,155	556,990	61,569	374,188	90,998	489,426	17,380	95,274	33,476	166,386
Drugs and chemicals.....		177,059		238,686		215,832		276,217		373,448
Food.....	233,190	357,134	272,162	455,242	842,181	693,363	380,696	304,672	212,725	145,377
Fruits and vegetables—										
Fruits, dried.....	387,362	28,728	578,758	37,006	1,409,873	72,410	228,853	19,749	60,961	6,166
" fresh.....		683,265		1,041,292		1,273,665		997,107		831,635
" pulped.....	715,928	25,978	3,816,191	181,235	5,964,082	360,887	279,171	13,587	561,764	29,044
Other N.E.S.....		51,314		90,355		54,668		119,282		80,455
Grain and pulse—										
Oats.....	1,410,593	871,001	170,273	101,238	1,710,912	561,631	877,910	403,495	150,858	88,296
Wheat.....	8,999,282	6,827,363	1,172,838	882,594	33,071,653	25,504,291	24,648,182	20,314,089	30,262,335	23,913,817
Other, unprepared.....		12,493		63,977		307,910		177,240		58,877
Flour.....	33,021	1,297,818	6,697	297,834	103,145	3,838,157	154,219	5,649,290	166,875	5,921,789
Other, unprepared.....		119,550		44,691		109,535		229,139		17,434
Hair.....	476,639	98,360	499,300	93,371	345,820	89,664	458,236	129,322	411,898	161,048
Hay and chaff.....	1,251,484	1,228,855	169,737	208,709	193,663	137,089	139,270	104,215	63,599	47,810
Implements and machinery—										
Agricultural.....		19,622		249,431		112,434		173,165		240,043
Jellies and jams.....	5,057,743	372,007	2,015,304	190,336	1,478,114	102,175	1,759,422	122,206	1,574,763	116,172
Jewellery and precious stones.....		335,990		371,471		370,292		752,269		708,450

## SESSIONAL PAPER No. 10\*

[illegible]

7-8 EDWARD VII., A. 1908

## AUSTRALIAN COMMONWEALTH

TOTAL QUANTITIES AND VALUES OF THE PRINCIPAL ARTICLES OF MERCHANDISE EXPORTED (Home Produce) during the Years ended December 31, 1902 to 1906, inclusive. — *Concluded.*

Articles	1902.			1903.			1904.			1905.			1906.		
	Quantity.	Value.	%	Quantity.	Value.	%	Quantity.	Value.	%	Quantity.	Value.	%	Quantity.	Value.	%
Coin and bullion—															
Bullion—Gold .....	1,175,477	20,730,646		1,746,383	29,635,957		1,607,052	27,977,476		1,423,609	25,597,056			24,117,252	
Silver .....	6,098,961	3,562,439		6,517,484	3,460,107		7,329,302	4,125,604		6,691,620	3,976,747			3,784,700	
Coin .....		41,960,687			53,641,977			49,291,585			20,711,088			47,944,249	
Total exports, home produce .....		260,841,401			221,817,483			268,170,211			263,421,756			322,659,387	
" " foreign .....		12,878,689			12,610,648			11,610,640			13,201,614			16,731,060	
Total exports.....		213,720,090			234,428,131			274,780,851			276,626,370			339,390,447	
<i>Reimportation.</i>															
Foreign produce—															
Merchandise .....		5,798,166			6,438,759			5,638,904			6,081,671			6,388,921	
Coin and bullion .....		7,080,525			6,271,889			5,971,736			7,119,943			10,342,139	
Total.....		12,878,689			12,610,648			11,610,640			13,201,614			16,731,060	



SESSIONAL PAPER No. 10\*

## BARBADOS.

Value of the Total Imports and Exports from and to each Principal Country during the Years ended December 31, 1902 to 1906, inclusive. (*Including Coin and Bullion.*)

IMPORTS.					EXPORTS.				
1902.	1903.	1901.	1905.	1906.	1902.	1903.	1904.	1905.	1906.
%	%	%	%	%	%	%	%	%	%
COUNTRIES.									
<i>British Empire.</i>									
1,826,375	1,762,650	2,335,119	2,167,880	2,316,298	Great Britain	129,803	149,042	878,210	1,061,519
129,336	137,394	137,170	123,170	174,124	British Guiana	183,502	165,160	76,436	54,886
77,370		145,255	151,538	163,257	" India				
					" North America:				
395,110	380,461	335,313	382,463	421,808	Canada	659,230	980,190	1,005,521	1,191,737
		33,337	21,357	25,457	Newfoundland			338,111	223,356
231,214	210,290	281,513	396,081	412,655	British West Indies	319,161	376,578	697,071	669,619
3,637	2,386	4,117	7,257	12,129	Other British Possessions	1,160	2,250	12,971	13,201
2,663,092	2,493,991	3,291,823	3,252,669	3,555,728	Totals, British Empire	1,343,356	2,409,798	3,008,350	3,217,411
<i>Foreign Countries.</i>									
1,616	3,976	2,098	7,569	31,067	Argentina Republic				
47,095	45,126	66,600	70,030	6,039	Dutch Guiana	2,609	3,270	540	4,540
13,411	16,693	34,669	21,338	73,078	Foreign West Indies	25,179	12,536	38,042	29,366
13,800	7,153	13,106	4,283	60,089	France	36,888	27,375	1,664	
1,380,552	1,418,434	1,717,903	1,638,636	15,588	French Guiana	75,405	312,517	168,522	171,503
97,382	12,868	77,785	78,706	1,967,758	United States	1,239,389	1,306,285	1,292,280	827,898
				90,316	Other Foreign Countries		28,331	45,035	238,616
1,533,946	1,501,550	1,912,161	1,821,132	2,246,935	Totals, Foreign Countries	1,539,973	1,780,311	1,546,091	1,323,023
2,663,092	2,993,591	3,291,823	3,252,669	3,555,728	Totals, British Empire	1,343,356	2,409,798	3,008,350	3,217,411
4,247,038	3,998,541	5,293,984	5,073,801	5,802,663	Grand totals	2,883,329	4,190,112	4,554,441	4,540,434

## BARBADOS.

TOTAL Quantities and Values of the Principal Articles of Merchandise Imported during the Years ended December 31, 1902, to 1906, inclusive.

ARTICLES.	1902.		1903.		1904.		1905.		1906.	
	Quantity.	Value.	Quantity.	Value.	Quantity.	Value.	Quantity.	Value.	Quantity.	Value.
Bread and biscuits .....	3,111,290	98,419	2,343,901	74,111	1,634,504	51,703	2,355,842	70,727	1,846,184	58,100
Butter and its compounds .....	598,162	93,284	403,905	70,474	590,186	105,821	488,888	91,119	512,231	93,187
Coal and coke .....	20,099	132,047	19,238	140,443	27,780	169,053	24,852	139,088	53,182	278,232
Corn and grain .....	9,804,754	148,015	8,744,937	133,016	11,370,445	170,158	12,281,346	182,683	12,538,540	190,340
Commeal, Indian .....	31,742	81,162	23,129	88,603	36,918	112,293	43,766	133,122	38,441	116,932
Flour, wheat or rye .....	53,383	240,311	52,064	230,675	67,347	294,983	72,147	333,561	79,552	397,794
Fish, dried .....	52,373	242,136	37,098	171,521	31,160	144,068	34,930	161,495	41,868	193,572
Hardware and metals .....		148,467		118,352		150,862		151,698		157,324
Linen, cottons, silks and woollens .....		646,702		687,723		872,933		820,715		1,013,074
Lumber .....	7,663,255	149,178	4,823,322	93,893	6,497,752	126,489	4,838,127	100,530	7,027,691	202,185
Manures :										
Guano .....			143	6,273	96	4,205	45	2,190	700	34,066
Sulphate of ammonia .....	2,177	127,137	2,770	202,224	2,932	214,094	1,439	98,024	3,795	238,585
Other .....	4,261	144,700	4,586	77,151	6,001	129,512	9,627	247,504	5,396	212,250
Meat, salted or pickled .....	1,679,357	147,489	2,490,622	214,182	3,000,891	263,165	2,249,740	192,821	2,926,917	249,558
Oilmeal and oilcake .....	3,087,227	45,075	3,124,523	45,620	4,213,499	61,520	4,465,876	65,202	4,080,363	59,704
Rice .....	12,175,198	325,893	6,592,289	176,456	13,297,497	385,658	13,511,219	394,526	10,599,214	309,496
Staves and shooks .....	2,448,465	124,123	1,815,065	123,697	2,434,929	177,750	2,055,683	100,943	3,145,982	206,692
Coin and bullion .....		24,090		292		1,638		2,920		316
All other articles .....		1,328,870		1,343,832		1,768,019		1,789,833		1,800,956
Total imports .....		4,247,638		3,998,541		5,203,984		5,073,801		5,802,663

SESSIONAL PAPER No. 10\*

## BARBADOS.

Total Quantities and Values of the Principal Articles of Merchandise Exported during the Years ended December 31, 1902, to 1906, inclusive.

Articles.	1902.		1903.		1904.		1905.		1906.	
	Quantity.	Value. %	Quantity.	Value. %	Quantity.	Value. %	Quantity.	Value. %	Quantity.	Value. %
Coal and coke.	318	2,555	23	185	53	321	280	1,698	49,829	285,259
Corn and grain.	988,610	16,692	736,371	12,161	1,269,348	19,913	1,155,717	17,189	1,197,997	17,397
Fish, dried.	21,106	107,849	13,216	67,534	15,379	78,586	13,687	69,438	13,932	81,414
Flour, wheat or rye.	9,168	16,016	6,952	33,833	38,327	186,524	16,487	80,236	14,695	121,597
Linens, cottons, silks and woollens.		11,383		105,105		153,445		168,498		167,568
Mannres: Nitrate of soda.	17	1,075	57	3,684	27	1,728	25	1,572	129	8,239
Maures: Other.	562	18,693	140	5,767	259	10,419	135	9,227	1,832	65,879
Meats, salted or pickled.	221,262	20,975	329,032	30,825	965,868	91,099	563,049	51,367	665,013	60,687
Molasses.	42,760	582,076	30,344	664,533	45,061	701,749	38,379	862,402	61,398	1,015,812
Oil, including petroleum.		49,041		15,180		21,252		54,730		13,276
Rice.	849,731	25,817	4,337,533	138,023	3,194,245	97,157	1,954,359	59,416	1,646,540	50,682
Sugar: Raw.	50,406	1,410,325	35,170	1,129,669	61,079	2,021,306	15,469	2,102,185	55,879	1,631,666
Refined.		57,266		134,437		121,039		1,936		248
Dry.	1,681	87,926	3,453	44,657	2,525	121,082	17,250	113,062	1,984	77,214
Coin and bullion.		114,580		305,152		564,492		225,590		275,132
All other articles.										638,334
Total exports.		2,883,329		2,630,736		4,190,112		4,554,441		4,540,431

## BRITISH GUIANA.

VALUE of the Total Imports and Exports from and to each Principal Country during the Years ended March 31, 1903 to 1907, inclusive. (*Including Coin and Bullion.*)

IMPORTS.						EXPORTS.					
1902-3.	1903-4.	1904-5.	1905-6.	1906-7.	COUNTRIES.	1902-3.	1903-4.	1904-5.	1905-6.	1906-7.	
£	£	£	£	£		£	£	£	£	£	
3,496,926	4,170,062	3,775,220	4,127,781	4,424,086	<i>British Empire</i>	3,075,142	3,234,382	3,052,929	4,136,476	3,850,386	
304	2,305	3,074	288,830	138,763		7,978	2,015	3,737	5,750	5,467	
155,358	170,256	258,521	288,362	138,763						166	
80,347	236,271	107,731	126,215	132,912		80,340	74,596	128,718	94,806	192,376	
400,696	513,700	484,465	562,351	547,232		592,652	2,007,648	2,582,511	3,126,129	2,278,860	
						2,830	5,771	3,086	9,536	7,033	
70		31	70				30	6	3,089	10	
4,133,701	5,092,084	4,080,342	5,105,609	5,243,268		4,358,992	6,224,992	6,371,007	7,375,786	6,334,298	
					Totals, British Empire						
<i>Foreign Countries</i>											
8,262	2,457	4,424	9,273	7,521	Dutch Guiana	493,107	48,916	82,896	102,058	111,722	
4,065	725		308	540	" West Indies	16,732	8,033	403	5,553	9,071	
51,397	35,236	38,927	39,127	54,414	France	5,854	1,423	3,671	3,093	5,315	
130	7,726	1,421	2,186	3,531	French Guiana	129,486	73,996	45,916	34,310	38,391	
89,203	103,935	78,080	83,925	129,266	Holland (Netherlands)	24,961	13,438	63,346	38,053	15,230	
45,054	56,332	65,444	16,202	36,146	Portuguese Possessions	11,348	26,303	23,913	11,499	13,436	
2,172,856	2,286,932	2,128,704	2,258,475	2,300,530	United States	3,761,177	1,968,399	2,626,017	1,571,568	1,991,220	
77,999	92,511	92,059	58,335	65,600	Other Foreign Countries	31,898	17,107	57,422	56,046	52,988	
2,448,966	2,586,454	2,408,659	2,497,851	2,597,548	Totals, Foreign Countries	4,071,866	2,193,415	2,903,587	1,822,180	2,257,573	
4,155,701	5,092,084	4,080,342	5,105,609	5,243,268	Totals, British Empire	4,358,992	6,224,992	6,371,007	7,375,786	6,334,298	
6,582,667	7,679,138	7,098,001	7,603,400	7,840,816	Totals	8,433,858	8,418,407	9,274,594	9,197,966	8,571,871	
348,938	269,775	282,436	375,128	275,046	Transit trade	348,938	269,775	282,436	375,128	275,046	
6,931,665	7,948,913	7,380,437	7,978,528	8,115,862	Grand totals	8,782,796	8,688,182	9,557,030	9,573,094	8,846,917	

SESSIONAL PAPER No. 10\*

## BRITISH GUIANA.

TOTAL QUANTITIES and Values of the Principal Articles of Merchandise Imported during the Years ended March 31, 1903 to 1907,  
inclusive

ARTICLES.	1902-3.		1903-4.		1904-5.		1905-6.		1906-7.	
	Quantity.	Value.	Quantity.	Value.	Quantity.	Value.	Quantity.	Value.	Quantity.	Value.
		£.		£.		£.		£.		£.
Agricultural implements										
Animals, living	1,388	16,703	1,222	28,583		27,754		26,031		26,990
Bacon and hams	229,984	32,397	231,011	66,224	899	44,024	144	69,287	965	84,127
Beef, pickled	6,911	101,241	7,326	36,034	297,765	30,214	212,806	33,732	218,699	38,384
Boots and shoes		113,660		90,599	4,455	54,795	7,151	94,351	6,848	87,107
Bread and biscuits	392,614	20,708	429,380	98,237		95,737		80,218		122,635
Bricks	836,000	11,738	1,258,707	24,991	534,311	30,135	459,691	28,690	365,247	22,892
Butter	164,946	85,833	497,682	37,226	530,890	17,972	617,473	20,530	590,400	19,736
Cattle foods	1,146,412	12,218	810,760	96,162	170,596	93,878	445,227	97,334	503,927	116,479
Cement	10,308	17,214	11,591	11,529	1,176,871	16,197	1,237,431	17,922	1,236,294	18,891
Cheese	236,190	28,275	228,137	30,696	7,751	17,808	14,198	28,088	8,740	16,985
Clothing		22,634		30,053	213,652	29,013	226,659	31,225	230,865	34,730
Coal	28,294	110,968	33,061	26,808	30,261	30,261		41,337		37,446
Confectionery	89,394	10,612	88,842	173,785	24,986	118,256	28,134	127,880	36,812	163,741
Cordage and twine	257,401	31,127	279,905	14,330	86,309	14,685	81,965	13,813	96,696	15,704
Drugs, chemicals, apothecaries' wares, including medicinal		62,423		36,529	292,342	34,464	215,964	32,890	327,132	48,129
Farmaceous foods	1,147,888	32,211	1,963,304	74,270		70,012		74,513		81,839
Fish, dried	52,272	210,831	50,577	46,673	1,675,945	39,423	1,481,932	34,928	1,411,431	37,163
" other		52,844		239,281	10,785	236,133	18,127	282,984	46,583	254,438
Flour	194,481	706,287	210,226	69,763		71,110		87,813		87,902
Fruits and vegetables, dried, canned or preserved	88,958	8,296	202,984	876,437	168,507	856,038	172,110	803,946	177,342	731,842
Glass manufactured, including lamps and lanterns		24,774		17,065	221,237	17,362	297,989	15,486	226,067	20,254
Grain : Oats	4,859,480	70,434	3,053,536	39,213		28,273		29,711		33,960
" Rice	11,785,475	309,685	18,581,378	48,970	4,227,676	70,002	4,737,601	80,655	5,137,780	90,601
Other	6,961,549	132,194	6,807,024	414,952	20,512,375	455,482	13,289,573	274,766	6,162,476	131,563
Gums, viz.: Balata gum, &c.	211,996	68,654	261,838	131,875	7,089,374	160,452	6,009,204	133,406	7,259,222	184,172
Haberdashery and millinery		93,538		87,848	221,656	79,557	101,182	34,837	155,570	51,309
Hardware and cutlery		134,713		108,771		183,404		217,540		229,751
Hats and caps		35,976		129,005		78,315		84,905		111,559
Iron or steel in bars, rods, &c.		55,976		61,992		18,659		63,327		65,698
Lard	11,007	28,372	17,633		10,554	29,886	16,682	52,050	15,682	51,371
Line	351,635	12,271	298,431	30,096	288,726	36,172	375,830	34,634	311,011	38,187
		25,438		34,834		28,236		32,294		27,846



## BRITISH GUIANA.

Total Quantities and Values of the Principal Articles of Merchandise Imported. *Concluded.*

ARTICLES.	1902-3.		1903-4.		1904-5.		1905-6.		1906-7.	
	Quantity.	Value.	Quantity.	Value.	Quantity.	Value.	Quantity.	Value.	Quantity.	Value.
Linens, cottons and woollens.		831,651		898,639		715,181		820,129		895,198
Lumber . . . . .	6,063,497	135,552	7,020,395	137,552	4,484,750	136,202	4,876,854	152,441	4,187,695	135,792
Machinery, including sewing machines.		397,353		426,733		280,943		565,697		358,859
Malt liquors . . . . .		89,845		100,805		102,497		79,312		112,712
Manures . . . . .	13,520	527,701	14,478	669,695	11,658	611,908	14,249	706,375	14,340	686,713
Meats, canned . . . . .	89,390	11,490	115,257	16,465	90,142	12,277	107,737	14,249	70,369	19,101
Milk, condensed . . . . .	457,508	34,180	459,564	37,860	531,974	16,089	616,570	52,916	720,505	60,226
Oils . . . . .	642,964	161,458	631,105	182,628	672,297	183,297	665,289	189,116	705,343	211,487
Onions . . . . .	1,441,110	21,162	1,416,164	22,605	1,586,356	32,512	1,469,516	28,942	1,488,922	41,101
Paints and colours . . . . .		16,193		26,005		19,555		27,026		25,597
Paper . . . . .		33,076		43,702		30,682		35,145		49,853
Pork, pickled . . . . .	14,694	240,618	15,634	231,766	12,568	173,994	14,030	190,233	12,856	204,422
Potatoes . . . . .		69,476		113,485		116,671		116,529		109,080
Provisions, ground . . . . .		55,771		42,221		40,482		32,567		25,789
Shooks . . . . .		30,511		47,856		26,314		22,961		26,312
Soap . . . . .		63,950		78,985		61,829		72,880		65,321
Spirits and wines . . . . .		108,502		122,523		133,628		138,530		144,336
Stationery . . . . .		33,311		44,089		39,385		38,002		39,700
Staves . . . . .	1,123,800	64,066	537,277	39,444	545,146	44,017	361,252	30,025	784,010	85,633
Tobacco . . . . .	616,553	95,757	624,099	103,086	637,345	97,521	624,266	100,337	601,935	106,830
Coin and bullion . . . . .		69,873		106,800		130,065		102,865		276,100
All other articles . . . . .		811,239		861,912		927,094		994,910		1,056,430
Totals (indise).		6,582,667		7,679,138		7,098,061		7,603,460		7,840,816
Transit trade . . . . .		348,988		269,775		282,436		275,128		275,046
Total imports . . . . .		6,931,655		7,948,913		7,380,497		7,878,588		8,115,862

SESSIONAL PAPER No. 10\*

## BRITISH GUIANA.

TOTAL QUANTITIES and Values of the Principal Articles of Merchandise Exported during the Years ended March 31, 1903 to 1907, inclusive.

ARTICLES.	1902-3.		1903-4.		1904-5.		1905-6.		1906-7.	
	Quantity.	Value. \$	Quantity.	Value. \$	Quantity.	Value. \$	Quantity.	Value. \$	Quantity.	Value. \$
Balata.....	729,994	268,790	786,143	317,485	733,328	252,580	647,513	222,859	752,189	277,113
Cattle food, including molaseuit.....			2,780	60,403	8,966	176,212	11,405	200,947	12,961	191,158
Charcoal.....	77,822	40,458	75,694	38,043	79,913	40,128	64,211	32,441	65,919	34,110
Coal.....	3,278	15,545	4,097	16,117	2,744	9,631	3,817	13,633	2,732	8,591
Diamonds, rough.....	10,949	97,710	10,737	90,029	10,478	78,698	4,202	24,216	4,113	32,627
Flour.....	10,679	39,512	8,806	35,739	5,434	27,104	4,674	23,045	4,550	17,878
Molasses.....	331,383	50,383	291,507	43,726	423,154	71,936	276,661	42,873	344,127	56,781
Rice.....	293,791	6,561	181,040	3,884	904,193	21,040	463,951	10,017	3,685,000	94,493
Rum.....	4,278,638	651,219	3,949,886	489,220	2,671,581	301,022	3,536,784	584,300	3,342,806	520,610
Sugar, raw.....	120,127	5,001,710	125,949	5,381,485	106,716	6,146,861	116,550	5,799,145	114,951	5,085,617
Timber.....	340,260	111,762	273,542	93,955	293,315	117,287	276,765	119,706	170,985	74,670
All other articles.....		303,546		247,802		252,959		270,296		310,245
Totals (mdse.).....		6,587,196		6,817,888		7,494,808		7,343,478		6,703,893
Coin and bullion:—										
Bullion—Gold.....		1,813,822	90,729	1,579,433	94,738	1,692,311	95,182	1,692,194	86,374	1,536,662
Coin—Gold and silver.....	103,775	32,840		21,086		87,475		162,294		331,316
Total exports (except transit trade).....		8,433,858		8,418,407		9,274,594		9,197,966		8,571,871
Transit trade.....		348,938		269,775		252,436		373,128		275,046
Total exports.....		8,782,796		8,688,182		9,527,030		9,573,994		8,846,917

7-8 EDWARD VII., A. 1908

## BRITISH INDIA.

VALUE of the Total Imports and Exports from and to each Principal Country, exclusive of Government Stores and Treasure, during the Years ended March 31, 1902, to 1906, inclusive. (*Including Coin and Bullion.*)

NOTE.—Rx. = 16 Rupees. Rupee = 32.4 cts.

IMPORTS.					EXPORTS.				
1901-2.	1902-3.	1903-4.	1904-5.	1905-6.	1901-2.	1902-3.	1903-4.	1904-5.	1905-6.
Rx.	Rx.	Rx.	Rx.	Rx.	Rx.	Rx.	Rx.	Rx.	Rx.
					COUNTRIES.				
					<i>British Empire.</i>				
64,356,820	64,549,369	66,907,011	75,323,071	78,921,206	Great Britain	34,252,474	44,860,479	46,619,365	44,220,637
342,364	318,119	543,921	539,762	597,513	Aden	1,088,204	1,649,107	1,434,942	1,447,285
4,015,635	7,026,616	13,487,133	12,725,951	7,853,636	Australasia	2,007,232	1,909,401	1,702,579	2,400,686
21,802	1	13,331	637	17	Canada	63,200	324,712	578,984	793,689
934	2,787	302,641	392,352	32,725	Cape Colony	363,239	323,313	329,646	318,418
2,725,048	2,641,772	1,587,778	1,149,125	965,746	Ceylon	517,845	5,040,210	5,696,211	5,918,870
1,901,624	2,893,856	2,137,257	2,581,388	1,956,024	Hong Kong	5,313,825	11,222,367	11,697,735	13,513,199
2,305,517	2,176,085	2,748,768	2,099,234	2,080,594	Mauritius	10,048,808	9,718,138	11,222,367	13,513,199
5,589	304,559	332,936	182,417	39,887	Natal	1,387,957	1,470,377	1,310,703	1,254,376
2,445,064	2,529,412	5,383,006	5,494,707	2,599,043	Straits Settlements	614,897	591,004	577,579	575,033
238,163	254,383	312,233	303,686	293,101	Other British Possessions	10,382,443	9,994,433	9,668,743	6,636,512
					Totals, British Empire	1,293,319	1,096,914	1,441,672	1,319,707
78,458,582	82,037,557	93,756,615	100,792,454	95,331,419		66,815,678	78,656,208	81,058,159	78,364,732
					<i>Foreign Countries.</i>				
1,018,031	1,165,269	1,197,476	1,554,242	1,721,562	Arabia	1,491,065	1,755,009	2,171,235	2,570,647
3,940,271	2,553,073	2,202,049	4,011,430	4,117,209	Austria-Hungary	2,384,673	4,813,914	4,711,834	4,815,063
3,013,290	3,092,234	3,321,462	3,528,180	4,476,004	Belgium	4,964,999	7,675,975	8,399,384	6,511,382
702,249	1,343,199	1,057,752	1,009,438	992,432	China (Treaty ports)	7,729,321	7,505,262	8,089,813	8,089,919
590,914	833,892	950,329	2,641,864	949,544	Egypt	5,354,176	7,716,462	1,328,551	1,613,520
1,378,083	1,482,694	1,694,694	1,889,492	1,745,914	France	8,894,971	9,152,595	9,898,388	9,559,513
3,037,266	2,161,877	2,922,095	3,732,309	4,372,560	Germany	10,176,973	14,819,011	14,396,068	14,736,919
974,855	846,973	954,558	1,241,992	1,173,470	Italy	2,489,362	3,419,025	4,983,986	4,299,849
711,556	860,327	1,286,451	1,476,339	1,284,851	Japan	7,041,483	5,845,254	8,458,094	9,770,795
731,480	707,067	2,495,798	500,202	689,335	Persia	1,353,487	1,254,506	1,192,026	1,007,593
3,186,165	2,705,823	2,495,798	1,672,716	282,969	Russia in Europe	390,614	791,514	582,943	596,876
1,178,958	1,703,954	1,299,003	1,500,965	2,264,442	United States	8,389,432	9,056,502	9,731,542	13,029,456

SESSIONAL PAPER No. 10\*

1,815,659	1,899,975	3,139,137	4,364,195	4,585,212	Other Foreign Countries.....	5,415,437	5,942,075	9,996,235	10,417,886	11,023,267
22,208,777	21,346,078	23,049,910	28,913,364	28,655,530	Totals, Foreign Countries.....	66,111,768	68,831,524	82,350,547	81,544,751	89,792,924
78,458,582	82,697,557	93,756,615	100,792,454	93,331,119	Totals, British Empire.....	66,815,678	68,793,852	78,656,208	81,058,159	78,364,732
101,167,359	104,043,635	116,766,555	129,705,818	123,986,949	Grand totals.....	132,927,446	137,625,376	161,006,755	165,602,910	168,157,656

7-8 EDWARD VII., A. 1908

## BRITISH INDIA.

Total Quantities and Values of the Principal Articles of Merchandise Imported, exclusive of Government Stores and Treasure, during the Years ended March 31, 1902 to 1906, inclusive.

NOTE.—Rx.=10 Rupees. Rupee=32½ cts.

ARTICLES.	1901-2.		1902-3.		1903-4.		1904-5.		1905-6.	
	Quantity.	Value.	Quantity.	Value.	Quantity.	Value.	Quantity.	Value.	Quantity.	Value.
		Rx.		Rx.		Rx.		Rx.		Rx.
Animals, living..... No.	11,404	466,564	12,158	444,941	14,824	536,283	27,996	592,763	13,879	491,145
Apparel.....		1,694,144		1,781,280		1,995,757		2,293,963		2,217,686
Arms, ammunition and military stores.....		271,977		248,861		243,742		281,721		290,346
Books and stationery.....		578,481		596,678		655,227		687,361		701,909
Building and engineering materials.....		208,950		227,604		287,085		353,073		459,914
Candles..... Lbs.	3,010,989	90,238	3,141,863	96,140	3,063,437	95,351	2,880,165	84,560	3,011,901	86,798
Chemicals, drugs, medicines, &c.—										
Chemicals.....		571,937		552,212		590,186		613,255		689,214
Drugs, medicines and narcotics.....		1,047,146		1,063,832		1,178,470		1,261,074		1,336,199
Dyeing and tanning materials.....		790,516		810,612		982,141		926,800		947,281
Clocks and watches.....		320,303		159,968		165,426		192,388		157,067
Coal..... Tons.		250,017		450,894		337,771		444,645		321,179
Corals, real..... Lbs.		76,766		54,726		40,985		54,079		43,037
Cotton..... Cwt.		78,524		163,573		50,297		638,539		540,328
" twist and yarn.....		2,647,027		33,681,300		2,142,076		2,487,648		3,425,389
" piece goods.....		29,151,643		2,107,320		2,032,723		2,288,381		2,463,232
" handkerchiefs and shawls in the piece.....		192,840		11,417,343		18,323,729		262,945		18,390,590
" thread, sewing.....		176,623		1,181,143		219,879		227,822		256,141
" all other, n.e.s.....		726,846		619,208		920,293		1,346,474		1,458,420
Earthenware and porcelain.....		259,987		274,265		280,004		293,181		336,078
Flax.....		198,087		184,337		196,265		212,249		205,171
Fruits and vegetables.....		80,317		57,553		93,205		84,295		106,630
Glass and glassware.....		925,327		945,819		992,076		1,125,710		1,124,711
Gums and resins.....		143,050		105,123		179,795		1,253,772		135,428
Hardware and cutlery including plated ware.....		1,706,638		1,999,168		185,880		2,379,247		2,245,733
Instruments, apparatus, appliances, and parts thereof.....		519,674		597,999		667,440		743,967		912,869



## SESSIONAL PAPER No. 10\*

Ivory, unmanufactured	Lbs.	255,944	154,777	301,963	175,703	305,318	182,077	278,702	157,805	242,309	145,238
" manufactured			17,108		17,982		23,581		28,219		24,170
Jewellery and jewels, including plates			1,245,859		1,481,136		1,071,919		1,052,123		1,519,608
Liquors	Galls.	5,254,961	1,664,629	5,369,931	1,770,629	5,838,476	1,827,314	6,406,556	1,873,973	7,003,252	2,017,813
Machinery and mill-work			3,005,880		2,803,840		3,352,642		4,027,242		4,925,682
Matches			436,585		467,638		506,106		489,528		588,325
<b>Metals—</b>											
Brass	Cwt.	10,001	73,913	11,044	70,413	11,097	65,002	9,810	57,618	10,783	69,428
Copper	"	193,822	1,080,445	335,850	1,902,433	433,091	2,168,778	427,233	2,108,953	271,517	1,434,743
Iron	"	3,612,088	2,903,245	3,925,832	3,030,489	4,576,139	3,880,789	5,117,432	3,785,112	4,710,331	3,407,690
Lead	"	151,548	224,028	128,154	174,782	140,104	185,636	131,057	181,058	143,844	183,964
Quicksilver	Lbs.	261,356	47,951	221,239	38,664	232,491	40,164	238,562	39,076	256,562	39,963
Steel	Cwt.	3,169,353	1,960,666	3,420,152	2,656,034	4,526,699	2,621,026	4,231,622	2,940,338	5,700,274	3,256,218
Tin	"	26,002	235,446	28,000	255,816	40,486	392,979	39,323	393,602	21,152	241,729
Zinc or spelter	"	76,337	113,031	97,891	140,920	99,725	159,628	82,903	146,245	74,672	148,993
All other, n.e.s.	"	28,040	259,452	30,281	297,453	27,779	214,890	38,710	263,836	43,897	274,166
<b>Total metals</b>			6,899,086		7,997,004		9,228,852		9,318,838		9,042,767
<b>Oils, mineral</b>											
Oils, other			3,837,667		3,464,550		3,449,335		3,325,055		2,236,056
Paints and colours			381,241		250,295		134,789		168,089		208,566
Paper and pasteboard			428,935		416,117		426,868		469,197		492,536
Provisions			527,163		524,806		521,840		643,729		704,898
Railway plant and rolling stock			1,984,672		1,841,650		2,027,280		2,165,799		2,385,619
Salt	Tons	516,231	1,542,579		1,611,721		1,401,966		1,409,659		1,622,618
Silk, raw	Lbs.	2,128,483	776,916	423,288	621,504	446,559	636,917	486,980	711,298	464,531	657,187
Silk, manufactured			809,620	1,639,189	551,615	1,544,315	532,953	1,858,709	731,112	1,645,696	711,905
Spices	Lbs.	88,781,302	1,484,701	1,632,323	1,611,721	96,547,025	1,833,473	114,847,322	2,118,150	117,034,410	1,901,510
Sugar	Cwt.	6,013,333	5,900,222	5,462,196	4,954,910	6,333,843	822,016	6,902,732	1,032,355	1,100,588	1,100,588
Umbrellas	No.	2,052,350	180,423	2,214,829	188,365	2,706,941	5,935,774	6,936,817	189,506	8,271,129	7,774,520
Wool, raw	Lbs.	3,992,173	107,630	2,756,071	79,845	2,075,437	66,099	2,124,463	68,064	2,098,039	197,927
Woolen goods			1,969,499		1,405,912		2,159,367		3,076,428		91,840
All other articles			3,977,103		4,457,927		4,835,873		5,293,455		6,428,626
<b>Totals (nduse)</b>			81,518,979		78,787,909		84,823,293		96,678,288		103,065,660
Coin and bullion			19,648,380		25,255,726		31,943,262		33,027,530		20,921,289
<b>Total imports</b>			101,167,359		104,043,635		116,766,555		129,705,818		123,986,949

1910-11

7-8 EDWARD VII., A. 1908

## BRITISH INDIA

Total Quantities and Values of the Principal Articles of Merchandise Exported (Home Produce), exclusive of Government Stores and Treasure, during the Years ended March 31, 1902 to 1906, inclusive.

NOTE.—Rx.—10 Rupees. Rupee=32 + cts.

ARTICLES.	1901-2.		1902-3.		1903-4.		1904-5.		1905-6.	
	Quantity.	Value.	Quantity.	Value.	Quantity.	Value.	Quantity.	Value.	Quantity.	Value.
		Rx.		Rx.		Rx.		Rx.		Rx.
Coffee.....	255,042	1,250,220	269,165	1,321,263	291,254	1,307,377	329,647	1,660,976	360,182	1,756,724
Cotton, raw.....	5,700,014	14,426,093	6,044,806	14,757,198	7,931,075	24,376,146	5,657,743	17,434,687	7,396,535	21,332,969
" twist and yarn.....	272,468,127	9,316,694	248,538,638	8,540,034	252,474,245	8,841,543	247,854,797	9,815,681	297,634,314	12,387,687
" piece goods.....	72,624,849	1,425,498	69,334,540	1,327,543	75,815,126	1,483,043	87,456,469	1,651,445	91,974,962	1,865,872
" handkerchiefs and shawls, in										
the piece.....	1,741,727	69,338	1,744,678	73,841	1,770,605	77,124	2,613,138	122,248	1,892,602	91,523
" thread, sewing.....	64,930	5,242	149,797	12,299	146,828	11,614	107,577	8,963	155,319	12,343
" all other, n.e.s.....		48,508		53,972		58,984		44,853		68,075
Drugs, medicines and narcotics, &c.—										
Chemicals.....		375,870		448,798		422,408		376,349		400,137
Drugs and medicines.....		176,844		145,199		148,067		178,429		161,076
Opium.....	92,417	8,522,985	94,842	8,016,935	102,494	10,470,164	93,844	10,623,444	89,247	9,471,767
Tobacco.....	20,199,765	346,900	15,778,465	273,326	12,399,217	209,668	13,380,126	208,127	14,272,012	234,044
Indigo.....	89,750	1,852,255	65,377	1,205,082	60,410	1,076,203	49,252	834,607	31,186	586,378
Myrabolans.....	1,085,174	356,365	1,157,650	377,226	1,229,609	421,029	1,187,555	425,906	1,206,398	446,068
All other dyeing and tanning ma-										
terials, n.e.s.....		229,877		247,252		258,946		141,901		148,922
Grain and pulse :—										
Rice (not in husk).....	Cwt.	13,846,990	47,033,137	18,787,378	44,441,186	18,954,243	48,873,297	19,472,250	42,208,473	18,408,801
Wheat.....	"	3,255,920	10,292,150	4,515,357	25,911,312	11,088,955	43,000,502	17,906,069	18,750,467	8,534,400
Other sorts.....	"	1,185,533		2,177,053		2,549,629		3,742,866		2,580,268
Gums and resin.....	Cwt.	58,580	41,150	50,803	42,960	54,291	33,100	51,075	39,376	65,823
Hides and skins.....	No.	28,782,773	5,576,639	27,031,047	5,536,967	27,895,627	31,612,046	7,054,139	43,052,508	10,668,432
" tanned.....		2,654,046		2,898,187		3,098,876		2,851,717		3,668,432
Jute, raw.....	Cwt.	14,755,115	11,797,272	13,036,486	11,126,475	13,721,447	12,875,312	11,965,646	14,480,407	17,125,664
Jute and hemp manufactures.....		8,711,417		9,019,899		9,469,197		9,938,868		12,447,984
Lac.....	Cwt.	960,528	239,013	1,850,787	235,620	2,723,897	240,131	3,076,412	274,445	3,180,116
Metals.....		253,153		262,847		299,025		326,542		527,825
Oils.....		691,751		857,679		1,030,902		1,003,068		816,825
Provisions.....		609,681		678,851		614,552		657,200		710,977
Seeds.....	Cwt.	16,779,268	22,194,000	14,882,571	24,681,424	14,515,830	26,873,744	14,410,856	17,575,886	10,609,227
Silk, raw.....	Lbs.	663,421	1,989,822	654,815	1,862,316	634,247	1,343,663	496,998	1,779,316	563,968
" manufactures.....		105,469		94,885		83,207		73,080		71,511
Spices.....	Lbs.	740,827	27,324,677	636,210	39,605,294	928,076	31,411,870	694,010	37,701,229	907,866

SESSIONAL PAPER No. 10\*

Sugar.....	Cwt.	151,247	90,162	222,124	97,279	212,542	104,146	218,657	146,298	256,456	184,161
Tea.....	Lbs.	179,684,932	8,149,489	181,423,518	7,361,642	207,159,793	8,557,933	211,887,158	8,465,487	214,223,788	8,847,604
Wood.....	.....	.....	891,542	.....	875,147	.....	1,122,092	.....	784,176	.....	896,017
Wool, raw.....	Lbs.	19,592,620	733,826	27,892,898	1,165,320	33,234,775	1,377,396	38,571,968	1,891,675	42,514,498	2,114,728
" manufactures.....	.....	.....	269,767	.....	251,572	.....	274,280	.....	226,748	.....	297,534
All other articles.....	.....	.....	4,692,824	.....	3,297,410	.....	5,375,911	.....	5,378,495	.....	6,647,746
Totals (indse).....	.....	.....	121,204,913	.....	125,879,792	.....	149,633,396	.....	154,141,271	.....	158,179,164
Coin and bullion.....	.....	.....	8,462,569	.....	8,810,011	.....	8,047,173	.....	8,088,566	.....	6,449,157
Foreign produce.....	.....	.....	3,259,966	.....	2,935,653	.....	3,326,186	.....	3,373,073	.....	3,528,735
Total exports.....	.....	.....	132,927,445	.....	137,625,376	.....	161,006,755	.....	165,602,910	.....	168,157,656

7-8 EDWARD VII., A. 1908

## BRITISH SOUTH AFRICA.

VALUE of the Total Imports and Exports from and to each Principal Country during the Year ended December 31, 1906.

IMPORTS, 1906.					EXPORTS, 1906.				
COUNTRIES.									
Total.	Via Cape Colony.	Via Natal.	Via Delagoa Bay.	Via Beira.	Total.	Via Cape Colony.	Via Natal.	Via Delagoa Bay.	Via Beira.
£	£	£	£	£	£	£	£	£	£
82,433,172	51,461,510	20,895,209	8,307,882	1,768,571	195,600,407	186,881,479	7,239,205	857,545	622,178
9,542,511	5,239,297	3,434,149	852,085	16,980	57,820	23,637	34,183		
530,586	147,270	364,518	8,521	277	453	399	54		
3,337,231	1,094,928	1,767,792	402,517	102,594	399	107	292		
42,851	9,391	31,268	1,450	142					
1,991,957	942,128	827,285	133,611	28,913		29	29		
496,194	231,317	226,207	35,857	2,813	1,854	68	1,786		
43,274	41,897	1,207	170		5	5	5		
2,338,515	1,717,855	396,702	313,958		14,931	9,957	4,974		
51,226	23,360	11,018	16,135	715	10	10			
133,735	14,364	26,421	84,886	8,064	6,402	858	3,918	1,626	
100,961,232	60,923,317	27,891,776	10,217,070	1,929,063	195,682,310	186,916,544	7,284,417	859,171	622,178
<i>British Empire.</i>									
Great Britain.....									
British Australasia—									
Australia.....									
New Zealand.....									
British India.....									
British West Indies.....									
Canada.....									
Ceylon.....									
Hong Kong.....									
Mauritius.....									
Straits Settlements.....									
Other British Possessions.....									
Totals, British Empire.....									
<i>Foreign Countries.</i>									
Argentina Republic.....									
Austria-Hungary.....									
Belgium.....									
Brazil.....									
Chile.....									
China.....									
Cuba.....									
Denmark.....									
Dutch East Indies.....									
Egypt.....									
France.....									
Germany.....									
German South West Africa.....									
Greece.....									
Holland.....									
Italy.....									
4,471,725	3,165,474	1,291,881	7,820	6,550	1,913	1,134	779		
893,749	256,156	248,453	379,264	9,876	15,267	2,798	12,469		
1,801,022	1,051,696	377,415	319,166	52,745	1,498,806	1,162,690	271,852	24	61,240
1,860,498	1,446,463	293,391	119,550	351					
597,621	501,411	96,180							
312,391	55,874	252,901	3,256	300					
147,956	52,243	89,654	5,265	794					
161,958	136,130	15,340	9,811	677					39
212,045	96,186	50,759	64,186	614					
116,089	33,376	62,834	16,041	3,838					
2,533,975	1,307,863	991,384	198,593	36,135	304,194	280,943	28,105	146	
11,097,163	4,898,051	2,599,141	3,330,115	269,856	4,993,399	2,859,060	1,829,073	1,917	303,349
38,889	38,739			150	1,600,807	1,527,218	73,589		
62,162	27,477	23,160	10,152	1,373					
1,681,574	1,009,298	463,248	178,996	30,632	11,339	9,879	1,455	5	
583,572	324,855	173,716	79,925	5,076	73,487	32,665	40,335	487	

## SESSIONAL PAPER No. 10\*

231,619	98,292	131,081	1,776	443	Japan				
595,081	307,238	111,848	160,215	127	Norway				
43,123	23,160	18,727	1,231	5	Persia				
28,314	22,371	5,645	78	220	Philippine Islands				
160,959	69,909	51,299	30,290	9,461	Portugal				
301,722	74,407	62,960	87,240	80,115	Portuguese Possessions				
34,086	104,974	27,881	1,616	212,424	Russia				
91,758	23,924	17,414	24	27,041	Siam				
191,367	74,879	61,140	48,170	7,178	Spain				
14,756	7,523	6,881	316	36	Spanish Possessions				
2,072,055	910,086	613,096	473,516	45,357	Sweden				
423,906	271,000	113,549	37,035	2,322	Switzerland				
175,774	71,579	58,714	2,311	2	Turkey				
13,104,138	7,438,128	3,536,151	1,925,151	181,578	United States				
41,970	13,378	15,715	11,422	1,455	Uruguay				
132,347	30,219	91,859	8,725	1,544	Other Foreign Countries				
44,355,835	23,891,741	12,129,365	7,566,314	768,475	Totals, Foreign Countries				
100,901,232	60,923,317	27,891,776	10,217,070	1,929,069	Totals, British Empire				
84,815,058	40,021,081	17,783,384	2,697,544	2,697,544	Totals				
8,539,248	3,145,920	2,367,069	59,359	59,359	Imports for Colonial Governments				
					Shipped as stores				
87,781,358	43,167,001	20,150,453	2,756,903	2,756,903	Totals				
					Goods not South African produce				
87,791,958	43,167,001	20,150,453	2,756,903	2,756,903	Totals (mdsc.)				
473,292	267,880	2,682,365	38,436	38,436	Specie				
88,255,250	43,431,881	22,832,818	2,795,839	2,795,839	Grand total				



7-8 EDWARD VII., A. 1908

## BRITISH SOUTH AFRICA.

TOTAL Quantities and Values of the Principal Articles of Merchandise Imported during the Year ended December 31, 1906.

ARTICLES.	1906.					
	Total.		Via Cape Colony.	Via Natal.	Via Delagoa Bay.	Via Beira.
	Quantity.	Value.				
		£	£	£	£	£
Aerated waters .....		131,054	57,616	48,681	19,914	4,843
Ale, beer and stout..... Galls.	723,727	527,814	343,796	113,943	44,598	25,477
Animals, living .....		1,025,971	677,371	343,908	842	3,850
Apparel and slops.....		8,119,342	5,854,683	1,928,772	238,370	97,517
Arms and ammunition .....		1,181,461	566,981	389,601	186,549	38,330
Bacon and hams ( <i>vide</i> meats) .....						
Bags.....		1,185,413	628,428	395,612	135,625	25,748
Biscuits, fancy..... Lbs.	3,479,943	422,962	243,591	112,546	58,940	7,885
Blasting compounds and powder. "	6,143,799	1,078,638	733,061	244,501	101,076	
Brass and copper.....		159,996	88,500	46,550	20,299	4,647
Brushware.....		257,388	148,229	83,585	22,065	3,509
Butter and substitutes..... Lbs.	13,765,942	2,935,354	1,410,943	1,455,406	43,425	25,580
Cakes..... "	486,349	84,699	28,236	32,436	22,401	1,626
Candles..... "	19,757,217	1,320,570	357,855	267,550	641,314	53,851
Canvas and duck.....		222,966	169,024	40,670	11,096	2,176
Cement..... Lbs.	249,240,509	709,550	460,250	102,555	138,116	8,629
Cheese..... "	5,752,252	753,190	461,087	237,455	46,954	7,694
Clocks and watches.....		159,334	87,512	66,566	3,674	1,532
Coal, coke and patent fuel... Tons.	213,819	574,948	537,630	2,224	33,157	1,937
Cocoa and chocolate..... Lbs.	374,878	201,528	93,634	76,251	28,241	3,402
Coffee, including chicory..... "	28,573,026	2,450,663	1,944,954	307,568	190,515	7,626
Condiments.....		78,631	35,682	30,314	9,859	2,776
Confectionery..... Lbs.	7,236,191	1,010,909	500,084	364,362	130,515	15,948
Cordage and rope.....		209,831	119,881	65,057	21,291	3,602
Corn, grain and meal:—						
Pease and beans..... Lbs.	4,647,796	126,382	55,212	11,271	59,446	453
Wheat..... "	319,535,248	4,541,510	4,476,929	61,150	3,431	
Wheat flour..... "	163,372,776	3,364,833	778,710	1,501,984	1,030,784	53,355
Other, N.E.S..... "	72,811,030	1,230,040	460,590	475,497	264,391	29,562
Cotton manufactures.....		7,655,101	6,388,556	838,556	238,102	189,887
Disinfectants and germicides .....		117,798	63,621	31,789	20,717	1,671
Drugs, chemicals and apothecary ware.....		3,385,419	987,470	705,335	1,567,336	125,278
Dye stuffs and substances used in tanning.....		30,631	21,189	9,047	395	
Earthenware and chinaware .....		728,369	439,309	242,725	40,213	6,122
Eggs.....		383,386	346,770	35,974	175	467
Electric materials.....		876,774	317,203	468,752	86,266	4,553
Extracts and essences.....		192,930	106,053	61,816	20,093	4,968
Farinaceous preparations:—						
Oatmeal.....		292,365	159,485	102,565	25,846	4,469
Other, N.E.S.....		324,534	166,445	84,869	66,697	6,523
Fish:—Preserved.....		926,092	483,460	250,585	159,485	32,562
Other, N.E.S.....		210,405	67,087	131,551	3,314	8,453
Fodder and forage.....		200,054	45,377	142,029	12,599	49
Fruits.....		782,530	320,762	325,181	115,243	21,344
Furniture.....		2,724,078	1,805,995	790,678	103,150	24,255
Glass.....		699,184	387,955	272,212	30,300	8,717
Glycerine for manufacturing pur- poses.....		1,073,382	568,363	217,077	287,926	16
Haberdashery.....		7,565,028	4,063,560	3,276,872	112,172	52,424
Hardware and cutlery.....		6,559,892	3,763,631	1,919,379	794,275	82,607
Hats and caps.....		1,181,033	973,119	178,368	15,885	13,661
Hops.....		125,764	62,493	29,410	32,475	1,386
Hosiery.....		2,232,948	1,835,171	345,279	38,348	14,150
Implements—Agricultural.....		963,805	648,887	260,352	38,437	16,129
India rubber.....		118,698	62,322	51,825	3,688	863

SESSIONAL PAPER No. 10\*

## BRITISH SOUTH AFRICA.

TOTAL Quantities and Values of the Principal Articles of Merchandise Imported during the Year ended December 31, 1906.—*Continued.*

ARTICLES.	1906.					
	Total.		Via Cape Colony.	Via Natal.	Via Delagoa Bay.	Via Beira.
	Quantity.	Value.				
		£	£	£	£	£
Instruments :—Musical.....		641,018	325,887	291,747	19,165	4,219
Other, N.E.S.....		114,138	84,778	25,963	2,092	1,305
Iron and steel.....		5,307,138	1,906,531	1,042,566	2,267,156	90,885
Jewellery.....		202,974	89,567	107,898	686	4,823
Lamps and lampware.....		291,820	173,920	89,094	25,623	3,183
Lard..... Lbs.	2,381,460	222,027	123,199	58,926	31,760	6,142
Lead.....		163,033	53,796	56,526	51,601	1,110
Leather : Unmanufactured.....		740,906	608,883	117,145	10,054	4,824
Manufactured.....		5,882,720	4,217,024	1,532,520	100,521	32,655
Linen manufactures.....		214,678	188,958	17,553	5,275	2,892
Machinery : Agricultural.....		258,493	143,021	102,195	3,640	9,637
Other, N.E.S.....		9,574,948	3,794,486	3,300,203	2,193,894	286,365
Manures..... Lbs.	38,159,487	250,886	136,806	111,753	2,146	181
Matches..... Gross.	100,856	39,556	32,475	2,389	2,433	2,259
Mats and matting.....		55,879	30,290	20,523	4,112	954
Meats : Bacon and hams..... Lbs.	5,951,527	988,877	481,663	391,557	92,899	22,758
Poultry and game.....		2,574,534	278,700	216,391		137
Preserved.....		2,843,702	857,983	393,571	153,090	51,646
Other, N.E.S.....		35,186,737	3,884,744	1,754,832	1,932	648
Milk.....		27,341,774	2,292,687	1,096,085	576,651	28,423
Nitrates for manufacturing purposes.....		34,198,970	708,299	505,359	202,920	20
Oilman's stores.....		651,116	371,098	204,478	65,402	10,138
Oils.....		2,411,321	1,367,849	593,597	390,978	58,897
Paints.....		715,064	428,393	181,020	97,869	7,782
Paper : Printing.....		564,056	291,800	186,130	84,816	1,310
Other, N.E.S.....		495,110	316,528	139,979	37,020	1,583
Perfumery and perfumed spirits.....		234,802	138,612	85,488	7,402	3,300
Pickles and sauces..... Lbs.	1,568,462	193,854	85,098	66,663	36,324	5,769
Plate, silver and platedware.....		476,330	304,303	162,235	5,791	4,001
Printers' and bookbinders' material.....		120,168	84,130	32,685	3,110	243
Railway materials.....		901,754	360,936	63,253	123,559	354,006
Rice..... Lbs.	82,611,001	1,617,130	410,148	924,361	222,514	60,107
Salt.....		21,669,234	81,356	35,949	29,420	4,040
Seeds.....		161,048	85,985	67,087	6,852	1,124
Sheep dip.....		422,168	346,575	66,935	5,295	3,363
Silk manufactures.....		265,345	160,905	98,730	5,115	595
Soap..... Lbs.	664,216	1,239,613	728,265	259,003	231,712	20,633
Spices.....		88,169	57,913	21,091	7,981	1,184
Spirits.....		1,904,448	721,726	864,753	239,372	78,597
Sporting goods.....		261,097	155,928	98,813	1,635	4,721
Stationery and books.....		3,133,350	2,282,773	760,437	60,892	29,248
Stone.....		220,197	159,184	49,216	11,437	360
Sugar and sugar products..... Lbs.	113,284,335	3,377,953	2,476,904	400,984	464,893	35,172
Tar and kindred substances.....		93,975	35,352	35,969	21,613	1,041
Tea..... Lbs.	4,822,149	1,075,645	651,301	316,898	91,625	15,821
Tin and tinware.....		340,783	185,503	115,481	37,108	2,691
Tobacco..... Lbs.	2,624,190	1,198,315	655,409	417,044	107,709	18,153
Tramway materials.....		754,538	92,583	80,615	580,136	1,204
Vegetables.....		575,239	277,263	198,949	87,678	11,349
Vehicles :—						
Bicycles, tricycles and parts thereof.....		840,113	496,137	315,423	14,829	13,724
Carriages, carts and parts thereof.....		318,431	212,800	88,403	12,775	4,453
Other, N.E.S.....		688,896	313,803	318,450	49,377	7,266

7-8 EDWARD VII., A. 1908

## BRITISH SOUTH AFRICA.

TOTAL Quantities and Values of the Principal Articles of Merchandise Imported during the Year ended December 31, 1906.—*Concluded.*

ARTICLES.	1906.					
	Total.		Via Cape Colony,	Via Natal.	Via Delagoa Bay.	Via Beira.
	Quantity.	Value.				
		£	£	£	£	£
Wax.....		311,875	131,673	13,987	166,211	4
Wines.....		402,663	161,353	167,662	52,423	21,225
Wood : Unmanufactured .....		2,485,217	1,066,506	598,108	751,996	68,607
Manufactured.....		1,112,793	602,785	349,163	152,341	8,504
Woollen manufactures.....		2,416,631	1,906,910	459,645	45,560	4,516
Works of art.....		117,170	81,317	30,519	4,507	827
All other articles imported.....		6,722,653	4,963,307	928,639	605,948	224,759
Total imports (mdse).....		145,317,067	84,815,059	40,021,082	17,783,384	2,697,542
Imports for colonial Governments.....		8,539,248	2,966,900	3,145,920	2,367,069	59,359
Specie.....		3,462,473	473,294	267,881	2,682,366	38,932
Total imports.....		157,318,788	88,255,253	43,434,883	22,832,819	2,795,833

SESSIONAL PAPER No. 10\*

## BRITISH SOUTH AFRICA.

TOTAL Quantities and Values of the Principal Articles of Merchandise Exported during the Year ended December 31, 1906.

ARTICLES.	1906.					
	Total.		Via Cape Colony.	Via Natal.	Via Delagoa Bay.	Via Beira.
	Quantity.	Value.				
		£	£	£	£	£
South African Produce—						
Aloes..... Lbs.	536,691	19,413	19,413			
Animals.....		1,220,132	1,135,085	78,728	6,319	
Apparel and slops.....		1,012	745	112	155	
Argols..... Lbs.	111,922	9,451	9,451			
Asbestos, raw.....	1,420,998	48,837	47,869	165	803	
Bark, wattle.....	33,215,466	434,953	1,547	433,406		
Buchu leaves.....	290,106	37,809	37,809			
Coal, coke and patent fuel. Tons.	555,744	1,986,408	638	1,892,102	93,668	
Corn, grain and meal..... Lbs.	2,190,469	33,444	12,556	17,763	2,915	210
Diamonds..... Carats	3,930,875	45,053,317	45,053,317			
Drugs, chemicals and apothecary ware.....		3,470	2,930	375	165	
Eggs.....		14,824	8,346	273	6,195	10
Feathers.....		6,843,312	6,843,117	195		
Fish..... Lbs.	187,668	23,048	22,177	862	9	
Flowers and grasses, dried.....		66,576	66,342	151	54	29
Fodder and forage..... Lbs.	2,362,911	29,901	21,564	8,128	209	
Fruits.....		91,342	71,647	764	18,922	9
Furniture.....		13,987	8,273	1,669	4,045	
Gold.....		125,281,738	118,792,121	5,744,847	210,118	534,652
Hair..... Lbs.	15,737,289	4,138,005	3,872,509	265,496		
Hides and skins.....		3,768,002	3,400,719	365,296	219	1,768
Horns.....		33,244	23,413	7,849	282	1,700
Lead.....		101,148		1,217	99,931	
Leather and mfrs. of.....		37,940	37,726	83	127	4
Meats, including bacon and hams..... Lbs.	21,081	2,574	1,484	788	302	
Ores—						
Copper, including copper regulus.....		2,510,168	2,344,025	536	133,683	31,924
Tin..... Cwt.	6,770	175,988	56,278		119,710	
Other, N.E.S.....		712,309	2,356	613	293,485	415,855
Spirits.....		10,985	4,989	5,976	20	
Stationery and books.....		20,595	17,794	2,294	497	10
Sugar.....		2,778	5	2,773		
Tobacco.....		11,694	7,806	846	2,618	424
Vegetables.....		35,293	15,904	1,178	18,206	5
Vehicles.....		235,352	223,584	10,244	1,524	
Wines.....		26,552	26,489	63		
Wood—Unmanufactured.....		52,719	32,304	415		
Manufactured.....		3,343	1,436	1,664	243	
Wool, raw..... Lbs.	88,790,189	13,193,793	10,579,543	2,612,275	1,217	668
All other articles exported.....		112,514	61,127	37,167	11,196	3,024
Total exports of South African produce (mdse.).....		206,377,880	192,864,438	11,496,313	1,026,837	990,292
Imported goods re-exported.....		2,932,293	1,908,142	877,066	130,207	16,878
Articles exported through the post office.....		202,005	158,658	43,347		
Specie.....		4,201,013	2,158,561	2,024,250		18,202
Total exports.....		213,713,191	197,089,799	14,440,976	1,157,044	1,025,872







## SESSIONAL PAPER No. 10\*

3,174,812	4,322,515	3,624,225	4,168,700	3,644,586	2,523,172	Other Foreign Countries.....	1,361,628	3,044,245	4,476,839	2,174,641	3,823,345	5,487,435
11,094,489	11,129,985	11,745,017	12,705,047	12,630,836	12,326,047	Totals, Foreign Countries...	20,755,749	28,440,868	31,499,451	31,637,734	29,212,443	35,790,990
101,532,437	98,338,284	104,510,589	103,778,136	102,606,399	110,976,875	Totals, British Empire...	69,153,539	70,962,922	77,264,884	72,628,192	73,277,616	76,725,924
112,626,926	109,468,266	116,259,636	116,483,243	115,237,235	123,502,922	... Totals.....	89,909,288	99,402,896	108,764,335	104,265,926	102,490,659	112,516,914
.....	.....	.....	.....	.....	.....	Coal for use of steamers, Exports	12,931,060	12,497,280	11,293,240	13,400,740	13,564,780	13,814,240
112,626,926	109,468,266	116,259,636	116,483,243	115,237,235	123,502,922	Grand totals.....	102,840,348	111,900,170	120,057,575	117,666,666	116,054,839	126,331,154

7-8 EDWARD V.I., A. 1908

## CEYLON.

TOTAL QUANTITIES and Values of the Principal Articles of Merchandise Imported during the Years ended December 31, 1901, to 1906, inclusive.

NOTE.—Rs. Rupees. Rupee=32 cts.

ARTICLES.	1901.		1902.		1903.		1904.		1905.		1906.	
	Quantity.	Value. Rs.	Quantity.	Value. Rs.	Quantity.	Value. Rs.	Quantity.	Value. Rs.	Quantity.	Value. Rs.	Quantity.	Value. Rs.
Ale, beer and other malt liquors.....	339,917	546,093	339,352	495,967	254,218	397,007	225,489	376,124	213,858	345,919	161,125	284,442
Casks, stooks and staves.....		431,720		254,353		125,630		248,532		363,248		597,519
Coal and coke.....	627,728	12,721,368	532,159	10,257,994	516,338	9,423,422	643,286	11,775,537	610,439	10,452,032	681,478	11,918,958
Cotton manufactures.....		5,971,908		6,181,809		5,770,775		6,637,347		8,189,173		7,709,340
" twist.....	3,217	230,441	2,546	174,580	2,172	164,693	2,397	163,768	2,582	214,939	2,458	198,391
Cutlery and hardware.....		999,165		998,451		1,074,196		942,939		1,051,912		1,090,017
Curry stuffs.....	149,080	1,364,977	148,590	1,533,044	154,280	1,673,682	170,875	1,980,791	146,475	1,512,657	163,604	1,717,412
Fish, salted and dried.....	197,909	2,074,487	237,879	1,766,524	196,229	1,331,065	215,230	1,720,827	196,612	1,577,457	185,278	1,485,943
Government stores.....		6,127,570		4,973,518		4,529,825		4,143,722		.....		.....
Grain:—												
Flour.....	123,179	808,254	120,815	1,235,953	113,389	1,259,109	125,354	1,138,019	126,009	1,143,735	155,110	1,415,835
Paddy.....	652,666	2,138,208	578,987	1,792,869	1,115,135	2,084,465	694,990	2,262,988	729,560	2,372,198	766,236	2,544,399
Rice.....	5,194,512	33,652,523	5,156,746	33,194,429	5,524,509	35,888,682	5,548,365	36,124,449	5,925,165	38,565,093	5,966,257	39,049,042
Other.....		1,181,387		1,240,134		1,270,839		1,298,230		1,399,373		1,585,367
Haberdashery and millinery.....		1,094,607		1,691,248		1,341,139		1,519,644		1,798,351		1,876,292
Iron: Galvanized, &c.....	1,580	316,431	1,638	341,192	2,616	532,910	3,051	597,590	3,815	722,889	3,568	769,755
Live Stock: Horned cattle.....	29,693	630,944	29,232	552,167	21,392	477,915	22,055	451,651	22,859	470,750	22,959	439,929
Sheep and lambs.....	111,733	683,261	60,136	356,932	35,318	269,080	26,633	148,141	94,966	494,611	108,863	539,726
Machinery and mill work, including sewing machines.....		1,478,414		889,330		1,156,808		1,105,310		1,116,192		1,064,135
Manures.....		929,412		1,316,553		1,933,776		2,392,385		2,340,212		2,788,355
Oil, kerosene.....		1,159,340		1,294,516		1,054,327		1,765,614		1,192,168		1,454,603
Onions.....	161,927	582,578	161,694	492,427	178,004	534,363	195,756	587,375	168,446	505,567	181,783	545,721
Opium.....	21,005	423,894	21,278	381,555	21,500	386,569	21,692	389,368	20,082	359,790	18,885	336,110
Poonac (cocoanut cake).....	325,019	1,403,283	346,049	1,360,355	388,470	1,353,873	404,871	1,619,871	378,994	1,515,977	346,503	1,386,024
Potatoes.....	90,652	401,631	84,482	393,682	85,654	358,568	82,007	345,025	82,796	366,527	93,883	418,850
Railway materials.....		594,767		83,850		341,406		40,584		118,499		136,950
Seeds, plants and roots (except for food).....		258,085		239,369		177,733		197,251		230,452		183,794

## SESSIONAL PAPER No. 10\*

Silk manufactures	771,076	533,286	577,295	465,165	417,655	423,715
Spirits—Brandy	289,550	319,635	357,279	321,780	342,501	338,075
Gin	216,272	62,365	78,014	71,572	80,270	220,875
Whiskey	220,491	477,188	501,254	77,784	493,897	491,601
Sugar, refined and unrefined Cwt.	1,965,803	2,009,016	2,105,646	2,224,082	2,909,026	2,964,582
Tea chests	1,097,682	1,243,464	1,539,257	1,679,270	1,568,767	1,923,068
Tea lead	1,234,682	1,131,263	560,227	2,624	498,797	557,756
Tobacco—Cigars	155,690	50,296	251,403	104,972	324,901	130,130
Other (except snuff)	303,376	297,011	275,614	242,787	163,866	169,715
Umbrellas and parasols	161,806	341,123	375,599	301,766	360,101	301,536
Wine	316,453	289,735	323,530	286,147	286,110	308,261
Wood and timber	898,919	773,820	1,103,073	843,652	651,934	793,865
Woollen manufactures	588,014	339,150	495,770	324,374	660,485	420,853
Coin and bullion	8,576,890	11,585,003	15,230,863	11,138,551	6,912,907	10,713,652
All other articles	17,115,084	16,287,221	17,358,915	16,729,391	20,943,559	21,940,677
Total imports	112,626,926	109,468,266	116,259,636	116,483,243	115,237,235	123,502,921

\* Included with all other articles subsequent to 1904.

7-8 EDWARD VII., A. 1908

## CEYLON.

TOTAL Quantities and Values of the Principal Articles of Merchandise Exported during the Years ended December 31, 1901 to 1906, inclusive.

NOTE:—Rs.=Rupee. Rupee=35'4 cts.

ARTICLES.	1901.		1902.		1903.		1904.		1905.		1906.	
	Quantity.	Value. Rs.	Quantity.	Value. Rs.	Quantity.	Value. Rs.	Quantity.	Value. Rs.	Quantity.	Value. Rs.	Quantity.	Value. Rs.
Areca nuts.....	104,215	1,611,546	90,691	1,001,009	117,537	1,174,639	144,881	1,943,126	125,565	1,525,916	158,991	2,098,765
Cluchona bark.....	499,955	49,998	307,063	27,635	171,855	12,030	162,666	11,385	152,397	10,667	296,820	11,872
Cinnamon.....	4,458,720	2,356,802	4,365,872	2,468,948	5,434,688	2,444,597	5,288,304	2,272,740	5,256,720	2,312,498	5,873,280	2,642,128
Coal and coke.....	15	15	280	5,000	1	220	660	739	3,749	81,760	127	2,900
Cocoa.....	47,471	2,321,331	61,476	2,537,764	59,098	2,248,145	67,355	2,448,354	69,431	2,433,556	55,621	2,052,414
Cocoanuts.....	773,391	711,918				649,635		923,356		945,894		924,680
" desiccated.....	125,949	2,314,708	239,460	2,870,949	164,150	3,104,609	163,016	3,094,433	184,039	3,301,491	181,807	3,404,000
Coffee, plantation.....	8,757	526,839	10,315	637,020	8,784	502,093	6,494	376,652	5,200	294,840	4,484	257,830
" native.....	171	7,241	45	1,914	110	4,638	79	3,345	29	1,131		
Coir and manufactures thereof.....	1,703,244	1,749,998		1,749,998		1,955,836		2,387,337		2,387,463		2,268,464
Copperah.....	457,571	4,540,693	377,624	4,068,947	732,015	7,551,546	723,015	7,973,545	391,438	4,904,209	448,700	5,601,387
Oils: Citronella.....	19,547,236	797,559	20,920,070	727,872	17,259,380	692,178	18,606,016	19,884,736	1,041,256	19,419,968	1,204,764	
" Cocanaut.....	474,188	7,601,253	551,397	10,007,860	687,623	11,022,596	510,964	9,197,352	505,428	8,445,702	539,002	9,545,725
Plumbago.....	446,960	9,609,642	503,778	10,516,366	482,105	6,026,316	516,234	6,452,924	712,848	7,170,321	701,845	10,457,490
Poonac.....	206,074	939,602	254,509	1,283,264	305,884	1,499,370	243,673	1,097,989	265,993	1,038,296	263,937	1,064,838
Spirits, arrack.....	46,937	72,082	23,709	106,332	72,619	129,964	74,216	121,775	73,037	115,829	63,691	113,098
Tea.....	144,275,608	47,610,950	150,829,707	54,298,934	149,227,236	58,198,622	157,929,342	56,834,563	170,183,572	59,364,250	170,527,146	61,389,772
Timber.....		286,897		333,635		266,506		416,488		219,817		259,382
Tobacco, unmanufactured.....	28,283	674,181	43,982	1,029,806	37,073	894,712	38,586	924,295	41,230	989,232	39,201	915,608
Coin and bullion.....		2,658,178		1,168,500		6,536,612		3,157,050		300,350		2,805,270
All other articles.....		3,423,156		3,819,259		3,868,934		3,716,722		5,465,041		5,502,217
Totals.....		89,909,288		99,402,890		108,764,335		104,265,926		102,490,059		112,516,914
Coal for use of steamers.....		12,431,060		12,497,280		11,293,240		13,400,740		13,564,780		13,814,240
Total exports.....		102,840,348		111,900,170		120,057,575		117,666,666		116,054,839		126,331,154

SESSIONAL PAPER No. 10\*

## FJL.

VALUE of the Total Imports and Exports from and to each Principal Country during the Years ended December 31, 1902 to 1906, inclusive.

IMPORTS.					EXPORTS.				
1902.	1903.	1904.	1905.	1906.	COUNTRIES.				
\$	\$	\$	\$	\$					
505,899	148,759	59,427	57,241	208,823	<i>British Empire.</i>				
20,970	101,757	59,427	57,241	84,923	Great Britain.....				
1,476,425	1,624,590	1,607,231	1,652,229	1,836,442	Canada.....				
289,697	314,848	236,038	293,606	531,882	New South Wales.....				
67,230	84,969	78,456	92,008	106,752	New Zealand.....				
2,360,221	2,274,923	2,031,152	2,095,084	2,768,822	Victoria.....				
					Other British Possessions.....				
					Totals, British Empire.....				
					<i>Foreign Countries.</i>				
					Russia.....				
135,494	36,519	20,308	32,383	192,059	United States.....				
68,274	68,825	89,848	27,745	5,333	Other Foreign Countries.....				
203,768	105,344	110,156	60,128	197,392	Totals, Foreign Countries.....				
2,360,221	2,274,923	2,031,152	2,095,084	2,768,822	Totals, British Empire.....				
2,563,989	2,380,267	2,141,308	2,155,212	2,966,214	Grand totals.....				



## FLII.

TOTAL Quantities and Values of the Principal Articles of Merchandise Imported during the Years ended December 31, 1902 to 1906, inclusive.

ARTICLES.	1902.		1903.		1904.		1905.		1906.	
	Quantity.	Value. \$	Quantity.	Value. \$	Quantity.	Value. \$	Quantity.	Value. \$	Quantity.	Value. \$
Bags and sugar mats.....	.....	46,239	.....	56,112	.....	75,745	.....	71,686	.....	61,325
Books and stationery.....	.....	33,682	.....	31,301	.....	30,869	.....	32,168	.....	32,538
Breadstuffs and biscuits.....	.....	150,935	.....	174,877	.....	169,963	.....	152,263	.....	190,162
Butter.....	.....	35,434	.....	41,775	.....	35,186	.....	42,934	.....	52,374
Coal.....	.....	67,257	.....	104,692	.....	95,328	.....	113,164	.....	86,567
Drapery.....	.....	371,511	.....	381,926	.....	370,197	.....	368,732	.....	489,318
Drugs.....	.....	23,204	.....	31,823	.....	25,681	.....	24,201	.....	23,700
Galvanized iron and goods.....	.....	50,286	.....	49,367	.....	53,197	.....	52,350	.....	73,598
Glassware and crockery.....	.....	16,799	.....	14,390	.....	10,677	.....	13,208	.....	13,694
Hardware and cutlery.....	.....	217,733	.....	231,001	.....	178,461	.....	148,331	.....	233,658
Leather and manufactures of.....	.....	42,291	.....	37,249	.....	36,060	.....	42,145	.....	46,885
Liquors.....	.....	62,641	.....	62,413	.....	66,039	.....	64,308	.....	71,803
Live stock.....	.....	101,976	.....	44,423	.....	52,224	.....	83,107	.....	137,489
Machinery.....	.....	428,218	.....	297,680	.....	109,062	.....	135,094	.....	312,921
Manure.....	.....	20,882	.....	35,638	.....	76,616	.....	20,609	.....	63,232
Meats.....	.....	57,071	.....	57,757	.....	54,507	.....	46,666	.....	71,472
Oils.....	.....	51,335	.....	67,096	.....	56,234	.....	64,943	.....	72,860
Rice.....	.....	39,298	.....	53,918	.....	54,914	.....	36,737	.....	71,802
Sugar.....	.....	7,821	.....	6,856	.....	17,442	.....	25,696	.....	24,318
Timber.....	.....	128,626	.....	103,232	.....	77,234	.....	87,040	.....	129,239
Vegetables and green fruits.....	.....	20,215	.....	21,072	.....	17,355	.....	33,755	.....	32,743
All other articles, including goods re-exported.....	.....	590,325	.....	539,667	.....	478,267	.....	496,071	.....	614,576
Total imports.....	.....	2,563,989	.....	2,380,267	.....	2,141,308	.....	2,155,212	.....	2,966,214

SESSIONAL PAPER No. 10\*

## PLI.

TOTAL. Quantities and Values of the Principal Articles of Merchandise Exported during the Years ended December 31, 1902 to 1906, inclusive.

ARTICLES.	1902.		1903.		1904.		1905.		1906.	
	Quantity.	Value.	Quantity.	Value.	Quantity.	Value.	Quantity.	Value.	Quantity.	Value.
Cocoanuts.....	1,379	1,768	4,099	5,110	2,654	3,032	2,744	3,587	4,577	7,464
Copra.....	11,872	726,165	9,851	506,371	7,729	437,479	10,511	632,335	10,119	723,740
Fruits, green.....		122,766		156,522		107,562		141,113		473,365
Maize.....	6,012	4,078	6,800	5,134	1,789	847	1,271	764	3,306	2,131
Peanuts.....	73	4,687	26	1,752	29	2,507	55	3,864	28	3,382
Pearl shell.....	10	3,850	14	5,036	1	294	6	968	11	1,265
Shell, tortoise.....	14	6,219	11	4,870	14	6,540	15	6,467	20	10,390
Spirits, colonial distilled.....	29,299	17,418	4,946	1,820						
Sugar.....	35,906	1,692,096	46,438	1,977,418	52,138	2,284,369	58,488	2,626,024	38,523	1,689,696
All other articles.....		25,510		35,540		28,719		22,765		23,160
Total exports.....		2,604,497		2,699,573		2,871,289		3,437,827		2,936,593



GOLD COAST.

TOTAL Quantities and Values of the Principal Articles of Merchandise Imported during the Years ended December 31, 1902 to 1906, inclusive.

ARTICLES.	1902.		1903.		1904.		1905.		1906.	
	Quantity.	Value.	Quantity.	Value.	Quantity.	Value.	Quantity.	Value.	Quantity.	Value.
Apparel, wearing		365,521		297,548		346,336		253,884		
Beads		123,856		117,165		126,139		87,857		
Beef and pork		119,929		38,558		57,105		45,638		
Building material		296,751		239,649		151,917		108,029		
Carriages and carts		45,917		61,979		3,935		22,021		
Coal	2,927	44,481	5,366	72,640	3,935	48,122	9,582	101,448		
Coopers stores		131,176		109,972		70,440		51,717		
Cordage		81,329		112,410		111,626		103,639		
Cotton goods, including twist and yarn		1,845,810		1,610,427		1,814,238		1,752,117		
Floor	22,339	123,920	31,868	291,451	29,633	263,613	22,851	177,895		
Furniture		101,563		97,503		90,890		70,902		
Gunpowder	2,019	1,611	2,833	277	73,338	9,674	92,379	7,041		
Guns and pistols		23,340		24,236		13,490		18,326		
Hardware and cutlery		267,467		268,129		258,921		189,422		
Machinery		783,528		1,237,009		834,392		416,717		
Oil, kerosene	501,481	73,063	610,327	105,650	845,101	142,841	714,465	121,924		
Perfumery		109,704		98,992		121,982		85,612		
Provisions		1,081,296		927,275		621,292		343,407		
Railway plant and rolling stock		275,292		105,933		32,383		14,497		
Salt	3,495	45,815	2,383	27,846	72,635	40,739	2,013	27,890		
Silk goods		188,238		164,138		192,808		156,580		
Soap	2,576,199	75,740	3,144,828	102,136	3,252,614	98,914	3,487,339	88,081		
Spirits: Gin and Geneva		240,661		239,045		492,603		268,891		
Whisky	791,298	344,842	772,465	349,141	661,730	291,951	592,864	249,239		
Tobacco, all kinds	19,698	60,176	22,071	59,695	23,889	53,816	18,900	53,133		
Woollen goods, including twist and yarn	1,240,145	204,010	1,180,877	290,117	1,400,543	218,065	1,004,246	161,824		
Coin and bullion		97,275		78,869		73,865		63,597		
All other articles		1,848,611		1,231,001		1,342,470		512,980		
Total imports		10,343,324		10,135,047		9,742,370		7,282,136		
										10,020,170

Details not to hand.

Details not to hand.





GRENADA.

VALUE of the Total Imports and Exports from and to each Principal Country during the Years ended December 31, 1902 to 1906, inclusive. (*Including Coin and Bullion.*)

IMPORTS.						EXPORTS.					
COUNTRIES.											
	1902.	1903.	1904.	1905.	1906.		1902.	1903.	1904.	1905.	1906.
	£	£	£	£	£		£	£	£	£	£
	513,064	545,742	576,821	487,066	421,604	<i>British Empire.</i>	1,291,222	982,088	1,018,642	885,592	583,523
	98,331	65,554	127,463	101,551	117,101	Great Britain.....	6,560	3,995	6,603	5,173	6,744
	44,481	76,334	57,480	103,918	74,251	Barbados .....		252		3,918	2,578
	95,902	57,329	77,429	78,951	98,136	Canada.....	15,997	38,106	13,305	20,449	18,610
	8,682	14,231	19,189	26,757	37,757	Trinidad .....	28,681	17,235	5,964	4,764	7,627
	760,460	759,190	852,382	801,243	748,849	Other British Possessions.....		1,041,676	1,044,514	919,896	618,782
						Totals, British Empire .....					
						<i>Foreign Countries.</i>					
	1,491	1,932	4,131	1,869	3,398	France.....	30,548	81,817	218,372	164,391	174,514
	390,876	373,586	370,260	338,560	325,565	United States.....	128,723	252,925	297,479	287,108	217,442
	10,336	11,105	20,100	13,174	9,670	Other Foreign Countries.....	6,861	3,568	5,563	10,522	11,992
	403,193	386,617	394,794	353,403	338,603	Totals, Foreign Countries.....	166,132	338,340	521,414	462,021	403,948
	760,460	759,190	852,382	801,243	748,849	Totals, British Empire.....	1,345,463	1,041,676	1,044,514	919,896	618,782
	1,163,653	1,145,897	1,217,176	1,154,646	1,087,452	Grand totals .....	1,511,595	1,380,016	1,565,928	1,381,917	1,022,730

## GRENADA.

TOTAL Quantities and Values of the Principal Articles of Merchandise Imported during the Years ended December 31, 1902 to 1906, inclusive.

ARTICLES.	1902.		1903.		1904.		1905.		1906.	
	Quantity.	Value.	Quantity.	Value.	Quantity.	Value.	Quantity.	Value.	Quantity.	Value.
Animals, living.....	No.	\$		\$		\$		\$		\$
Boots and shoes.....	289	13,529	128	6,112	140	10,040	184	12,711	81	3,961
Bread.....		24,123		23,340		26,737		16,420		21,380
Butter.....	308,325	11,908	292,076	11,208	495,527	19,184	478,220	18,771	411,217	15,393
Cheese.....	26,863	7,902	30,275	8,628	33,369	9,465	32,406	9,747	31,886	9,800
Earthenware and glassware.....		4,890		5,022		5,723		5,416		4,618
Fish.....		13,636		13,242		16,303		11,899		11,023
Flour, wheaten.....		64,322		50,705		73,779		77,219		60,162
Malt liquor.....	30,252	120,031	30,725	143,858	26,670	155,743	26,316	153,581	29,387	140,783
Meat.....		9,903		9,553		8,954		6,978		6,492
Meals.....	114,407	3,090	100,387	3,085	105,885	2,618		4,180		5,354
Metal manufactures—	481,014	46,214	459,288	39,225	633,666	46,263	604,204	44,442	518,747	41,902
Hardware.....		14,585		13,359		21,077		63,797		68,089
Other.....		58,040		62,809		60,580		18,001		19,461
Oats.....	24,931	19,243	23,046	15,413	28,398	18,877	26,922	31,258	26,865	34,713
Oils.....	128,419	37,983	117,125	35,872	117,011	33,001	106,675	108,209	115,095	31,696
Rice.....	896,010	23,336	1,024,830	24,240	1,268,962	30,246	1,341,361	30,713	1,159,095	2,482
Shingles.....	1,501,475	9,748	1,607,750	3,250	544,200	2,195	1,225,150	5,790	813,550	15,447
Soap.....	437,351	17,710	468,963	18,634	541,007	21,179		18,814		17,432
Spirits.....	10,418	27,117	17,922	25,365	17,199	24,737	9,916	21,086	7,858	14,487
Sugar.....	1,323,042	39,834	933,797	26,927	1,082,682	33,035	1,129,670	38,514	1,180,607	84,514
Timber, sawn.....	2,674,680	68,376	2,289,075	69,237	1,703,838	52,408	1,650,607	46,764	1,227,784	37,337
Tobacco.....	86,923	13,150	79,739	14,789	88,522	16,600	108,537	13,797	109,215	13,481
Wearing apparel and haberdashery.....		31,828		35,366		45,815		31,594		51,426
Wine.....		6,516		6,034		7,752		6,253		4,867
Coin and bullion.....		1,718		9,275		18,683		31,371		34,680
All other articles.....		472,911		469,229		486,182		433,530		400,939
Total imports.....		1,163,653		1,145,807		1,247,176		1,154,646		1,087,452

SESSIONAL PAPER No. 10\*

## GRENADA.

TOTAL Quantities and Values of the Principal Articles of Merchandise Exported during the Years ended December 31, 1902 to 1906, inclusive.

ARTICLES.	1902.		1903.		1904.		1905.		1906.	
	Quantity.	Value.	Quantity.	Value.	Quantity.	Value.	Quantity.	Value.	Quantity.	Value.
Animals, living . . . . .	2,673	5,265	2,689	5,776	12,348	8,755	11,036	6,418	8,017	8,774
Cocoa . . . . .	102,202	1,305,468	93,040	1,123,991	117,791	1,324,832	103,092	1,186,444	73,732	810,485
Cotton, raw . . . . .	2,212	16,293	2,687	20,464	2,806	33,760	1,899	13,237	2,779	32,616
Firewood . . . . .	538	1,212	742	1,387	759	1,947	515	1,076	385	760
Fruits . . . . .		3,465		1,241		2,092		1,475		1,290
Spices—										
Nutmegs . . . . .	5,998	103,791	6,944	127,005	5,908	138,222	7,947	115,787	7,263	100,350
Other . . . . .	840	20,414	1,014	26,969	1,006	26,104	914	20,439	904	21,029
Timber . . . . .		8,492		12,220		3,131		1,051		5,086
Coin and bullion . . . . .		14,649		31,473				4,623		11,324
All other articles . . . . .		32,633		20,490		25,082		31,367		31,016
Total exports . . . . .		4,511,595		1,380,016		1,565,928		1,381,917		1,022,730



TOTAL Quantities and Values of the Principal Articles of Merchandise Imported during the Years ended March 31, 1903 to 1907, inclusive.

ARTICLES.	1902-3.		1903-4.		1904-5.		1905-6.		1906-7.	
	Quantity.	Value.	Quantity.	Value.	Quantity.	Value.	Quantity.	Value.	Quantity.	Value.
Agricultural implements.....	.....	\$ 42,559	.....	\$ 56,429	.....	\$ 28,917	.....	\$ 294,700	.....	\$
Apparel and slops. ....	.....	365,195	.....	331,756	.....	229,868	.....	148,017	.....	135,789
Ale and beer.....	241,777	.....	212,613	.....	182,957	.....	173,821	.....	243,671	.....
Bacon and hams.....	217,573	.....	335,258	.....	38,695	.....	32,349	.....	66,566	.....
Beef, wet or salted.....	5,311	.....	81,093	.....	74,080	.....	6,827	.....	21,138	.....
Boots and shoes.....	.....	316,303	23,794	.....	289,491	.....	245,266	.....	30,028	.....
Doz. prs. ....	.....	80,303	32,313	.....	110,127	.....	115,189	.....	77,204	.....
Bread and biscuits.....	25,748	.....	8,978	.....	7,691	.....	7,108	.....	169,704	.....
Butter and its compounds.....	8,154	.....	86,465	.....	458,410	.....	399,723	.....	146,866	.....
Coal and coke.....	89,490	.....	151,616	.....	183,360	.....	201,183	.....	103,464	.....
Corn, Indian.....	191,716	.....	64,634	.....	39,871	.....	31,403	.....	1,469,027	.....
Comm. Indian.....	19,318	.....	1,691,606	.....	1,226,259	.....	1,088,659	.....	121,010	.....
Cotton manufactures.....	.....	110,551	.....	113,315	.....	97,897	.....	485,839	.....	72,762
Drugs and medicines.....	.....	567,258	.....	594,478	.....	425,463	.....	321,034	.....	54,871
Fish, dried or salted.....	137,805	.....	125,700	.....	78,057	.....	222,382	.....	703,447	.....
Fish, wet.....	46,520	.....	40,426	.....	46,482	.....	777,337	.....	206,444	.....
Flour, wheat.....	167,990	.....	216,834	.....	169,707	.....	163,905	.....	199,353	.....
Hardware and millinery.....	.....	735,801	.....	1,028,881	.....	183,628	.....	116,780	.....	Details not to hand.
Hats of all kinds.....	.....	207,189	.....	224,611	.....	92,560	.....	.....	.....	Details not to hand.
Hardware and cutlery.....	.....	243,694	.....	219,803	.....	.....	.....	.....	.....	.....
Hats of all kinds.....	.....	113,461	.....	118,275	.....	.....	.....	.....	.....	.....
Iron or steel —	.....	.....	.....	.....	.....	.....	.....	.....	.....	.....
Galvanized iron.....	.....	33,560	.....	70,075	.....	26,066	.....	.....	.....	.....
Linen manufactures.....	.....	185,527	.....	18,892	.....	25,681	.....	.....	.....	.....
Lumber.....	7,516,300	.....	10,791,778	.....	6,857,408	.....	7,216,325	.....	.....	.....
Macinery.....	.....	169,866	.....	185,633	.....	148,394	.....	.....	.....	.....
Milk, condensed.....	.....	137,415	.....	154,186	.....	191,241	.....	.....	.....	.....
Oil — Petroleum.....	843,824	.....	791,970	.....	765,330	.....	759,993	.....	.....	.....
Pork, wet or salted.....	5,131	.....	5,800	.....	6,429	.....	6,260	.....	.....	.....
Railway and runway material.....	.....	48,700	.....	84,689	.....	87,620	.....	.....	.....	.....
Rice.....	7,621,077	.....	12,521,736	.....	40,802	.....	50,399	.....	.....	.....
Shooks.....	.....	162,264	.....	274,222	.....	273,653	.....	215,544	.....	.....
Soap.....	4,847,244	.....	3,815,479	.....	136,475	.....	133,016	.....	.....	.....
Tobacco.....	144,310	.....	146,311	.....	122,979	.....	176,842	.....	.....	.....
Woolens.....	.....	213,417	.....	195,226	.....	152,866	.....	163,880	.....	.....
Coin and bullion.....	.....	133,168	.....	16,451	.....	16,128	.....	102,711	.....	.....
All other articles.....	.....	2,163,392	.....	2,272,432	.....	1,484,389	.....	.....	.....	.....
Total imports.....	.....	9,876,880	.....	9,803,788	.....	8,187,466	.....	9,450,764	.....	11,005,846





SESSIONAL PAPER No. 10\*

## LAGOS.

VALUE of the Total Imports and Exports from and to each Principal Country during the Years ended December 31, 1902 to 1906, inclusive. (*Including Coin and Bullion.*)

IMPORTS.					COUNTRIES.	EXPORTS.				
1902.	1903.	1904.	1905.	1906.		1902.	1903.	1904.	1905.	1906.
£	£	£	£	£		£	£	£	£	£
3,374,678	3,130,521	3,299,191	3,897,528		<i>British Empire.</i>	1,763,592	1,782,032	1,490,977	1,452,476	Details not to hand.
166,352	191,800	201,126	421,510			225,078	560,810	390,253	148,508	
10,093	6,998	4,881	54,127			51,156	35,040	29,988	79,394	
9,715	17,851	51,953	77,997			75,264	130,266	428,953	657,204	
3,500,838	3,337,170	3,557,451	4,453,262			2,118,090	2,508,148	2,340,171	2,307,782	
					Totals, British Empire.....					
					<i>Foreign Countries.</i>					Details not to hand.
14,274	13,952	11,071	2,725			3,650	4,730	2,467	2,467	
194	4,273	9,529	10,555						15	
833,124	729,713	729,372	760,933			4,040,603	2,911,590	3,385,312	3,059,322	
18,921	6,813	6,613	522,815			229,668	115,552	150,477	167,326	
23,136	12,015	13,213	26,873		United States .....	2,711	2,384	5		
79,139	101,577	149,198	173,575		Other Foreign Countries.....	116,220	6,167	13,744	7,539	
					Totals, Foreign Countries.....	4,392,852	3,070,623	3,552,005	3,236,669	
3,500,838	3,337,170	3,557,451	4,453,262		Totals, British Empire .....	2,118,090	2,508,148	2,340,171	2,307,782	
4,529,626	4,205,513	4,476,477	5,950,788		..... (Grand totals .....	6,510,942	5,578,771	5,892,176	5,544,451	



SESSIONAL PAPER No. 10\*

## LAGOS.

Total Quantities and Values of the Principal Articles of Merchandise Exported during the Years ended December 31, 1902 to 1906, inclusive.

ARTICLES.	1902.		1903.		1904.		1905.		1906.	
	Quantity.	Value.	Quantity.	Value.	Quantity.	Value.	Quantity.	Value.	Quantity.	Value.
Cocoa.....	385,540	36,646	341,461	32,631	824,732	67,607	664,829	53,061		
Cotton, raw.....	12,359	730	280,841	34,606	862,850	60,001	1,281,072	76,027		
Cotton goods.....		75,088		59,466		79,579		105,193		
Country cloths.....		11,748		11,660		17,549		20,795		
Ivory.....	3,284	2,978	3,301	3,655	4,987	4,516	5,735	6,463		
Palm kernels.....	75,416	3,997,500	63,569	2,762,378	69,288	3,311,479	56,127	2,959,176		
Palm oil.....	5,240,157	1,618,103	3,174,060	1,062,135	3,196,412	1,065,354	2,765,909	881,762		
Potash.....		13,909		10,434		10,823		11,772		
Rubber.....	151,440	45,124	131,311	75,837	265,440	111,743	274,144	115,783		
Shea butter.....	58,283	5,757	85,265	13,138	284,704	15,491	498,102	23,914		
Spirits, rum.....	13,316	2,901	1,963	482	1,339	817	1,132	1,022		
Wood and timber—		162,026		273,346		125,807		53,842		
Malagany.....		380,486		1,077,353		750,967		866,129		
Coin and bullion.....		157,916		161,656		298,943		380,512		
All other articles.....										
Total exports.....		6,510,942		5,578,771		5,892,476		5,544,451		
									Returns not to hand.	
									Returns not to hand.	

## MAURITIUS.

VALUE of the Total Imports and Exports from and to each Principal Country during the Years ended December 31, 1902 to 1906, inclusive. (*Including Coin and Bullion.*)

NOTE :—Rs. = Rupees. Rupee = 32.4 cents.

IMPORTS.					COUNTRIES.					EXPORTS.					
1902.	1903.	1904.	1905.	1906.	<i>British Empire.</i>					1902.	1903.	1904.	1905.	1906.	
Rs.	Rs.	Rs.	Rs.	Rs.						Rs.	Rs.	Rs.	Rs.	Rs.	
8,224,250	10,307,582	11,108,714	7,357,174	8,971,262	Great Britain.....					4,365,353	4,318,861	6,288,850	2,564,944	3,098,753	
1,059,311	967,962	1,528,541	1,258,972	1,624,660	British Australasia—					1,095,201	961,729	711,057	695,776	963,241	
14,991,482	16,747,513	14,699,315	11,752,154	12,597,210	Australian Commonwealth.....					23,674,825	24,153,404	23,266,342	19,253,313	22,320,509	
40,586	29,274	23,010	10,487	3,363	New Zealand.....					5,548,531	3,881,065	7,640,576	2,097,648	5,798,316	
39,830	110,492	257,683	8,982	62,753	Canada.....					87,803	278,436	796,145	153,190	265,080	
63,905	66,283	71,734	54,880	38,834	Cape of Good Hope.....					1,454,712	883,079	313,171	1,233,647	3,077,187	
1,982	8,089	1,522	14,691	3,738	Ceylon.....					24,661	339,504	1,404,540	1,485,641	934,821	
.....	3,786	1,107	505	16,918	Hong Kong.....					290,431	247,419	235,460	108,663	183,940	
369,683	292,507	292,761	148,808	96,003	Natal.....					16,990	41,810	11,082	7,911	6,837	
306,934	211,593	560,184	261,567	353,456	Seychelles.....					21,927	25,675	262,881	85,527	110,075	
49,293	76,542	154,613	30,493	102,501	Straits Settlements.....					35,580,434	35,160,982	40,990,104	33,829,216	36,758,759	
25,147,256	28,731,623	28,009,184	20,898,828	23,800,698	Other British Possessions.....										
					Totals, British Empire.....										
					<i>Foreign Countries.</i>										
231,242	769,553	360,450	571,757	.....	Argentine Republic.....										
79,498	2,327,559	144,544	137,837	165,878	Belgium.....										
170,039	106,100	351,670	218,753	246,793	Chile.....										
316,538	235,635	292,427	184,669	191,933	China.....				352						
2,588,868	2,912,326	2,761,871	2,603,305	2,358,929	France.....				443,111	336,725	146,147	212,617	173,021		
171,111	1,550,816	516,846	349,669	458,244	Germany.....				1,100						6,549
51,857	136,892	126,197	63,780	44,804	Holland.....										
631,343	544,477	343,074	757,650	887,839	Madagascar.....				104,442	33,710	71,872	56,839	71,075		
79,638	89,793	76,621	73,184	48,065	Pondicherry.....				2,089	3,142	1,555	176	739		
179,009	225,187	217,603	197,987	210,367	Reunion.....				65,449	71,711	22,512	21,149	74,384		



[illegible]

7-8 EDWARD VII., A. 1908

## MAURITIUS.

TOTAL Quantities and Values of the Principal Articles of Merchandise Imported during the Years ended December 31, 1902 to 1906, inclusive.

NOTE :—Rs. = Rupees. Rupee = 32·4 cts. Kilog. = 2·204 lbs., Metre = 39·382 inches, and Litre = 2·202 galls.

ARTICLES.	1902.		1903.		1904.		1905.		1906.	
	Quantity.	Value.	Quantity.	Value.	Quantity.	Value.	Quantity.	Value.	Quantity.	Value.
		Rs.		Rs.		Rs.		Rs.		Rs.
Ammonia, sulphate of.....Kilog.	2,547,567	535,917	3,983,785	897,383	4,305,252	918,856	4,677,256	994,679	4,300,071	954,650
Apothecaries wares.....	.....	178,883	.....	176,707	.....	116,836	.....	181,211	.....	177,775
Apparel.....	.....	134,028	.....	128,646	.....	139,536	.....	150,899	.....	138,336
Bags.....No.	2,565,951	651,942	2,904,313	744,916	3,077,309	813,537	1,787,022	488,492	3,460,979	1,125,258
Beef, salted.....Kilog.	110,125	64,951	285,083	168,278	365,155	164,802	78,421	41,461	291,058	144,585
Coal.....	49,016,377	1,422,501	56,009,402	2,304,491	71,714,508	2,868,150	44,903,493	1,247,363	48,943,018	1,788,351
Coffee.....	393,986	176,118	396,690	173,651	215,377	99,748	329,524	169,392	262,435	129,511
Corn, grain, &c.—Rice.....	62,699,337	7,489,801	64,021,661	7,081,499	72,508,310	7,911,745	51,715,036	5,583,077	60,787,183	6,865,624
Wheat.....	307,025	35,688	201,315	24,026	347,207	33,958	432,000	46,382	410,649	46,643
Other grain and pulse (ex- cept flour of wheat).....	13,710,912	1,546,474	13,171,076	1,325,436	13,181,106	1,250,168	13,707,080	1,405,152	11,174,041	1,146,252
Cotton manufactures :—										
Plain.....Metres	6,759,505	775,309	4,096,255	532,051	5,218,103	702,955	5,252,590	704,561	4,937,394	802,577
Coloured.....	4,668,211	766,167	4,965,674	783,981	4,322,508	776,647	3,729,454	703,842	5,454,329	831,121
Fish, dried or salted.....Kilog.	743,497	213,685	631,576	253,960	853,795	335,990	650,109	152,751	600,222	186,448
Flour, wheat.....	6,763,666	929,369	7,295,394	967,384	9,293,931	1,301,847	5,901,727	783,762	9,807,878	1,360,375
Ghee (butter).....	172,233	133,923	147,053	131,262	145,924	132,135	112,904	109,847	145,903	151,332
Haberdashery, mercery and millinery.....	.....	587,275	.....	560,495	.....	747,963	.....	533,828	.....	613,311
Hardware and cutlery.....	.....	904,474	.....	1,155,827	.....	998,372	.....	564,804	.....	1,021,629
Iron, in bar, pig and sheet.....Kilog.	1,265,069	138,315	1,578,306	194,395	1,290,414	178,704	1,479,986	263,750	1,437,557	217,593
Lard.....	493,647	298,084	352,698	197,600	348,888	190,428	389,706	183,309	311,687	181,700
Leather, hides, skins, &c.....	.....	237,084	.....	251,192	.....	268,269	.....	234,083	.....	209,274
Lime.....Kilog.	709,559	60,320	315,828	25,954	649,880	43,932	329,143	26,927	515,473	37,964
Machinery and mill work.....	2,180,279	948,261	22,852,150	5,264,542	3,374,229	721,894	1,914,720	462,180	2,777,301	743,345
Manures :—										
Guanco.....	3,419,295	144,463	1,168,015	52,100	1,754,360	62,940	1,069,810	61,018	902,619	47,917
Other.....	3,285,316	408,045	3,224,754	374,515	4,289,690	472,460	3,815,345	439,638	3,286,201	401,748
Military articles.....	.....	1,343,621	.....	1,312,314	.....	1,663,811	.....	1,062,000	.....	694,987

## SESSIONAL PAPER No. 10\*

[illegible]

## MAURITIUS.

Total Quantities and Values of the Principal Articles Exported during the Years ended December 31,  
1902 to 1906, inclusive.

NOTE:—Rs.: Rupees. Rupee=32.4 cents. Kilog.=2.204 lbs., and Litre=.2202 galls.

ARTICLES.	1902.		1903.		1904.		1905.		1906.	
	Quantity.	Value. Rs.	Quantity.	Value. Rs.	Quantity.	Value. Rs.	Quantity.	Value. Rs.	Quantity.	Value. Rs.
Alao fibre, .....	2,144,609	901,804	1,518,684	530,032	1,920,078	603,384	1,673,922	543,035	1,949,878	709,233
Coal, .....	25	10	.....	.....	5,000	75	5,180	390	.....	.....
Grain, rice, .....	694,797	61,965	388,212	41,832	245,462	21,402	41,775	7,952	54,286	4,342
Oil, coconut, .....	581,198	146,862	599,232	126,384	714,832	173,306	556,813	132,453	677,953	164,913
Rum, .....	171,908	27,973	45,455	9,995	96,278	21,708	268,523	38,312	50,421	10,987
Sugar, raw, .....	150,305,678	28,866,254	170,416,541	32,543,203	197,825,666	38,219,304	164,194,858	32,588,335	186,389,239	35,626,267
Vanilla, .....	5,814	123,435	.....	88,191	3,998	80,855	5,268	86,658	4,128	28,605
Coin and bullion, .....	.....	4,403,260	.....	1,532,527	.....	1,840,336	.....	206,891	.....	1,008,977
All other articles, .....	.....	1,672,084	.....	798,433	.....	1,039,104	.....	1,123,996	.....	1,206,502
Total exports, ..	.....	36,203,647	.....	35,670,597	.....	42,005,674	.....	34,728,022	.....	38,759,826

SESSIONAL PAPER No. 10\*

## NEWFOUNDLAND (including Labrador).

Value of the Total Imports and Exports from and to each Principal Country during the Years ended June 30, 1902 to 1906, inclusive.  
(Including Coin and Bullion.)

IMPORTS.					EXPORTS.				
1901-2.	1902-3.	1903-4.	1904-5.	1905-6.	COUNTRIES.				
£	£	£	£	£	1901-2.	1902-3.	1903-4.	1904-5.	1905-6.
					£	£	£	£	£
					<i>British Empire.</i>				
2,244,179	2,143,464	2,479,138	2,654,908	2,651,196	2,104,432	2,173,090	1,903,995	1,910,945	1,602,612
179,226	237,573	236,631	378,267	222,727	142,652	492,358	381,982	385,401	477,147
2,612,013	2,880,898	3,423,225	4,105,570	3,521,439	1,045,109	1,102,639	1,102,708	1,135,818	1,777,169
.....	.....	.....	.....	6	698,089	773,681	762,899	902,345	236,481
20,166	23,462	36,346	43,512	50,213	673	12,276	7,207	8,960	20,017
5,055,614	5,274,397	6,175,340	7,182,257	6,146,081	4,292,465	4,554,064	4,248,791	4,373,639	4,113,426
					<i>Foreign Countries.</i>				
149	190	557	310	2,693	1,711,520	1,294,924	1,578,163	1,369,761	1,849,082
81,074	95,636	77,363	86,117	60,638	159,171	224,305	153,510	107,453	115,783
3,132	3,132	713	956	1,450	112,639	221,278	464,660	546,022	1,266,813
25,724	39,895	37,845	22,636	25,957	1,452,914	1,603,431	1,713,636	1,801,674	1,847,463
80,314	79,297	71,488	109,217	113,841	251,676	336,243	348,262	512,738	806,673
14,566	12,372	8,622	9,968	11,074	11,303	8,232	6,957	4,169	8,202
2,501,806	2,929,914	2,991,022	2,750,115	3,609,192	1,297,461	1,357,031	1,470,497	1,418,624	1,278,997
72,770	51,202	86,011	117,718	143,348	353,912	376,906	398,021	535,602	799,837
2,781,071	3,205,548	3,273,324	3,097,037	3,968,193	5,260,659	5,422,410	6,133,106	6,295,613	7,972,850
5,055,614	5,274,397	6,175,310	7,182,257	6,146,081	4,292,465	4,554,064	4,248,791	4,373,639	4,113,426
7,836,685	8,179,915	9,448,664	10,279,294	10,411,271	9,552,524	9,973,504	10,381,897	10,609,342	12,086,276



7-8 EDWARD VII., A. 1908

## NEUFUNDLAND (including Labrador).

TOTAL Quantities and Values of the Principal Articles of Merchandise Imported during the Years ended June 30, 1902 to 1906, inclusive.

ARTICLES.	1901-2.		1902-3.		1903-4.		1904-5.		1905-6.	
	Quantity.	Value. \$	Quantity.	Value. \$	Quantity.	Value. \$	Quantity.	Value. \$	Quantity.	Value. \$
Ale, beer and porter.....	11,834	7,747	10,222	6,690	8,521	7,218	12,384	8,742	11,950	9,582
Animals, living.....	5,474	17,105	6,050	124,586	6,371	160,684	6,761	132,476	6,052	134,245
Articles for religious purposes.....	.....	12,930	.....	16,380	.....	39,615	.....	23,561	.....	36,419
Bread and biscuits.....	.....	10,870	.....	7,808	.....	7,983	.....	7,063	.....	10,253
Cabinet wares.....	.....	39,752	.....	34,005	.....	45,174	.....	51,122	.....	65,588
Coal and coke.....	109,728	345,968	135,505	427,367	163,841	512,418	168,817	515,915	173,429	526,627
Explosives.....	.....	8,485	.....	7,354	.....	11,700	.....	9,034	.....	7,897
Fruits :—Apples, green.....	10,447	29,297	11,900	27,502	14,775	33,524	18,506	31,796	12,024	32,774
Oranges, &c.....	.....	27,360	.....	29,074	.....	32,561	.....	39,033	.....	38,979
Fruit, dried including apples.....	824,642	38,872	1,064,402	50,612	1,410,759	65,075	1,503,656	59,451	1,484,007	61,031
Grain :—Oats.....	197,772	87,528	274,947	114,244	345,888	142,387	378,406	159,985	320,548	135,700
Pease.....	.....	26,195	.....	23,338	.....	27,872	.....	30,075	.....	33,565
Grain products :—										
Flour.....	368,459	1,326,676	383,697	1,384,113	391,936	1,614,022	371,407	1,844,847	411,781	1,822,271
Meal, Indian.....	4,637	13,100	2,378	7,314	3,057	8,971	2,416	7,178	2,289	6,626
Oatmeal.....	635,708	15,171	762,896	17,949	576,725	13,909	804,500	20,355	697,195	17,244
Hay.....	1,169	14,184	1,766	19,523	4,445	58,310	6,853	73,633	3,748	40,352
Hardware.....	.....	260,574	.....	247,242	.....	323,493	.....	320,300	.....	305,086
India rubber goods.....	.....	44,173	.....	44,467	.....	65,392	.....	80,687	.....	67,479
Leather.....	.....	200,780	.....	171,784	.....	186,909	.....	196,685	.....	220,296
Leatherware.....	.....	101,768	.....	108,461	.....	121,940	.....	120,654	.....	115,168
Lumber and timber.....	.....	60,403	.....	83,121	.....	112,477	.....	105,237	.....	56,018
Machinery.....	.....	258,108	.....	445,092	.....	411,085	.....	342,455	.....	370,556
Medicines.....	.....	60,697	.....	67,591	.....	73,663	.....	77,784	.....	84,969
Molasses.....	1,166,607	181,773	1,053,562	236,674	1,153,392	237,930	1,437,143	372,480	1,058,036	224,237
Oiled clothes.....	.....	36,148	.....	29,756	.....	26,541	.....	16,832	.....	19,053
Oils :—Kerosene.....	707,436	72,167	734,222	82,007	785,418	100,527	844,400	102,643	907,356	106,307
Oleum oil.....	.....	138,768	.....	177,499	.....	121,876	.....	146,637	.....	200,752
Other oils.....	.....	52,174	.....	60,046	.....	63,933	.....	63,933	.....	73,289
Paints.....	.....	61,797	.....	63,538	.....	67,610	.....	77,080	.....	91,326
Provisions :—										
Butter, including butter substitutes.....	618,773	112,751	594,836	117,360	658,869	119,574	649,309	116,788	713,599	140,031
Cheese.....	230,113	23,255	261,381	23,149	356,128	36,682	377,426	36,915	329,046	39,088

## SESSIONAL PAPER No. 10\*

Lard.....	21,373	2,533	3,386	55,028	48,319	68,838
Meats:—Beef, salted.....	344,992	219,128	266,341	213,485	240,843	319,143
Fresh meat and poultry.....	25,338	27,946	23,302	21,514	38,491	58,580
Pork.....	274,432	388,474	386,856	385,139	362,969	460,231
Bacon and ham.....	50,600	132,535	177,839	37,759	44,327	44,427
Ready-made clothing.....		196,909	177,839	188,700	215,210	209,560
Salt, coarse.....		132,535	116,108	102,696	148,037	136,693
Soap.....		39,270	29,639	26,522	30,693	37,023
Spirits:—Rum.....		13,794	12,069	12,860	15,301	17,833
Whiskey.....		26,470	30,492	30,618	36,726	31,667
Sugar.....		17,869	123,063	108,450	180,530	213,309
Tea.....		5,759,069	130,581	4,372,189	5,746,774	7,761,630
Tinware.....		955,980	154,340	1,117,909	1,086,730	1,086,730
Tobacco.....		16,324	18,773	18,526	23,199	20,121
Vegetables:—Potatoes.....		83,033	111,276	77,187	111,666	105,445
Woodlens, cottons, silks and linens.....		28,953	33,334	23,916	23,745	31,362
All other articles.....		1,050,635	975,991	1,159,564	1,247,152	1,643,582
		1,512,191	1,665,882	1,802,120	1,891,185	1,653,628
Totals (indso).....		7,812,887	8,452,201	9,321,655	10,021,192	10,322,853
Coin and bullion.....		23,748	27,744	127,009	258,102	91,421
Total imports.....		7,836,685	8,479,945	9,448,664	10,279,294	10,414,274

## NEWFOUNDLAND (including Labrador).

TOTAL Quantities and Values of the Principal Articles of Merchandise Exported during the Years ended June 30, 1902 to 1906, inclusive.

ARTICLES.	1901-2.		1902-3.		1903-4.		1904-5.		1905-6.	
	Quantity.	Value.	Quantity.	Value.	Quantity.	Value.	Quantity.	Value.	Quantity.	Value.
Coal.....	97	296	38	185	4	18	.....	.....	.....	.....
Codfish, dry.....	1,288,955	5,509,728	1,429,274	5,633,072	1,360,373	5,943,063	1,196,814	6,108,618	1,481,025	7,864,719
Herrings, pickled.....	71,311	222,024	79,985	257,151	84,646	234,885	80,113	225,054	66,716	208,264
Loobsters, canned.....	38,369	412,256	31,881	387,466	31,375	410,405	43,522	512,662	32,328	376,490
Oil, cod, unrefined.....	5,772	441,070	5,651	445,447	3,331	287,045	2,057	168,184	4,769	334,352
Oil, cod liver.....	20,164	11,142	44,407	37,240	191,403	482,792	114,506	137,265	59,781	34,995
Oil, seal.....	3,944	379,445	4,375	453,684	2,748	303,067	3,783	374,974	3,741	297,430
Oil, whale.....	1,276	379,585	2,664	256,372	3,707	297,415	6,306	384,062	3,780	222,761
ORES:—										
Copper.....	82,930	480,643	72,152	378,041	73,002	403,971	81,492	448,400	71,054	375,520
Iron.....	730,040	730,040	692,464	692,825	526,285	526,285	635,350	635,350	708,430	708,430
Iron pyrites.....	10,684	49,635	20,136	107,439	57,923	311,162	68,970	410,514	53,974	334,075
Skins, seal.....	528,150	420,869	341,305	325,137	243,639	258,987	315,685	370,261	283,400	314,048
All other articles.....	.....	465,760	.....	878,819	.....	921,236	.....	891,820	.....	934,904
Totals (mdse).....	.....	9,502,493	.....	9,912,878	.....	10,380,391	.....	10,667,164	.....	12,086,276
Coin and bullion.....	.....	50,031	.....	63,626	.....	1,506	.....	2,178	.....	.....
Total exports.....	.....	9,552,524	.....	9,976,504	.....	10,381,897	.....	10,669,342	.....	12,086,276

NEW ZEALAND.

VALUE of the Total Imports and Exports from and to each Principal Country during the Years ended December 31, 1902 to 1906, inclusive. (*Including Coin and Bullion.*)

IMPORTS.				COUNTRIES.				EXPORTS.			
1902.		1903.		1904.		1905.		1906.		1907.	
£	%	£	%	£	%	£	%	£	%	£	%
33,343,733	36,561,651	38,847,388	43,815,715	43,815,715	43,815,715	43,815,715	43,815,715	43,815,715	43,815,715	43,815,715	43,815,715
1,403,026	1,246,406	1,110,549	1,487,123	1,490,110	1,490,110	1,490,110	1,490,110	1,490,110	1,490,110	1,490,110	1,490,110
4,103	949	2,867	1,917	1,382	1,382	1,382	1,382	1,382	1,382	1,382	1,382
612,609	676,297	840,760	875,070	921,292	921,292	921,292	921,292	921,292	921,292	921,292	921,292
259,753	332,534	552,293	467,779	764,495	764,495	764,495	764,495	764,495	764,495	764,495	764,495
1,596,130	2,248,341	2,513,823	2,222,251	1,839,843	1,839,843	1,839,843	1,839,843	1,839,843	1,839,843	1,839,843	1,839,843
657	211	290	282	350	350	350	350	350	350	350	350
1,241,752	3,981,751	5,727,176	5,009,084	7,419,583	7,419,583	7,419,583	7,419,583	7,419,583	7,419,583	7,419,583	7,419,583
34,023	10,813	17,155	13,811	23,837	23,837	23,837	23,837	23,837	23,837	23,837	23,837
229,390	192,851	194,263	171,632	269,358	269,358	269,358	269,358	269,358	269,358	269,358	269,358
165,111	169,413	180,874	285,006	274,105	274,105	274,105	274,105	274,105	274,105	274,105	274,105
3,611,796	3,971,215	2,434,025	3,177,451	5,733,463	5,733,463	5,733,463	5,733,463	5,733,463	5,733,463	5,733,463	5,733,463
35,702	161,457	158,682	87,104	150,171	150,171	150,171	150,171	150,171	150,171	150,171	150,171
280,808	297,096	297,189	222,288	391,798	391,798	391,798	391,798	391,798	391,798	391,798	391,798
51,820,958	53,677,844	52,120,257	62,731,412	Totals, British Empire							
45,848,657	617,947	584,321	380,335	Foreign Countries.							
619,682	24	15	566,280	Argentine Republic.							
60,833	24,357	21,608	21,412	Belgium.							
173,117	208,123	268,292	329,420	China.							
1,024,725	1,334,911	1,562,846	1,350,339	France.							
68,065	106,283	82,836	103,563	Germany.							
50,435	143,021	81,565	385,732	Greece.							
272,456	419,468	411,861	113,641	Holland.							
51,161	99,771	92,496	77,886	Italy.							
33,109	86,427	115,518	201,850	Norway and Sweden.							
134,987	76,839	145,518	184,110	Pacific Islands.							
6,418,826	7,011,608	7,433,826	7,000,705	United States.							
501,291	316,946	242,040	291,670	Other Foreign Countries.							
9,274,728	10,417,260	11,008,400	13,297,416	Totals, Foreign Countries							
45,848,657	51,820,958	53,677,844	62,731,412	Totals, British Empire.							
55,123,385	62,228,218	64,686,244	74,028,828	Grand totals.							



7-8 EDWARD VII., A. 1908

## NEW ZEALAND.

TOTAL Quantities and Values of the Principal Articles of Merchandise Imported during the Years ended December 31, 1902 to 1906, inclusive.

ARTICLES.	1902.		1903.		1904.		1905.		1906.	
	Quantity.	Value.	Quantity.	Value.	Quantity.	Value.	Quantity.	Value.	Quantity.	Value.
Ale and beer .....	225,442	\$ 212,317	203,766	\$ 187,951	198,801	\$ 179,074	215,826	\$ 194,350	250,802	\$ 222,533
Apparel and slops .....		2,488,799		2,827,252		2,938,951		2,992,314		3,334,615
Arms, ammunition and explosives .....		631,367		672,311		595,957		596,896		469,382
Bags and sacks (including woolpacks and woolpockets) .....	709,027	815,828	545,544	748,315	590,499	811,774	559,033	804,583	496,513	804,091
Bicycles and tricycles .....	7,752	256,147	10,870	345,932	11,389	353,067	12,172	342,749	13,910	348,901
"          " fittings .....		396,848		440,370		475,313		586,628		632,524
Books, printed .....		726,077		885,470		945,301		893,325		863,877
Boots and shoes .....	90,804	987,537	116,286	1,195,443	121,051	1,246,669	129,174	1,373,427	136,274	1,460,632
Coal .....	127,853	611,895	163,923	763,629	147,196	672,053	169,046	758,159	207,567	949,686
Coke .....	1,039	12,638	1,668	20,620	2,219	24,211	2,053	18,892	3,506	32,986
Cotton piece goods .....		2,425,960		2,708,611		2,680,438		2,525,089		2,980,094
Drapery .....		2,187,581		2,490,356		2,442,522		2,353,914		2,674,915
Drugs, chemicals and druggists' wares (excluding acids) .....		1,172,092		1,274,405		1,404,043		1,291,667		1,538,708
Fancy goods .....		720,017		862,505		727,708		739,597		829,908
Fruits, fresh and dried .....	20,553,743	799,549	27,135,287	1,038,586	27,844,169	945,744	34,157,316	1,161,016	32,801,063	1,247,993
Glass and glassware .....		670,019		705,954		771,785		675,771		855,739
Haberdashery .....		499,169		574,505		549,037		565,876		589,251
Hats and caps .....		366,080		378,885		428,189		404,503		461,141
Iron—										
Cutlery, hardware and ironmongery .....		1,524,751		1,620,911		1,589,833		1,488,080		1,703,445
Galvanized, all kinds .....		1,306,831		1,244,708		1,360,755		1,321,261		1,454,155
Tools and implements .....		691,422		728,793		807,385		805,725		862,660
Wire, fencing and barbed .....	13,309	705,716	9,225	472,767	11,821	568,942	15,085	710,898	12,570	629,391
Leather (not manufactured) .....		309,924		410,756		390,637		428,179		504,459
Machines (including sewing machines) .....										
and parts thereof .....		2,969,594		3,417,232		4,147,490		3,474,372		3,740,277
Manures of all kinds .....	39,730	754,158	30,525	587,460		720,243	46,153	845,505	57,555	1,021,231
Millinery, silks, linens and hosiery .....		1,807,790		1,991,138		2,143,054		1,987,498		1,951,660
Musical instruments .....		538,360		554,065		619,414		615,366		653,165
Oils .....		1,223,553		1,211,113		1,354,948		1,241,964		1,411,310
Paper .....		883,232		1,034,366		1,143,579		1,149,657		1,185,462



## SESSIONAL PAPER No. 10\*

Railway materials.....	1,009,668	1,234,946	1,581,311	973,480	1,639,123
Seeds.....	344,171	461,218	422,830	438,025	469,060
Spirits—					
Brandy.....	152,741	179,390	131,911	140,656	164,815
Whiskey.....	806,908	809,998	932,151	829,591	1,014,548
Other kinds (including methylated and perfumed).....	185,814	209,091	219,010	210,030	251,792
Stationery.....	518,356	666,577	740,823	779,431	851,516
Sugar, raw and refined (excluding glu- cose and molasses).....	1,934,066	2,123,779	2,434,930	2,046,350	2,168,863
Tea.....	959,351	993,948	1,156,992	1,101,944	1,116,748
Timber.....	713,263	795,685	784,682	648,610	961,580
Tobacco, cigars, cigarettes and snuff.....	1,034,818	1,267,660	1,290,192	1,370,156	1,608,209
Wines.....	293,703	280,125	276,704	252,215	316,469
Woolleens.....	1,912,763	2,122,650	2,201,052	2,133,936	2,335,432
Coin and bullion.....	1,794,267	3,468,551	1,906,097	1,692,039	4,420,066
All other articles.....	14,730,335	16,264,188	17,609,463	17,410,047	21,245,966
Total imports.....	55,123,385	62,238,218	64,686,244	62,433,771	74,028,828

## NEW ZEALAND.

TOTAL Quantities and Values of the Principal Articles of Merchandise Exported during the Years ended December 31, 1902 to 1906, inclusive.

ARTICLES.	1902.		1903.		1904.		1905.		1906.	
	Quantity.	Value.	Quantity.	Value.	Quantity.	Value.	Quantity.	Value.	Quantity.	Value.
Butter .....	253,998	5,808,236	285,106	6,414,592	314,360	6,718,239	305,722	6,854,977	320,225	7,593,144
Cheese .....	74,746	735,890	74,780	948,990	84,526	902,698	88,562	998,499	131,246	1,633,543
Coal .....	192,104	772,057	156,136	645,958	165,560	613,800	122,817	521,035	142,101	599,072
Flax, phormium (excluding tow) .....	20,852	2,598,951	22,452	2,898,995	26,936	3,456,701	27,877	3,389,473	27,779	3,777,018
Grain :-										
Barley .....	151,360	121,968	154,137	130,996	75,193	64,833	49,215	55,524	78,682	94,958
Oats .....	5,185,812	3,244,431	4,956,536	2,908,017	2,693,417	1,035,256	1,076,916	485,031	734,997	374,640
Wheat .....	194,671	151,227	71,708	68,474	813,535	613,370	967,151	702,620	61,199	48,253
Kauri gum .....	7,430	2,191,085	9,357	3,071,363	9,293	2,442,177	10,883	2,732,361	9,154	2,542,765
Leather (unmanufactured) .....	15,495	453,388	15,479	458,887	11,179	330,836	9,841	298,205	6,485	217,804
Meat :-										
Preserved (not salted) .....	54,358	606,548	39,592	469,059	22,811	314,605	28,539	362,328	40,192	459,812
Frozen .....	2,138,557	13,231,313	2,378,650	15,558,943	1,912,979	13,595,515	1,690,684	13,112,902	2,025,507	14,001,550
Potatoes .....	17,715	354,327	3,170	63,403	3,698	45,582	374	16,279	219	11,315
Skins :-										
Rabbit .....	6,139,794	255,821	6,101,899	198,294	6,103,930	199,548	8,831,107	325,984	5,454,738	246,672
Sheep (including pelts) .....	6,144,680	1,829,263	7,142,531	2,282,316	6,037,400	1,955,066	4,931,191	2,436,954	5,551,256	3,017,523
Tallow .....	424,060	2,677,304	396,940	2,520,305	322,480	1,742,141	314,000	1,637,109	347,940	1,983,283
Timber of all kinds .....	.....	1,020,413	.....	1,186,318	.....	1,242,932	.....	1,562,969	.....	1,494,489
Wool .....	160,419,023	16,325,540	155,198,454	19,681,885	144,647,376	22,745,953	139,912,737	26,189,154	154,384,568	32,926,193
Coin and bullion :-										
Bullion, gold .....	507,852	9,496,940	533,374	9,918,631	526,323	9,672,504	520,566	10,192,153	563,863	11,032,107
"    silver .....	674,196	350,278	911,314	445,285	1,094,461	549,325	1,179,744	586,638	1,390,536	698,717
Coin .....	.....	46,321	.....	187,133	.....	46,710	.....	67,589	.....	499,597
All other articles .....	.....	4,014,253	.....	3,692,752	.....	3,419,503	.....	3,644,541	.....	4,764,515
Total exports .....	.....	66,405,551	.....	73,050,506	.....	71,775,294	.....	76,192,275	.....	88,063,000

SESSIONAL PAPER No. 10\*

## SIERRA LEONE.

VALUE of the Total Imports and Exports from and to each Principal Country during the Years ended December 31, 1902 to 1906, inclusive. (*Including Coin and Bullion.*)

IMPORTS.					EXPORTS.				
1902.	1903.	1904.	1905.	1906.	COUNTRIES.				
£	£	£	£	£	1902.	1903.	1904.	1905.	1906.
2,218,815	2,506,186	2,411,905	2,531,367	3,200,617	<i>British Empire.</i>				
14,984	15,793	85,789	59,646	69,593	Great Britain.....	599,923	890,386	986,843	1,061,809
91,567	177,209	159,194	73,782	48,443	Gambia.....	178,125	277,819	173,404	240,330
					Other British Possessions.....	180,359	70,546	116,508	232,086
2,325,366	2,699,188	2,656,888	2,664,796	3,318,653	Totals, British Empire, . . .	958,407	1,238,771	1,276,755	1,534,225
					<i>Foreign Countries.</i>				
28,130	34,154	13,753	14,004	17,160	France.....	30,212	13,802	2,312	1,625
343,980	353,120	384,860	405,885	531,775	Germany.....	697,461	719,702	985,918	1,128,994
15,349	12,945	63,616	68,625	104,770	Lowland Coast of Africa.....	54,302	53,898	87,468	152,696
36,854	44,023	54,686	50,447	107,611	Windward Coast of Africa.....	52,559	107,671	155,991	183,575
229,794	177,914	212,371	103,179	85,974	United States.....	29			
66,441	89,316	104,374	107,325	116,498	Other Foreign Countries.....	170,812	255,022	232,219	486,453
720,871	711,502	833,660	754,756	992,488	Totals, Foreign Countries.....	1,065,375	1,131,883	1,463,908	1,953,313
2,325,366	2,699,188	2,656,888	2,664,796	3,318,653	Totals, British Empire.....	958,407	1,238,771	1,276,755	1,534,225
3,046,217	3,410,690	3,490,548	3,419,552	4,311,141	Grand totals.....	1,963,782	2,359,700	2,740,663	3,487,568

7-8 EDWARD VII., A. 1908

## SIERRA LEONE.

TOTAL Quantities and Values of the Principal Articles of Merchandise Imported during the Years ended December 31, 1902 to 1906, inclusive.

ARTICLES.	1902.		1903.		1904.		1905.		1906.	
	Quantity.	Value.	Quantity.	Value.	Quantity.	Value.	Quantity.	Value.	Quantity.	Value.
Ale, beer and porter.	25,799	\$ 41,493	19,770	\$ 30,032	22,964	\$ 34,752	28,715	\$ 41,061	27,159	\$ 43,123
Apparel.	.....	145,703	.....	65,763	.....	92,399	.....	70,308	.....	83,735
Books and stationery	.....	33,643	.....	37,930	.....	38,402	.....	34,217	.....	42,578
Boots and shoes.	.....	22,216	.....	24,182	.....	21,812	.....	23,179	.....	26,543
Bread.	407,728	15,496	383,508	15,841	483,801	18,741	385,011	16,848	443,840	20,659
Building materials.	.....	27,458	.....	45,966	.....	128,494	.....	50,657	.....	28,548
Coal.	94,248	94,442	16,912	94,442	19,262	104,726	16,516	81,360	23,419	124,138
Cottons.	.....	835,971	.....	890,581	.....	806,664	.....	997,330	.....	1,118,963
Country cloths.	.....	2,744	.....	1,691	.....	1,110	.....	301	.....	34
Cutlery.	.....	11,777	.....	12,001	.....	17,237	.....	20,653	.....	16,177
Earthenware.	.....	27,438	.....	30,456	.....	28,737	.....	22,756	.....	30,953
Fish, preserved.	.....	9,270	.....	12,576	.....	12,395	.....	14,859	.....	11,665
Flour.	3,351,516	96,764	2,445,063	70,372	3,382,288	104,516	2,738,471	80,445	2,633,469	81,433
Furniture.	.....	19,413	.....	18,707	.....	26,635	.....	16,867	.....	16,410
Haberdashery.	.....	122,352	.....	190,414	.....	138,631	.....	135,794	.....	157,461
Hardware.	.....	261,817	.....	350,945	.....	195,838	.....	136,334	.....	138,379
Lumber.	766,171	24,844	1,711,549	54,302	1,643,986	49,873	1,769,715	45,815	1,190,122	47,878
Machinery.	.....	17,427	.....	53,011	.....	44,812	.....	8,205	.....	27,248
Military stores.	.....	.....	.....	.....	.....	.....	.....	.....	.....	20
Oils.	.....	41,216	.....	41,581	.....	56,408	.....	53,674	.....	44,496
Provisions.	.....	13,132	.....	93,424	.....	85,483	.....	91,108	.....	105,373
Salt.	.....	73,744	.....	66,634	.....	5,205	.....	67,354	.....	73,827
Spirits and wines.	5,569	217,968	5,308	212,819	365,174	211,091	309,793	5,761	5,460	241,542
Sugar.	359,272	37,154	360,775	37,877	7,737	31,881	10,013	45,649	8,836	35,205
Tobacco.	9,671	34,154	10,293	37,877	.....	176,621	1,273,848	148,156	1,740,789	216,420
Woolen goods.	1,492,276	164,727	1,607,559	187,040	1,598,337	37,066	.....	41,546	.....	50,715
All other articles.	.....	35,862	.....	51,299	.....	557,085	.....	559,130	.....	760,473
	.....	441,530	.....	584,443	.....	.....	.....	.....	.....	.....
Totals (indisc.)	.....	2,899,597	.....	3,234,332	.....	3,086,197	.....	3,014,013	.....	3,603,966
Coin and bullion.	.....	146,710	.....	176,358	.....	404,351	.....	405,539	.....	707,175
Total imports.	.....	3,046,217	.....	3,410,690	.....	3,490,548	.....	3,419,552	.....	4,311,141

SESSIONAL PAPER No. 10\*

## SIERRA LEONE.

Total Quantities and Values of the Principal Articles of Merchandise Exported during the Years ended December 31, 1902 to 1906.

ARTICLES.	1902.		1903.		1904.		1905.		1906.	
	Quantity.	Value. %	Quantity.	Value. %	Quantity.	Value. %	Quantity.	Value. %	Quantity.	Value. %
Animals living.....	.....	197	.....	21	.....	10	.....	10	.....	579
Benniseed.....	.....	9,762	.....	12,369	.....	1,496	.....	3,884	.....	1,416
Cotton goods.....	.....	11,743	.....	12,241	.....	15,933	.....	11,991	.....	15,087
Food and drink.....	.....	15,369	.....	20,074	.....	20,148	.....	17,218	.....	33,750
Ginger.....	.....	84,475	.....	77,370	.....	62,016	.....	37,749	.....	52,949
Gum, copal.....	15,512	1,389	17,507	32,805	17,697	833	13,560	639	11,583	19,194
Gum, copal.....	1,387	294,516	1,389	32,805	833	19,627	15,377	368,543	532	596,532
Kola nuts.....	14,706	1,056	15,176	371,394	15,560	392,911	15,377	3,250	23,099	2,472
Narcotics.....	.....	1,056	.....	1,631	.....	1,260	.....	1,310,861	30,374	1,698,078
Palm kernels.....	22,623	979,957	22,760	955,963	25,101	1,040,158	28,154	90,150	37,573	135,021
Palm kernels.....	220,809	65,914	232,000	68,463	211,131	79,058	205,012	289,109	2,143	146,827
Palm oils.....	.....	39,867	952	45,036	1,359	87,867	3,809	213,955	.....	374,602
Rubber.....	926	50,553	.....	63,338	.....	257,192	.....	.....	.....	.....
All other articles.....	.....	.....	.....	.....	.....	.....	.....	.....	.....	.....
Total (indisc.).....	.....	1,587,389	.....	1,650,961	.....	1,980,709	.....	2,314,392	.....	2,896,507
Coin and bullion.....	.....	376,393	.....	376,373	.....	378,991	.....	426,271	.....	591,061
Total exports.....	.....	1,963,782	.....	2,027,334	.....	2,359,700	.....	2,740,663	.....	3,487,568



STRAITS SETTLEMENTS.  
VALUE of the Imports and Exports from and to each Principal Country during the Years ended December 31, 1901 to 1905,  
inclusive. (*Including Coin and Bullion.*)

NOTE :—The value of the Silver Dollar, Straits Settlements, is equal to about 50 cents, Canadian currency.

IMPORTS.					COUNTRIES.					EXPORTS.				
1901.	1902.	1903.	1904.	1905.	British Empire.					1901.	1902.	1903.	1904.	1905.
£	£	£	£	£	Great Britain.					£	£	£	£	£
32,521,851	33,957,117	40,168,717	32,698,304	34,011,810	Australia.					54,227,488	62,297,698	67,102,661	56,431,737	57,214,868
1,325,627	1,567,626	1,426,378	1,742,981	2,380,244	New Zealand.					1,668,285	1,512,636	1,957,775	1,333,459	1,768,331
58,359,387	73,703,080	61,943,948	77,033,222	45,311,730	British India.					13,819,138	13,910,975	26,974,434	34,851,547	13,440,362
4,748	3,564	10,010	1,735	8,730	Canada.					124,071	158,544	175,589	87,057	288,479
31,681,401	36,494,380	56,364,314	33,647,417	30,298,872	Hong Kong.					17,014,855	15,490,384	17,742,604	20,042,305	14,920,165
56,409,191	67,403,423	79,366,229	77,595,222	76,828,738	Malay States.					26,733,101	29,758,744	31,844,154	34,506,180	37,533,059
3,040,433	4,197,701	2,906,680	4,818,364	5,186,181	Sarawak.					1,688,660	2,109,052	1,991,289	3,020,504	3,883,089
1,391,131	1,742,700	1,690,155	1,621,245	2,121,354	Other British Possessions.					3,400,617	4,168,226	3,813,385	3,157,258	3,372,783
184,936,775	219,119,621	246,476,431	229,358,490	196,088,888	Totals, British Empire.					118,726,215	129,406,759	151,541,891	153,430,047	132,423,132
					Foreign Countries.									
2,153,815	1,901,118	1,836,951	1,785,183	1,521,902	Austria Hungary.					2,633,791	2,154,215	2,630,814	2,157,849	2,574,298
2,049,220	1,848,663	2,231,305	2,315,131	2,300,235	Belgium.					1,116,467	1,153,953	1,434,867	931,146	1,464,318
4,171,441	4,759,443	7,374,899	5,888,161	6,551,241	China.					4,200,435	5,408,848	8,207,976	6,477,809	4,089,728
1,456,341	1,370,930	1,499,934	1,627,511	1,618,482	France.					8,690,472	9,965,908	10,129,314	12,400,529	10,937,264
5,541,272	5,713,384	5,970,075	5,289,787	5,751,833	French Possessions.					3,649,540	4,250,677	2,772,479	2,750,628	2,361,528
6,286,427	6,037,998	6,791,980	6,349,951	5,616,647	Germany.					5,387,574	8,894,127	7,930,535	7,331,789	6,739,549
1,765,812	1,876,055	2,114,232	2,143,631	2,311,500	Holland.					527,997	705,805	1,322,508	2,104,331	1,706,454
2,083,500	2,064,212	2,484,976	2,764,814	3,044,098	Italy.					3,410,884	5,087,839	6,036,276	4,733,452	4,324,764
7,970,048	7,353,111	8,328,803	7,905,375	6,383,728	Japan.					1,537,094	3,396,813	5,197,152	3,879,769	2,434,817
15,172,643	19,679,667	20,204,970	14,874,608	14,653,119	Malay Peninsula.					8,345,520	9,854,282	11,618,834	8,235,714	6,927,097
47,506,734	49,193,896	51,603,405	53,141,126	50,110,550	Netherlands, India.					52,580,675	51,414,000	46,785,940	48,927,134	46,247,317
503,317	487,368	2,353,286	540,372	421,797	Philippines.					3,667,230	2,952,567	1,757,657	1,273,065	1,053,475
1,488,472	41,555	1,551,796	2,735,114	16,300	Russia.					3,528,422	4,987,257	5,471,765	2,964,113	4,102,794
26,420,621	25,987,724	28,686,312	28,686,312	31,087,403	Siam.					14,505,431	19,854,481	16,518,473	17,192,119	16,579,917
1,361,062	2,003,079	2,149,291	2,322,534	3,281,160	United States.					32,874,720	38,530,777	42,310,262	34,977,982	36,288,289
1,259,611	1,612,774	1,198,487	1,150,133	1,442,023	Other Foreign Countries.					2,280,519	3,455,919	3,160,398	2,731,062	2,705,464
125,444,319	132,363,893	143,684,114	139,469,163	136,144,928	Totals, Foreign Countries.					147,827,055	172,067,068	173,305,250	159,077,491	150,537,553
184,936,775	219,119,621	246,476,431	229,358,490	196,088,888	Totals, British Empire.					118,726,215	129,406,759	151,541,891	153,430,047	132,423,132
310,381,094	351,483,514	390,160,745	368,827,633	332,233,816	Totals.					296,553,270	301,473,827	324,847,141	312,507,538	282,960,685
10,139,115	11,451,304	12,877,008	15,114,435	12,803,973	Inter-Settlement Trade.					12,200,535	12,561,109	11,851,564	13,686,313	13,287,246
320,520,209	362,934,818	403,037,553	383,942,088	345,037,789	Grand totals.					278,753,805	314,034,936	336,698,705	326,193,851	296,247,931

SESSIONAL PAPER No. 10\*

## TRINIDAD.

VALUE of the Total Imports and Exports from and to each Principal Country during the Years ended March 31, 1903 to 1907, inclusive. (*Including Coin and Bullion.*)

IMPORTS.					EXPORTS.				
1902-3.	1903-4.	1904-5.	1905-6.	1906-7.	1902-3.	1903-4.	1904-5.	1905-6.	1906-7.
£	£	£	£	£	£	£	£	£	£
COUNTRIES.									
<i>British Empire.</i>									
4,784,984	4,598,046	4,568,768	4,600,291	4,487,962	Great Britain.....	2,939,374	3,977,604	4,031,600	3,416,005
39,726	30,898	44,880	1,415,616	230,853	British Guiana.....	31,176	25,418	505,203	135,415
375,848	404,065	368,650	534,116	632,492	India.....	1,908	2,764	1,908	1,048,299
647,082	580,038	569,663	677,338	638,029	" North America.....	293,802	1,236,722	1,104,991	1,048,299
326,261	360,651	386,978	1,435,613	247,119	" West Indies.....	78,382	170,153	1,207,113	171,798
5,904	7,583	8,886	7,870	11,455	Other British Possessions.....	5,709	1,563	499	6,810
6,179,805	5,981,284	5,946,925	8,730,844	6,247,612	Totals, British Empire.....	3,261,443	5,413,368	6,852,170	4,778,327
<i>Foreign Countries.</i>									
426,938	395,139	398,270	379,941	341,876	France.....	1,570,896	2,000,936	9,377,079	1,566,166
1,947	6,114	3,416	3,830	774	French West Indies.....	41,712	12,395	5,810	38,422
232,510	243,309	250,695	330,782	394,000	Germany.....	253,456	237,795	289,732	565,424
57,402	58,853	42,890	33,244	25,389	Portugal and Possessions.....	6,210	652	4,637	127
68,308	69,316	78,314	72,075	71,063	Spain.....	5,436	23,638	35,251	14,995
331	2,462	2,443	2,667	2,351	Cuba and Porto Rico.....	1,762	248	88	165
3,417,320	3,288,742	3,296,782	3,168,541	3,296,111	United States.....	4,600,372	3,380,498	4,141,738	4,741,250
2,381,776	2,111,096	3,205,123	3,205,123	4,431,993	Venezuela.....	975,416	405,412	1,273,470	1,535,171
297,820	138,775	142,914	150,527	332,979	Other Foreign Countries.....	353,385	590,858	411,038	735,600
6,824,352	6,314,106	6,847,789	7,346,730	8,939,876	Totals, Foreign Countries.....	8,478,411	6,652,432	8,568,866	9,200,320
6,179,805	5,981,284	5,946,925	8,730,844	6,247,612	Totals, British Empire.....	3,261,443	5,413,368	6,852,170	4,778,327
13,004,157	12,265,390	12,794,714	16,077,574	15,187,488	Grand totals.....	11,073,326	12,065,800	15,421,036	13,978,647

7-8 EDWARD VII., A. 1908

## TRINIDAD.

TOTAL Quantities and Values of the Principal Articles of Merchandise Imported during the Years ended March 31, 1903 to 1907, inclusive.

ARTICLES.	1902-3.		1903-4.		1904-5.		1905-6.		1906-7.	
	Quantity.	Value.	Quantity.	Value.	Quantity.	Value.	Quantity.	Value.	Quantity.	Value.
Breadstuffs:—		%		%		%		%		%
Bread.....	10,701	36,062	10,144	38,324	11,637	40,821	9,347	37,035	4,036	25,803
Flour.....	207,847	887,295	231,160	991,861	168,380	771,678	201,638	885,767	227,838	912,713
Meal, not wheaten.....	9,056	33,108	10,263	34,550	8,509	27,637	12,042	38,223	9,345	28,319
Dholl.....	2,521,166	47,708	2,498,574	50,194	3,528,927	76,017	2,520,008	49,474	3,314,825	84,028
Maize.....	42,053	31,833	31,542	21,452	41,411	28,275	34,081	24,907	37,476	25,559
Oats.....	175,768	111,013	201,525	100,652	214,537	112,848	224,310	114,225	217,489	117,983
Pease and beans.....		58,653		58,999		52,730		66,162		73,754
Rice.....	21,812,800	567,536	20,493,796	521,225	23,696,096	553,276	26,205,084	573,541	20,603,791	535,431
Butter.....	892,597	162,663	654,242	127,370	748,841	163,063	638,481	130,903	679,725	154,589
Butter substitutes—lard, &c. "	1,807,766	167,306	2,170,536	179,935	1,813,208	117,817	2,174,291	150,448	2,297,616	193,825
Candles.....		51,046		47,377		32,130		37,239		29,434
Cement.....	48,714	90,014	47,050	90,515	74,765	141,926	60,886	99,737	47,561	77,750
Cheese.....	281,690	42,353	291,692	42,457	310,640	42,437	296,438	43,250	272,388	40,106
Cocoa, raw.....	7,010,981	921,269	7,550,726	945,725	7,604,958	878,832	6,906,197	753,992	5,993,726	919,016
Coal and coke.....	30,244	136,130	23,187	107,743	21,819	108,399	20,939	101,786	23,235	115,325
Coffee.....	733,806	51,698	1,136,931	84,158	840,000	62,989	444,007	40,383	563,402	51,479
Earthenware and glassware.....		116,756		118,766		120,041		125,316		120,002
Fish.....	9,611,204	416,894	7,915,500	378,568	6,266,746	368,465	7,110,722	411,949	6,941,131	374,713
Hardware.....		859,677		764,680		756,533		635,294		584,779
Leather and manufactures of:—										
Boots and shoes.....		308,021		290,720		223,023		256,395		265,910
All other.....		79,190		63,889		86,466		77,842		69,574
Line.....		12,439		8,224		6,136		2,862		3,222
Machinery.....		219,180		239,722		203,772		163,043		301,368
Mauure.....	2,892	90,797	2,818	119,027	3,786	107,903	3,315	125,370	3,351	167,349
Malt liquor.....	257,295	181,581	332,852	230,237	294,302	210,527	214,130	207,023	204,965	181,395
Medicines.....		79,876		90,452		86,836		81,088		76,382
Meats.....	6,306,835	471,006	7,576,608	468,090	8,520,326	516,499	7,948,680	449,271	7,906,440	469,492
Oil, edible.....	49,704	69,824	48,056	59,456	47,596	59,636	37,439	42,900	39,228	48,122
Oil, kerosene.....	526,977	87,644	526,881	96,155	516,348	93,142	552,389	97,907	553,857	101,728
Oilmeal.....	3,722,330	54,292	4,849,020	63,111	4,802,930	71,238	4,504,500	74,260	5,286,505	86,826
Soap.....	4,384,440	175,370	3,877,458	159,670	3,730,840	154,263	3,573,040	142,394	3,659,154	145,839

## SESSIONAL PAPER No. 10\*

Stock, live: Oxen .. .. .	No.	4,752	127,983	7,033	189,897	6,736	191,576	7,112	213,184	6,972	228,407
All other .. .. .	"	27,580	129,085	18,859	119,847	27,786	188,719	29,267	127,195	30,655	124,541
Spirits, other than medicinal .. .. .	Galls.	50,580	110,400	50,325	102,058	51,373	114,308	55,534	113,967	51,060	102,575
Sugar .. .. .	Lbs.	667,152	20,463	612,061	19,097	636,133	23,705	1,203,502	35,546	361,554	12,181
Timber, sawn and hewn .. .. .	Feet	10,607,588	230,028	11,499,601	291,633	15,117,545	406,950	8,790,696	211,700	9,390,861	256,776
Tobacco, unmanufactured .. .. .	Lbs.	591,910	52,706	583,746	51,927	671,812	59,758	630,296	55,597	512,240	45,114
" manufactures, including cigars and cigarettes .. .. .	"	77,374	52,389	82,332	52,681	89,164	54,048	96,178	57,616	102,015	59,184
Textile manufactures .. .. .	"	1,967,345	1,967,345	1,973,219	1,973,219	1,973,219	1,721,067	1,707,814	1,707,814	1,684,411	1,684,411
Vegetables, fresh .. .. .	"	160,040	160,040	156,599	156,599	156,599	155,037	146,039	146,039	155,528	155,528
Wines .. .. .	Galls.	205,334	157,456	198,200	137,784	224,790	161,972	175,050	131,393	155,598	114,144
Coin and bullion (including transshipments)* .. .. .	"	156,152	156,152	331,036	331,036	331,036	537,582	1,969,167	1,969,167	753,365	753,365
All other articles (including transshipments)* .. .. .	"	3,239,776	3,239,776	2,272,408	2,272,408	2,272,408	2,895,637	5,274,340	5,274,340	5,263,050	5,263,050
Total imports .. .. .	"	13,004,157	13,004,157	12,295,390	12,295,390	12,295,390	12,794,714	16,077,574	16,077,574	15,187,488	15,187,488

## \* TRANSSHIPMENTS.

Coin and bullion .. .. .	21,729	33,424	224,188	1,322,706	358,546
Merchandise .. .. .	1,289,311	773,130	984,380	3,549,353	3,322,614
Totals .. .. .	1,311,070	806,854	1,208,568	4,872,059	3,681,160



## TRINIDAD.

TOTAL Quantities and Values of the Principal Articles of Merchandise Exported during the Years ended March 31, 1903 to 1907, inclusive.

ARTICLES.	1902-3.		1903-4.		1904-5.		1905-6.		1906-7.	
	Quantity.	Value.	Quantity.	Value.	Quantity.	Value.	Quantity.	Value.	Quantity.	Value.
Asphalt.....	159,139	830,072	192,221	993,413	128,612	725,230	103,713	578,734	115,875	665,974
Cocoa.....	44,342,256	5,248,690	42,585,760	5,170,428	47,758,144	5,128,911	55,412,784	5,822,722	33,129,152	4,731,222
Coconuts.....	10,631,628	84,578	9,980,207	97,586	10,680,622	107,762	11,037,392	142,243	13,131,296	197,776
Coffee.....	119,392	9,363	798,112	61,281	560,896	36,013	30,332	2,891	98,784	10,760
Fish.....	1,371,595	62,454	397,372	15,140	407,266	29,098	495,359	28,553	374,831	13,826
Flour.....	15,257	72,834	10,522	50,535	6,538	32,406	5,222	25,900	2,900	16,055
Hardware.....	.....	107,388	.....	101,290	.....	43,152	.....	35,303	.....	87,507
Machinery.....	.....	9,495	.....	10,751	.....	15,023	.....	14,152	.....	3,528
Molasses.....	301,767	37,585	328,352	34,071	580,209	61,067	273,467	28,192	426,652	22,466
Soap.....	755,916	33,161	453,862	20,746	365,865	15,768	357,372	16,079	296,621	13,262
Spirits: Rum.....	213,375	51,917	127,068	30,928	85,472	23,564	744	297	219,271	58,040
Biters.....	88,948	189,547	28,130	136,898	30,285	147,387	33,061	160,897	34,889	169,793
Other.....	8,286	21,880	5,847	20,829	4,402	14,327	5,051	15,719	4,410	12,873
Sugar.....	47,373	2,016,727	40,509	2,133,635	47,620	3,518,834	36,280	2,203,948	45,633	2,096,633
Tobacco, unmanufactured.....	326,363	43,518	298,862	25,311	187,428	19,486	109,466	14,707	200,662	21,349
" cigars and cigarettes.....	35,822	28,835	33,757	26,777	17,793	12,692	12,002	11,962	12,830	9,363
Textile manufactures.....	.....	378,544	.....	344,126	.....	119,725	.....	134,855	.....	111,573
Vegetables, fresh.....	.....	30,908	.....	14,055	.....	1,956	.....	13,203	.....	5,504
Wines.....	29,594	20,420	15,423	11,738	15,230	14,089	13,754	14,162	12,678	9,597
Coin and bullion (including transshipments)*.....	.....	167,111	.....	163,768	.....	313,395	.....	1,560,448	.....	981,383
All other articles (including transshipments)*.....	.....	2,586,254	.....	1,609,120	.....	1,685,355	.....	4,596,069	.....	4,740,223
Total exports.....	.....	12,031,281	.....	11,073,326	.....	12,065,800	.....	15,421,036	.....	13,978,647

\* TRANSSHIPMENTS.

Coin and bullion.....	21,729	33,424	224,188	1,322,706	358,546
Merchandise.....	1,289,341	773,430	984,380	3,549,353	3,322,614
Totals.....	1,311,070	806,854	1,208,568	4,872,059	3,681,160



SESSIONAL PAPER No. 10\*

## FOREIGN COUNTRIES.

## ARGENTINE REPUBLIC.

VALUE of the Total Imports for Consumption and Exports of Domestic Produce (Merchandise only) from and to each Principal Country during the Years ended December 31, 1901 to 1905, inclusive.

NOTE:—Peso = 96.5 cents.

IMPORTS.					EXPORTS.				
1901.	1902.	1903.	1904.	1905.	COUNTRIES.				
Pesos.	Pesos.	Pesos.	Pesos.	Pesos.	1901.	1902.	1903.	1904.	1905.
					Pesos.	Pesos.	Pesos.	Pesos.	Pesos.
36,461,000	36,995,000	44,827,000	61,517,000	68,391,000	29,921,000	35,084,000	35,601,000	36,445,000	44,827,000
9,959,000	9,243,000	12,708,000	17,110,000	21,218,000	28,037,000	29,587,000	34,295,000	30,597,000	37,594,000
16,724,000	13,229,000	16,963,000	24,926,000	29,083,000	21,480,000	22,919,000	25,813,000	29,522,000	37,058,000
8,089,000	5,484,000	5,449,000	9,069,000	8,727,000	13,458,000	13,700,000	20,143,000	17,566,000	20,781,000
15,534,000	13,306,000	16,733,000	24,474,000	28,920,000	9,296,000	10,038,000	8,126,000	10,215,000	15,717,000
14,736,000	12,295,000	14,702,000	19,128,000	20,285,000	4,319,000	4,216,000	4,343,000	4,345,000	6,449,000
3,913,000	3,107,000	3,575,000	4,798,000	5,727,000	2,132,000	2,025,000	2,036,000	1,924,000	2,335,000
4,386,000	4,584,000	5,351,000	6,033,000	5,328,000	9,702,000	8,369,000	8,515,000	10,427,000	13,039,000
679,000	745,000	761,000	862,000	1,024,000	3,711,000	3,674,000	4,189,000	5,021,000	6,703,000
1,768,000	1,470,000	1,060,000	1,569,000	1,617,000	216,000	212,000	174,000	216,000	330,000
573,000	622,000	791,000	1,008,000	1,289,000	1,754,000	2,834,000	4,517,000	3,301,000	3,761,000
139,000	129,000	125,000	108,000	126,000	591,000	600,000	451,000	392,000	540,000
69,000	90,000	214,000	271,000	301,000	8,000	113,000	101,000	89,000	23,000
111,000	213,000	200,000	470,000	670,000	508,000	684,000	1,171,000	1,440,000	1,511,000
44,000	107,000	373,000	572,000	505,000	366,000	471,000	165,000	283,000	421,000
175,000	1,397,000	7,375,000	12,391,000	11,913,000	41,607,000	44,880,000	70,289,000	112,175,000	131,733,000
					167,716,000	179,487,000	220,985,000	264,158,000	322,844,000
113,960,000	103,039,000	131,207,000	187,306,000	205,154,000	Totals.				

## ARGENTINE REPUBLIC.

TOTAL Quantities and Values of the Principal Articles Imported for Consumption (Merchandise only) during the Years ended December 31, 1901 to 1905, inclusive.

NOTE:—Peso=96·5 cts. Kilogr.=2·204 lbs. Ton=2,204 lbs. Hectolitre=22·02 galls. Metre=39·37 inches.

ARTICLES.	1901.		1902.		1903.		1904.		1905.	
	Quantity.	Value.	Quantity.	Value.	Quantity.	Value.	Quantity.	Value.	Quantity.	Value.
Live stock		Pesos.		Pesos.		Pesos.		Pesos.		Pesos.
Food stuffs:—										
Animal foods—										
Cheese.....Kilogs.		292,648		463,605		693,120		967,634		1,397,898
Fish: Codfish....."										
Fish, preserved....."										
Sardines....."		1,565,788		1,507,656		1,519,336		2,278,796		708,316
Other....."										338,481
Other animal foods.....										280,339
Vegetable foods and fruits.....		677,867		539,120		583,846		811,818	1,420,790	136,730
Spices and condiments.....		570,677		485,597		588,676		817,840	2,515,969	295,138
Legumes and cereals—									826,659	960,383
Malt.....Kilogs.									2,377,308	866,132
Rice....."		1,992,265		2,139,563		2,654,923		2,745,923		511,461
Other legumes and cereals.....									10,229,241	1,859,049
Substances for infusions and hot beverages—									24,887,307	485,868
Coffee.....Kilogs.										
Tea....."									8,599,087	1,007,887
Yerba-maté....."		5,629,443		5,446,737		5,799,269		6,485,048	1,049,721	629,829
Other substances for infusions, &c.....									36,150,171	3,973,251
Flour, macaroni, fancy breads, fecula.....		518,447		507,331		597,031		656,983		482,512
Tobacco and applications.....		3,037,287		3,229,647		3,711,181		4,578,498		820,932
Drinks:—										4,455,408
Wines.....		5,474,628		4,076,840		4,793,428		5,320,823		6,590,589
Spirits and liquors.....		1,260,439		1,226,836		1,407,701		1,931,201		2,159,448
Sundries.....		353,136		279,873		363,929		528,791		411,805

## SESSIONAL PAPER No. 10\*

Textiles, raw and manufac- tured : Silk		Kilogs.				
Silk tissues, pure	"	1,732,575	1,113,472	2,035,560	2,015,417	48,958
" mixed with	"					702,779
cotton	"					549,416
Silk tissues, mixed with	"					175,280
wood	"					1,175,083
Other silk	"					561,662
Wool	"					1,681,735
Velvet, imitation of	"					187,836
Woollen tissues, pure	"	6,180,813	4,917,236	5,714,896	9,803,669	3,776,641
" mixed	"					391,407
Woollen yarn	"					712,640
Other wool	"					1,353,817
Cotton	"					4,517,941
Cloth, bleached	"					3,713,586
" unbleached	"					1,582,122
" printed	"					4,211,379
" dyed & coloured	"					8,392,293
Handkerchiefs	"					417,106
Lace and net	"					349,188
Socks and stockings	"	16,924,602	16,255,680	20,845,657	28,429,748	1,315,565
Sacks	"					1,044,932
Thread on spools	Doz.					801,776
Yarn	"					1,603,536
Other cotton	"					5,225,536
Sundries	"	8,109,818	7,127,461	10,839,535	16,173,365	1,706,820
Oils	"					2,665,399
Lubricating	"					3,582,389
Olive	"					9,359,523
Petroleum	"	4,563,658	3,982,800	4,110,658	6,205,756	942,124
Other	"					1,977,087
Chemical, medicinal and pharma- ceutical substances and pro- ducts:	"					1,439,610
Chloride of sodium	"					1,197,246
Medicines, prepared	"					235,725
Perfumery	"					1,420,036
Pitch	"	4,114,802	3,637,800	4,494,453	6,014,344	716,407
Sulphate of copper	"					277,725
Wood pulp	"					224,782
Other chemicals, &c.	"					420,293
Paints and dyes	"	843,003	699,431	933,855	1,154,139	2,980,758
Timber:	"					1,141,726
Unmanufactured	"					3,521,038
Pitch pine	"					2,152,697
Spruce pine	"	5,795,492	5,617,240	6,831,360	11,237,426	1,627,071
White pine	"					83,407
Other unman.f'd.	"					2,498,414







## ARGENTINE REPUBLIC.

Total Quantities and Values of the Principal Articles of Domestic Produce Exported (Merchandise only) during the Years ended December 31, 1901 to 1905, inclusive.

NOTE:—Peso.=96·5 cts. Kilog.=2·204 lbs. Ton=2,204 lbs.

ARTICLES.	1901.		1902.		1903.		1904.		1905.	
	Quantity.	Value.	Quantity.	Value.	Quantity.	Value.	Quantity.	Value.	Quantity.	Value.
<b>Animals living—</b>										
Cattle..... No.	119,189	1,980,000	118,303	2,818,000	181,860	4,437,000	129,275	2,853,000	262,681	5,160,000
Sheep..... "	25,746	78,000	122,501	393,000	167,747	503,000	28,127	85,000	120,166	364,000
Other..... "	39,275	1,026,000	85,693	2,401,000	65,277	1,721,000	71,742	1,503,000	61,766	1,663,000
Bones and bone ash..... Tons.	31,939	343,000	48,828	437,000	39,377	347,000	31,666	297,000	35,205	1,061,000
Brain..... "	92,630	1,451,000	104,677	1,727,000	132,132	1,895,000	154,456	2,409,000	170,664	3,051,000
Butter..... "	1,510	378,000	4,125	1,278,000	5,330	2,132,000	5,294	2,118,000	5,393	2,157,000
<b>Grain and flour</b>										
Maize..... Kilogs.	1,112,290,000	18,887,000	1,192,829,000	22,994,000	2,104,384,000	33,147,000	2,469,548,000	44,391,000	2,222,289,000	46,537,000
Wheat..... "	901,280,000	26,241,000	644,908,000	18,585,000	1,681,327,000	41,323,000	2,391,724,000	66,918,000	2,868,281,000	85,883,000
Wheat flour..... "	71,742,000	2,711,000	39,040,000	1,604,000	71,380,000	3,129,000	107,298,000	14,757,000	141,760,000	5,374,000
Grease and tallow..... Tons.	33,368	3,903,000	49,035	6,293,000	36,561	4,756,000	36,319	4,012,000	45,758	5,321,000
Hides, raw..... Kilogs.	95,925,000	21,470,000	103,306,000	23,694,000	93,912,000	23,281,000	89,288,000	22,300,000	104,369,000	28,560,000
Lanseed..... Tons.	388,828	16,513,000	340,937	17,841,000	593,601	21,240,000	889,541	28,360,000	654,792	26,234,000
<b>Meat products—</b>										
Beef, frozen..... "	44,904	4,490,000	70,018	7,002,000	85,520	8,152,000	97,744	9,774,000	152,857	15,286,000
Beef, salted..... "	24,296	2,879,000	22,304	2,647,000	12,991	1,542,000	11,726	1,392,000	25,288	3,738,000
Mutton, frozen..... "	63,013	5,041,000	80,073	6,406,000	78,149	6,252,000	88,616	7,089,000	78,351	6,268,000
<b>Quebracho wood—</b>										
Extract..... "	4,310	431,000	9,099	910,000	12,010	1,204,000	20,111	2,011,000	29,408	2,428,000
Logs..... "	198,919	1,980,000	245,723	2,457,000	200,201	2,002,000	252,723	2,527,000	285,897	4,275,000
Sugar..... Kilogs.	49,413,000	3,953,000	41,694,000	3,336,000	30,340,000	2,427,000	18,311,000	1,465,000	2,199,000	176,000
Wool, raw..... "	228,358,000	44,666,000	197,496,000	45,811,000	192,489,000	50,424,000	108,599,000	48,355,000	191,007,000	64,313,000
Total value of principal and other articles exported.....	.....	167,716,000	.....	179,487,000	.....	220,985,000	.....	264,158,000	.....	322,814,000

SESSIONAL PAPER No. 10\*

## AUSTRIA-HUNGARY.

VALUE of the Total Imports for Consumption and Exports of Domestic Produce (Merchandise only) from and to each Principal Country during the Years ended December 31, 1901 to 1905, inclusive.

NOTE:—Krone=20 3 cts.

IMPORTS.					COUNTRIES.					EXPORTS.				
1901.	1902.	1903.	1904.	1905.		1901.	1902.	1903.	1904.	1905.		1901.	1902.	1903.
Kronen.	Kronen.	Kronen.	Kronen.	Kronen.		Kronen.	Kronen.	Kronen.	Kronen.	Kronen.		Kronen.	Kronen.	Kronen.
136,539,000	142,723,000	155,008,000	154,892,000	157,091,000	Great Britain.....	186,890,000	172,375,000	227,083,000	181,523,000	199,502,000				
30,374,000	33,801,000	32,315,000	36,954,000	36,676,000	Belgium.....	13,541,000	12,578,000	16,137,000	19,078,000	21,799,000				
37,782,000	39,609,000	37,637,000	49,617,000	47,891,000	Brazil.....	6,489,000	6,252,000	5,596,000	6,438,000	8,186,000				
95,339,000	88,873,000	111,872,000	130,436,000	125,316,000	British East Indies.....	60,364,000	46,089,000	34,032,000	62,061,000	68,510,000				
2,327,000	1,929,000	1,980,000	1,856,000	3,210,000	West Indies.....									
					Bulgaria.....	11,913,000	13,916,000	21,547,000	26,754,000	28,023,000				
5,868,000	6,196,000	6,563,000	7,911,000	7,622,000	China.....									
12,584,000	7,887,000	12,024,000	13,471,000	15,895,000	Chile.....									
5,977,000	5,561,000	4,016,000	3,536,000	3,521,000	Cuba and Porto Rico.....									
21,426,000	19,811,000	17,416,000	18,170,000	20,939,000	Dutch East Indies.....	26,314,000	25,091,000	29,826,000	38,127,000	37,577,000				
19,844,000	25,628,000	23,686,000	27,968,000	27,559,000	Egypt.....	63,155,000	62,652,000	61,007,000	62,954,000	71,684,000				
53,468,000	61,113,000	64,405,000	67,545,000	68,470,000	France.....	977,776,000	988,498,000	1,090,327,000	1,037,322,000	1,114,299,000				
634,559,000	632,012,000	637,065,000	766,372,000	804,155,000	Germany.....	13,010,000	14,011,000	14,894,000	17,924,000	16,000,000				
16,442,000	18,508,000	17,514,000	20,057,000	20,736,000	Greece.....	28,761,000	30,449,000	37,983,000	33,522,000	33,558,000				
18,619,000	19,183,000	19,078,000	20,108,000	24,081,000	Holland.....	136,473,000	147,805,000	152,306,000	136,815,000	161,481,000				
104,097,000	109,600,000	122,042,000	104,617,000	106,732,000	Italy.....	6,359,000	6,840,000	5,829,000	2,558,000	4,471,000				
6,327,000	6,306,000	6,462,000	6,456,000	3,317,000	Japan.....									
15,069,000	18,855,000	22,041,000	35,970,000	54,187,000	(Other Parts of the American Continent.....)	6,111,000	5,582,000	9,784,000	11,199,000	12,935,000				
38,249,000	35,417,000	43,848,000	61,262,000	38,819,000	Romania.....	47,806,000	61,923,000	61,405,000	75,868,000	81,732,000				
86,258,000	96,352,000	113,991,000	119,863,000	137,981,000	(Russia (Europe, Asiatic and Finland.....)	72,734,000	74,583,000	80,281,000	71,741,000	65,316,000				
41,986,000	55,103,000	54,374,000	60,337,000	68,533,000	Serbia.....	22,634,000	24,345,000	33,437,000	32,423,000	30,418,000				
49,255,000	48,299,000	50,912,000	57,641,000	58,151,000	Switzerland.....	64,428,000	72,363,000	80,982,000	79,740,000	89,944,000				
					Trieste Free District.....	6,689,000	6,580,000	6,021,000	7,923,000	6,916,000				
					(Turkey (Europe, Asiatic and African.....)	67,423,000	71,265,000	77,471,000	91,436,000	94,548,000				
37,648,000	42,340,000	47,199,000	44,451,000	44,172,000	United States.....	32,700,000	39,841,000	45,773,000	40,759,000	52,959,000				
128,517,000	135,806,000	162,587,000	182,464,000	203,680,000	Other Countries.....	31,827,000	30,380,000	34,660,000	33,224,000	43,021,000				
51,517,000	49,350,000	53,674,000	53,714,000	67,376,000										
1,652,642,000	1,720,335,000	1,877,115,000	2,017,901,000	2,146,133,000	Totals.....	1,885,457,000	1,913,598,000	2,129,781,000	2,088,669,000	2,243,780,000				

## AUSTRIA-HUNGARY.

TOTAL Quantities and Values of the Principal Articles Imported for Consumption during the Years ended December 31, 1901 to 1905, inclusive.

NOTE:—Krone=20.3 cts. Metric Centner=220.4 lbs.

ARTICLES.	1901.		1902.		1903.		1904.		1905.	
	Quantity.	Value.	Quantity.	Value.	Quantity.	Value.	Quantity.	Value.	Quantity.	Value.
Animal, living—		Kronen.		Kronen.		Kronen.		Kronen.		Kronen.
Horses, mules and asses.. No.	5,146	6,737,000	7,187	9,336,000	4,699	6,151,000	4,457	5,190,000	6,028	7,793,000
Other " " "	202,029	20,320,000	291,967	36,665,000	285,285	40,723,000	288,781	38,521,000	291,227	44,812,000
Books, printed matter, charts &c..... Met. ctr.	79,392	43,514,000	81,651	44,454,000	86,023	47,128,000	90,759	49,691,000	95,339	52,321,000
Coal and coke..... "	64,395,000	107,373,000	63,138,000	100,723,000	61,269,000	99,987,000	67,383,000	102,938,000	69,722,000	105,222,000
Coffee, raw and roasted..... "	449,314	41,008,000	451,029	40,803,000	472,645	39,693,000	493,069	49,784,000	485,825	50,354,000
Copper, raw..... "	175,042	31,978,000	184,981	24,727,000	187,006	27,335,000	225,321	34,031,000	226,517	39,356,000
Cotton, raw (including waste and carded)..... "	1,442,787	142,883,000	1,541,532	160,102,000	1,609,214	195,163,000	1,666,515	225,873,000	1,747,773	196,035,000
Cotton yarn..... "	62,050	19,120,000	79,157	23,272,000	68,603	24,291,000	66,015	24,863,000	59,689	20,037,000
" mfrs..... "	12,627	12,675,000	12,755	14,447,000	13,080	15,764,000	13,839	17,221,000	13,415	17,103,000
Dye stuffs..... "	512,842	22,101,000	552,635	23,631,000	575,463	25,232,000	602,219	24,897,000	594,190	23,790,000
Flax, hemp and jute—										
Raw and tow..... "	796,520	44,706,000	839,761	41,722,000	915,756	53,059,000	971,929	48,286,000	988,163	56,913,000
Gram, maize..... "	2,196,473	19,133,000	1,492,312	12,931,000	2,827,221	29,792,000	3,579,122	40,793,000	4,702,106	60,628,000
Hides and skins, raw..... "	282,444	46,349,000	286,614	47,071,000	288,084	49,707,000	363,500	63,461,000	284,923	56,984,000
Iron, pig..... "	660,000	7,760,000	348,000	2,774,000	408,590	2,758,000	316,000	2,292,000	403,000	3,186,000
" and steel wares..... "	242,653	22,517,000	299,992	21,790,000	214,807	22,870,000	208,732	25,270,000	247,010	28,192,000
Leather and leatherwares..... "	61,370	49,200,000	57,870	48,744,000	60,015	51,580,000	62,583	53,050,000	52,828	49,476,000
Machinery, locomotives, &c..... "	418,709	42,341,000	437,103	44,063,000	469,556	48,581,000	499,163	52,636,000	585,551	63,411,000
Oil, mineral..... "	406,119	3,643,000	406,941	3,458,000	390,923	4,040,000	428,244	4,239,000	439,116	4,504,000
Rice..... "	751,992	15,845,000	777,556	16,058,000	737,234	16,883,000	859,122	18,616,000	1,063,788	23,836,000
Silk and floss silk—										
Thrown and spun..... "	12,472	38,001,000	13,426	44,565,000	12,501	44,934,000	13,079	46,189,000	13,268	46,370,000
Silk mfrs..... "	4,265	29,440,000	4,146	29,476,000	4,702	30,641,000	5,119	33,062,000	5,093	33,070,000
Tobacco, raw and manufac- tured..... "	222,047	56,206,000	217,272	51,660,000	234,936	52,597,000	236,502	52,624,000	231,820	45,548,000
Wood, bone, &c., mfrs. of.. "	131,791	10,131,000	194,603	11,445,000	153,812	11,619,000	129,801	11,968,000	155,201	13,564,000

7-8 EDWARD VII., A. 1908

## SESSIONAL PAPER No. 10\*

Wool, raw.....	Met. ctr.	346,711	90,805,000	109,450	118,649,000	380,143	114,359,000	400,397	129,888,000	381,245	126,897,000
" yarn.....	"	58,590	34,111,000	66,148	40,138,000	65,238	57,112,000	63,618	38,250,000	55,961	35,549,000
" mfts.....	"	21,387	23,913,000	22,870	26,933,000	22,330	26,984,000	22,877	27,001,000	23,695	23,477,000
Total value of principal and other articles imported.		.....	1,652,642,000	.....	1,720,335,000	.....	1,877,115,000	.....	2,017,901,000	.....	2,146,133,000



7-8 EDWARD VII., A. 1908

## AUSTRIA-HUNGARY.

Total Quantities and Values of the Principal Articles of Domestic Produce Exported (Merchandise only) during the Years ended December 31, 1901 to 1905, inclusive.

NOTE:—Krone = 20·3 cts. Metric Centner = 220·4 lbs.

ARTICLES.	1901.			1902.			1903.			1904.			1905.		
	Quantity.	Value.	Kronen.	Quantity.	Value.	Kronen.	Quantity.	Value.	Kronen.	Quantity.	Value.	Kronen.	Quantity.	Value.	Kronen.
Animals, living—			No.												
Mules and asses .....	61,273	50,231,000		64,985	53,596,000		64,859	53,529,000		73,736	61,555,000		72,229	60,441,000	
Other .....	284,109	70,265,000	"	439,783	98,108,000		379,124	114,505,000		291,238	100,311,000		251,226	88,479,000	
Butter (except artificial). Met. Ctr.	74,748	12,576,000	"	70,714	12,021,000		62,270	11,831,000		50,954	9,274,000		40,570	8,195,000	
" margarine .....	35,821	3,009,000	"	39,887	4,143,000		21,624	1,816,000		20,934	1,633,000		15,728	1,478,000	
Clothing, ready-made .....	16,851	23,872,000	"	18,971	27,279,000		27,077	38,540,000		27,335	37,058,000		26,330	36,619,000	
Coal (chiefly lignite) .....	88,254,000	95,045,000	"	85,799,000	81,095,000		87,823,000	79,979,000		84,041,000	74,829,000		89,389,000	78,742,000	
Cotton, raw (including card- ed, waste and wadding) ..	68,574	4,711,000	"	75,649	4,935,000		95,418	7,080,000		103,087	9,007,000		103,927	8,563,000	
Cotton wfs. ....	35,349	14,595,000	"	41,502	17,350,000		49,736	21,541,000		66,085	29,659,000		82,889	36,514,000	
Eggs .....	1,038,855	96,540,000	"	1,203,247	112,139,000		1,126,115	107,126,000		1,145,182	105,468,000		1,032,951	97,097,000	
Feathers .....	49,623	17,946,000	"	48,378	17,750,000		52,403	21,976,000		52,013	22,846,000		51,934	23,509,000	
Glassware .....	553,578	49,115,000	"	560,888	46,488,000		611,816	54,079,000		636,103	56,915,000		723,598	59,713,000	
Grain.—Wheat .....	212,774	3,769,000	"	141,123	2,449,000		164,213	2,906,000		31,919	591,000		13,423	252,000	
Barley .....	3,244,000	56,231,000	"	3,731,000	62,971,000		5,318,000	90,042,000		2,510,787	44,489,000		4,250,000	75,421,000	
Hides and skins, raw .....	168,559	39,027,000	"	211,658	46,086,000		227,868	47,124,000		211,534	48,739,000		257,112	59,827,000	
Hops .....	101,593	27,302,000	"	52,153	13,914,000		26,763	12,559,000		45,529	26,983,000		85,172	35,661,000	
Iron and steel wares.....	503,852	29,731,000	"	303,787	24,556,000		454,208	33,960,000		602,524	44,519,000		638,282	41,045,000	
Jewellery and fancy wares..	39,438	48,221,000	"	39,780	51,147,000		41,420	53,113,000		39,122	54,909,000		41,785	50,045,000	
Leather, wfs. of .....	31,672	50,753,000	"	30,835	50,569,000		32,426	54,094,000		29,371	47,612,000		30,474	51,574,000	
Linen yarn .....	87,004	17,818,000	"	79,684	15,472,000		98,128	19,985,000		75,193	15,303,000		81,470	18,077,000	
" wfs. ....	24,148	15,243,000	"	25,679	16,500,000		30,487	20,164,000		29,374	19,008,000		31,549	19,301,000	
Malt .....	1,688,000	46,163,000	"	1,732,000	45,150,000		2,042,000	52,436,000		1,887,000	52,910,000		1,804,000	53,363,000	
Paper, prepared and manu- factured .....	666,746	30,740,000	"	740,394	32,810,000		799,926	34,997,000		826,849	35,737,000		886,753	38,153,000	
Pulse .....	894,236	15,260,000	"	786,796	14,808,000		1,025,745	22,581,000		343,734	8,717,000		500,190	14,576,000	
Silk and floss silk—															
Thrown and spun .....	4,057	11,932,000	"	4,407	14,883,000		3,598	12,803,000		3,545	11,801,000		3,258	12,197,000	
Silk wfs. ....	6,309	15,970,000	"	5,900	15,903,000		5,494	15,544,000		4,899	14,122,000		5,285	15,923,000	
Sugar, raw .....	757,786	15,481,000	"	597,781	9,594,000		1,130,431	21,932,000		199,791	4,855,000		886,943	23,494,000	
" refined .....	6,246,163	161,187,000	"	6,210,108	129,105,000		5,965,741	145,039,000		4,903,591	146,993,000		4,853,639	165,685,000	



SESSIONAL PAPER No. 10\*

Wood, common, bone, &c., unmanufactured.....Met. Ctr.	22,776,000	97,365,000	20,380,000	82,097,000	24,101,000	103,440,000	21,095,000	166,784,000	23,522,000	166,784,000
Wood, common, bone, &c., half manufactured.....	15,781,000	122,033,000	15,214,000	113,469,000	17,868,000	133,749,000	18,692,000	145,128,000	17,731,000	145,713,000
Wooden wares.....	409,502	43,046,000	438,164	44,744,000	479,519	49,821,000	480,251	49,044,000	439,319	47,762,000
Wood, raw.....	79,440	19,640,000	99,173	27,252,000	102,072	31,609,000	95,970	29,532,000	113,494	33,997,000
"	51,154	44,022,000	53,845	46,691,000	57,300	50,006,000	69,411	58,344,000	70,432	63,323,000
Total value of principal and other articles exported.....	.....	1,885,457,000	.....	1,913,598,000	.....	2,429,781,000	.....	2,088,669,000	.....	2,243,780,000

## BELGIUM.

VALUE of the Total Imports for Consumption and Exports of Domestic Produce from and to each Principal Country during the Years ended December 31, 1902 to 1906, inclusive.

NOTE.—Franc = 193 cts.

IMPORTS.					COUNTRIES.				EXPORTS.			
1902.	1903.	1904.	1905.	1906.	1906.	1902.	1903.	1904.	1905.	1906.		
Francs.	Francs.	Francs.	Francs.	Francs.	Francs.	Francs.	Francs.	Francs.	Francs.	Francs.		
283,926,000	325,364,000	335,403,847	376,935,732	445,761,559	Great Britain.....	358,901,000	364,795,000	392,324,308	366,306,752	409,819,291		
103,540,000	184,020,000	198,912,750	240,021,549	238,290,593	Argentina Republic.....	13,534,000	21,512,000	41,508,313	48,150,674	66,170,819		
9,725,000	11,059,000	10,340,158	12,158,710	13,538,400	Austria Hungary.....	15,531,000	16,973,000	19,612,292	18,588,429	22,214,389		
44,998,000	42,314,000	58,189,910	72,718,741	95,332,007	Australasia.....	12,002,000	12,345,000	12,086,323	13,174,293	17,300,463		
8,714,000	10,358,000	12,888,606	12,137,357	14,080,963	*Barbary States.....	9,663,000	4,947,000	4,853,712	4,090,310	6,977,475		
26,859,000	17,355,000	41,839,457	27,357,370	31,727,676	Brazil.....	15,233,000	19,553,000	22,895,689	28,469,935	36,205,823		
12,168,000	117,121,000	141,688,912	104,083,254	103,958,784	British East Indies.....	214,596,000	20,812,000	25,860,270	35,052,379	27,717,466		
16,922,000	7,319,000	7,486,625	13,040,990	18,257,814	Canada.....	9,143,000	16,294,000	9,865,543	13,760,623	14,817,814		
32,260,000	23,905,000	53,477,529	44,665,777	16,235,625	Bulgaria.....	775,000	738,000	1,498,660	1,037,169	2,400,917		
8,587,000	9,119,000	43,722,028	57,626,403	58,696,981	Chile and Peru.....	7,677,000	9,209,000	10,156,059	11,037,818	28,868,242		
42,090,000	48,304,000	18,769,538	10,379,843	16,968,666	China.....	22,958,000	23,973,000	25,545,898	42,140,166	55,551,100		
2,366,000	1,969,000	53,100,208	39,495,705	73,313,574	Congo States.....	7,158,000	8,606,000	14,048,952	11,456,668	12,801,004		
3,997,000	2,714,000	2,442,598	3,908,641	3,616,293	Denmark.....	10,556,000	9,553,000	11,187,871	10,393,278	12,443,004		
385,836,000	412,302,000	465,683,885	2,662,150	3,072,828	Egypt.....	21,192,000	17,087,000	24,696,985	37,879,851	46,444,189		
331,142,000	340,217,000	351,025,570	517,517,077	604,630,796	France.....	357,337,000	393,074,000	346,691,314	371,632,083	548,061,971		
6,718,000	3,853,000	4,797,983	409,683,555	465,153,404	Germany.....	498,540,000	459,313,000	505,472,963	569,859,813	642,005,708		
207,974,000	229,291,000	240,872,984	8,113,927	8,711,220	Greece.....	5,490,000	9,313,000	6,548,420	7,078,015	8,744,081		
30,627,000	34,143,000	34,153,687	245,228,341	259,796,110	Holland.....	218,209,000	232,649,000	268,781,477	260,901,708	273,288,782		
64,831,000	60,155,000	56,362,623	36,897,458	44,423,487	Italy.....	32,294,000	46,576,000	44,242,230	34,392,628	66,832,993		
5,004,000	5,069,000	7,409,859	55,422,391	60,692,358	Norway and Sweden.....	23,964,000	22,526,000	24,212,499	25,536,911	23,575,074		
145,835,000	132,686,000	102,173,683	6,124,917	8,041,880	Portugal.....	12,267,000	14,721,000	15,120,945	12,988,752	12,553,246		
147,568,000	218,635,000	212,119,424	138,099,738	161,380,236	Roumania.....	4,453,000	3,754,000	3,948,530	6,763,332	27,218,108		
33,431,000	33,597,000	33,382,757	28,024,814	233,745,477	Russia.....	33,113,000	38,335,000	26,671,190	32,541,465	35,632,363		
7,130,000	6,636,000	7,292,638	39,642,011	55,820,843	Spain.....	34,113,000	27,286,000	48,255,304	34,400,908	35,189,166		
21,920,000	24,162,000	21,048,402	10,039,848	15,171,465	Switzerland.....	24,803,000	26,079,000	27,418,212	30,713,549	34,293,109		
275,841,000	266,246,000	222,301,104	22,526,721	24,674,731	Turkey.....	17,386,000	17,103,000	20,224,086	25,735,694	33,155,232		
16,670,000	11,309,000	15,112,093	299,479,078	290,788,511	United States.....	88,858,000	93,335,000	86,324,249	92,291,826	108,362,552		
24,890,000	35,283,000	26,095,249	20,295,633	20,788,511	Uruguay.....	1,780,000	2,287,000	1,763,836	3,235,573	4,322,608		
			40,732,028	58,025,798	Other Countries.....	109,969,000	147,022,000	141,384,412	183,362,435	180,821,237		
2,380,683,000	2,456,370,000	2,782,219,972	3,068,336,762	3,454,017,157	Totals.....	1,925,490,000	2,110,358,000	2,183,260,722	2,333,476,477	2,793,840,167		

\* Including Zanzibar.

† Including Azores, Cape Verde Islands and Madeira.

SESSIONAL PAPER No. 10\*

## BELGIUM.

Total Quantities and Values of the Principal Articles Imported for Consumption (Merchandise only) during the Years ended December 31, 1902 to 1906, inclusive.

Note. Franc—19 cts. Kilog.—2.204 lbs. Tonne—2,204 lbs. Hectolitre—22.02 galls. Cub. meter—35.34 cub. ft.

ARTICLES.	1902.			1903.			1904.			1905.			1906.		
	Quantity.	Value.		Quantity.	Value.		Quantity.	Value.		Quantity.	Value.		Quantity.	Value.	
Animals—			Francs.			Francs.			Francs.			Francs.			Francs.
Horses .....	35,129	12,981,000		38,551	13,081,000		37,505	12,295,000		41,752	13,785,000		65,257	21,646,000	
Other .....	235,914	26,888,000		233,500	31,423,000		219,370	29,736,000		222,831	26,650,000		219,718	29,536,000	
Butter, fresh or salted .....	3,345,409	9,033,000		4,440,134	12,122,000		4,112,418	12,736,000		4,560,803	12,770,000		5,047,813	11,689,000	
" margarine .....	5,247	7,000		1,550	2,000		1,712	2,000		832	1,000		359	500	
Coal .....	3,265,745	60,632,000		3,598,642	63,556,000		3,746,840	58,087,000		4,302,956	61,740,000		5,506,091	96,132,000	
Coffee .....	31,537,678	32,173,000		23,323,046	22,831,000		70,028,811	71,910,000		45,373,891	48,627,000		53,996,088	56,241,000	
Copper and nickel, raw .....	14,136,739	19,876,000		13,602,343	20,401,000		13,422,641	21,478,000		12,379,138	23,194,000		22,483,642	54,421,000	
Cotton—															
Raw .....	44,683,247	47,811,000		53,327,632	73,333,000		40,377,406	52,494,000		47,754,472	57,305,000		54,049,294	67,562,000	
Yarn .....	1,468,958	3,531,000		1,357,979	4,010,000		1,312,196	4,008,000		4,546,212	12,523,000		2,888,979	8,413,000	
Manufactures .....		31,485,000			31,413,000			30,365,000			34,239,000			35,676,000	
Diamonds in the rough .....		42,688,000			77,789,000			80,297,000			33,371,000			93,418,000	
Dyes and dye stuffs .....		49,849,000			36,846,000			41,290,000			55,223,000			61,465,000	
Fish .....	91,970,402	27,370,000		49,022,057	26,545,000		61,942,023	25,508,000		60,344,709	24,236,000		62,075,452	25,023,000	
Flax, raw .....	102,390,612	92,152,000		128,799,299	135,239,000		126,520,971	150,560,000		138,424,606	142,577,000		146,659,624	151,039,000	
" yarn .....		26,091,000		7,407,196	25,462,000		9,233,722	32,326,000		10,584,112	36,697,000		10,206,671	37,794,000	
Grain—															
Barley .....	295,498,493	47,280,000		336,244,944	53,127,000		348,499,858	51,889,000		400,783,640	58,114,000		386,299,273	57,945,000	
Buckwheat .....	6,278,529	1,036,000		5,091,467	841,000		8,594,383	1,435,000		7,222,678	1,344,000		6,558,420	1,131,000	
Corn .....	370,279,028	46,285,000		516,033,217	60,634,000		494,512,191	58,105,000		613,771,917	79,790,000		510,976,723	61,317,000	
Oats .....	15,185,031	2,506,000		5,351,926	830,000		28,619,253	4,441,000		130,413,672	20,868,000		88,000,005	15,558,000	
Rice .....	70,149,624	12,544,000		74,351,686	15,470,000		75,618,253	16,221,000		76,507,213	15,317,000		87,270,485	17,725,000	
Rye .....	60,779,304	8,053,000		79,636,396	10,751,000		70,026,329	9,454,000		62,683,059	9,716,000		80,450,827	11,263,000	
Wheat .....	1,552,977,618	256,241,000		1,619,265,914	265,540,000		1,741,232,029	304,085,000		1,761,709,151	313,183,000		1,848,702,437	314,279,000	
Grain Products—															
Bran .....	28,678,907	3,441,000		54,034,619	6,576,000		63,258,656	8,224,000		60,618,779	8,487,000		82,803,257	11,601,000	
Malt .....	14,373,287	3,796,000		16,251,433	1,104,000		16,090,101	1,105,000		15,933,350	1,124,000		17,115,397	1,437,000	
Wheat flour .....	8,803,411	1,981,000		5,912,712	1,321,000		3,578,616	825,000		3,690,939	867,000		4,915,174	1,063,000	
Hominy, raw .....	16,504,703	13,204,000		20,815,291	17,693,000		20,289,520	17,216,000		18,410,167	15,649,000		18,553,618	17,628,000	

## BELGIUM.

Total Quantities and Values of the Principal Articles Imported for Consumption (Merchandise only) during the Years ended December 31, 1902 to 1906, inclusive—*Concluded*.

ARTICLES.	1902.		1903.		1904.		1905.		1906.	
	Quantity.	Value.	Quantity.	Value.	Quantity.	Value.	Quantity.	Value.	Quantity.	Value.
Hides, raw .....	52,220,917	70,498,000	58,374,915	81,726,000	55,582,867	80,595,000	61,048,408	92,473,000	64,499,677	119,324,000
Iron ore and pig iron (in- cluding scrap iron).....	2,897,015,217	45,630,000	3,436,864,787	50,722,000	3,744,619,129	53,603,000	3,935,711,494	64,916,000	4,328,417,104	86,782,000
Iron and steel manufactures ..	14,100,709	6,575,000	16,754,664	7,351,000	14,224,287	6,779,000	18,610,621	8,220,000	17,868,181	8,497,000
Machines and machinery.....		45,511,000		49,323,000		50,979,000		60,970,000		74,115,000
Manure, guano and other.....	158,923,706	23,284,000	188,389,295	27,815,000	157,401,619	17,877,000	177,434,656	21,438,000	211,066,751	27,030,000
Meats .....	13,718,275	15,825,000	13,893,549	16,433,000	15,103,870	18,137,000	16,381,301	19,119,000	20,082,664	23,369,000
Minerals, raw, except iron and coal.....		77,352,000		93,731,000		99,205,000		109,248,000		130,386,000
Resins and bitumens (in- cluding petroleum) ...	489,435,983	109,566,000	496,446,512	115,118,000	499,833,977	113,607,000	519,025,159	116,604,000	528,754,384	120,659,000
Seeds, oleaginous.....	271,745,719	73,515,000	369,594,905	95,199,000	372,059,972	87,895,000	340,159,359	88,555,000	324,491,825	93,479,000
Silk, raw .....	157,784	1,262,000	199,777	1,598,000	118,599	949,000	193,669	1,549,000	168,325	1,246,000
" manufactures.....		10,593,000		9,798,000		9,834,000		11,026,000		11,889,000
Tallow and other fats.....	36,486,547	33,641,000	34,199,703	29,520,000	33,292,891	26,788,000	37,317,360	29,886,000	39,179,569	33,607,000
Tow .....	14,026,154	11,221,000	15,074,926	13,075,000	12,438,502	12,459,000	12,351,636	11,734,000	12,387,700	11,149,000
Wines .....	315,857	26,005,000	338,720	28,544,000	305,539	25,787,000	339,457	30,067,000	371,370	30,702,000
Wood for building.....	1,233,010	118,148,000	1,259,694	119,546,000	1,396,351	130,122,000	1,325,225	125,942,000	1,407,591	133,861,000
Wool, raw.....	55,155,094	124,099,000	53,886,163	148,187,000	52,828,681	153,203,000	63,859,723	191,579,000	61,178,538	200,666,000
Woolen manufactures.....		20,095,000		19,312,000		19,624,000		19,951,000		19,424,000
Total value of principal and other articles imported.....		2,380,683,000		2,656,370,000		2,782,220,000		3,068,337,000		3,454,017,000



SESSIONAL PAPER No. 10\*

## BELGIUM.

Total Quantities and Values of the Principal Articles of Domestic Produce Exported (Merchandise only) during the Years ended December 31, 1902 to 1906, inclusive.

NOTE.—Franc=19·3 cents. Kilog=2·204 lbs.

ARTICLES.	1902.			1903.			1904.			1905.			1906.		
	Quantity.	Value.	Quantity.	Value.	Quantity.	Value.	Quantity.	Value.	Quantity.	Value.	Quantity.	Value.	Quantity.	Value.	Value.
		Francs.		Francs.		Francs.		Francs.		Francs.		Francs.		Francs.	Francs.
Animals, horses,..... No.	21,949	26,038,000	26,551	28,011,000	27,658	29,756,000	29,651	33,748,000	28,666	33,748,000	28,666	35,466,000			
Arms..... Kilog.	2,559,763	15,293,000	2,037,574	16,289,000	1,968,397	20,537,000	1,723,521	22,395,000	1,680,212	22,395,000	1,680,212	23,123,000			
Butter, fresh and salted..... Kilog.	730,141	6,911,000	841,350	5,563,000	317,511	5,709,000	413,000	4,827,000	338,000	4,827,000	338,000	4,880,000			
" margarine..... Kilog.	3,720,251	986,000	3,351,988	448,000	3,438,383	413,000	3,511,000	341,000	250,297	341,000	250,297	338,000			
Candles..... Kilog.	5,749,979	4,110,000	5,347,039	3,614,000	3,638,383	3,614,000	3,511,000	3,397,000	3,330,614	3,397,000	3,330,614	3,130,000			
Coal..... Kilog.	824,256	110,741,000	841,142	100,747,000	879,883	88,965,000	5,184,310	79,061,000	5,432,093	79,061,000	5,432,093	95,590,000			
Coke..... Kilog.		18,958,000		17,875,000		17,906,000		20,319,000		20,319,000		20,555,000			
Cotton manufactures..... Kilog.		32,530,000		37,488,000		44,425,000		49,419,000		49,419,000		53,589,000			
Diamonds, cut..... Kilog.		41,091,031		83,541,000		85,112,000		99,652,000		99,652,000		99,997,000			
Flax, raw..... Kilog.		80,128,000		102,307,000		83,899,000		83,899,000		83,899,000		101,814,000			
Glass and glassware..... Kilog.		92,321,000		89,453,000		73,565,000		91,381,000		91,381,000		106,588,000			
Grain of all kinds except rice..... Kilog.		80,299,000		516,032,332		81,225,000		111,498,000		111,498,000		107,739,000			
Hides, raw..... Kilog.		53,251,000		57,843,000		59,453,000		68,775,000		68,775,000		85,925,000			
Iron or steel:—															
Hammered, drawn or rolled..... Kilog.		600,455,735		735,252,323		97,785,000		704,083,256		883,095,974		123,866,000			
Wrought..... Kilog.		136,274,351		121,896,560		68,687,000		131,639,779		139,396,196		83,884,000			
Linen and other vegetable fibres:—															
Yarn..... Kilog.		87,189,928		88,532,000		93,697,000		93,697,000		93,697,000		81,879,000			
Linen, hemp and jute, and mfrs. of..... Kilog.		15,948,000		15,865,000		26,087,819		26,594,918		26,594,918		27,240,001			
Machinery:— Locomotives, railway carriages, &c..... Kilog.		32,128,000		64,051,000		63,928,000		63,928,000		63,928,000		135,709,000			
Machinery, other..... Kilog.		30,738,000		36,061,000		46,792,000		46,792,000		46,792,000		65,415,000			
Manures..... Kilog.		50,927,000		497,355,011		555,555,522		32,615,000		32,615,000		40,033,000			
Meats..... Kilog.		14,383,000		9,969,541		13,982,000		15,009,000		11,431,003		15,422,000			
Oils:— Vegetable..... Kilog.		20,857,000		33,353,529		31,887,335		18,934,000		18,934,000		23,376,000			
Paints and colours..... Kilog.		32,236,660		35,435,000		82,147,864		36,095,000		36,095,000		52,787,000			
Paper (including paper hangings)..... Kilog.		18,338,000		17,555,000		39,413,385		20,561,000		46,211,483		29,606,000			
Resin and bitumens (including petroleum)..... Kilog.		29,701,000		122,688,330		127,671,125		30,481,000		151,703,453		36,923,000			



BELGIUM.

Total Quantities and Values of the Principal Articles of Domestic Produce Exported (Merchandise only) during the Years ended December 31, 1902 to 1906, inclusive—*Concluded*.

ARTICLES.	1902.		1903.		1904.		1905.		1906.	
	Quantity.	Value.	Quantity.	Value.	Quantity.	Value.	Quantity.	Value.	Quantity.	Value.
		Francs.		Francs.		Francs.		Francs.		Francs.
Salt of soda..... Kilog.	69,465,940	9,795,000	62,945,082	10,294,000	70,733,788	11,154,000	90,753,379	17,106,000	88,873,883	18,473,000
Stone, rough and hewn..... Kilog.	99,966,821	31,046,000	.....	30,231,000	.....	34,989,000	.....	33,218,000	.....	36,474,000
Sugar, raw..... Kilog.	31,427,089	15,995,000	81,933,219	17,206,000	130,031,038	32,508,000	94,262,973	26,395,000	124,978,850	26,246,000
" refined..... "	36,598,786	12,394,000	34,722,015	10,913,000	54,921,836	17,015,000	43,716,999	16,217,000	85,023,932	25,350,000
Tallow and other fat..... "	20,696,695	31,795,000	36,735,116	29,466,000	35,076,989	26,094,000	37,457,378	27,709,000	38,222,735	31,064,000
Wool, raw..... "	.....	88,996,000	21,367,826	102,566,000	19,087,839	95,439,000	18,151,223	95,310,000	18,188,254	100,943,000
Woollen yarn..... "	9,094,898	38,788,000	9,662,424	43,511,000	9,426,551	42,973,000	10,286,224	56,380,000	9,457,861	50,571,000
" manufactures..... "	.....	15,085,000	.....	15,326,000	.....	14,610,000	.....	14,541,000	.....	13,659,000
Zinc, unwrought..... Kilog.	118,117,809	53,153,000	119,988,436	61,194,000	116,289,037	64,192,000	125,423,025	78,389,000	132,773,993	89,357,000
Total value of principal and other articles exported.....	.....	1,925,490,000	.....	2,110,338,000	.....	2,183,261,060	.....	2,333,676,000	.....	2,743,840,000

SESSIONAL PAPER No. 10\*

## BULGARIA.

VALUE OF the Total Imports and Exports (Merchandise only) from and to each Principal Country, during the Years ended December 31, 1901 to 1905, inclusive.

NOTE.—Lew. 19 3 cts.

IMPORTS.					EXPORTS.				
1901.	1902.	1903.	1904.	1905.	1901.	1902.	1903.	1904.	1905.
Lew.	Lew.	Lew.	Lew.	Lew.	Lew.	Lew.	Lew.	Lew.	Lew.
13,917,000	15,216,000	14,810,000	18,819,000	20,183,000	15,875,000	24,199,000	20,180,000	21,728,000	12,884,000
17,928,000	18,112,000	22,830,000	38,169,000	33,037,000	7,253,000	8,245,000	9,637,000	14,000,000	18,887,000
2,392,000	1,987,000	2,103,000	2,497,000	2,819,000	10,975,000	19,107,000	25,948,000	52,988,000	42,415,000
3,827,000	3,958,000	3,397,000	10,035,000	7,319,000	1,868,000	7,652,000	7,506,000	7,606,000	8,917,000
9,829,000	8,556,000	10,918,000	19,976,000	21,031,000	8,793,000	10,699,000	9,278,000	12,216,000	11,709,000
329,000	171,000	321,000	338,000	283,000	3,225,000	3,551,000	4,912,000	3,731,000	5,457,000
135,000	331,000	427,000	627,000	730,000	279,000	280,000	130,000	276,000	292,000
4,465,000	5,023,000	6,117,000	8,319,000	6,781,000	3,133,000	2,766,000	2,836,000	4,762,000	4,437,000
2,290,000	1,181,000	2,182,000	3,712,000	5,519,000	697,000	1,299,000	1,511,000	1,756,000	1,851,000
3,757,000	3,096,000	3,902,000	6,075,000	3,255,000	164,000	292,000	258,000	142,000	218,000
1,078,000	719,000	728,000	1,101,000	1,080,000	312,000	319,000	359,000	1,746,000	2,357,000
166,000	619,000	936,000	965,000	1,399,000	39,000	405,000	298,000	220,000	290,000
10,062,000	11,077,000	12,325,000	17,025,000	16,872,000	21,429,000	22,211,000	23,165,000	25,645,000	21,310,000
118,000	304,000	379,000	577,000	1,418,000	534,000	699,000	917,000	515,000	1,411,000
130,000	229,000	398,000	767,000	584,000	2,166,000	1,871,000	1,079,000	7,198,000	15,616,000
70,044,000	71,246,000	81,803,000	129,690,000	122,250,000	82,770,000	103,685,000	108,074,000	157,619,000	147,961,000
Totals ..					Totals ..				

COUNTRIES.

Great Britain.....  
Austria-Hungary.....  
Belgium.....  
France.....  
Germany.....  
Greece.....  
Holland.....  
Italy.....  
Rumania.....  
Russia.....  
Serbia.....  
Switzerland.....  
Turkey.....  
United States.....  
Other Countries.....

7-8 EDWARD VII., A. 1908

## BULGARIA.

Total Quantities and Values of the Principal Articles Imported (Merchandise only) during the Years ended December 31, 1901 to 1905, inclusive.

NOTE: Lew=19·3 cts. Kilog=2·204 lbs.

ARTICLES.	1901.		1902.		1903.		1904.		1905.	
	Quantity.	Value.	Quantity.	Value.	Quantity.	Value.	Quantity.	Value.	Quantity.	Value.
		Lew.		Lew.		Lew.		Lew.		Lew.
Arms: Firearms and parts thereof..... Kilogs	97,000	590,000	98,900	819,000	75,000	945,000	388,000	5,615,000	115,000	1,829,000
Clothing..... "	99,000	1,177,000	127,000	1,329,000	145,000	1,400,000	250,000	2,310,000	188,000	1,813,000
Coffee, raw and roasted..... "	1,121,000	1,030,000	1,193,000	1,046,000	1,302,000	1,127,000	1,388,000	1,372,000	1,351,000	1,440,000
Coal and coke..... "	26,905,000	815,000	20,120,000	526,000	27,706,000	717,000	30,406,000	931,000	41,303,000	1,032,000
Cordage and twine..... "	497,000	546,000	638,000	670,000	781,000	813,000	1,026,000	1,092,000	965,000	1,048,000
Cotton yarn..... "	2,350,000	4,985,000	2,910,000	6,126,000	3,338,000	7,059,000	3,546,000	8,606,000	4,419,000	9,724,000
" manufactures..... "	3,060,000	9,882,000	3,222,000	10,356,000	2,957,000	19,617,000	4,160,000	15,008,000	4,084,000	14,825,000
Iron in the rough, including hoop and plate iron..... "	6,571,000	1,425,000	7,267,000	1,475,000	8,116,000	1,617,000	11,929,000	2,207,000	12,915,000	2,316,000
Iron, manufactures of..... "	6,947,000	2,370,000	8,180,000	2,611,000	17,085,000	4,157,000	14,887,000	4,149,000	10,615,000	4,119,000
Leather, for soles..... "	746,000	1,808,000	682,000	1,696,000	703,000	1,898,000	1,065,000	2,594,000	949,000	2,395,000
Oil: Olive..... "	1,009,000	1,646,000	1,863,000	1,633,000	2,153,000	1,879,000	3,085,000	2,402,000	2,365,000	2,116,000
Petroleum and naptha, refined..... "	14,735,000	2,401,000	12,274,000	1,919,000	15,359,000	2,308,000	21,232,000	3,707,000	14,456,000	2,763,000
Paper of all sorts..... "	3,417,000	1,654,000	3,751,000	1,907,000	3,719,000	1,859,000	4,980,000	2,562,000	5,719,000	2,576,000
Salt, rock and other..... "	33,779,000	1,125,000	36,280,000	1,119,000	33,427,000	1,005,000	38,997,000	1,135,000	22,715,000	726,000
Sugar, refined..... "	7,356,000	2,228,000	8,956,000	2,348,000	10,502,000	3,075,000	12,381,000	4,280,000	15,907,000	5,406,000
Wood, rough or sawn..... "	30,445,000	1,389,900	29,179,000	1,002,000	27,102,000	1,364,000	12,794,000	2,298,000	66,919,000	3,990,000
Wool, manufactures of..... "	261,000	2,032,000	330,000	2,522,000	384,000	2,860,000	618,000	4,506,000	581,000	4,241,000
Total value of principal and other articles imported.....	70,014,000		71,246,000			81,803,000		129,630,000		122,250,000

SESSIONAL PAPER No. 10\*

## BULGARIA

Total QUANTITIES and Values of the Principal Articles Exported (Merchandise only), during the Years ended December 31, 1901 to 1905, inclusive.

NOTE:—Lew=10-3 ets. Kilog=2-204 lbs.

ARTICLES.	1901.		1902.		1903.		1904.		1905.	
	Quantity.	Value.	Quantity.	Value.	Quantity.	Value.	Quantity.	Value.	Quantity.	Value.
Animals: Cattle,..... No.	31,229	Lew.	25,417	Lew.	18,631	Lew.	13,558	Lew.	12,341	Lew.
Horses, mules .....	12,748	1,116,000	13,167	1,134,000	4,442	400,000	9,278	787,000	6,218	630,000
and asses .....	462,512	3,469,000	378,816	2,799,000	316,339	2,463,000	100,733	3,253,000	367,733	3,132,000
Sheep .....	4,612,000	2,451,000	32,591,000	6,257,000	4,348,000	689,000	82,000	13,000	32,462,000	6,166,000
Goats .....	13,081,000	2,494,000	13,781,000	2,631,000	18,806,000	3,635,000	20,668,000	4,051,000	19,033,000	3,674,000
Flour of all kinds .....	52,764,000	4,676,000	63,168,000	5,739,000	60,076,000	5,097,000	103,393,000	9,449,000	69,893,000	6,878,000
Grain: Barley .....	251,639,000	21,310,000	290,242,000	18,980,000	129,267,000	12,467,000	247,479,000	22,776,000	98,301,000	11,216,000
Maize .....	28,269,000	2,388,000	35,133,000	3,258,000	30,763,000	2,863,000	62,180,000	6,269,000	74,024,000	8,183,000
Rye .....										
Wheat (including buckwheat) .....	133,401,000	16,173,000	234,721,000	28,501,000	332,977,000	12,566,000	523,633,000	72,982,000	450,216,000	61,822,000
Hides and skins .....	1,144,000	3,007,000	1,504,000	2,973,000	1,337,000	2,767,000	1,214,000	2,794,000	1,621,000	4,046,000
Wood, rough or sawn .....	29,324,000	1,210,000	22,003,000	1,306,000	16,587,000	1,009,000	14,265,000	856,000	8,912,000	529,000
Wool, manufactures of (such as <i>alas</i> and <i>schagaks</i> ) .....	454,000	1,751,000	479,000	1,763,000	387,000	1,766,000	440,000	1,762,000	422,000	1,761,000
Total value of principal and other articles exported.....		82,776,000		103,685,000		108,071,000		157,619,000		147,361,000

## CHILE.

VALUE of the Total Imports for Consumption and Exports of Domestic Produce from and to each Principal Country during the Years ended December 31, 1901 to 1905, inclusive. (*Including Coin and Bullion.*)

NOTE.—Peso Fuerte=36.5 cts

IMPORTS.					COUNTRIES.		EXPORTS.				
1901.	1902.	1903.	1904.	1905.			1901.	1902.	1903.	1904.	1905.
Pesos Fuert.	Pesos Fuert.	Pesos Fuert.	Pesos Fuert.	Pesos Fuert.			Pesos Fuert.	Pesos Fuert.	Pesos Fuert.	Pesos Fuert.	Pesos Fuert.
50,188,344	52,408,000	53,720,000	57,345,488	71,120,000	Great Britain.....		38,782,000	63,364,000	61,637,000	70,546,667	101,322,000
3,385,091	3,183,000	4,255,000	5,969,965	6,334,000	Argentine Republic.....		223,000	430,000	360,000	861,403	1,553,000
8,400,125	2,637,000	3,394,000	3,865,912	7,567,000	Australia.....						
1,480,991	1,600,000	2,072,000	3,343,000	4,945,000	Belgium.....		15,972,000	5,643,000	8,005,000	3,294,700	4,508,000
1,894,307	1,245,000	1,274,000	1,503,171	798,000	Brazil.....		157,000	285,000	73,000	250,922	342,000
440,848	226,000	132,000	153,991	163,000	China.....						
1,375,054	657,000	978,000	676,125	933,000	Ecuador.....		406,000	534,000	481,000	175,028	292,000
9,314,536	8,035,000	9,368,000	10,929,967	14,223,000	France.....		28,260,000	17,280,000	27,451,000	28,823,135	22,322,000
34,365,068	36,453,000	38,981,000	42,456,638	47,585,000	Germany.....		58,006,000	51,986,000	42,540,000	62,632,942	73,155,000
731,297	1,444,000	1,692,000	2,128,628	2,550,000	India.....						
2,544,897	2,880,000	4,527,000	4,736,265	5,119,000	Italy.....		3,589,000	4,699,000	3,206,000	4,295,957	4,048,000
4,905,847	4,802,000	6,047,000	6,608,829	4,945,000	Peru.....		821,000	2,415,000	3,622,000	3,836,724	5,010,000
758,818	627,000	641,000	1,127,419	1,719,000	Spain.....			143,000	436,000	946,944	1,826,000
16,526,333	14,394,000	12,229,000	13,997,927	18,868,000	United States.....		14,637,000	26,980,000	32,776,000	30,715,130	42,805,000
1,422,241	587,000	1,675,000	613,473	1,082,000	Uruguay.....		601,000	821,000	608,000	327,573	376,000
1,567,146	1,403,000	1,497,000	1,395,342	639,000	Other Countries.....		9,391,000	8,279,000	13,025,000	9,290,639	7,650,000
139,390,766	132,645,000	142,471,000	157,152,080	188,596,000	Totals.....		171,845,000	185,880,000	194,280,000	215,997,784	265,299,000



SESSIONAL PAPER No. 10\*

## CHILE.

TOTAL Quantities and Values of the Principal Articles Imported for Consumption during the Years ended December 31, 1901  
to 1905, inclusive.

NOTE:—Peso Fuerte=36.5 cts. Kilog=2.204 lbs. Tonne=2,204 lbs.

Articles.	1901.		1902.		1903.		1904.		1905	
	Quantity.	Value.	Quantity.	Value.	Quantity.	Value.	Quantity.	Value.	Quantity.	Value.
Animals living—		Pesos Fuert.		Pesos Fuert.		Pesos Fuert.		Pesos Fuert.		Pesos Fuert.
Horses, mules and asses.. No.	12,084	632,330	9,686	571,000	6,397	305,000	10,662	467,960	16,305	736,000
Oxen and cows..... "	47,267	2,628,451	45,990	2,585,000	56,220	3,829,000	60,211	5,297,091	113,789	5,409,000
Sheep..... "	6,000	21,000	13,403	52,000	19,766	73,000	28,942	97,288	23,642	84,000
Cattle..... Kilogs	233,040	215,000	79,000	76,000	268,000	218,000	343,014	281,978	392,000	323,000
Candles..... Tonnes	719,000	14,388,000	751,000	15,011,000	798,000	15,953,000	822,471	16,449,420	1,175,000	23,581,000
Coal..... Kilogs	1,897,000	3,636,000	1,798,000	1,079,000	2,483,000	1,490,000	1,729,950	1,037,970	2,981,000	1,789,000
Coffee..... Kilogs	9,149,000	15,559,000	9,031,000	15,689,000	9,656,000	17,294,000	8,327,000	15,594,000	13,560,000	27,019,000
Cotton piece goods (pure)..... "		1,098,000		1,701,000		2,531,000		3,080,732		3,754,000
Cotton yarns..... "		1,474,000		1,212,000		1,470,000		1,638,000		1,486,000
Drugs..... "				1,369,000						
Hardware, &c..... "										
Iron..... "										
Bars, blocks and ingots. Kilogs	17,402,000	1,729,000	20,639,000	2,395,000	27,484,000	2,935,000	32,773,000	3,727,000	34,143,000	3,795,000
Sheets (galvanized or not) "	11,059,000	1,915,000	8,087,000	1,101,000	10,910,000	1,726,000	10,118,000	1,785,000	19,703,000	3,339,000
Tubing..... "	4,131,000	828,000	6,827,000	1,467,000	9,051,000	2,017,000	9,772,000	2,197,000	29,763,000	3,771,000
Rails..... "	23,811,000	1,906,000	7,105,000	568,000	7,915,000	633,000	17,141,000	1,371,000	30,597,000	2,441,000
Machinery—										
Agricultural, mining, in-										
dustrial, &c.....		6,290,000		8,017,000		8,302,000				19,427,000
Sewing machines.....		266,000		312,000		67,000				657,000
All other machinery.....		1,465,000		2,985,000		2,362,000				2,436,000
Oils—Mineral for lighting. Kilogs	19,116,000	1,915,000	18,093,000	1,725,000	18,335,000	1,834,000	23,394,000	2,339,000	21,969,000	2,197,000
Paper of all kinds.....		2,058,000		2,651,000		2,466,000		3,012,000		2,168,000
Railway materials except rails.....				117,000		683,000		552,000		2,461,000
Sacks, empty..... Kilogs	12,294,000	2,466,000	15,151,000	3,196,000	16,681,000	4,271,000	15,121,000	3,885,000	21,806,000	5,530,000
Steel in bars, plates, &c..... "	1,827,000	750,000	3,334,000	405,000						*
Sugar, raw and refined..... "	37,319,119	1,992,311	41,000,000	4,337,000	52,375,000	5,311,000	56,309,000	5,712,000	33,723,000	3,443,000
Tea..... "	872,884	1,745,768	854,000	683,000	897,000	718,000	798,000	633,000	1,101,000	881,000
Wine of all kinds..... "	1,282,000	1,001,000	5,158,000	1,124,000	6,665,000	1,592,000	7,654,000	2,178,000	9,025,000	2,111,000
Wood for building.....		1,391,000		1,633,000		856,000		1,820,000		2,152,000
Woolen manufactures—										
Piece goods of pure wool. Kilogs	568,901	4,747,188	763,270	7,273,000	1,300,000	6,493,000	1,451,000	7,189,000	1,901,000	9,014,000
" mixed..... "										
Total value of principal and other articles imported.....	3,292,009	1,516,563	2,636,000	1,265,000	3,525,000	1,234,000	3,420,000	1,373,000	2,418,000	846,000
		139,300,766		132,615,000		142,471,000		157,152,080		188,506,000

\* Included under Iron: Bars, blocks and ingots.

7-8 EDWARD VII., A. 1908

## CHILE.

Total Quantities and Values of the Principal Articles of Domestic Produce Exported during the Years ended December 31, 1901, to 1905, inclusive.

NOTE:—Peso Fuerte 36.5 cts. Kilog 2.204 lbs. Tonelade 2,000 lbs.

ARTICLES.	1901.		1902.		1903.		1904.		1905.	
	Quantity.	Value.	Quantity.	Value.	Quantity.	Value.	Quantity.	Value.	Quantity.	Value.
		Pesos Fuert.		Pesos Fuert.		Pesos Fuert.		Pesos Fuert.		Pesos Fuert.
Animals, living—										
Horses and mules. .... No.	1,307	123,570	1,210	131,000	2,260	206,000	1,730	200,000	4,377	311,000
Oxen and cows. .... "	2,251	270,000	13	3,000	2,898	290,000	2,191	219,000	48	6,000
Sheep. .... "	3,642	25,000	1	50	3,947	28,000	2,540	25,000	1,028	10,000
Borate of lime. .... Kilogs	11,454,671	1,302,401	14,327,000	1,356,000	15,732,000	2,292,000	440,000	62,000	18,652,000	2,611,000
Coal. .... Tonelades	335,000	4,587,000	306,000	4,690,000	403,000	7,246,000	421,000	7,576,000	481,000	8,660,000
Copper in bars (for ingots). Kilogs	24,173,922	19,627,114	21,198,000	13,858,000	27,010,000	17,886,000	27,888,000	19,108,000	23,224,000	19,076,000
Flour of all kinds. .... "	745,000	112,000	2,474,000	371,000	6,337,000	882,000	9,417,000	1,154,000	8,154,000	1,136,900
Grain—										
Wheat. .... "	1,568,010	157,000	25,149,000	2,610,000	53,864,000	5,386,000	73,985,000	7,030,000	8,007,000	1,421,000
Barley. .... "	13,613,494	1,178,201	15,282,000	1,261,000	20,881,000	1,504,000	38,761,000	3,091,000	46,951,000	3,339,000
Gnato. .... "	8,250,100	329,924								
Hides and skins—										
Ox hides. .... "	1,294,794	686,737	1,643,000	871,000	1,562,000	781,000	1,240,000	558,000	503,000	272,000
Goat skins. .... "	139,079	139,079	384,000	149,000	752,000	376,000	485,922	243,000	408,000	234,000
Chinchilla. .... Doz.	32,145	805,391	19,745	517,000	11,964	299,000	26,175	705,000	18,265	1,461,000
Iodine (Yodo). .... Kilogs	284,726	3,559,075	244,407	3,655,000	351,000	4,385,000	461,000	5,769,000	564,000	7,463,000
Leather for soles (Suelas). ....		2,169,792		2,127,000		2,340,000		2,570,000		3,082,000
Ores—										
Silver. .... Kilogs	6,165,938	4,929,315	118,000	71,000	47,000	38,000			38,000	201,000
Copper. .... "	15,928,701	1,614,178	22,622,000	2,406,000	17,965,000				17,659,000	2,285,000
Manganese. .... "	18,480,298	554,469	12,990,000	590,000	17,110,000	684,000			1,324,000	40,000
Soda, nitrate of (Sólitre) 1,000										
Wool, raw. .... "	1,291,958	118,860,131	1,331,000	126,407,000	1,453,000	142,371,000	1,486,000	160,509,000	1,661,000	184,422,000
	3,448,248	1,298,941	3,253,000	1,303,000	3,334,000	1,858,000	3,172,000	1,599,000	8,022,000	6,858,000
Total value of principal and other articles exported. ....		171,844,976		185,880,000		196,059,000		217,559,000		273,375,000

CHINA.

VALUE of the Total Imports and Exports of Merchandise from and to each Principal Country during the Years ended December 31, 1902 to 1906, inclusive.

NOTE:—The average value of the Hakwan Tael for 1902 was 63 cts., 1903, 64 cts., 1904, 66 cts., 1905, 73 cts., and for 1906, 80 cts.

[illegible]

## CHINA.

VALUE of the Total Imports and Exports of Merchandise from and to each Principal Country during the Years ended December 31, 1902 to 1906, inclusive—*Con.*

IMPORTS.			EXPORTS.		COUNTRIES.
1902.	1903.	1904.	1905.	1906.	
Haikwan Tael.	Haikwan Tael.	Haikwan Tael.	Haikwan Tael.	Haikwan Tael.	
889,000	1,939,104	4,111,212	1,945,066	32,040	654
345,000	393,180	53,264	71,946	521,595	Russia in Asia.....
984,000	116,774	258,259	247,847	477,585	Russia in Europe.....
30,000					Russian Manchuria.....
					Siam.....
					South America.....
135,000	218,373	1,142,395	113,707	921,471	(Turkey in Asia, Persia, Egypt, Algeria, Aden, &c.....)
30,139,000	25,871,278	29,180,946	76,916,838	44,436,209	United States.....
94,116,000	111,069,501	120,197,794	183,851,538	163,233,879	Totals, Foreign Countries.....
325,546,000	336,853,134	357,444,663	461,194,532	428,290,287	Grand totals.....

\* The imports from Hong Kong come originally from, and the exports to that colony are further carried on to Great Britain, America, Australia, India, &c., and coast ports of China. In addition to the imports, to which the values given in the above table are confined, the South of China is supplied with opium and other articles imported from Singapore, Siam and other foreign places in native vessels.



SESSIONAL PAPER No. 10\*

## CHINA.

## Total Quantities and Values of the Principal Articles Imported for Consumption (Merchandise only) during the Years ended December 31, 1902 to 1906, inclusive.

NOTE.—The average value of the Haikwan Taol for 1902 was about 63 cts., 1903, 61 cts., 1904, 66 cts., 1905, 73 cts., and for 1906, 80 cts.  
Picul=133.3 lbs. Gallon and ton, same as Canadian.

ARTICLES.	1902.		1903.		1904.		1905.		1906.	
	Quantity.	Value. Haikwan Taels.	Quantity.	Value. Haikwan Taels.	Quantity.	Value. Haikwan Taels.	Quantity.	Value. Haikwan Taels.	Quantity.	Value. Haikwan Taels.
Aniline dyes.....		2,181,000		1,893,092		1,861,501		2,548,533		2,569,576
Bags of all kinds.....	14,470,348	1,098,000	21,203,155	1,699,418	11,890,327	961,661	23,622,893	2,032,423	18,152,205	1,398,707
Bicho de mer.....	41,124	1,130,000	16,372	1,407,247	35,599	1,152,700	10,519	1,256,381	40,085	1,652,682
Cigars and cigarettes.....		1,999,000		2,540,768		3,279,713		4,734,579		6,254,682
Clothing, hats, &c.....		1,257,000		462,312		686,577		1,084,984		1,247,697
Coal and coke.....	1,173,621	6,893,000	1,411,491	8,488,788	1,200,703	7,160,675	1,224,108	7,121,953	1,567,708	8,765,957
Cotton, raw.....	248,566	3,858,000	59,494	933,602	60,057	1,013,068	90,581	1,540,142	45,357	728,105
Cotton and mfrs. of:—										
Chintzes and plain cotton prints.....	1,041,766	2,147,862	1,048,528	2,492,587	377,520	907,050	488,189	1,091,101	736,102	1,325,706
Drills.....	1,948,367	6,683,275	1,819,103	6,293,004	1,074,805	6,169,036	3,869,870	13,808,285	2,411,311	8,272,564
Flannels.....	315,138	701,722	443,585	1,390,324	773,264	2,696,352	816,615	2,933,265	532,913	1,543,728
Italians.....			461,192	2,561,421	1,297,471	7,276,045	1,535,350	7,524,543	1,302,906	6,590,053
Jeans.....	519,206	1,511,947	336,954	980,465	529,471	1,571,152	1,271,252	3,752,686	705,480	1,990,936
Lastings.....	1,617,940	7,241,326	1,210,137	5,590,621	1,395,550	6,352,221	1,032,861	7,540,425	2,352,448	8,531,806
Sheetings, gray.....	5,528,888	17,611,307	3,511,427	11,920,643	2,821,068	9,305,368	9,428,880	31,120,853	6,637,404	21,824,857
Shirtings, dyed.....	404,830	1,029,415	273,046	922,392	309,780	1,072,438	390,876	1,400,688	336,823	1,270,100
" grey.....	6,327,280	15,672,610	4,142,508	11,214,676	3,785,729	10,411,093	6,827,967	18,537,421	4,904,183	12,063,891
" white.....	2,769,218	11,863,240	2,406,196	8,653,619	2,775,065	10,853,365	4,381,610	13,720,316	3,608,258	11,843,545
T. cloths.....	1,557,510	3,435,271	1,345,972	2,840,168	1,053,946	2,076,514	1,945,401	3,974,517	1,977,187	4,186,532
Yarn and thread.....	54,793,567	54,793,567		67,376,365		59,515,568		67,298,997		65,131,769
Other cotton mfrs.....		4,793,458		6,443,181		5,847,043		6,770,905		7,988,238
Total cotton yarn and manufactures.....		127,515,000		128,620,004		124,083,305		181,452,953		152,727,845
Fish and fishery products.....	339,917	3,829,000	364,804	4,742,677	436,446	5,510,956	1,945,545	8,828,542	1,026,319	8,125,721
Flour.....		3,814,000	766,321	2,893,708	937,946	3,591,071	931,761	3,706,150	1,781,681	6,295,753
Ginseng.....	3,859	1,615,000	4,714	1,779,413	1,160	1,412,384	2,928	2,000,283	195,211	488,900
Machinery.....		794,000		2,169,500		2,660,039		5,336,927		5,864,799
Gr. of boxes.....	15,206,000	3,585,000	15,863,860	3,832,975	20,310,256	4,773,197	25,976,536	5,591,132	22,998,830	5,139,808
Medicines.....		1,292,000		1,336,596		1,506,297		1,908,573		2,137,134



## CHINA.

Total Quantities and Values of the Principal Articles Imported for Consumption (Merchandise only) during the Years ended December 31, 1902 to 1906, inclusive—*Concluded*.

ARTICLES.	1902.		1903.		1904.		1905.		1906.	
	Quantity.	Value.	Quantity.	Value.	Quantity.	Value.	Quantity.	Value.	Quantity.	Value.
<b>Metals of all kinds:—</b>										
Copper and alloys, of..... Piculs.	33,566	942,000	93,321	2,553,877	291,027	8,756,957	966,004	31,185,779	62,572	2,304,386
Iron and alloys, of..... "	1,162,410	3,182,000	1,894,786	5,879,075	2,050,548	5,639,783	2,811,772	7,430,022	2,904,879	8,304,580
Lead and quicksilver..... "	136,363	836,000	137,245	950,980	167,791	1,092,439	141,460	861,885	150,289	1,114,593
Tin and tin plates..... "	117,759	3,800,000	129,737	3,920,838	202,895	3,779,434	228,813	3,350,783	274,093	3,503,906
Other metals, &c..... "		1,815,000		2,011,553		1,966,162		2,600,529		2,062,390
<b>Totals.....</b>		10,575,000		15,316,323		21,234,775		45,428,998		17,289,855
<b>Oil, kerosene—</b>										
American..... Gallons.	45,287,807	6,828,000	31,060,527	6,679,769	67,063,705	13,214,908	80,046,136	11,378,271	62,910,989	7,132,179
Russian..... "	10,103,886	1,283,000	13,503,685	2,332,040	32,618,352	5,535,946	12,710,049	1,700,439		
Sumatra..... "	33,797,434	3,372,000	39,859,508	6,625,928	55,916,183	8,963,547	48,456,187	5,935,492	38,800,022	3,778,020
<b>Opium—</b>										
Malwa..... Piculs.	17,776	13,579,000	21,661	17,024,215	22,090	16,097,055	15,965	12,899,986	14,465	9,320,927
Patna..... "	20,308	13,569,000	22,111	16,384,857	19,956	13,160,719	22,928	13,743,796	25,486	15,005,645
Benares..... "	10,446	7,147,000	10,781	8,139,056	9,613	6,161,982	11,307	6,537,092	13,479	7,481,899
Other..... "	2,271	1,162,000	3,925	2,282,764	3,107	1,674,416	1,690	889,147	795	467,906
<b>Totals.....</b>	50,801	35,457,000	58,478	43,830,892	54,766	37,094,172	51,890	34,070,021	54,225	32,285,377
<b>Pepper, black and white..... Piculs.</b>	24,887	476,000	40,663	868,540	45,955	962,753	34,467	734,839	43,685	846,730
Rice..... "	9,730,654	23,611,000	2,801,894	7,650,711	3,256,830	8,379,530	2,227,916	8,544,971	4,686,452	11,749,590
Sandalwood..... "	158,099	1,669,000	126,683	1,155,942	124,824	1,086,665	95,405	879,429	148,163	1,326,510
Seaweed and agar-agar..... "	518,998	1,288,000	607,445	1,602,765	507,964	1,636,886	490,578	1,348,825	690,819	1,640,382
Sugar, brown, white refined and candy..... "	4,473,222	20,712,000	3,202,980	15,962,051	3,747,563	18,281,458	4,020,675	22,622,102	6,545,742	30,006,109
Timber of all kinds..... "		2,295,000		2,110,106		2,495,981		3,118,407		5,397,166
Wines, beer and spirits..... "		1,500,000		1,988,476		2,077,509		3,028,417		1,874,934
Woollen manufactures..... "		3,921,000		4,476,951		5,194,201		5,434,185		6,652,770
<b>Total value of principal and other articles, net imports.....</b>		315,364,000		326,739,133		344,060,608		447,100,791		410,370,082
<b>Re-imported articles.....</b>		10,182,000		10,114,001		13,384,655		14,093,741		18,020,205
<b>Total imports.....</b>		325,546,000		336,853,134		357,444,663		461,194,532		428,390,287

SESSIONAL PAPER No. 10\*

## CHINA.

Total Quantities and Values of the Principal Articles of Domestic Produce Exported (Merchandise only) during the Years ended December 31, 1902, to 1906, inclusive.

\* Note:—The average value of the Haikwan Tael for 1902, was about 63 cts., 1904, 66 cts., 1905, 73 cts., and for 1906, 80 cts. Pienl=133.3 lbs., Gallon and Ton, same as Canadian.

ARTICLES.	1902.		1903.		1904.		1905.		1906.	
	Quantity.	Value.	Quantity.	Value.	Quantity.	Value.	Quantity.	Value.	Quantity.	Value.
		Haikwan Taels.		Haikwan Taels.		Haikwan Taels.		Haikwan Taels.		Haikwan Taels.
Biscuits and Beans. .... Pienls.	6,087,250.	9,782,000	6,019,090	10,843,840	3,074,671	7,282,723	5,503,471	13,120,223	5,409,503	10,222,502
Bristles. .... "	37,547	1,702,000	39,612	1,988,209	38,299	2,497,949	39,588	2,555,610	41,743	2,756,262
Cassia lignea. .... "	71,314	849,000	53,570	640,511	76,978	1,057,995	74,355	1,036,909	63,569	966,950
Cattle, sheep, pigs and goats No.	245,121	1,803,000	269,351	2,679,755	252,057	3,120,190	249,950	3,210,100	288,977	3,357,924
Clinaware, earthenware and pottery. .... Pienls.	383,196	1,853,000	388,205	2,203,713	314,729	1,663,921	297,812	1,721,474	316,403	1,579,204
Clothing (Chinese) boots and shoes. .... Pienls.	774,536	1,851,000	759,721	1,996,443	1,228,588	1,651,735	780,273	1,812,258	769,542	1,682,529
Cotton, raw. .... Pienls.	122,838	13,161,000	143,429	13,294,614	134,925	24,811,595	128,245	12,029,326	155,932	11,631,138
Pre-crackers and fire-works. .... "				2,433,951		2,717,906		2,972,256		3,582,733
Fish and fishery products. .... "		1,196,000		992,011		967,563		1,164,337		964,719
Fruits of all kinds. .... Pienls.	222,478	1,344,000	182,144	1,653,177	208,003	1,735,407	262,443	1,671,392	188,268	1,803,978
Hemp. .... "	235,205	1,876,000	212,322	1,716,643	279,976	1,854,134	282,443	2,352,007	189,446	1,990,168
Hides of all kinds. .... "		5,727,000		4,718,100		7,142,420		4,995,749		10,389,251
Hides and matting. .... "		3,969,000		5,294,665		4,526,082		4,059,130		4,078,721
Medicines. .... Pienls.	470,175	1,935,000	423,745	1,891,910	463,909	1,946,788	434,610	2,111,616	562,659	2,430,322
Medicines. .... Pienls.		3,998,000		3,587,381		4,832,105		4,095,985		5,527,821
Oils. .... Pienls.		3,098,000		3,496,366		3,766,700		3,551,634		3,445,192
Paper of all kinds (including books). .... "	333,533	2,881,000	295,396	2,994,192	307,187	2,100,802	282,329	2,474,703	279,277	2,701,027
Provisions and vegetables. .... Pienls.	882,302	4,185,000	527,092	2,024,996	129,334	535,930	575,721	2,319,746	1,070,158	4,512,602
Seed, sesamum. .... Pienls.										
Silk and manufactures of Raw, white or yellow. .... Pienls.	49,962	25,054,000	28,716	15,252,975	44,612	22,939,113	34,988	17,390,412	39,110	19,700,354
" wild. .... "	19,179	3,702,000	22,128	4,673,434	33,527	9,861,668	25,584	8,639,002	25,555	6,372,970
" steam, flature. .... "	72,436	35,372,000	43,979	31,284,941	17,287	28,526,115	45,347	27,395,999	45,821	29,614,449
Refuse. .... "		5,003,000		5,016,637		3,014,292		1,288,325		3,208,162
Cocoons. .... "	25,397	1,823,000	36,309	3,106,771	25,734	1,346,204	35,013	1,900,104	28,578	1,540,126
Price goods. .... "	16,145	8,101,000	11,708	12,096,173	18,080	10,600,800	12,390	8,897,627	11,781	8,171,750

CHINA.

Total Quantities and Values of the Principal Articles of Domestic Produce Exported (Merchandise only) during the Years ended December 31, 1902 to 1906, inclusive.—*Con.*

ARTICLES.	1902.		1903.		1904.		1905.		1906.	
	Quantity.	Value.	Quantity.	Value.	Quantity.	Value.	Quantity.	Value.	Quantity.	Value.
Silk and manufactures of— <i>Con.</i>		Haikwan Tael.		Haikwan Tael.		Haikwan Tael.		Haikwan Tael.		Haikwan Tael.
Other manufactures .....		1,857,000		2,858,772		1,967,310		1,882,101		2,384,714
Totals .....		79,212,000		74,289,703		78,255,412		70,363,833		71,295,325
Skins (fur)* .....	100,678	5,268,000		5,553,113		7,327,542		9,684,286		3,894,028
Straw braid .....		3,304,000	80,723	4,127,206	86,110	4,502,820	110,222	6,210,688	149,455	8,650,861
Sugar, brown, white and candy .....	674,594	2,304,000	299,175	987,977	365,906	1,356,179	519,211	2,134,490	173,295	743,388
Tallow .....	174,270	1,657,000	175,517	1,693,176	101,797	973,845	70,634	655,478	119,997	1,105,293
Tea, black .....	687,288	12,113,000	749,116	13,134,875	749,002	16,567,596	597,045	12,721,213	600,907	12,252,518
" dust .....	973	4,000	637	2,456	8,856	65,287	6,768	54,367	262	1,028
" green .....	253,757	6,556,000	301,620	8,362,574	241,146	9,469,737	242,128	8,292,474	296,925	7,645,421
" brick .....	570,037	4,038,000	618,458	4,674,120	447,695	3,983,756	518,498	4,253,078	586,727	6,475,705
" tablet .....	7,156	149,000	7,679	159,569	4,550	115,388	4,859	123,980	9,307	254,958
Tobacco leaf and prepared .....	169,339	2,195,000	163,959	2,025,023	160,676	2,565,400	157,912	2,312,713	165,477	2,215,913
Vermicelli and macaroni .....	190,061	1,318,000	181,538	1,180,955	156,353	1,434,305	170,170	1,377,902	190,465	1,373,400
Wood .....	225,937	2,821,000	210,988	2,753,977	285,322	5,076,879	383,364	6,744,787	346,543	5,499,312
Total value of principal and other articles exported .....		214,182,000		214,352,467		239,486,683		227,889,197		236,456,739

\* Includes Skins, Clothing and Rugs.

SESSIONAL PAPER No. 10\*

## DENMARK.

VALUE of the Total Imports and Exports of Merchandise from and to each Principal Country during the Years ended December 31, 1901 to 1905, inclusive.

NOTE:—Krone=25 cts.

IMPORTS.					EXPORTS.				
1901.	1902.	1903.	1904.	1905.	COUNTRIES.				
Kroner.	Kroner.	Kroner.	Kroner.	Kroner.	1901.	1902.	1903.	1904.	1905.
87,919,000	87,791,000	94,857,000	90,172,000	100,142,000	Kroner.	Kroner.	Kroner.	Kroner.	Kroner.
1,011,000	1,173,000	1,884,000	3,306,000	3,121,000	250,781,000	268,722,000	291,302,000	282,816,000	279,913,000
7,761,000	8,991,000	9,371,000	10,770,000	9,002,000	1,108,000	1,082,000	797,000	516,000	797,000
.....	113,000	.....	.....	.....	1,053,000	1,036,000	1,553,000	1,334,000	1,617,000
13,013,000	14,371,000	16,191,000	16,235,000	11,239,000	.....	.....	.....	.....	.....
147,197,000	163,468,000	190,143,000	214,236,000	207,336,000	Great Britain.....	640,000	2,524,000	899,000	1,611,000
1,127,000	1,152,000	1,212,000	1,053,000	1,357,000	East Indies, China, &c.....	68,181,000	78,365,000	163,401,000	128,054,000
13,309,000	12,117,000	13,539,000	12,411,000	16,335,000	Canada.....	1,117,000	1,206,000	1,181,000	1,304,000
2,215,000	2,867,000	2,012,000	2,466,000	4,332,000	Germany.....	455,000	1,252,000	519,000	786,000
1,836,000	1,952,000	2,253,000	1,726,000	1,595,000	Greenland and Faroe Isles.....	3,016,000	210,000	.....	.....
8,586,000	8,418,000	9,585,000	9,002,000	9,891,000	Holland.....	.....	3,293,000	3,417,000	3,848,000
58,070,000	91,291,000	71,507,000	76,300,000	61,310,000	Iceland.....	.....	1,000	.....	.....
3,247,000	3,072,000	3,018,000	2,395,000	2,453,000	Italy.....	12,805,000	12,689,000	12,588,000	15,117,000
47,343,000	56,091,000	56,353,000	54,057,000	58,989,000	Norway.....	16,437,000	17,882,000	25,172,000	29,788,000
86,911,000	71,180,000	80,391,000	71,461,000	100,118,000	Russia.....	6,000	.....	26,000	298,000
55,000	1,000	90,000	112,000	100,118,000	Spain.....	39,885,000	39,887,000	39,717,000	41,573,000
.....	.....	.....	.....	.....	Sweden.....	9,372,000	15,082,000	16,325,000	20,630,000
29,765,000	32,280,000	30,735,000	29,691,000	28,381,000	United States.....	51,000	3,000	53,000	.....
512,787,000	562,735,000	583,193,000	549,261,000	622,526,000	West Indies, Danish.....	.....	.....	26,000	.....
.....	.....	.....	.....	.....	Other Countries.....	3,649,000	4,341,000	6,200,000	7,432,000
.....	.....	.....	.....	.....	Totals.....	108,566,000	446,918,000	497,836,000	533,548,000

10\*—101<sub>2</sub>



7-8 EDWARD VII., A. 1908

## DENMARK.

TOTAL Quantities and Values of the Principal Articles Imported (Merchandise only) during the Years ended December 31, 1901 to 1905, inclusive.

NOTE:—Krone=26·8 cts. Pound=1·102 lbs. Ton=2,204 lbs. Pot=2126 galls. Tonder=3·8 bushels of corn, 4·6775 bushels of coal, or 28·92 galls. of beer.

ARTICLES.	1901.			1902.			1903.			1904.			1905.		
	Quantity.	Value.		Quantity.	Value.		Quantity.	Value.		Quantity.	Value.		Quantity.	Value.	
Animals:—		Kroner.			Kroner.			Kroner.			Kroner.			Kroner.	
Horses .....	6,363	2,119,000	No.	5,728	1,871,000		6,325	2,004,000		6,442	1,985,000		9,743	3,055,000	
Cattle .....	1,181	220,000	"	2,258	443,000		4,920	949,000		5,932	1,091,000		12,651	2,348,000	
Sheep, goats and swine ..	882	13,000	"	2,679	38,000		2,292	38,000		2,348	44,000		2,988	738,000	
Brain .....	109,115,000	4,693,000	Pound.	217,360,000	9,747,000		120,173,000	4,715,000		152,503,000	7,043,000		157,344,000	7,238,000	
Butter .....	48,565,000	42,019,000	"	47,802,000	42,010,000		44,506,000	42,571,000		43,970,000	36,500,000		37,980,000	32,072,000	
Coal .....	2,226,000	35,819,000	Tons.	2,257,000	36,171,000		2,445,000	37,564,000		2,633,000	38,735,000		2,504,000	34,495,000	
Coffee, raw, not roasted ...	38,725,000	13,173,000	"	32,352,000	10,238,000		32,485,000	9,912,000		31,045,000	11,962,000		34,075,000	13,457,000	
Cotton yarn .....	4,960,000	3,712,000	"	4,851,000	3,622,000		4,054,000	3,641,000		4,064,000	3,716,000		4,997,000	4,801,000	
Cotton, flax and hemp manu- facture .....	13,883,000	15,489,000	"	15,705,000	16,814,000		17,053,000	18,404,000		16,631,000	17,385,000		17,843,000	19,039,000	
Fish, fresh .....	6,169,000	1,268,000	"	6,169,000	1,173,000		8,538,000	1,604,000		14,163,000	1,720,000		16,235,000	1,590,000	
" preserved .....	26,436,000	3,217,000	"	32,348,000	4,004,000		34,999,000	4,446,000		27,835,000	4,476,000		33,067,000	5,130,000	
Grain:—															
Wheat .....	276,005,000	16,836,000	"	235,633,000	14,138,000		200,650,000	12,420,000		210,195,000	13,312,000		187,343,000	12,046,000	
Rye .....	199,705,000	9,686,000	"	309,825,000	15,491,000		275,844,000	13,130,000		334,248,000	16,378,000		256,106,000	13,266,000	
Oats .....	59,072,000	3,119,000	"	45,272,000	2,642,000		53,778,000	2,614,000		89,046,000	4,407,000		71,119,000	3,748,000	
Barley .....	75,983,000	3,419,000	"	120,563,000	5,425,000		181,527,000	7,621,000		309,564,000	11,949,000		209,805,000	9,378,000	
Maize .....	620,703,000	26,833,000	"	659,801,000	29,511,000		440,283,000	19,363,000		469,857,000	20,110,000		583,922,000	26,393,000	
Hides and skins, raw .....	17,300,000	8,521,000	"	20,284,000	9,607,000		16,215,000	8,100,000		17,727,000	9,757,000		20,924,000	12,791,000	
Hides prepared and manu- factured .....	2,067,000	3,426,000	"	2,251,000	3,801,000		2,547,000	4,316,000		2,733,000	4,721,000		2,874,000	5,165,000	
Iron and steel wares .....	241,757,000	26,244,000	"	294,600,000	31,524,000		329,140,000	36,406,000		331,920,000	40,811,000		381,317,000	43,377,000	
Lard and fat .....	46,540,000	18,956,000	"	41,648,000	21,676,000		43,727,000	17,107,000		46,808,000	14,705,000		59,914,000	20,718,000	
Meat—Hams, sausages, &c. ..	20,629,000	7,937,000	"	20,419,000	7,787,000		21,800,000	7,961,000		22,533,000	6,365,000		25,543,000	8,325,000	
Metal wares except iron and steel .....	11,751,000	8,278,000	"	12,694,000	8,629,000		16,103,000	10,634,000		12,879,000	9,211,000		15,569,000	12,465,000	
Oil—Petroleum and other ..	139,215,000	8,731,000	"	139,659,000	9,423,000		158,483,000	11,269,000		172,650,000	11,954,000		170,001,000	10,491,000	
Oil cake .....	495,683,000	26,001,000	"	614,829,000	33,547,000		719,528,000	36,984,000		739,257,000	37,116,300		807,788,000	44,543,000	



## SESSIONAL PAPER No. 10\*

Seeds, oleaginous, &c. ....	Panel.	86,129,000	15,538,000	98,476,000	17,068,000	112,707,000	18,405,000	114,248,000	18,539,000	97,365,000	15,489,000
*Silks, manufactures .....	"	267,000	4,161,000	280,000	4,610,000	290,000	4,476,000	290,000	4,422,000	308,000	5,039,000
Stone, rough and hewn .....	"		3,133,000		2,923,000		2,433,000		2,236,000		1,288,000
Sugar, raw and refined .....	Panel.	64,946,000	6,753,000	52,658,000	4,445,000	80,092,000	7,108,000	97,257,000	8,705,000	53,894,000	6,847,000
Tobacco leaf and manufac- tured .....	"	9,818,000	6,026,000	11,699,000	7,292,000	12,391,000	7,121,000	11,006,000	6,879,000	10,777,000	6,839,000
Wood and manufactures of .....	"		22,943,000		26,008,000		26,571,000		24,869,000		26,750,000
Wood, raw .....	Panel.	4,835,000	4,671,000	7,455,000	5,830,000	9,552,000	7,801,000	8,981,000	8,828,000	9,820,000	9,737,000
*Wood manufactures .....	"	4,806,000	16,814,000	5,211,000	18,598,000	5,784,000	21,573,000	5,601,000	22,138,000	5,598,000	24,078,000
Total value of principal and other articles imported .....			512,787,000		562,735,000		583,193,000		599,244,000		622,526,000

\* Exclusive of \* Ready-made clothing.

## DENMARK.

Total Quantities and Values of the Principal Articles of Domestic Produce Exported (Merchandise only) during the Years ended December 31, 1901 to 1905, inclusive.

NOTE.—Krone = 26 8 cts. Pund = 1 102 lbs. Pot. = 2126 galls. Tonder = 3 8 bushels of corn, or 4 6775 bushels of coal, or 28 92 gallons of beer.

Articles.	1901.		1902.		1903.		1904.		1905.	
	Quantity.	Value.	Quantity.	Value.	Quantity.	Value.	Quantity.	Value.	Quantity.	Value.
Animals:—Horses..... No.	17,791	Kroner.	23,016	Kroner.	25,248	Kroner.	25,137	Kroner.	29,421	Kroner.
Cattle..... "	41,318	8,346,000	47,008	10,029,000	62,929	14,172,000	92,058	20,623,000	123,679	27,827,000
Sheep and goats..... "	76	2,000	392	12,000	924	26,000	336	28,000	1,736	61,000
Swine..... "	54	2,000	43	1,500	102	4,000	35	3,000	26	2,100
Beer..... Potter	2,648,000	666,000	2,878,000	725,000	3,063,000	788,000	2,917,000	735,000	3,382,000	815,000
Butter..... Pund.	129,474,000	127,390,000	135,100,000	129,831,000	156,565,000	144,640,000	159,253,000	147,149,000	155,362,000	150,390,000
" in boxes hermetically sealed..... "	4,209,000	4,935,000	4,433,000	5,286,000	3,703,000	4,375,000	3,810,000	4,477,000	4,377,000	5,196,000
Eggs..... "	19,014,000	21,258,000	21,530,000	24,070,000	23,214,000	27,428,000	21,406,000	25,287,000	20,733,000	24,773,000
Fish, fresh..... Pund.	27,528,000	6,390,000	37,139,000	7,115,000	37,608,000	6,627,000	36,273,000	5,562,000	42,214,000	6,787,000
" preserved and salted..... "	510,000	110,000	314,000	114,000	169,000	61,000	68,000	33,000	120,000	46,000
Grain and flour:—										
Barley..... "	93,004,000	5,007,000	71,735,000	3,845,000	65,312,000	3,582,000	83,062,000	4,735,000	92,741,000	5,750,000
Wheat..... "	7,112,000	420,000	5,568,000	312,000	29,806,000	1,162,000	11,440,000	713,000	13,263,000	862,000
Wheat flour..... "	4,369,000	360,000	3,690,000	293,000	5,540,000	4,688,000	4,688,000	480,000	4,031,000	405,000
Hides and skins, undressed..... "	12,932,000	6,298,000	13,513,000	6,690,000	14,080,000	7,885,000	14,656,000	8,799,000	17,550,000	12,100,000
" prepared and man- ufactured..... "	64,000	88,000	59,000	79,000	51,000	96,000	53,000	68,000	76,000	102,000
Iron and steel manufactures..... "	4,942,000	2,364,000	5,159,000	2,374,000	7,311,000	2,556,000	6,448,000	3,114,000	10,768,000	4,356,000
Lard and fat..... "	2,564,000	1,345,000	3,208,000	1,680,000	3,733,000	1,698,000	5,648,000	2,248,000	5,612,000	2,460,000
Meat, Hams, sausages, &c..... "	157,939,000	72,386,000	190,612,000	87,942,000	202,223,000	85,554,000	242,052,000	92,255,000	221,937,000	94,819,000
Seed, other than oleaginous..... "	1,832,000	425,000	1,150,000	375,000	1,870,000	491,000	1,900,000	482,000	1,420,000	575,000
Spirits..... Potter	202,000	77,000	229,000	72,000	136,000	23,000	313,000	74,000	423,000	1,073,000
Stone and manufactures of..... "	1,418,000	1,024,000	1,024,000	1,024,000	988,000	988,000	883,000	883,000	957,000	7,000
Sugar..... Pund.	4,078,000	282,000	3,639,000	200,000	2,154,000	141,000	23,000	3,000	56,000	7,000
Tobacco, manufactured..... "	372,000	473,000	375,000	492,000	370,000	537,000	404,000	698,000	395,000	719,000
Wood and manufactures of..... "	482,000	482,000	5,224,000	5,224,000	462,000	462,000	332,000	332,000	413,000	413,000
Wool, raw..... Pund.	1,386,000	1,478,000	1,229,000	1,038,000	2,076,000	1,806,000	2,155,000	2,048,000	2,119,000	2,013,000
" manufactures..... "	49,000	225,000	34,000	135,000	28,000	135,000	27,000	138,000	37,000	200,000
Total value of principal and other articles exported.....		292,127,000		318,265,000		352,221,000		358,629,000		390,916,000

## EGYPT.

VALUE of the Total Imports for Consumption and Exports of Domestic Produce (Merchandise only) from and to each Principal Country, during the Years ended December 31, 1901 to 1905, inclusive

Note: £ Egyptian = \$1.94.

[illegible]

(a) Including British Possessions in the Mediterranean.

## EGYPT.

TOTAL Quantities and Values of the Principal Articles Imported for Consumption (Merchandise only) during the Years ended December 31, 1901 to 1905, inclusive.

NOTE: — £ Egyptian = \$4.94. Kilog = 2.204 lbs. Tonne = 2,204 lbs. Hectol = 22.02 galls. Metre = 39.37 inches.

ARTICLES.	1901.		1902.		1903.		1904.		1905.	
	Quantity.	Value. £.	Quantity.	Value. £.	Quantity.	Value. £.	Quantity.	Value. £.	Quantity.	Value. £.
Butter, fresh and salted . . . . . Kilogs.	1,138,998	77,195	997,748	73,762	1,073,375	80,044	1,418,339	96,276	1,391,145	103,129
Cheese . . . . . " . . . . . Kilogs.	3,040,273	107,486	3,151,428	113,047	3,151,428	118,975	3,853,663	133,866	4,314,740	136,866
Clothing, ready-made . . . . . Tons (a)	932,702	1,054,777	953,297	864,505	1,018,705	872,945	1,179,272	916,380	1,132,635	825,713
Coal . . . . . Hectols.	4,850,996	193,421	6,346,570	228,534	5,985,683	292,383	5,801,238	212,180	6,348,870	244,599
Coffee . . . . . Kilogs.	248,679	110,374	161,216	67,213	100,695	41,309	141,573	50,247	429,185	203,100
Corn : Wheat . . . . . Hectols.	3,438,816	245,952	3,460,072	214,090	3,401,756	217,950	3,761,623	254,619	2,743,091	203,100
Cotton yarn . . . . . Kilogs.	17,888,865	2,414,759	18,116,328	2,366,449	20,923,185	2,363,186	24,486,752	2,969,466	23,743,823	2,999,131
Cotton piece goods . . . . . Metres.	66,606,238	522,897	58,445,073	455,858	67,777,270	533,083	78,833,891	627,710	121,422,087	989,465
Flour of wheat and maize . . . Kilogs.	745,385	225,690	879,849	176,124	900,900	168,411	1,043,154	175,841	791,188	136,909
Indigo . . . . . " . . . . . Kilogs.	727,759	812,197	812,197	812,197	966,475	966,475	1,123,802	1,123,802	1,028,414	1,028,414
Iron and steel manufactures . . .	30,904	101,894	319,268	101,894	319,268	103,868	380,734	126,313	124,039	124,039
Linen . . . . . " . . . . . Kilogs.	532,451	319,042	532,451	319,042	532,451	380,734	532,451	455,627	455,627	455,627
hosiery, drapery, &c. . . . .	196,100	460,238	196,100	460,238	196,100	594,402	196,100	891,443	891,443	891,443
Machinery and locomotives . . .	1,212,440	326,195	1,030,672	279,007	1,115,326	212,133	971,445	264,696	784,319	270,178
Petroleum . . . . . Casks.	44,256,077	151,936	40,790,645	202,409	38,174,229	314,346	47,247,645	351,141	40,814,206	315,386
Rice . . . . . Kilogs.	7,999,665	141,107	11,167,373	202,409	9,816,717	171,057	9,462,945	178,314	11,228,449	235,591
Sacks, empty . . . . . " . . . .	213,849	97,513	196,308	120,300	210,142	135,621	292,902	213,173	185,868	127,584
Silk, thrown or in yarn . . . . .	4,735,311	595,621	3,120,898	61,389	6,018,259	129,170	5,000,399	99,851	4,298,710	86,651
Soap, common . . . . . " . . . .	6,446,209	147,383	6,809,766	603,534	6,901,056	606,315	7,829,438	670,763	8,078,215	687,387
Tobacco, raw and manf . . . . .	33,177	747,703	34,142	141,255	42,650	157,047	47,713	160,252	41,359	171,604
Wine . . . . . Doz. bottles.	14,993	38,038	41,390	818,662	38,675	979,760	34,381	1,194,236	32,027	1,324,867
Wood, for building . . . . .	578,808	589,661	589,661	589,661	700,735	700,735	995,794	995,794	818,892	818,892
" " for fuel . . . . . Tonnes.	15,244,938	15,244,938	15,244,938	15,244,938	16,753,000	16,753,000	20,560,000	20,560,000	21,564,000	21,564,000
Woolen and silk manufactures (including also mixed tissues) . .										
Total value of principal and other articles imported . . . . .										

(a) English tons of 1,016 kilogrammes.

SESSIONAL PAPER No. 10\*

## EGYPT.

Total Quantities and Values of the Principal Articles of Domestic Produce Exported (Merchandise only) during the Years ended December 31, 1901 to 1905, inclusive.

NOTE:—£ Egyptian=\$4.94. Kilog=2.204 lbs. Metric ton=2,204 lbs. Cantar=99.05 lbs. Hectol=22.02 galls.

ARTICLES.	1901.		1902.		1903.		1904.		1905.	
	Quantity.	Value.	Quantity.	Value.	Quantity.	Value.	Quantity.	Value.	Quantity.	Value.
		£		£		£		£		£
Beans, .....	678,986	260,508	484,813	190,526	510,996	196,515	759,433	253,204	418,559	159,842
Corn: Wheat, .....	10,200	4,822	28,257	13,133	63,398	27,190	52,254	22,048	49,908	24,106
" Maize, .....	17,608	5,326	125,946	35,683	27,595	8,060	27,726	8,136	10,031	3,434
Cotton, .....	6,123,348	11,833,271	6,652,057	13,886,422	5,588,507	15,076,814	5,912,953	16,702,722	6,527,082	15,806,440
Cotton-seed, .....	6,584,583	1,940,240	6,377,081	1,909,409	5,440,210	1,501,416	5,794,630	1,520,145	6,899,460	1,714,011
Hides and skins, untanned, .....	2,802,745	60,033	2,336,418	55,687	1,964,742	62,193	3,103,188	105,656	2,002,628	103,782
" tanned, .....	361,712	21,302	310,350	18,627	300,388	19,611	282,657	19,430	290,299	23,914
Oilcake, .....	48,903	133,258	59,214	190,934	71,189	209,473	72,935	224,296	67,114	214,764
Onions, .....	64,931	129,926	49,933	100,697	73,721	191,158	79,267	265,294	112,384	393,349
Rags, .....	2,362	5,989	1,599	3,803	1,618	3,608	1,722	4,026	1,737	4,084
Sugar, .....	49,337,234	542,245	44,688,444	361,973	39,222,000	331,801	22,961,000	238,557	30,756,000	399,996
Sugar (from the cane), .....	531,966	423,876	539,556	429,936	531,199	423,332	620,176	494,964	702,813	551,372
Tobacco: Cigarettes, .....					1,089,934	63,434	1,347,724	91,232	1,728,036	129,369
Wool, raw, .....	816,594	31,858	970,301	38,701						
Total value of principal and other articles exported, .....		16,153,961		18,046,939		19,539,519		20,811,040		29,360,283





SESSIONAL PAPER No. 10\*

148,300,000	166,500,000	164,100,000	179,900,000	171,200,000	Spain.....	125,400,000	122,100,000	110,900,000	111,400,000	131,000,000
39,400,000	30,400,000	29,800,000	29,800,000	30,400,000	St. Pierre and Miquelon.....	6,100,000	6,200,000	4,700,000	4,500,000	4,600,000
66,100,000	66,000,000	65,000,000	65,800,000	73,300,000	Sweden.....	7,000,000	7,000,000	6,500,000	8,800,000	11,000,000
103,400,000	106,000,000	102,300,000	108,000,000	109,500,000	Switzerland.....	220,000,000	240,000,000	253,100,000	302,200,000	308,800,000
26,700,000	51,400,000	52,800,000	40,700,000	55,800,000	Tunis.....	42,000,000	45,000,000	57,500,000	63,700,000	69,400,000
103,800,000	101,500,000	91,400,000	101,000,000	115,000,000	Turkey.....	46,500,000	43,800,000	51,100,000	53,000,000	53,100,000
124,800,000	539,700,000	482,800,000	512,300,000	587,900,000	United States.....	248,200,000	254,500,000	250,700,000	294,300,000	402,100,000
20,000,000	27,100,000	38,900,000	36,500,000	52,100,000	Uruguay.....	11,200,000	12,200,000	10,300,000	15,200,000	18,200,000
10,200,000	11,500,000	15,200,000	13,700,000	13,800,000	Venezuela.....	800,000	1,000,000	1,800,000	3,500,000	1,700,000
190,000,000	213,700,000	192,100,000	188,100,000	232,500,000	Other Countries.....	221,800,000	219,900,000	238,700,000	237,100,000	238,000,000
1,394,000,000	4,801,200,000	4,502,300,000	4,778,900,000	5,627,200,000	Totals.....	4,252,200,000	4,252,300,000	4,451,000,000	4,866,900,000	5,265,500,000

7-8 EDWARD VII., A. 1908

## FRANCE.

## Total Quantities and Values of the Principal Articles Imported for Consumption (Merchandise only) during the Years ended December 31, 1902 to 1906, inclusive.

NOTE:—Franc=19·3 cts. Kilog=2·204 lbs. Ton=2,204 lbs. Hectolitre=22·02 galls.

ARTICLES.	1902.		1903.		1904.		1905.		1906.	
	Quantity.	Value.	Quantity.	Value.	Quantity.	Value.	Quantity.	Value.	Quantity.	Value.
Animals—		Francs.		Francs.		Francs.		Francs.		Francs.
Cattle..... No.	13,793	10,556,000	42,475	11,407,000	23,544	5,865,000	27,684	7,436,000	21,009	4,847,000
Horses..... "	17,561	12,184,000	19,022	12,928,000	16,950	11,360,000	17,444	11,354,000	14,529	9,568,000
Sheep..... "	1,511,088	38,475,000	1,654,176	45,643,000	1,161,875	30,107,000	939,724	24,189,000	1,045,245	25,602,000
Pigs..... "	7,662	438,000	12,396	979,000	6,570	284,000	9,263	704,000	10,507	987,000
Butter..... Kilog.	5,462,396	16,347,000	4,654,015	13,008,000	4,566,008	12,956,000	4,566,157	13,212,000	5,172,228	15,963,000
" margarine..... "	98,283	123,000	61,356	57,000	36,385	32,000	54,621	60,000	63,633	72,000
Cheese..... "	19,215,489	36,535,000	21,969,366	33,375,000	18,453,652	33,359,000	19,619,766	36,461,000	20,282,376	40,456,000
Coal and coke..... Tons.	13,611,295	281,736,000	13,341,639	250,476,000	13,063,000	224,522,000	12,538,307	217,831,000	17,113,323	361,223,000
Coffee, raw..... Kilog.	85,839,747	88,415,000	111,635,767	112,752,000	76,290,170	77,816,000	90,985,491	91,025,000	97,843,065	101,757,000
Copper, unwrought and wrought..... "	55,027,308	72,937,000	55,430,941	75,832,000	66,224,339	93,544,000	67,398,530	108,137,000	78,330,037	164,685,000
Cotton, raw..... "	213,579,794	253,089,000	253,186,127	336,719,000	209,816,147	328,578,000	239,517,146	311,359,000	243,815,300	358,855,000
" yarn..... "	.....	12,276,000	.....	12,067,000	.....	9,850,000	.....	9,326,000	.....	14,826,000
" manufactures..... "	.....	50,280,000	.....	51,516,000	.....	49,983,000	.....	55,526,000	.....	63,080,000
Fish..... "	.....	59,496,000	.....	54,046,000	.....	54,201,000	.....	53,358,000	.....	60,471,000
Flax..... Kilog.	82,189,370	74,358,000	115,284,946	122,080,000	533,025,799	55,448,000	91,036,761	80,448,000	93,689,509	97,384,000
Fruit, fresh and preserved..... "	165,379,923	39,625,000	209,188,262	53,852,000	174,065,619	44,477,000	152,934,357	36,075,000	162,793,494	38,653,000
Fruits and seeds, oleaginous..... "	756,832,192	220,226,000	826,840,313	222,215,000	780,744,435	209,724,000	681,912,067	192,593,000	693,674,200	231,209,000
Grain—										
Barley..... "	154,696,400	21,316,000	128,148,300	19,152,000	95,027,200	13,514,000	113,228,600	19,463,000	113,909,600	17,763,000
Corn..... "	220,300,000	32,610,000	288,153,400	42,074,000	257,090,040	36,643,000	282,413,200	43,186,000	368,270,400	57,082,000
Oats..... "	206,636,700	31,886,000	100,688,100	14,670,000	77,431,300	10,876,000	285,325,000	44,203,000	469,350,800	78,355,000
Wheat..... "	245,745,900	49,693,000	472,692,700	86,805,000	206,310,700	42,448,000	182,707,300	37,842,000	307,290,900	62,458,000
Other grain..... "	1,722,800	263,000	19,892,300	2,884,000	710,100	102,000	352,500	56,000	12,578,200	1,951,000
Grain Products—										
Flour of wheat..... "	29,243,000	8,646,000	22,739,600	6,702,000	20,639,100	6,540,000	12,522,500	4,366,000	8,763,500	3,067,000
Other flour..... "	273,100	63,000	5,812,300	1,174,000	764,100	155,000	440,200	102,000	821,000	199,000
Guano and other manures..... "	163,381,035	11,437,900	211,326,593	14,258,000	181,385,297	12,062,000	151,374,352	11,272,000	147,250,565	11,062,000
Hides and skins, raw..... "	55,132,712	161,627,000	58,589,792	169,905,000	55,092,505	134,081,000	64,672,911	179,072,000	69,801,000	199,588,000
Indigo..... "	616,884	5,498,800	316,274	2,846,000	329,727	2,638,000	136,319	1,571,000	123,343	987,000
Jute..... "	118,911,751	47,565,000	71,404,372	28,562,000	87,163,972	43,607,000	86,933,129	52,129,985	97,365,800	68,164,000

## SESSIONAL PAPER No. 10\*

Machinery .....	Kilog.	94,491,953	106,902,000	95,018,566	106,924,000	94,335,497	112,199,000	103,894,723	130,100,000	121,613,404	148,400,000
Meat, fresh, salted or pre- served .....	"	11,401,654	23,529,000	11,835,755	24,029,000	10,448,288	21,129,000	10,438,397	22,356,000	10,338,225	22,916,000
Nitrate of soda .....	"	203,795,470	16,873,000	234,971,374	54,013,000	196,209,156	45,128,000	242,628,453	55,805,000	244,190,749	68,373,000
Oil, vegetable .....	"	.....	66,173,000	.....	58,071,000	.....	68,623,000	.....	73,202,000	.....	77,536,000
Oil, petroleum .....	"	.....	52,802,000	.....	67,134,000	.....	53,061,000	.....	61,398,000	.....	52,979,000
Silk, raw and thrown and waste silk and yarns thereof .....	Kilog.	18,404,201	315,978,000	16,710,303	334,949,000	15,737,552	301,308,000	16,236,710	270,620,000	17,369,005	350,450,000
Silk manufactures .....	"	.....	73,703,000	.....	75,363,000	.....	80,441,000	.....	48,369,000	.....	44,749,000
Sugar: Foreign .....	Kilog.	980,977	192,000	1,074,986	261,000	393,343	141,000	726,277	309,000	962,259	316,000
French Colonial .....	"	98,894,359	19,779,000	129,573,166	31,698,000	81,185,067	22,732,000	80,655,775	25,003,000	99,990,340	24,998,000
Tallow, lard, &c. ....	"	16,121,256	13,633,000	25,972,894	19,373,000	17,463,320	12,991,000	22,487,150	16,618,000	21,815,139	18,061,000
Timber, common .....	"	.....	169,064,000	.....	162,819,000	.....	168,107,000	.....	166,936,000	.....	172,374,000
Wine .....	Hectol.	1,651,000	110,692,000	6,335,000	181,151,000	6,800,000	160,108,000	5,302,195	108,811,000	5,907,040	102,456,000
Wool, raw .....	Kilog.	235,310,513	338,059,000	237,385,102	379,139,000	210,907,329	382,589,000	217,485,892	446,146,000	243,464,636	533,080,000
" manufactures .....	"	.....	43,071,000	.....	41,350,000	.....	35,816,000	.....	38,803,000	.....	41,823,000
Total value of principal and other articles imported for consump- tion (merchandise only) .....		.....	1,394,000,000	.....	1,801,200,000	.....	4,502,300,000	.....	4,778,900,000	.....	5,627,200,000
Value of total imports .....		.....	5,698,600,000	.....	6,079,500,000	.....	5,721,500,000	.....	6,061,500,000	.....	7,090,400,000



## FRANCE.

Total Quantities and Values of the Principal Articles of Domestic Produce Exported (Merchandise only) during the Years ended December 31, 1902 to 1906, inclusive.

NOTE:—Franc=19·3 cts. Kilog=2·204 lbs. Litre=·2202 galls. Hectolitre=22·02 galls.

ARTICLES.	1902.		1903.		1904.		1905.		1906.	
	Quantity.	Value.	Quantity.	Value.	Quantity.	Value.	Quantity.	Value.	Quantity.	Value.
Animals:—		Francs.		Francs.		Francs.		Francs.		Francs.
Cattle.....	35,751	8,105,000	35,594	8,304,000	48,286	13,243,000	45,826	11,680,000	79,888	18,704,000
Horses.....	23,227	24,103,000	19,089	20,352,000	18,970	19,840,000	21,140	22,979,000	28,314	28,702,000
Sheep.....	17,559	419,000	18,716	497,000	18,765	463,000	21,666	500,000	34,268	782,000
Swine.....	37,968	3,721,000	28,089	6,155,000	74,662	7,055,000	57,685	3,986,000	59,307	4,970,000
Apparel.....		138,823,000		102,018,000		121,476,000		145,178,000		140,929,000
Brandy and other spirits.....	28,791,900	46,024,000	30,032,000	41,586,000	28,023,400	36,035,000	30,652,100	43,838,000	30,549,400	41,241,000
Butter.....	24,439,440	71,463,000	27,086,085	72,272,000	22,608,261	62,122,000	22,580,553	62,916,000	17,820,508	53,972,000
" margarine.....	7,729,208	9,602,000	5,329,330	5,142,000	4,943,136	4,399,000	5,393,265	6,527,000	6,338,930	7,006,000
Cheese.....	9,319,422	16,309,000	10,487,045	16,779,000	9,394,572	15,501,000	10,035,803	17,563,000	10,005,561	20,011,000
Chemical products.....	90,130,000	90,130,000		95,751,000		101,542,000		114,675,000		120,317,000
Copper wire.....	6,993,600	15,386,000	6,881,600	14,451,000	8,133,200	16,206,000	8,724,300	17,885,000	8,249,900	19,830,000
Cotton, raw.....	25,527,627	30,123,000	32,983,656	47,826,000	32,622,717	50,891,000	35,734,605	46,455,000	36,824,300	54,182,000
" manufactures.....		176,000,000		180,964,000		209,961,000		254,593,000		306,728,000
Parthen and glass wares.....		69,060,000		72,551,000		74,752,000		81,260,000		85,536,000
Eggs.....	8,038,852	12,862,000	8,016,493	13,227,000	10,050,674	16,785,000	8,730,843	14,668,000	8,411,889	14,721,000
Fruits.....	87,926,132	31,246,000	67,925,437	29,413,000	139,913,396	40,326,000	147,928,161	53,928,000	176,811,943	50,719,000
Grain and flour except malt		14,639,000		9,112,000		12,355,000		53,348,700		14,824,000
Haberdashery, small fancy										
wares and toys.....	76,554,300		48,129,500		66,284,300		53,348,700		56,230,600	
Hides, raw.....		192,300,000		202,000,000		198,200,000		213,600,000		228,700,000
" tanned or curried.....	47,494,753	139,897,000	41,630,327	118,979,000	46,602,134	102,719,000	53,024,575	140,314,000	58,811,800	153,137,000
Jewellery.....	10,635,908	115,701,000	10,617,714	117,092,000	10,503,912	118,479,000	10,110,343	133,297,000	10,208,133	122,648,000
Leather wares.....		27,739,000		29,723,000		40,882,000		31,545,000		36,545,000
Machines and machinery and		62,358,000		61,290,000		63,473,000		64,906,000		89,833,000
parts thereof.....										
Metal wares and tools.....	40,325,635	52,539,000	42,905,569	56,902,000	48,453,723	59,616,000	55,042,520	71,252,000	60,043,281	82,500,000
Millinery, including artificial		97,000,000		89,200,000		105,700,000		111,100,000		114,800,000
flowers.....		136,241,000		125,112,000		117,748,000		111,828,000		124,854,000







## SESSIONAL PAPER No. 10\*

20,769,000	22,811,000	23,210,000	25,774,000	28,779,000	Hanse Towns.....	83,803,000	72,278,000	98,087,000	68,145,000	73,469,000
8,253,000	6,515,000	7,856,000	8,984,000	8,518,000	Havre and San Domingo.....	2,287,000	1,631,000	1,631,000	1,678,000	2,279,000
191,390,000	195,081,000	187,180,000	211,676,000	245,640,000	Holland.....	371,946,000	391,851,000	416,892,000	409,587,000	433,121,000
177,839,000	188,918,000	195,911,000	186,875,000	210,512,000	Italy.....	123,287,000	125,373,000	130,358,000	141,272,000	163,618,000
16,485,000	17,587,000	21,622,000	20,721,000	20,380,000	Japan.....	15,510,000	49,760,000	45,560,000	57,738,000	84,364,000
10,795,000	12,102,000	14,262,000	15,620,000	17,582,000	Mexico.....	25,996,000	34,130,000	36,484,000	41,448,000	43,493,000
3,580,000	3,655,000	4,143,000	5,530,000	5,865,000	Morocco.....	1,457,000	1,377,000	1,600,000	1,091,000	1,444,000
20,823,000	23,491,000	21,428,000	25,524,000	23,959,000	Norway.....	64,424,000	60,795,000	62,437,000	67,084,000	70,105,000
7,081,000	6,899,000	6,941,000	8,665,000	11,271,000	Portugal.....	11,125,000	9,093,000	9,395,000	12,160,000	13,628,000
3,066,000	1,707,000	2,858,000	2,258,000	2,627,000	Philippines, Caroline Islands, &c.....	7,011,000	6,491,000	5,739,000	4,725,000	5,270,000
18,080,000	14,758,000	15,109,000	16,282,000	16,553,000	Portugal*.....	19,797,000	20,337,000	24,344,000	29,583,000	27,815,000
47,473,000	84,098,000	63,634,000	63,510,000	92,901,000	Romania.....	30,506,000	38,344,000	37,095,000	41,861,000	43,692,000
682,028,000	772,041,000	837,657,000	822,975,000	993,843,000	Russia (including Finland).....	329,090,000	327,823,000	357,567,000	335,693,000	389,801,000
7,537,000	12,472,000	8,833,000	9,125,000	7,452,000	Serbia.....	7,188,000	5,573,000	6,977,000	6,688,000	5,700,000
78,179,000	74,837,000	87,642,000	99,198,000	116,789,000	Spain†.....	50,037,000	53,733,000	58,167,000	56,081,000	53,060,000
83,907,000	79,935,000	89,687,000	99,425,000	118,726,000	Sweden.....	110,337,000	117,973,000	130,743,000	116,767,000	136,894,000
148,372,000	163,563,000	165,410,000	172,731,000	182,648,000	Switzerland.....	257,290,000	277,590,000	296,589,000	319,826,000	358,963,000
30,071,000	36,474,000	37,538,000	43,350,000	51,489,000	Turkey (except Egypt).....	37,443,000	43,566,000	50,181,000	75,297,000	71,052,000
11,525,000	12,856,000	15,070,000	16,758,000	17,508,000	Uruguay.....	9,631,000	11,790,000	14,082,000	11,112,000	21,783,000
985,836,000	893,003,000	934,321,000	943,002,000	991,942,000	United States.....	384,735,000	449,072,000	469,015,000	494,741,000	542,243,000
9,002,000	10,146,000	10,321,000	12,168,000	14,891,000	Venezuela.....	7,006,000	1,091,000	5,411,000	7,152,000	5,442,000
23,212,000	26,135,000	21,867,000	23,264,000	32,565,000	Other Countries.....	14,718,000	12,081,000	22,846,000	24,310,000	32,825,000
5,421,255,000	5,631,000,000	6,002,688,000	6,354,320,000	7,128,825,000	Totals.....	4,431,148,000	4,677,785,000	5,014,631,000	5,222,810,000	5,731,612,000

\*Including British Guinea and British Honduras. \*\*Including Eastern Roumelia. †Including Azores and Madeira. ‡Including Canary Islands.  
 Note.—The free port of Hamburg and certain parts of Baden, as also Heligoland, are not included under the Zollverein.

7-8 EDWARD VII., A. 1908

## GERMANY (Zollverein. See Foot Note.)

TOTAL Quantities and Values of the Principal Articles Imported for Consumption (Merchandise only) during the Years ended December 31, 1901 to 1905, inclusive.

Note:—Mark = 25.8 cts. Kilog = 2.204 lbs.

ARTICLES.	1901.			1902.			1903.			1904.			1905.		
	Quantity.	Value.		Quantity.	Value.		Quantity.	Value.		Quantity.	Value.		Quantity.	Value.	
		Marks.			Marks.			Marks.			Marks.			Marks.	
Animals:—															
Horses.....	100,321	78,633,000		111,667	92,425,000		124,978	92,568,000		110,165	90,780,000		131,732	104,331,000	
Other.....	320,097	76,116,000		407,546	109,135,000		438,030	127,868,000		395,758	121,389,000		412,846	131,103,000	
Brain, &c.....	8,440,827	71,602,000		7,397,688	64,286,000		9,971,369	79,502,000		10,104,962	89,126,000		11,194,292	103,180,000	
Cantaloup and gutfia percha "	130,224	48,226,000		150,288	60,935,000		155,867	80,432,000		174,070	109,444,000		213,930	142,234,000	
Clover seed, &c.....	293,307	22,590,000		303,455	32,775,000		355,317	38,853,000		384,043	41,405,000		218,148	28,336,000	
Coal.....	62,973,887	92,513,000		64,256,579	89,932,000		67,655,128	94,321,000		72,990,415	100,706,000		93,996,932	133,667,000	
" "	185,172	24,730,000		206,870	26,181,000		216,344	25,999,000		271,014	32,504,000		296,331	33,018,000	
Cocoa, raw.....	1,719,743	147,740,000		1,714,347	143,161,000		1,819,481	145,168,000		1,800,927	162,630,000		1,801,661	170,308,000	
Coffee, raw.....	90,769,000	90,769,000		804,182	89,085,000		887,933	108,077,000		1,166,712	140,492,000		1,091,601	160,540,000	
Copper, raw and scrap.....	3,735,842	315,786,000		3,914,213	341,221,000		4,319,033	423,330,000		4,415,638	508,411,000		4,580,223	534,072,000	
Cotton, raw and waste.....	160,496	48,559,000		171,276	51,154,000		189,463	60,051,000		212,252	66,832,000		198,138	65,271,000	
" yarn.....	58,912	31,484,000		67,713	34,713,000		62,278	36,355,000		65,980	40,631,000		67,621	45,102,000	
" manufactures.....	1,584,865	104,773,000		1,281,538	115,071,000		1,247,769	108,377,000		1,293,917	114,651,000		1,307,371	121,350,000	
Eggs.....	403,561	31,209,000		470,340	35,030,000		644,273	47,585,000		431,151	34,326,000		665,391	47,713,000	
Flax.....															
Grain, flour and meal—															
Barley.....	8,997,487	105,448,000		11,275,557	127,862,000		15,860,627	164,719,000		14,304,205	146,831,000		16,206,476	180,480,000	
Buckwheat.....	318,464	4,227,000		277,744	3,597,000		338,261	3,778,000		321,259	3,997,000		336,485	4,578,000	
Corn.....	11,933,189	119,791,000		9,005,796	93,339,000		9,532,388	92,296,000		7,734,876	73,791,000		9,281,176	97,989,000	
Malt.....	983,426	22,117,000		978,915	21,136,000		1,069,288	22,018,000		923,196	20,896,000		997,792	22,420,000	
Oats.....	4,125,364	47,313,000		3,892,538	47,716,000		4,703,298	47,195,000		3,623,675	37,697,000		9,662,502	107,105,000	
Rice.....	2,585,365	39,036,000		3,659,142	52,453,000		2,913,404	45,420,000		2,734,408	40,761,000		2,845,286	44,655,000	
Rye.....	8,637,061	89,474,000		9,790,417	104,837,000		8,137,626	82,485,000		4,724,351	49,363,000		5,721,856	68,013,000	
Wheat.....	21,342,063	282,702,000		20,745,304	271,633,000		19,291,088	252,607,000		20,211,286	281,099,000		22,875,868	329,369,000	
Wheat flour.....	384,700	7,911,000		315,448	6,703,000		319,792	6,745,000		231,684	5,565,000		213,868	4,972,000	
Grease.....	1,246,485	105,727,000		1,458,621	169,681,000		1,102,810	94,156,000		1,194,232	87,753,000		1,411,425	169,636,000	
Herrings.....															
Hides and skins, raw, 100 Kilogs.	1,229,781	154,577,000		1,290,576	185,374,000		1,498,760	218,643,000		1,572,897	246,886,000		1,608,152	274,336,000	
Indigo.....	6,091	4,264,000		5,267	3,687,000		2,006	1,795,000		2,600	1,350,000		1,973	1,202,000	
Iron ore.....	43,700,217	69,703,000		39,574,028	59,235,000		52,253,359	80,175,000		60,611,270	91,782,000		60,851,955	102,411,000	
" pig.....	2,675,033	17,035,000		1,430,400	8,565,000		1,583,466	9,225,000		1,782,557	10,111,000		1,587,000	9,835,000	



## SESSIONAL PAPER No. 10\*

Iron and ironware (except pig iron) .....	1,334,791	49,320,000	1,258,779	43,263,000	1,575,570	47,085,000	1,667,117	50,827,000	1,612,074	53,788,000
Linsed. ....	2,393,299	63,555,000	2,459,599	64,232,000	3,315,050	66,032,000	4,627,221	79,068,000	3,534,824	69,693,000
Machinery and locomotives. .	681,221	60,538,000	507,393	43,301,000	390,909	53,021,000	755,869	63,330,000	762,862	73,518,000
Oil :— Petroleum, all sorts. . .	9,274,629	65,518,000	9,391,294	66,500,000	9,801,713	82,764,000	9,796,183	73,101,000	9,593,079	59,745,000
Oil-cake .....	5,356,909	61,637,000	4,873,809	58,470,000	5,027,419	57,108,000	5,585,580	61,642,000	5,831,067	74,287,000
Palm-kernels, &c. ....	1,510,371	37,710,000	1,849,094	51,092,000	1,994,228	49,637,000	1,995,115	55,138,000	2,101,471	61,520,000
Saltpetre .....	5,310,969	90,623,000	4,689,129	82,484,000	4,692,925	83,781,000	5,085,205	99,690,000	5,130,721	111,815,000
Silk, unmanufactured. ....	56,812	128,653,000	65,687	147,001,000	69,336	151,561,000	67,903	143,614,000	63,709	161,141,000
Timber, staves, osiers, &c. . .	41,682,029	185,738,000	39,321,296	185,629,000	47,967,396	220,513,000	50,490,987	237,880,000	53,108,566	266,867,000
Tobacco, leaf and manufac- tured. ....	632,191	129,983,000	632,767	109,061,000	630,142	108,751,000	678,062	114,351,000	843,506	146,069,000
Wine, in casks and bottles. .	798,297	10,359,000	759,780	40,621,000	748,240	43,315,000	705,925	41,196,000	806,416	41,337,000
Wool, raw .....	1,501,711	231,637,000	1,618,037	273,946,000	1,663,406	288,626,000	1,589,027	289,843,000	1,651,525	327,209,000
Woolen yarn. ....	203,282	82,873,000	225,933	86,601,000	241,568	90,954,000	217,497	89,691,000	210,376	93,393,000
" manufactures. . . . .	25,366	15,751,000	26,923	17,319,000	27,063	18,975,000	28,040	19,803,000	31,161	23,227,000
Total value of principal and other articles imported. ....	.....	5,421,235,000	.....	5,631,000,000	.....	6,002,688,000	.....	6,354,320,000	.....	7,128,825,000

NOTE :—The free port of Hamburg and certain parts of Baden, as also Heligoland, are not included under the Zollverein.



7-8 EDWARD VII., A. 1908

## GERMANY (Zollverein. See Foot Note.)

TOTAL Quantities and Values of the Principal Articles of Domestic Produce Exported (Merchandise only) during the Years ended December 31, 1901 to 1905, inclusive.

NOTE :—Mark = 23·8 ets. Kilog = 2·204 lbs.

ARTICLES.	1901.		1902.		1903.		1904.		1905.	
	Quantity.	Value.	Quantity.	Value.	Quantity.	Value.	Quantity.	Value.	Quantity.	Value.
	Marks.	Marks.	Marks.	Marks.	Marks.	Marks.	Marks.	Marks.	Marks.	Marks.
Animals: Horses .....	10,541	7,059,000	10,955	7,598,000	10,827	5,805,000	11,491	6,246,000	10,887	6,607,000
Other..... 100 Kilogs.	208,410	9,446,000	188,379	9,318,000	195,314	13,270,000	170,833	11,970,000	133,088	8,786,000
Beer.....	1,100,022	22,780,000	1,127,114	22,344,000	1,148,506	22,392,000	1,205,007	23,262,000	1,308,121	25,545,000
Books, maps, engravings, lithographs .....	201,688	169,266,000	210,831	187,786,000	224,843	144,555,000	246,919	169,913,000	248,421	175,855,000
Butter, including margarine ..	25,290	5,454,000	22,486	5,086,000	13,193	2,840,000	8,787	1,875,000	9,149	2,070,000
Coal .....	152,662,666	209,682,000	161,011,411	208,885,000	173,899,342	219,360,000	179,907,262	277,319,000	181,569,977	230,984,000
Coke .....	20,969,369	52,737,000	21,823,834	45,785,000	25,233,514	52,634,000	27,168,552	55,502,000	27,610,804	56,634,000
Cotton, raw and waste .....	470,082	35,408,000	557,847	44,062,000	621,709	53,945,000	693,233	69,666,000	637,092	53,711,000
" yarn.....	120,775	28,537,000	130,243	31,703,000	117,600	32,496,000	100,578	29,830,000	122,639	34,067,000
" manufactures .....	384,117	220,305,000	443,736	259,791,000	483,046	302,314,000	486,788	337,516,000	536,522	380,980,000
Dyes, aniline and similar .....	250,298	79,631,000	288,062	89,299,000	293,362	88,009,000	308,307	88,593,000	365,699	100,654,000
Glass and glassware .....	1,267,198	48,877,000	1,392,385	48,065,000	1,559,210	51,450,000	1,662,891	55,649,000	1,649,998	56,755,000
Grain and other agricultural products .....	8,529,934	121,444,000	7,833,936	109,010,000	10,348,665	141,075,000	12,449,634	168,581,000	10,021,474	152,212,000
Hops .....	65,900	14,598,000	102,978	25,461,000	99,807	43,993,000	110,487	45,499,000	103,669	20,698,000
Instruments, musical .....	172,751	45,478,000	166,756	42,794,000	175,533	49,284,000	107,782	51,217,000	177,848	53,997,000
Iron, pig .....	1,504,475	8,762,000	3,472,563	19,192,000	4,180,724	23,899,000	2,258,907	11,274,000	3,808,297	20,138,000
" bars, malleable .....	1,869,775	20,047,000	3,668,147	35,127,000	3,786,113	34,553,000	2,110,493	18,837,000	2,818,155	27,171,000
" wares, coarse .....	3,898,057	192,209,000	4,334,664	212,077,000	4,953,602	224,879,000	4,907,107	203,589,000	5,362,407	202,169,000
" fine .....	442,061	128,599,000	462,421	131,830,000	534,212	147,324,000	612,407	171,537,000	703,636	183,126,000
" wire.....	2,477,576	33,000,000	2,335,130	29,389,000	2,549,745	31,921,000	2,674,293	33,115,000	3,113,722	39,642,000
Leather, dressed, dyed .....	119,605	74,268,000	136,782	93,123,000	140,854	107,971,000	140,750	113,618,000	165,583	130,394,000
" wares, except gloves .....	64,886	42,118,000	64,866	41,366,000	72,324	46,038,000	80,839	51,478,000	64,714	45,820,000
Machinery and locomotives ..	2,142,073	187,411,000	2,187,080	183,191,000	2,481,677	214,890,000	2,667,481	232,964,000	3,021,721	271,512,000
Paper and paperware .....	1,872,332	103,732,000	2,339,250	199,322,000	2,451,294	121,903,000	2,596,373	127,167,000	2,632,418	138,972,000
Silk manufactures .....	47,716	137,261,000	50,186	146,195,000	53,537	162,084,000	51,804	145,976,000	51,613	149,412,000
Skins, dressed .....	25,558	45,594,000	27,083	51,160,000	26,161	70,119,000	29,052	80,762,000	35,023	57,520,000
Spirits .....	257,109	6,273,000	439,237	8,106,000	352,167	7,830,000	161,564	5,063,000	165,159	5,219,000
Sugar, raw + .....	4,734,191	76,694,000	4,952,137	62,150,000	4,611,654	74,916,000	3,207,041	63,499,000	3,219,651	67,600,000

## SESSIONAL PAPER No. 10\*

Sugar, refined, . . . . .100 Kilogs.	6,150,269	126,132,000	5,787,082	97,293,000	5,590,281	111,823,000	4,597,354	115,170,000	4,295,388	115,295,000
Wearing apparel, . . . . ."	98,512	149,144,000	100,813	117,162,000	101,172	144,229,000	95,942	128,153,000	101,031	150,672,000
Wool, raw, . . . . ."	97,855	21,757,000	114,385	23,711,000	113,031	28,852,000	103,685	26,074,000	108,473	28,928,000
Woolen yarn, . . . . ."	104,451	56,310,000	108,864	62,460,000	102,913	59,113,000	111,957	65,732,000	104,014	63,512,000
Manufactures, . . . . ."	301,255	212,552,000	320,633	226,964,000	338,898	244,190,000	350,758	249,576,000	362,912	293,666,000
Total value of principal and other articles exported, . . . . .		4,431,448,000		4,677,785,000		5,014,634,000		5,222,810,000		5,731,642,000

Note: The free port of Hamburg and certain parts of Baden, as also Heligoland, are not included under the Zollverein. † Includes Sugar, soft, refined, prior to 1903.

## GREECE.

VALUE of the Total Imports for Consumption and Exports of Domestic Produce from and to each Principal Country during the Years ended December 31, 1901 to 1905, inclusive. (*Including Coin and Bullion.*)

NOTE :—Drachma = 19·3 cts.

IMPORTS.						EXPORTS.				
COUNTRIES.										
1901.	1902.	1903.	1904.	1905.		1901.	1902.	1903.	1904.	1905.
Drachmas.	Drachmas.	Drachmas.	Drachmas.	Drachmas.		Drachmas.	Drachmas.	Drachmas.	Drachmas.	Drachmas.
31,161,000	28,715,000	28,500,000	29,832,000	27,517,000	Great Britain.....	28,852,000	19,998,000	22,395,000	21,059,000	24,437,000
17,193,000	21,208,000	19,135,000	20,139,000	19,444,000	..... Austria-Hungary.....	8,778,000	9,338,000	10,237,000	10,550,000	7,877,000
3,487,000	3,051,000	2,892,000	2,176,000	2,276,000	..... Belgium.....	6,704,000	5,559,000	5,696,000	7,967,000	2,068,000
4,432,000	416,000	385,000	663,000	634,000	..... Egypt.....	3,722,000	4,036,000	4,556,000	6,229,000	5,929,000
14,230,000	11,341,000	11,324,000	10,208,000	10,101,000	..... France.....	9,217,000	7,890,000	11,374,000	8,624,000	7,078,000
12,255,000	11,045,000	11,483,000	13,078,000	13,897,000	..... Germany.....	7,253,000	5,521,000	4,772,000	6,919,000	7,514,000
1,149,000	821,000	1,215,000	1,107,000	1,922,000	..... Holland.....	9,535,000	7,336,000	5,523,000	6,094,000	7,180,000
5,638,000	5,533,000	5,563,000	7,006,000	6,190,000	..... Italy.....	4,218,000	4,739,000	4,800,000	3,663,000	4,266,000
2,285,000	1,724,000	2,183,000	2,203,000	3,815,000	..... Roumania.....	1,524,000	1,769,000	932,000	1,712,000	1,152,000
31,141,000	30,826,000	30,555,000	27,223,000	27,725,000	..... Russia.....	736,000	1,917,000	773,000	2,691,000	811,000
11,624,000	11,898,000	14,207,000	16,396,000	15,538,000	..... Turkey in Europe and Asia.....	5,379,000	6,415,000	5,285,000	6,581,000	4,516,000
2,907,000	3,174,000	2,485,000	1,517,000	2,657,000	..... United States.....	4,747,000	4,083,000	5,010,000	4,196,000	6,441,000
7,004,000	7,477,000	6,667,000	5,408,000	10,040,000	..... Other Countries.....	2,235,000	1,062,000	4,451,000	4,285,000	4,422,000
140,606,000	137,229,000	137,494,000	137,016,000	141,756,000	Totals.....	93,994,000	79,663,000	87,924,000	90,770,000	83,691,000

SESSIONAL PAPER No. 10\*

## GREECE.

## TOTAL Quantities and Values of the Principal Articles Imported for Consumption during the Years ended December 31, 1901 to 1905, inclusive.

NOTE:—Drachma=19.3 cts. Ounce 2.84 lbs.; Cub. metre .35-31 cub. ft.

Articles.	1901.			1902.			1903.			1904.			1905.		
	Quantity.	Value.	Quantity.	Value.	Quantity.	Value.	Quantity.	Value.	Quantity.	Value.	Quantity.	Value.	Quantity.	Value.	Quantity.
Animals, living.....	82,781	4,276,000	65,646	3,701,000	131,530	5,835,000	138,832	7,229,000	161,038	5,883,000	161,038	5,883,000	161,038	5,883,000	161,038
Coal.....	136,267,000	9,663,000	152,162,000	9,310,000	185,957,000	7,438,000	163,052,000	6,522,000	126,846,000	6,522,000	126,846,000	6,522,000	126,846,000	6,522,000	126,846,000
Coffee, raw and roasted.....	1,181,000	2,603,000	1,256,000	2,763,000	1,412,000	3,106,000	1,341,000	2,938,000	1,391,000	3,061,000	1,391,000	3,061,000	1,391,000	3,061,000	1,391,000
Cotton, raw.....	1,381,000	1,772,000	1,186,000	1,593,000	1,138,000	1,461,000	1,163,000	1,591,000	1,651,000	2,158,000	1,651,000	2,158,000	1,651,000	2,158,000	1,651,000
" yarn.....	484,000	1,050,000	549,000	1,195,000	478,000	1,016,000	599,000	1,301,000	718,000	1,491,000	718,000	1,491,000	718,000	1,491,000	718,000
" manufactures (a).....	2,630,000	9,565,000	1,998,000	9,332,000	1,913,000	9,589,000	2,243,000	11,358,000	2,071,000	10,282,000	2,071,000	10,282,000	2,071,000	10,282,000	2,071,000
Fish, fresh and preserved (b).....	4,218,000	4,318,000	4,842,000	4,869,000	4,911,000	5,058,000	4,900,000	4,973,000	5,806,000	5,067,000	5,806,000	5,067,000	5,806,000	5,067,000	5,806,000
Glass and earthenware.....	2,398,000	2,398,000	1,712,000	1,712,000	1,975,000	1,975,000	4,900,000	2,073,000	2,546,000	2,546,000	2,073,000	2,546,000	2,073,000	2,546,000	2,073,000
Grain of all kinds.....	141,064,000	35,358,000	138,067,000	34,145,000	136,302,000	33,561,000	111,736,000	27,736,000	32,512,000	32,512,000	111,736,000	32,512,000	111,736,000	32,512,000	111,736,000
Hides and skins, raw.....	2,030,000	3,742,000	1,972,000	3,677,000	2,011,000	3,684,000	2,482,000	4,528,000	3,910,000	3,910,000	2,482,000	4,528,000	2,482,000	4,528,000	2,482,000
dried, salted or not.....	7,485,000	2,428,000	6,368,000	2,139,000	5,776,000	1,963,000	7,210,000	2,343,000	2,350,000	2,350,000	7,210,000	2,343,000	7,210,000	2,343,000	7,210,000
Iron and steel in bars, plates, sheets, &c.....	68,000	2,974,000	71,000	1,358,000	105,000	1,379,000	111,000	1,039,000	1,490,000	1,490,000	111,000	1,039,000	111,000	1,039,000	111,000
Paper and manufactures thereof.....	2,564,000	679,000	2,799,000	887,000	2,689,000	743,000	2,807,000	875,000	1,011,000	1,011,000	2,807,000	875,000	2,807,000	875,000	2,807,000
Petroleum and mineral oils.....	18,071	1,310,000	13,626	1,133,000	15,898	1,127,000	13,542	918,000	14,670	14,670	13,542	918,000	14,670	14,670	14,670
Silk manufactures (a).....	7,022,000	3,160,000	6,688,000	3,010,000	6,259,000	2,816,000	5,735,000	2,607,000	2,888,000	2,888,000	5,735,000	2,607,000	5,735,000	2,607,000	5,735,000
Sugar.....	1,677,000	882,000	1,076,000	516,000	1,168,000	385,000	939,000	312,000	578,000	578,000	939,000	312,000	939,000	312,000	939,000
Wire of all kinds including telegraph wire.....	62,465	5,372,000	58,881	5,064,000	59,282	5,098,000	54,671	4,702,000	6,096,000	6,096,000	54,671	4,702,000	54,671	4,702,000	54,671
Wood for building.....	592,000	1,413,000	523,000	3,739,000	707,000	1,847,000	803,000	5,437,000	3,839,000	3,839,000	803,000	5,437,000	803,000	5,437,000	803,000
Woollen manufactures (a).....															
Total value of principal and other articles imported.....		140,506,000		137,229,000		137,494,000		137,016,000		141,756,000		137,016,000		141,756,000	

(a) Exclusive of ready-made clothing.  
(b) Includes caviar.

## GREECE.

Total Quantities and Values of the Principal Articles of Domestic Produce Exported during the Years ended December 31 1901 to 1905, inclusive.

NOTE:—Drachma=19·3 cts.; Livre=1·1 lb.; Oeque=2·84 lbs.; Quintal=123·2 lbs.; Tonne=2,204 lbs.

ARTICLES.	1901.		1902.		1903.		1904.		1905.	
	Quantity.	Value.	Quantity.	Value.	Quantity.	Value.	Quantity.	Value.	Quantity.	Value.
		Drachmas.		Drachmas.		Drachmas.		Drachmas.		Drachmas.
Currents ( <i>Eisina de Corinthe</i> ) . . . 1,000 Livres	219,055	40,807,000	239,852	22,405,000	238,260	24,779,000	224,875	28,334,000	225,101	33,540,000
Figs . . . . . Quintaux	263,000	3,151,000	285,000	3,425,000	251,000	3,009,000	299,000	3,583,000	276,000	3,809,000
Hides, raw—Fresh or dried . . . . . Oeques	902,000	1,534,000	933,000	1,586,000	850,000	1,428,000	635,000	1,079,000	479,000	814,000
Mineral ores—										
Argentiferous lead ore . . . . . Tonnes.	19,908	10,870,000	15,368	8,391,000	16,093	8,780,000	16,326	8,914,000	10,477	3,729,000
Galena . . . . . "	480	217,000	435	197,000						
Manganiferous iron ore . . . . . "	192,000	3,077,000	147,000	2,350,000	273,000	4,404,000	240,000	3,834,000	228,000	3,651,000
Zinc ore (Calamine) . . . . . "	17,348	2,984,000	13,065	2,247,000	12,765	2,136,000	10,063	1,731,000	6,454	1,110,000
Oil: Olives . . . . . Oeques.	5,133,000	4,620,000	7,355,000	6,620,000	3,308,000	2,977,000	4,626,000	4,163,000	2,389,000	2,150,000
Olives . . . . . "	1,030,000	463,000	1,442,000	721,000	3,459,000	1,557,000	3,985,000	1,793,000	2,529,000	1,138,000
Spirits: Cognac . . . . . "	312,000	935,000	298,000	894,000	366,000	1,098,000	342,000	1,027,000	364,000	1,091,000
Sponges . . . . . "	72,000	1,431,000	56,000	1,110,000	35,000	706,000	8,000	159,000	30,000	600,000
Tobacco in the leaf . . . . . "	3,305,000	4,101,000	3,557,000	4,389,000	4,443,000	5,524,000	5,415,000	6,304,000	4,616,000	6,157,000
Valonia . . . . . Quintaux	192,000	2,116,000	277,000	3,050,000	205,000	2,256,000	142,000	1,559,000	174,000	1,917,000
Wine in casks . . . . . Oeques.	6,694,000	1,874,000	14,881,000	4,167,000	35,153,000	9,843,000	35,723,000	10,003,000	20,829,000	5,832,000
Total value of principal and other articles exported . . . . .		93,994,000		79,663,000		85,924,000		90,570,000		83,691,000



SESSIONAL PAPER No. 10\*

## HOLLAND (Netherlands).

VALUE of the Total Imports for Consumption and Exports of Domestic Produce from and to each Principal Country during the Years ended December 31, 1901 to 1905, inclusive. (*Including Coin and Bullion.*)

Note :—Gulden = 40 2 cts.

IMPORTS.					EXPORTS.				
1901.	1902.	1903.	1904.	1905.	1901.	1902.	1903.	1904.	1905.
Gulden.	Gulden.	Gulden.	Gulden.	Gulden.	Gulden.	Gulden.	Gulden.	Gulden.	Gulden.
248,289,000	257,257,000	257,027,000	252,748,000	263,821,000	125,667,000	457,271,000	460,158,000	433,388,000	469,668,000
5,114,000	4,835,000	6,310,000	7,669,000	5,540,000	1,322,000	1,614,000	2,161,000	1,972,000	1,917,000
28,401,000	23,012,000	40,469,000	63,651,000	75,793,000	2,818,000	3,511,000	1,090,000	4,658,000	6,588,000
4,422,000	3,889,000	7,403,000	5,428,000	4,472,000	1,829,000	1,131,000	1,431,000	989,000	1,404,000
225,593,000	233,295,000	227,581,000	258,843,000	253,456,000	175,365,000	193,671,000	213,217,000	221,273,000	227,191,000
29,028,000	30,439,000	21,791,000	10,387,000	17,010,000	2,318,000	1,383,000	1,145,000	1,511,000	2,604,000
45,843,000	54,784,000	61,918,000	70,354,000	64,822,000					
1,072,000	780,000	2718,000	2,888,000	784,000					
8,879,000	6,996,000	31,900,000	37,759,000	14,160,000					
1,400,000	1,258,000	1,774,000	1,804,000	1,147,000	7,721,000	9,585,000	11,170,000	9,195,000	12,182,000
22,770,000	21,835,000	22,210,000	22,233,000	29,347,000	4,691,000	4,509,000	4,601,000	4,771,000	4,129,000
467,916,000	567,241,000	604,625,000	556,931,000	639,617,000	12,902,000	14,383,000	17,055,000	14,556,000	14,868,000
5,956,000	10,082,000	11,340,000	15,643,000	16,784,000	900,805,000	895,755,000	972,899,000	1,039,914,000	1,006,273,000
5,590,000	6,517,000	5,004,000	4,914,000	5,862,000	1,751,000	1,493,000	1,906,000	1,877,000	2,343,000
892,000	2,237,000	80,000	2,901,000	1,296,000	9,054,000	9,683,000	11,347,000	10,099,000	11,413,000
323,330,000	349,127,000	336,928,000	376,179,000	399,650,000	61,195,000	60,580,000	61,326,000	67,811,000	70,477,000
16,099,000	19,261,000	13,462,000	13,770,000	15,169,000	8,180,000	10,076,000	11,465,000	12,051,000	10,321,000
16,507,000	21,715,000			21,000					
11,829,000	8,391,000	8,361,000	7,786,000	8,757,000	3,499,000	3,584,000	5,269,000	4,134,000	4,940,000
41,281,000	60,215,000	58,672,000	41,730,000	76,123,000	2,946,000	4,456,000	3,751,000	4,472,000	4,211,000
160,031,000	209,387,000	229,669,000	333,106,000	318,393,000	8,286,000	9,511,000	8,326,000	10,642,000	12,014,000
40,403,000	37,350,000	49,361,000	51,473,000	61,984,000	4,710,000	4,750,000	5,869,000	5,416,000	6,648,000
19,353,000	19,896,000	22,131,000	22,200,000	36,813,000	5,615,000	7,292,000	10,176,000	11,104,000	12,317,000
5,514,000	6,010,000	6,926,000	7,335,000	5,974,000	6,312,000	7,098,000	9,287,000	13,297,000	10,299,000
303,091,000	234,777,000	231,778,000	232,241,000	240,665,000	79,242,000	106,882,000	105,929,000	96,746,000	81,347,000
14,282,000	9,892,000	18,286,000	17,124,000	25,267,000	7,728,000	20,025,000	27,874,000	15,529,000	20,514,000
2,047,082,000	2,171,778,000	2,277,721,000	2,419,525,000	2,583,523,000	1,733,686,000	1,827,903,000	1,950,958,000	1,983,587,000	1,993,761,000
					Totals.				

7-8 EDWARD VII., A. 1908

## HOLLAND (Netherlands.)

**Total Quantities and Values of the Principal Articles Imported for Consumption (Merchandise only) during the Years ended  
December 31, 1901 to 1905, inclusive.**

NOTE : — Gulden = 40·2 cts. Kilog. = 2·204 lbs. Tonnen = 2,204 lbs. Tonnen = 2202 galls.

ARTICLES.	1901.			1902.			1903.			1904.			1905.		
	Quantity.	Value.	Gulden.	Quantity.	Value.	Gulden.	Quantity.	Value.	Gulden.	Quantity.	Value.	Gulden.	Quantity.	Value.	Gulden.
Coal .....	5,363,000	53,627,000		5,620,000	56,200,000		6,333,000	63,320,000		7,026,000	70,258,000		8,122,000	81,225,000	
Coffee, raw .....	118,815,000	52,279,000		132,442,000	58,275,000		117,719,000	51,796,000		87,923,000	38,686,000		93,552,000	41,163,000	
Copper ore .....	180,750,000	28,920,000		168,533,000	26,966,000		227,572,000	36,411,000		222,211,000	35,554,000		301,903,000	48,304,000	
" unwrought .....	39,172,000	39,172,000		54,714,000	54,714,000		54,590,000	54,590,000		74,872,000	74,872,000		71,363,000	71,363,000	
Cotton raw .....	42,059,000	25,235,000		39,553,000	23,732,000		43,305,000	25,983,000		44,034,000	26,420,000		45,537,000	27,322,000	
" yarn .....	26,858,000	15,014,000		.....	27,326,000		.....	29,891,000		.....	28,529,000		.....	33,704,000	
" manufactures .....	.....	.....		.....	14,849,000		.....	14,895,000		.....	14,700,000		.....	17,256,000	
Drugs, Peruvian bark .....	.....	243,928,000		.....	265,689,000		.....	263,888,000		.....	300,949,000		.....	315,460,000	
Dye-stuffs .....	.....	17,694,000		.....	17,809,000		.....	17,420,000		.....	18,670,000		.....	17,523,000	
Flour and meal .....	232,517,000	69,755,000		.....	63,731,000		241,709,000	72,540,000		225,894,000	67,768,000		223,297,000	66,983,000	
Grain, wheat .....	1,310,300,000	170,339,000		1,287,125,000	167,327,000		1,351,705,000	175,730,000		1,374,660,000	178,706,000		1,087,102,000	219,331,000	
" barley .....	305,918,000	24,473,000		398,418,000	31,873,000		504,346,000	40,348,000		521,865,000	41,749,000		542,216,000	43,377,000	
" rye .....	526,376,000	47,374,000		585,134,000	52,662,000		636,928,000	57,324,000		515,974,000	46,438,000		504,647,000	45,418,000	
" maize .....	473,374,000	30,789,000		401,775,000	26,115,000		512,090,000	33,286,000		420,318,000	27,321,000		412,383,000	26,805,000	
" oats .....	319,097,000	25,558,000		354,119,000	28,330,000		331,215,000	26,497,000		297,285,000	23,783,000		635,997,000	50,880,000	
Hides and skins, raw .....	.....	22,676,000		.....	21,422,000		.....	23,331,000		.....	23,050,000		.....	23,488,000	
Indigo .....	1,028,000	6,168,000		1,123,000	6,737,000		1,164,000	6,987,000		1,576,000	9,455,000		1,362,000	8,171,000	
Iron, pig .....	.....	21,282,000		.....	26,220,000		.....	23,631,000		.....	17,742,000		.....	21,974,000	
" in bars, hoops, plates, &c. ....	.....	63,435,000		.....	83,959,000		.....	108,889,000		.....	81,283,000		.....	85,944,000	
" wares, nails, wire, &c. ....	.....	41,647,000		.....	46,092,000		.....	48,075,000		.....	47,474,000		.....	54,506,000	
Machinery and locomotives of all kinds .....	.....	20,488,000		.....	16,933,000		.....	16,363,000		.....	16,126,000		.....	19,488,000	
Margarine, oleo .....	49,161,000	22,078,000		37,837,000	17,026,000		47,700,000	21,465,000		46,844,000	21,080,000		52,047,000	23,421,000	
Oil, palm .....	23,696,000	11,848,000		23,210,000	11,695,000		27,549,000	13,775,000		25,208,000	12,604,000		28,410,000	14,205,000	
" mineral .....	180,238,000	12,952,000		189,806,000	13,717,000		192,984,000	13,957,000		180,934,000	12,918,000		188,629,000	13,505,000	
Potash, pearl-ash, soda, &c. ....	32,220,000	8,377,000		35,502,000	9,231,000		38,607,000	10,038,000		35,209,000	9,194,000		36,232,000	9,284,000	
Rice .....	183,091,000	54,927,000		220,609,000	66,183,000		221,982,000	66,985,000		234,507,000	70,332,000		221,491,000	66,418,000	
Salt-petre, unrefined .....	.....	27,416,000		101,219,000	30,366,000		118,469,000	35,541,000		134,796,000	40,439,000		127,052,000	17,152,000	
Seeds, hused, colza, &c. ....	91,387,000	28,802,000		.....	33,869,000		.....	32,617,000		.....	40,015,000		.....	42,747,000	
altex or zinc .....	.....	15,336,000		.....	15,719,000		.....	15,947,000		.....	17,344,000		.....	18,009,000	

## SESSIONAL PAPER No. 10\*

Steel and manufactures also rails and wire.....	74,429,000	119,371,000	95,378,000	144,031	73,578,000	110,689,000
Stone for paving.....1,000 Kilogs	72,584,000	64,374,000	57,813,000	144,532	56,412,000	67,771,000
Sugar, raw.....	27,851,000	35,729,000	28,521,000	81,488,000	30,152,000	23,824,000
Tallow, hard and other fat..	24,677,000	23,752,000	25,378,000	74,068,000	27,494,000	31,233,000
Tea.....	9,023,000	9,060,000	8,988,000	3,505,000	9,972,000	10,300,000
Timber, rough and sawn.....	50,710,000	48,800,000	56,717,000	.....	70,451,000	62,015,000
Tin, unwrought.....	24,574,000	16,530,000	22,387,000	22,387,000	18,907,000	17,266,000
Tobacco, leaf.....	10,327,000	10,619,000	23,717,000	23,717,000	11,380,000	9,559,000
Wine.....	4,567,000	4,432,000	10,725,000	10,725,000	4,050,000	4,170,000
Wood, raw, combed and carded.....	21,437,000	22,271,000	25,773,000	24,834,000	21,687,000	19,055,000
Woolen, yarn.....	4,618,000	5,062,000	5,115,000	.....	4,718,000	4,867,000
" manufactures.....	10,502,000	10,725,000	10,754,000	.....	10,811,000	11,180,000
Total value of principal and other articles imported.....	2,029,371,000	2,158,010,000	2,263,644,000	.....	2,402,261,000	2,565,042,000

7-8 EDWARD VII., A. 1908

## HOLLAND (Netherlands).

Total Quantities and Values of the Principal Articles of Domestic Produce Exported (Merchandise only) during the Years ended December 31, 1901 to 1905, inclusive.

NOTE: —Gulden=40·2 cts. Kilog=2·204 lbs. Litre=·2202 galls.

ARTICLES.	1901.		1902.		1903.		1904.		1905.	
	Quantity.	Value.	Quantity.	Value.	Quantity.	Value.	Quantity.	Value.	Quantity.	Value.
Animals living—		Gulden.		Gulden.		(Gulden.		Gulden.		Gulden.
Cattle, sheep and pigs..... No.	116,144	4,191,000	136,806	4,843,000	127,879	4,913,000	105,831	4,121,000	95,850	6,243,000
Bran..... Kilog.	45,259,000	13,578,000	33,892,000	10,167,000	58,243,000	17,473,000	45,284,000	13,585,000	47,471,000	14,241,000
Butter..... " "	22,095,000	22,095,000	22,861,000	22,861,000	23,428,000	23,428,000	23,607,000	23,607,000	23,207,000	23,207,000
Candles..... " "	5,734,000	5,734,000	4,725,000	4,725,000	.....	5,480,000	.....	5,532,000	.....	5,353,000
Cheese..... Kilog.	47,296,000	16,553,000	47,530,000	16,635,000	49,453,000	17,309,000	46,751,000	16,363,000	44,651,000	15,628,000
Coffee..... " "	74,412,000	32,741,000	76,441,000	33,634,000	82,190,000	36,163,000	75,509,000	33,221,000	67,469,000	29,686,000
Copper ore..... " "	191,735,000	30,678,000	179,016,000	28,613,000	220,582,000	35,293,000	185,931,000	29,749,000	247,325,000	39,604,000
Copper..... " "	37,105,000	37,105,000	47,908,000	47,908,000	49,526,000	49,526,000	69,587,000	69,587,000	64,352,000	64,352,000
Cotton, raw..... " "	21,838,000	13,103,000	17,894,000	10,736,000	23,973,000	14,384,000	22,588,000	13,553,000	21,433,000	12,800,000
" yarn..... " "	.....	4,182,000	.....	4,996,000	.....	5,022,000	.....	5,466,000	.....	5,002,000
" manufactures..... " "	.....	34,872,000	.....	37,028,000	.....	42,413,000	.....	41,160,000	.....	49,949,000
Drugs, Peruvian bark..... Kilog.	.....	224,422,000	.....	233,319,000	.....	224,509,000	.....	244,075,000	.....	178,431,000
Dyes..... " "	5,611,000	5,833,000	.....	5,833,000	.....	6,102,000	.....	4,461,000	.....	14,709,000
Fish:—										
Fresh and preserved, in- cluding salmon..... Kilog.	117,961,000	22,404,000	142,840,000	23,786,000	158,264,000	26,048,000	158,461,000	26,553,000	138,804,000	23,915,000
Flax, raw..... " "	29,639,000	21,233,000	38,621,000	27,640,000	32,621,000	23,304,000	61,926,000	44,009,000	38,797,000	27,702,000
Grain and flour:—										
Wheat and wheat flour..... " "	1,025,762,000	134,507,000	1,013,736,000	133,028,000	1,091,003,000	143,436,000	1,118,761,000	147,409,000	1,461,613,000	193,029,000
Rye and rye flour..... " "	301,174,000	32,233,000	342,442,000	34,117,000	389,161,000	41,458,000	296,754,000	33,861,000	297,021,000	32,714,000
Oats..... " "	286,706,000	22,936,000	327,602,000	26,208,000	306,131,000	24,491,000	296,803,000	21,344,000	534,848,000	42,788,000
Hair, unmanufactured..... " "	1,053,000	6,523,000	1,130,000	8,156,000	1,582,000	11,004,000	1,718,000	11,918,000	1,315,000	9,124,000
Hides and skins, raw..... " "	.....	20,335,000	.....	21,874,000	.....	22,722,000	.....	23,153,000	.....	22,380,000
Iron, pig..... " "	.....	18,162,000	.....	24,507,000	.....	23,291,000	.....	14,509,000	.....	18,186,000
" in bars, rods, rails..... " "	.....	22,386,000	.....	45,924,000	.....	62,278,000	.....	42,359,000	.....	48,703,000
" wires, nails and wire, &c..... " "	.....	38,821,000	.....	43,494,000	.....	41,633,000	.....	46,804,000	.....	47,861,000
" and steel and manu- factures..... Kilog.	111,283,000	49,650,000	187,070,000	76,310,000	170,716,000	66,433,000	82,061,000	32,447,000	107,920,000	43,530,000
Machinery..... " "	18,740,000	12,931,000	12,312,000	8,516,000	13,563,000	9,358,000	13,183,000	9,780,000	16,462,000	11,359,000



## SESSIONAL PAPER No. 10\*

Margarine, oleo,..... Kilog.	21,538,000	9,632,000	17,593,000	7,917,000	16,058,000	86,846,000	46,584,000	37,267,000	51,295,000	41,036,000
" and artificial butter..... "	46,745,000	37,396,000	49,795,000	39,836,000	24,064,000	10,829,000	25,149,000	11,317,000	23,097,000	10,394,000
Paper and manufactures of..... "	95,488,000	41,198,000	98,805,000	42,523,000	115,732,000	49,473,000	110,084,000	17,238,000	115,524,000	49,228,000
Rice and rice flour..... "	89,529,000	26,859,000	112,007,000	33,602,000	116,382,000	34,915,000	135,205,000	40,531,000	128,191,000	38,457,000
Saltpetre, unrefined..... "	73,568,000	22,070,000	89,021,000	26,707,000	92,517,000	27,755,000	106,497,000	31,949,000	54,491,000	1,617,000
Spirits, including liquors.... Litre.	23,739,000	4,834,000	26,147,000	5,329,000	27,528,000	5,606,000	28,616,000	5,829,000	28,870,000	5,884,000
*Sugar, refined..... Kilog.	143,646,000	37,312,000	130,543,000	52,078,000	124,851,000	49,805,000	150,191,000	60,145,000	89,718,000	35,924,000
Tea, unwrought..... "	20,409,000	20,409,000	19,440,000	19,440,000	18,186,000	18,186,000	17,912,000	17,912,000	15,976,000	15,970,000
Vegetable, all sorts..... "	168,292,000	51,937,000	145,914,000	45,729,000	135,375,000	11,971,000	181,320,000	55,691,000	139,007,000	9,409,000
Wool, raw..... "	15,450,000	18,328,000	16,434,000	19,654,000	19,118,000	22,819,000	15,538,000	18,072,000	14,936,000	17,052,000
Woolen yarn..... "	.....	1,151,000	.....	1,100,000	.....	1,298,000	.....	944,000	.....	1,109,000
" manufactures..... "	.....	10,128,000	.....	10,843,000	.....	11,523,000	.....	13,162,000	.....	9,632,000
Total value of principal and other articles exported.....	.....	1,739,039,000	.....	1,823,871,000	.....	1,950,958,000	.....	1,983,055,000	.....	1,989,424,000

\* Including 'Sugar bastard.'



## ITALY.

VALUE of the Total Imports for Consumption and Exports of Domestic Produce (Merchandise and Silver and Bullion) from and to each Principal Country during the Years ended December 31, 1901 to 1905, inclusive.

Note: — Lira = 19 cts.

IMPORTS.					EXPORTS.				
1901.	1902.	1903.	1904.	1905.	1901.	1902.	1903.	1904.	1905.
Lire.	Lire.	Lire.	Lire.	Lire.	Lire.	Lire.	Lire.	Lire.	Lire.
279,364,000	287,651,000	282,408,000	319,661,000	318,215,000	151,393,000	143,317,000	131,666,000	133,787,000	129,971,000
38,048,000	31,360,000	35,664,000	36,064,000	44,255,000	63,555,000	60,301,000	78,987,000	129,589,000	103,119,000
178,411,000	176,113,000	176,062,000	189,524,000	196,486,000	130,852,000	126,559,000	153,836,000	137,106,000	144,534,000
4,356,000	1,459,000	2,739,000	3,413,000	2,152,000	6,018,000	5,302,000	5,302,000	6,423,000	5,422,000
30,601,000	32,610,000	37,256,000	46,795,000	48,505,000	22,451,000	27,765,000	27,756,000	30,630,000	41,402,000
15,987,000	14,406,000	13,774,000	15,097,000	20,886,000	15,613,000	16,382,000	16,220,000	14,306,000	16,319,000
75,464,000	74,065,000	101,121,000	118,057,000	85,925,000	29,432,000	28,319,000	29,929,000	32,607,000	25,883,000
1,899,000	1,202,000	1,456,000	3,191,000	2,344,000	1,088,000	1,297,000	329,000	429,000	662,000
1,946,000	1,342,000	1,208,000	1,910,000	677,000	5,611,000	4,287,000	5,005,000	5,819,000	6,361,000
73,630,000	89,719,000	74,965,000	74,668,000	63,402,000	3,518,000	4,478,000	4,740,000	3,270,000	3,906,000
11,452,000	11,289,000	9,587,000	16,479,000	10,827,000	32,081,000	32,289,000	36,309,000	46,091,000	45,348,000
179,229,000	183,926,000	193,273,000	290,026,000	224,021,000	174,912,000	168,322,000	170,867,000	181,933,000	194,515,000
205,624,000	221,715,000	236,078,000	254,116,000	291,114,000	235,055,000	245,957,000	226,335,000	210,208,000	224,975,000
6,270,000	5,730,000	5,516,000	4,885,000	3,786,000	19,434,000	18,579,000	20,206,000	21,106,000	20,885,000
10,110,000	11,336,000	10,088,000	10,621,000	13,608,000	16,882,000	14,185,000	14,477,000	12,987,000	14,007,000
8,587,000	8,919,000	9,041,000	12,364,000	8,388,000	6,030,000	9,309,000	7,752,000	5,876,000	6,266,000
64,109,000	74,007,000	72,027,000	27,304,000	35,274,000	2,626,000	6,870,000	5,687,000	5,585,000	5,398,000
150,008,000	181,763,000	210,295,000	158,304,000	204,565,000	12,806,000	10,708,000	14,211,000	12,388,000	11,711,000
19,294,000	28,584,000	31,130,000	31,563,000	33,891,000	14,745,000	15,498,000	21,209,000	21,210,000	19,667,000
9,622,000	5,822,000	10,983,000	7,305,000	11,818,000	9,884,000	9,317,000	10,431,000	12,901,000	11,759,000
57,284,000	56,537,000	59,391,000	61,401,000	65,880,000	204,539,000	260,431,000	274,185,000	270,557,000	332,623,000
22,159,000	22,997,000	36,229,000	29,981,000	30,527,000	44,895,000	38,417,000	30,610,000	52,570,000	54,745,000
10,417,000	6,909,000	7,700,000	10,774,000	12,319,000	10,588,000	8,665,000	10,314,000	10,867,000	11,442,000
234,346,000	211,089,000	212,274,000	238,892,000	238,115,000	139,849,000	177,023,000	166,299,000	190,948,000	226,126,000
717,000	554,000	893,000	1,611,000	823,000	5,335,000	5,598,000	5,561,000	4,769,000	5,528,000
29,555,000	35,169,000	30,472,000	39,523,000	66,621,000	15,266,000	32,379,000	39,568,000	43,198,000	68,850,000
1,718,489,000	1,775,743,000	1,861,960,000	1,913,735,000	2,064,574,000	1,374,458,000	1,472,420,000	1,517,444,000	1,597,220,000	1,730,914,000
					Totals .....				

\* Includes Bulgaria and Candia.

SESSIONAL PAPER No. 10\*

## ITALY.

TOTAL Quantities and Values of the Principal Articles Imported for Consumption (Merchandise and Silver Bullion) during the Years ended December 31, 1901 to 1905, inclusive.

NOTE: Lira 19 3 cts. Kilog 2 204 lbs. Quintal 220 4 lbs. Tonne 2 204 lbs.

ARTICLES.	1901.			1902.			1903.			1904.			1905.		
	Quantity.	Value.		Quantity.	Value.		Quantity.	Value.		Quantity.	Value.		Quantity.	Value.	
		Lira.			Lira.			Lira.			Lira.			Lira.	
Animals, horses.....	No.	38,180	30,541,000	16,403	32,524,000	41,849	29,294,000	45,697	31,988,000	42,467	31,988,000	42,467	29,727,000	31,988,000	42,467
Cheese.....	Kilog.	1,897,700	7,836,000	4,018,400	6,831,000	4,297,500	6,661,000	4,340,200	6,684,000	4,500,500	6,661,000	4,500,500	6,972,000	6,661,000	4,500,500
Coal and coke.....	Tons.	4,838,991	150,009,000	5,406,069	140,558,000	5,516,823	141,444,000	5,904,578	150,567,000	6,437,539	150,567,000	6,437,539	164,157,000	150,567,000	6,437,539
Coffee.....	Kilog.	15,902,500	14,494,000	16,259,900	14,633,000	17,660,200	15,012,000	17,729,300	12,731,000	18,727,600	12,731,000	18,727,600	20,227,000	12,731,000	18,727,600
Cotton, raw.....	Kilog.	135,121,800	158,093,000	147,337,800	162,091,000	154,164,600	184,998,000	151,749,600	232,124,000	165,003,100	232,124,000	165,003,100	181,877,000	232,124,000	165,003,100
" yarn.....	"	810,800	4,843,000	821,600	5,275,000	892,800	5,418,000	936,700	5,698,000	825,800	5,698,000	825,800	5,049,000	5,698,000	825,800
Cotton manufactures—															
Unbleached.....	"	165,100	524,000	124,300	393,000	166,700	591,000	131,800	445,000	143,700	445,000	143,700	468,000	445,000	143,700
Bleached.....	"	238,200	817,000	261,700	922,000	241,400	911,000	218,900	895,000	272,200	895,000	272,200	1,040,000	895,000	272,200
Coloured and dyed.....	"	306,000	1,223,000	329,500	1,363,000	321,500	1,421,000	324,400	1,493,000	328,300	1,493,000	328,300	1,430,000	1,493,000	328,300
Printed.....	"	120,100	2,161,000	501,700	2,577,000	456,800	2,439,000	414,100	2,338,000	361,400	2,338,000	361,400	1,950,000	2,338,000	361,400
Cotton mixed with wool, dyed or not.....	"	221,800	1,907,000	238,100	2,048,000	183,900	1,600,000	185,900	1,579,000	195,300	1,579,000	195,300	1,770,000	1,579,000	195,300
Fish, of all sorts.....	"	48,934,000	34,736,000	54,757,200	39,386,000	61,545,200	43,693,000	62,119,900	51,350,000	60,750,500	51,350,000	60,750,500	18,878,000	51,350,000	60,750,500
Grain, wheat.....	Tons.	1,046,291	198,130,000	1,477,727	296,135,000	1,173,421	290,991,000	806,065	142,921,000	1,171,522	142,921,000	1,171,522	211,042,000	142,921,000	1,171,522
Hides, raw and dried.....	Kilog.	20,049,800	38,951,000	19,372,300	38,459,000	19,098,700	39,213,000	21,152,000	51,420,000	21,840,000	51,420,000	21,840,000	18,518,000	51,420,000	21,840,000
Iron, cast, in pigs.....	Quint.	1,599,717	15,997,000	1,534,429	13,963,000	1,267,562	10,774,000	1,491,304	12,676,000	1,360,768	12,676,000	1,360,768	11,567,000	12,676,000	1,360,768
Linen and hemp yarn.....	Kilog.	3,331,400	9,948,000	4,255,000	12,332,000	3,990,000	11,583,000	3,644,100	10,729,000	3,917,000	10,729,000	3,917,000	11,364,000	10,729,000	3,917,000
Machinery and locomotives, and parts.....	Quint.	500,472	68,620,000	481,347	63,882,000	535,197	68,901,000	659,020	83,642,000	719,182	83,642,000	719,182	100,147,000	83,642,000	719,182
Oil, olive.....	Kilog.	11,429,900	11,773,000	11,909,200	12,266,000	13,282,300	14,111,000	12,573,700	13,947,000	14,035,900	13,947,000	14,035,900	13,334,000	13,947,000	14,035,900
" mineral, refined.....	"	69,297,700	14,553,000	68,784,000	13,756,000	68,220,300	13,644,000	69,233,300	13,847,000	63,102,400	13,847,000	63,102,400	11,358,000	13,847,000	63,102,400
Silk in cocoons.....	"	3,451,200	33,066,000	4,182,600	43,826,000	4,647,100	51,451,000	3,401,200	32,190,000	4,873,400	32,190,000	4,873,400	51,928,000	32,190,000	4,873,400
" thrown: single, double or twisted, undyed.....	"	2,335,100	83,833,000	2,744,400	107,654,000	2,379,300	104,704,000	2,537,000	104,933,000	2,506,300	104,933,000	2,506,300	111,353,000	104,933,000	2,506,300
" " dyed.....	"	849,815	38,224,000	967,706	45,482,000	786,487	37,751,000	568,363	26,145,000	766,665	26,145,000	766,665	36,800,000	26,145,000	766,665
" manufactures of pure silk.....	"	158,536	13,616,000	181,274	15,734,000	178,162	15,091,000	198,298	16,522,000	359,800	16,522,000	359,800	21,477,000	16,522,000	359,800
" manufactures of silk mixed with otherma terials.....	"	114,441	5,532,000	109,572	4,638,000	96,480	4,078,000	103,746	4,473,000	103,746	4,473,000	103,746	21,477,000	4,473,000	103,746

ITALY.

TOTAL Quantities and Values of the Principal Articles Imported for Consumption (Merchandise and Silver Bullion) during the Years ended December 31, 1901 to 1905, inclusive—*Concluded*.

ARTICLES.	1901.		1902.		1903.		1904.		1905.	
	Quantity.	Value.	Quantity.	Value.	Quantity.	Value.	Quantity.	Value.	Quantity.	Value.
Sugar, raw..... Kilog.	36,712,000	9,178,000	15,844,900	3,644,000	4,462,400	982,000	255,100	77,000	976,900	244,000
" refined..... "	1,734,700	590,000	3,635,200	1,631,000	2,104,500	589,000	1,980,600	693,000	4,126,800	1,238,000
Timber for building, rough or squared.....										
Tobacco leaf..... Kilog.	20,981,600	28,745,000	18,469,600	24,749,000	18,365,100	22,956,000	15,163,800	18,045,000	12,758,500	14,800,000
Wool, raw and waste..... "	14,448,500	45,980,000	16,867,900	60,570,000	15,354,200	57,206,000	15,582,800	60,012,000	14,801,000	61,491,000
Woollen yarn..... "	327,500	2,430,000	394,300	3,050,000	376,800	2,678,000	388,100	2,878,000	372,100	2,877,000
" piece goods of pure wool..... Quint.	24,353	22,459,000	27,753	25,625,000	26,771	25,614,000	26,914	25,754,000	28,738	29,110,000
Total value of principal and other articles imported.....		1,718,489,000		1,775,743,000		1,861,969,000		1,913,735,000		2,064,574,000

SESSIONAL PAPER No. 10\*

## ITALY.

Total Quantities and Values of the Principal Articles of Domestic Produce Exported (Merchandise and Silver Bullion) during the Years ended December 31, 1901 to 1905, inclusive.

Note:—Live=19·3 cts. Kilog.=2·204 lbs. Quintal=220·4 lbs. Tonne=2,204 lbs. Hectolitre=22·02 galls.

ARTICLES.	1901.			1902.			1903.			1904.			1905.		
	Quantity.	Value.		Quantity.	Value.		Quantity.	Value.		Quantity.	Value.		Quantity.	Value.	
Animals: Cattle, . . . . . No.	33,705	12,553,000		35,014	13,686,000		53,365	21,638,000		31,088	12,584,000		32,876	14,021,000	
Swine, . . . . . " "	48,001	4,050,000		57,650	5,399,000		28,651	2,918,000		16,452	1,571,000		45,995	9,536,000	
Butter and cheese, . . . . . Kilog.	16,984,800	33,014,000		19,170,000	37,254,000		21,470,800	38,201,000		19,350,000	31,426,000		23,158,800	40,993,000	
Cord, manufactured, . . . . . "	127,245	22,909,000		160,458	32,114,000		119,484	28,897,000		108,499	25,501,000		101,652	24,408,000	
Cotton, raw, . . . . . "	4,406,000	2,023,000		6,048,900	2,722,000		6,899,100	3,450,000		7,321,600	4,393,000		8,435,200	5,061,000	
" manufactures of, . . . . . "	18,339,200	52,965,000		16,695,200	49,785,000		20,989,300	67,367,000		26,128,100	90,262,000		21,937,600	83,590,000	
Dyeing and tanning stuffs:															
Unground, . . . . . Kilog.	12,906,900	2,649,000		13,175,200	2,733,000		13,468,600	2,610,000		14,565,200	2,261,000		15,591,300	2,538,000	
Ground, . . . . . " "	22,463,100	4,495,000		23,202,500	4,645,000		23,885,900	4,770,000		23,458,600	3,760,000		22,562,900	3,951,000	
Eggs, . . . . . " "	33,048,200	47,926,000		28,707,500	43,061,000		25,505,100	40,508,000		25,649,100	42,321,000		33,142,800	56,343,000	
Fruits:—															
Oranges and lemons, . . . . . "	242,863,100	24,286,000		318,376,600	26,422,000		307,162,500	25,560,000		316,713,000	28,872,000		308,774,300	25,735,000	
Almonds, cleaned or shelled, . . . . . "	16,828,600	32,285,000		9,976,200	19,285,000		17,410,900	29,010,000		10,029,600	16,244,000		19,048,100	29,888,000	
Grain (including also dried vegetables) . . . . . Tons.	33,498	6,603,000		31,484	6,318,000		38,135	8,678,000		44,682	10,236,000		49,109	11,331,000	
Wool and flax, raw, . . . . . Kilog.	38,436,600	34,612,000		45,592,300	11,035,000		44,689,600	37,989,000		54,570,200	46,386,000		46,728,400	42,991,000	
Hides and skins, raw, . . . . . Quint.	124,849	20,874,000		117,594	21,443,000		132,531	23,741,000		129,558	23,432,000		121,227	24,141,000	
Marble, alabaster and man-ufactures of . . . . . Tons.	170,694	19,319,000		196,865	22,712,000		218,000	23,267,000		214,798	23,002,000		227,994	24,191,000	
Meat, fresh and salted, . . . Kilog.	10,217,800	15,184,000		11,285,000	17,245,000		10,723,600	17,096,000		12,072,800	19,400,000		13,140,600	21,585,000	
Oil, olive, . . . . . "	33,249,000	39,899,000		35,403,800	41,422,000		28,146,900	31,156,000		36,433,600	45,542,000		27,310,100	25,503,000	
Rice, . . . . . "	51,394,000	17,314,000		43,644,000	15,316,000		37,278,000	13,268,000		48,032,000	17,104,000		62,548,000	21,674,000	
Ships, boats, barges, &c. Reg Tons	20,837	1,672,000		15,121	1,922,000		12,186	1,408,000		30,646	34,236,000		20,638	19,698,000	
Silk cocoons, . . . . . Quint.	2,655	2,401,000		3,252	2,686,000		2,069	1,582,000		2,641	1,841,000		3,219	2,814,000	
" raw and thrown, . . . . . Kilog.	7,995,400	396,225,000		8,568,800	446,018,000		7,485,200	418,773,000		9,402,000	417,867,000		9,268,300	492,210,000	
" waste, . . . . . "	3,182,100	33,491,000		4,756,300	42,919,000		4,125,500	43,490,000		3,931,700	41,642,000		1,272,000	43,837,000	
" manufactures of pure silk, . . . . . "	885,994	62,182,000		838,124	59,132,000		720,325	51,352,000		838,750	59,941,000		1,201,355	71,989,000	
" manufactures, of silks mixed with other materials, . . . . . "	258,391	9,619,000		258,018	10,126,000		294,405	11,681,000		315,207	11,652,000				



## ITALY.

Total Quantities and Values of the Principal Articles of Domestic Produce Exported (Merchandise and Silver Bullion) during the Years ended December 31, 1901 to 1905, inclusive—*Cont.*

ARTICLES.	1901.		1902.		1903.		1904.		1905.	
	Quantity.	Value.	Quantity.	Value.	Quantity.	Value.	Quantity.	Value.	Quantity.	Value.
		Lire.		Lire.		Lire.		Lire.		Lire.
Straw plait . . . . . Quint	18,678	6,572,000	19,095	6,550,000	24,603	8,321,000	27,543	9,382,000	26,345	8,952,000
Sulphur, raw and refined . . . Kilog	414,018,000	41,201,000	439,242,400	44,742,000	461,288,700	46,743,000	437,006,600	44,653,000	381,128,400	38,435,000
Wine, in casks . . . . . Hectol	1,283,493	27,029,000	1,324,043	35,390,000	2,088,709	65,061,000	1,126,000	30,033,000	889,631	25,683,000
" " in bottle . . . . . 100 Bottles	45,972	5,807,000	60,128	7,786,000	68,806	8,846,000	79,840	9,612,000	92,627	10,974,000
Zinc ore . . . . . Kilog	103,020,000	10,302,000	114,894,000	12,638,000	116,449,000	12,809,000	126,393,000	15,167,000	117,810,000	16,493,000
Total value of principal and other articles exported . . . . .		1,374,458,000		1,472,420,000		1,517,444,000		1,597,220,000		1,730,914,000





## JAPAN.

Total Quantities and Values of the Principal Articles Imported for Consumption (Merchandise only) during the Years ended December 31, 1902 to 1906, inclusive.

NOTE:—Gold Yen=49<sup>s</sup> 10<sup>d</sup> etc. Kin=1,3228 lbs. Picul=133<sup>1</sup>/<sub>3</sub> lbs. Litre=2902 galls. Yard and Ton, same as Canadian.

ARTICLES.	1902.		1903.		1904.		1905.		1906.	
	Quantity.	Value.	Quantity.	Value.	Quantity.	Value.	Quantity.	Value.	Quantity.	Value.
		Gold Yen.		Gold Yen.		Gold Yen.		Gold Yen.		Gold Yen.
Arms, machinery instruments, &c.										
Arms and munitions of war .....		17,000		37,000		43,000		43,000		75,000
Locomotive engines and parts of .....		1,708,000		2,267,000		2,291,000		2,467,000		1,660,000
Machinery .....		7,147,000		7,141,000		8,176,000		18,289,000		18,201,000
Steam boilers, engines and parts of .....		905,000		990,000		1,711,000		2,638,000		2,162,000
Watches .....	65,516	234,000	78,856	243,000	78,209	297,000	292,069	531,000	247,522	878,000
Other .....		2,103,000		2,542,000		2,330,000		3,991,000		4,062,000
Totals .....		12,114,000		13,220,000		14,758,000		27,954,000		27,041,000
Beverages and provisions:—										
Butter .....	198,457	140,000	201,021	148,000	180,271	122,000	184,176	134,000	241,430	176,000
Cheese .....	72,041	30,000	70,336	31,000	55,524	23,000	56,767	26,000	61,963	30,000
Eggs, fresh .....		1,196,000		815,000		493,000		953,000		1,177,000
Flour and other .....	72,290,608	3,362,000	909,560,465	10,359,000	193,083,025	9,725,000	186,364,812	10,037,000	139,571,771	8,228,000
Hams and bacon .....		51,000	113,067	54,000	84,622	38,000	91,756	41,000	92,547	44,000
Milk condensed .....		864,000		980,000		1,178,000		1,608,000		1,909,000
Salted, salmon and trout. Kin.	40,301,028	2,011,000	32,757,284	1,537,000	8,232,732	571,000	10,538,744	722,000	32,381,965	1,893,000
Other .....		1,120,000		1,214,000		2,783,000		1,804,000		1,649,000
Totals .....		8,714,000		15,158,000		14,933,000		15,345,000		14,706,000
Books and stationery .....		4,948,000		4,835,000		3,975,000		7,914,000		8,976,000
Clothing and apparel:—										
Hats, caps, &c. .... Doz.	18,016	233,000	24,304	362,000	20,987	284,000	22,713	346,000	49,483	782,000
Undershirts and drawers. " .....	14,138	152,000	18,792	195,000	28,671	294,000	41,119	440,000	38,511	428,000
Other .....		942,000		817,000		683,000		1,055,000		1,246,000
Totals .....		1,327,000		1,374,000		1,261,000		1,841,000		2,456,000

## SESSIONAL PAPER No. 10\*

Drugs, medicines and chemicals—											
Alcohol.....	1,710,791	201,000	3,021,824	410,000	3,257,624	555,000	1,587,624	295,000	1,087,704	184,000	
Litre.....	4,857,241	785,000	4,988,185	751,000	5,307,829	785,000	4,493,470	767,000	5,865,980	1,099,000	
Potash, chloride of.....	1,737,088	194,000	209,647	21,000	88,327	8,000	65,100	7,000	98,430	11,000	
Saltpetre.....	12,147,731	788,000	11,224,535	705,000	9,703,606	639,000	17,068,490	1,437,000	14,521,649	976,000	
Soda, caustic.....		5,215,000		4,825,000		6,139,000		8,793,000		7,900,000	
Other.....											
Totals.....		7,183,000		6,712,000		8,126,000		10,909,000		10,170,000	
Dyes and paints—											
Aniline dyes.....	2,260,904	1,653,000	2,137,383	1,430,000	1,695,968	1,046,000	3,148,639	1,680,000	5,587,322	2,496,000	
Indigo, dry.....	1,417,886	3,698,000	1,684,388	4,351,000	1,634,104	2,118,000	1,407,546	2,830,000	2,639,356	4,447,000	
Logwood, extract of.....	1,684,823	363,000	686,366	143,000	274,218	61,000	1,312,178	262,000	2,621,172	127,000	
Paint in oil.....	1,799,721	261,000	2,109,735	223,000	1,916,676	292,000	2,856,473	391,000	2,830,878	416,000	
Other.....		1,307,000		1,510,000		1,431,000		2,292,000		2,213,600	
Totals.....		6,682,000		7,729,000		5,418,000		7,385,000		9,701,000	
Glass and glassware.....											
		1,837,000		1,423,000		917,000		1,702,000		2,866,000	
Grain and seed:											
Beans, peas and pulse.....	2,085,367	5,787,000	2,769,008	7,993,000	2,665,542	8,625,000	3,169,158	10,593,000	2,808,470	9,718,000	
Rice.....	4,599,072	17,751,000	12,162,965	51,960,000	14,731,785	59,792,000	11,565,913	47,381,000	6,101,086	26,172,000	
Wheat.....	86,534	240,000	1,265,629	4,768,000	399,851	1,537,000	1,026,400	4,012,000	353,293	1,372,000	
Other.....		2,445,000		2,392,000		3,139,000		3,988,000		2,672,000	
Totals.....		26,223,000		67,143,000		73,693,000		66,574,000		39,934,000	
Hair, horn, ivory, skins, &c.:											
Hides, horns, hoofs, all sorts.....	3,591,349	920,000	3,743,499	949,000	7,745,410	2,423,000	5,918,061	2,490,000	4,650,287	1,567,000	
Leather, sole and other.....	1,923,833	1,346,000	2,157,121	1,588,000	6,184,770	1,363,000	17,513,711	14,030,000	2,806,525	3,023,000	
Other.....		810,000		783,000		1,189,000		1,855,000		1,264,000	
Totals.....		3,076,000		3,272,000		8,277,000		18,995,000		5,854,000	
Metals and manufactures of:											
Copper and manufactures of.....	425,000			550,000		601,000		2,754,000		1,124,000	
Iron bar and rods.....	81,220,894	3,519,000	88,908,175	3,558,000	108,332,766	4,302,000	181,672,379	7,198,000	142,441,883	5,730,000	
" nails.....	27,584,954	1,454,000	30,081,835	1,510,000	36,129,878	1,960,000	12,813,263	2,609,000	41,512,963	2,621,000	
" plate and sheet.....	51,118,391	2,443,000	57,736,685	2,608,000	73,917,008	3,040,000	129,841,819	5,605,000	120,836,196	5,400,000	
" telegraph wire.....	12,489,313	800,000	11,656,636	733,000	17,446,396	1,045,000	20,116,921	1,206,000	16,483,291	1,138,000	
Lead, including sheet and tea.....	9,166,661	717,000	11,396,891	903,000	14,941,971	1,219,000	22,436,761	1,887,000	19,031,518	1,925,000	
Materials for railways.....		725,000		1,105,000		571,000		773,000		1,275,000	
Nickel.....	289,820	266,000	266,192	292,000	778,528	723,000	1,267,558	1,178,000	716,631	666,000	
Rails.....	45,316,195	1,663,000	78,861,508	2,772,000	48,824,911	1,697,000	25,338,166	943,000	60,036,767	2,216,000	
Steel.....	5,437,195	660,000	5,844,723	778,000	5,554,355	665,000	17,270,103	2,339,000	11,589,044	1,491,000	
Tin.....	727,989	501,000	728,761	543,000	1,741,269	1,303,000	2,079,309	1,628,000	1,194,442	1,189,000	

7-8 EDWARD VII., A. 1908

## JAPAN.

TOTAL Quantities and Values of the Principal Articles Imported for Consumption (Merchandise only), &c.—*Con.*

ARTICLES.	1902.		1903.		1904.		1905.		1906.	
	Quantity.	Value.	Quantity.	Value.	Quantity.	Value.	Quantity.	Value.	Quantity.	Value.
Metals and mfrs. of— <i>Con.</i> Zinc, including sheet and old. Other. Totals.	10,216,427	1,334,000	11,081,661	1,511,000	11,904,370	1,459,000	26,171,752	4,139,000	13,139,584	2,201,000
		9,333,000		10,940,000		13,978,000		25,711,000		21,224,000
		23,837,000		27,741,000		32,773,000		57,970,000		48,203,000
Oils and wax— Kerosene. Other. Totals.	75,480,154	14,937,000	59,780,206	11,456,000	81,671,801	18,292,000	58,703,309	12,061,000	59,429,008	12,327,000
		1,763,000		2,473,000		2,914,000		3,115,000		4,994,000
		16,700,000		13,929,000		21,116,000		15,176,000		17,321,000
		14,485,000		21,006,000		23,093,000		13,711,000		23,729,000
Sugar.		68,000		138,000		78,000		82,000		326,000
	18,548,504	2,602,000	13,091,532	1,975,000	3,245,355	532,000	8,934,379	1,393,000	15,599,484	2,572,000
	3,348,831	78,780,000	2,865,394	68,207,000	2,546,082	71,467,000	4,182,554	109,260,000	2,956,973	81,294,000
	7,843,454	1,789,000	4,854,872	1,141,000	2,638,765	657,000	9,180,857	2,000,000	3,385,002	2,188,000
Textile fabrics, yarns, &c.— Carpets, all sorts. Cotton, chinzas or printed cottons. " raw. " satins. " shirtings, gray. " velvets. " yarn. Flax, hemp and jute. Flax and hemp yarn. Handkerchiefs, all sorts. Wool and manufactures of— Blankets. Flannels. Italian cloths. Mousseline de laine. Woollen cloth. Wool, raw.	66,394,093	5,071,000	42,773,196	3,606,000	22,336,435	2,336,000	74,843,850	6,253,000	82,668,613	7,450,000
	2,566,986	1,231,000	1,645,658	760,000	646,830	294,000	2,036,562	864,000	1,627,105	713,000
	2,697,932	1,748,000	1,061,638	766,000	537,712	343,000	2,233,025	1,702,000	5,652,999	4,656,000
	13,265,475	1,663,000	13,749,117	1,738,000	16,351,503	2,292,000	21,849,877	3,358,000	22,329,225	3,374,000
Wool and manufactures of— Blankets. Flannels. Italian cloths. Mousseline de laine. Woollen cloth. Wool, raw.	358,064	301,000	129,787	107,000	22,388	21,000	130,082	124,000	275,811	295,000
	95,000	95,000		93,000		73,000		248,000		281,000
	149,319	124,000	174,834	165,000	5,878,550	6,423,000	4,441,617	4,708,000	310,148	355,000
	965,248	487,000	390,610	215,000	198,967	109,000	758,212	415,000	693,255	316,000
Wool and manufactures of— Blankets. Flannels. Italian cloths. Mousseline de laine. Woollen cloth. Wool, raw.	3,130,312	1,181,000	1,627,517	651,000	408,602	103,000	1,363,557	773,000	1,279,320	525,000
	13,241,723	3,755,000	13,295,134	4,189,000	6,260,065	1,819,000	11,362,567	3,066,000	8,926,392	2,671,000
	4,611,410	3,430,000	4,149,072	3,565,000	3,210,594	2,580,000	14,193,596	15,429,000	14,990,329	14,582,000
	4,066,777	3,398,000	5,432,578	4,812,000	16,010,977	9,971,000	10,569,105	8,348,000	9,845,959	9,174,000



## SESSIONAL PAPER No. 10\*

Woolen yarn.....	Kin.	888,594	922,000	960,257	1,144,000	2,665,556	2,913,000	4,372,639	5,150,000	1,521,776	2,440,000
All other fabrics, &c.....			10,285,000		9,611,000		12,444,000		18,826,000		16,190,000
Totals.....			116,870,000		102,901,000		114,487,000		182,001,000		149,402,000
Tobacco and manufactures of Wines and liquors.....						1,118,000	1,510,000		2,218,000		1,745,000
						763,000	776,000		1,037,000		1,428,000
Sundries.....											
Ammonium, sulphate.....	Kin.	4,250,667	335,000	4,836,570	383,000	18,713,968	1,512,000	43,552,637	8,528,000	66,296,366	5,297,000
Animals.....			119,000		215,000		171,000		307,000		274,000
Carriages, bicycles, tri- cycles.....	No.	15,092	574,000	14,521	620,000	14,660	559,000	19,326	779,000	26,434	1,001,000
Carriages, bicycles, tri- cycles, parts thereof			283,000		353,000		395,000		587,000		1,105,000
Carriages of railway and parts of.....			825,000		505,000		914,000		1,910,000		1,253,000
Coal and coke.....	Tons.	77,233	1,491,000	123,907	2,052,000	626,711	12,392,000	329,495	6,193,000	34,525	523,000
Dynamite.....	Kin.	663,356	268,000	906,950	370,000	1,003,761	394,000	709,432	295,000	1,123,376	451,000
Gunny bags.....	No.	487,928	73,000	777,235	117,000	847,236	118,000	233,980	43,000	119,276	80,000
Gutta percha, mfrs. of			224,000		230,000		164,000		276,000		374,000
Oil cake.....	Piculs.	4,415,737	10,122,000	4,325,076	10,739,000	1,685,385	4,669,000	3,968,268	11,360,000	5,420,978	13,650,000
Pulp for making paper.....	Kin.	6,268,937	365,000	12,125,560	627,000	17,180,298	856,000	17,213,481	1,047,000	27,987,171	1,764,000
Timber, wood and planks			755,000		674,000		508,000		1,281,000		1,326,000
Vessels, steam.....	No.	17	1,488,000	16	1,733,000	74	9,320,000	82	7,660,000	20	1742,000
Other.....			8,798,000		9,685,000		14,299,000		22,315,000		23,456,000
Totals.....			25,630,000		28,303,000		46,271,000		57,781,000		54,296,000
Grand totals.....			271,310,000		316,628,000		370,808,000		487,673,000		417,828,000
Re-imported articles.....			412,000		508,000		533,000		865,000		956,000
Total imports of merchandise			271,731,000		317,136,000		371,361,000		488,538,000		418,784,000
Coin and bullion.....			32,161,000		27,807,000		33,947,000		31,507,000		47,211,000
Total imports.....			303,892,000		344,943,000		405,308,000		520,045,000		165,995,000



7-8 EDWARD VII., A. 1908

## J A P A N.

TOTAL Quantities and Values of the Principal Articles of Domestic Produce Exported (Merchandise only) during the Years ended December 31, 1902 to 1906, inclusive.

NOTE:—Gold Yen = 49 $\frac{8}{10}$  cts. Kin = 1.3228 lbs. Picul = 133.3 lbs. Ton same as Canadian.

ARTICLES.	1902.		1903.		1904.		1905.		1906.	
	Quantity.	Value.	Quantity.	Value.	Quantity.	Value.	Quantity.	Value.	Quantity.	Value.
		Gold Yen.		Gold Yen.		Gold Yen.		Gold Yen.		Gold Yen.
Books and papers .....	3,953,211	3,405,000	3,982,364	3,538,000	3,140,800	3,168,000	2,284,794	2,566,000	2,656,581	3,633,000
Drugs, medicines, dyes and paints:										
Ginseng .....	363,913	370,000	433,379	375,000	374,430	408,000	187,985	263,000	210,128	333,000
Menthol crystal .....	54,332	464,000	76,851	804,000	144,148	1,091,000	167,067	798,000	95,549	517,000
Sulphur .....	35,454,556	759,000	42,547,221	947,000	42,633,161	950,000	48,991,634	972,000	62,800,730	1,292,000
Other .....		1,453,000		1,659,000		2,263,000		2,714,000		2,970,000
Totals .....		6,151,000		7,923,000		7,880,000		7,313,000		8,751,000
Grain, beverages and provisions:—										
Fish, cuttle .....	10,074,834	1,802,000	11,130,268	2,065,000	13,938,035	2,666,000	11,198,027	2,158,000	10,882,008	2,219,000
Flour .....	317,734	17,000	110,641	6,000	93,122	6,000	51,951	3,000	84,767	5,000
Liquors .....		1,380,000		1,575,000		3,294,000		6,527,000		4,777,000
Mushroom, shiitake .....	1,490,838	807,000	1,550,483	954,000	2,194,424	1,303,000	1,775,211	1,037,000	2,137,822	1,303,000
Rice .....	1,269,238	6,680,000	822,436	4,960,000	771,097	4,725,000	520,185	3,127,000	561,158	3,687,000
Seaweed .....	39,368,374	809,000	50,507,810	1,044,000	51,006,574	1,247,000	49,818,253	1,549,000	55,221,441	1,834,000
Shell-fish, aburi .....	929,568	513,000	1,147,599	608,000	962,495	497,000	894,937	491,000	967,517	573,000
Sugar .....	778,361	81,000	886,357	103,000	2,339,692	536,000	25,372,464	3,963,000	85,105,243	11,132,000
Vegetables, fruits and nuts:—										
Ginger .....	2,303,512	318,000	3,536,424	379,000	2,693,894	247,000	1,506,712	111,000	2,166,104	236,000
Oranges .....	3,225,743	115,000	4,933,099	173,000	3,395,890	123,000	8,970,192	379,000	17,235,082	821,000
Onions .....	3,905,437	130,000	5,304,386	170,000	3,707,197	126,000	5,793,138	195,000	10,183,661	390,000
Potatoes .....	7,882,380	159,000	12,827,374	265,000	11,515,936	272,000	13,528,329	268,000	19,496,247	391,000
Other vegetables, &c. ....		277,000		422,000		345,000		456,000		424,000
Other .....		5,097,000		5,744,000		6,636,000		8,821,000		9,854,000
Totals .....		18,245,000		18,498,000		21,823,000		29,091,000		38,154,000

## SESSIONAL PAPER No. 10\*

Metals and manufactures of:— Copper, ingot. " slab. " other, manufactured Iron ware. Other.	}	10,636,000	15,438,000		13,487,000	16,252,000	25,418,000
		486,000	715,000		995,000	777,000	1,828,000
		1,671,000	2,177,000		1,897,000	1,910,000	2,600,000
		12,796,000	18,330,000		16,379,000	18,939,000	29,816,000
Totals.							
Oils and wax:— Oil, fish. Wax, vegetable. Other.	}	20,121,894	15,892,434	12,641,939	706,000	14,983,379	1,223,000
		1,216,017	3,521,466	3,517,565	1,103,000	804,000	1,492,000
			194,000	135,000	915,000	293,000	222,000
		2,187,000	2,388,000		2,811,000	1,750,000	2,537,000
Totals.							
Skins, hair, shells, horns, &c.	}	1,107,000	1,615,000		1,506,000	1,320,000	2,212,000
Tea:— Tea, green (pan and basket fire). Tea, dust. Other.	}	27,730,425	31,009,672	31,401,776	12,351,000	10,004,000	10,053,000
		2,690,985	3,938,841	3,150,928	279,000	300,000	260,000
					291,000	280,000	112,000
		10,484,000	13,935,000		12,834,000	10,584,000	10,767,000
Totals.							
Textile fabrics, clothing and raw materials thereof:— Carpets, loop or cotton, Sq. yds. Cotton yarn. Tissues. Silk, raw. " woven. " waste. " piece goods. " handkerchiefs. Other.	}	1,199,530	1,114,334	959,038	565,000	606,374	951,405
		59,241,283	92,160,808	77,192,453	29,298,000	80,215,088	35,304,000
					7,743,000	11,491,000	15,618,000
		8,078,166	7,315,531	9,658,582	88,741,000	7,211,900	110,443,000
		1,313,250	1,267,789	1,008,862	1,947,000	2,752,000	1,967,000
Tobacco and manufactures of.	}	3,879,928	4,131,616	3,678,875	3,614,000	4,229,381	3,818,000
					39,099,000	39,259,000	41,962,000
		1,010,620	847,470	1,311,594	1,706,000	4,893,000	5,622,000
					7,812,000	10,550,000	10,209,000
		115,259,000	158,579,000	183,489,000		168,921,000	225,613,000
Totals.							
Tobacco and manufactures of.	}	2,366,000	2,128,000		2,635,000	3,523,000	1,978,000

## JAPAN.

TOTAL Quantities and Values of the Principal Articles of Domestic Produce Exported (Merchandise only), &c.—*Con.*

ARTICLES.	1902.		1903.		1904.		1905.		1906.	
	Quantity.	Value.	Quantity.	Value.	Quantity.	Value.	Quantity.	Value.	Quantity.	Value.
		Gold Yen.		Gold Yen.		Gold Yen.		Gold Yen.		Gold Yen.
Sundries—										
Bamboo.....	2,938,741	304,000	3,433,459	240,000	2,878,503	283,000	2,507,527	299,000	.....	351,000
Coals, all sorts.....	22,001,078	17,270,000	27,872,765	19,261,000	28,097,810	14,828,000	25,849,240	14,268,000	2,402,854	16,380,000
Fans, all sorts.....	4,489,392	708,000	5,571,518	956,000	5,779,341	898,000	831,573	917,000	32,818,834	1,221,000
Manganese.....	27,290,831	53,000	28,628,869	78,000	33,290,631	88,000	37,706,025	11,000	14,131,114	138,000
Matches.....	.....	8,170,000	.....	8,473,000	.....	9,764,000	.....	10,361,000	38,618,512	10,916,000
Mats for floor.....	.....	6,773,000	.....	4,651,000	.....	4,917,000	.....	5,087,000	.....	5,830,000
Straw-plats.....	8,611,841	2,439,000	10,312,187	3,787,000	12,499,895	5,166,000	10,776,761	3,827,000	12,304,597	3,573,000
Timber, wood and plank.....	.....	1,729,000	.....	2,495,000	.....	3,218,000	.....	5,144,000	.....	9,329,000
Umbrellas, all sorts.....	2,323,657	1,075,000	2,895,793	1,402,000	3,081,790	1,449,000	3,201,926	1,673,000	3,289,962	1,912,000
Ware, porcelain and earthen.....	.....	2,462,000	.....	3,169,000	.....	3,873,000	.....	5,324,000	.....	7,943,000
Other.....	.....	13,421,000	.....	16,581,000	.....	18,971,000	.....	26,934,000	.....	37,089,000
Totals.....	.....	54,994,000	.....	61,053,000	.....	63,455,000	.....	73,845,000	.....	94,692,000
Grand totals.....	.....	255,075,000	.....	285,972,000	.....	315,730,000	.....	318,289,000	.....	419,185,000
Re-exported totals.....	.....	2,628,000	.....	3,550,000	.....	3,531,000	.....	3,245,000	.....	4,570,000
Total exports of merchandise.....	.....	258,303,000	.....	289,502,000	.....	319,261,000	.....	321,534,000	.....	423,755,000
Coin and bullion.....	.....	2,029,000	.....	19,001,000	.....	107,796,000	.....	16,355,000	.....	25,784,000
Total exports.....	.....	260,332,000	.....	308,503,000	.....	427,057,000	.....	337,889,000	.....	449,539,000

MEXICO.

VALUE of the Total Imports and Exports from and to each Principal Country during the Years ended June 30, 1902 to 1906, inclusive. (*Including Coin and Bullion.*)

$$N_{\text{core}} = P_{50}(\text{imports}) - 4s, \text{ or } 97.3\% \text{ cts. prior to 1905.6; } P_{50}(\text{exports}) - 2s, \text{ or } 48.6\% \text{ cts. prior to 1905.6; } P_{50}(\text{imports and exports}) - 19.8\% \text{ cts. subsequent to 1901.5.}$$

		EXPORTS.					IMPORTS.					COUNTRIES.					EXPORTS.				
1901 2. *		1902 3.	1903 4.	1904 5.	1905 6.		1902 3.	1903 4.	1904 5.	1905 6.		1902 3.	1903 4.	1904 5.	1905 6.		1902 3.	1903 4.	1904 5.	1905 6.	
Pesos.	Pesos.	Pesos.	Pesos.	Pesos.	Pesos.		Pesos.	Pesos.	Pesos.	Pesos.		Pesos.	Pesos.	Pesos.	Pesos.		Pesos.	Pesos.	Pesos.	Pesos.	
8,264,000	10,331,116	10,025,146	10,460,793	10,460,793	20,181,153	Great Britain.....	10,572,000	21,991,456	16,719,892	41,672,873		26,764,508	21,991,456	16,719,892	41,672,873		26,764,508	21,991,456	16,719,892	41,672,873	
354,000	433,296	463,738	581,970	581,970	1,100,920	Austria-Hungary.....	33,000	26,618	23,667	8,660		872	26,618	23,667	8,660		872	26,618	23,667	8,660	
1,075,000	2,582,774	2,180,406	1,440,218	1,440,218	2,538,380	Belgium.....	5,486,000	5,634,408	8,375,212	7,298,821		11,330	5,634,408	8,375,212	7,298,821		11,330	5,634,408	8,375,212	7,298,821	
16,000	19,288	30,157	25,436	25,436	278,400	Canada.....	21,000	12,376	33,501	208,335		1,000	12,376	33,501	208,335		1,000	12,376	33,501	208,335	
21,000	22,875	21,992	16,970	16,970	29,595	Colombia.....	21,000	134,715	1,000	1,000		4,260,288	134,715	1,000	1,000		4,260,288	134,715	1,000	1,000	
50,000	121,163	108,703	113,910	113,910	242,265	Cuba.....	1,689,000	6,103,432	3,873,470	4,028,956		2,393	6,103,432	3,873,470	4,028,956		2,393	6,103,432	3,873,470	4,028,956	
67,000	102,597	102,597	119,119	119,119	91,861	Ecuador.....	15,000	2,393	720	50		5,905,746	2,393	720	50		5,905,746	2,393	720	50	
6,286,000	6,587,289	7,473,471	8,555,226	8,555,226	16,471,928	France.....	2,215,000	3,653,918	6,297,698	8,010,280		3,653,918	3,653,918	6,297,698	8,010,280		3,653,918	3,653,918	6,297,698	8,010,280	
6,472,000	9,563,039	9,549,465	9,836,217	9,836,217	20,608,732	Germany.....	1,813,000	9,491,363	10,900,415	15,719,885		9,491,363	9,491,363	10,900,415	15,719,885		9,491,363	9,491,363	10,900,415	15,719,885	
15,000	12,924	17,988	17,926	17,926	38,978	Guatemala.....	473,000	233,631	279,918	338,349		89,105	233,631	279,918	338,349		89,105	233,631	279,918	338,349	
235,000	254,752	251,622	278,514	278,514	607,959	Holland.....	37,000	37,000	72,962	81,429		3,111	37,000	72,962	81,429		3,111	37,000	72,962	81,429	
336,000	521,451	365,257	365,257	365,257	1,262,831	India.....	5,000	19,300	24,126	53,221		19,300	19,300	24,126	53,221		19,300	19,300	24,126	53,221	
397,000	493,164	603,597	801,999	801,999	1,291,533	Italy.....	663,000	2,401,064	1,934,316	2,291,295		2,401,064	2,401,064	1,934,316	2,291,295		2,401,064	2,401,064	1,934,316	2,291,295	
2,790,000	3,029,650	3,271,495	3,740,929	3,740,929	7,592,987	Spain.....	100	100	100	186,010,052		100	100	100	186,010,052		100	100	100	186,010,052	
408,000	446,801	388,126	402,505	402,505	911,980	Switzerland.....	130,323,000	139,567,083	141,537,181	139,989,419		139,567,083	141,537,181	139,989,419	139,567,083		139,567,083	141,537,181	139,989,419	139,567,083	
39,017,000	40,736,956	42,640,297	18,377,539	18,377,539	145,541,633	United States.....	1,000	1,000	235	235		235	1,000	235	235		235	1,000	235	235	
27,000	26,242	27,000	39,006	39,006	49,618	Venezuela.....	538,000	538,000	195,204	576,751		195,204	538,000	195,204	576,751		195,204	538,000	195,204	576,751	
469,000	577,438	780,957	851,111	851,111	1,401,069	Other Countries.....	159,903,000	159,903,000	192,989,494	193,854,717		192,989,494	159,903,000	192,989,494	193,854,717		192,989,494	159,903,000	192,989,494	193,854,717	
66,229,000	75,904,808	78,360,771	86,122,291	86,122,291	220,004,756	Totals.....															

7-8 EDWARD VII., A. 1908

## MEXICO.

TOTAL Quantities and Values of the Principal Articles of Merchandise Imported during the Years ended June 30, 1902 to 1906, inclusive.

NOTE:—Peso (imports) = 4s. or 97.3 cts. prior to 1905-6; Peso = 19 8 cts. subsequent to 1904-5. Kilog. = 2.204 lbs. Tonelade = 2,204 lbs. Litre = .2202 galls.

ARTICLES.	1901-2.		1902-3.		1903-4.		1904-5.		1905-6.	
	Quantity.	Value.	Quantity.	Value.	Quantity.	Value.	Quantity.	Value.	Quantity.	Value.
		Pesos.		Pesos.		Pesos.		Pesos.		Pesos.
Boots and shoes of all kinds.....	492,000	705,000	449,320	617,070	653,269	958,819	834,068	1,293,112	973,076	3,315,794
Carriages, carts, wagons, &c. ....		781,000		930,254		1,356,352		1,143,232		1,690,121
Railway carriages and wagons.....		579,000		783,414		869,561		892,342		2,905,036
Other sorts (including cycles).....		2,668,000		2,791,623		3,158,359		3,124,670		7,726,361
Chemical and pharmaceutical products		4,213,000		4,724,468		4,095,493		3,610,088		8,232,961
Coal and coke.....	1,118,000		1,323,113		1,481,957		1,446,295		1,548,057	
Copper, brass, bronze, &c., mfrs. of..		1,014,000		1,381,469		1,388,708		1,853,969		6,830,277
Cotton:—Raw, ginned, waste and carded.....	6,476,000		17,054,913		14,258,147		18,689,259			
Kilog.....		1,301,000		3,181,464		3,117,618		4,164,365		3,360,124
Yarn.....		985,000		881,123		1,076,810		1,089,491		2,116,414
Mfrs.—Piece goods.....		2,655,000		3,251,393		3,136,325		3,449,814		7,336,909
Other sorts, including ready-made clothing		1,081,000		1,398,517		1,504,731		1,623,071		3,173,198
Dynamite and similar explosives.....	3,549,000		4,314,820		3,515,685		3,056,244		4,995,671	
Kilog.....		713,000		922,502		702,804		628,532		1,913,681
Fruit and vegetables.....	7,355,000		7,413,236		8,108,377		10,542,920		10,050,033	
".....		591,000		592,424		674,479		806,408		1,377,765
Furniture.....		629,000		323,912		626,063		678,096		1,744,194
".....		529,000		78,716		294,242		274,893		1,780,402
Kilog.....	24,463,000		3,609,548		12,599,709		12,095,593		36,941,634	
Grain:—Maize.....	29,861,000		42,603,234		27,472,063		5,903,733		3,203,238	
Wheat and other cereals.....		896,000		1,358,132		776,575		233,627		165,473
Iron and steel:—										
Bars, rods, ingots, &c., hoop, angle and T iron.....	10,447,000		10,733,209		591,579		601,516		8,980,240	
".....		548,000		11,162,502		11,853,836		546,645		823,198
Sheet, plain, corrugated, perforated	11,347,000		13,133,565		706,003		800,883		16,927,767	
Piping.....	15,546,000		15,448,939		1,051,211		1,076,983		29,500,884	
Wire.....	9,425,000		9,519,834		483,949		12,515,752		14,298,492	
".....					13,352,992		622,018		1,469,985	
Railway materials—										
Rails, points, sleepers, bolts, &c.....	80,358,000		177,532,141		4,856,379		53,756,311		94,072,679	
".....		2,373,000		2,686,515		2,226,308		1,805,046		5,324,261
Lard.....	5,035,000				389,931		352,012		6,147,997	
Macinery, &c.:—										
Agricultural, mining, &c. (and parts thereof).....	24,312,000		26,713,077		34,011,112		53,636,503		55,540,472	
".....		4,468,000		5,262,485		6,233,755		8,652,780		19,051,580
Steam engines (and parts thereof).....	16,161,000		21,827,732		14,725,612		2,381,949			



## SESSIONAL PAPER No. 10\*

Oil:—Cotton seed, crude or refined. . . Kilog.	11,894,000	1,051,000	12,433,120	1,085,063	1,122,468	11,029,984	642,663	13,837,591	1,918,562
Mineral, crude or refined. . . . . "	38,982,000	733,000	29,730,434	586,978	860,975	49,882,104	1,449,360	49,252,350	2,513,345
Paper and mfrs. thereof. . . . . "		1,857,000		1,835,607	2,190,928		2,553,000		5,025,993
Silk mfrs.:—Piece goods (including mfrs. of half-silk). . . . . "		750,000		822,088	831,616		914,141		1,851,637
Other sorts (including ready-made clothing). . . . . "		578,000		769,480	794,739		1,063,285		2,063,435
Spirits (except liquors). . . . . Litres.	1,580,000	867,000	1,639,232	905,666	1,033,137	1,866,736	1,071,888	1,925,840	2,316,885
Wine. . . . . Kilog.	12,391,000	1,616,000	13,575,824	1,863,990	1,769,126	13,038,087	1,931,355	13,238,718	4,093,158
Wood:—Common, for building. . . . . "	236,047,000	1,875,000	267,568,848	2,176,659	2,113,856	296,925,572	2,067,052	291,513,262	4,850,199
Wooden wares (except furniture). . . . . "		821,000		810,776	1,039,144		1,263,203		2,190,719
Woollen mfrs.:—Piece goods. . . . . "		1,297,000		1,368,900	1,220,734		1,466,665		2,892,431
Other sorts, including ready-made clothing. . . . . "		475,000		522,918	578,056		832,136		1,723,442
Total value of principal and other articles imported. . . . .		66,229,400		75,304,808	78,360,771		86,122,294		220,004,755

## MEXICO.

Total Quantities and Values of the Principal Articles of Merchandise Exported during the Years ended June 30, 1902 to 1906, inclusive.

NOTE: —Peso (exports) 2s. or 48.6 cts. prior to 1905-6; Peso = 49.8 cts. subsequent to 1904-5.

ARTICLES.	1901-2.			1902-3.			1903-4.			1904-5.			1905-6.		
	Quantity.	Value.		Quantity.	Value.		Quantity.	Value.		Quantity.	Value.		Quantity.	Value.	
		Pesos.			Pesos.			Pesos.			Pesos.			Pesos.	
Animals, living —															
Horses, mules and asses. . . . . No.	7,112	237,000		20,157	600,280		20,758	585,000		29,478	791,000		22,967	691,433	
Cattle. . . . .	165,479	4,763,000		213,993	6,368,548		107,418	3,053,982		99,182	2,343,237		117,763	2,323,988	
Beans, kidney ( <i>Frijol</i> ). . . . . Kilog.	5,160,000	535,000		4,898,108	553,303		5,851,315	536,504		7,089,720	624,981		6,339,019	716,134	
Broom Root ( <i>Raiz de Zarcotan</i> ) . . . . .	4,080,000	1,517,000		3,954,564	1,587,350		4,386,407	2,007,513		4,297,457	2,009,251		3,870,181	1,872,737	
Cacaotone. . . . .	180,000	324,000		194,886	325,013		308,072	520,766		497,804	719,104		1,450,248	2,390,425	
Chicle (gum). . . . .	1,804,000	1,231,000		1,831,846	1,473,837		1,849,514	1,580,292		1,855,084	1,623,466		2,181,934	1,696,523	
Coffee. . . . .	22,203,000	10,229,000		18,977,339	9,021,601		18,100,698	8,679,230		18,985,282	9,256,782		19,257,946	9,288,623	
Cotton seed meal and cake . . . . .	8,235,000	296,000		8,737,822	311,745		9,870,612	382,372		13,314,257	562,802		16,210,953	565,700	
Dye woods . . . . .	43,909,000	1,386,000		40,702,000	1,269,000		31,634,000	951,000		26,652,683	787,565		22,273,748	629,216	
Fruit, fresh. . . . .	5,365,000	272,000		5,633,135	283,446		4,561,018	271,011		3,704,684	222,774		5,446,136	286,323	
Henequen, raw. . . . .	91,914,000	29,210,000		81,528,872	32,620,579		103,363,170	31,523,556		97,141,158	29,389,128		97,408,162	29,437,318	
" manufactures of. . . . .	3,763,000	1,485,000		3,083,106	1,355,653		2,401,592	1,065,522		94,729	41,785		50	15	
Isdle, raw . . . . .	12,175,000	1,745,000		17,824,304	3,126,625		17,836,368	3,203,810		19,273,806	3,495,669		29,291,061	3,667,845	
Hides and skins, raw —															
Cattle hides. . . . .	5,831,000	2,603,000		6,717,047	3,179,762		5,303,835	2,515,759		5,952,456	2,701,056		7,117,080	3,059,539	
Goat skins. . . . .	2,658,000	3,284,030		2,936,805	3,807,140		2,630,316	3,582,886		2,691,917	3,635,080		3,219,886	4,335,539	
Other sorts. . . . .	573,000	399,000		518,538	479,379		429,959	455,443		373,819	403,475		463,533	487,051	
Metallic products: —															
Copper: Ore. . . . .	10,366,000	2,858,000		4,911,305	1,261,249		24,704,065	3,772,744		82,169,360	5,838,177		73,475,457	5,466,144	
Unwrought. . . . .	51,507,000	13,992,000		57,220,215	18,861,089		55,581,508	19,461,472		55,374,079	23,961,943		50,913,660	23,189,754	
Gold: Ore and dust. . . . .		256,000			276,742			316,977			724,853			3,567,323	
Bullion. . . . .	98,322,000	8,885,000			9,076,641			10,298,868			12,846,260			28,123,379	
Lead. . . . .					5,068,240		94,028,880	4,825,620			3,504,645			4,967,736	
Silver: Ore and dust. . . . .					8,068,685			12,586,003			9,012,763			8,573,906	
Bullion. . . . .		4,501,000			48,301,747			47,766,093			54,533,017			67,031,906	
Peas (chick peas) . . . . . Kilog.	4,625,000	930,000		6,618,565	1,439,513		13,972,502	2,951,908		11,309,225	2,253,508		15,542,220	2,960,822	
Tobacco, raw. . . . .	1,112,000	976,000		1,210,779	1,383,301		1,603,412	1,899,624		2,108,745	2,725,362		1,623,813	2,216,282	
" manufactured. . . . .	242,000	626,000		224,826	654,229		127,080	340,861		148,947	465,445		183,246	373,331	
Vanilla. . . . .	37,000	859,000			1,427,984		98,334	2,670,482		120,653	2,285,673		221,710	4,157,335	
Wood, fine cabinet. . . . .		1,448,000			1,631,143			2,359,322			1,951,263			1,691,798	
Total value of principal and other articles exported. . . . .		159,903,000			192,989,494			196,726,511			193,854,717			271,138,809	

SESSIONAL PAPER No. 10\*

## NORWAY.

VALUE of the Total Imports and Exports of Merchandise from and to each Principal Country during the Years ended December 31, 1902 to 1906, inclusive.

Note: —Krone = 20 cts.

IMPORTS.					EXPORTS.				
COUNTRIES.									
1902.	1903.	1904.	1905.	1906.	1902.	1903.	1904.	1905.	1906.
Kroner.	Kroner.	Kroner.	Kroner.	Kroner.	Kroner.	Kroner.	Kroner.	Kroner.	Kroner.
76,517,000	68,419,000	74,780,000	77,748,000	95,670,000	74,731,000	78,992,000	76,803,000	82,167,000	95,429,000
12,833,000	11,511,000	11,272,000	12,361,000	13,610,000	6,755,000	7,055,000	7,941,000	8,362,000	10,517,000
146,000	94,000	88,000	102,000	132,000	.....	61,000	2,000	89,000	.....
18,238,000	17,397,000	17,281,000	20,546,000	19,945,000	.....	8,572,000	8,290,000	9,721,000	11,280,000
5,284,000	5,553,000	4,307,000	4,512,000	6,010,000	.....	7,147,000	7,233,000	9,926,000	8,765,000
79,309,000	78,957,000	83,182,000	87,190,000	88,163,000	25,161,000	24,873,000	26,622,000	31,113,000	36,387,000
15,157,000	15,300,000	13,575,000	13,575,000	15,121,000	10,778,000	15,515,000	17,543,000	20,223,000	24,368,000
1,617,000	2,065,000	2,975,000	1,680,000	2,104,000	2,830,000	3,473,000	3,574,000	3,744,000	4,582,000
1,978,000	801,000	119,000	680,000	565,000	1,497,000	973,000	805,000	1,704,000	2,116,000
30,297,000	38,662,000	32,088,000	32,149,000	31,234,000	6,441,000	5,021,000	5,759,000	5,104,000	5,592,000
3,946,000	3,226,000	2,362,000	2,307,000	2,635,000	10,742,000	11,426,000	11,771,000	12,553,000	11,968,000
24,343,000	30,780,000	34,250,000	38,470,000	40,982,000	.....	15,909,000	13,945,000	15,230,000	16,007,000
2,397,000	1,862,000	865,000	2,290,000	2,429,000	.....	.....	.....	.....	.....
12,436,000	11,801,000	9,474,000	8,050,000	11,353,000	2,186,000	2,420,000	3,657,000	4,504,000	5,417,000
6,043,000	8,348,000	5,990,000	10,716,000	10,594,000	6,969,000	11,913,000	8,895,000	12,725,000	13,164,000
290,221,000	292,806,000	292,417,000	312,336,000	343,524,000	180,842,000	193,267,000	192,810,000	217,930,000	245,923,000
Totals.					Totals.				

## NORWAY.

Total Quantities and Values of the Principal Articles Imported (Merchandise only) during the Years ended December 31, 1902 to 1906, inclusive.

NOTE:—Krone = 26.8 cts. Kilog. = 2.204 lbs. Tonne = 2,204 lbs. Litre = 2.202 galls. Hectolitre = 22.02 galls.

ARTICLES.	1902.		1903.		1904.		1905.		1906.	
	Quantity.	Value.	Quantity.	Value.	Quantity.	Value.	Quantity.	Value.	Quantity.	Value.
Bacon, lard, &c. .... Kilog.	4,237,000	3,826,000	4,336,000	3,398,000	4,288,000	2,892,000	4,475,000	3,151,000	5,220,000	4,188,000
Butter. .... " "	258,000	368,000	297,000	435,000	293,000	425,000	155,000	218,000	300,000	428,000
Coal, coke and cinders. .... Tonnes.	1,547,000	24,173,000	1,529,000	22,536,000	1,508,000	22,289,000	1,513,000	20,400,000	1,544,000	21,901,000
Coffee. .... Kilog.	12,855,000	8,870,000	12,699,000	8,254,000	10,730,000	7,740,000	11,475,000	9,180,000	12,814,000	9,395,000
Cotton, raw. .... " "	2,704,000	2,298,000	2,749,000	2,749,000	2,857,000	3,199,000	3,026,000	2,663,000	3,311,000	3,311,000
" yarn. .... " "	1,696,000	2,772,000	1,358,000	2,407,000	1,222,000	2,298,000	1,533,000	2,602,000	1,545,000	2,828,000
" manufactures. .... " "	2,603,000	7,399,000	2,516,000	7,664,000	3,418,000	7,826,000	2,775,000	8,985,000	2,829,000	9,517,000
Corn and meal—										
Wheat. .... Hectol	141,000	1,362,000	222,000	2,133,000	307,000	3,311,000	258,000	2,657,000	271,000	2,751,000
Rye. .... " "	3,289,000	23,013,000	3,904,000	27,072,000	3,191,000	22,157,000	3,117,000	24,637,000	3,231,000	24,259,000
Barley. .... " "	1,482,000	9,548,000	2,118,000	12,423,000	1,895,000	10,933,000	1,920,000	11,979,000	1,652,000	10,769,000
Wheat meal. .... " "	593,000	7,116,000	555,000	6,731,000	506,000	6,743,000	581,000	6,607,000	637,000	7,023,000
Rye meal. .... " "	279,000	2,553,000	223,000	1,970,000	419,000	3,887,000	640,000	5,769,000	286,000	2,650,000
Flax, hemp and jute, raw. Kilog.	5,189,000	2,342,000	5,510,000	2,495,000	4,722,000	2,303,000	4,006,000	2,377,000	5,902,000	3,617,000
" manufactures of man- ufactures of " "	1,755,000	1,738,000	1,994,000	1,970,000	1,856,000	1,594,000	1,636,000	1,703,500	1,594,000	1,777,000
Hides and skins, raw and prepared (fur skins and tanned leather). .... " "	3,919,000	6,646,000	3,761,000	6,635,000	4,246,000	7,458,000	1,800,000	8,504,000	5,659,000	10,737,000
Iron, wrought and unwrought (also steel). .... 1,000 Kilogs.	76,257	9,216,000	78,275	8,820,000	78,151	8,629,000	92,208	10,289,000	97,199	12,312,000
Iron and steel wares, also tools, &c. .... 1,000 Kilogs.	60,753	23,191,000	46,201	17,651,000	50,187	17,632,000	53,918	17,118,000	57,642	18,002,000
Locomotives and other machinery. Petroleum. .... 1,000 Kilogs.	44,744	3,880,000	58,889	5,070,000	50,543	7,735,000	43,800	7,683,000	41,361	8,793,000
Salt. .... Hectols.	1,414,000	1,952,000	1,360,000	1,789,000	1,537,000	2,043,000	1,378,000	3,202,000	1,673,000	2,058,000
Spirits, brandy, &c. .... Litre.	26,550,000	2,304,000	27,498,000	2,073,000	24,007,000	2,142,000	2,269,000	1,797,000	1,367,000	1,945,000
Sugar, raw. .... Kilog.	11,044,000	2,531,000	10,388,000	5,225,000	10,775,000	5,524,000	25,314,000	6,582,000	25,630,000	5,382,000
" refined. .... " "	1,843,000	2,028,000	1,770,000	2,493,000	1,424,000	3,018,000	10,663,000	3,019,000	10,822,000	2,706,000
Tobacco leaf. .... " "	5,020,000	4,958,000	4,251,000	1,925,000	1,295,000	1,424,000	1,341,000	1,610,000	1,382,000	1,898,000
Wine. .... Litre.	1,181,000	2,599,000	1,173,000	2,698,000	1,106,000	1,884,000	1,940,000	1,954,000	2,389,000	2,553,000
Wool, raw. .... Kilog.	1,198,000	4,413,000	1,074,000	4,060,000	1,037,000	4,018,000	925,000	3,707,000	964,000	4,383,000
" yarn. .... " "	1,477,000	10,392,000	1,337,000	9,759,000	1,264,000	9,223,000	1,169,000	8,509,000	1,264,000	9,528,000
" manufactures. .... " "										
Total value of principal and other articles imported. ....		290,221,000		292,806,000		292,147,000		312,336,000		343,524,000



SESSIONAL PAPER No. 10\*

## NORWAY.

## TOTAL Quantities and Values of the Principal Articles of Domestic Produce Exported (Merchandise only) during the Years ended December 31, 1902 to 1906, inclusive.

NOTE:—Krone=26·8 cts. Kilog=2·204 lbs. Ton=2,204 lbs. Hectolitre=22·02 galls. Cub. Metre=35·34 cub.feet.

ARTICLES.	1902.		1903.		1904.		1905.		1906.	
	Quantity.	Value.	Quantity.	Value.	Quantity.	Value.	Quantity.	Value.	Quantity.	Value.
Animals, living—		Kroner.		Kroner.		Kroner.		Kroner.		Kroner.
Horses..... No.	490	245,000	631	346,000	896	403,000	758	341,000	896	358,000
Cotton manufactures..... Kilog.	147,000	486,000	146,000	642,000	65,000	301,000	95,000	445,000	130,000	624,000
Fish, fresh and preserved—										
Fresh.....	2,807,000			4,860,000		4,444,000		5,090,000		6,275,000
Cod, dried or split..... Kilog.	53,121,000	24,284,000	47,623,000	24,556,000	47,771,000	21,833,000	46,521,000	26,061,000	53,637,000	31,108,000
Herrings, salted..... Hectol.	912,345	13,345,000	879,656	10,940,000	677,636	9,028,000	612,453	9,871,000	629,038	9,988,000
Other salted fish..... "	275,296	4,568,000	177,697	3,788,000	188,982	4,012,000	209,352	5,067,000	197,306	5,156,000
Anchovies..... "	42,371	897,000	35,216	728,000	29,117	560,000	25,368	725,000	31,232	889,000
Lobsters..... 1,000	686	583,000	894	760,000	767	652,000	788	828,000	914	914,000
Fish roes..... Kilog.	4,801,000	2,201,000	3,046,000	1,225,000	3,431,000	1,867,000	4,908,000	2,434,000	5,391,000	1,505,000
Ice..... Reg. tons.	284,948	582,000	276,727	563,000	303,717	635,000	299,503	760,000	435,632	1,507,000
Iron manufactures—										
Nails..... Kilog.	6,431,000	1,616,000	6,504,000	1,731,000	7,477,000	1,967,000	8,725,000	2,010,000	6,787,000	1,504,000
Lucifer matches..... Kilog.	3,036,000	1,121,000	2,834,000	1,077,000	3,023,000	1,149,000	3,207,000	1,219,000	3,627,000	1,378,000
Packing paper..... 1,000 Kilogs.	21,821	3,710,000	27,379	4,293,000	33,161	5,538,000	33,637	5,796,000	40,679	7,638,000
Skus, calf..... Kilog.	670,000	1,810,000	510,000	1,275,000	582,000	1,455,000	489,000	1,369,000	421,000	1,005,000
" seal..... "	387,000	224,000	513,000	318,000	299,000	191,000	232,000	140,000	156,000	135,000
Staple..... "	105,980,000	1,484,000	118,148,000	3,190,000	116,550,000	3,030,000	147,155,000	3,753,000	164,119,000	4,595,000
Train oil..... Hectol.	116,613	6,898,000	75,545	4,984,000	110,618	5,948,000	140,718	5,616,000	146,548	5,519,000
Wood, manufactures of..... Kilog.	17,000	44,000	21,000	83,000	14,000	56,000	20,000	80,000	19,000	75,000
Wood:—										
Over 19 decimetres—										
Rough or planed, Cub. Metres.	598,565	18,256,000	665,079	21,815,000	572,287	17,169,000	558,070	15,475,000	640,782	20,441,000
Sawn in board, lath, &c. "	467,324	10,731,000	505,757	12,238,000	415,919	9,258,000	477,771	10,309,000	490,799	12,743,000
Spars, stakes, pit props, &c. "	287,610	2,795,000	321,980	3,135,000	259,367	2,583,000	261,965	2,410,000	266,617	2,905,000
Beam and other bawn wood..... "	98,604	1,257,000	111,005	1,444,000	106,386	1,369,000	96,566	1,378,000	113,309	1,743,000
Under 19 decimetres—										
Staves, pit props, split wood and firewood..... "	509,619	5,240,000	528,490	5,805,000	443,163	4,921,000	451,735	5,306,000	516,357	7,018,000



7-8 EDWARD VII., A. 1908

NORWAY—*Concluded.*

TOTAL Quantities and Values of the Principal Articles of Merchandise Exported, &c.—*Concluded.*

ARTICLES.	1902.		1903.		1904.		1905.		1906.	
	Quantity.	Value.	Quantity.	Value.	Quantity.	Value.	Quantity.	Value.	Quantity.	Value.
Wood pulp—		Kroner.		Kroner.		Kroner.		Kroner.		Kroner.
Mechanical process (moist or dry) . . . . . 1,000 Kilogs.	348,732	12,543,000	338,287	10,530,000	340,968	11,041,000	328,648	11,601,000	375,287	13,062,000
Chemical process (moist or dry) . . . . . 1,000 "	98,738	12,194,000	109,456	13,347,000	104,292	13,249,000	113,676	16,019,000	130,340	18,921,000
Total value of principal and other articles exported . . . . .		170,474,000		173,624,000		170,911,000		188,920,000		214,856,000

SESSIONAL PAPER No. 10\*

## PORTUGAL.

VALUE of the Total Imports for Consumption and Exports of Domestic Produce (Merchandise only) from and to each Principal Country during the Years ended December 31, 1901 to 1905, inclusive.

NOTE :—Milreis \$1.08.

IMPORTS.						EXPORTS.				
1901.	1902.	1903.	1904.	1905.	COUNTRIES.	1901.	1902.	1903.	1904.	1905.
Milreis.	Milreis.	Milreis.	Milreis.	Milreis.		Milreis.	Milreis.	Milreis.	Milreis.	Milreis.
17,646,000	17,341,000	17,426,000	18,149,000	16,078,000	Great Britain.....	8,323,000	8,293,000	8,638,000	6,994,000	
860,000	678,000	1,043,000	893,000		Austria-Hungary.....	819,000	715,000	747,000	846,000	
2,403,000	2,269,000	2,296,000	2,646,000		Belgium.....	4,670,000	5,294,000	5,078,000	5,009,000	
2,636,000	2,857,000	3,092,000	2,127,000		Brazil.....					
262,000	257,000	299,000	305,000		China.....					
					Denmark.....	291,000	348,000	258,000		
5,681,000	5,678,000	5,606,000	6,000,000		France.....	762,000	751,000	928,000	256,000	
8,970,000	9,229,000	9,885,000	10,135,000		Germany.....	2,146,000	2,145,000	2,040,000	2,421,000	
701,000	841,000	734,000	870,000		Holland.....	531,000	458,000	475,000	429,000	
913,000	948,000	1,165,000	1,258,000		Italy.....	289,000	326,000	378,000	309,000	
1,719,000	1,250,000	1,281,000	1,344,000		Norway and Sweden.....	552,000	498,000	116,000	319,000	
1,364,000	1,593,000	1,718,000	1,834,000		Portuguese Possessions.....	3,847,000	3,387,000	4,899,000	5,334,000	
690,000	679,000	882,000	1,947,000		Russia.....	812,000	616,000	932,000	952,000	
5,333,000	6,035,000	5,401,000	5,649,000		Spain.....	1,432,000	4,612,000	5,372,000	6,018,000	
7,559,000	3,989,000	6,169,000	4,425,000		United States.....	612,000	739,000	725,000	597,000	
1,635,000	1,962,000	1,899,000	4,141,000		Other countries.....	193,000	253,000	289,000	342,000	
					Totals.....	28,282,000	28,435,000	30,603,000	30,712,000	29,869,000
57,823,000	55,597,000	58,806,000	62,043,000	60,678,000						

Details not to hand.

## PORTUGAL.

Total Quantities and Values of the Principal Articles of Merchandise Imported for Consumption during the Years ended December 31, 1901 to 1905, inclusive.

NOTE:—Milreis=£1.08. Kilog=2.204 lbs. Quintal=220.4 lbs. Ton=2,204 lbs.

ARTICLES.	1901.		1902.		1903.		1904.		1905.	
	Quantity.	Value.	Quantity.	Value.	Quantity.	Value.	Quantity.	Value.	Quantity.	Value.
Animals, living—		Milreis.		Milreis.		Milreis.		Milreis.		Milreis.
Cattle and pigs .....	93,313	1,663,000	138,712	2,561,000	125,737	1,759,000	80,651	1,355,000	93,208	1,543,000
Horses and mules .....	20,471	1,088,000	21,576	1,139,000	18,749	1,045,000	18,339	1,712,000	19,210	1,090,000
Butter (including margarine) .....	71,000	37,000	61,000	33,000	75,000	38,000	66,000	32,000	.....	.....
Coal .....	861,000	5,096,000	950,000	4,614,000	918,000	4,060,000	939,000	3,830,000	914,000	3,413,000
Codfish .....	250,267	3,449,000	255,241	3,453,000	261,166	3,525,000	241,334	3,262,000	222,373	3,055,000
Coffee, raw .....	2,615,000	625,000	2,783,000	644,000	2,994,000	671,000	2,905,000	652,000	2,968,000	659,000
Cotton, raw .....	13,333,000	3,885,000	14,339,000	3,936,000	14,256,000	3,905,000	14,932,000	4,817,000	16,061,000	3,671,000
" yarn .....	293,000	445,000	319,000	423,000	332,000	450,000	327,000	440,000	381,000	456,000
" manufactures .....	2,616,000	2,654,000	2,730,000	2,637,000	2,899,000	2,922,000	2,850,000	2,790,000	2,696,000	2,753,000
Grain—Wheat .....	923,000	3,145,000	917,000	417,000	748,000	3,042,000	893,000	3,715,000	1,272,000	5,107,000
Hides, raw and dried .....	3,360,000	1,397,000	3,681,000	1,547,000	3,037,000	1,317,000	2,775,000	1,132,000	1,995,000	865,000
Iron, wrought and cast .....	41,433,000	1,603,000	43,924,000	1,603,000	49,705,000	1,721,000	52,320,000	1,792,000	50,843,000	1,539,000
Linen, hemp and jute yarns .....	1,973,000	503,000	2,407,000	547,000	2,207,000	508,000	2,184,000	494,000	2,069,000	440,000
" manufactures .....	110,000	165,000	115,000	194,000	103,000	181,000	105,000	194,000	111,000	205,000
Machinery and apparatus (including locomotives and parts thereof) —										
Agricultural machinery .....	498,000	96,000	855,000	155,000	940,000	173,000	668,000	109,000	884,000	142,000
Sewing machines .....	450,000	200,000	552,000	246,000	548,000	232,000	575,000	239,000	524,000	200,000
Engines—Steam, gas, &c. ....	957,000	305,000	572,000	168,000	630,000	234,000	878,000	252,000	748,000	160,000
All other sorts of machinery and apparatus .....	3,447,000	1,274,000	2,402,000	782,000	3,757,000	1,101,000	4,371,000	1,241,000	4,169,000	1,089,000
Oil—Naphtha and other illuminating oils .....	16,568,000	660,000	15,051,000	562,000	17,343,000	565,000	14,765,000	465,000	15,996,000	475,000
Paper and mfrs. of (including books, &c.) .....	.....	685,000	.....	700,000	.....	751,000	.....	794,000	.....	780,000
Rice .....	183,410	1,201,000	194,435	1,276,000	181,737	1,200,000	251,807	1,624,000	242,443	1,562,000
Silk, raw and mfrs. of (including half silk) .....	.....	1,046,000	.....	1,041,000	.....	1,156,000	.....	1,227,000	.....	1,263,000
Sugar, raw and refined .....	286,905	2,308,000	288,621	2,229,000	311,916	2,325,000	328,885	2,572,000	317,566	2,381,000
Wool, raw .....	3,304	738,000	4,182	853,000	4,318	877,000	3,370	740,000	6,068	760,000
Wool, staves .....	3,868,000	1,478,000	4,503,000	1,565,000	4,515,000	1,667,000	3,441,000	1,354,000	2,476,000	1,001,000
" manufactures .....	385,000	1,207,000	370,000	1,136,000	397,000	1,223,000	358,000	1,129,000	373,000	1,079,000
Total value of principal and other articles imported.	.....	57,923,000	.....	55,597,000	.....	58,806,000	.....	62,043,000	.....	60,678,000

SESSIONAL PAPER No. 10\*

## PORTUGAL.

TOTAL Quantities and Values of the Principal Articles of Domestic Produce Exported (Merchandise only) during the Years ended December 31, 1901 to 1905, inclusive.

NOTE :—Milreis—\$1.08. Kilog—2.294 lbs. Quintal—220.4 lbs. Tonne—2,294 lbs. Hectolitre—22.02 galls.

ARTICLES.	1901.		1902.		1903.		1904.		1905.	
	Quantity.	Value.	Quantity.	Value.	Quantity.	Value.	Quantity.	Value.	Quantity.	Value.
Animals, living—		Milreis.		Milreis.		Milreis.		Milreis.		Milreis.
Horses, mules and asses	48,288	1,111,000	47,339	1,365,000	49,385	1,436,000	47,908	1,918,000	56,864	1,305,000
All other	1,600,234	2,266,000	1,482,181	1,206,000	1,703,375	2,787,000	1,977,999	3,112,000	1,110,717	1,812,000
Copper ore	483,869	1,234,000	443,649	1,159,000	397,765	1,084,000	463,732	1,099,000	380,921	1,069,000
Cork, in the rough and in sheets	292,654	2,489,000	277,394	2,395,000	307,610	2,694,000	349,000	2,767,000	275,000	2,446,000
" manufactured as stoppers	3,410,000	797,000	3,360,000	840,000	3,745,000	896,000	3,577,000	923,000	3,603,000	1,048,000
Cotton, manufactures of	1,361,000	970,000	973,000	688,000	2,541,000	1,625,000	3,188,000	1,840,000	2,504,000	1,489,000
Fish, fresh and preserved :—										
Sardines, fresh or salted	3,408,000	196,000	5,625,000	302,000	3,472,000	198,000	4,207,000	220,000	5,555,000	261,000
" in tins or preserved	10,265,000	1,154,000	12,996,000	1,299,000	14,952,000	1,428,000	11,108,000	1,342,000	15,638,000	1,493,000
All other (including fish in oil, &c.)	3,684,000	412,000	1,191,000	125,000	4,271,000	440,000	3,825,000	388,000	5,441,000	422,000
Fruit :—Figs, dried	90,431	311,000	91,553	348,000	54,236	185,000	60,636	205,000	42,142	147,000
Oranges	27,140	42,000	20,335	33,000	16,714	23,000	4,863	9,000	10,911	17,000
Pine apples	805,000	239,000	833,000	263,000	993,000	298,000	983,000	296,000	1,270,000	381,000
Hides and skins, raw	1,184,000	242,000	858,000	180,000	895,000	186,000	1,391,000	265,000	1,302,000	299,000
Iron, manufactures of	850,000	123,000	682,000	90,000	799,000	92,000	832,000	37,000	730,000	97,000
Oil, olive	28,358	595,000	29,020	551,000	32,575	560,000	27,084	490,000	30,649	543,000
Onions	139,300	166,000	217,643	233,000	151,184	187,000	123,642	127,000	111,725	116,000
Potatoes	16,756,000	308,000	16,391,000	292,000	20,970,000	299,000	15,297,000	287,000	14,236,000	221,000
Salt	162,575	179,000	148,657	161,000	112,296	120,000	100,823	107,000	81,865	87,000
Wine :—Port	268,401	5,511,000	274,723	5,684,000	256,357	5,334,000	215,861	4,630,000	235,211	5,027,000
Madeira	23,928	750,000	25,542	773,000	26,404	793,000	24,980	752,000	27,487	829,000
Other	498,384	3,472,000	539,228	3,886,000	496,800	4,010,000	488,505	4,049,000	637,574	4,613,000
Wool, raw	800,000	201,000	863,000	157,000	1,121,000	155,000	1,063,000	145,000	1,190,000	151,000
Total value of principal and other articles exported.	28,282,000	28,435,000	30,603,000	30,712,000	30,869,000	29,869,000				

## ROUMANIA.

VALUE of the Total Imports and Exports (Merchandise only) from and to each Principal Country during the Years ended December 31, 1901 to 1905, inclusive.

NOTE :—Leu=19·3 cts.

IMPORTS.					EXPORTS.				
COUNTRIES.									
1901.	1902.	1903.	1904.	1905.	1901.	1902.	1903.	1904.	1905.
Lei.	Lei.	Lei.	Lei.	Lei.	Lei.	Lei.	Lei.	Lei.	Lei.
56,426,000	55,440,000	43,105,000	45,064,000	50,897,000	24,439,000	41,381,000	31,302,000	25,619,000	31,488,000
71,407,000	69,076,000	74,382,000	92,946,000	96,098,000	49,135,000	41,123,000	49,192,000	52,704,000	41,053,000
5,097,000	5,148,000	5,673,000	7,181,000	7,498,000	174,539,000	204,324,000	171,039,000	70,499,000	146,864,000
2,150,000	2,495,000	2,635,000	3,873,000	3,418,000	3,108,000	2,769,000	2,985,000	5,554,000	6,614,000
18,801,000	17,007,000	16,294,000	17,810,000	16,748,000	9,848,000	11,401,000	10,311,000	8,659,000	18,551,000
84,320,000	80,184,000	78,447,000	91,785,000	91,473,000	39,468,000	19,752,000	14,588,000	19,605,000	34,675,000
3,776,000	3,733,000	2,982,000	2,838,000	1,654,000	1,526,000	1,349,000	1,139,000	1,457,000	2,411,000
4,641,000	6,199,000	3,845,000	5,651,000	5,121,000	11,729,000	13,356,000	28,865,000	34,818,000	83,400,000
21,832,000	19,839,000	14,193,000	16,204,000	14,524,000	18,025,000	20,107,000	27,025,000	21,615,000	47,193,000
6,320,000	6,422,000	8,652,000	8,139,000	8,937,000	6,284,000	5,586,000	6,195,000	6,036,000	3,897,000
301,000	220,000	517,000	442,000	310,000	1,097,000	931,000	1,112,000	1,004,000	847,000
5,104,000	5,696,000	5,587,000	6,456,000	6,236,600	1,275,000	427,000	349,000	78,000	35,000
11,004,000	9,256,000	10,892,000	9,230,000	12,302,000	11,592,000	8,020,000	10,625,000	7,828,000	15,097,000
1,257,000	2,030,000	2,660,000	3,753,000	21,782,000	1,766,000	1,233,000	903,000	6,336,000	25,004,000
292,436,000	283,345,000	269,924,000	311,372,000	337,588,000	353,831,000	374,819,000	355,630,000	261,872,000	457,101,000
Totals.....					Totals.....				



SESSIONAL PAPER No. 10\*

## ROUMANIA.

TOTAL Quantities and Values of the Principal Articles Imported (Merchandise only) during the Years ended December 31, 1901 to 1905, inclusive.

NOTE:—Leu=19.3 etc. Kilog = 2.204 lbs.

ARTICLES.	1901.			1902.			1903.			1904.			1905.		
	Quantity.	Value.	Lei.	Quantity.	Value.	Lei.	Quantity.	Value.	Lei.	Quantity.	Value.	Quantity.	Value.	Lei.	
Coal and coke. .... Kilogs.	229,897,000	5,522,000		180,158,000	5,189,000		177,160,000	5,087,000		167,838,000	4,837,060		169,958,000	4,913,000	
Coffee. ....	2,014,000	4,028,000		2,160,000	2,160,000		2,206,000	2,206,000		1,857,000	1,837,000		2,385,000	2,385,000	
Cotton yarns, undyed. ....	5,006,000	5,507,000		6,437,000	11,587,000		5,270,000	9,486,000		5,386,000	9,691,000		6,454,000	11,616,000	
Cotton piece goods of pure cotton	2,444,000	9,776,000		2,414,000	9,486,000		1,880,000	7,351,000		1,987,000	7,781,000		2,542,000	10,028,000	
Bleached or dyed in one colour. ....	5,391,000	37,738,000		6,214,000	34,575,000		4,433,000	23,043,000		5,364,000	29,853,000		4,813,000	26,737,000	
Printed or woven from dyed yarn.															
Guinea perelia wares, combined with other materials. ....	318,000	3,480,000		293,000	4,476,000		356,000	5,484,000		260,000	3,927,000		307,000	4,650,000	
Jute, manufactures of, coarse. ....	2,985,000	1,791,000		6,537,000	5,883,000		3,560,000	3,173,000		2,804,000	2,493,000		4,316,000	3,857,000	
Ironware, coarse. ....	832,000	416,000		734,000	243,000		1,168,000	420,000		2,562,000	896,000		3,139,000	1,113,000	
Machines and machinery, of iron or steel (including steam engines). ....	10,978,000	17,002,000		16,328,000	11,399,000		19,633,000	17,416,000		22,136,000	20,033,000		35,343,000	33,171,000	
Oil : Olive. ....	3,237,000	3,884,000		3,313,000	3,677,000		3,916,000	1,397,000		3,623,000	3,985,000		3,450,000	3,796,000	
Oxide of lead, zinc, &c. ....	1,091,000	3,273,000		1,307,000	693,000		1,292,000	697,000		1,189,000	728,000		1,524,000	787,000	
Soda, caustic including carbonate and bi-carbonate of soda. ....	3,877,000	3,101,000		3,621,000	838,000		3,582,000	831,000		3,232,000	829,000		3,600,000	931,000	
Silks, tissues of, mixed with other materials. ....	36,150	2,160,000		50,026	2,501,000		39,836	1,992,000		41,245	2,062,000		37,374	1,869,000	
Silk, tissues of, pure, or mixed with threads of gold or silver. ....	36,000	3,610,000		39,984	2,999,000		34,229	2,570,000		34,865	2,611,000		37,087	2,707,000	
Sugar, refined. ....	537,000	268,000		498,000	119,000		155,000	51,000		117,000	40,000		129,000	41,000	
Wool, manufactures of, fine, 500 grammes or less to the square metre. ....	1,327,000	33,175,000		1,626,000	24,368,000		1,330,000	19,898,000		1,578,000	23,661,000		1,163,000	17,431,000	
Wool, manufactures of, medium fine from 500 to 700 grammes to the square metre. ....	465,000	4,860,000		484,000	3,877,000		478,000	3,848,000		522,000	4,190,000		578,000	4,632,000	
Woollen clothing. ....	82,828	4,150,000		94,727	2,754,000		89,270	2,591,000		71,196	2,070,000		77,445	2,266,000	
Total value of principal and other articles imported		292,436,000			283,345,000			269,924,000			311,372,000			337,538,000	

## ROUMANIA.

Total Quantities and Values of the Principal Articles Exported (Merchandise only) during the Years ended December 31, 1901 to 1905, inclusive.

NOTE :—Leu=19.3 cts. Kilog=2.204 lbs.

ARTICLES.	1901.		1902.		1903.		1904.		1905.	
	Quantity.	Value.	Quantity.	Value.	Quantity.	Value.	Quantity.	Value.	Quantity.	Value.
Cattle (excluding smaller cattle) ..No.	13,095	2,619,000	11,373	2,502,000	12,417	2,732,000	17,306	3,807,000	6,044	1,330,000
Grain—										
Barley (including malt)..... Kilogs.	284,199,000	22,736,000	333,547,000	32,021,000	374,268,000	35,930,000	211,729,000	21,490,000	340,718,000	38,744,000
Maize .....	1,161,444,000	92,916,000	1,092,518,000	103,795,000	789,473,000	75,000,000	458,296,000	43,142,000	36,604,000	5,107,000
Rye, .....	157,917,000	15,792,000	112,860,000	11,286,000	125,391,000	12,539,000	45,277,000	4,890,000	163,532,000	21,933,000
Wheat, .....	568,523,000	79,393,000	918,742,000	116,653,000	833,121,000	105,806,000	710,520,000	108,710,000	1,716,384,000	251,342,000
Flour of wheat.....	24,001,000	7,200,000	19,070,000	3,814,000	24,676,000	4,935,000	12,082,000	2,634,000	43,075,000	9,907,000
Hides, raw .....	852,000	1,278,000	550,000	1,063,000	679,000	1,351,000	976,000	1,884,000	1,774,000	3,352,000
Petroleum, raw.....	25,797,000	2,580,000	28,964,000	869,000	57,016,000	1,710,000	48,499,900	1,455,000	51,840,000	1,555,000
Seeds, oleaginous.....	94,881,000	23,720,000	111,596,000	24,551,000	91,704,000	20,175,000	17,160,000	3,775,000	136,577,000	39,765,000
Wood, for building.....	150,810,000	12,065,000	171,347,000	11,994,000	234,829,000	16,438,000	230,203,000	16,114,000	297,874,000	2,085,000
Wool, raw, in the grease.....	981,000	1,766,000	1,238,000	1,857,000	1,325,000	1,855,000	1,630,000	2,282,000	2,319,000	3,247,000
Total value of principal and other articles exported.....	.....	353,831,000	.....	374,819,000	.....	355,630,000	.....	261,872,000	.....	457,101,000

SESSIONAL PAPER No. 10\*

## RUSSIA.

VALUE of the Total Imports for Consumption and Exports of Domestic Produce (Merchandise only) from and to each Principal Country during the Years ended December 31, 1901 to 1905, inclusive.

NOTE. - Rouble = 51.5 cts.

IMPORTS.					EXPORTS.				
COUNTRIES.									
1901.	1902.	1903.	1904.	1905.	1901.	1902.	1903.	1904.	1905.
Roubles.	Roubles.	Roubles.	Roubles.	Roubles.	Roubles.	Roubles.	Roubles.	Roubles.	Roubles.
102,967,000	99,224,000	113,870,000	103,391,000	97,410,000	156,751,000	189,101,000	218,196,000	230,424,000	249,206,000
24,901,000	23,962,000	27,068,000	21,429,000	19,653,000	30,217,000	35,615,000	36,897,000	40,599,000	45,660,000
8,883,000	6,889,000	5,945,000	6,049,000	7,376,000	21,188,000	28,524,000	43,437,000	43,392,000	44,609,000
10,903,000	52,177,000	56,498,000	52,455,000	60,549,000	9,711,000	9,315,000	22,411,000	22,972,000	31,588,000
4,368,000	4,271,000	5,812,000	6,601,000	4,131,000	25,863,000	27,849,000	27,891,000	30,379,000	23,382,000
7,969,000	10,790,000	9,616,000	9,074,000	10,057,000	9,072,000	5,622,000	7,803,000	5,927,000	577,000
18,299,000	15,153,000	10,216,000	16,066,000	8,882,000	9,816,000	6,790,000	5,121,000	4,896,000	2,820,000
22,032,000	22,653,000	22,616,000	24,516,000	26,764,000	38,039,000	38,030,000	46,653,000	46,323,000	39,007,000
27,792,000	26,883,000	27,913,000	26,548,000	26,131,000	51,222,000	55,143,000	76,198,000	61,782,000	64,466,000
210,354,000	208,472,000	241,897,000	228,155,000	240,411,000	178,856,000	203,135,000	233,090,000	231,814,000	255,312,000
723,000	922,000	721,000	901,000	789,000	10,331,000	9,113,000	8,582,000	7,471,000	9,742,000
8,550,000	11,417,000	10,580,000	11,387,000	12,274,000	84,689,000	103,099,000	101,130,000	99,257,000	126,892,000
10,231,000	9,406,000	11,221,000	9,861,000	9,433,000	37,751,000	48,899,000	56,715,000	52,977,000	62,651,000
6,159,000	5,095,000	7,307,000	7,688,000	7,659,000	4,367,000	6,203,000	10,386,000	8,331,000	7,870,000
25,482,000	23,486,000	26,186,000	25,866,000	22,312,000	23,486,000	24,045,000	27,386,000	27,286,000	26,060,000
2,158,000	1,601,000	1,685,000	1,997,000	1,358,000	10,375,000	15,832,000	15,758,000	9,617,000	10,425,000
1,988,000	3,297,000	3,379,000	2,765,000	2,445,000	2,915,000	3,636,000	4,196,000	8,486,000	19,516,000
3,987,000	3,508,000	4,743,000	4,967,000	4,787,000	8,809,000	10,760,000	10,330,000	11,222,000	11,421,000
8,074,000	7,514,000	7,384,000	7,368,000	6,727,000	21,331,000	15,848,000	18,834,000	25,300,000	15,866,000
34,721,000	39,919,000	63,167,000	62,926,000	40,836,000	4,009,000	4,374,000	3,355,000	4,362,000	3,516,000
16,484,000	22,532,000	23,522,000	22,733,000	25,103,000	10,895,000	19,349,000	24,680,000	29,437,000	26,796,000
593,425,000	559,151,000	681,679,000	651,403,000	635,087,000	761,583,000	860,322,000	1,001,179,000	1,006,384,000	1,077,325,000
Total					Total				

7-8 EDWARD VII., A. 1908

## RUSSIA.

TOTAL Quantities and Values of the Principal Articles Imported for Consumption (Merchandise only) during the Years ended  
December 31, 1901 to 1905, inclusive.

NOTE.—Rouble=51.5 cts. Pood=36 lbs.

ARTICLES.	1901.		1902.		1903.		1904.		1905.	
	Quantity.	Value.	Quantity.	Value.	Quantity.	Value.	Quantity.	Value.	Quantity.	Value.
		Roubles.		Roubles.		Roubles.		Roubles.		Roubles.
Books, maps, &c.	10,892,000	2,110,000	10,259,000	1,777,000	11,289,000	2,006,000	10,736,000	1,953,000	8,089,000	1,332,000
Cement and earths.	6,791,000	1,592,000	6,078,000	1,777,000	6,100,000	1,890,000	5,839,000	1,522,000	5,548,000	1,404,000
Chemicals and drugs.	223,983,000	13,250,000	206,101,000	13,546,000	213,579,000	13,334,000	237,383,000	26,853,000	252,935,000	13,352,000
Coal, coke, &c.	562,000	21,533,000	589,000	23,008,000	584,000	21,945,000	575,000	5,006,000	596,000	26,764,000
Coffee, raw.	749,000	3,721,000	1,165,000	4,874,000	969,000	4,934,000	1,384,000	5,006,000	1,301,000	5,179,000
Copper, aluminum, mickle, &c., unwrought.	10,375,000	9,014,000	10,866,000	10,841,000	14,055,000	9,273,000	12,022,000	14,177,000	10,473,000	14,446,000
Cotton, raw.	141,000	63,794,000	161,000	68,134,000	149,000	107,096,000	130,000	108,422,000	127,000	73,008,000
" yarn.	80,000	4,882,000	69,000	5,145,000	69,000	5,169,000	61,000	4,363,000	65,000	3,954,000
" manufactures (a).	80,000	7,881,000	69,000	6,481,000	69,000	6,264,000	61,000	6,092,000	65,000	7,873,000
Dyes—Coal tar, &c.	10,038,000	3,386,000	8,421,000	3,593,000	10,516,000	3,772,000	11,756,000	3,173,000	10,522,000	3,441,000
Fish—Herrings, cod, &c., salted or dried.	14,594,000	14,594,000	8,421,000	10,826,000	10,516,000	15,806,000	11,756,000	16,632,000	14,707,000	14,707,000
Fruit, fresh, oranges and lemons.	5,884,000	3,904,000	5,611,000	3,790,000	5,611,000	3,210,000	5,611,000	3,995,000	5,611,000	3,406,000
" dried, figs, dates, raisins, &c.	1,997,000	5,884,000	2,040,000	5,611,000	2,113,000	7,089,000	2,161,000	7,435,000	2,161,000	6,097,000
Glass and glassware.	9,662,000	1,997,000	9,662,000	2,040,000	9,662,000	2,113,000	9,662,000	2,161,000	9,662,000	1,674,000
Hides and skins, raw.	606,000	19,430,000	304,000	6,683,000	398,000	7,427,000	592,000	6,708,000	608,000	9,060,000
India-rubber and gutta-percha, in the rough.	48,000	2,849,000	50,000	15,168,000	398,000	19,453,000	45,000	24,804,000	46,000	24,323,000
Indigo.	1,852,000	860,000	1,148,000	2,925,000	854,000	2,534,000	1,082,000	2,581,000	813,000	2,439,000
Iron, pig.	2,396,000	2,547,000	1,331,000	555,000	1,013,000	444,000	705,000	563,000	674,000	413,000
" bars, blooms, rails, &c.	3,125,000	2,547,000	2,756,000	1,536,000	2,367,000	1,251,000	1,836,000	817,000	1,838,000	755,000
" in sheets or plates.	888,000	4,951,000	796,000	3,836,000	807,000	3,392,000	950,000	2,396,000	1,026,000	2,349,000
" steel, in bars, rails or sheets.	2,587,000	951,000	2,666,000	746,000	3,192,000	835,000	2,732,000	861,000	3,045,000	1,949,000
Lead, in pigs, rolls, &c., and litharge.	15,919,000	5,914,000	18,498,000	4,712,000	25,660,000	5,635,000	18,846,000	4,998,000	18,900,000	6,276,000
Machinery and locomotives—										
Agricultural machinery.	363,000	15,919,000	341,000	18,498,000	134,000	25,660,000	304,000	18,846,000	304,000	18,900,000
Locomotives and traction engines.		363,000		341,000		134,000		304,000		1,088,000
Textile, printing, metal and wood-working machinery.		7,024,000		4,882,000		4,146,000		3,442,000		3,074,000

## SESSIONAL PAPER No. 10\*

Metal wares: Iron, steel, tin, &c.	28,501,000	27,497,000	27,961,000	29,019,000	34,548,000
Oils, other than mineral	920,000	5,979,000	1,133,000	5,884,000	5,515,000
Plants and seeds	5,842,000	13,260,000	6,892,000	13,142,000	5,832,000
Rice	4,335,000	5,332,000	4,493,000	5,579,000	4,907,000
Silk, raw	101,000	15,549,000	74,000	15,366,000	6,933,000
" yarn or twist	3,000	1,113,000	2,733	59,000	63,000
" manufactures of (a)	4,386,000	4,448,000	6,871,000	4,807,000	443,000
Tea	3,487,000	49,803,000	3,074,000	47,303,000	5,662,000
Tobacco, cigars and cigarettes	52,000	2,594,000	2,365,000	2,927,000	47,156,000
Watches, clocks, &c.	3,311,000	2,879,000	65,000	2,122,000	2,215,000
Wine, in casks	7,019,000	5,821,000	3,179,000	4,761,000	2,572,000
" in the bottle, sparkling and other	2,081,000	4,339,000	5,989,000	3,497,000	3,887,000
Wool, raw	1,409,000	20,632,000	1,505,000	15,931,000	3,809,000
Woollen yarns	502,000	15,700,000	1,786,000	8,183,000	22,144,000
Wool, manufactures of (a)	7,810,000	8,395,000	477,000	7,691,000	11,427,000
Total value of principal and other articles imported	503,425,000	599,151,600	681,670,000	651,403,000	635,087,000

(a) Except knitted wares, trimmings, lace, embroidery and ready-made clothing.



## RUSSIA.

## TOTAL Quantities and Values of the Principal Articles of Domestic Produce Exported (Merchandise only) during the Years ended December 31, 1901 to 1905, inclusive.

NOTE:—Rouble=51·5 cts. Pood=36 lbs.

ARTICLES.	1901.			1902.			1903.			1904.			1905.		
	Quantity.	Value.		Quantity.	Value.		Quantity.	Value.		Quantity.	Value.		Quantity.	Value.	
		Roubles.			Roubles.			Roubles.			Roubles.			Roubles.	
Animals:—															
Horses..... No.	73,481	6,633,000		92,375	8,880,000		71,770	6,566,000		18,339	1,893,000		23,454	2,122,000	
Fowls and game.....	.....	9,547,000		.....	8,909,000		.....	9,923,000		.....	10,524,000		.....	10,214,000	
Cattle, sheep and pigs..... No.	162,155	3,821,000		96,400	3,434,000		129,657	3,552,000		108,953	3,359,000		96,086	3,105,000	
Brandy and corn spirit.....	.....	631,000		.....	1,113,000		.....	785,000		.....	3,405,000		.....	2,304,000	
Bristles.....	129,000	5,425,000		145,000	5,899,000		134,000	4,766,000		151,000	5,151,000		133,000	4,538,000	
Butter (exclusive of marine)	1,968,000	26,434,000		2,311,000	28,440,000		2,516,000	32,041,000		2,429,000	29,855,000		2,408,000	31,499,000	
Caviare.....	134,000	1,863,000		192,000	2,430,000		132,000	2,735,000		125,000	2,801,000		155,000	2,923,000	
Clothing, ready-made.....	.....	665,000		.....	511,000		.....	1,105,000		.....	1,094,000		.....	645,000	
Corn, flour and meal:—															
Wheat..... Poods.	138,580,000	122,730,000		186,046,000	162,226,000		254,949,000	218,394,000		280,884,000	258,404,000		293,834,000	281,864,000	
Rye.....	82,735,000	56,011,000		98,221,000	69,907,000		82,222,000	56,811,000		60,051,000	42,092,000		59,674,000	45,650,000	
Barley.....	77,631,000	47,962,000		104,165,000	64,175,000		145,619,000	86,483,000		151,838,000	83,988,000		138,263,000	88,725,000	
Oats.....	80,317,000	58,511,000		63,333,000	49,810,000		59,517,000	40,727,000		54,062,000	36,787,000		127,327,000	90,468,000	
Maize.....	29,711,000	17,213,000		68,461,000	41,939,000		39,310,000	22,662,000		28,895,000	16,723,000		11,452,000	8,031,000	
Peas.....	5,127,000	4,660,000		6,181,000	5,431,000		6,531,000	6,143,000		7,432,000	6,827,000		10,710,000	11,758,000	
Flour of wheat.....	3,955,000	6,305,000		3,491,000	5,554,000		5,567,000	9,389,000		6,363,000	10,419,000		5,919,000	9,341,000	
" of rye.....	8,961,000	8,178,000		10,657,000	9,536,000		10,846,000	10,211,000		11,993,000	11,269,000		7,123,000	6,953,000	
Brad.....	32,403,000	16,406,000		29,889,000	14,912,000		36,378,000	18,921,000		38,016,000	19,492,000		35,565,000	18,409,000	
All other.....	7,186,000	7,056,000		9,878,000	9,492,000		11,089,000	10,476,000		9,277,000	8,987,000		7,654,000	7,904,000	
Totals.....	466,606,000	345,032,000		579,722,000	433,002,000		652,028,000	480,219,000		648,811,000	496,988,000		637,501,000	569,103,000	
Cotton, manufactures of.....															
Eggs..... M.	1,997,000	17,119,000		2,229,000	17,204,000		2,775,051	20,889,000		2,752,762	21,034,000		2,993,532	20,518,000	
Flax, raw.....	8,518,000	35,392,000		10,741,000	38,612,000		15,734,000	51,089,000		9,115,000	54,336,000		14,757,000	60,941,000	
" tow..... Poods.	1,375,000	44,337,000		1,676,000	51,427,000		2,481,000	72,632,000		1,646,000	45,435,000		1,757,000	68,293,000	
Fur and sheep skins.....	.....	5,557,000		.....	5,244,000		.....	7,138,000		.....	5,330,000		.....	5,613,000	
	.....	6,207,000		.....	6,576,000		.....	8,962,000		.....	10,324,000		.....	10,515,000	

## SESSIONAL PAPER No. 10\*

Hemp, raw, . . . . .	2,562,000	9,859,000	2,124,000	7,709,000	2,582,000	9,782,000	2,511,000	9,414,000	2,731,000	9,913,000
Leather and hides, uncanned . . . . .	711,000	6,811,000	868,000	8,261,000	960,000	11,848,000	1,225,000	15,708,000	1,146,000	13,342,000
Oil cake, . . . . .	23,561,000	16,745,000	23,540,000	17,163,000	28,480,000	19,802,000	30,026,000	20,285,000	27,065,000	20,060,000
Oil :— Illuminating, petro- leum, &c., . . . . .	95,079,000	53,060,000	933,627,000	42,366,000	108,802,000	52,687,000	112,063,000	59,575,000	57,660,000	29,216,000
Seeds, oleaginous :—										
Linseed, . . . . .	4,564,000	8,793,000	6,179,000	9,763,000	5,851,000	8,236,000	4,320,000	5,842,000	6,627,000	8,803,000
Rape and kohlrabi, . . . . .	1,301,000	1,252,000	1,941,000	1,771,000	3,703,000	2,992,000	3,628,000	2,603,000	1,291,000	1,169,000
Sugar :—										
Refined, in loaves . . . . .	2,552,000	8,019,000	3,076,000	9,642,000	3,383,000	9,506,000	3,417,000	10,372,000	3,070,000	11,673,000
Other, . . . . .	5,278,000	8,730,000	4,906,000	7,759,000	11,582,000	15,671,000	7,628,000	13,390,900	3,048,000	6,396,000
Totals, . . . . .	7,830,000	16,749,000	7,982,000	17,401,000	14,965,000	25,177,000	11,045,000	23,762,000	6,118,000	18,069,000
Wood, of all sorts, . . . . .										
Wool, raw, unsuim . . . . .	659,000	57,274,000	813,000	55,680,000	834,000	66,308,000	983,000	73,198,000	898,000	76,807,000
Totals, . . . . .		5,622,000		5,151,000		5,733,000		6,507,000		5,745,000
Total value of principal and other articles exported . . . . .		761,583,000		860,322,000		1,001,179,000		1,006,384,000		1,077,325,000

## SPAIN.

VALUE of the Total Imports and Exports from and to each Principal Country during the Years ended December 31, 1901 to 1905, inclusive. (*Including Coin and Bullion.*)

NOTE: — Peseta = 19·3 cts.

IMPORTS.						EXPORTS.					
COUNTRIES.											
1901.	1902.	1903.	1904.	1905.		1901.	1902.	1903.	1904.	1905.	
Pesetas.	Pesetas.	Pesetas.	Pesetas.	Pesetas.		Pesetas.	Pesetas.	Pesetas.	Pesetas.	Pesetas.	
199,369,000	188,191,000	184,572,000	173,292,145	168,975,912	Great Britain.....	273,861,000	310,170,000	315,741,333	309,725,000	318,099,520	
5,142,000	3,652,000	3,244,000	5,994,131	5,439,513	British Possessions in America.....	1,660,000	1,946,000	2,439,000	1,985,173	2,773,869	
26,161,000	29,065,000	43,970,000	46,602,049	62,311,325	British Possessions in Asia.....	1,510,000	1,109,000	2,631,000	2,249,821	3,536,585	
65,000	5,000		10,005	7,151	Gibraltar.....	5,750,000	6,664,000	12,459,000	7,269,100	6,241,266	
25,412,000	20,706,000	22,425,000	27,730,665	43,926,420	Argentina Republic.....	12,950,000	10,763,000	17,119,000	24,258,875	30,037,323	
7,693,000	9,131,000	8,700,000	8,691,903	8,834,206	Austria-Hungary.....	592,000	3,973,000	4,126,000	3,485,661	4,633,253	
42,931,000	33,233,000	39,780,000	34,661,529	27,618,119	Belgium.....	22,715,000	22,193,000	25,874,000	27,494,489	34,037,239	
7,033,000	10,065,000	12,373,000	10,072,845	10,021,022	Cuba and Porto Rico.....	63,746,000	57,142,000	70,595,000	83,844,870	76,655,230	
4,393,000	4,051,000	4,302,000	3,966,341	3,335,056	Ecuador.....	172,000	481,000	502,000	617,593	677,427	
144,638,000	152,851,000	109,610,000	143,430,082	159,607,513	France.....	178,000,000	174,338,000	219,774,000	218,897,685	297,922,006	
80,105,000	88,702,000	94,902,000	93,695,268	85,227,671	Germany.....	35,221,000	45,742,000	40,616,000	44,838,715	36,680,504	
9,240,000	9,419,000	10,529,000	11,844,902	11,338,382	Holland.....	33,720,000	37,532,000	45,761,000	48,433,298	53,432,390	
22,037,000	22,130,000	24,153,000	25,457,379	20,836,117	Italy.....	25,395,000	30,640,000	40,779,000	41,640,529	46,276,764	
8,745,000	7,924,000	7,072,000	7,604,435	5,172,359	Morocco.....	622,000	1,234,000	1,075,000	1,119,406	1,071,350	
30,167,000	24,912,000	29,138,000	25,708,584	25,322,476	Norway, Sweden and Denmark.....	6,798,000	8,360,000	11,246,000	9,488,089	8,005,089	
16,733,000	16,217,000	13,386,000	15,043,333	17,018,130	Philippine Islands.....	11,822,000	10,747,000	12,296,000	10,893,423	12,422,104	
42,959,000	41,117,000	45,636,000	43,396,189	38,841,435	Portugal.....	44,107,000	44,198,000	42,960,000	40,169,488	42,355,286	
33,538,000	29,318,000	36,915,000	53,139,164	110,404,364	Russia.....	1,606,000	2,114,000	3,383,000	2,582,610	4,932,478	
5,618,000	2,891,000	3,506,000	6,673,175	6,415,317	Turkey.....	24,000	44,000	708,000	1,256,471	1,412,889	
119,529,000	116,298,000	118,484,000	102,268,753	119,299,981	United States.....	19,290,000	17,964,000	26,077,000	27,635,696	35,314,188	
5,266,000	4,626,000	4,309,000	4,462,496	6,859,173	Uruguay.....	5,277,000	4,884,000	5,493,000	5,026,163	10,878,375	
107,322,000	106,463,000	107,764,000	111,761,749	153,549,541	Other countries.....	45,214,000	42,998,000	44,664,000	43,755,966	55,806,705	
913,401,000	921,615,000	975,860,000	955,422,482	1,087,661,453	Totals.....	790,545,000	850,636,000	945,978,000	956,688,676	993,871,315	

SESSIONAL PAPER No. 10\*

## SPAIN.

## TOTAL Quantities and Values of the Principal Articles of Merchandise Imported during the Years ended December 31, 1901 to 1905, inclusive.

NOTE:—Peseta=19.3 cts. Kilog.=2.204 lbs. Tonne=2,204 lbs. Hectolitre=22.02 galls.

ARTICLES.	1901.		1902.		1903.		1904.		1905.	
	Quantity.	Value.	Quantity.	Value.	Quantity.	Value.	Quantity.	Value.	Quantity.	Value.
Animals.....	498,997	Pescetas. 27,385,000	462,009	Pescetas. 28,879,000	564,074	Pescetas. 31,568,000	565,450	Pescetas. 31,258,165	469,367	Pescetas. 26,481,885
Brandy and other spirits. Hectol.	53	2,000	42	2,000	1,376	83,000	1,626	97,543	102	6,115
Chemical products.....	2,163,129	69,229,000	2,308,703	50,078,000	2,295,965	60,316,000	2,307,074	43,905,430	2,296,368	60,429,699
Coal and coke.....	5,943,972	12,262,000	6,948,097	13,570,000	2,295,965	70,234,000	2,307,074	71,519,308	2,296,368	68,398,345
Cocoa.....	14,988,473	30,592,000	47,733,137	12,436,000	6,027,410	12,262,000	5,892,385	11,819,297	6,190,085	12,509,906
Codfish and stock-fish, salted.....	10,430,579	20,856,000	9,262,103	18,519,000	45,585,645	32,822,000	37,708,792	27,150,380	37,432,478	26,351,384
Coffee.....	78,293,633	93,916,000	89,207,668	103,953,000	9,911,749	19,821,000	9,979,380	19,553,733	10,924,406	10,430,600
Cotton, raw.....	405,000	3,651,000	436,760	3,882,000	79,930,368	109,505,000	70,499,582	96,581,427	76,372,728	101,630,637
" mfrs.....	770,998	7,147,000	817,819	3,882,000	419,213	3,662,000	430,162	3,660,598	472,723	3,815,268
Grain—Wheat.....	143,312,165	33,725,000	69,379,120	16,351,000	793,825	7,327,000	834,697	7,461,533	865,590	8,897,367
Hides and skins, raw and prepared, including leather.....	10,727,021	29,615,000	12,220,149	33,849,000	10,825,962	30,547,000	8,501,779	25,406,958	6,942,813	21,456,963
Iron and steel and mfrs. of.....	74,756,824	27,806,000	63,861,200	27,797,000	78,438,022	31,071,000	59,176,156	25,595,755	62,438,643	21,443,945
Linon and hemp yarn.....	2,265,651	6,515,000	2,730,753	7,913,000	2,433,412	7,064,000	1,819,974	5,316,717	1,911,021	5,622,923
" mfrs.....	153,544	1,706,000	140,004	1,558,000	1,333,344	1,434,000	150,859	1,474,171	151,311	1,535,127
Machinery and parts of.....	35,635,851	58,787,000	35,418,828	60,006,000	32,931,991	56,865,000	39,873,865	67,142,675	33,815,852	56,300,786
Materials for railways, ships, engines, &c.....	19,047,000	12,769,000	.....	.....	.....	20,185,000	.....	10,591,221	.....	12,304,381
Oil, petroleum, crude..... Kilog.	37,408,000	7,539,000	36,747,000	7,433,000	33,973,000	6,912,000	31,227,000	6,345,000	28,730,148	5,756,930
Paper, all kinds.....	1,796,337	2,640,000	2,564,176	3,324,000	3,110,130	8,819,000	2,551,024	3,335,378	2,400,442	3,192,352
Ships and boats.....	29,904,000	4,894,000	.....	4,894,000	.....	3,259,000	.....	1,275,000	.....	3,331,570
Silk, raw and thrown..... Kilog.	269,903	13,943,000	315,083	14,919,000	306,857	13,526,000	334,179	14,346,489	226,839	9,606,236
" manufactured.....	209,493	12,507,000	231,310	14,218,000	231,546	15,733,000	186,719	12,285,934	151,486	10,074,407
Sugar, raw and refined.....	116,818	68,000	73,110	43,000	153,559	89,000	116,320	67,465	48,159	27,492
Timber, planks and building materials.....	.....	60,678,000	.....	50,001,000	.....	59,441,000	.....	56,975,569	.....	43,290,506
Tobacco, cigars and snuff.....	.....	25,240,000	.....	25,239,000	.....	23,752,000	.....	26,612,562	.....	24,695,431
Wool, raw..... Kilog.	3,278,907	15,771,000	3,405,296	16,549,000	3,033,222	14,975,000	2,306,035	11,135,716	1,710,115	7,643,119
" mfrs.....	948,701	10,861,000	957,635	11,294,000	946,871	11,303,000	7,12,791	8,929,347	642,431	7,688,165
Total value of principal and other articles imported.....	.....	943,401,000	.....	921,615,000	.....	975,860,000	.....	955,422,482	.....	1,087,661,453



## SPAIN.

## TOTAL Quantities and Values of the Principal Articles of Merchandise Exported during the Years ended December 31, 1901, to 1905, inclusive.

NOTE :—Peseta = 204 lbs. Tonne = 2,204 lbs. Hectolitre = 22·02 galls.

ARTICLES.	1901.		1902.		1903.		1904.		1905.	
	Quantity.	Value.	Quantity.	Value.	Quantity.	Value.	Quantity.	Value.	Quantity.	Value.
Animals..... No.	329,725	Pesetas, 27,310,000	277,741	Pesetas, 26,654,000	254,961	Pesetas, 23,987,000	194,666	Pesetas, 19,850,615	213,060	Pesetas, 23,880,424
Boots and shoes.....	.....	14,839,000	.....	16,251,000	.....	17,023,000	.....	18,619,904	.....	14,772,480
Cork.....	.....	41,709,000	.....	34,283,000	.....	36,580,000	.....	36,274,884	.....	39,454,481
Cotton manufactures..... Kilog.	4,217,417	28,834,000	4,068,713	28,088,000	4,365,895	30,427,000	4,336,939	37,425,674	7,110,563	50,675,001
Esparto grass.....	43,299,668	5,264,000	63,137,710	5,973,000	49,993,690	5,652,000	46,125,209	5,235,583	40,993,636	4,680,259
Fruits :—	.....	.....	.....	.....	.....	.....	.....	.....	.....	.....
Almonds.....	7,025,999	11,157,000	8,012,532	14,679,000	12,005,387	21,319,000	13,088,405	24,564,900	9,914,425	18,129,991
Grapes.....	30,417,779	10,646,000	34,627,185	12,120,000	47,516,283	16,631,000	46,724,941	16,353,729	48,504,101	16,976,437
Oranges.....	285,337,668	42,801,000	369,199,653	55,380,000	395,571,657	59,336,000	109,031,466	61,354,720	313,607,508	47,041,126
Raisins.....	31,580,879	20,528,000	28,101,079	18,265,000	31,058,142	27,741,000	26,662,189	18,663,517	30,214,897	21,171,428
Spanish nuts.....	7,775,998	5,832,000	10,056,991	7,543,000	8,443,388	6,333,000	9,006,869	6,800,152	7,784,412	5,838,314
Hides and skins.....	6,210,184	19,823,000	5,796,872	18,599,000	6,215,386	18,866,000	7,282,691	21,336,993	9,854,508	27,175,676
Metals :—	.....	.....	.....	.....	.....	.....	.....	.....	.....	.....
Iron and steel.....	45,410,140	5,635,000	33,485,911	4,267,000	55,576,061	8,472,000	43,521,804	4,906,107	69,330,999	11,081,694
Copper, regulus of.....	27,383,094	27,383,000	21,312,594	21,313,000	22,375,195	24,613,000	21,138,046	23,251,850	23,193,893	25,513,282
Lead in plates, bars, &c..	152,977,812	60,422,000	172,473,554	72,422,000	164,300,338	67,675,000	177,791,694	74,249,601	181,686,794	74,899,450
Mineral ores, &c. :—	.....	.....	.....	.....	.....	.....	.....	.....	.....	.....
Copper ore..... Tonnes.	1,006,670	36,240,000	934,502	37,380,000	1,039,793	41,592,000	1,012,861	40,514,443	1,017,798	40,711,935
Iron ore.....	6,893,863	103,408,000	7,559,920	113,399,000	7,692,115	115,382,000	7,291,941	109,379,116	8,590,484	128,837,254
Ores, all other.....	.....	23,376,000	.....	16,512,000	.....	17,094,000	.....	16,835,677	.....	20,481,682
Oil, olive..... Kilog.	19,803,219	19,803,000	58,751,364	5,691,000	49,596,939	49,597,000	54,594,805	54,594,805	34,228,398	34,228,398
Paper, all kinds.....	4,208,280	5,661,000	3,758,054	6,476,000	4,246,899	5,534,000	4,418,129	5,914,441	4,893,410	6,111,416
Quicksilver.....	864,278	4,667,000	1,177,421	6,287,000	969,709	5,333,000	1,199,683	6,598,257	1,341,286	7,377,073
Rice.....	8,847,837	3,716,000	7,825,006	3,287,000	15,734,591	6,609,000	13,849,932	5,816,971	9,478,983	3,981,173
Salt.....	303,410,097	3,631,000	278,276,540	2,783,000	291,421,850	2,913,000	350,685,879	3,506,859	358,873,292	3,588,732
Silk, in cocoons.....	95,556	3,302,000	109,485	3,514,000	139,035	4,087,000	79,514	3,301,428	105,625	4,091,916
Soap, in common.....	7,850,992	4,063,000	6,251,376	3,251,000	6,234,753	3,242,000	4,759,856	2,475,125	4,749,004	2,469,482
Wheat flour.....	688,254	262,000	357,859	147,000	280,753	113,000	739,050	303,010	1,035,494	424,532
Wine..... Hectol.	2,348,113	49,287,000	1,973,056	44,800,000	1,973,192	82,647,000	2,316,552	79,117,552	2,162,511	78,568,236
Wool, raw..... Kilog.	9,637,554	12,357,000	12,138,469	14,903,000	11,898,251	14,689,000	13,488,530	16,734,031	20,419,948	25,647,891
Wool manufactures.....	87,636	1,328,000	66,190	958,000	100,308	1,437,000	127,346	1,762,967	225,117	3,079,473
Total value of principal and other articles exported.....	.....	790,545,000	.....	850,636,000	.....	945,978,000	.....	956,688,676	.....	993,871,315



SESSIONAL PAPER No. 10\*

## SWEDEN.

VALUE of the Total Imports and Exports from and to each Principal Country during the Years ended December 31,  
1901 to 1905, inclusive. (*Including Coin and Bullion.*)

NOTE: 1—Krona = 24 8 cts.

IMPORTS.					EXPORTS.				
1901.	1902.	1903.	1904.	1905.	1901.	1902.	1903.	1904.	1905.
Kronor.	Kronor.	Kronor.	Kronor.	Kronor.	Kronor.	Kronor.	Kronor.	Kronor.	Kronor.
132,231,000	130,070,000	138,985,000	149,113,000	144,035,000	149,832,000	149,927,000	162,299,000	149,388,000	159,393,000
81,000	147,000	135,000	228,000	147,000	9,018,000	13,347,000	21,599,000	9,131,000	11,200,000
13,505,000	17,844,000	18,426,000	21,158,000	10,292,000	1,483,000	833,000	352,000	886,000	2,693,000
61,846,000	63,212,000	63,845,000	73,441,000	39,768,000	12,077,000	15,625,000	16,387,000	15,907,000	11,592,000
1,613,000	1,332,000	1,588,000	2,273,000	3,738,000	19,000	87,000	161,000	57,677,000	50,121,000
8,903,000	9,310,000	9,513,000	10,330,000	15,884,000	26,105,000	27,679,000	31,341,000	30,056,000	29,405,000
168,839,000	156,971,000	205,681,000	221,936,000	224,365,000	60,256,000	62,781,000	71,260,000	71,729,000	85,207,000
2,494,000	13,407,000	16,122,000	17,691,000	13,817,000	23,161,000	24,068,000	24,236,000	23,904,000	22,893,000
22,698,000	24,327,000	2,483,000	1,960,000	3,464,000	65,000	103,000	285,000	239,000	970,000
1,538,000	1,669,000	1,589,000	22,080,000	23,612,000	6,553,000	24,336,000	31,936,000	34,960,000	31,364,000
24,565,000	30,318,000	32,473,000	1,538,000	1,209,000	933,000	919,000	1,119,000	1,214,000	1,616,000
1,427,000	1,809,000	2,407,000	38,011,000	35,593,000	12,618,000	13,469,000	13,581,000	11,379,000	16,246,000
10,682,000	10,417,000	12,743,000	9,482,000	3,610,000	3,486,000	3,537,000	4,605,000	4,178,000	4,293,000
1,690,000	79,000	3,000	4,000	41,451,000	.....	12,000	.....	.....	.....
.....	2,204,000	4,430,000	6,670,000	19,186,000	600,000	4,000	.....	.....	.....
466,320,000	505,196,000	534,902,000	578,453,000	582,081,000	.....	424,000	941,000	1,076,000	19,767,000
.....	.....	.....	.....	.....	353,505,000	392,373,000	441,417,000	414,724,000	430,212,000
.....	.....	.....	.....	.....	Totals.	.....	.....	.....	.....

(a) The returns of the Exports to Norway in the years 1898-1901 are incomplete, owing to the abrogation in 1898 of the special law (Möllarholagen) regulating the trade between Sweden and Norway. In 1902, however, complete returns of rail-borne Exports to Norway have been obtained.



SESSIONAL PAPER No. 10\*

Wine in casks..... Kilog.	2,987,000	2,864,000	3,200,000	3,200,000	2,391,000	2,394,000	2,305,000	2,305,000
" bottles..... Litres.	561,000	530,000	578,000	1,489,000	505,000	1,237,000	532,000	1,440,000
Wood manufactures.....	3,890,000	3,975,000	.....	5,203,000	.....	5,259,000	.....	5,976,000
Wood, raw..... Kilog.	7,746,000	4,449,000	4,610,000	12,740,000	4,750,000	13,329,000	4,694,000	15,769,000
" yarn..... "	7,130,000	2,043,000	1,919,000	8,985,000	1,835,000	8,978,000	1,754,000	9,077,000
" manufactures..... "	12,252,000	1,527,000	1,531,000	11,688,000	1,525,000	11,498,000	1,554,000	11,462,000
Total value of principal and other articles imported.....	459,679,000	502,252,000	.....	529,769,000	.....	572,012,000	.....	573,804,000

10\*—14<sup>1</sup>/<sub>2</sub>

7-8 EDWARD VII., A. 1908

## SWEDEN.

TOTAL Quantities and Values of the Principal Articles Exported (Merchandise only) during the Years ended December 31, 1901 to 1905, inclusive.

NOTE:—Krona=26·8 cts. Kilog=2·204 lbs. Ton=2,204 lbs. Litre=2·202 galls. Cub. Metre=35·34 cub. feet.

ARTICLES.	1901.		1902.		1903.		1904.		1905.	
	Quantity.	Value.	Quantity.	Value.	Quantity.	Value.	Quantity.	Value.	Quantity.	Value.
Animals—		Kronor.		Kronor.		Kronor.		Kronor.		Kronor.
Cattle, .....	3,396	529,000	12,800	1,792,000	16,999	2,546,000	18,322	2,564,000	21,460	3,271,000
Horses, .....	1,135	563,000	833	388,000	815	382,000	1,361	663,000	2,772	1,370,000
Swine, .....	84	500	1,724	15,000	1,027	14,000	471	5,000	574	6,000
Butter (also margarine), .....	18,761,000	36,394,000	20,140,000	38,186,000	20,270,000	37,320,000	20,041,000	35,674,000	18,888,000	36,007,000
Cotton manufactures, .....	128,000	563,000	162,000	650,000	243,000	919,000	223,000	854,000	155,000	590,000
Fish, fresh, salted, &c., .....	14,707,000	3,799,000	8,525,000	2,925,000	18,695,000	3,904,000	18,756,000	3,434,000	39,034,000	5,586,000
Glass and glassware, .....	13,002,000	3,311,000	14,740,000	3,801,000	12,448,000	2,332,000	13,742,000	3,491,000	12,789,000	3,139,000
Grain:—										
Barley, .....	41,000	5,000	71,000	9,000	56,000	5,000	47,000	5,000	33,000	3,000
Oats, .....	30,504,000	3,203,000	13,286,000	1,295,000	3,129,000	321,000	745,000	75,000	2,789,000	293,000
Wheat meal, .....	75,000	13,000	206,000	37,000	35,000	6,000	83,000	16,000	81,000	14,000
Iron and steel:—										
Iron ore, .....	1,761,000	13,984,000	1,720,000	14,007,000	2,827,000	22,195,000	3,068,000	24,861,000	3,317,000	27,296,000
Pig iron, .....	84,821,000	8,482,000	73,403,000	6,606,000	79,788,000	4,955,000	88,124,000	6,169,000	110,214,000	8,817,000
Bar, bolt, hoop, &c., .....	149,357,000	23,030,000	183,907,000	28,405,000	188,802,000	28,220,000	181,479,000	25,344,000	202,536,000	30,242,000
Blooms, .....	24,281,000	2,823,000	28,528,000	3,444,000	31,399,000	3,712,000	27,761,000	2,957,000	43,823,000	5,403,000
Plates, .....	1,545,000	237,000	2,369,000	353,000	2,031,000	305,000	2,434,000	365,000	2,566,000	385,000
Iron and steel wares, .....	12,024,000	6,952,000	13,819,000	9,685,000	18,270,000	11,873,000	20,143,000	12,714,000	21,220,000	15,508,000
" " wire, .....	933,000	327,000	1,632,000	571,000	1,667,000	583,000	1,825,000	639,000	1,582,000	554,000
Lucifer matches, .....	17,601,000	7,920,000	17,290,000	7,731,000	18,648,000	8,392,000	16,951,000	7,798,000	18,685,000	8,595,000
Machinery, .....	12,781,000	12,781,000	13,841,000	13,841,000	15,151,000	15,151,000	102,830,000	15,762,000	121,860,000	13,463,000
Paper, .....	58,338,000	14,468,000	79,559,000	19,194,000	92,894,000	18,381,000	102,830,000	20,295,000	121,860,000	23,965,000
Spirits, .....	397,000	175,000	259,000	183,000	167,000	214,000	528,000	314,000	270,000	250,000
Wood:—										
Deals and planks, .....	4,623,000	113,284,000	4,692,000	122,711,000	4,858,000	143,425,000	4,291,000	111,956,000	4,535,000	118,185,000
Beams and rafters, .....	286,000	5,980,000	357,000	6,949,000	397,000	7,793,000	397,000	6,948,000	415,000	6,371,000
Masts and spars, .....	102,000	1,402,000	218,000	3,405,000	274,000	4,561,000	239,000	3,598,000	194,000	2,901,000
Pit props, .....	974,000	8,395,000	1,037,000	9,236,000	1,022,000	10,071,000	1,074,000	9,286,000	721,000	4,760,000
Staves, .....	40,000	645,000	53,000	929,000	75,000	1,298,000	74,000	1,168,000	85,000	1,418,000
Joiners' wares, .....	9,179,000	10,189,000	10,189,000	13,601,000	13,601,000	13,601,000	12,192,000	12,192,000	85,000	10,575,000
Wood pulp for papermaking, .....	231,440,000	25,731,000	286,807,000	26,475,000	338,704,000	32,802,000	392,524,000	41,179,000	383,836,000	42,603,000
Zinc blende, .....	41,248,000	1,669,000	43,813,000	1,928,000	45,389,000	2,360,000	44,259,000	2,633,000	51,765,000	3,494,000
Total value of principal and other articles exported	353,492,000	332,365,000	392,365,000	392,365,000	441,385,000	441,385,000	414,724,000	414,724,000	450,211,000	450,211,000



SESSIONAL PAPER No. 10\*

## SWITZERLAND.

VALUE of the Total Imports for Consumption and Exports of Domestic Produce (Merchandise only) from and to each Principal Country during the Years ended December 31, 1902 to 1906, inclusive.

Note :—Franc=19·3 cts.

IMPORTS.					COUNTRIES.					EXPORTS.				
1902.	1903.	1904.	1905.	1906.						1902.	1903.	1904.	1905.	1906.
Frances.	Frances.	Frances.	Frances.	Frances.						Frances.	Frances.	Frances.	Frances.	Frances.
54,050,000	57,110,000	57,524,532	68,803,389	83,711,787	Great Britain.....	180,317,000	177,604,000	171,569,979	175,193,814	177,608,207	177,608,207	175,193,814	177,608,207	177,608,207
7,328,000	8,267,000	9,997,864	10,152,436	10,649,754	Australia.....	3,752,000	3,824,000	4,844,920	5,143,611	5,332,633	5,332,633	5,143,611	5,332,633	5,332,633
7,168,000	8,440,000	9,746,453	8,184,436	8,502,994	British India.....	12,819,000	14,785,000	17,753,218	16,787,175	15,461,693	15,461,693	16,787,175	15,461,693	15,461,693
3,277,000	6,853,000	1,546,091	1,793,275	2,990,518	Canada.....	6,163,000	7,896,000	8,748,602	10,852,340	11,968,151	11,968,151	10,852,340	11,968,151	11,968,151
1,008,000	990,000	1,032,077	1,144,636	1,447,996	Algeria and Tunis.....	2,230,000	2,212,000	2,562,869	2,667,272	2,480,522	2,480,522	2,667,272	2,480,522	2,480,522
70,514,000	77,686,000	82,130,586	91,524,476	91,750,190	Austria-Hungary.....	46,613,000	48,154,000	52,363,134	54,369,866	63,792,061	63,792,061	54,369,866	63,792,061	63,792,061
8,164,000	11,495,000	13,257,747	17,521,477	21,477,061	Argentine Republic, Uruguay and Paraguay, etc.....	7,595,000	10,169,000	13,917,759	16,139,647	24,408,826	24,408,826	16,139,647	24,408,826	24,408,826
24,617,000	25,277,000	26,144,572	31,825,151	28,629,136	Belgium.....	13,704,000	14,494,000	15,251,777	17,713,551	20,178,097	20,178,097	17,713,551	20,178,097	20,178,097
9,361,000	10,457,000	9,977,862	10,282,393	13,582,633	Brazil.....	4,379,000	4,621,000	5,306,157	5,463,270	7,468,672	7,468,672	5,463,270	7,468,672	7,468,672
15,688,000	20,051,000	22,577,618	20,525,754	30,601,048	Bulgaria, Roumania and Servia.....	6,224,000	6,267,000	7,322,508	7,468,422	8,129,276	8,129,276	7,468,422	8,129,276	8,129,276
6,908,000	5,934,000	5,783,184	4,693,174	5,772,948	Central American States.....	5,599,000	5,675,000	6,912,727	8,057,735	9,101,968	9,101,968	8,057,735	9,101,968	9,101,968
644,000	683,000	544,708	751,757	571,057	Chile and Peru.....	2,140,000	2,823,000	3,331,432	3,752,837	3,758,923	3,758,923	3,752,837	3,758,923	3,758,923
15,388,000	12,615,000	14,453,348	11,137,983	13,010,544	China.....	8,081,000	7,457,000	7,316,050	8,778,417	10,756,033	10,756,033	8,778,417	10,756,033	10,756,033
141,000	194,000	241,253	439,829	351,319	Denmark.....	3,526,000	3,196,000	3,338,302	3,575,499	4,286,170	4,286,170	3,575,499	4,286,170	4,286,170
17,534,000	19,576,000	17,195,960	17,239,662	21,300,374	Egypt.....	3,228,000	4,561,000	6,187,094	5,802,662	7,764,122	7,764,122	5,802,662	7,764,122	7,764,122
217,056,000	221,501,000	238,924,694	274,299,129	281,321,019	France.....	111,905,000	113,514,000	107,474,033	119,000,221	109,640,294	109,640,294	119,000,221	109,640,294	109,640,294
324,433,000	353,803,000	376,458,742	440,798,593	479,498,253	Germany.....	202,816,000	202,113,000	211,426,169	232,028,577	276,984,821	276,984,821	232,028,577	276,984,821	276,984,821
749,000	1,969,000	2,140,661	2,033,414	736,170	Greece.....	1,717,000	1,794,000	1,730,484	1,628,415	1,477,293	1,477,293	1,628,415	1,477,293	1,477,293
177,786,000	180,337,000	169,371,972	176,901,230	290,684,239	Italy.....	50,899,000	51,714,000	54,399,928	56,981,041	70,324,355	70,324,355	56,981,041	70,324,355	70,324,355
8,648,000	7,433,000	8,192,531	8,487,753	12,741,388	Japan.....	5,636,000	7,279,000	6,734,497	10,909,961	16,390,283	16,390,283	10,909,961	16,390,283	16,390,283
4,016,000	5,245,000	6,965,404	8,036,990	7,519,489	Netherlands.....	5,580,000	6,192,000	6,416,225	6,506,777	8,367,506	8,367,506	6,506,777	8,367,506	8,367,506
6,173,000	5,639,000	6,601,631	6,430,051	6,578,776	Netherlands India.....	2,898,000	3,358,000	3,904,192	3,721,426	3,634,955	3,634,955	3,721,426	3,634,955	3,634,955
82,000	78,000	80,130	101,323	253,515	Portugal.....	2,676,000	2,917,000	2,809,861	2,972,230	3,228,119	3,228,119	2,972,230	3,228,119	3,228,119
62,976,000	69,164,000	81,070,638	77,073,155	72,469,819	Russia.....	26,802,000	29,584,000	22,458,642	27,742,780	31,742,461	31,742,461	27,742,780	31,742,461	31,742,461
1,280,000	1,059,000	1,363,853	1,672,470	2,031,794	Scandinavia.....	6,603,000	6,158,000	5,930,830	5,631,447	7,377,584	7,377,584	5,631,447	7,377,584	7,377,584
13,115,000	12,593,000	12,746,274	19,102,402	6,362,184	Spain.....	15,825,000	15,346,000	15,433,952	14,670,419	15,982,407	15,982,407	14,670,419	15,982,407	15,982,407
4,016,000	4,510,000	5,151,064	5,144,043	5,144,043	Turkey.....	8,339,000	8,364,000	9,863,157	9,490,371	10,319,897	10,319,897	9,490,371	10,319,897	10,319,897
61,605,000	57,344,000	53,826,479	56,924,370	58,482,861	United States.....	108,987,000	116,809,000	106,357,827	125,049,083	136,667,194	136,667,194	125,049,083	136,667,194	136,667,194
5,280,000	6,662,000	5,613,457	4,684,971	906,619	Other countries.....	6,958,000	3,901,000	4,150,506	3,673,595	2,665,759	2,665,759	3,673,595	2,665,759	2,665,759
1,128,511,000	1,196,165,000	1,240,071,141	1,379,850,723	1,463,059,498	Totals.....	870,048,000	883,098,000	885,721,611	962,602,461	1,068,058,367	1,068,058,367	962,602,461	1,068,058,367	1,068,058,367
.....	.....	.....	.....	.....	Ships' use (exports only).....	4,257,000	5,424,000	5,757,687	6,718,544	6,810,195	6,810,195	6,718,544	6,810,195	6,810,195
1,128,511,000	1,196,165,000	1,240,071,141	1,379,850,723	1,463,059,498	Totals (indse.).....	874,395,000	888,522,000	891,479,298	969,321,005	1,074,868,562	1,074,868,562	969,321,005	1,074,868,562	1,074,868,562
78,734,000	55,927,000	83,239,280	78,470,977	85,134,934	Gold and silver coin.....	42,611,000	28,211,000	43,086,349	38,501,751	80,909,869	80,909,869	38,501,751	80,909,869	80,909,869
1,207,245,000	1,252,092,000	1,323,310,424	1,458,321,700	1,554,194,432	Grand totals.....	916,916,000	916,733,000	934,505,647	1,007,822,756	1,103,859,461	1,103,859,461	1,007,822,756	1,103,859,461	1,103,859,461



## SWITZERLAND.

**TOTAL Quantities and Values of the Principal Articles Imported for Consumption during the Years ended December 31, 1902 to 1906, inclusive.**

NOTE:—Frame=19·3 cts. Quintal=220·4 lbs. Hectolitre=22·02 galls.

ARTICLES.	1902.			1903.			1904.			1905.			1906.		
	Quantity.	Value.		Quantity.	Value.		Quantity.	Value.		Quantity.	Value.		Quantity.	Value.	
		Franks.			Franks.			Franks.			Franks.			Franks.	
<b>Animals:—</b>															
Horses, mules and asses.. No.	12,913	7,866,000		14,366	8,490,000		16,052	9,697,000		17,749	10,810,000		15,864	10,705,000	
Other .....	254,791	43,535,000		284,152	52,543,000		273,813	53,622,000		249,933	49,071,000		257,305	47,094,000	
Chemical products .....	25,925,000	25,925,000		25,925,000	25,925,000		25,925,000	25,925,000		25,925,000	25,925,000		25,925,000	25,925,000	
Coal and coke .....	15,421,975	46,619,000	Quintals	16,981,043	18,503,000		18,090,545	51,996,000		18,338,773	53,752,000		20,624,114	61,608,000	
" briquettes .....	1,446,955	5,299,000		3,500,274	9,436,000		3,478,442	9,573,000		4,307,557	11,848,000		4,457,501	12,971,000	
Coffee, raw .....	98,351	10,694,000		103,048	10,869,000		96,068	11,378,000		88,889	11,000,000		111,646	13,560,000	
Cotton, raw .....	233,793	33,049,000		237,312	41,937,000		240,578	40,654,000		239,701	34,868,000		257,614	41,310,000	
" yarn .....	17,757	7,968,000		17,015	8,064,000		18,713	9,680,000		23,688	11,861,000		18,050	11,885,000	
" manufactures .....	47,372	30,947,000		52,130	34,508,000		53,199	34,867,000		66,621	44,899,000		62,632	49,765,000	
Dye stuffs, colours and var-															
nishes .....		7,069,000			7,491,000			7,316,000			7,574,000			8,593,000	
Eggs .....		1,915,000			12,573,000			12,897,000			13,646,000			14,882,000	
Flax, hemp, jute, &c., and															
manufactures of .....		13,253,000			14,538,000			15,829,000			19,072,000			17,978,000	
Flour of all kinds .....	362,122	6,754,000	Quintals	337,338	6,271,000		366,165	6,549,000		344,382	6,424,000		358,997	7,705,000	
Fruits and vegetables, fresh															
and preserved .....		17,555,000			19,904,000			19,070,000			23,141,000			24,844,000	
Grain:—															
Barley .....	117,774	1,776,000	Quintals.	124,564	1,868,000		153,238	2,491,000		189,499	3,044,000		206,062	3,438,000	
Maize .....	610,808	9,105,000	"	663,276	9,738,000		686,964	10,668,000		634,618	10,284,000		733,406	10,707,000	
Oats .....	1,013,704	17,569,000	"	1,002,918	15,495,000		1,103,979	17,683,000		1,294,396	19,881,000		1,288,617	22,277,000	
Wheat .....	4,143,976	77,346,000	"	4,442,837	81,808,000		4,686,611	91,858,000		4,397,639	83,239,000		4,407,833	87,685,000	
Iron and steel:—															
Pig .....	671,150	5,695,000	"	875,397	7,433,000		981,803	8,355,000		1,026,221	9,209,000		1,141,086	12,259,000	
Wrought .....	1,491,334	30,924,000	"	1,478,722	29,895,000		1,761,413	34,078,000		1,879,530	36,713,000		2,612,653	83,062,000	
Manufactures .....	321,251	20,539,000	"	353,220	21,106,000		371,161	22,547,000		503,557	33,733,000		47,568	23,161,000	
Leather .....	39,014	18,765,000	"	40,254	19,674,000		37,451	18,662,000		48,577	26,115,000		12,104	10,715,000	
" manufactures .....	10,669	10,028,000	"	10,881	10,746,000		10,582	10,245,000		13,461	12,598,000		.....	36,009,000	
Machinery and locomotives .....	386,838	11,250,000	"	401,069	16,568,000		409,812	20,413,000		432,580	28,579,000		437,070	13,952,000	
Malt .....	739,974	10,396,000	Quintals	743,281	11,249,000		749,465	11,733,000		726,534	13,812,000		674,265	13,952,000	
Oil, mineral .....			"		11,137,000			10,349,000			9,609,000			8,894,000	

SESSIONAL PAPER No. 10\*

Silk:—		Waste	Thrown and spun	Manufactures	Sugar, raw	" refined	Wearing apparel	Wine, in the cask	Wood, for building	Wool, raw	Woolen yarn	" manufactures	Total value of principal and other articles imported
	Quintals.	16,047	40,414	3,470	521,254	296,447	23,537	1,467,120	1,467,169	60,351	11,637	38,507	
	"	7,351,000	143,807,000	15,361,000	12,795,000	8,001,006	29,228,000	30,176,000	12,614,000	15,689,000	7,492,000	32,580,000	1,128,511,000
	"	15,078	36,932	3,444	577,022	293,949	25,820	1,231,139	1,680,092	61,078	12,415	38,237	1,196,165,000
	"	7,515,000	133,569,000	15,363,000	14,817,000	8,201,000	32,345,000	34,552,000	14,501,000	18,088,000	8,328,000	32,406,000	1,240,071,000
	"	12,923	38,508	3,195	514,756	281,048	25,998	1,220,127	1,882,137	64,135	12,602	36,265	
	"	8,616,000	132,255,000	14,146,000	15,958,000	9,242,000	33,752,000	32,301,000	16,843,000	21,763,000	8,617,000	32,062,000	1,379,851,000
	"	13,856	37,135	3,635	575,065	295,887	38,106	2,051,715	2,213,108	58,748	13,314	43,031	1,469,059,000
	"	6,513,000	130,615,000	16,614,000	21,536,000	11,697,000	44,496,000	51,543,000	21,372,000	22,677,000	9,890,000	39,858,000	
	"	16,594	10,969	3,031	524,596	326,586	25,941	640,554	2,172,997	72,769	12,085	33,359	
	"	7,331,000	171,332,000	13,403,000	15,793,000	10,569,000	45,122,000	16,880,000	22,277,000	28,226,000	9,505,000	36,865,000	

7-8 EDWARD VII., A. 1908

## SWITZERLAND.

TOTAL Quantities and Values of the Principal Articles of Domestic Produce Exported during the Years ended December, 31, 1902 to 1906, inclusive.

NOTE:—Franc=19·3 cts. Kilog=2·204 lbs. Quintal=220·4 lbs.

ARTICLES.	1902.		1903.		1904.		1905.		1906.	
	Quantity.	Value.	Quantity.	Value.	Quantity.	Value.	Quantity.	Value.	Quantity.	Value.
Animals:—		Francs.		Francs.		Francs.		Francs.		Francs.
Horses, mules and asses.. No.	2,585	2,042,000	2,389	2,017,000	2,387	2,096,000	2,349	1,983,000	1,051	1,478,000
Other..... "	49,802	14,898,000	38,630	11,309,000	32,892	10,152,000	40,282	12,829,000	54,348	21,144,000
Books, printed.....		3,440,000		3,441,000		3,558,000		3,963,000		3,427,000
Cheese..... Quintals.	247,169	43,298,000	243,320	41,751,000	257,137	40,915,000	278,432	45,946,000	280,933	50,119,000
Chemical products..... "	274,081	7,787,000	305,305	8,873,000	330,231	8,756,000	370,211	10,342,000	414,995	11,057,000
Cigars and cigarettes..... "	2,572	2,205,000	3,277	2,506,000	3,924	2,655,000	4,102	2,826,000	3,683	2,512,000
Cotton yarn..... "	46,048	15,572,000	44,205	16,156,000	38,751	14,736,000	38,527	13,796,000	44,304	16,987,000
Cotton manufactures—										
Piece goods..... "	51,426	34,436,000	50,317	34,053,000	53,857	38,929,000	59,396	43,576,000	51,695	41,579,000
Ribbons, embroidery and lace..... "	46,938	111,747,000	53,163	121,100,000	55,687	111,406,000	57,304	126,225,000	63,064	149,682,000
Dyes, coal tar..... "	36,185	15,967,000	39,636	17,288,000	44,614	17,888,000	53,009	20,014,000	59,972	21,812,000
Flax, hemp, jute, &c., and manufactures of..... "	2,431	1,851,000	2,356	2,110,000	2,556	2,423,000	2,634	2,690,000	2,808	2,694,000
Flour of all sorts..... "	46,301	3,539,000	46,285	3,423,000	48,841	3,031,000	49,560	3,195,000	47,745	3,506,000
Hides and skins, raw..... "	80,799	11,471,000	78,212	12,172,000	78,447	12,985,000	82,363	13,735,000	86,902	16,945,000
Iron manufactures..... "	38,802	7,198,000	43,952	8,036,000	48,044	8,217,000	51,579	8,830,000	77,562	10,863,000
Jewellery..... Kilog.	3,244	7,278,000	3,434	7,600,000	3,482	7,586,000	3,933	8,700,000	3,168	9,841,000
Leather..... Quintals.	3,160	1,561,000	3,027	1,589,000	2,601	1,438,000	2,365	1,362,000	3,292	2,223,000
" manufactures..... "	6,195	6,765,000	5,701	6,768,000	5,692	6,987,000	6,135	7,760,000	6,222	8,424,000
Machinery and locomotives..... "		44,193,000		47,759,000		48,730,000		53,560,000		62,801,000
Meat, fresh and salted..... Quintals.	10,649	2,639,000	9,562	2,316,000	8,100	1,990,000	8,270	2,085,000	7,361	1,978,000
Milk, condensed..... "	362,424	34,132,000	329,917	31,456,000	307,721	29,217,000	306,589	28,590,000	281,481	27,833,000
Musical boxes, and parts of..... "		2,153,000		2,071,000		1,600,000		1,453,000		1,369,000
Paper and mfrs. of..... Quintals:	13,943	2,153,000	14,629	2,675,000	13,970	2,921,000	14,507	2,723,000	16,350	2,533,000
Silk, waste..... "	5,669	1,106,000	7,543	1,631,000	7,230	1,662,000	6,134	1,686,000	7,148	2,070,000
" thrown and spun..... "	27,994	82,501,000	26,762	81,994,000	26,158	79,879,000	27,546	85,427,000	32,485	105,369,000
" manufactures..... "	30,760	162,256,000	28,866	158,181,000	28,514	154,034,000	28,529	163,377,000	26,928	154,978,000
Straw plait..... "	4,962	6,976,000	5,938	8,037,000	6,572	9,452,000	5,909	9,272,000	9,368	10,278,000

SESSIONAL PAPER No. 10\*

Watches and clocks, and parts of.....	128,586,000	.....	116,445,000	.....	121,016,000	.....	122,013,000	.....	150,401,000
Wearing apparel.....	5,639	.....	11,991,000	.....	5,924	.....	6,618	.....	13,688,000
Wood for building ...	500,696	.....	2,302,000	.....	451,583	.....	361,658	.....	2,706,000
Woodenware.....	23,131	.....	2,447,000	.....	28,600	.....	25,769	.....	2,847,000
Wool raw.....	10,318	.....	3,423,000	.....	11,921	.....	12,807	.....	6,624,000
Woolen yarn.....	12,657	.....	9,699,000	.....	11,592	.....	10,719	.....	10,432,000
" manufactures... ..	5,739	.....	7,812,000	.....	8,031	.....	8,913	.....	8,880,000
Total value of principal and other articles exported.....	.....	.....	888,522,600	.....	.....	.....	969,321,000	.....	1,074,869,000





SESSIONAL PAPER No. 10\*

1,805,297	1,578,807	1,513,877	1,478,408	1,028,166	Nicaragua.....	1,898,723	1,837,682	1,944,556	1,870,832	1,923,111
*	440,747	813,154	1,065,887	1,752,314	Panama.....	979,724	979,724	4,745,562	12,460,289	16,150,953
891,987	948,409	1,113,169	1,131,734	1,171,298	Salvador.....	798,261	937,171	1,318,426	1,401,276	1,063,166
26,648,846	29,345,081	27,881,518	28,531,297	33,436,912	Chinese Empire.....	18,898,163	12,802,452	53,453,385	43,774,375	25,701,532
22	290	828	218	1,120	Corea.....	171,400	387,579	1,013,258	1,065,294	1,459,223
599,406	693,536	1,008,750	1,256,663	1,125,945	Denmark.....	16,157,583	14,652,821	14,881,568	22,913,926	23,384,989
834,626	507,618	490,088	468,115	656,744	Danish Possessions.....	616,714	650,610	693,613	730,321	791,522
90,050,172	81,410,317	89,830,445	108,415,350	127,803,445	France.....	77,285,239	84,279,180	76,337,471	97,892,180	113,604,692
1,082,711	930,357	1,144,355	1,637,701	1,463,523	French Possessions.....	3,223,100	2,903,410	3,457,481	3,553,307	4,051,388
119,772,511	109,188,554	118,268,356	135,142,996	161,514,552	Germany.....	193,841,636	214,780,992	191,220,472	234,742,102	256,633,060
56,623	305	52,201	22,810	178,947	German Possessions.....	141,914	185,219	196,067	136,811	257,271
1,326,135	1,588,946	1,270,792	2,032,408	3,086,419	Greece.....	330,844	242,229	181,970	239,736	1,634,431
36,246,412	33,158,042	38,628,579	10,597,556	50,455,119	Italy.....	35,632,680	35,720,001	38,740,067	48,081,740	61,746,965
2,581	46,337,478	51,824,629	52,551,520	68,910,534	Italian Possessions.....	20,333,632	21,480,421	51,719,083	17,600	38,770,060
44,143,728	44,143,728	7	2,112	106	Japan.....	29,286	35,909	45,756,116	38,464,352	64,904
4,918	43,633,275	46,470,876	50,965,177	57,233,416	Liberia.....	42,257,106	45,720,568	45,756,116	58,182,278	66,248,098
22,868,978	19,691,784	21,718,748	27,007,107	32,454,616	Netherlands (Holland).....	78,215,419	72,250,568	73,298,362	95,471,563	104,450,319
17,512,617	11,004,636	19,294,621	21,562,060	12,418,917	Dutch Possessions.....	2,726,782	3,038,048	3,038,031	3,039,675	3,271,673
17,512,384	12,066,917	12,637,901	12,337,927	11,510,438	Philippine Islands.....	4,033,909	1,832,900	6,200,620	5,439,444	8,691,424
3,183,362	5,243,247	5,139,708	5,139,708	6,479,500	Portuguese Possessions.....	3,652,194	1,935,118	2,089,846	1,462,763	2,757,422
27,066	84,147	37,730	84,147	123,911	Romania.....	2,725,250	2,173,577	1,912,986	1,462,763	3,084,808
6,554	5,592	4,026	4,026	6,545	Russia in Asia.....	244,215	234,078	902,506	617,608	685,231
28,230	138,312	137,674	282,207	1,144,745	Russia in Europe.....	1,507,096	893,707	341,351	2,813,511	2,004,199
9,234,739	11,763,911	11,633,951	13,536,505	16,539,457	Saravia.....	16,169,262	19,071,311	16,686,330	16,001,970	19,778,156
25,263	9,532	51,251	31,609	59,297	South America—			1,600	1,873	175
9,430,278	9,835,161	15,354,901	18,379,063	16,715,325	Argentina Republic.....	11,437,570	16,902,017	23,564,056	32,673,359	32,163,336
67,221,630	76,152,715	91,843,091	80,416,524	97,884,158	Bolivia.....	43,107	51,341	106,011	146,738	941,287
9,380,204	10,775,810	11,071,613	16,913,476	16,985,096	Brazil.....	10,736,718	11,016,856	10,985,096	14,530,471	18,697,517
4,215,568	6,411,793	7,919,211	7,084,487	8,308,629	Chile.....	4,038,875	1,824,891	5,391,357	3,667,297	10,195,657
1,724,851	2,350,493	2,502,175	2,632,206	3,639,573	Colombia.....	1,305,629	4,660,891	3,582,789	3,491,420	3,084,718
2,887	416	2,205	750	3,819	Ecuador.....	1,353,162	1,362,908	1,750,378	2,006,861	1,796,289
2,900,664	2,899,915	3,152,961	2,454,943	4,358,292	Paraguay.....	13,121	21,333	39,130	51,917	173,560
2,981,632	1,644,413	3,158,856	2,711,570	3,169,891	Peru.....	2,971,111	3,961,360	3,657,225	4,833,397	6,073,739
5,318,369	6,878,348	7,109,850	8,034,701	7,852,214	Uruguay.....	1,505,099	2,135,321	1,990,694	2,906,573	3,412,785
8,478,587	8,346,173	8,786,507	10,689,653	13,126,665	Venezuela.....	1,878,292	3,165,465	3,213,575	3,258,133	3,024,629
67,575	108,704	137,189	162,231	163,070	Spanish Possessions.....	17,682,210	15,762,314	17,038,474	19,099,336	21,330,381
4,973,234	5,258,114	5,140,161	7,031,845	7,966,615	Sweden and Norway.....	814,225	383,530	391,469	367,285	421,482
21,183,328	49,334,439	50,415,268	23,421,212	26,839,480	Switzerland.....	10,101,904	11,340,884	11,617,640	13,453,429	15,096,157
4,897,428	5,696,529	6,021,876	6,485,747	6,666,427	Turkey in Asia.....	263,697	271,256	246,787	399,366	612,579
5,672,578	3,890,397	5,173,252	6,508,518	6,639,761	Turkey in Europe.....	276,322	648,985	360,772	645,578	628,716
10,817,729	7,915,637	8,615,875	9,400,639	16,681,670	Turkish Possessions.....	496,785	461,351	597,488	874,449	1,125,099
62,942,790	76,983,418	86,304,259	81,979,821	97,111,630	West Indies.....	692,580	504,457	753,814	1,164,616	1,226,573
1,109,729	1,211,133	1,185,177	1,185,177	1,274,678	Cuba.....	21,761,638	27,377,465	38,380,601	47,763,688	49,305,274
2,833,676	2,885,432	4,661,209	3,086,338	3,370,899	Haiti.....	2,385,424	2,594,740	2,297,080	3,307,840	2,916,104
203,792	294,926	322,378	553,510	686,513	Santo Domingo.....	1,371,758	1,543,754	1,664,789	2,018,251	2,509,817
					All other countries in Africa.....	285,836	54,661	19,661	56,929	12,112

\* Included with Colombia prior to January 1, 1901.



SESSIONAL PAPER No. 10\*

## UNITED STATES.

TOTAL Quantities and Values of the Principal Articles of Merchandise Imported during the Years ended June 30, 1903 to 1907, inclusive.

ARTICLES.	1902-3.		1903-4.		1904-5.		1905-6.		1906-7.	
	Quantity.	Value.	Quantity.	Value.	Quantity.	Value.	Quantity.	Value.	Quantity.	Value.
Animals:—		\$		\$		\$		\$		\$
Cattle.....	66,175	1,161,548	16,656	310,737	27,855	458,572	29,019	548,430	32,404	565,122
Horses.....	1,999	1,586,296	4,726	1,400,287	5,180	1,391,083	6,021	1,716,075	6,080	1,978,105
Sheep.....	301,623	1,036,934	225,991	815,289	186,942	704,721	240,747	1,020,359	224,798	1,120,425
Other.....		799,067		543,296		583,078		628,958		680,630
Totals, animals.....		4,533,845		3,129,609		3,337,454		3,914,422		4,344,282
Art work.....		4,310,315		3,286,262		4,381,324		4,908,782		5,867,265
Books and other printed matter.....		4,323,938		4,529,187		4,589,858		5,599,948		6,451,309
Breadstuffs.....		3,023,160		3,247,503		6,557,547		4,513,067		5,892,968
Bristles.....	3,044,045	2,654,604	2,587,856	2,367,301	2,463,586	2,376,498	2,731,549	2,695,746	3,445,561	3,261,877
Brushes.....		1,245,671		1,372,257		1,306,146		1,357,114		1,586,556
Buttons and button forms.....		1,190,297		892,612		866,178		873,211		936,085
Cement, Roman, Portland and other hydraulic.....	11,105,228	3,547,914	6,102,920	1,993,363	3,827,540	1,276,597	3,929,638	1,302,239	11,237,636	3,669,926
Chemicals, drugs and dyes:—										
Alcohols or wine lees.....	29,966,557	2,734,027	24,571,730	2,550,223	26,281,931	2,291,951	28,140,835	2,358,061	30,540,893	2,562,384
Coal tar, colours and dyes.....		5,304,695		4,918,503		5,765,091		5,753,596		5,635,001
Dye woods.....		1,417,770		1,322,283		821,611		896,245		913,465
Glycerine.....	35,295,575	2,937,802	31,678,455	2,583,270	27,010,255	2,052,611	34,122,953	2,302,183	37,992,432	2,459,458
Gums.....		10,594,647		10,171,882		10,630,481		11,900,724		11,974,156
Indigo.....	4,532,458	1,202,451	5,046,611	1,282,497	4,830,930	873,781	7,392,853	1,044,148	7,170,057	1,233,541
Lacquers and rool.....	88,580,611	1,545,167	89,463,182	1,472,323	108,443,892	1,780,109	102,151,969	1,661,454	66,113,863	1,140,541
Opium.....	728,713	2,340,436	715,868	2,350,103	754,060	2,632,469	608,036	2,440,222	728,530	3,068,126
Potash.....	261,853,006	1,606,948	243,721,012	4,403,794	298,043,250	5,146,402	302,421,495	5,583,739	331,849,340	6,289,312
Soda.....	553,363,952	8,340,585	623,913,392	9,821,666	597,525,081	10,153,063	773,264,664	13,532,414	707,064,404	14,481,740
Sulphur or brimstone, crude.....	181,130	3,549,370	169,172	3,231,623	91,464	1,686,197	88,808	1,597,563	35,326	638,222

7-8 EDWARD VII., A. 1903

## UNITED STATES.

TOTAL Quantities and Values of the Principal Articles of Merchandise Imported during the Years ended June 30,  
1903 to 1907, inclusive—*Con.*

ARTICLES.	1902-3.		1903-4.		1904-5.		1905-6.		1906-7.	
	Quantity.	Value.	Quantity.	Value.	Quantity.	Value.	Quantity.	Value.	Quantity.	Value.
Chemicals, drugs and dyes— <i>Con.</i>		\$		\$		\$		\$		\$
All other.....	.....	19,777,301	.....	20,986,391	.....	20,706,253	.....	25,380,315	.....	29,601,988
Totals, chemicals, &c.....	.....	64,351,199	.....	65,294,558	.....	64,779,559	.....	74,452,664	.....	82,997,914
Clocks and watches and parts of.....	.....	2,672,310	.....	2,990,474	.....	2,966,495	.....	3,103,136	.....	3,593,173
Coal, anthracite and bituminous.....	.....	12,129,313	.....	5,147,897	.....	1,586,964	.....	4,481,276	.....	4,263,292
Cocoa or cacao.....	.....	64,356,060	.....	9,174,118	.....	74,690,773	.....	8,836,686	.....	13,748,378
Coffee.....	.....	915,086,380	.....	995,043,284	.....	1,047,792,984	.....	851,668,933	.....	78,231,902
Copper and mfrs. of:—										
Ore and regulus.....	.....	269,196	.....	295,451	.....	286,755	.....	242,367	.....	278,488
Pigs, bars, ingots, plates, &c.....	.....	17,479,284	.....	18,179,513	.....	146,303,305	.....	171,001,957	.....	39,346,145
Cork, corkwood or bark and mfrs. of.....	.....	2,567,580	.....	2,295,138	.....	.....	.....	3,313,306	.....	4,063,982
Cotton and mfrs. of:—										
Unmanufactured.....	.....	10,892,591	.....	8,541,510	.....	60,508,548	.....	70,963,633	.....	19,930,988
Waste or flocks.....	.....	23,297,520	.....	845,821	.....	24,302,850	.....	1,356,042	.....	1,042,267
Mfrs. of:—										
Cloth.....	.....	61,320,192	.....	8,303,485	.....	47,519,370	.....	74,657,229	.....	13,008,067
Knit goods—Stockings, &c.....	.....	6,157,744	.....	6,044,691	.....	6,150,484	.....	7,218,897	.....	8,671,848
Laces, edgings, embroidery, insertions, neck ruffings, &c.....	.....	25,110,081	.....	24,848,764	.....	25,911,684	.....	34,022,469	.....	39,756,502
Thread (not on spools), yarn, warps or warp yarn.....	.....	5,764,937	.....	2,261,924	.....	5,023,331	.....	5,111,644	.....	3,583,627



## SESSIONAL PAPER No. 10\*

All other mfrs. ....	9,603,564	.....	8,065,382	.....	6,703,740	.....	7,206,641	.....	8,084,562
Totals, cotton and mfrs. of. ....	64,161,408	.....	58,911,577	.....	59,576,560	.....	75,278,956	.....	94,677,891
Earthen, stone and chinaware. ....	10,512,052	.....	12,005,014	.....	11,653,723	.....	12,877,528	.....	13,706,790
Feathers, &c natural and artificial	5,164,901	.....	5,345,853	.....	4,544,427	.....	6,988,612	.....	9,505,515
Fibres, vegetable, textile, grasses		.....		.....		.....		.....	
and mfrs. of. —		.....		.....		.....		.....	
Unmanufactured. .... Tons.	272,195	.....	37,814,285	.....	304,910	.....	307,283	.....	312,993
Manufactured. ....		.....	40,308,837	.....	40,125,406	.....	39,360,290	.....	42,239,358
Fish. ....	39,334,521	.....	9,889,697	.....	11,498,076	.....	51,457,581	.....	67,422,458
Fruits, including nuts. ....	23,726,636	.....	24,435,874	.....	25,937,456	.....	28,915,747	.....	35,867,527
Furs and mfrs. of. ....	15,301,912	.....	14,763,002	.....	18,306,302	.....	21,855,682	.....	21,883,667
Glass and glassware. ....	7,255,879	.....	6,583,168	.....	3,948,839	.....	7,507,823	.....	7,596,631
Hair. ....	2,775,681	.....	2,727,062	.....	3,428,404	.....	3,854,349	.....	3,038,996
Hats, bonnets and hoods and		.....		.....		.....		.....	
material for, composed of		.....		.....		.....		.....	
straw, &c. ....	3,871,278	.....	3,963,043	.....	4,379,473	.....	4,571,181	.....	6,820,259
Hay. .... Tons	2,238,169	.....	914,842	.....	333,515	.....	502,051	.....	501,507
Hides and skins, other than		.....		.....		.....		.....	
for skins. ....	319,094,698	.....	52,006,070	.....	64,764,146	.....	83,882,107	.....	83,206,545
Hops. ....	1,808,491	.....	1,374,327	.....	1,980,804	.....	2,326,982	.....	1,974,900
Household effects. ....	2,856,007	.....	3,040,523	.....	3,263,381	.....	3,941,875	.....	3,835,354
India-rubber and gutta-		.....		.....		.....		.....	
percha: — Unmanufactured. Lbs.	95,971,072	.....	12,214,219	.....	102,579,598	.....	101,865,437	.....	62,815,405
Manufactured. ....	891,170	.....	1,157,042	.....	1,506,799	.....	2,255,017	.....	2,453,847
Iron and steel and mfrs. of. ....		.....		.....		.....		.....	
Iron ore. .... Tons.	1,043,565	.....	1,593,279	.....	757,323	.....	2,728,854	.....	3,360,449
Ingot, blooms, slabs, billets		.....		.....		.....		.....	
&c. ....	850,026,997	.....	3,898,632	.....	21,453,028	.....	2,672,668	.....	3,033,928
Pig iron. .... Lbs.	16,830,592	.....	4,047,167	.....	122,977	.....	7,778,884	.....	15,454,767
Railway bars. .... Tons.	2,866,397	.....	1,190,636	.....	17,025	.....	230,371	.....	133,936
Tin plates, tinned plates, &c. Lbs.	109,913,293	.....	3,473,454	.....	161,066,820	.....	3,412,243	.....	4,651,332
Other iron and steel, except		.....		.....		.....		.....	
mfrs. of. ....		.....		.....		.....		.....	
Manufactures: —	6,227,045	.....	3,985,003	.....	2,898,099	.....	4,319,059	.....	4,631,404
Cutlery. ....	1,782,970	.....	1,896,213	.....	1,800,704	.....	1,892,278	.....	2,263,107
Machinery. ....	4,085,825	.....	3,184,368	.....	2,913,300	.....	3,635,402	.....	4,963,429
Other mfrs. ....	6,780,332	.....	5,852,279	.....	6,290,595	.....	5,093,079	.....	5,255,962
Totals, iron and steel mfrs. of. ....	53,968,590	.....	28,621,591	.....	25,180,847	.....	31,782,841	.....	43,948,314
Jewellery and precious stones		.....		.....		.....		.....	
Lead in ore and base bullion. Lbs.	211,703,608	.....	25,675,429	.....	35,065,158	.....	42,120,715	.....	44,247,949
" pigs, bars and old. ....	1,152,154	.....	3,374,661	.....	3,616,476	.....	3,534,876	.....	3,352,534
" manufactures of. ....	19,834	.....	464,073	.....	288,363	.....	767,431	.....	1,012,356
		.....	2,788	.....	7,919	.....	9,702	.....	20,892



7-8 EDWARD VII., A. 1908

## UNITED STATES.

Total Quantities and Values of the Principal Articles of Merchandise Imported during the Years ended June 30, 1903 to 1907, inclusive.—*Con.*

ARTICLES.	1902-3.		1903-4.		1904-5.		1905-6.		1906-7.	
	Quantity.	Value.	Quantity.	Value.	Quantity.	Value.	Quantity.	Value.	Quantity.	Value.
Leather and mfrs. of.....		\$		\$		\$		\$		\$
Marble and stone and mfrs. of.....		11,294,167		11,100,215		11,666,223		15,140,926		20,343,533
Metals, metal compositions &c.....		1,733,782		1,672,374		1,569,403		1,636,788		1,946,262
Musical instruments.....		7,037,202		7,092,135		7,050,118		8,808,477		11,296,835
Oils.....		1,125,283		1,366,285		1,280,125		1,277,435		1,498,724
Paper stock, crude.....		12,283,957		11,179,442		11,393,320		13,723,948		17,068,777
Paper and mfrs. of.....		3,015,084		2,900,713		3,796,595		4,374,464		5,580,528
Provisions.....		4,733,036		5,319,086		5,623,638		6,998,761		10,727,885
Rice.....		4,703,536		4,197,466		4,253,414		5,117,654		6,768,432
Seeds.....		3,061,473		3,073,430		2,010,966		3,082,203		4,392,146
Silk and mfrs. of.....		2,831,279		3,587,469		3,457,619		5,388,043		6,404,776
Unmanufactured Manufactures of.....		50,011,050		46,100,500		61,040,053		54,080,504		71,411,899
Spices.....		35,963,552		31,973,680		32,614,540		32,910,590		38,653,251
Spirits, wines and malt liquors.....		4,815,125		43,274,396		4,583,356		5,188,116		5,113,000
Sugar and molasses:—		17,171,617		16,662,702		17,652,323		19,257,590		22,104,235
Molasses.....		1,124,710		1,018,198		1,137,844		690,718		24,630,935
Sugar.....		72,088,973		37,006,236		97,645,449		39,793,314		43,918,400
Tea.....		108,574,905		112,903,541		102,706,599		14,580,878		86,362,490
Tin in bars, blocks, pigs, &c. "		23,618,802		21,486,311		23,378,471		30,932,998		38,117,459
Tobacco and mfrs. of:—		34,016,356		31,162,636		18,038,677		22,447,514		26,655,248
Unmanufactured.....		3,344,205		3,133,859		4,107,469		4,143,192		4,137,127
Manufactures of.....		4,282,074		4,977,389		4,964,457		5,887,863		6,993,561
Toys.....		4,581,355		7,008,692		3,983,572		5,092,932		5,728,472
Vegetables.....										
Wood and mfrs. of:—										
Unmanufactured:—										
Cabinet-woods.....		4,035,300		4,124,611		3,055,617		3,804,820		5,355,600

## SESSIONAL PAPER No. 10\*

Lumber: Boards, planks, &c. . . . . M. ft.	729,937	10,673,317	589,232	8,878,474	710,738	10,906,661	949,717	14,813,733	934,195	16,235,350
Shingles . . . . . M.	724,131	1,494,306	770,373	1,602,999	758,725	1,581,421	900,856	1,892,612	881,003	1,940,001
All other wood unmd.		6,054,326		5,883,348		6,503,355		7,873,569		8,879,202
Manufactures of:—										
Furniture . . . . . Tons.		942,967		712,565		738,299		1,011,335		1,132,667
Wood pulp . . . . .	116,881	3,387,770	144,796	3,602,668	167,504	4,500,955	157,224	4,584,942	213,110	6,348,857
All other wood mfd.		2,157,685		2,179,688		2,278,085		2,391,695		3,057,456
Totals, wood and mfrs. of		28,746,271		26,984,353		29,564,323		36,532,706		42,969,133
Wood, raw . . . . . Lbs.	177,137,796	22,152,961	173,742,834	24,813,591	249,135,746	46,225,558	201,688,668	39,068,372	203,847,545	41,534,028
Wood, mfrs. of:—										
Carpets and carpeting, Sq. Yds.	1,079,731	3,738,516	844,932	2,797,308	818,850	2,877,993	1,182,005	4,643,520	1,068,010	1,435,067
Clothing, ready-made . . . . .		1,922,484		1,399,995		1,372,145		1,626,279		1,674,915
Cloths . . . . . Lbs.	4,764,223	4,864,099	4,046,099	4,158,597	3,746,697	3,977,039	4,870,818	5,157,420	5,336,546	5,732,200
Dress goods, women's, &c. Sq. Yds.	41,438,596	7,513,725	43,857,599	8,205,835	45,170,270	8,612,663	52,830,942	10,049,686	46,924,917	9,240,245
All other manufactures . . . . .		1,487,561		1,202,053		1,053,803		1,603,778		1,538,810
Totals, wood mfd.		19,546,385		17,733,788		17,893,663		23,080,683		22,321,237
Total value of principal and other articles imported . . . . .		1,025,719,237		991,087,371		1,117,513,671		1,226,562,446		1,434,421,425

## UNITED STATES.

TOTAL Quantities and Values of the Principal Articles of Domestic Produce (Merchandise only) Exported during the Years ended June 30, 1903 to 1907, inclusive.

ARTICLES.	1902-3.		1903-4.		1904-5.		1905-6.		1906-7.	
	Quantity.	Value.	Quantity.	Value.	Quantity.	Value.	Quantity.	Value.	Quantity.	Value.
Agricultural implements.		\$		\$		\$		\$		\$
Animals—										
Cattle..... No.	402,178	29,848,936	593,409	42,256,291	567,806	40,598,048	584,239	42,081,170	423,051	34,577,392
Horses..... "	34,007	3,152,159	42,001	3,189,100	34,822	3,175,259	40,087	4,365,981	33,882	4,359,957
Sheep..... "	176,961	1,067,860	301,313	1,954,604	268,365	1,687,321	142,690	804,090	135,344	750,242
Other..... "		712,238		577,880		1,267,653		1,888,327		1,515,489
Totals, animals		34,781,193		47,977,875		46,728,281		49,139,568		41,203,086
Books, maps, engravings, &c.....		4,442,653		4,347,304		4,844,160		5,839,452		5,813,107
Breadstuffs—										
Barley..... Bush.	8,429,141	4,662,544	10,881,627	6,292,914	10,661,655	5,585,544	17,729,360	8,653,231	8,238,842	4,556,295
Corn..... "	74,833,237	40,540,637	55,858,965	30,071,334	88,807,223	47,416,921	117,718,657	62,061,856	83,390,708	44,261,816
Oats..... "	4,613,809	1,850,728	1,153,714	475,362	5,479,308	2,085,992	46,324,935	16,234,918	4,014,042	1,670,881
Peas and beans..... "	232,841	530,875	248,805	546,479	330,321	730,922	447,474	960,710	435,560	932,264
Wheat..... Brls.	114,181,420	87,795,104	44,230,169	35,850,318	4,394,402	3,905,579	34,973,291	28,757,517	76,569,423	60,214,388
Wheat flour..... Brls.	19,716,484	73,756,404	16,999,432	68,894,836	8,826,335	40,176,136	13,919,048	59,106,869	15,584,667	62,175,397
All other, including malt and rice meal and flour.		13,639,306		8,070,018		11,396,926		12,647,681		11,241,925
Totals, breadstuffs.		222,175,598		150,201,261		111,328,020		188,422,182		185,052,966
Carriages, cars, other vehicles and parts of.....		10,499,195		10,936,618		10,610,437		17,788,425		20,513,407
Cement..... Brls.	271,272	419,361	362,503	539,216	1,067,284	1,484,795	809,578	1,165,161	709,455	1,180,415
Chemicals, drugs, dyes and medicines.....		13,697,601		14,480,323		15,859,422		18,331,974		19,510,217
Clocks and watches.....		2,133,529		2,281,195		2,316,414		2,598,441		3,169,272
Coal..... Tons.	6,598,975	21,206,498	8,482,867	27,829,323	9,019,870	29,158,392	9,125,993	28,216,376	11,294,252	34,727,762
Coke..... "	380,633	1,912,459	479,431	2,223,233	550,188	2,228,442	679,773	2,435,604	823,040	3,013,088
Copper and mfrs. of—										
Ors..... Tons.	12,868	927,117	15,311	976,925	25,774	1,338,718	17,367	1,895,971	62,843	1,838,588

## SESSIONAL PAPER No. 10\*

Ingot, bars, plates, &c. . . . .	Lbs.	297,056,122	37,354,061	422,595,277	54,870,072	591,362,270	81,795,226	464,562,641	77,274,387	414,046,463	88,791,225
All other . . . . .			2,313,135		2,272,009		4,430,065		4,008,277		5,970,885
Totals, copper and mfrs. of . . . . .			40,594,613		58,119,006		87,564,009		83,178,635		96,600,698
Cotton and mfrs. of :—											
Unmanufactured . . . . .	Cwt.	35,691,419	317,065,271	30,898,559	372,049,264	43,393,229	381,398,939	36,340,452	401,005,921	45,182,172	481,277,797
Manufactured :—											
Cloths . . . . .	Yds.	495,379,197	25,352,584	247,380,737	14,696,199	691,500,715	41,320,542	711,493,054	43,181,860	326,340,329	21,239,247
Other mfrs. . . . .			6,863,720		7,707,514		8,345,638		9,762,173		11,066,165
Totals, cottons and mfrs. of . . . . .			349,281,575		394,452,977		431,065,019		453,949,954		513,583,209
Fertilizers. . . . .	Tons.	834,180	6,724,301	871,251	7,112,512	903,290	7,620,886	988,775	8,086,965	436,604	8,596,711
Fibres, vegetable and textile											
Grasses, mfrs. of . . . . .			5,290,948		6,414,636		6,766,809		8,157,211		8,308,112
Fish . . . . .			6,717,274		7,837,041		6,257,863		7,559,178		5,536,856
Fruits and nuts . . . . .			18,057,677		20,678,665		15,606,586		15,274,158		17,588,432
Furs and skins . . . . .			6,181,115		5,422,945		6,599,222		8,002,282		7,139,221
Glass and glassware . . . . .			2,150,639		1,378,481		2,252,739		2,433,904		2,694,717
Grease, grease scraps and all soap			2,926,565		3,311,777		3,710,907		4,138,333		5,473,625
Gum and other explosives . . . . .			2,454,510		2,441,596		2,559,837		3,568,638		4,082,402
Hides and skins other than fur . . . . .	Lbs.	12,829,549	1,224,009	32,727,613	3,246,887	10,268,722	1,051,641	10,752,827	1,223,255	15,396,806	1,761,032
Hops . . . . .		7,794,705	1,909,351	10,385,988	2,116,180	14,858,612	4,480,666	13,026,904	3,125,845	16,809,554	3,531,972
India rubber and mfrs. of . . . . .			4,674,202		5,148,959		5,508,664		6,543,735		7,428,714
Instruments and apparatus for											
scientific purposes, including											
telegraph, &c. . . . .			7,130,508		8,297,723		8,172,980		10,887,774		13,661,455
Iron and steel and mfrs. of :—											
Bar iron . . . . .	Lbs.	40,583,265	721,284	50,778,091	936,145	72,402,964	1,180,901	95,690,238	1,965,956	92,994,812	1,880,348
Bars or rods of steel . . . . .	"	101,807,835	1,861,363	83,388,757	1,518,292	89,387,981	2,063,591	65,155,745	4,466,721	140,111,323	3,091,198
Bullets, ingots and blooms . . . . .	Tons.	2,127	68,064	176,961	3,582,126	236,155	4,515,586	273,272	5,522,292	113,866	2,628,555
Builders' hardware, saws											
and tools . . . . .			12,061,824		11,725,191		11,446,828		13,166,096		15,014,703
Machinery, machines and											
parts of . . . . .			50,988,606		56,230,291		63,063,051		70,893,970		90,055,612
Nails and spikes . . . . .	Lbs.	84,682,555	1,884,415	99,830,942	2,271,963	111,320,189	2,595,604	124,974,668	2,836,418	123,950,869	3,082,589
Rails for railways . . . . .	Tons.	22,977	714,040	162,407	4,283,381	409,507	10,291,442	345,826	8,904,612	291,322	8,384,241
Sheets and plates . . . . .	Lbs.	39,727,042	991,493	64,291,426	1,460,326	194,157,267	3,985,830	224,943,264	306,160,765	7,396,757	7,596,757
Structural iron and steel . . . . .	Tons.	32,952	1,963,797	35,884	1,943,281	73,287	3,629,230	97,668	5,208,814	125,132	6,954,818
Wire . . . . .	Lbs.	224,153,085	5,172,140	255,036,565	5,821,921	282,666,521	6,264,918	397,926,542	8,181,548	361,180,210	8,482,074
All other mfrs. of iron											
and steel . . . . .			20,479,483		22,429,078		26,279,339		32,076,822		35,265,160
Totals, iron and steel											
and mfrs. of, includ-											
ing ore . . . . .			96,909,449		112,202,935		135,309,440		161,593,625		182,205,055



## UNITED STATES.

Total Quantities and Values of the Principal Articles of Domestic Produce (Merchandise only) Exported during the Years ended June 30, 1903 to 1907, inclusive—*Con.*

ARTICLES.	1902-3.		1903-4.		1904-5.		1905-6.		1906-7.	
	Quantity.	Value.	Quantity.	Value.	Quantity.	Value.	Quantity.	Value.	Quantity.	Value.
Jewellery and mfrs. of gold and silver, .....		1,293,021		1,365,654		1,419,225		1,763,470		2,066,144
Leather and mfrs. of:—										
Unmanufactured .....		23,514,199		24,851,582		28,058,342		29,316,817		32,058,217
Manufactures of:—										
Foots and shoes .....	4,197,566	6,065,017	4,642,531	7,238,940	5,315,639	8,057,637	5,672,249	9,142,748	5,833,914	10,666,919
All other mfrs. of .....		1,438,173		1,890,063		1,820,706		2,183,263		2,751,803
Totals, leather and mfrs. of ..		31,617,389		33,980,615		37,936,745		40,642,838		43,476,969
Marble and stone and mfrs. of ..		1,465,244		1,589,790		1,283,219		1,466,561		1,433,123
Musical instruments, .....		3,381,509		3,230,982		3,144,787		3,168,062		3,256,063
Naval stores, .....		12,918,708		16,145,222		16,106,643		20,075,585		21,686,752
Oil cake and oil cake meal . Cwt.	16,733,943	19,839,279	15,632,327	17,069,178	18,945,776	21,776,611	19,181,720	23,991,504	20,637,323	26,415,627
Oils:—										
Animal .....	1,896,806	856,564	1,710,390	741,434	1,925,167	649,492	1,355,194	577,218	1,637,126	655,261
Mineral:—										
Refined:—Illuminating "	699,807,201	47,078,931	741,567,086	57,902,503	822,881,953	56,109,606	864,361,210	54,181,617	894,529,432	56,249,991
All other .....		20,174,602		21,157,966		23,623,616		29,859,716		26,065,724
Vegetable:—										
Cotton seed .....	35,642,994	14,211,244	29,013,743	10,717,280	51,535,580	15,125,802	43,793,519	13,673,370	41,880,304	17,074,403
All other .....		2,023,118		1,901,101		1,506,430		2,232,661		2,476,111
Totals, oils .....		84,344,459		92,420,284		97,074,946		100,524,582		103,661,490
Paints, pigments and colours, ..		2,350,437		2,756,581		3,126,317		3,773,064		3,931,899
Paper and mfrs. of .....		7,189,014		7,543,728		8,258,088		9,536,065		9,856,733
Paraffine and paraffine wax. Lbs.	201,325,210	9,411,294	188,651,119	8,859,964	161,894,918	7,789,160	178,385,368	8,808,245	185,511,773	9,630,992



SESSIONAL PAPER No. 10\*

Provisions :—(a)									
Butter . . . . .	Lbs.	8,896,166	1,604,327	10,717,824	1,768,184	10,071,487	1,648,281	27,560,537	12,544,777
Cheese . . . . .	"	18,987,178	2,250,229	23,335,172	2,452,239	10,134,424	1,084,044	16,362,431	17,285,230
Eggs . . . . .	Doz.	1,517,189	325,571	1,776,632	396,408	2,475,884	543,386	1,952,063	6,968,985
Meat products									
Beef . . . . .	Lbs.	297,336,000	22,478,525	249,665,941	21,446,752	262,246,635	25,428,961	361,210,563	250,418,639
Beef (except canned) . . . . .	"	308,725,215	28,930,178	357,433,493	30,122,603	292,657,749	25,247,726	349,341,808	294,029,843
Lamb . . . . .	"	214,183,365	25,712,633	194,948,861	22,293,867	203,438,724	21,592,204	194,267,949	299,481,496
Pork . . . . .	"	190,755,821	50,851,504	561,302,643	16,347,320	610,238,899	47,243,181	741,516,886	627,553,660
Mutton . . . . .	"	6,144,020	532,476	165,255	40,618	640,837	24,503	516,345	51,163
Pork (except canned) . . . . .	"	116,253,487	11,995,253	130,858,681	11,197,206	133,833,473	10,703,828	155,265,158	177,893,488
Meats canned . . . . .	"	76,597,114	7,916,928	57,468,538	5,882,888	66,688,568	6,430,446	64,323,359	15,815,808
All other . . . . .	"	6,967,556	6,967,556	—	6,892,201	—	6,804,412	7,722,030	5,753,831
Totals, provisions . . . . .		159,268,180	—	—	151,840,486	—	146,907,184	—	167,631,478
Seeds									
Soap . . . . .		9,455,283	—	—	2,583,325	—	2,557,747	—	10,094,609
Spirits, wines and malt liquors . . . . .		2,452,774	—	—	2,499,433	—	2,670,231	—	3,806,097
Sugar, molasses and confectionery . . . . .		3,936,899	—	—	3,567,638	—	3,968,417	—	4,177,397
Tobacco and manufactures of :—		3,104,653	—	—	3,522,805	—	4,131,707	—	3,973,380
Unmanufactured . . . . .	Lbs.	368,184,084	35,250,893	311,971,831	29,640,812	331,302,091	29,800,816	312,227,202	28,808,367
Manufactures of :—		—	—	—	—	—	—	—	—
Cigarettes . . . . .	M.	1,656,452	2,281,531	1,528,406	2,320,112	1,837,803	2,934,376	4,710,439	2,555,178
Plug . . . . .	Lbs.	7,335,640	1,683,152	6,900,598	1,700,028	7,608,841	1,830,308	7,691,817	1,820,598
All other . . . . .		—	1,229,113	—	1,022,379	—	923,519	—	1,034,704
Totals, tobacco and mfrs. of . . . . .		40,444,689	—	—	34,683,531	—	35,691,019	—	34,218,847
Vegetables (except peas and beans)									
Wood and mfrs. of :—		—	2,012,613	—	—	—	—	—	—
Unmanufactured :—		—	—	—	2,056,895	—	2,469,938	—	2,606,447
Lumber :—		—	—	—	—	—	—	—	—
Boards, deals and planks M. ft.		1,065,771	20,965,228	1,426,781	28,603,355	1,283,406	21,483,216	1,311,697	1,623,964
Shooks . . . . .		1,609,025	—	—	1,665,397	—	2,101,117	—	2,478,847
Staves . . . . .	No.	55,879,010	1,740,680	47,420,695	1,632,311	48,286,283	3,613,635	57,586,378	4,699,877
All other lumber . . . . .		—	4,601,330	—	4,319,000	—	3,989,713	—	4,093,729
Timber :—		—	—	—	—	—	—	—	—
Sawn . . . . .	M. ft.	530,659	7,462,111	558,690	8,472,355	486,411	7,294,168	552,548	10,649,310
Hewn . . . . .	Cub. ft.	3,291,498	787,082	3,788,740	4,131,557	3,856,623	913,754	3,517,046	877,786
Logs and other . . . . .		—	1,506,728	—	4,473,297	—	3,040,846	—	3,866,300
Totals, unmanufactured wood . . . . .		—	44,672,284	—	52,447,305	—	45,439,347	—	55,361,642

(a) Excluding tallow, lard substitutes, margarine, sausage casings and milk.

## UNITED STATES.

Total Quantities and Values of the Principal Articles of Domestic Produce (Merchandise only) Exported during the Years ended June 30, 1903 to 1907, inclusive—*Con.*

ARTICLES.	1902-3.		1903-4.		1904-5.		1905-6.		1906-7.	
	Quantity.	Value. \$	Quantity.	Value. \$	Quantity.	Value. \$	Quantity.	Value. \$	Quantity.	Value. \$
Wood and mfrs. of— <i>Con.</i>										
Manufactured—										
Doors, sash and blinds, . . . . .		1,727,387		1,433,037		853,350		805,577		527,551
Furniture, . . . . .		4,454,309		4,555,411		4,439,944		5,252,570		5,377,708
Wood pulp, . . . . .	22,464,472	445,228	30,230,820	593,474	23,703,906	473,585	29,482,434	587,878	25,079,946	498,552
All other manufactured wood, . . . . .		6,444,327		6,399,190		6,796,751		7,073,067		7,429,629
Totals, manufactured wood, . . . . .		13,071,251		12,981,112		12,563,630		13,718,752		13,833,500
Wool and mfrs. of, . . . . .		1,793,946		2,025,109		2,050,122		2,148,613		2,287,926
Zinc and mfrs. of, . . . . .		1,672,367		1,064,900		2,190,112		2,780,199		2,143,574
Total value of principal and other articles (home produce), . . . . .		1,392,231,302		1,435,179,017		1,491,744,641		1,717,953,382		1,853,718,034
Total value of principal and other articles (foreign produce), . . . . .		27,910,377		25,648,254		26,817,025		25,911,118		27,133,044
Total value of principal and other articles exported, . . . . .		1,420,141,679		1,460,827,271		1,518,561,666		1,743,864,500		1,880,851,078

SESSIONAL PAPER No. 10\*

## URUGUAY.

VALUE of the Total Imports for Consumption and Exports of Domestic Produce (Merchandise only) from and to each Principal Country during the Years ended December 31, 1901 to 1905.

NOTE:—Peso Fuerte=\$1.03.

IMPORTS.					EXPORTS.				
1901.	1902.	1903.	1904.	1905.	COUNTRIES.				
Pesos Fuert.	Pesos Fuert.	Pesos Fuert.	Pesos Fuert.	Pesos Fuert.	1901.	1902.	1903.	1904.	1905.
Pesos Fuert.	Pesos Fuert.	Pesos Fuert.	Pesos Fuert.	Pesos Fuert.	Pesos Fuert.	Pesos Fuert.	Pesos Fuert.	Pesos Fuert.	Pesos Fuert.
6,467,348	6,097,507	6,600,248	5,350,000	7,936,000	2,418,173	3,287,304	3,338,636	2,407,000	1,814,000
3,073,753	2,841,323	3,080,455	3,390,000	4,593,000	4,339,587	6,476,912	6,405,716	6,489,000	5,824,000
1,424,008	1,074,310	1,355,992	884,000	1,363,000	4,188,069	4,748,735	6,163,418	6,935,000	6,184,000
1,540,955	1,508,926	1,477,794	1,534,000	1,577,000	4,454,250	4,643,494	5,316,286	4,953,000	3,215,000
87,684	80,110	108,887	79,000	91,000	288,547	134,737	871,213	284,000	250,000
99,615	106,823	123,717	119,000	148,000	403,475	471,929	1,147,788	1,269,000	642,000
2,161,139	2,482,284	2,742,065	2,043,000	3,471,000	1,925,601	4,655,790	5,961,309	6,554,000	5,514,000
2,913,537	3,292,547	3,528,841	2,605,000	4,166,000	3,135,124	3,832,922	4,777,338	5,145,000	3,255,000
6,227	2,659	8,389	30,000	155,000	.....	98,537	2,913	61,000	94,000
2,108,465	2,113,868	2,294,448	1,799,000	2,670,000	182,818	803,724	1,062,745	1,076,000	924,000
152,562	165,783	174,997	150,000	171,000	.....	.....	.....	8,000	22,000
17,123	14,366	12,827	7,000	21,000	234,770	305,908	218,224	295,000	53,000
1,800,762	1,664,184	1,460,381	1,176,000	1,503,000	615,086	750,163	511,337	744,000	567,000
2,077,750	2,061,597	2,128,875	2,051,000	2,973,000	1,938,128	3,208,697	1,729,160	2,067,000	2,024,000
.....	.....	.....	.....	.....	219,211	242,448	336,728	222,000	423,000
.....	.....	.....	.....	.....	.....	.....	.....	.....	.....
23,691,932	23,517,347	25,103,966	21,217,000	30,778,000	27,762,782	33,660,300	37,369,402	38,485,000	30,805,000
.....	.....	.....	.....	.....	Totals.....	.....	.....	.....	.....

7-8 EDWARD VII., A. 1908

## URUGUAY.

TOTAL Quantities and Values of the Principal Articles of Merchandise Imported (Entered for Consumption), during the Years ended December 31, 1901 to 1905, inclusive.

NOTE:—Peso Fuerte=81.03. Kilog.=2.204 lbs. Litre=.2202 galls. Tonclade=2.000 lbs.

ARTICLES.	1901.		1902.		1903.		1904.		1905.	
	Quantity.	Value.	Quantity.	Value.	Quantity.	Value.	Quantity.	Value.	Quantity.	Value.
Animals, living:—		Pesos Fuert.		Pesos Fuert.		Pesos Fuert.		Pesos Fuert.		Pesos Fuert.
Cattle.....No.	82,388	734,000	92,085	723,000	102,837	901,000	68,688	546,000	194,465	1,553,000
Other....."	8,395	88,000	4,705	78,000	5,612	66,000	54,958	398,000	54,998	271,000
Cashmeres.....Kilogs.	327,000	566,000	276,000	480,000	310,000	587,000	229,000	443,000	542,000	949,000
Coal.....Toneladas.	112,721	1,127,000	117,865	1,179,000	129,273	1,293,000	141,333	1,403,000	136,656	1,367,000
Coffee.....Kilogs.	1,454,000	349,000	1,085,000	260,000	1,163,000	279,000	1,041,000	270,000	1,457,000	350,000
Cotton piece-goods (Pure)....."	2,057,000	1,838,000	2,834,000	2,455,000	2,908,000	2,697,000	2,026,000	1,723,000	3,543,000	3,290,000
Drugs.....	225,000	297,000	.....	200,000	.....	220,000	.....	172,000	.....	249,000
Haberdashery.....	.....	297,000	.....	278,000	.....	338,000	.....	221,000	.....	525,000
Hats and hatters' materials.....	.....	177,000	.....	177,000	.....	177,000	.....	101,000	.....	210,000
Iron and steel—										
Bars, plates, columns, gir-										
ders, rails, &c.....Kilogs.	1,377,000	346,000	8,282,000	350,000	10,370,000	482,000	7,591,000	356,000	10,881,000	504,000
Iron galvanized for roofs....."	3,353,000	235,000	3,206,000	224,000	4,178,000	292,000	1,721,000	121,000	5,339,000	374,000
Ironmongery....."	.....	351,000	.....	333,000	.....	405,000	.....	242,000	.....	470,000
Wire for fencing.....Kilogs.	7,956,000	518,000	8,818,000	595,000	8,607,000	585,000	5,891,000	418,000	13,863,000	976,000
Machinery and tools:—										
Agricultural.....	.....	146,000	.....	160,000	.....	211,000	.....	113,000	.....	299,000
Industrial.....	.....	218,000	.....	240,000	.....	169,000	.....	152,000	.....	247,000
Oil—Kerosene.....Litres.	9,077,000	423,000	10,719,000	499,000	11,947,000	556,000	10,216,000	476,000	12,561,000	585,000
Olive.....Kilogs.	938,000	281,000	1,005,000	301,000	1,024,000	307,000	1,021,000	306,000	1,161,000	348,000
Paper of all kinds.....	.....	363,000	.....	379,000	.....	380,000	.....	352,000	.....	436,000
Rice.....Kilogs.	5,202,000	344,000	6,070,000	375,000	5,178,000	342,000	4,799,000	283,000	7,256,000	386,000
Stickleth....."	2,271,000	318,000	1,984,000	278,000	2,227,000	312,000	2,269,000	318,000	2,718,000	381,000
Sugar, raw and refined....."	18,693,000	1,723,000	19,611,000	1,841,000	18,114,000	1,710,000	22,335,000	2,142,000	13,349,000	1,447,000
Tobacco, cigars and snuff....."	730,000	232,000	679,000	209,000	886,000	252,000	746,000	207,000	911,000	306,000
Wearing apparel.....	.....	509,000	.....	594,000	.....	687,000	.....	411,000	.....	784,000
Wine.....Litres.	16,368,000	2,006,000	13,754,000	1,693,000	11,791,000	1,466,000	9,013,000	1,110,000	10,774,000	1,356,000
Wood and mfrs. of.....	.....	1,045,000	.....	1,045,000	.....	947,000	.....	339,000	.....	1,413,000
Woollen piece-goods, of pure										
wool.....Kilogs.	19,000	120,000	20,000	127,000	18,000	131,000	14,000	90,000	24,000	143,000

SESSIONAL PAPER No. 10\*

Wool mixed with other materials.....Kilogs.	8,000	116,000	3,000	116,000	5,000	166,000	6,000	99,000	7,000	188,000
'Yerba Mate' (Paraguay Tea).....	9,579,000	958,000	10,068,000	1,007,000	9,350,000	953,000	9,307,000	931,000	9,607,000	961,000
Total value of principal and other articles imported .....	..	23,692,000	..	23,517,000	..	25,104,000	..	21,217,000	..	30,778,000



## URUGUAY.

Total Quantities and Values of the Principal Articles of Domestic Produce Exported (Merchandise only) during the Years ended December 31, 1901 to 1905, inclusive.

NOTE:—Peso Fuerte=\$1.63. Kilog=2.204 lbs. Litre=2262 galls. Tonclade=2,000 lbs.

ARTICLES.	1901.		1902.		1903.		1904.		1905.	
	Quantity.	Value.	Quantity.	Value.	Quantity.	Value.	Quantity.	Value.	Quantity.	Value.
		Pesos Fuert.		Pesos Fuert.		Pesos Fuert.		Pesos Fuert.		Pesos Fuert.
Animals, living—										
Horses and mules.....	7,181	40,000	14,628	103,000	6,885	64,000	7,708	58,000	4,399	57,000
Oxen and cows.....	42,684	363,000	55,505	399,000	86,809	636,000	96,830	817,000	46,130	389,000
Sheep.....	97,040	70,000	163,305	109,000	208,868	138,000	160,391	117,000	120,747	156,000
Other.....	58	200	456	1,300	285	800	1,110	3,300	2,312	7,000
Bones and bone ash..... Kilogs.	14,703,000	126,000	18,409,000	158,000	16,513,000	142,000	20,040,000	159,000	14,016,000	97,000
Grain and flour—										
Maize.....	23,593,000	384,000	17,875,000	322,000	25,476,000	459,000	50,859,000	712,000	718,000	10,000
Wheat.....	248,000	6,000	55,799,000	1,395,000	9,005,000	225,000	5,895,000	136,000	54,041,000	1,243,000
Wheat flour.....	175,000	6,000	8,271,000	298,000	708,000	25,000	2,782,000	100,000	4,941,000	178,000
Gnano.....	7,055,000	106,000	6,872,000	163,000	5,646,000	85,000	8,719,000	131,000	7,786,000	117,000
Hides and skins—										
Ox hides, salted.....	821,000	4,927,000	879,000	5,273,000	943,000	5,656,000	1,083,000	6,198,000	813,000	4,063,000
" " dried.....	704,000	2,112,000	1,185,000	3,555,000	790,000	2,371,000	729,000	2,187,000	729,000	2,290,000
Sheep skins..... Kilogs.	7,444,000	1,147,000	6,654,000	1,254,000	8,799,000	2,200,000	7,273,000	1,818,000	6,800,000	1,700,000
Horse hair.....	742,000	329,000	1,016,000	378,000	840,000	336,000	1,163,000	465,000	905,000	362,000
Meat, salted or smoked.....	46,589,000	4,893,000	42,617,000	4,475,000	56,981,000	5,983,000	59,384,000	5,669,000	43,743,000	3,499,000
" " extract of.....	678,000	1,221,000	790,000	1,422,000	769,000	1,277,000	759,000	1,366,000	732,000	1,318,000
Tallow.....	13,306,000	1,530,000	14,183,000	1,631,000	16,075,000	1,848,000	18,607,000	2,653,000	14,100,000	1,340,000
Wool, raw.....	46,206,000	8,662,000	43,380,000	10,391,000	44,508,000	12,462,000	44,973,000	12,880,000	33,075,000	10,584,000
Total value of principal and other articles exported.....		27,763,000		33,660,000		37,369,000		38,485,000		30,805,000

# TREATIES AND CONVENTIONS.

## CONVENTION BETWEEN CANADA AND FRANCE.

*Ratifications, as provided under Article XX, have not at this date (February 7, 1908) been exchanged.*

His Majesty the King of the United Kingdom of Great Britain and Ireland and of the British Dominions beyond the seas, Emperor of India, and the President of the French Republic, being desirous of improving and extending the commercial relations between Canada and France, have resolved to conclude a Convention with that object and have named as their respective Plenipotentiaries, that is to say :

His Majesty the King of the United Kingdom of Great Britain and Ireland and of the British Dominions beyond the seas, Emperor of India.

His Excellency the Right Honourable Sir Francis Leveson Bertie, Knight Grand Cross of the Most Distinguished Order of St. Michael and St. George, Knight Grand Cross of the Royal Victorian Order, Knight Commander of the Most Honourable Order of the Bath, His Majesty's Ambassador Extraordinary and Plenipotentiary to the Government of the French Republic :

The Honourable William Stevens Fielding, a Member of His Majesty's Honourable Privy Council for Canada, a Member of the Parliament of Canada, Minister of Finance and Receiver-General of Canada :

The Honourable Louis-Philippe Brodeur, a Member of His Majesty's Honourable Privy Council for Canada, a Member of the Parliament of Canada, Minister of Marine and Fisheries of Canada ;

And the President of the French Republic :

Mr. Stephen Pichon, Senator, Minister of Foreign Affairs ;

Mr. Joseph Caillaux, Deputy, Minister of Finance ;

Mr. Gaston Doumergue, Deputy, Minister of Commerce and Industry ;

Mr. Joseph Ruau, Deputy, Minister of Agriculture ;

Who after communicating to each other their respective full powers, found in good and due form, have agreed upon the following articles :

### ARTICLE I.

The natural and manufactured products of Canadian origin enumerated in Schedule A to this Convention shall enjoy on their importation into France, Algeria, the French Colonies and Possessions, and the territories of the Protectorate of Indo-China, the benefit of the Minimum Tariff and of the lowest rates of Customs duty applicable to like products of other foreign origin.

### ARTICLE II.

Every reduction of Customs duty granted by France to any foreign country whatever on any of the products enumerated in Schedule A shall apply to the fullest extent to similar Canadian products.

### ARTICLE III.

The natural and manufactured products enumerated in Schedule B to this Convention originating in France, Algeria, the French Colonies and Possessions, and the territories of the Protectorate of Indo-China shall enjoy, on their importation into Canada, the benefit of the Intermediate Tariff and of the lowest rates of Customs duty applicable to like products of other foreign origin.

## ARTICLE IV.

Every reduction of Customs duty granted by Canada to any foreign country whatever on any of the products enumerated in Schedule B shall apply to the fullest extent to similar products originating in France, Algeria, the French Colonies and Possessions, and the territories of the Protectorate of Indo-China.

## ARTICLE V.

The natural and manufactured products enumerated in Schedule C to this Convention originating in France, Algeria, the French Colonies and Possessions, and the territories of the Protectorate of Indo-China shall enjoy, on their importation into Canada, the benefit of the Customs duties set forth in the said Schedule C.

## ARTICLE VI.

Every reduction in the Customs duties set forth in Schedule C granted by Canada to any foreign country whatever on any of the products enumerated in the said Schedule shall apply to the fullest extent to similar products originating in France, Algeria, the French Colonies and Possessions, and the territories of the Protectorate of Indo-China.

## ARTICLE VII.

If any product now exempt from Customs duty under the French minimum tariff in France, Algeria, the French Colonies and Possessions, and the territories of the Protectorate of Indo-China shall hereafter become liable to Customs duty, such product on its importation from Canada shall enjoy the benefit of the lowest rate of duty applicable to a like product when imported from any other foreign country. Reciprocally if any product now admitted free of duty under the Canadian intermediate tariff in Canada shall hereafter become liable to Customs duty such product when imported from France, Algeria, the French Colonies and Possessions, and the territories of the Protectorate of Indo-China shall enjoy the benefit of the lowest rate of duty applicable to a like product when imported from any other foreign country.

## ARTICLE VIII.

To enjoy the benefits of the aforementioned tariff advantages, products originating in France, Algeria, the French Colonies and Possessions and the territories of the Protectorate of Indo-China shall be conveyed without transshipment from a port of those territories or from a port of a territory enjoying the preferential tariff or intermediate tariff into a sea or river port of Canada.

To enjoy the benefits of the aforementioned tariff advantages, Canadian products shall be conveyed without transshipment from a Canadian port or from a port of a country enjoying the French minimum tariff to a port in France, Algeria, the French Colonies and Possessions and the territories of the Protectorate of Indo-China.

Provided however that nothing in this Article shall exempt the products of either country from any surtaxe d'entrepôt that is now, or hereafter may be, imposed on products imported indirectly.

## ARTICLE IX.

For the purposes of the foregoing articles Canada and France may require that the products be accompanied by certificates of origin or declarations made in conformity with the laws of the respective countries.

If the Canadian Government or the French Government deem it necessary to have such certificates or declarations *visés*, they may appoint or designate for such purpose officers who shall give such *visés* free of charge.

SESSIONAL PAPER No. 10\*

## ARTICLE X.

Canada and France undertake not to establish one against the other, any prohibition or restriction of importation, exportation, or transit, which shall not at the same time be applicable to other countries.

Provided however that Canada and France reserve to themselves the right to establish in regard to products originating in or destined for the one or other country any temporary prohibition or restriction of importation, exportation, or transit, which either of them adjudges necessary to protect the public health, to prevent the spread of animal disease or the destruction of crops, or in view of the events of war.

## ARTICLE XI.

Except as regards tariff provisions Canada and France accord to each other reciprocally the most favoured nation treatment in everything relating to importation, exportation, re-exportation, transit, warehousing, storage, transshipment, consumption, fulfilment of Customs formalities, and in general to everything relating to the pursuit of trade and industry.

These provisions shall not apply :

1° To privileges which have been or may be granted to bordering states for facilitating frontier traffic within a limit not exceeding fifteen kilometres on each side of the boundary.

2° To special privileges arising out of the Customs union of France with Monaco.

## ARTICLE XII.

Products of Canadian origin of any kind imported into France, Algeria, the French Colonies and Possessions, and the territories of the Protectorate of Indo-China, shall not be subject to any other or higher duties of excise, internal consumption or octroi than those which are or may be charged upon like products of French origin.

In like manner, products of any kind originating in France, Algeria, the French Colonies and Possessions, and the territories of the Protectorate of Indo-China, when imported into Canada shall not be subject to any other or higher duties of excise, internal consumption or octroi than those which are or may be charged upon like products of Canadian origin.

The natural and manufactured products of either country when imported into the territory of the other and intended for warehousing or transit shall not be subject to any internal duty.

## ARTICLE XIII.

Drawbacks on the exportation of French or Canadian products shall not exceed the amount of Customs duties, excise duties, duties of internal consumption, or duties of octroi, collected on the said products or the materials used in the manufacture thereof.

## ARTICLE XIV.

Products liable to duty serving as patterns or samples, imported into Canada or into France, Algeria, the French Colonies and Possessions, and the territories of the Protectorate of Indo-China, by commercial travellers or agents shall be admitted on payment of duty, which shall be refunded after re-exportation of such products.

This provision shall be subject to the conditions of the law of the respective countries. The time within which the re-exportation of such patterns or samples may take place shall not exceed twelve months.



7-8 EDWARD VII., A. 1908

## ARTICLE XV.

For the application of *ad valorem* duties, exporters of products originating in France, Algeria, the French Colonies and Possessions, and the territories of the Protectorate of Indo-China, and reciprocally exporters of Canadian products, may produce certificates of value issued by any Chamber of Commerce or by any other similar commercial organization. Such certificates shall be taken into consideration by the respective customs officials, in levying the duties to which the imported products may be liable, without however restricting their rights of appraisement.

## ARTICLE XVI.

If importers of French wines furnish certificates of analysis thereof issued by the scientific establishments under the control of the Minister of Agriculture of France and designated by him, such certificates shall be taken into consideration for determining the alcoholic strength of such wines by the Canadian Customs authorities, without however restricting their rights of appraisement.

## ARTICLE XVII.

Canada and France grant to each other reciprocally the most favoured nation treatment for the protection of trade-marks, patents, commercial names and industrial designs and patterns.

## ARTICLE XVIII.

This Convention may be extended to Tunis on a declaration to that effect exchanged between the High Contracting Parties.

## ARTICLE XIX.

From the date of the coming into force of this Convention, the Agreement of the sixth day of February, 1893, respecting the commercial relations between Canada and France shall be terminated.

## ARTICLE XX.

This Convention, after being approved by the French Chambers and by the Parliament of Canada, shall be ratified and the ratifications shall be exchanged at Paris as soon as practicable.

It shall come into force immediately after the completion of that formality and shall remain in force for a period of ten years, unless however, one of the Contracting Parties shall within such period signify to the other Party its intention to terminate this Convention, in which case this Convention shall cease to have effect twelve months after the reception by the other Party of the notification as above.

In case neither of the Contracting Parties shall have signified before the expiry of such term the intention of terminating this Convention, it shall remain binding until expiry of twelve months from the day on which either of the two Parties shall have denounced it.

IN WITNESS WHEREOF the respective Plenipotentiaries have signed this Convention and have affixed thereto their seals.

Done, in duplicate, at Paris, the 19th day of September in the year 1907.

(L.S.) Signed: FRANCIS BERTIE.

(L.S.) Signed: W. S. FIELDING.

(L.S.) Signed: L. P. BRODEUR.

(L.S.) Signed: S. PICHON.

(L.S.) Signed: J. CAILLAUX.

(L.S.) Signed: GASTON DOUMERGUE.

(L.S.) Signed: J. RUAU.



SESSIONAL PAPER No. 10\*

## SCHEDULE A.

STATEMENT showing Canadian Products enjoying the benefit of the Minimum Tariff of France, under Convention between Canada and France, signed at Paris, September 19, 1907, with Maximum and Minimum Rates of duties thereon.

- NOTE 1.—Articles in italics are those appearing only in the general tariff, or on which the duties are identically the same in both tariffs.  
 " 2.—The numbers of the tariff items have reference to the present French Tariff.  
 " 3.—The term "ex" in the case of the number of the item means a part of the item to which the number refers.  
 " 4.—L.W. = Live weight; N.W. = Net weight and G.W. = Gross weight placed opposite the unit on which duty is levied.

Number French Tariff.	Articles.	Unit of Quantity.	FRENCH TARIFF.		Remarks.
			Maximum.	Minimum.	
1.....	Horses—Five years old and over.....	Head.....	\$ 38 60	28 95	
"	Under five years old.....	".....	28 95	19 30	
"	Foals.....	".....	14 48	9 65	
4.....	Oxen.....	100 lbs. L.W.....	2 63	1 75	
5.....	Cows.....	".....	2 63	1 75	
6.....	Bulls.....	".....	2 63	1 75	
7.....	Steers, bullocks and heifers.....	".....	2 63	1 75	
<i>14 bis.....</i>	<i>Poultry.....</i>	<i>".....</i>	<i>1 75</i>	<i>1 75</i>	
16.....	Fresh Meat—Mutton.....	100 lbs. N.W.....	4 39	3 07	
"	Pork.....	".....	3 51	2 20	
"	Beef and other.....	".....	4 39	3 07	
"	Ham, bacon, &c.....	".....	4 39	2 63	
"	Beef and other.....	".....	4 39	2 63	
17.....	Salted Meat—	".....	8 77	4 39	
17 bis.....	Pork butchers' produce.....	".....	1 75	1 75	
<i>18.....</i>	<i>Poultry, dead.....</i>	<i>".....</i>	<i>1 75</i>	<i>1 32</i>	
19.....	Meat, preserved in tins.....	".....	3 51	2 63	
20.....	Meat, extract of, in cakes or otherwise.....	".....	Free.	Free.	
30.....	Animal fat, other than fish oil:				
"	Tallow.....	100 lbs. G.W.....	3 51	2 20	
"	Lard.....	100 lbs. N.W.....	Free.	Free.	
"	Other.....	100 lbs. G.W.....	0 87-7	0 52-7	
34.....	Eggs of poultry or game.....	".....	0 87-7	0 44	
35 bis.....	Milk, condensed pure.....	".....			

Fresh mutton can only be imported in quarters; the bulk must be adhering to one of the fore-quarters.

Including the weight of the recipient forming the interior package.

Lard intended for industrial purposes is admitted free of duty, provided it be mixed with other grease and, in addition, be adulterated in the presence of the Customs officers.

7-8 EDWARD VII., A. 1908

SCHEDULE A—Continued.  
 STATEMENT showing Canadian Products enjoying the benefit of the Minimum Tariff of France, &c.—Continued.

Number French Tariff.	Articles.	Unit of Quantity.	FRENCH TARIFF.		Remarks.
			Maximum.	Minimum.	
35	(a) Milk, condensed with addition of sugar :— 40 to 50 p.c. of sugar .....	100 lbs. N. W. ....	% 5 46	% 2 04	A countervailing duty is charged on refined sugar from Canada of 31.8c. per 100 lbs. (real weight) which is included in the rates of duties levied on item No. 35 ter.
	Less than 40 p.c. of sugar .....	" .....	5 46	1 74	
	(b) Milk farina, with addition of sugar :— 40 to 50 p.c. of sugar .....	" .....	5 46	2 01	
36	Less than 40 p.c. of sugar .....	" .....	5 46	1 74	This denomination includes the Swiss cheeses known as Emmenthal (including Bernesean cheese or 'petit lemoins') gruyeres (Fribourg) for table use or grating, Saanen, Sbrinz, and other Spalen.
	Cheese—Hard, known as Dutch and Gruyere .....	" .....	3 07	1 03	
	Other .....	" .....	3 07	1 32	
37	Butter, salted .....	" .....	2 63	1 75	Minimum rate on G. W. not N. W.
38	Honey .....	" .....	1 32	0 87.7	
41	Bone black (animal black) .....	" .....	0 26.3	0 17.5	
45	Fish : fresh—fresh water :— of the salmonoid family .....	100 lbs. G. W. ....	1 32	0 87.7	" " "
	other .....	100 lbs. N. W. ....	0 87.7	0 44	
	Fresh sea fish .....	100 lbs. G. W. ....	2 20	1 75	
46	Fish, dried salted or smoked :— Cod (including klipp fish) .....	100 lbs. N. W. ....	5 26	4 21	Including the weight of the recipients forming the interior package.
	Stockfish .....	" .....	4 21	1 32	
	Herrings .....	" .....	1 75	1 32	
47	Other .....	" .....	4 39	2 20	Including the weight of the recipients forming the interior package.
	Fish, preserved 'an naturel,' pickled or otherwise prepared .....	" .....	4 39	2 20	
49	Fish—Lobsters, fresh .....	" .....	3 51	1 32	
51	Preserved 'an naturel' or prepared .....	" .....	3 51	2 20	Minimum rate on G. W. not N. W.
52	Fish Oils .....	100 lbs. G. W. ....	0 61.4	0 52.7	
	Spermaceti : Crude .....	100 lbs. N. W. ....	0 52.7	0 44	
	Pressed .....	" .....	1 05	0 87.7	Samples of flour corresponding to each rate of sifting shall be deposited in Custom-houses, to serve as a standard for verification.
	Refined .....	" .....	1 67	1 32	
53	Row of cod and of mackerel .....	100 lbs. G. W. ....	0 07	0 05.3	
68	Wheat, Spelt and Meslin—Grain .....	" .....	0 61.4	0 61.4	
	Flour—At the rate of extraction :— Of 70 p.c. and above .....	100 lbs. N. W. ....	0 96.5	0 96.5	
	Of between 70 p.c. and 60 p.c. ....	" .....	1 19	1 19	
	Of 60 p.c. and below .....	" .....	1 40	1 40	

SESSIONAL PAPER No. 10\*

69.	Oats—Grain.....	100 lbs. G. W.	0 26 3	0 26 3
70.	Meal.....	"	0 44	0 44
71.	Barley—Grain.....	"	0 26 3	0 26 3
72.	Meal.....	"	0 41	0 41
73.	Rye—Grain.....	"	0 26 3	0 26 3
74.	Meal.....	"	0 41	0 41
75.	Malt—Grain.....	"	0 26 3	0 26 3
76.	Meal.....	"	0 44	0 44
77.	Buckwheat—Grain.....	"	0 22 3	0 22 3
78.	Meal.....	"	0 35	0 35
79.	Malt.....	"	0 35	0 35
80.	Grain (oats), pearled or cleaned grain.....	100 lbs. N. W.	1 40	1 40
81.	Malt, bulled or cleaned.....	100 lbs. G. W.	0 52 7	52 7
82.	Pulse: Beans.....	100 lbs. N. W.	0 26 3	0 26 3
83.	Whole.....	"	0 30 7	0 30 7
84.	Decorticated or broken.....	"	0 13 2	0 13 2
85.	In clusters or pods.....	"	0 52 7	0 52 7
86.	Bean Meal.....	"	Free.	Free.
87.	Chick Peas (Pois Pointus).....	"	0 26 3	0 26 3
88.	Other.....	"	0 52 7	0 52 7
89.	In the grain.....	"	0 52 7	0 52 7
90.	Decorticated.....	"	0 70	0 70
91.	In flour—	"	0 26 3	0 63 5
92.	Raw.....	"	0 52 7	0 52 7
93.	Cooked.....	"	0 70	0 70
94.	Potatoes.....	"	0 26 3	0 63 5
95.	Table fruits: Fresh:—	100 lbs. G. W.	0 44	0 17 5
96.	Apples and Pears.....	"	0 17 5	0 13 2
97.	For table use.....	"	0 41	0 26 3
98.	For cider and perry.....	"	0 41	0 26 3
99.	Peaches.....	"	0 41	0 26 3
100.	Table fruits: Dried or drained:—	100 lbs. G. W.	0 44	0 17 5
101.	Apples and Pears.....	"	0 17 5	0 13 2
102.	For table use.....	"	0 41	0 26 3
103.	For cider and perry.....	"	0 41	0 26 3
104.	Peaches.....	"	0 41	0 26 3
105.	Table fruits candied or preserved:—	100 lbs. N. W.	1 32	0 87 7
106.	In spirits.....	"	0 52 7	0 35
107.	In sugar or honey:—	"	1 32	0 44
108.	Candied table fruits.....	"	8 77	7 02
109.	Preserved.....	"	2 72	2 72
110.	Other:—Fine apples.....	"	1 37	1 37
111.	Chickens, cucumbers, olives, small olives.....	"	2 63	2 63
112.	Not specified.....	"	1 75	0 70
113.	Seed grain (including the Jacosse, a kind of pea).....	"	0 87 7	0 70
114.	Luzern, and clover seed.....	"	0 26 3	0 26 3
115.	Syrups, honeys, and candied fruits.....	"	2 63	2 20
116.	Preserves: Manufactured with sugar or honey.....	"	1 37	2 72
117.	Without sugar or honey.....	"	1 37	1 37
118.	Preserves: Without sugar or honey.....	"	0 87 7	0 70

Minimum rate probably on G. W. not N. W.

Minimum rate on G. W. not N. W.

" " "

Not including the interior consumption tax.

SCHEDULE A—Continued.  
STATEMENT showing Canadian Products enjoying the benefit of the Minimum Tariff of France, &c.—Continued.

Number French Tariff.	Articles.	Unit of Quantity.	FRENCH TARIFF.		Remarks.
			Maximum.	Minimum.	
115 bis., 128.	Tar Woods, common : Logs, round, rough, not squared, with or without the bark, of any length, and of a circumference at the thickest end of more than 23·4 inches.	100 lbs. G. W.	\$ cts. 0 35	\$ cts. 0 26·3	
	Wood sawn, or squared 3·12 inches in thickness and above	"	0 08·8	0 05·7	Trees which have been squared at the thick end exclusively for the purpose of forming part of a raft, come under the above category.
	Wood squared or sawn, less than 3·12 inches and exceeding 1·365 inches in thickness.	"	0 13·2	0 08·8	The Customs administration shall have the faculty of determining, through the Advisory Com- mittee of Arts and Manufactures, the mean density of each kind of wood and to levy the duties on this basis, after the cubic measure- ment has been converted into weight, and when the interested parties do not claim that the duty be levied on the actual weight.
129 130	Wood sawn 1·365 inches in thickness or less. Paving blocks sawn. Stave wood.	" " "	0 15·1 0 22·1 0 11	0 15·1 0 15·4 0 06·6	By 'stave wood' is meant split wood which is destined exclusively for cooperage or packing purposes.
131	Splints.	"	0 17·5	0 13·2	Only strips and lathes, cut, sawn or split of a thickness not exceeding ·39 inch, are included under this head.
132 133	Hoopwood, and prepared poles. Perches, poles, and staves, rough, exceeding 42·9 inches in length, and of a maximum circumference of 23·4 inches at the thickest end.	" "	0 22·1	0 15·4	By 'hoop wood' is meant, only prepared hoops, either in bundles or in circles.
135 bis., 136 136 bis. 158	Resinous woods in logs, with or without the bark, of any diameter, of a maximum length of 42·9 inches. Charcoal and charred beam. Straw, or wood of wood (paille ou lame de bois). Vegetables : Fresh Salted or pickled.	" " " " 100 lbs. N. W.	0 03·9 0 26 0 13·2 0 06·6 1 32 1 32	0 02·6 0 18 0 08·8 0 04·4 0 52·7 1 05	Rough woods intended for the manufacture of hoops are included in this number. On proof being furnished to the Customs Adminis- tration of arrival of the wood in the paper- pulp manufactories, and that such wood is being worked. Not including the internal revenue tax for vege- tables preserved in vinegar.
164 165	Fodder. Bran from any kind of cereal.	100 lbs. G. W. "	1 75 0 06·6 0 05·3	1 40 0 04·4 0 05·3	Hay is included in this item.

## SESSIONAL PAPER No. 10\*

168.....	Cellulose pulp (wood pulp):— Mechanical:—Dried.....	100 lbs. G. W.....	0 13 2 0 06 6 0 22 1	0 08 8 0 04 4 0 17 5	Not including the internal revenue tax. Products of which alcohol is a component part, are, in addition to the Customs duties, subject to the internal revenue tax on the alcohol used, according to the regulations determined upon by the Advisory Committee of Arts and Manufactures. Provided that the importation of such mineral waters has been authorized.
174.....	Chemical.....	".....			
	Spirits: Brandy:— Bottled.....	Gallon.....	0 70 2	0 61 4	
	Other than bottled.....	Gallon of pure alcohol.....	0 70 2 0 70 2	0 61 4 0 61 4	
	Other.....	".....			
	Excise duty in addition:— Spirits all kinds—\$1.93 per gallon.				
174 quarter.	Mineral waters (receptacles included).....	100 lbs. G. W.....	1 75	Free.	
178 ter.....	Emery on paper or tissues, grindstones and whetstones	100 lbs. N. W.....	4 39	2 63	
185.....	Emery on paper or tissues, grindstones and whetstones	100 lbs. G. W.....	0 06 6 0 04 4	0 04 4 0 02 2	
190.....	Cement: Slow.....	".....	0 01 05	0 01 05	
	Quick.....	".....	0 01 05	0 01 05	
	Coal—Coal or Coke.....	1,000 ".....			Minimum rate on G. W. not N. W.
	Cinders of.....	".....			
205.....	Cast-iron.....	".....			
	Powdery iron and pig iron containing less than 25 p.c. of manganese.....	100 ".....	0 17 5	0 13 2	
	Pig-iron containing more than 25 p.c. of manganese, ferro-silicon containing more than 5 p.c. of silicon, rich silico-spiroed iron containing at least 30 p.c. of silicon and manganese, chromic iron containing 10 p.c. or more of chromium, ferro-aluminum containing 10 p.c. or less of aluminum.....	".....	0 41 8	0 30 9	
	Pig-iron containing more than 10 p.c. and less than 20 p.c. of aluminum.....	".....	0 79	0 65 8	
206.....	Wrought iron, crude, in blooms, prisms or bars:— Containing 4 p.c. or more of dross.....	".....	0 41	0 39 4	
	Other.....	".....	0 52 7	0 44	
207.....	Iron, drawn in bars, angle and T iron, axles and tyres in the rough.....	".....	0 52 7	0 44	
210.....	Sheet and plate iron:— Rolled or hammered, flat, more than .039 inches in thickness:— Not cut.....	".....	0 65 8 0 70	0 61 4 0 65 8	
	Not cut.....	".....			
	Sheet iron, thin, and black iron plates, flat, more than .0234 of an inch and up to .039 of an inch in thickness:— Not cut.....	".....			
	Not cut.....	".....			
	Sheet iron, thin, and black iron plates, flat, of .0234 of an inch or less in thickness:— Not cut.....	100 lbs. N. W.....	0 87 7 0 96 5	0 79 0 87 7	
	Not cut.....	".....			
	Not cut to any shape.....	".....	0 96 5 1 05	0 87 7 0 96 5	



SCHEDULE A.—Continued.  
STATEMENT showing Canadian Products enjoying the benefit of the Minimum Tariff of France, &c.—Continued.

Number French Tariff.	Articles.	Unit of Quantity.	FRENCH TARIFF.		Remarks.
			Maximum.	Minimum.	
			cts.	cts.	
212	Iron or steel wire, whether tinned, coppered, zinc-plated, galvanized or not :— More than .078 of an inch in diameter, . . . . . More than .039 of an inch up to .078 of an inch in diameter, inclusive, . . . . . From .0195 of an inch to .039 of an inch in diameter, inclusive, . . . . . Less than .0195 of an inch in diameter, . . . . . Rails of iron and steel, . . . . . Steel in bars :— Ingots, . . . . . Blooms or billets, . . . . . Other, of all kinds, . . . . .	100 lbs. G.W. 100 lbs. N.W. " 100 lbs. G.W.	0 70 0 96.5 1 14 1 43 0 61.4 0 52.7 0 61.4 0 61.4	0 61.4 0 87.7 1 05 1 75 0 52.7 0 44 0 52.7 0 52.7	Minimum rate on G.W. not N.W.
214	Steel :— Axles and tyres, rough . . . . . In sheets or bands :— Brown, hot-rolled :— More than .039 of an inch in thickness :— Not cut . . . . . Cut to any shape . . . . . More than .0234 of an inch and up to .039 of an inch in thickness, inclusive— Not cut . . . . . Cut to any shape . . . . . Of .0234 of an inch or less in thickness— Not cut . . . . . Cut to any shape . . . . . White, cold-rolled, of any thickness— Not cut . . . . . Cut to any shape . . . . .	" " " " 100 lbs. N.W. " " "	0 87.7 0 65.8 0 83.2 0 70 0 87.7 0 96.5 1 05 1 67 1 75 Free.	0 70 0 61.4 0 79 0 65.8 0 83.2 0 87.7 0 96.5 1 32 1 44 Free.	These duties are only applicable to steel fit for tempering ; other steel is subject to the same duties as iron, whatever be the quantity of scrap it contains. " "
216	Steel :— Axles and tyres, rough . . . . . In sheets or bands :— Brown, hot-rolled :— More than .039 of an inch in thickness :— Not cut . . . . . Cut to any shape . . . . . More than .0234 of an inch and up to .039 of an inch in thickness, inclusive— Not cut . . . . . Cut to any shape . . . . . Of .0234 of an inch or less in thickness— Not cut . . . . . Cut to any shape . . . . . White, cold-rolled, of any thickness— Not cut . . . . . Cut to any shape . . . . .	" " " " 100 lbs. N.W. " " "	0 87.7 0 65.8 0 83.2 0 70 0 87.7 0 96.5 1 05 1 67 1 75 Free.	0 70 0 61.4 0 79 0 65.8 0 83.2 0 87.7 0 96.5 1 32 1 44 Free.	Minimum rate on G.W. not N.W.
221	Copper :— Ore, . . . . . Pure or alloyed with zinc or tin— Of first fusion, cast in lumps, bars, pigs or slabs, . . . . .	106 lbs. G.W. 100 lbs. N.W.	Free. Free.	Free. Free.	

## SESSIONAL PAPER No. 10\*

		100 lbs. N.W.	1 11	0 87 7	Minimum rate on G.W. not N.W.
222	Rolled or hammered, in bars or plates— In wire of all sizes, polished or not, other than gilt or silvered. ....	"	1 11	0 87 7	"
	Aluminum bronze, crude, not containing more than 20% of aluminum. ....	"	1 14	0 87 7	"
	Gilt or silvered, in lumps or ingots, hammered, drawn, rolled, or spun on thread or on silk. ....	"	11 40	8 87	"
	Pilings and fragments of old manufactures. ....	100 lbs. G.W.	Free.	Free.	
	Lead :—				
	Ores, mattes and slag of all kinds— Containing 30% and less of metal. ....	"	Free.	Free.	
	Containing more than 30% of metal. ....	"	0 13 2	0 11	
	In crude lumps, pigs, bars or slabs— Argentiferous (containing .00025% and more of silver) . . . . .	"	0 26 3	0 22	
	Not argentiferous (containing less than .00025% of silver)— Coming from countries where argentiferous lead is exempt from export duty. ....	"	0 35	0 39 9	
	Of other origin . . . . .	"	Same duties increased by the export duty collect- ed in the country of origin.		
		"	0 61 4	0 57	
		"	0 61 4	0 57	
		"	0 35	0 30 9	
225	Alloyed with antimony, in lumps . . . . .	"	Free.	Free.	
	Hammered or rolled . . . . .	"	Free.	Free.	
	Flings and fragments of old manufactures. ....	"	Free.	Free.	
	Nickel :—	"	1 11	0 87 7	Minimum rate on G.W. not N.W.
	Ore . . . . .	"	Free.	Free.	
	Product of first fusion (cast-matte-specs) . . . . .	"	Free.	Free.	
	Refined in ingots or crude lumps. ....	"	Free.	Free.	
	Pure, hammered, rolled or drawn . . . . .	"	Free.	Free.	
	Alloyed with copper with or without zinc— In ingots or crude lumps. ....	100 lbs. G.W.	0 87 7	0 65 8	
	Hammered, rolled, drawn . . . . .	100 lbs. N.W.	2 02	1 51	
227	Antimony :—	100 lbs. G.W.	Free.	Free.	
	Ore . . . . .	"	Free.	Free.	
	Gray ore, smelted . . . . .	"	0 52 7	0 52 7	
228 bis.	Metallic or regains . . . . .	"	0 44	0 26 3	
282	Extract of chestnut wood and other tannic vegetable saps, liquid or solid. ....	"			
	Chemical products not mentioned :— Of an alcoholic basis. ....	"			
			Duties to be established by the Advisory Board of Arts and Manufac- tures according to the quantity of alcohol en- tering in their composi- tion; in no case can the Customs duty be less than 5% ad valorem.	Not including the Internal Revenue Tax on alcohol.	

## SCHEDULE A.—Continued.

STATEMENT showing Canadian Products enjoying the benefit of the Minimum Tariff of France, &amp;c.—Continued.

Number French Tariff.	Articles.	Unit of Quantity.	FRENCH TARIFF.		Remarks.
			Maximum.	Minimum.	
382	<i>Chemical products not mentioned—Con.</i>				
315	<i>Other (includes calcium carbide).</i>				
	Compound medicines:—				
	Distilled waters				
	Alcoholic			5%	
316	Non alcoholic	100 lbs. N.W.	Pay as brandy (Item 174) 1 05		With faculty of conversion into equivalent specific duties.
	Compound medicines:—				
	Not specified—				
	Mentioned in an official pharmacopoeia				Minimum rate on G.W. not N.W.
318	Not mentioned in any such pharmacopoeia				
324	Starch	100 lbs. N.W.	Specific duties to be fixed by the Superior School of Pharmacy at the rate of 20% of the value.		
	Isinglass, glue manufactured from tendons of whales, and other similar glues		Prohibited. 1 93	1 58	
361	Incandescent electric lamps:—		4 39	3 51	
	With fittings				
	Without fittings		35 10	30 70	
Ex 363	Yarns of hemp not glazed, pure and raw in skeins up to 5468 yards of single thread to the kilogramme, for the manufacture of fishing lines and nets, and of cordage—		70 20	61 40	
	In skeins of 2187 yards or less.				
	In skeins of more than 2187 yards but not exceeding 5468 yards.		1 84	1 40	
Ex 363 bis	Yarns of hemp not glazed, twisted, unbleached in skeins up to 5468 yards single thread to the kilogramme for the manufacture of fishing lines and nets, and of cordage:—		2 11	1 58	
	In skeins of 2187 yards or less.				
	In skeins of more than 2187 yards but not exceeding 5468 yards.		2 37	1 82	
			2 72	2 06	

## SESSIONAL PAPER No. 10\*

Ex 366 bis	Minimum rate on G.W., not N.W.	Maximum rate on G.W., not N.W.
461	1 10	0 87 7
462	1 11	0 87 7
463	1 32	1 05
464	3 16	2 63
465	6 32	5 26
466	1 11	0 87 7
467	1 05	0 79
468	1 67	1 10
469	3 95	3 16
470	2 20	1 75
471	7 89	6 14
472	4 39	2 20
473	5 26	2 81
474	3 51	1 58
475	7 02	4 39
476	15 35	10 97
477	24 12	15 35
478	0 48 2	0 38 6
479	0 48 2	0 28 9
480	0 19 3	0 14 5
481	0 19 3	0 09 7
482	0 28 9	0 14 5
483	0 48 6	0 19 3
484	0 48 2	0 24 1
485	8 77	5 26
486	6 19	5 26

## SCHEDULE A—Continued.

STATEMENT showing Canadian Products enjoying the benefit of the Minimum Tariff of France.—Continued.

Number French Tariff.	Articles.	Unit of Quantity.	FRENCH TARIFF.		Remarks.
			Maximum.	Minimum.	
			¢	cts.	
492.	Peltries : Prepared or in sewn pieces :— Sea lions and sea otters, seals and blue backs, gray squirrels and pouches of gray squirrels, ham- sters and white rabbits, astrakhan, clouded and curled in skins and "touloupes," white hares and pouches of white hares ; goats, in skins and covers ; sheep and mouflons of the Caucasus in skins and covers.....	100 lbs. G. W. 100 lbs. N. W.	Free. 8 77	Free. 8 77	
493.	Made into articles :— Common.....	"	17 54	14 04	
	Fine.....	"	57 00	43 85	
512.	Locomotives, traction engines— Ordinary gauge.....	"	1 75	1 32	
	Narrow ".....	"	2 11	1 58	
513.	Tenders for locomotives— Ordinary gauge.....	"	1 32	0 87 7	
	Narrow gauge.....	"	1 58	1 05	
522.	Agricultural machinery (motors not included).....	"	1 32	0 79	
523.	Sewing machines— Stands and transmission gear.....	"	0 87 7	0 70	
	Machines proper.....	"	4 39	3 07	
524.	Dynamics :—Weighing— 11,020 lbs. and upwards and containing :— At least 50% of gray cast iron or cast steel..... Less than 50%.....	"	2 63	1 14	
	From 4,408 lbs. inclusive to 11,020 lbs. exclusive and containing :— At least 50% of gray cast iron or steel..... Less than 50%.....	"	2 63	1 75	
	From 2,204 lbs. inclusive to 4,408 lbs. exclusive.....	"	2 63	1 75	
	From 110 lbs. inclusive to 2,204 lbs. exclusive.....	"	3 95	2 63	
	From 22 lbs. inclusive to 110 lbs. exclusive.....	"	10 52	7 02	
	From 11 lbs. inclusive to 22 lbs. exclusive.....	"	13 16	8 77	
	Less than 11 lbs.....	"	13 16	9 65	



## SESSIONAL PAPER No. 10\*

Ex. 525	Typetting machines known as linotypes— Heavy, weighing more than 2,204 lbs. Medium, weighing 551 lbs. to 2,204 lbs. Small and of precision, weighing less than 551 lbs.	100 lbs. N. W.	0 87 7 1 40 4 39
Ex. 525 bis.	General machinery, transmission gearing, balances, scales, presses, lifting apparatus, apparatus not mentioned driven by mechanical power.	"	
Ex. 526 quater.	Gas buoys in iron or steel plate of over .039 of an inch in thickness, not galvanized or tinned	"	
534	Springs of wrought steel for carriages, railway carriages and locomotives, not polished.	1 32	0 87 7
536	Dynamo-conductors: Weighing— 4,408 lbs and upwards From 2,204 lbs. inclusive to 4,408 lbs. exclusive. From 440.8 lbs. inclusive to 2,204 lbs. exclusive. From 110 lbs. inclusive to 440.8 lbs. exclusive. From 22 lbs. inclusive to 110 lbs. exclusive. From 11 lbs. inclusive to 22 lbs. exclusive. Less than 11 lbs.	1 65 1 58 4 39 4 39 8 77 13 16 13 16 13 16 13 16	0 70 1 05 2 20 2 63 3 51 4 39 7 02 8 77 9 65 7 02
536 bis.	Are lamps known as regulators	"	
537	Tools with or without handles Of pure iron. Of steel or of iron tipped with steel. Of copper.	1 58 2 37 3 07	1 05 1 93 2 63
541	Wire gauze, of iron or steel Of wire exceeding .078 of an inch in diameter. Of wire exceeding .039 of an inch up to .078 of an inch in diameter. Of wire .0195 of an inch and up to .039 of an inch in diameter. Of wire less than .0195 of an inch in diameter.	" " " " "	Minimum rate on G. W., not N. W. 0 70 0 96 5 1 14 1 84
542	Wire gauze of copper or brass Ordinary. For paper machines such gauze weighing per square yard More than .32 lbs. .32 lbs. or less.	2 63 5 26 13 16	1 75 3 51 8 77
552	Railway chairs, plates or other castings from the open mould.	100 lbs. G. W.	0 21 9
554	Iron castings for machinery or for ornaments Weighing more than 110 lbs. each Weighing from 11 to 110 lbs.	" "	0 35 0 44
557	Rough articles of malleable cast iron, of wrought iron and of cast steel Weighing more than 6.6 lbs. Weighing from 2.2 lbs. to 6.6 lbs. Weighing 2.2 lbs. and less.	" " "	0 52 7 0 70
558 4 <sup>er</sup> .	Iron work for carriages and especially such as enters into the construction of railway rolling stock.	100 lbs. N. W. " " "	0 70 1 32 1 58 0 87 7
			Minimum rate on G. W., not N. W. Minimum rate on G. W., not N. W.



SESSIONAL PAPER No. 10\*

592.....	Of cabinetmakers' wood— Carved, inlaid, ornamented with copper, gilt or lacquered of any kind of wood. Other than chairs— Veneered with any kind of wood— Neither carved, inlaid, ornamented with copper, gilt nor lacquered..... Carved, inlaid, ornamented with copper, gilt or lacquered.....	100 lbs. N.W..... " " " "	1 75 2 63 1 67 3 07 0 52 7	1 23 1 75 1 32 2 63 0 44
592 bis.....	Massive— Of common wood..... Of cabinetmakers' wood— With or without mouldings, but neither carved, inlaid, ornamented with copper, gilt nor lacquered..... Carved, inlaid, ornamented with copper, gilt or lacquered..... Upholstered in any manner.....	100 lbs. G.W..... 100 lbs. N.W..... " "	1 14 2 63 20% 15% In addition to the above duties according to the category.	0 87 7 Minimum rate on G.W. not N.W. 1 75 0 59 0 17 5 0 44 0 30 8 1 75 1 10
597.....	Builders' and cartwrights' wood, shaped— Hardwood..... Softwood.....	" "	0 30 8 0 26 3	0 59 0 17 5
600.....	Wood, planed, grooved and (or) tongued, planks, strips and veneers for parquetry, planed, grooved and (or) tongued— Of oak or other hardwood..... Of fir or other softwood.....	" "	0 52 7 0 44	0 44 0 30 8
601.....	Doors, windows, wainscoting and other carpenters' work, fitted together or not Of hardwood..... Of softwood.....	" "	2 20 1 32	1 75 1 10
602.....	Small wooden wares— Boxes of white wood, wood shaped for brushes, and small handles for tools, less than 3 9 inches in length..... Bobbins for spinning and weaving, tubes, skewers, "bobs," spindles, "bas-ties" Not exceeding 3 9 inches in length..... Exceeding 3 9 inches in length..... Small reels of common wood, for sewing thread, neither varnished nor painted..... Other articles: Not varnished..... Varnished.....	" " " " 100 lbs. G.W..... " 100 lbs. N.W.....	3 51 1 39 1 32 0 87 7 0 87 7 1 40 2 20 2 63 2 63	1 75 2 63 0 87 7 Minimum rate on G.W. not N.W. 0 66 0 66 1 05 1 32 1 75 1 75
602 bis.....	Wood-turners' wares— Not varnished.....	"	2 20	1 32
602 ter.....	Varnished.....	"	2 63	1 75
603.....	Wood squared for shuttles less than 1 102 lbs. in weight.....	"	2 63	1 75

SCHEDULE A.—*Concluded.*  
STATEMENT showing Canadian Products enjoying the benefit of the Minimum Tariff of France, &c.—*Concluded.*

Number French Tariff.	Articles.	Unit of Quantity.	FRENCH TARIFF.		Remarks.
			Maximum.	Minimum.	
			\$ cts.	\$ cts.	
603 bis.....	Shuttles for any kind of weaving, finished or not.....	100 lbs. N.W....	8 77	5 26	
603 quater.....	Other articles of wood.....	".....	1 32	1 10	
Ex. 604. ....	Pianos— Upright.....	Each.....	11 58	9 65	
	Grand.....	".....	16 41	11 48	
	Organs, harmoniums, instruments with free metallic reeds, with one or several stops, weighing (includ- ing the packing)— Less than 66 lbs.....	".....			
	66 lbs. but less than 110 lbs.....	".....	2 51	1 93	
	110 " " 220 lbs.....	".....	5 02	3 86	
	220 " " 330 ".....	".....	10 01	7 72	
	330 " " 374 ".....	".....	17 56	15 51	
	374 " " 440 ".....	".....	25 09	19 30	
	440 " " 660 ".....	".....	37 64	28 95	
	660 lbs. and more.....	".....	50 18	38 60	
	Church organs, complete and detached parts thereof (including the packing).....	".....	62 73	48 25	
Ex. 605. ....	Accessories and detached parts of musical instruments above mentioned (Ex. 604)— Cardboard and paper perforated.....	100 lbs. G.W....	5 26	3 95	
	Pedals.....	100 lbs. N.W....	17 54	13 16	
	Detached parts of handle-worked pipe organs, of handle-worked reed organs and of harmoniums.....	Each.....	10 01	7 72	
	Dumb pipes for organs— Of full.....	100 lbs. N.W....	3 95	3 07	
	Of staff.....	".....	3 51	2 63	
	Not specially mentioned.....	".....	2 20	1 75	
			As articles of wood, metal, &c., according to the substance from which manufactured.		
Ex. 614. ....	Carriages (not for rail uses)— Carriages, properly so-called— Carriages weighing 275 lbs. or more.....	".....	5 26	4 39	
	Carriages weighing less than 275 lbs.....	".....	13 16	10 52	
	Velocipedes and parts thereof.....	".....	21 93	19 29	

## SESSIONAL PAPER No. 10\*

Carts for trade, agricultural purposes and transport—				
Hung on springs.....	100 lbs. N.W.	1 32	1 05	
Not hung on springs.....	100 lbs. G.W.	0 70	52 7	
Tramway cars—				
Ordinary gauge.....	100 lbs. N.W.	1 75	1 40	
Narrow.....	"	2 20	1 75	
Bodies, or parts of bodies for tramway cars.....	"	1 75	1 40	
Seagoing ships of wood.....	Per ton burden, (French tonnage)	0 97	0 39	
Hulls of seagoing ships of wood.....	Per ton burden, (French tonnage)	0 97	0 39	
River boats of any size, of wood.....	Per ton burden, (French tonnage)	2 32	1 93	
620 Manufactures of India-rubber and gutta-percha—				
Sheets of India-rubber pure, not vulcanized, and	100 lbs. N.W.	5 26	3 51	
threads of vulcanized India rubber.....	"	21 93	17 54	
In elastic tissues.....	"	21 93	17 54	
Applied upon tissues in the piece.....	"			
Special India-rubber tissues, for cards without the	"	7 89	6 14	
teeth.....	"	26 31	21 93	
Clothing made up.....	"			
Boots and shoes lined with felt, wool or stuffs	"	13 16	8 77	
mixed with wool.....	"			
Boots and shoes lined with stuffs, of cotton, hemp or	"	10 52	7 02	
linen.....	"			
Ficting, hose, valves and other articles of India-	"			
rubber or gutta-percha, pure or mixed, supple or	"			
hard, combined or not with tissues or other	"			
materials.....	"	7 89	6 14	
Articles of asbestos, spun, felted, woven or moulded,	"			
with or without admixture of textile or mineral	"	6 14	4 39	
substances.....	"			
620 Mica in sheets or flakes, articles in mica, 'Micanite,'	"			
and agglomerates of mica, mica paper and	"	6 14	3 07	
tissues.....	"	6 58	5 26	
616 Typewriters without milled parts.....	"			



## SCHEDULE B.

STATEMENT showing French products enjoying the benefit of the Intermediate Tariff of Canada under Convention between Canada and France signed, at Paris Sept. 9, 1907, with British Preferential, Intermediate or Treaty and General Tariff Rates of duties thereon.

NOTE 1.—Articles in italics are those on which duties are identical in the General and Intermediate Tariff.

NOTE 2.—Abbreviation: n.o.p. means "not otherwise provided for" elsewhere in the Canadian Tariff.

NOTE 3.—The numbers of the Tariff items have reference to the present Canadian Tariff.

NOTE 4.—The term "Ex" in the case of the number of an item means a part of the item to which the number refers.

Number Canadian Tariff.	Articles.	CANADIAN TARIFF.			Remarks.
		British Preferential.	Intermediate or Treaty Duty.	General.	
8	Canned meats, canned poultry and game; extracts of meats and fluid beef not medicated, and soups of all kinds.	ad val.			
17	<i>Cheese.</i>	17½ %	25 %	27½ %	
23	Preparations of cocoa or chocolate, n.o.p.	2 cts.	3 cts.	3 cts.	
67	Macaroni and vermicelli.	22½ %	32½ %	35 %	
72	Garden, field and other seeds for agricultural and other purposes, n.o.p., sun-flower, canary, hemp and milled seed, when in packages weighing over one pound each.	75 cts.	\$1.00	\$1.25	
78	Florist stock, viz.:—Palms, ferns, rubber plants (Ficus), gladiolus, cannas, dahlia and peonies.	5 %	10 %	10 %	
81	Trees, viz.:—Apple, cherry, peach, pear, plum and quince, of all kinds, and small peach trees known as June birds.	15 %	22½ %	25 %	
82	Grape vines; gooseberry, raspberry, currant and rose bushes; fruit plants, n.o.p.; trees, plants and shrubs, commonly known as nursery stock, n.o.p., of the packages or cans to be included.	2 cts.	2½ cts.	3 cts.	
Ex 86	Tomatoes and cooked corn in cans or other air-tight packages, n.o.p., the weight of the packages or cans to be included.	12½ %	17½ cts.	20 %	
88	Pickles, sauces and catsups.	1 ct.	1½ cts.	1½ cts.	
94	Dates and figs, dried.	25 %	52½ %	55 %	
99	Prunes and dried plums, unpitted; raisins and dried currants.	40 cts.	55 cts.	62½ cts.	
105	Fruit in air-tight cans or other air-tight packages, n.o.p., the weight of the cans or other packages to be included in the weight for duty.	½ cts.	¾ ct.	1 ct.	
109	Almonds, walnuts, Brazil nuts, pecans and shelled peanuts, n.o.p.	1½ cts.	2 cts.	2½ cts.	
112	Nuts of all kinds, n.o.p.	1½ cts.	2 cts.	3 cts.	
114	Nuts, shelled, n.o.p.	3 cts.	3½ cts.	4 cts.	
Ex 120	Anchovies, sardines, sprats, and other fish, packed in oil or otherwise, in tin boxes, the weight of the tin box to be included in the weight for duty:— (a) When weighing over twenty ounces and not over thirty-six ounces each (b) When weighing over twelve ounces and not over twenty ounces each (c) When weighing eight ounces each or less.	3½ cts.	5 cts.	6 cts.	
		1½ cts.	4 cts.	4½ cts.	
			2 cts.	2½ cts.	

SESSIONAL PAPER No. 10\*

121	Fish preserved in oil, n.o.p.				
141	Sugar candy and confectionery of all kinds, including sweetened gums, candied peel, candied pop-corn, candied fruits, candied nuts, flavouring powders, custard powders, jelly powders, sweetmeats, sweetened breads, cakes, pies, puddings and all other confections containing sugar				
152	Lime juice and other fruit syrups and fruit juices, n.o.p.				
156	<i>Ethyl alcohol, or the substance commonly known as alcohol, hydrated oxide of ethyl or spirits of wine, n.o.p.; gin of all kinds, n.o.p.; rum, whiskey and all spirituous or alcoholic liquors, n.o.p.; any alcohol or fruit oil, or any substance known as potato spirit or potato oil; methyl alcohol, wood alcohol, wood naphtha, pyroelectric spirit or any substance known as wood spirits or methalated spirits, absolute, arack or palm spirit, brandy, including artificial brandy and imitations of brandy, n.o.p.; cordials and liquors of all kinds, n.o.p.; mescal, pitche, rum, shrub, schiedam and other schnapps; tafia, angostura and similar alcohol; bitters or beverages; and wines, n.o.p., containing more than forty per cent of proof spirit.</i>	ad val.	30 %	30 %	35 %
	Provided, as to all the goods specified in this item when of less strength than the strength of proof, that no reduction or allowance shall be made in the measurement thereof for duty purposes, below the strength of fifteen per cent under proof.	ad val.	22½ %	32½ %	35 %
	Provided also, that when the goods specified in this item are of greater strength than the strength of proof, the measurement thereof and the amount of duty payable thereon shall be increased in proportion for any greater strength than the strength of proof.	ad val.	15 %	17½ %	20 %
	Provided further, that bottles and flasks and packages of gin, rum, whiskey and brandy of all kinds, and imitations thereof, shall be held to contain the following quantities (subject to the provisions for addition or deduction in respect of the degree of strength), viz.:	ad val.	22½ %	32½ %	35 %
	Bottles, flasks and packages, containing not more than three-fourths of a gallon per dozen, as three-fourths of a gallon per dozen;	gall. of the strength of proof.	\$2.40	\$2.40	\$2.40
	Bottles, flasks and packages, containing more than three-fourths of a gallon but not more than one gallon per dozen, as one gallon per dozen;				
	Bottles, flasks and packages, containing more than one gallon but not more than one and one-half gallon per dozen, as one and one-half gallon per dozen;				
	Bottles, flasks and packages, containing more than one and one-half gallon but not more than two gallons per dozen, as two gallons per dozen;				
	Bottles, flasks and packages, containing more than two gallons but not more than two and four-fifths gallons per dozen, as two and four-fifths gallons per dozen;				
	Bottles, flasks and packages, containing more than two and four-fifths gallons but not more than three gallons per dozen, as three gallons per dozen;				
	Bottles, flasks and packages, containing more than three gallons but not more than three and one-fifth gallons per dozen, as three and one-fifth gallons per dozen.				
	Provided further, that bottles or phials of liquors for special purposes, such as samples not for sale to the trade, may be entered for duty according to actual measurement, under regulations prescribed by the Minister of Customs.				
159	<i>Spirits and strong waters of any kind, mixed with any ingredient or ingredients, as being or known or designated as anodynes, diarses, essences, extracts, lotions, tinctures, or medicines, or ethereal and spirituous fruit essences, n.o.p.</i>	gall.	\$2.40 & 30 %	\$2.40 & 30 %	\$2.40 & 30 %

SCHEDULE B—Continued.

STATEMENT showing French Products enjoying the benefit of the Intermediate Tariff of Canada, &c.—Continued.

Number Canadian Tariff.	Articles.	CANADIAN TARIFF.			Remarks.
		British Preferential.	Intermediate or Treaty Duty.	General.	
160	Alcoholic perfumes and perfumed spirits, <i>lawn rose, cologne and lavender waters, hair, tooth and skin washes, and other toilet preparations containing spirits of any kind:—</i> (a) <i>When in bottles or flasks containing not more than four ounces each</i> ..... (b) <i>When in bottles, flasks or other packages containing more than four ounces each</i> .....	50 % \$2.40 & 40 %	50 % \$2.40 & 40 %	50 % \$2.40 & 40 %	
162	<i>Medicinal or medicated wines, including vermouth and ginger wine, containing not more than forty per cent of proof spirits.</i> .....	50 %	50 %	50 %	ad val.
180	Photographs, chromos, chromatypes, artotypes, oleographs, paintings, drawings, pictures, decalcomania transfers of all kinds, engravings or prints or proofs therefrom, and similar works of art, n.o.p.; blue prints, building plans, maps and charts, n.o.p. ....	15 %	22½ %	25 %	ad val.
213	Acid, acetic and pyroligneous, n.o.p., and vinegar:—of any strength not exceeding the strength of proof ..... —and in addition thereto, for each degree of strength in excess of the strength of proof .....	10 cts. 1½ cts.	12½ cts. 1¾ cts.	15 cts. 2 cts.	gall. degree.
Ex. 220	Provided that the strength of proof shall be held to be equal to six per cent of absolute acid, and shall be determined in the manner prescribed by the Governor in Council. <i>All medicinal, chemical and pharmaceutical preparations, compounded of more than one substance, including patent and proprietary preparations, tinctures, pills, powders, troches, lozenges, syrups, cordials, bitters, anodynes, tonics, plasters, liniments, salves, ointments, juleps, drops, waters, essences and oils n.o.p.:—</i> (a) <i>When dry</i> ..... (ex b) <i>Others containing alcohol</i> .....	20 % 50 %	25 % 50 %	25 % 50 %	ad val. ad val.
225	Provided that drugs, pill mass and preparations, not including pills or medicinal plasters, recognized by the British or the United States pharmacopoeia or the French Codex as official, shall not be held to be covered by this item.	\$2.40 & 30 % 22½ %	\$2.40 & 30 % 32½ %	\$2.40 & 30 % 35 %	gall. ad val.
230	Soap powders, powdered soap, mineral soap, and soap, n.o.p. .... Castile soap .....	1 ct.	1 ct.	2 cts.	lb.

SESSIONAL PAPER No. 10\*

232	Glue, liquid, powdered or sheet, and mucilage, gelatine, casein, adhesive paste and isinglass . . . . .	ad val.	17½	25	27½
233	Pomades, French or flower odors, preserved in fat or oil for the purpose of conserving the odors of flowers which do not bear the heat of distillation, when imported in tins of not less than ten pounds each . . . . .	ad val.	10	12½	15
234	Perfumery, including toilet preparations, non alcoholic, viz.:—hair oil, tooth and other powders and washes, pomatums, pastes and all other perfumed preparations, n.o.p., used for the hair, mouth or skin . . . . .	ad val.	25	32½	35
236	Antiseptic surgical dressing, such as absorbent cotton, cotton wool, lint, lamb's wool, tow, lute, gauzes and cakum, prepared for use as surgical dressings, plain or medicated; surgical trusses, pessaries and suspensory bandages of all kinds . . . . .	ad val.	12½	17½	20
237	Celluloid, moulded into sizes for handles of knives and forks, not bored nor otherwise manufactured; moulded celluloid balls and cylinders, coated with tuffol or not, but not finished or further manufactured; and celluloid lamp shade blanks and comb blanks . . . . .	ad val.	5 12½ 15 5 15	7½ 17½ 22½ 7½ 27½	10 20 25 10 30
256	Printing ink . . . . .				
257	Writing ink . . . . .				
261	Essential oils, n.o.p. . . . .				
264	Tableware of china, porcelain, white granite or ironstone . . . . .				
287	Cement, Portland, and hydraulic or water lime, in barrels, bags, or casks, the weight of the package to be included in the weight for duty . . . . .				
290	Electric light carbons and points, of all kinds, n.o.p. . . . .	100 lbs.	8 cts.	11 cts.	12½ cts.
316	Common and colourless window glass . . . . .	ad val.	22½	32½	35
318	Plate glass, not bevelled, in sheets or panes not exceeding seven square feet each, n.o.p. . . . .	ad val.	7½	12½	15
320	Plate glass, not bevelled, in sheets or panes exceeding seven square feet each, and not exceeding twenty-five square feet each, n.o.p. . . . .	ad val.	7½	10	10
321	Silver glass, bevelled or not and framed or not . . . . .	ad val.	15	25	27½
323	Articles of glass, not plate or sheet, designed to be cut or mounted; and manufactures of glass, n.o.p. . . . .	ad val.	22½	30	35
326a	Manufactures of lead, n.o.p. . . . .	ad val.	15	20	22½
330	Brass and copper nails, tacks, rivets and burs or washers; bells and gongs, n.o.p.; and manufactures of brass or copper, n.o.p. . . . .	ad val.	20	27½	30
352	Manufactures of aluminum, n.o.p. . . . .	ad val.	15	22½	25
354	Gold, silver and aluminum leaf; Dutch or schlag metal leaf; bronze and bronze powders . . . . .	ad val.	15	25	27½
356	Articles consisting wholly or in part of sterling or other silverware, nickel-plated ware, gilt or electroplated ware, n.o.p.; manufactures of gold and silver, n.o.p. . . . .	ad val.	22½	30	35
366	Watch actions and movements, and parts thereof, finished or unfinished, including winding bars and sleeves . . . . .	ad val.	10	12½	15
368	Clocks, watches, time recorders, clock and watch keys, clock cases and clock movements . . . . .	ad val.	20	27½	30
418	Wire cloth, or woven wire of brass or copper . . . . .	ad val.	17½	22½	25
419	Needles, of any material or kind, and pins manufactured from wire of any metal, n.o.p. . . . .	ad val.	20	27½	30
420	Hooks and clasps of iron, steel, brass or copper, of all kinds, n.o.p. (not being jewellery) . . . . .	ad val.	20	27½	30
426	Knives and forks and all other cutlery, of steel, plated, or not, n.o.p. . . . .	ad val.	20	27½	30



## SCHEDULE B—Continued.

STATEMENT showing French products enjoying the benefit of the Intermediate Tariff of Canada, &amp;c.—Continued.

Number Canadian Tariff.	Articles.	CANADIAN TARIFF.			Remarks.
		British Preferential.	Intermediate or Treaty Duty.	General.	
438	Locomotives and motor cars, for railways and tramways; and automobiles and motor vehicles of all kinds. ....	22½ %	30 %	35 %	
EX 453.	Telephone and telegraph instruments, electric and galvanic batteries, electric motors, dynamos, generators, sockets, insulators of all kinds; electric apparatus, n.o.p.; and iron and steel castings, and iron or steel integral parts of all machinery above specified. ....	15 %	25 %	27½ %	
454	Manufactures, articles or wares of iron or steel or of which iron and steel (or either) are the component materials of chief value, n.o.p. ....	20 %	27½ %	30 %	
506	Manufactures of wood, n.o.p. ....	17½ %	22½ %	25 %	
512	Picture frames and photograph frames, of any material. ....	20 %	27½ %	30 %	
519	House, office, cabinet or store furniture of wood, iron, or other material, in parts or finished; wire screens, wire doors and wire windows; cash registers; window cornices and cornice poles of all kinds; hair, spring and other mattresses; curtain stretchers, furniture springs and carpet sweepers. ....	20 %	27½ %	30 %	
526	White and cream coloured lace and embroideries, of cotton or linen. ....	12½ %	17½ %	20 %	
536	Cotton or linen thread, n.o.p.; crochet and knitting cotton. ....	17½ %	22½ %	25 %	
543	Women's and children's dress goods, coat linings, Italian cloths, alpaccas, Orleans, cashmeres, henriettas, serges, bunnings, nun's cloth, bengalines, whip cords, twills, plains or jacquards of similar fabrics, composed wholly or in part of wool, worsted, the hair of the camel, alpaca, goat, or like animal, not exceeding in weight six ounces to the square yard, when imported in the gray or unfinished state for the purpose of being dyed or finished in Canada, under regulations prescribed by the Minister of Customs. ....	15 %	22½ %	25 %	
557	Fabrics, manufactures, wearing apparel and ready-made clothing, composed wholly or in part of wool, worsted, the hair of the goat or other like animal, n.o.p.; cloths, dockings, cashmeres, tweeds, coatings, overcoatings and felt cloth, n.o.p. ....	30 %	35 %	35 %	
570	Mats, door or carriage, other than metal, n.o.p. ....	25 %	30 %	35 %	
571	Carpeting, rugs, mats and matting of cocoa, straw, hemp or jute; carpet linings and stair pads. ....	17½ %	22½ %	25 %	
573a	Church vestments of any material. ....	12½ %	17½ %	20 %	
574	White cotton bobinet, plain in the web. ....	15 %	22½ %	25 %	



SESSIONAL PAPER No. 10\*

Ex 575	Braids, n.o.p.; fringes, n.o.p.; cords; elastic; tassels; handkerchiefs of all kinds; shams and curtains, when made up, trimmed or untrimmed; corner sets of all kinds; linen or cotton clothing, n.o.p.	ad val.	25	32½	35
580	Black mourning crapes.	ad val.	12½	17½	20
Ex 581	Velvets other than of pure silk, velveteens, and plush fabrics.	ad val.	17½	27½	30
597	Pianofortes, organs, and musical instruments of all kinds, n.o.p.; phonographs, graphophones, gramophones and finished parts thereof, including cylinders, and records therefor; and mechanical piano and organ players.	ad val.	20	27½	30
598	Brass band instruments; parts of pianofortes and parts of organs; and bagpipes.	ad val.	15	22½	25
603	<i>Fur skins, wholly or partially dressed, n.o.p.</i>	ad val.	10	15	15
601	Dongola, Cordovan, calf, sheep, lamb, kid or goat, kangaroo, alligator, and all leather, dressed, waxed, glazed or further finished than tanned, n.o.p.; harness leather, and chamois skin.	ad val.	12½	15	17½
611a	Boots, shoes, slippers and soles of any material, n.o.p.	ad val.	20	27½	30
618	Rubber cement and all manufactures of India-rubber and gutta-percha, n.o.p.	ad val.	15	25	27½
622	Trunks, valises, hat boxes, carpet bags, tool bags, and baskets of all kinds, n.o.p.	ad val.	20	27½	30
623	Musical instrument cases and fancy cases or boxes of all kinds, portfolios and fancy writing desks, satchels, reticules, card cases, purses, pocket books, flybooks and parts thereof.	ad val.	20½	30	35
624	Bead ornaments and ornaments of alabaster, spar, amber, terra cotta or composition; fans, dolls and toys of all kinds; statues and statuettes of any material.	ad val.	20	27½	30
627	Gloves or mitts of all kinds.	ad val.	20½	30	35
628	Braces or suspenders and finished parts thereof.	ad val.	20½	30	35
630	Foot, shoe, shirt and stay laces of any material.	ad val.	20	27½	30
633	Feathers, in their natural state.	ad val.	10	12½	15
634	Feathers and manufactures of feathers, n.o.p.; artificial feathers, fruits, grains, leaves and flowers suitable for ornamenting hats.	ad val.	20	27½	30
637	Corset clasps, buckles, blanks and sticks, and covered corset wires, cut to lengths, tipped or untipped; reed, rattan and horn, covered.	ad val.	20½	30	35
647	Jewellery of any material, for the adornment of the person, n.o.p.	ad val.	22½	30	35
648	<i>Precious stones, and imitations thereof, not mounted or set; and pearls and imitations thereof, jet, rock, split, string or not, but not set or mounted.</i>	ad val.	7½	10	10
651	Buttons of all kinds covered or not, n.o.p., including recognition buttons, and cuff or collar buttons.	ad val.	20½	30	35
652	Combs for dress and toilet, including mane combs, of all kinds.	ad val.	22½	32½	35
653	Brushes of all kinds.	ad val.	17½	25	27½
655	Lead pencils, pens, penholders and rulers of all kinds.	ad val.	15	25	27½
656	Tobacco pipes of all kinds, pipe mounts, cigar and cigarette cases, cigar and cigarette holders, and cases for the same, smokers' sets and cases thereof, and tobacco pouches.	ad val.	22½	32½	35
657	Magic lanterns and slides therefor, philosophical, photographic, mathematical and optical instruments, n.o.p., cyclometers and pedometers, and tape lines of any material.	ad val.	17½	27½	25

SCHEDULE B—Concluded.  
STATEMENT showing French Products enjoying the benefit of the Intermediate Tariff of Canada, &c.—Concluded.

Number Canadian Tariff.	Articles.	CANADIAN TRADE.			Remarks.
		British Preferential.	Intermediate or Treaty Duty.	General.	
710	Coverings, inside and outside, used in covering or holding goods imported therewith, shall be subject to the following provisions, viz.:— (a) Usual coverings, containing free goods only; usual coverings, except receptacles capable of holding liquids, containing goods subject to a specific duty only, n.o.p. (b) Usual coverings containing goods subject to any ad valorem duty, when not included in the invoice value of the goods they contain. (c) Provided that usual coverings containing goods subject to any ad valorem duty, if included in the invoice value of the goods they contain, and not charged separately on the invoice, shall be subject to the same rate of duty ad valorem as the goods they contain, and may be combined with the goods for valuation and duty on the Customs entry:— (d) Provided further that receptacles capable of holding liquids, when containing goods subject to a specific duty, shall be charged with the rate of duty to which the same would be subject if imported separately, except when the coverings and the goods contained therein are rated together in the tariff item:— (e) Provided further that usual coverings designed for use other than in the bona fide transportation of the goods they contain, shall be charged with the rate of duty to which the same would be subject if imported separately. (f) Provided also that the term coverings in this paragraph shall include packing boxes, crates, casks, cases, cartons, wrapping, sacks, bagging, rope, twine, straw or other articles used in covering or holding goods imported therewith, and the labour and charges for packing such goods, subject to regulations prescribed by the Minister of Customs.	Free.	Free.	Free.	
	ad val.	15 %	20	20	

## SESSIONAL PAPER No. 10\*

711 All goods not enumerated in this schedule (1) as subject to any other rate of duty, and not otherwise declared free of duty, and not being goods the importation whereof is by law prohibited (2), .....  
 Provided that duty shall not be deemed to be provided for by this item upon dutiable goods mentioned as 'n.o.p.' in any preceding tariff item.  
 enumerated article consists of dutiable material of chief value in any non-enumerated article shall be subject to the highest duty which would be chargeable thereon if it were composed wholly of the component material thereof of chief value, such 'component material of chief value,' being that component material which shall exceed in value any other single component material in its condition as found in the article.

ad val.

15 %

17½ %

20 %

(1) The words 'this schedule' refer to the Canadian Customs Tariff now in force.  
 (2) Are included under this number more especially, mineral waters in bottles, drugs and preparations recognized as official by the French Codex.

## SCHEDULE C.

STATEMENT showing French Products enjoying the benefit of a Special Canadian Tariff under Convention between Canada and France, signed at Paris, September 19, 1907, with British Preferential, Intermediate, General and Special Tariff Rates of duties thereon.

NOTE 1.—The term 'ex.' in the case of the number of an item means a part of the item to which the number refers.  
NOTE 2.—The numbers of the Tariff items have reference to the present Canadian tariff.

Number Cana- dian Tariff.		CANADIAN TARIFF.				Remarks.
		British Preferential.	Inter- mediate.	General.	Special Treaty Duty.	
Ex. 86.	Vegetables, tomatoes excepted, including baked beans, in cans, or other air-tight packages n. o. p., the weight of the cans or other packages, to be included in the weight for duty	1 ct.	1½ cts.	1½ cts.	1 ct.	
Ex. 120.	Anchovies, sardines, sprats, and other fish, packed in oil or otherwise, in tin boxes, the weight of the tin box to be included in the weight for duty:— (c) When weighing over eight ounces, and not over twelve ounces each	2 cts.	3 cts.	3½ cts.	2 cts.	
Ex. 163.	Wines of the fresh grape of all kinds not sparkling, imported in barrels or in bottles:— (a) containing 20% or less proof spirit (1). (b) containing more than 20% (1) and not more than 23% proof spirit (3). (c) containing more than 23% and not more than 26% of proof spirit. For each degree in excess of 26% of proof spirit until the strength reaches 40% of proof spirit.	25 cts. 25 cts. 25 cts.	25 cts. 25 cts. 25 cts.	25 c. and 30% 25 c. and 30% 25 c. and 30%	15 cts. (a) 20 cts. (a) 25 cts.	(1) Or 11° 6 by centesimal alcoholometer. (2) Or 13° 3 by centesimal alcoholometer. (3) Equal to .946 of a litre. (4) " " .473 "
Ex. 165.	Provided that six quarts (3) bottles, or twelve pint (4) bottles, shall be held to contain a gallon for duty purposes under this item. Champagne and all other sparkling wines in bottles containing:— (a) not more than a quart, but more than a pint (old wine measure). (b) not more than a pint, but more than one half pint (old wine measure). (c) one half pint or less. (d) over one quart (old wine measure).	3 cts. \$3.30 \$1.65 82 cts. \$1.50	3 cts. \$3.30 \$1.65 82 cts. \$1.50	3 cts. \$3.30 & 30% \$1.65 & 30% 82 c. & 30% \$1.50 & 30%	3 cts. \$3.30 \$1.65 82 cts. \$1.50	

## SESSIONAL PAPER No. 10\*

Ex. 169.	Books, viz.: Novels or works of fiction, or literature of a similar character, unbound or paper bound or in sheets, in the French language, but not to include Christmas annuals, or publications commonly known as juvenile and toy books	15	22½%	25%	15%
Ex. 171.	Books, printed, periodicals and pamphlets, or parts thereof, in the French language, n. o. p.; not to include blank account books, copy books, or books to be written or drawn upon	5	10	10	5
Ex. 220.	All medicinal, chemical and pharmaceutical preparations, compounded of more than one substance, including patent and proprietary preparations, tinctures, pills, powders, troches, lozenges, syrups, cordials, lofers, anodynes, tonics, plasters, liniments, salves, ointments, pastes, drops, waters, essences, and oils, n. o. p. Ex. (b) All other than dry, and not containing alcohol	50	50	50	25% (a)
262.	Olive oil, n. o. p.				
Ex. 575.	Embroideries, n. o. p.; lace, n. o. p.; collars or collarettes in lace and all manufactures of lace; nettings of cotton, linen, silk, or other material, n. o. p.	15	20%	20	15%
Ex. 581.	Velvets of pure silk and silk fabrics	25	32½%	35%	27½%
582.	Ribbons of all kinds, and materials	17½	27½%	30%	20%
583.	Manufactures of silk or of which silk is the component part of chief value, n. o. p.	22½	32½%	35%	25%
		30	35%	37½%	32½%

(a) It is proposed that these reduced rates shall apply to like imports from all British countries.





# INDEX

(See also Table of Contents)

## TRADE OF FOREIGN COUNTRIES

	Page.
Imports and Exports by Countries—Values.	
British Empire—	
Great Britain.....	2
Australian Commonwealth.....	49
Barbados.....	59
British Guiana.....	62
British India.....	66
British South Africa.....	72
Ceylon.....	78
Fiji.....	83
Gold Coast.....	86
Grenada.....	89
Jamaica.....	92
Lagos.....	95
Mauritius.....	98
Newfoundland (including Labrador).....	103
New Zealand.....	107
Sierra Leone.....	111
Straits Settlements.....	114
Trinidad.....	115
Foreign Countries—	
Argentine Republic.....	119
Austria Hungary.....	125
Belgium.....	130
Bulgaria.....	135
Chile.....	138
China.....	141
Denmark.....	147
Egypt.....	151
France.....	154
Germany.....	160
Greece.....	165
Holland.....	169
Italy.....	174
Japan.....	179
Mexico.....	187
Norway.....	191
Portugal.....	195
Roumania.....	198
Russia.....	201
Spain.....	206
Sweden.....	209
Switzerland.....	213
United States.....	218
Uruguay.....	231

### Imports of Principal Articles—Quantities and Values:—

British Empire—	
Great Britain.....	5
Australian Commonwealth.....	51
Barbados.....	60
British Guiana.....	63
British India.....	68
British South Africa.....	74
Ceylon.....	80
Fiji.....	84
Gold Coast.....	87
Grenada.....	90
Jamaica.....	93
Lagos.....	96
Mauritius.....	100
Newfoundland (including Labrador).....	104
New Zealand.....	108
Sierra Leone.....	112
Trinidad.....	116

7-8 EDWARD VII., A. 1908

Imports of Principal Articles—Quantities and Values—*Concluded.*

Foreign Countries— <i>Concluded.</i>		Page.
Argentine Republic.....		120
Austria Hungary.....		126
Belgium.....		131
Bulgaria.....		136
Chile.....		139
China.....		143
Denmark.....		148
Egypt.....		152
France.....		156
Germany.....		162
Greece.....		167
Holland.....		170
Italy.....		175
Japan.....		180
Mexico.....		188
Norway.....		192
Portugal.....		196
Roumania.....		199
Russia.....		202
Spain.....		207
Sweden.....		210
Switzerland.....		214
United States.....		221
Uruguay.....		232

## Exports of Principal Articles—Quantities and Values—

British Empire—		
Great Britain.....		16 and 23
Australian Commonwealth.....		56
Barbados.....		61
British Guiana.....		65
British India.....		70
British South Africa.....		77
Ceylon.....		82
Fiji.....		85
Gold Coast.....		88
Grenada.....		91
Jamaica.....		94
Lagos.....		97
Mauritius.....		102
Newfoundland (including Labrador).....		106
New Zealand.....		110
Sierra Leone.....		113
Trinidad.....		118

## Foreign Countries—

Argentine Republic.....	124
Austria Hungary.....	128
Belgium.....	133
Bulgaria.....	137
Chile.....	140
China.....	145
Denmark.....	150
Egypt.....	153
France.....	158
Germany.....	164
Greece.....	168
Holland.....	172
Italy.....	177
Japan.....	184
Mexico.....	190
Norway.....	193
Portugal.....	197
Roumania.....	200
Russia.....	204
Spain.....	208
Sweden.....	212
Switzerland.....	216
United States.....	226
Uruguay.....	234

## TREATIES AND CONVENTIONS.

Convention between Canada and France.

235













