





52

Canada Parliament  
Seasonal Reports







# SESSIONAL PAPERS

VOLUME 5

FIRST SESSION OF THE THIRTEENTH PARLIAMENT

OF THE

DOMINION OF CANADA

SESSION 1918



VOLUME LIII.



1091302

## ALPHABETICAL INDEX

TO THE

## SESSIONAL PAPERS

OF THE

## PARLIAMENT OF CANADA

FIRST SESSION. THIRTEENTH PARLIAMENT, 1918.

A		C	
Admiralty, Board of—Statement issued by, <i>re</i> marine losses, etc., from 1914 to 1917. . . . .	113	Canal statistics, for year 1917. . . . .	20a
Agriculture—Report of Department of, year 1917. . . . .	15	Census of Prairie Provinces—Population and Agriculture—Manitoba, Saskatchewan and Alberta, 1916. . . . .	A
Agricultural Instruction Act, 1916-17. . . . .	15c	Civil Service List, year 1917. . . . .	30
<i>Amelia</i> , Str.—documents <i>re</i> service of. . . . .	114	" " Commission, Report of, 1917. . . . .	31
Auditor General's Report, 4 Vols. . . . .	1	Clerk of the Crown in Chancery—Summary Report of. . . . .	93
Aviation camps—number of, etc. . . . .	101	Coal, gasoline, etc., imported into Canada, 1914-15-16-17. . . . .	76
		Cold storage conditions in Winnipeg—correspondence relating to. . . . .	140
B		Commissioned officers in connection with recruiting, etc., at Quebec. . . . .	87
Bank of British North America— <i>re</i> merger of with Bank of Montreal. . . . .	110	Commission of Conservation—Report of for 1917. . . . .	133
Blue Books—number printed years 1916-17— <i>re</i> number in both languages. . . . .	118	Conciliation, Board of—Report, 1917. . . . .	36a
Bonds and securities—since last return, 1917. . . . .	79	Coolie labour <i>re</i> importation of, etc. . . . .	155
Bran, shorts, mill feed exported to United States without license, 1917-18. . . . .	160	Customs—Report of Department of year 1917. . . . .	11
British North America—Bank of, <i>re</i> merger of with Bank of Montreal. . . . .	110	Customs—Refund of, etc., 1917. . . . .	77
Buildings rented in Ottawa by Government—number of, etc. . . . .	85	<i>Crinoidal Stracetic</i>	10c 75-
C		D	
Canadian Pacific Railway Company—Return <i>re</i> all lands sold by, 1917. . . . .	75	Davies, Wm., and Matthews-Blackwell, Ltd.—Report of Commission <i>re</i> . . . . .	129
Canada Food Board—correspondence <i>re</i> Orders in Council creating the same. . . . .	56d	Dominion Lands—Orders in Council <i>re</i> . . . . .	71
Canada Registration Board—memo. <i>re</i> plans of. . . . .	52b	" " " reservation of, for Soldiers' Settlement. . . . .	73
Canadian War Records Office—Report of for year 1917. . . . .	121a	Dominion Steel Corporation, Ltd., <i>re</i> contract for steel in construction of ships. . . . .	119
Canadian War Records Office—Report of, on work of, since foundation, to 1917. . . . .	121	Dominion Executive Committee—Statement <i>re</i> expenditure of, in connection Victory Loan. . . . .	103
Canadian Northern Railway—Statement <i>re</i> amount advanced, 1917. . . . .	62	Dominion Executive Committee of Canada—Report of Chairman of, <i>re</i> Victory Loan. . . . .	131
Canadian Northern Railway—Statement of sums paid to, etc. . . . .	62a	Dundalk, <i>Herald</i> , <i>Flesherton Advance</i> , <i>Markdale Standard</i> , etc., monies paid to, in 1917. . . . .	131a
			127

<b>E</b>		<b>I</b>	
Editorial Committee on printing—Order in Council <i>re</i> establishment of. . . . .	58a	Ile Perrot, sud— <i>re</i> expenditure of moneys on wharf at, since 1911. . . . .	106
Editorial Committee on printing—Annual Report of—1917 to part of 1918. . . . .	58	Ile Perrot, nord— <i>re</i> expenditure of moneys on wharf at, since 1911. . . . .	108
Election, General—Return of 1917. . . . .	18	Imperial Royal Flying Corps, in relation to the Canadian Government. . . . .	148
Engineers Training Depot—St. Johns. P.Q., names of officers, etc. . . . .	70	Imperial Royal Flying Corps, in relation to the Canadian Government. . . . .	148a
Estimates year ending March 31, 1919. . . . .	3	Indian Affairs—Report of, 1917. . . . .	27
“ Supplementary ending March 31, 1918. . . . .	4	Inland Revenues—	
“ Supplementary ending March 31, 1919. . . . .	5	Part I—Excise. . . . .	12
Experimental Farms—Report of, 1917. . . . .	16	“ II—Weights and Measures, etc. . . . .	13
External Affairs—Report of, 1917. . . . .	33	“ III—Adulteration of Food. . . . .	14
<b>F</b>		Insurance, Report of Superintendent of 1917. . . . .	8
Families of deceased soldiers receiving pensions, etc. . . . .	162	Insurance Companies—Abstract of Statements of, 1917. . . . .	9
Farm tractors, etc.—Order in Council, reports, etc. . . . .	95	Interior—Report of Department of, year 1917. . . . .	25
Food Controller—Report of, 1918. . . . .	56a	Internal Economy Commission, House of Commons, 1917. . . . .	41
“ “ Order in Council creating, etc. . . . .	56	<b>J</b>	
“ “ Order in Council, expenses of Dept. of salaries, etc. . . . .	56e	Johnson, Main, <i>re</i> appointment of as secretary to Hon. N. W. Rowell. . . . .	152
“ “ Order in Council, number and names of staff—salaries, etc. . . . .	56c	Joliette Co., relating to returning officer of, in last Dominion election. . . . .	124
“ “ Order in Council, <i>re</i> creating of. . . . .	56d	Journal Publishing Co., Ltd., amount paid to in 1912-13-14-15-16-17, etc. . . . .	161
“ “ Order in Council, <i>re</i> department controlling same. . . . .	56b	Judgments rendered to date, under military Service Act. . . . .	97
Foodstuffs ordered to be destroyed in past year—in Winnipeg, Hamilton, Toronto, Ottawa and Montreal. . . . .	144	<b>L</b>	
Foodstuffs ordered to be destroyed in Toronto in April, 1918. . . . .	145	Labatt, Col.—relating to granting of pension to. . . . .	123
Forest Reserves and Parks Act—Orders in Council, <i>re</i> . . . . .	72	Labour—Report of Department of, year 1917. . . . .	36
Fordson Tractors—Report <i>re</i> purchase of, etc., by Government. . . . .	163	Labour and the War Committee—Memo. of conferences between, 1918. . . . .	78
Fuel Controller—Order in Council relating to appointment of, etc. . . . .	57	Langton, Col., <i>re</i> appointment of as Paymaster General. . . . .	117
<b>G</b>		Librarians of Parliament—Report of, 1917. . . . .	40
Game birds—migratory, non-game birds, migratory, etc., Order in Council, No. 871 <i>re</i> protection of. . . . .	138	Liquor—Return <i>re</i> amount brought into Territories, 1917. . . . .	74
Geographic Board—Report of year 1917. . . . .	25d	List of shipping for year 1917. . . . .	22
Georgian Bay Canal Commission—Interim Report No. 2. . . . .	141	Lobster hatcheries remaining closed. . . . .	157
Georgian Bay Canal Commission—Interim Report No. 3. . . . .	142	<b>M</b>	
Geological Survey—Report of—year 1917. . . . .	26	Main Johnson, Mr.—Order in Council appointing secretary to Mr. Rowell. . . . .	152
Globe, Toronto, and Devoir, Montreal—amounts paid to years, 1915-16-17-18. . . . .	154	Marine and Fisheries—Report of, 1917. . . . .	21
Globe, Toronto, and Toronto Star—amounts paid to between Jan., 1917 and April, 1918. . . . .	159	Migratory birds—game and non-game, do. . . . .	138
Governor General's Warrants. . . . .	60	Military District No. 5, Que., <i>re</i> officers employed at. . . . .	128
<b>H</b>		Militia Council—Report of. . . . .	35
Halifax Pilotage System—Report of Royal Commission to inquire into. . . . .	99	Militia and Defence—Memo. No. 3 <i>re</i> European War. . . . .	84
Halifax Relief Commission— <i>re</i> appointment of. . . . .	49	Militia and Defence—Memo. No. 4 <i>re</i> work of from Jan. 1, 1917 to Dec. 31, 1917. . . . .	84a
Halifax, Report of Halifax Relief Commission. . . . .	49	Military Service Act—number of persons called under, number of examinations by Provinces, etc. . . . .	122
Hospital Commission—names and number of staff of, etc. . . . .	90	Military Service Council—names of all persons employed in Ottawa, In. . . . .	98
Hospital for invalid soldiers at Ste. Anne de Bellevue—documents <i>re</i> . . . . .	134	Military Service Council—Report of on administration of the Act. . . . .	105
Hudson's Wharf— <i>re</i> monies expended on since 1911. . . . .	107	Military Service—Order in Council <i>re</i> . . . . .	53
Hydrometric Surveys, 1916. . . . .	25c	Military Hospital Commission <i>re</i> properties purchased by, in Quebec city. . . . .	88
		Military Hospital Commission, number of employees of, of all ranks. . . . .	89
		Military Service Act—judgments rendered to date, under. . . . .	97

**M**

Minutes of Proceedings Conference between Federal and Provincial Governments, 1918 . . . . .	55
Mines Branch—Report of year 1916 . . . . .	26a
Miscellaneous Unforeseen Expenses . . . . .	67
Mulgrove Port, N.S., <i>re</i> appointment of preventive officer at . . . . .	80
Munition Resources Commission—Report of, 1915 to 1918 . . . . .	153

**N**

National Battlefields Commission—Report of . . . . .	61
National Transcontinental Railway—Statement <i>re</i> gross earnings of year ending March, 1918 . . . . .	139
Naval Service—Report of, 1917 . . . . .	38
" Fisheries Branch of Department of . . . . .	39
" Canadian Biology . . . . .	38a
Newspapers—amounts paid to on account Victory Loan . . . . .	120
News Print—Report of R. A. Pringle, <i>re</i> , etc. . . . .	64

**O**

O'Connor, W. F., <i>re</i> resignation of as Cost of Living Commissioner . . . . .	102
Orders in Council—	
<i>Re</i> amendments of Defence of Canada Order of 1917, also <i>re</i> ditto ships lights . . . . .	42e
<i>Re</i> carriage of explosives on vessels for self-defence . . . . .	42d
<i>Re</i> sale of securities, by Provincial and Municipal, or other bodies . . . . .	126
<i>Re</i> prohibition of the Press, from statements <i>re</i> war matters, etc. . . . .	104
<i>Re</i> Military Voters Act, and War-Time Elections Act . . . . .	96
<i>Re</i> National Service Board . . . . .	86
<i>Re</i> Dominion Lands, etc. . . . .	73
<i>Re</i> Forest Reserves and Park Act . . . . .	72
<i>Re</i> to Dominion Lands survey, etc. . . . .	71
Relating to Naval affairs . . . . .	42
Relating to wearing of uniforms by civilians, etc. . . . .	42a
Relating to rank of warrant officer—also <i>re</i> examining officers at Canadian ports . . . . .	42c
Relating to rank of warrant officers—also <i>re</i> examining officers at Canadian ports . . . . .	42b
Relating allowances to navigating officers . . . . .	42f
Relating to rates on railways . . . . .	43
Relating to intoxicating liquors . . . . .	44
Relating to Department of Immigration and Colonization . . . . .	45
Relating to soldiers—civil <i>re</i> establishment . . . . .	46
Relating to War Purchasing Commission . . . . .	47
Relating to War Mission to United States—appointment of . . . . .	48
Relating to War Mission to United States—appointment of . . . . .	48a
Relating to Halifax Relief Commission . . . . .	49
Relating to War Committee of the Cabinet . . . . .	50
Relating to appointments, etc.—to the public service . . . . .	51

**O**

Relating to Public Service Committee of National Service . . . . .	52
Relating to Military Service, etc. . . . .	53
Relating to War Measures Act, etc. . . . .	53a
Relating to Director of Public Information . . . . .	54
Relating to Food Controller . . . . .	56
" " . . . . .	56b
" " . . . . .	56c
" Fuel Controller . . . . .	57
" Editorial Committee . . . . .	58
Ottawa Improvement Commission, Report of . . . . .	65
Outside Service—Statement showing numbers transferred to Inside Service and number appointed under Section 21 of Act . . . . .	116

**P**

Paper Commission—Copy of Order in Council creating . . . . .	64a
Paper Commission—Copy of Order in Council relating to Toronto . . . . .	64b
Park Lot No. 19, village of Southampton— <i>re</i> Order in Council referring to . . . . .	137
Patronage, Abolition of—Memo. <i>re</i> , etc. . . . .	92
Pensions to families of deceased soldiers—number of . . . . .	162
Penitentiaries—Report of Minister of Justice <i>re</i> year 1917 . . . . .	34
Petroleum Oils and Spirits—Imports, values, etc., of years 1909-10, 11, 12, 13, 14, 15, 16, 17, and part of 1918 . . . . .	150
Postmaster General—Report of year 1917 . . . . .	24
Post Office and Customs Departments—Documents <i>re</i> certain appointments since December, 1917 . . . . .	143
Press, The—prohibition of, <i>re</i> statements concerning the war . . . . .	104
Printing and Stationery—Report of 1917 . . . . .	32
Pringle, R. A.—Report of, <i>re</i> News print . . . . .	64
Public Accounts . . . . .	2
Public Works—Report of Department of, 1917 . . . . .	19
Public Printing and Stationery—names, salaries, etc., of employees of . . . . .	135

**R**

Railways and Canals—Report of Department of, 1917 . . . . .	20
Railway Commissioners—Report of, 1917 . . . . .	20c
Railway, National Transcontinental—Gross earnings of year ending March, 1918 . . . . .	139
Railway Statistics for year 1917 . . . . .	20b
Registration Regulations—Canada Registration Board . . . . .	52a
Royal Northwest Mounted Police, 1917 . . . . .	28
Royal Society of Canada—Statement of, 1917 . . . . .	63
Rural Planning and Development—Cost of certain streets, sewers, etc. . . . .	100
Rural Planning and Development—Cost of certain streets, sewers, etc. . . . .	130

**S**

Securities—Order in Council respecting sale of . . . . .	126
Secretary of State—Report of year 1917 . . . . .	29
" " for External Affairs, 1917 . . . . .	33
Senate, Minutes of—names, salaries, etc., of persons preparing same, etc. . . . .	115

S		T	
Senate Debates— <i>re</i> publication of, etc..	112	played on same.. . . . .	147
Seigny, Hon. Albert, letter of resignation of.. . . . .	69	Tribunals, local, under Military Service Act established in Canada—number and expenses of.. . . . .	132
Scientific and Industrial Research—Report of Chairman of Advisory Council of, 1918.. . . . .	151	V	
Shipping—Report of Customs Department year 1917.. . . . .	11a	Veterinary Directory General—Report of 1917.. . . . .	15b
Slav—Subjects of Austria—Memo. <i>re</i> naturalized in Canada.. . . . .	156	Victoria Crosses—number of awarded to Canadians.. . . . .	91
Smoked Wiltshire Bacon— <i>re</i> tenders for purchase of by War Purchasing Commission.. . . . .	136	Victory Loan—Report of Chairman of Dominion Executive Committee <i>re</i> .. . . .	131a
Soldier Settlement Loan—Order in Council <i>re</i> regulations governing.. . . . .	125	Victory Loan—Statement showing remuneration paid in connection with.. . .	131b
Steamboat Inspection—Report for year 1917.. . . . .	23	Votes and Proceedings, Order Paper, and Journals of the House—names and number of persons employed in.. . . .	146
Stone used in building Parliament Building.. . . . .	83	W	
St. Zotique wharf—sums of money expended on since 1911.. . . . .	109	War-Time Elections Act—Order in Council <i>re</i> connection with Military Service Act.. . . . .	96
Superannuations and Retiring Allowances, 1917.. . . . .	66	War Trade Board—Order in Council constitution and appointment of.. . . .	59
T		War Trade Board—Order in Council <i>re</i> creating of.. . . . .	59a
Telephone statistics—for year 1917.. . .	20d	War Trade conditions in United States—names of parties sent to investigate..	94
Titles of Honour—Order in Council <i>re</i> dated March 25, 1918.. . . . .	158	War Contracts fulfilled in Province of Quebec.. . . . .	81
Topographical Surveys Branch, 1917.. . .	25b	War Purchasing Commission—Second Report of from January, 1917, to March 31, 1918.. . . . .	149
Toronto, City of—foodstuffs ordered to be destroyed in April, 1918.. . . . .	145	Wharf at Graham—sums of money spent on, etc.. . . . .	82
Trade and Commerce—		Winnipeg Civic Authorities—correspondence with Food Controller and, <i>re</i> cold storage conditions at.. . . . .	140
Report of Department of—		William Davis Co., Ltd., and Matthews-Blackwell Ltd.—Report of Commission <i>re</i> .. . . . .	129
Part I—Annual Report of year 1917-18.. . . . .	10	Women's War Conference—Report of.. .	67
" II—Mail Subsidies and Steamship Subventions.. . . . .	10a		
" III—Report of Grain Commissioners for 1916.. . . . .	10b		
" IV—Criminal Statistics.. . . . .	10c		
Translating and Reporting in the House of Commons—names and number em-			

---

## LIST OF SESSIONAL PAPERS.

*Arranged in Numerical Order, with their titles at full length; the dates when Orderedd and when presented to the Houses of Parliament; the Names of the Senator or Member who moved for each Sessional Paper, and whether it is ordered to be Printed or not Printed.*

### CONTENTS OF VOLUME A.

Census of Prairie Provinces—Population and Agriculture—Manitoba, Saskatchewan, and Alberta, 1916. . . . .*Printed for distribution and sessional papers.*  
(This volume is bound in three parts.)

### CONTENTS OF VOLUME 1.

1. Report of the Auditor General for the year ended 31st March, 1917, Volume I, Parts a, b and A to K; Volume II, Parts L to U; Volume III, Parts V to Z. Presented by Hon. Mr. Maclean, March 20, 1918. . . . .*Printed for distribution and sessional papers.*
1. Report of the Auditor General for the year ended 31st March, 1917, Volume IV, part ZZ. Presented by Hon. Mr. Maclean, April 22, 1918.  
*Printed for distribution and sessional papers.*

### CONTENTS OF VOLUME 2.

2. The Public Accounts of Canada, for the fiscal year ended 31st March, 1917. Presented by Hon. Mr. Maclean, March 20, 1918. . . . .*Printed for distribution and sessional papers.*
3. Estimates of sums required for the service of the Dominion for the year ending on the 31st March, 1919, and, in accordance with the provisions of "The British North America Act, 1867." Presented by Hon. Mr. Maclean, March 22, 1918.  
*Printed for distribution and sessional papers.*
4. Supplementary Estimates of sums required for the service of the Dominion for the year ending on the 31st March, 1918, and, in accordance with the provisions of "The British North America Act, 1867." Presented by Hon. Mr. Maclean, May 18, 1918.  
*Printed for distribution and sessional papers.*
5. Supplementary Estimates of sums required for the service of the Dominion for the year ending on the 31st March, 1919, and in accordance with the provisions of "The British North America Act, 1867." Presented by Hon. Mr. Maclean, May 20, 1918.  
*Printed for distribution and sessional papers.*

### CONTENTS OF VOLUME 3.

(This volume is bound in two parts.)

8. Report of the Superintendent of Insurance for the year 1917. (Vol. I.)  
*Printed for distribution and sessional papers.*
8. Report of the Superintendent of Insurance for the year 1917. (Vol. II.)  
*Printed for distribution and sessional papers.*
9. Abstract of Statements of Insurance Companies in Canada for the year ended 31st December, 1917. (Subject to corrections.) Presented by Hon. Mr. Maclean, May 13, 1918.

### CONTENTS OF VOLUME 4.

10. Annual Report of the Trade of Canada (Imports for Consumption and Exports), for the fiscal year ended 31st March, 1917. Presented by Sir George Foster, May 22, 1918.  
*Printed for distribution and sessional papers.*

### CONTENTS OF VOLUME 5.

- 10a.** Report relating to Mail Subsidies and Steamship Subventions as controlled by the Department of Trade and Commerce, for the fiscal year ending 31st March, 1917, with Traffic Returns, etc., to 31st December, 1917. Presented by Sir George Foster, May 17, 1918.  
*Printed for distribution and sessional papers.*
- 10b.** Report of the Trade and Commerce Department. Grain Statistics for the fiscal year 1916, and the Report of the Board of Grain Commissioners.  
*Printed for distribution and sessional papers.*
- 10c.** Criminal Statistics for the year ended September, 1917.  
*Printed for distribution and sessional papers.*

### CONTENTS OF VOLUME 6.

- 11.** Report of the Department of Customs containing the tables and statements of Imports and Exports of the Dominion of Canada for the fiscal year ended 31st March, 1917. Presented by Hon. Mr. Sifton, March 26, 1918.  
*Printed for distribution and sessional papers.*

### CONTENTS OF VOLUME 7.

- 11a.** Shipping Report of the Department of Customs, containing the statements of Navigation and Shipping of the Dominion of Canada, for the fiscal year ended 31st March, 1917. Presented by Hon. Mr. Sifton, March 26, 1918.  
*Printed for distribution and sessional papers.*
- 12.** Inland Revenue, Annual Report, Part I—Excise. The Senate.  
*Printed for distribution and sessional papers.*
- 13.** Inland Revenue, Annual Report, Part II—Weights and Measures, Gas and Electricity. The Senate.  
*Printed for distribution and sessional papers.*
- 14.** Inland Revenue—Part III—Adulteration of Food. The Senate.  
*Printed for distribution and sessional papers.*
- 15.** Report of the Minister of Agriculture for the Dominion of Canada, for the year ended 31st March, 1917. Presented by Hon. Mr. Crerar, March 25, 1918.  
*Printed for distribution and sessional papers.*
- 15b.** Report of the Veterinary Director General for the year 1917.  
*Printed for distribution and sessional papers.*
- 15c.** Report on "The Agricultural Instruction Act," 1916-17, pursuant to Section 8, Chapter 5 of 3-4 George V. Presented by Hon. Mr. Crerar, March 25, 1918.  
*Printed for distribution and sessional papers.*
- 16.** Report of the Director and Officers of the Experimental Farms for the year ending 31st March, 1917.  
*Printed for distribution and sessional papers.*

### CONTENTS OF VOLUME 8.

- 19.** Report of the Minister of Public Works on the works under his control for the fiscal year ended 31st March, 1917. Presented by Hon. Mr. Carvell, March 26, 1918.  
*Printed for distribution and sessional papers.*
- 20.** Annual Report of the Department of Railways and Canals, for the fiscal year from 1st April, 1916, to 31st March, 1917. Presented by Hon. Mr. Reid, March 27, 1918.  
*Printed for distribution and sessional papers.*
- 20a.** Canal Statistics for season of navigation, 1917.  
*Printed for distribution and sessional papers.*
- 20b.** Railway Statistics for the Dominion of Canada, for the year ended 30th June, 1917.  
*Printed for distribution and sessional papers.*
- 20c.** Twelfth Report of the Board of Railway Commissioners for Canada, for the year ending 31st March, 1917. Presented by Hon. Mr. Reid, March 25, 1918.  
*Printed for distribution and sessional papers.*
- 20d.** Telephone Statistics of the Dominion of Canada, for the year ended 30th June, 1917. Presented by Hon. Mr. Reid, March 25, 1918.  
*Printed for distribution and sessional papers.*

---

**CONTENTS OF VOLUME 9.**

- 21.** Fiftieth Annual Report of the Department of Marine and Fisheries, for the year 1916-17—  
Marine. Presented by Hon. Mr. Ballantyne, March 20, 1918.  
*Printed for distribution and sessional papers.*
- 22.** List of shipping issued by the Department of Marine and Fisheries, being a list of vessels  
on the Registry Books of the Dominion of Canada, on the 31st of December, 1917.  
*Printed for distribution and sessional papers.*
- 23.** Supplement to the Fiftieth Annual Report of the Department of Marine and Fisheries  
(Marine)—Steamboat Inspection Report...*Printed for distribution and sessional papers.*

**CONTENTS OF VOLUME 10.**

- 24.** Report of the Postmaster General for the year ended 31st March, 1917. Presented by Hon.  
Mr. Doherty, March 27, 1918...*Printed for distribution and sessional papers.*

**CONTENTS OF VOLUME 11.**

- 25.** Annual Report of the Department of the Interior, for the fiscal year ending 31st March,  
1917. Presented by Hon. Mr. Meighen, March 27, 1918.  
*Printed for distribution and sessional papers.*
- 25a.** Annual Report of the Topographical Surveys Branch of the Department of the Interior, for  
the fiscal year ending 31st March, 1917...*Printed for distribution and sessional papers.*
- 25c.** Sixteenth Report of the Geographic Board of Canada, for the year 1917.  
*Printed for distribution and sessional papers.*

**CONTENTS OF VOLUME 12.**

- 26.** Summary Report of the operations of the Geological Survey, Department of Mines, for the  
year 1917...*Printed for distribution and sessional papers.*
- 26a.** Summary Report of the Mines Branch of the Department of Mines, for the year ending  
31st December, 1917...*Printed for distribution and sessional papers.*
- 27.** Report of the Department of Indian Affairs for the year ended 31st March, 1917. Presented  
by Hon. Mr. Calder, March 27, 1918...*Printed for distribution and sessional papers.*
- 28.** Report of the Royal Northwest Mounted Police, 1917. Presented by Hon. Mr. Rowell, 2nd  
April, 1918...*Printed for distribution and sessional papers.*
- 29.** Report of the Secretary of State of Canada, for the year 1917.  
*Printed for distribution and sessional papers.*
- 30.** The Civil Service List of Canada, for the year 1917.  
*Printed for distribution and sessional papers.*

**CONTENTS OF VOLUME 13.**

- 31.** Annual Report of the Civil Service Commission of Canada, for the year ending 31st August,  
1917...*Printed for distribution and sessional papers.*
- 32.** Report of the Department of Public Printing and Stationery for the fiscal year ended 31st  
March, 1917. Presented by Hon. Mr. Burrell, April 23, 1918.  
*Printed for distribution and sessional papers.*
- 33.** Report of the Secretary of State for External Affairs, for the year ended 31st March, 1917.  
Presented by Sir Robert Borden, May 8, 1918.  
*Printed for distribution and sessional papers.*
- 34.** Report of the Minister of Justice as to the Penitentiaries of Canada, for the fiscal year  
ending 31st March, 1917...*Printed for distribution and sessional papers.*

### CONTENTS OF VOLUME 13—*Continued.*

35. Report of the Militia Council for the Dominion of Canada, for the fiscal year ending 31st March, 1917. Presented by Hon. Mr. Mewburn, April 10, 1918.  
*Printed for distribution and sessional papers.*
36. Report of the Department of Labour for the fiscal year ending 31st March, 1917. Presented by Hon. Mr. Crothers, March 26, 1918... *Printed for distribution and sessional papers.*
- 36a. Tenth Report of the Registrar of Boards of Conciliation and Investigation under "The Industrial Disputes Investigation Act, 1917," for the fiscal year of 1917.  
*Printed for distribution and sessional papers.*
38. Report of the Department of the Naval Service, for the fiscal year ending 31st March, 1917. Presented by Hon. Mr. Ballantyne, March 19, 1918.  
*Printed for distribution and sessional papers.*
- 38a. Supplement to the Seventh Annual Report of the Department of the Naval Service (Fisheries Branch). Contributions to Canadian Biology, being studies from the Biological Stations of Canada, 1916-17... *Printed for distribution and sessional papers.*

### CONTENTS OF VOLUME 14.

39. Fiftieth Annual Report of the Fisheries Branch of the Department of the Naval Service, 1916-1917. Presented by Hon. Mr. Ballantyne, March 19, 1918.  
*Printed for distribution and sessional papers.*
40. The Report of the Joint Librarians of Parliament. Presented by Hon. The Speaker, March 18, 1918... *Not printed.*
41. Minute of Council appointing the Honourable Martin Burrell, Secretary of State; the Honourable John Dowsley Reid, Minister of Railways and Canals; the Honourable Arthur L. Sifton, Minister of Customs, and the Honourable James A. Calder, Minister of Immigration and Colonization, to act with the Speaker of the House of Commons, as Commissioners for the purposes, and under the Provisions of the Eleventh Chapter of the Revised Statutes of Canada, 1906, intituled: "An Act respecting the House of Commons." Presented by Sir Robert Borden, March 18, 1918... *Not printed.*
42. Copies of Orders in Council, as follows:—  
P.C. 987, dated 10th April, 1917.—Defence of Canada Order, 1917. Regulations, penalties, etc.  
P.C. 1397, dated 21st May, 1917.—Regulations *re* persons employed on docks, etc. carrying matches, smoking, etc., prohibited.  
P.C. 1451, dated 25th May, 1917.—Further penalties under Defence of Canada  
P.C. 2277, dated 17th August, 1917.—*Re* Desertions from merchant vessels; penalties, etc.  
P.C. 2769, dated 4th October, 1917.—Ship's lights; regulations, *re*.  
P.C. 3306, dated 29th November, 1917.—Prohibition, sending code messages *re* merchant ships without authority.  
P.C. 3307, dated 29th November, 1917.—Seamen undergoing imprisonment for desertion may be liberated for service on vessels.  
P.C. 3319, dated 29th November, 1917.—Regulations *re* persons employed on docks.  
P.C. 3017, dated 3rd December, 1917.—Naval authorities may authorize embarkation of explosives in merchant ships.  
P.C. 3362, dated 24th December, 1917.—Transportation of explosives by railways.  
P.C. 86, dated 15th January, 1918.—Competent naval authority may prescribe order in which ships may be supplied with coal.  
P.C. 87, dated 17th January, 1918.—Regulation prohibiting taking of firearms, etc., from Canada by sea without permission of naval or military authority.  
P.C. 91, dated 15th January, 1918.—Regulations providing that all British ships, 1,600 tons or over, trading to Europe and the Mediterranean must have wireless apparatus, etc.  
P.C. 261, dated 1st February, 1918.—Regulation *re* carriage of explosives on passenger trains.  
P.C. 282, dated 26th February, 1918, respecting the placing at the disposal of The War Trade Board the output of any factory or workshop engaged in the production of arms, ammunition, food, machinery, etc.  
P.C. 524, dated 2nd of March, 1918, in substitution of Regulation Fifty-one, respecting penalties for refusing to obey any orders or rules issued under the provisions of the Defence of Canada Order, 1917.  
P.C. 558, dated 8th of March, 1918, amending P.C. 987, dated 10th April, 1917.—Regulation respecting the employment of look-outs on merchant vessels of 2,500 gross tonnage and upwards.  
P.C. 559, dated 8th March, 1918, respecting the exportation of goods from Canada to neutral countries. Presented by Sir Robert Borden, March 18, 1918... *Not printed.*

---



---

**CONTENTS OF VOLUME 14—Continued.**
**42a.** Copies of Orders in Council, as follows:—

- P.C. 17, dated 4th January, 1918.—Wearing military or naval uniforms by unauthorized persons.
- P.C. 86, dated 15th January, 1918.—“Defence of Canada Order, 1917,” coaling of vessels.
- P.C. 87, dated 17th January, 1918.—“Defence of Canada Order, 1917,” export of fire-arms.
- P.C. 91, dated 15th January, 1918.—“Defence of Canada Order, 1917,” radio-telegraph equipment on vessels.
- P.C. 261, dated 1st February, 1918.—Carrying of explosives on passenger trains.
- P.C. 329, dated 8th February, 1918.—Rates of pay R.N.C.V.R.,
- P.C. 387, dated 20th February, 1918.—Allowance to officers and men travelling on duty.
- P.C. 462, dated 2nd March, 1918.—Treatment of insane members of the naval service.
- P.C. 524, dated 2nd March, 1918.—“Defence of Canada Order, 1917,” enforcement of provisions.
- P.C. 2769, dated 4th October, 1917.—Amendment to “Defence of Canada Order, 1917,” *re* lights on vessels.
- P.C. 2791, dated 9th October, 1917.—Retention of services of men in the R.N.C.V.R. after termination of the war.
- P.C. 3017, dated 3rd December, 1917.—Amendment to “Defence of Canada Order, 1917,” *re* carriage of explosives in merchant ships.
- P.C. 3064, dated 2nd November, 1917.—Rates of pay to officials officiating at courts martial and disciplinary courts for the Royal Canadian Navy.
- P.C. 3072, dated 6th November, 1917.—Regulations governing the issue of war badges.
- P.C. 3192, dated 13th November, 1917.—Rates of pay on discharge to men not eligible for three months’ gratuity.
- P.C. 3306, dated 29th November, 1917.—Amendment to “Defence of Canada Order, 1917,” *re* communicating information with regard to the movements of ships.
- P.C. 3307, dated 29th November, 1917.—Amendment to “Defence of Canada Order, 1917,” *re* release of imprisoned seamen.
- P.C. 3319, dated 29th November, 1917.—Amendment to “Defence of Canada Order, 1917,” *re* carrying of matches in the vicinity of inflammable substances.
- P.C. 3362, dated 24th December, 1917.—Amendment to “Defence of Canada Order, 1917,” *re* transportation of explosives on passenger trains.
- P.C. 3391, dated 24th December, 1917.—Retention of services of men in the Royal Canadian Navy after the termination of the war.
- P.C. 3392, dated 22nd December, 1917.—Institution of rank of commander, R.N. C.V.R.
- P.C. 3470, dated 26th December, 1917.—Institution of warrant ranks, Royal Canadian Navy.
- P.C. 3474, dated 27th December, 1917.—Rates of pay to paymasters, R.N.C.V.R.
- P.C. 3475, dated 5th January, 1918.—Separation allowance.
- P.C. 558, dated 8th March, 1918.—Look-outs on merchant vessels.
- P.C. 560, dated 8th March, 1918.—Admitting United States vessels to privileges in Canadian ports. Presented by Hon. Mr. Ballantyne, March 19, 1918....*Not printed.*

**42b.** Copy of Order in Council, P.C. 863, dated 12th April, 1918; amendments of “Defence of Canada Order, 1917.”—Equipment of ships for protection against the enemy. Presented by Hon. Mr. Ballantyne, April 19, 1918...*Not printed.*

**42c.** Copy of Order in Council P.C. 950, dated 19th of April, 1918.—Establishment of the rank of warrant writer in the R.N.C.V.R. Also,—Copy of Order in Council P.C. 70/942, dated 19th April, 1918.—Allowance to chief examining officers at Canadian naval ports. Presented by Hon. Mr. Ballantyne, April 24, 1918...*Not printed.*

**42d.** Copy of Order in Council, P.C. 974, dated 23rd April, 1918, “Defence of Canada Order, 1917,”—Entry in Canada of vessels carrying explosives in self defence. Also, Copy of Order in Council, P.C. 957, dated 19th April, 1918.—Institution of the rank of surgeon probationer, Royal Naval Canadian Volunteer Reserve. Presented by Hon. Mr. Ballantyne, May 1, 1918...*Not printed.*

**42e.** Order in Council No. P.C. 1102, dated 10th May, 1918.—Amendments of “Defence of Canada Order, 1917,” Section 23*e*, *re* fitting and supplying vessels registered in Canada with defensive armaments. Order in Council No. P.C. 1129, dated 11th May, 1918.—Amendments of “Defence of Canada Order of 1917,” Section 22*A*, *re* ships’ lights. (*The Senate*)...*Not printed.*

**42f.** Copy of Order in Council No. P.C. 1208, dated 17th May, 1918, *re* allowances to officers appointed for navigating duties in H.M.C. ships. Presented by on. Mr. Ballantyne, May 23, 1918...*Not printed.*

---



---

**CONTENTS OF VOLUME 14—Continued.**

- 43.** P.C. 632, dated 14th March, 1918, respecting the increase in freight and passenger rates on Canadian railways. P.C. 631, dated 14th March, 1918, respecting the collection of special taxes from the Canadian Pacific Railway Company. Presented by Sir Robert Borden, March 18, 1918. . . . . *Not printed.*
- 44.** P.C. 3116, dated 2nd November, 1917.—Regulations forbidding the use of grain for the distillation of potable liquors.  
P.C. 3473, dated 22nd December, 1917.—Regulations respecting the prohibition of the importation of intoxicating liquors except wine for use in Divine service; liquor for medicinal purposes; liquor for manufacturing purposes; and specifying the strength of an intoxicating liquor.  
P.C. 3484, dated 26th December, 1917, amending P.C. 3473, dated 22nd December, 1917, by striking out the word "alcohol" and substituting the words "proof spirits."  
P.C. 134, dated 19th January, 1918, amending P.C. 3473, dated 22nd December, 1917, respecting the importation of liquors after 24th December, 1917, if actually purchased and shipped before 31st January, 1918.  
P.C. 224, dated 26th January, 1918, amending P.C. 3473, dated 22nd December, 1917, providing for the issuing of a special license by the Minister of Customs for the importation of liquors under certain circumstances.  
P.C. 589, dated 11th March, 1918.—Regulations regarding the manufacture and sale of intoxicating liquors in Canada. Presented by Sir Robert Borden, March 18, 1918. . . . . *Not printed.*
- 45.** P.C. 3073, dated 29th October, 1917.—Establishment of a Department of Immigration and Colonization; provision of a salary for the Secretary of State for External Affairs. Presented by Sir Robert Borden, March 18, 1918. . . . . *Not printed.*
- 46.** P.C. 432, dated 21st February, 1918.—Establishment of a Department of Soldiers' Civil Re-Establishment.  
P.C. 433, dated 21st February, 1918.—Regulations *re* Military Hospitals Commission.  
P.C. 434, dated 21st February, 1918.—Invalided Soldiers' Commission.  
P.C. 442, dated 21st February, 1918.—Appointing Sir James Lougheed, K.C.M.G., Minister of Soldiers' Civil Re-Establishment.  
P.C. 443, dated 23rd February, 1918.—Accepting resignation of Mr. F. B. McCurdy, as Parliamentary Secretary of the Department of Militia and Defence.  
P.C. 444, dated 23rd February, 1918.—Appointing F. B. McCurdy, Esq., Parliamentary Secretary of the Department of Soldiers' Civil Re-Establishment.  
P.C. 445, dated 23rd February, 1918.—Accepting the resignation of Sir James Lougheed, K.C.M.G., as Chairman of the Invalided Soldiers' Commission; and appointing F. B. McCurdy, Esq., M.P., as Chairman of the said Commission.  
P.C. 446, dated 23rd February, 1918.—Placing the Invalided Soldiers' Commission under the direction and control of the Minister of Soldiers' Civil Re-Establishment. Presented by Sir Robert Borden, March 18, 1918. . . . . *Not printed.*
- 47.** P.C. 307, dated 6th February, 1918.—Purchases to be made by the War Purchasing Commission for the several departments of Government. Presented by Sir Robert Borden, March 18, 1918. . . . . *Not printed.*
- 48.** P.C. 272, dated 2nd February, 1918.—Appointment of a Canadian War Mission in the United States of America.  
P.C. 281, dated 2nd February, 1918.—Appointing Lloyd Harris, Chairman of the Canadian War Mission in the United States of America.  
P.C. 653, dated 16th March, 1918.—Appointing Messrs. Frank A. Rolph, A. H. Scott and Ross H. McMaster, members of the Canadian War Mission in the United States of America. Presented by Sir Robert Borden, March 18, 1918. . . . . *Not printed.*
- 48a.** Return to an Address to His Excellency the Governor General of the 20th March, 1918, for a copy of the Orders in Council creating the War Mission at Washington, appointments to the same, with instructions as to the extent of its powers and scope of its work. Presented by Mr. Clark (Bruce), March 26, 1918. . . . . *Not printed.*
- 49.** P.C. 112, dated 22nd January, 1918.—Appointment of T. Sherman Rogers, K.C., William B. Wallace, Judge of the County Court, both of Halifax, and Frederick Luther Fowke, of Oshawa, gentleman, as Commissioners under the name of the Halifax Relief Commission.  
P.C. 576, dated 9th March, 1918.—Regulations *re* payment of claims arising out of the Halifax disaster. First report of Halifax Relief Commission attached. Presented by Sir Robert Borden, March 18, 1918. . . . . *Printed for sessional papers only.*
- 50.** P.C. 3005, dated 23rd October, 1917.—Appointment of a War Committee of the Cabinet.  
P.C. 3006, dated 23rd October, 1917.—Appointment of a Committee of the Cabinet to be known as "The Reconstruction and Development Committee." Presented by Sir Robert Borden, March 18, 1918. . . . . *Not printed.*

---

**CONTENTS OF VOLUME 14—Continued.**


---

51. P.C. 358, dated 13th February, 1918.—Regulations *re* appointments to the Public Service.  
P.C. 491, dated 28th February, 1918.—Respecting appointments, promotions, etc., in the Civil Service other than in the several departments.  
P.C. 372, dated 18th February, 1918.—Appointment of a Committee of Council *re* preparation of a Bill respecting the Civil Service.  
P.C. 548, dated 15th March, 1918.—Approval of Interim Regulations made by the Civil Service Commission, under clause 3 of O.C. P.C. 358, dated 13th February, 1918.  
P.C. 637, dated 18th March, 1918.—Regulations *re* dismissal of public officials on the ground of offensive partisanship during the recent election. Presented by Sir Robert Borden, March 18, 1918. . . . .*Not printed.*
52. P.C. 2833, dated 8th October, 1917.—Public Service Committee of National Service. Presented by Sir Robert Borden, March 18, 1918. . . . .*Not printed.*
- 52a. Registration Regulations made by the Canada Registration Board. Presented by Hon. Mr. McCurdy, April 23, 1918. . . . .*Not printed.*
- 52b. Memorandum respecting the plans of the Canada Registration Board and the progress it is making in its work. Presented by Sir George Foster, May 23, 1918. . . . .*Not printed.*
53. P.C. 1433, dated 24th May, 1917.—Regulations *re* departure out of Canada of male persons liable to or capable of military service.  
P.C. 1531, dated 4th June, 1917.—Statutory declaration—Schedule 'B' of O.C. May 24, 1917, may be made before certain persons.  
P.C. 1799, dated 30th June, 1917.—Regulations made by O.C. May 24, 1917, amended.  
P.C. 2245, dated 3rd September, 1917.—Military Service Council: Appointment Deputy Minister of Justice, O. M. Biggar, John H. Moss, L. Loranger, and L.-Col. H. A. C. Machin *as*.  
P.C. 2497, dated 8th September, 1917.—Central Appeal Judge: Appointment Mr. Justice Duff *as*.  
P.C. 2498, dated 11th September, 1917.—Members of local tribunals: Minister of Justice may appoint after September 25, 1917.  
P.C. 2554, dated 15th September, 1917.—Registrar for British Columbia—R. S. Lennie, K.C.  
P.C. 2555, dated 15th September, 1917.—Registrar for New Brunswick—W. A. Ewing, K.C.  
P.C. 2556, dated 15th September, 1917.—Registrar for Quebec—Eugene Godin, K.C.  
P.C. 2557, dated 15th September, 1917.—Registrar for Saskatchewan—A. L. Haining.  
P.C. 2558, dated 15th September, 1917.—Registrar for Manitoba—E. R. Chapman.  
P.C. 2559, dated 15th September, 1917.—Registrar for Toronto—Glynn Osler.  
P.C. 2563, dated 15th September, 1917.—Franking privilege extended to Registrars and Deputy Registrars.  
P.C. 2564, dated 15th September, 1917.—Regulations *re* departure out of Canada of male persons capable of military service, made on May 24 and June 30, 1917, amended.  
P.C. 2591, dated 17th September, 1917.—Registrar for Calgary—John M. Carson.  
P.C. 2598, dated 17th September, 1917.—Registrar for Prince Edward Island—W. W. Stanley.  
P.C. 2603, dated 18th September, 1917.—O. M. Biggar authorized to sign requisitions for printing and stationery for use of Military Service Council.  
P.C. 2618, dated 20th September, 1917.—Registrar for the Yukon—John Black.  
P.C. 2623, dated 21st September, 1917.—Deputy Registrars, Ontario—W. E. Wismer and Major H. P. Cook.  
P.C. 2624, dated 21st September, 1917.—Deputy Registrar for Quebec—A. Gobeil.  
P.C. 2635, dated 28th September, 1917.—Deputy Registrar for Quebec—F. A. Labelle.  
P.C. 2637, dated 28th September, 1917.—*Re* making alien residents of Allied nationality in Canada liable to military service.  
P.C. 2664, dated 24th September, 1917.—Deputy Registrar for Ontario—G. A. Toole.  
P.C. 2699, dated 3rd October, 1917.—Registrar for Nova Scotia—E. H. Nichols.  
P.C. 2725, dated 3rd October, 1917.—List of officials to sign Letter of Credit cheques.  
P.C. 2781, dated 4th October, 1917.—Approval of Proclamation calling out for military service of Class 1.  
P.C. 2833, dated 8th October, 1917.—Public Service Committee of National Service Board, to investigate claims of Civil Servants for exemption.  
P.C. 2936, dated 15th October, 1917.—Time extended for calling out Class 1 in the Yukon.  
P.C. 2958, dated 19th October, 1917.—Regulations under Military Service Act, 1917.  
P.C. 3007, dated 20th October, 1917.—Travelling expenses of members of Board of Selection.  
P.C. 3008, dated 20th October, 1917.—Living and travelling expenses of members of Military Service Council.

---

---

CONTENTS OF VOLUME 14—*Continued.*

P.C. 3025, dated 20th October, 1917.—Regulations *re* reporting for service and claims for exemption for men residing outside of Canada.

P.C. 3033, dated 23rd October, 1917.—Convention Great Britain and United States calling out for military service under its own colours its citizens resident in the other country.

P.C. 3036, dated 23rd October, 1917.—*Re* exemption of members of the R.N.W.M. Police.

P.C. 3093, dated 2nd November, 1917.—Clerk of Central Appeal Judge—J. L. McDougall—at salary of \$250 a month.

P.C. 3095, dated 2nd November, 1917.—Expenses of Military Service Branch to be paid from War Appropriation.

P.C. 3112, dated 2nd November, 1917.—Expenses of Judges *re* making appointments to local tribunals.

P.C. 3118, dated 7th November, 1917.—Further regulations under Military Service Act, 1917.

P.C. 3168, dated 9th November, 1917.—Regulations *re* dealing with deserters and absentees without leave, etc.

P.C. 3169, dated 9th November, 1917.—Regulations *re* claims for exemptions by persons who have failed to comply with Proclamation under Military Service Act, 1917.

P.C. 3230, dated 19th November, 1917.—Regulations fixing penalties for non-compliance with the law.

P.C. 3231, dated 19th November, 1917.—*Re* applications for exemption in North-west Territories and other remote regions.

P.C. 3232, dated 19th November, 1917.—J. H. Moss authorized to sign requisitions for printing and stationery for use of Military Service Council.

P.C. 3283, dated 27th November, 1917.—Regulation *re* repatriation of citizens or subjects of Allied countries resident in Canada.

P.C. 3285, dated 27th November, 1917.—Minister of Justice authorized to designate a Judge to perform duties assigned to Chief Justice *re* appeal tribunals in case of a vacancy in said office.

P.C. 3298, dated 29th November, 1917.—Registrars and Deputy Registrars, remuneration of.

P.C. 3321, dated 30th November, 1917.—Regulations *re* appeal to Central Judge from decisions of tribunals.

P.C. 3344, dated 3rd December, 1917.—*Re* hearing of appeals as speedily as possible.

P.C. 3348, dated 3rd December, 1917.—*Re* discharge from military service of persons engaged in agriculture.

P.C. 3349, dated 3rd December, 1917.—Minister of Agriculture authorized to appoint representatives of Department of Agriculture to attend tribunals.

P.C. 3356, dated 8th December, 1917.—Remuneration of representatives of the Minister of Agriculture (\$5 per diem).

P.C. 3463, dated 24th December, 1917.—Regulations *re* departure out of Canada of male persons, made by O.C. May 24, 1917, amended.

P.C. 33, dated 7th January, 1918.—Regulations *re* establishment of additional tribunals to decide appeals.

P.C. 35, dated 7th January, 1918.—Regulations; remuneration and expenses of tribunals.

P.C. 70, dated 8th January, 1918.—Regulations respecting men changing residence.

P.C. 54, dated 8th January, 1918.—Enlargement of Dominion Police Force in connection with administration of the Military Service Act.

P.C. 111, dated 17th January, 1918.—Regulations *re* exemption of Indians and other disfranchised British subjects, from Military Service.

P.C. 115, dated 17th January, 1918.—Regulations prescribing obligations of exempted men under the Military Service Act.

P.C. 116, dated 17th January, 1918.—Appointment of Douglas Kerr as Commissioner of Police to enforce Military Service Act.

P.C. 178, dated 21st January, 1918.—Regulations *re* appeal claims for exemption under the Military Service Act, 1917.

P.C. 181 dated 26th January, 1918.—Regulations *re* furnishing of information by employers of employees liable for Military Service.

P.C. 182, dated 26th January, 1918.—Regulations *re* reporting for military duty in case of an appeal for exemption.

P.C. 195, dated 24th January, 1918.—Extension of time for appeals from decisions of local tribunals.

P.C. 196, dated 26th January, 1918.—Regulations *re* appeals from the grants of exemption by tribunals—production of foodstuffs.

P.C. 237, dated 30th January, 1918.—Liability to Military Service of United States citizens in Canada, and Canadian British subjects in the United States.

P.C. 271, dated 2nd February, 1918.—Regulations *re* hearing of appeals in the Province of Quebec.

---

**CONTENTS OF VOLUME 14—Continued.**


---

- P.C. 384, dated 18th February, 1918.—Appointment of an agricultural representative for each Military District to act as adviser to the Leave of Absence Boards.
- P.C. 435, dated 23rd February, 1918.—Accepting resignation of Mr. Glyn Osler, K.C., as Register under the Military Service Act, at Toronto, and appointing Mr. C. Leslie Watson, Registrar for Ontario.
- P.C. 450, dated 2nd March, 1918.—Constitution of a Directorship under the Military Service Act, 1917; and appointing Lt.-Col. H. A. C. Machin, to the said office.
- P.C. 451, dated 23rd February, 1918.—Use of certain of the Judges of the Circuit Court of the District of Montreal for the determination of appeals under the Military Service Act, 1917
- P.C. 452, dated 23rd February, 1918.—Accepting the resignation of Mr. E. R. Chapman, Registrar under the Military Service Act for Manitoba, and appointing Mr. George A. Toole to succeed him.
- P.C. 572, dated 9th March, 1918.—Application of the provisions of the Canadian Military Service Act, 1917, to aliens of allied nationality resident in Canada. (Copy of the Military Service Act, 1917, attached.) . . . . . *Not printed.*
- 53a. Copies of Orders in Council—**
- P.C. 815, dated 4th April, 1918.—Regulations, under the War Measures Act, 1914, in respect to the utilization of the human energy of Canada for purposes essential to the prosecution of the present war.
- And P.C. 834, dated 4th April, 1918.—Conferring certain powers on the General Officer or the Officer Commanding Military Districts, in case of riot, insurrection or civil disturbance, or obstructing the enforcement of the Military Service Act, 1917, etc. Presented by Sir Robert Borden, April 5, 1918. . . . . *Not printed.*
- 54. Copies of Orders in Council, as follows—**
- P.C. 3160, dated 9th November, 1917.—Regulations *re* appointment of a Director of Public Information.
- P.C. 3161, dated 9th November, 1917.—Appointing Mark E. Nichols, Esq., Director of Public Information. Presented by Hon. Mr. Rowell, March 18, 1918. . . . . *Not printed.*
- 55. Copy of the Minutes of the meetings of the Conference between the Dominion and Provincial Governments of Canada, held at Ottawa, during February, 1918, respecting the general war situation as concerned with financial, food, shipping, and military necessities. Presented by Hon. Mr. Calder, March 18, 1918. . . . . Printed for sessional papers only.**
- 56. Copies of Orders in Council, as follows—**
- P.C. 1460, dated 16th June, 1917.—Regulations for appointment of Food Controller.
- P.C. 1684, dated 21st June, 1917.—Appointment of Hon. W. J. Hanna as Food Controller.
- P.C. 1844, dated 3rd July, 1917.—Staff, office of Food Controller; appointment of Todd, Willison and French.
- P.C. 2079, dated 1st August, 1917.—Franking privilege extended to Food Controller.
- P.C. 2190, dated 9th August, 1917.—Regulations applicable to public eating places and use of wheat for alcohol prohibited; penalties imposed, etc.
- P.C. 2210, dated 11th August, 1917.—Food Controller's Office; \$25,000 for salaries and expenses of.
- P.C. 2292, dated 18th August, 1917.—Export of flour prohibited.
- P.C. 2333, dated 23rd August, 1917.—Food Controller's Office; appointment of officers, clerks and others; authority to make such appointments, fix salaries, etc.
- P.C. 2352, dated 24th August, 1917.—Canned vegetables; prohibition of use of while fresh vegetables are available.
- P.C. 2730, dated 3rd October, 1917.—Franking privilege to secretaries of Provincial Committee of Food Controller's Office.
- P.C. 2689, dated 8th October, 1917.—Food Control; Educational Bureau; appointments.
- P.C. 2688, dated 11th October, 1917.—Regulations *re* wholesale producers and dealers. Must make returns, etc.
- P.C. 2959, dated 19th October, 1917.—Cereal foods. Regulations *re* sale of.
- P.C. 2959 (a), dated Extra Canada Gazette, 25th October, 1917.—Order of Food Controller extending time for commencement of Cereal Food Regulations.
- P.C. 3044, dated 23rd October 1917.—Oleomargarine; Regulations *re* importation and sale of.
- P.C. 3116, dated 2nd November, 1917.—Use of grain for distillation of potable liquors, prohibited.
- P.C. 3141, dated 6th November, 1917.—\$70,000 for expenses office of Food Controller.
- P.C. 3211, dated 15th November, 1917.—Export of foodstuffs; prohibition of.
- P.C. 3214, dated 15th November, 1917.—Licensing of dealers in food, etc. Regulations *re*. Food Controller authorized to fix profits, etc.

# CONTENTS OF VOLUME 14—*Continued.*

P.C. 3223, dated 15th November, 1917.—Licensing of mills for the grinding of flour; regulations *re*.

P.C. 3215, dated 19th November, 1917.—Food Controller's Office; \$100,000 for salaries and other expenses in.

P.C. 3236, dated 19th November, 1917.—Oleomargarine; Regulations *re* handling of; Licenses for importation of to be issued from Office of Veterinary Director General.

P.C. 3236 (a), dated 2nd Extra Canada Gazette, 17th November, 1917.—Order of Food Controller *re* manufacture, importation and sale of oleomargarine.

P.C. 3239, dated 19th November, 1917.—Food Control Regulations framed by Food Controller *re* licenses for exportation of goods to allied countries, etc., approved.

P.C. 3203, dated 27th November, 1917.—Manufacture of malt; regulations *re*.

P.C. 3347, dated 3rd December, 1917.—Prohibition of export of certain foods to the United Kingdom, British possessions, etc., except under license from Minister of Customs.

P.C. 3430, dated 24th December, 1917.—Food Control Regulations *re* cars containing food being held for longer period than four days, etc.

P.C. 163, dated 19th January, 1918.—\$50,000 for expenses of Food Controller's office.

P.C. 180, dated 21st January, 1918.—Regulations *re* licensing flour mills made by Order in Council 3223, 15th November, 1917, to extend to all flour mills.

P.C. 200, dated 24th January, 1918.—Resignation, Hon. W. J. Hanna as Food Controller.

P.C. 53, dated 26th January, 1918.—Regulations *re* exportation of certain goods.

P.C. 212, dated 26th January, 1918.—Staff, office of Food Controller. Former Orders in Council *re* cancelled, and Food Controller authorized to appointment of certain members of.

P.C. 223, dated 4th February, 1918.—Appointment Mr. H. B. Thomson as Food Controller *vice* Hon. W. J. Hanna.

P.C. 344, dated 11th February, 1918.—Canada Food Board.

P.C. 345, dated 11th February, 1918.—Appointment members of Canada Food Board: Messrs. Thomson, Dunning and McGregor.

P.C. 370, dated 12th February, 1918.—Regulations *re* Public Eating Places. O.C., 9th August, 1917, amended.

P.C. 420, dated 26th February, 1918.—Amending O.C. of February 11, 1918, creating The Canada Food Board—Powers not to include any of the powers or duties vested in the Board of Grain Supervisors for Canada.

P.C. 470, dated 28th February, 1918.—Prohibiting removal of flint or dent corn from the counties of Lambton, Essex, Kent and Elgin to any place outside of said district.

P.C. 543, dated 7th March, 1918.—Regulations *re* use of grain for feed purposes in stock yards, etc.

P.C. 567, dated 8th March, 1918.—Placing of sums of money to the credit of the Canada Food Board for the purchase of Ford tractors.

P.C. 580, dated 9th March, 1918.—Regulations *re* licensing of packing houses—Limitation of profit of sales.

P.C. 596, dated 12th March, 1918.—Regulations *re* power of The Canada Food Board to make orders regarding the kinds and amounts of foods that may be used, etc.

P.C. 597, dated 12th March, 1918.—Regulations forbidding the wilful waste of any food or food products; penalties imposed, etc. . . . .*Not printed.*

56a. Report of the Food Controller, Hon. W. J. Hanna, K.C., to the Prime Minister, dated 24th January, 1918. Presented by Sir Robert Borden, March 27, 1918. . . . .*Not printed.*

56b. Return to an Order of the House of the 20th March, 1918, for a return showing—1. When and upon whose recommendation the office of Food Controller in Canada was authorized and established. 2. To which Ministerial Department the Food Controller reports, and what member of the cabinet, if any, is responsible for the administration of the office of Food Controller. 3. The total amount incurred as salaries for Food Controller and his assistants and staff at Ottawa and throughout Canada from the establishment of the office up to and including end of February, 1918. 4. The total expense of Food Controller's Office at Ottawa and throughout Canada, including rents, furnishings, equipment, heat, light, salaries, travelling expenses, stationery, printing, advertising, telegrams, telephones, postage, and all other expenses of Food Controller's Office, Ottawa, and branch offices throughout Canada, since the establishment of the office, up to and including February, 1918. 5. The total cost of administration of Food Controller's Office at Ottawa and throughout Canada, including rents, furnishings, equipments, heat, light, salaries, traveling expenses, stationery, printing, advertising, telegrams, telephones, postage, etc., including all and every expense of Food Controller's Office at Ottawa and branch offices throughout Canada for each of following months, viz.: December, 1917, and February, 1918. 6. Whether there are any claims for salary or expenses from the Food Controller's Office outstanding or in dispute; if so, the amount involved. 7. How many employees there are on the Food Controller's staff at Ottawa and throughout Canada. 8. How many of the employees are returned soldiers who have been on active service since 1914. Presented April 18, 1918.—*Mr. Lapointe (St. James)* . . . . .*Not printed.*

---



---

**CONTENTS OF VOLUME 14—Continued.**

- 56c.** Return to an Address to His Excellency the Governor General of the 20th March, 1918, for a copy of the Order in Council recently passed making provision for the staff, the number of persons to be employed and their salaries, in the Food Controller's Office. Also a list of the names of those at present employed, showing their respective salaries and duties, former occupations, where formerly employed and salary received in former occupation. Presented April 18, 1918.—*Mr. Devlin*. . . . .*Not printed.*
- 56d.** Return to an Address to His Excellency the Governor General, of the 27th March, 1918, for a copy of the Orders in Council creating the Canada Food Board, and all correspondence antecedent or posterior to the Order in Council with respect to the same, as well as all regulations not already brought down. Presented May 20, 1918.—*Sir Wilfrid Laurier*. . . . .*Not printed.*
- 56e.** Supplementary return to an Order of the House of the 20th March, 1918, for a return showing—1. When and upon whose recommendation the office of Food Controller in Canada was authorized and established. 2. To which Ministerial Department the Food Controller reports, and what member of the cabinet, if any, is responsible for the administration of the office of Food Controller. 3. The total amount incurred as salaries for Food Controller and his assistants and staff at Ottawa and throughout Canada from the establishment of the office up to and including end of February, 1918. 4. The total expense of Food Controller's Office at Ottawa and throughout Canada, including rents, furnishing, equipment, heat, light, salaries, travelling expenses, stationery, printing, advertising, telegrams, telephones, postage, and all other expenses of Food Controller's Office, Ottawa, and branch offices throughout Canada, since the establishment of the office, up to and including February, 1918. 5. The total cost of administration of Food Controller's Office at Ottawa and throughout Canada, including rents, furnishings, equipments, heat, light, salaries, travelling expenses, stationery, printing, advertising, telegrams, telephone, postage, etc., including all and every expense of Food Controller's Office at Ottawa and branch office throughout Canada for each of following months, viz.: December, 1917, and February, 1918. 6. Whether there are any claims for salary or expenses from the Food Controller's Office outstanding or in dispute; if so, the amount involved. 7. How many employees there are on the Food Controller's staff at Ottawa and throughout Canada. 8. How many of the employees are returned soldiers who have been on active service since 1914. Presented May 20, 1918.—*Mr. Lapointe (St. James)*. . . . .*Not printed.*
- 57.** Copies of Orders in Council, as follows:—  
P.C. 1579, dated 11th June, 1917.—Fuel Controller.—Report on coal situation and appointment of Chas. A. Magrath as.  
P.C. 1651, dated 15th June, 1917.—Fuel Controller vested with powers under Inquiries Act.  
P.C. 1862, dated 6th July, 1917.—Fuel Controller; \$10,000 allocated from War Appropriation.  
P.C. 1887, dated 12th July, 1917.—Fuel Controller.—Report on coal situation and appointment of Chas. A. Magrath as.  
P.C. 2060, dated 27th July, 1917.—Assistant Fuel Controller. Appointment of H. P. McCue as.  
P.C. 2289, dated 22nd August, 1917.—Fuel Control. Appointment of Donald S. Kerr to assist and C. W. Paterson as Deputy Fuel Controller.  
P.C. 2611, dated 19th September, 1917.—“David S. Kerr” instead of “Donald S. Kerr” (O.C. 22nd August, 1917—P.C. No. 2289, amended).  
P.C. 3068, dated 26th October, 1917.—Regulations *re* importation and sale of coal.  
P.C. 105/3341, dated 3rd December, 1917.—Salary of Deputy Fuel Controller, C. W. Peterson, fixed at \$500 per month  
P.C. 285, dated 4th February, 1918.—Duties of Fuel Controller; O.C. 12th July, 1917.—P.C. 1887, defining, amended  
P.C. 298, dated 5th February, 1918.—Fuel Regulation. Providing for heatless days in factories, theatres, etc.  
P.C. 325, dated 11th February, 1918.—Powers of Fuel Controller extended.  
Sir George Foster laid on the Table, by Command of His Excellency,—Copies of Orders in Council, as follows:—  
P.C. 359, dated 20th February, 1918.—Regulations providing for the conservation of fuel necessary to the national security.  
P.C. 564, dated 8th March, 1918.—Amending regulations *re* conservation of fuel as regards the closing of golf, country, yacht, canoe or hunt clubs and places of amusement on certain days. Presented by Sir George Foster, March 19, 1918...*Not printed.*
- 58.** Annual Report of the Editorial Committee on Government Publications, on its operations from the date of its appointment, 4th October, 1917, to 20th March, 1918. Presented by Sir George Foster, April 24, 1918...*Printed for distribution and sessional papers.*
- 58a.** P.C. 2729, dated 4th October, 1917.—Establishment of Editorial Committee *re* printing of public documents. Presented by Sir George Foster, March 19, 1918.  
*Printed for sessional papers only.*

---



---

**CONTENTS OF VOLUME 14—Continued.**

59. P.C. 337, dated 8th February, 1918.—Constitution of a Sub-Committee of the War Committee of the Cabinet to be known as The War Trade Board. Presented by Sir George Foster, March 19, 1918. . . . . *Not printed.*
- 59a. Return to an Address to His Excellency the Governor General of the 20th March, 1918, for a copy of all Orders in Council creating the War Trade Board, appointments to the same, instructions, and reports from the Board to this date. Presented by Sir Wilfrid Laurier, April 4, 1918. . . . . *Not printed.*
60. Statement of Governor General's Warrants issued since the last Session of Parliament on account of 1917-18. Presented by Hon. Mr. Maclean, March 20, 1918. . . . . *Not printed.*
61. Statement of receipts and expenditures of the National Battlefields Commission to 31st March, 1917. Presented by Hon. Mr. Maclean, March 20, 1918. . . . . *Not printed.*
62. Statement showing distribution of the \$25,000,000 advanced by the Dominion Government to the Canadian Northern Railway and its constituent companies, as provided for in Chapter 24, Statutes of 1917. Presented by Hon. Mr. Maclean, March 20, 1918. . . . . *Not printed.*
- 62a. Return showing:—1. What sums, if any, have been paid since the first day of August, 1917, to the Canadian Northern Railway or to any person, firm, corporation, bank or company in trust for and on behalf of the Canadian Northern. 2. Under what authority these sums have been paid. 3. If by virtue of Orders in Council, the date of each of said Orders in Council, and the amount authorized by each of said Orders, and so paid. Presented March 27, 1918.—*Mr. Verville.* . . . . *Not printed.*
63. Statement of the Receipts and Expenditures of the Royal Society of Canada, for the year ended April 30, 1917. Presented by Hon. Mr. Maclean, March 20, 1918. . . . . *Not printed.*
64. Interim Report of R. A. Pringle, K.C., Commissioner inquiring into the manufacture, sale, price and supply of news print in Canada. Presented by Hon. Mr. Maclean, March 20, 1918. . . . . *Not printed.*
- 64a. Return to an Address to His Excellency the Governor General of the 8th April, 1918, for a copy of the Order in Council creating a paper commission, and also a copy of the subsequent Orders in Council in regard to the work of this Commission. Presented April 18, 1918.—*Mr. Devlin.* . . . . *Not printed.*
- 64b. Return to an Order of the House of the 8th April, 1918, for a copy of all correspondence respecting Orders in Council creating a paper commission, and subsequent Orders in Council respecting the same, which have passed between newspaper publishers in Canada, more particularly those publishers in Toronto, and the Government. Presented April 25, 1918.—*Mr. Devlin.* . . . . *Not printed.*
65. Report and Statement of Receipts and Expenditures of the Ottawa Improvement Commission to March 31, 1917. Presented by Hon. Mr. Maclean, March 20, 1918. . . . . *Not printed.*
66. Statement of Superannuation and Retiring Allowances in the Civil Service during the year ending 31st December, 1917, showing name, rank, salary, service allowance and cause of retirement of each person superannuated or retired, also whether vacancy has been filled by promotion, or by appointment, and the salary of any new appointee. Presented by Hon. Mr. Maclean, March 20, 1918. . . . . *Not printed.*
67. Report of Women's War Conference, called by the War Committee of the Cabinet, at Ottawa, February 28th to March 2nd, 1918. Presented by Hon. Mr. Rowell, March 20, 1918. . . . . *Not printed.*
68. Statement of Expenditure on account of "Miscellaneous Unforeseen Expenses," from the 1st April, 1917, to the 18th March, 1918, in accordance with the Appropriation Act of 1917. Presented by Hon. Mr. Maclean, March 20, 1918. . . . . *Not printed.*
69. Letter of the Honourable Albert Sévigny to the Right Honourable the Prime Minister, resigning his position as Minister of Inland Revenue, and the letter of the Prime Minister in acknowledgment thereof. Presented by Sir Robert Borden, March 26, 1918. . . . . *Not printed.*
70. Return to an Order of the House of the 21st March, 1918, for a Return showing:—1. Who were the officers of the Engineers Training Depot stationed at St. Johns, Quebec, barracks during the months of October and December, 1917. 2. Who were the officers of the Engineers Training Depot stationed at St. Johns, Quebec, barracks on the 17th December, 1917. 3. Where these officers enlisted. 4. Where these officers resided before their enlistment. 5. Where these officers were residing at the time of their enlistment. Presented March 27, 1918.—*Mr. Archambault.* . . . . *Not printed.*

## CONTENTS OF VOLUME 14—*Continued.*

- 71.** Return of Orders in Council which have been published in the *Canada Gazette* and in the *British Columbia Gazette*, between 1st January 1917, and the 8th March, 1918, in accordance with provisions of subsection (d) of section 38 of the regulations for the survey, administration, disposal and management of Dominion lands within the 40-mile Railway Belt in the Province of British Columbia, as follows:—
- P.C. 3277, 5th January, 1917. License of occupation of a portion of the bed of the Fraser river to the Kettle Valley Railway Company.
- P.C. 159, 19th January, 1917. Limiting the right of homestead entry in the Railway Belt to persons who were British subjects or subjects of a country allied to Great Britain, or subject of a neutral country and who have continued to be so.
- P.C. 107, 12th February, 1917. Waiving completion of naturalization, before issue of patent for Dominion Lands in certain cases where entrant is on active service.
- P.C. 572, 5th March, 1917. Regulations *re* natural resources necessitated on account of war conditions.
- P.C. 736, 17th March, 1917. Providing for homesteaders being given credit for time spent at agricultural labour in Canada during the year 1918, towards the performance of residence duties.
- P.C. 982, 10th April, 1917. Authorizing the sale of certain lands in British Columbia to Canadian Pacific Railway Company for pipe-line purposes.
- P.C. 2076, 1st August, 1917. Authorizing certain changes in the Timber Regulations.
- P.C. 2562, 15th September 1917. Vesting the title to certain lands in the Railway Belt in His Majesty for the purposes of the Province of British Columbia.
- P.C. 3210, 15th November, 1917. Authorizing the cutting of timber on Dominion lands for ship-building purposes.
- P.C. 3243, 27th November, 1917. Confirming certain Orders in Council *re* administration of Dominion Lands in the Railway Belt in British Columbia.
- P.C. 3245, 27th November, 1917. Permitting a man on active service giving power of attorney with respect to his rights to Dominion lands in Railway Belt, British Columbia.
- P.C. 185, 24th January, 1918. Repealing Order in Council P.C. 159, January 19, 1917, and substituting certain regulations therefor.
- P.C. 23\_425, 20th February, 1918. Authorizing the issue of a lease to J. H. Morrison, Kamloops, of certain lands in the Railway Belt, British Columbia, for mining purposes. Presented by Hon. Mr. Meighen, April 2, 1918. . . . . *Not printed.*
- 72.** Return of Orders in Council which have been published in the *Canada Gazette*, between the 1st January, 1917, and the 8th March, 1918, in accordance with the provisions of "The Forest Reserves and Park Act," Section 19, of Chapter 10, 1-2 George V, as follows:—
- P.C. 340, 7th February, 1917, amending Order in Council 19th December, 1916, *re* administration of "Project Meadows" in Forest Reserves in Railway Belt, British Columbia.
- P.C. 2595, 18th September, 1917, placing the control of certain lands in the Waterton Lakes Park under the Director of Forestry.
- P.C. 2594, 18th September, 1917, rescinding Order in Council 8th June *re* Rocky Mountains Park. Presented by Hon. Mr. Meighen, April 2, 1918. . . . . *Not printed.*
- 73.** Return of Orders in Council which have been published in the *Canada Gazette*, between 1st January, 1917, and the 8th March, 1918, in accordance with the provisions of Section 77 of the "Dominion Lands Act," Chapter 20, 7-8 Edward VII, as follows:—
- P.C. 13, 8th January, 1917. Rescinding Order in Council 4th March, 1910, *re* S.W.  $\frac{1}{4}$  of 4-9-14, W. 2nd Meridian, and making same available for homestead purposes.
- P.C. 60, 13th January, 1917. Transferring certain lands in Cowesses Indian Reserve No. 73, to the Province of Saskatchewan, for road purposes.
- P.C. 102, 15th January, 1917. Withdrawing from general disposition certain petroleum and natural gas rights in the vicinity of the City of Edmonton.
- P.C. 108, 17th January, 1917. Authorizing free grant of lot 5, township 70-23, W. 5th, to "La Corporation Episcopale Catholique Romaine d'Athabaska."
- P.C. 110, 17th January, 1917. Authorizing the sale of certain lands to Moses Lessard for irrigation purposes.
- P.C. 159, 19th January, 1917. Providing that a person applying for a homestead entry in the Railway Belt, British Columbia, must be a British subject and has since continued to be a British subject, or a subject of a British Allied or neutral country.
- P.C. 165, 20th January, 1917. Setting aside certain Dominion lands for Indian Reserve purposes.
- P.C. 166, 20th January, 1917. Setting aside certain Dominion lands for Indian Reserve purposes.
- P.C. 167, 20th January, 1917. Setting aside certain Dominion lands for Indian Reserve purposes.
- P.C. 210, 26th January, 1917. Dispensing with residence duties in connection with the entry of Frank Ruppert for the S.W.  $\frac{1}{4}$  of 16-33-14, W. 4th.
- P.C. 301, 2nd February, 1917. Dispensing with residence duties in connection with the entry of Wm. Thorburn for the S.W.  $\frac{1}{4}$  of 13-28-22, W. 2nd.

---

 CONTENTS OF VOLUME 14—*Continued.*


---

P.C. 316, 3rd February, 1917. Authorizing grant to L. F. Cardinal of the W.  $\frac{1}{2}$  of 22-108-13, W. 5th, by virtue of his occupation thereof at date of extinguishment of Indian Title.

P.C. 327, 6th February, 1917. Authorizing issue of free patent to Jos. Hewitt for the S.E.  $\frac{1}{4}$  of 20-44-3, W. 2nd, in lieu of land occupied by him being included in a Forest Reserve.

P.C. 481, 20th February, 1917. Authorizing the issue of license of occupation to the Canadian Northern Western Railway of certain lands for a bridge site.

P.C. 493, 20th February, 1917. Dispensing with residence duties by Samuel McCall on the E.  $\frac{1}{2}$  of 21-31-1, W. 3rd.

P.C. 560, 28th February, 1917. Authorizing time spent at farm labour in Canada during 1917, to count as residence duties on entries for Dominion lands.

P.C. 555, 28th February, 1917. Making provisions of Orders in Council of 8th May, 1915 (P.C. 1042), 20th September, 1915 (P.C. 2150), 9th December, 1915 (P.C. 2888), and the 12th January, 1916 (P.C. 33), applicable to pre-emptions and purchased homesteads.

P.C. 561, 5th March, 1917. Authorizing change in regulations permitting granting of one day's priority of right to make entry for available Dominion lands.

P.C. 526, 5th March, 1917. Authorizing extension of terms of Order in Council 11th March, 1915, for period of four months up to 11th July, 1917.

P.C. 572, 5th March, 1917. Limiting disposal of any natural resources except to a British subject, subject of Allied country, or neutral country.

P.C. 610, 7th March, 1917. Rescinding Order in Council 30th January, 1914, in so far as it affects descriptions of lands granted to Indians, and certain lands described be granted instead thereof.

P.C. 686, 16th March, 1917. Granting right to Mr. Notman to purchase certain lands in Province of Manitoba.

P.C. 687, 16th March, 1917. Granting certain lands to Department of Militia and Defence.

P.C. 688, 16th March, 1917. Granting certain lands for church purposes to Synod of Diocese of Calgary.

P.C. 762, 20th March, 1917. Authorizing sale of certain lands to Council of the town of Maple Creek.

P.C. 848 29th March, 1917. Authorizing sale of lands to Western Canada Power Company for power development purposes.

P.C. 858, 29th March, 1917. Authorizing grant of land for cemetery purposes to Rural Municipality of Bright Sand, No. 529.

P.C. 918, 3rd April, 1917. Amending Order in Council of 14th December, 1916, with respect to application thereof to Canadian Expeditionary Forces.

P.C. 919, 3rd April, 1917. Granting certain lands for cemetery purposes to the village of Vanguard, Saskatchewan.

P.C. 926, 3rd April, 1917. Authorizing sale of N.W.  $\frac{1}{4}$  36-45-25, W. 3rd, to Allan V. Macie.

P.C. 927, 3rd April, 1917. Authorizing sale of certain lands to N. J. Bailey under certain conditions.

P.C. 1068, 18th April, 1917. Authorizing issue of lease of certain lands to Northern Fish Company, Limited, Selkirk, Manitoba.

P.C. 1066, 18th April, 1917. Authorizing issue of license of occupation of certain lands to the city of Winnipeg for water-power purposes.

P.C. 1067, 18th April, 1917. Dispensing with residence duties and authorizing issue of patent to James Wilson, in connection with the N.E.  $\frac{1}{4}$  of 35-19-11, W.P.M.

P.C. 1069, 18th April, 1917. Authorizing grant of certain lands for cemetery purposes to the village of Major, Saskatchewan.

P.C. 1071, 18th April, 1917. Authorizing grant of certain lands to rural municipality of Lakeview, No. 454 Alberta, for cemetery purposes.

P.C. 1072, 18th April, 1917. Authorizing issue of patent of certain lands to Mr. D. Ennill.

P.C. 1189, 30th April, 1917. Granting certain lands for the erection of a creamery plant to the Canora Creamery Association, Limited.

P.C. 1222, 3rd May, 1917. Setting apart certain lands for the Indian of the Peguis.

P.C. 1207, 4th May, 1917. Authorizing issue of patent to Allen E. McDonald.

P.C. 1249, 8th May, 1917. *Re* granting patent to any person not a British subject by birth or naturalization who is on active service overseas.

P.C. 1268, 8th May, 1917. Rescinding Order in Council P.C. 572, 5th March, 1917, and enacting new regulations therefor.

P.C. 1315, 11th May, 1917. Granting certain lands for church and cemetery purposes to the Church of God of Edmonton, Alberta.

P.C. 1378, 21st May, 1917. Setting apart certain lands for park purposes and granting the same to the rural municipality of Mariposa, No. 350, Saskatchewan.

P.C. 1377, 21st May, 1917. Relieving Mr. H. Wills of further residence duties on the north half of 22-25-10 W. 4th.

P.C. 1348, 21st May, 1917. Authorizing grant of certain lands to Winnipeg Electric Railway Company.

P.C. 1429, 25th May, 1917. Authorizing certain regulations for the disposal of quartz mining claims on Dominion lands.

---

**CONTENTS OF VOLUME 14—Continued.**

- P.C. 1455, 29th May, 1917. Authorizing grant of certain lands to the town of The Pas for industrial purposes.
- P.C. 1471, 1st June, 1917. Setting apart certain lands in the Province of Manitoba for Indians.
- P.C. 1532, 4th June, 1917. Authorizing grant of certain lands for church purposes to the Board of Management of the Church and Manse Building Fund of the Presbyterian Church in Canada for Manitoba and the Northwest.
- P.C. 1533, 4th June, 1917. Vesting certain lands in His Majesty in the right of the Province of Alberta.
- P.C. 1536, 5th June, 1917. Authorizing Rev. W. B. Cumming, Saskatoon, to make entry by proxy on behalf of James Grossart.
- P.C. 1580, 11th June, 1917. Withdrawing certain lands which had been reserved for the Hudson's Bay Railway.
- P.C. 1613, 13th June, 1917. Authorizing grant of certain lands to the town of Gimli, for cemetery purposes.
- P.C. 1691, 21st June, 1917. Authorizing sale of certain lands to John Hedberg, Jasper, Alberta.
- P.C. 1675, 21st June, 1917. Authorizing license of occupation to Canadian Northern Railway Company of certain lands on the Red Deer River for bridge construction purposes.
- P.C. 1761, 26th June, 1917. Authorizing sale of certain lands to the Canadian Pacific Railway Company.
- P.C. 1716, 26th June, 1917. Restoring the homestead entry of L. H. Roberts who died while on active service overseas.
- P.C. 1717, 26th June, 1917. Authorizing sale of certain lands to William Rincheshen.
- P.C. 1718, 26th June, 1917. Authorizing grant of certain lands for cemetery purposes to the rural municipality of Bright Sand, No. 529, Saskatchewan.
- P.C. 1817, 30th June, 1917. Authorizing exchange of certain lands to Indians in lieu of lands surrendered.
- P.C. 1820, 30th June, 1917. Authorizing grant of lands for church and cemetery purposes to the Bethel Evangelical Scandinavian Lutheran Congregation.
- P.C. 1821, 30th June, 1917. Authorizing grant of land for cemetery purposes to the Ruthenian Greek Catholic Parish of St. Michael's in Communion with Rome, St. Martin, Manitoba.
- P.C. 1866, 6th July, 1917. Dispensing with residence duties in connection with the entry of W. L. Taylor for the N.W. ¼ 13-25-1, W.P.M.
- P.C. 1877, 9th July, 1917. Authorizing person on active service overseas to appoint attorney to make application for patent.
- P.C. 1937, 12th July, 1917. Authorizing grant of certain lands for cemetery purposes to St. George Cemetery Company, Egremont, Alberta.
- P.C. 2039, 26th July, 1917. Authorizing grant of certain lands for park purposes to the town of Drumheller, Alberta.
- P.C. 2036, 27th July, 1917. Authorizing grant of land for cemetery purposes to rural municipality of Bear Lake, No. 740.
- P.C. 2037, 27th July, 1917. Authorizing grant of land for church purposes to Synod of the Diocese of Qu'Appelle.
- P.C. 2038, 27th July, 1917. Authorizing sale of certain lands to Diocese of Ruperts Land.
- P.C. 2066, 27th July, 1917. Authorizing the cancellation of the survey of certain lands along the old Dawson Road.
- P.C. 2075, 30th July, 1917. Amending Order in Council dated 29th May, 1917, with reference to the name of the Board of Trade of the town of The Pas, Manitoba.
- P.C. 2076, 1st August, 1917. Authorizing regulations *re* timber.
- P.C. 2090, 1st August, 1917. Amending forest reserve regulations.
- P.C. 2108, 6th August, 1917. Authorizing certain changes in Dominion lands regulations for the protection of water-power resources.
- P.C. 2109, 6th August, 1917. Authorizing license of occupation to Canadian Northern Pacific Railway Company of certain lands in the bed of the South Thompson River.
- P.C. 2171, 8th August, 1917. Authorizing the disposition of certain lands for town-site purposes.
- P.C. 2239, 15th August, 1917. Confirming the late C. R. Coutts in his entry for the S.E. 6-83-17 W. 6.
- P.C. 2241, 18th August, 1917. Authorizing sale by auction of certain school lands.
- P.C. 2258, 18th August, 1917. Authorizing the lease of certain lands to the Salts and Potash Company of Canada.
- P.C. 2259, 18th August, 1917. Granting certain lands for cemetery purposes to La Corporation Episcopale Catholique Romaine de Regina.
- P.C. 2226, 18th August, 1917. Transferring certain lands from Indian Affairs to Interior Department to be used for church purposes.
- P.C. 2287, 18th August, 1917. Confirming the late Joe White, who died on active service overseas, in his entry for the N.E. 11-89-9 W. 4.
- P.C. 2419, 1st September, 1917. Dispensing with residence duties in connection with the entry of J. L. Crawford for the N.E. 21-2-15 W. 3rd.

# CONTENTS OF VOLUME 14—Continued.

- P.C. 2436, 1st September, 1917. Transferring certain lands to the Province of Manitoba for drainage purposes.
- P.C. 2420, 1st September, 1917. Granting certain lands to Col. Malloy.
- P.C. 2460, 11th September, 1917. Granting certain lands for church purposes.
- P.C. 2488, 11th September, 1917. Granting certain lands for summer home and shooting purposes.
- P.C. 2489, 11th September, 1917. Granting certain lands for church purposes.
- P.C. 2490, 11th September, 1917. Granting certain lands for cemetery purposes.
- P.C. 2535, 11th September, 1917. Granting a lease of certain lands for cement purposes.
- P.C. 2509, 11th September, 1917. Relieving entrant on active service from necessity of erecting a house on his homestead.
- P.C. 2561, 15th September, 1917. Dispensing with residence duties in case of entry for the S.E. 33-10-15 W. 4.
- P.C. 2593, 17th September, 1917. Granting certain lands to R. B. Clarke in lieu of other lands surrendered to the Crown by him.
- P.C. 2641, 28th September, 1917. Granting certain lands to the Grand Trunk Pacific Development Company, Limited.
- P.C. 2721, 3rd October, 1917. *Re* purchase of certain reclaimed lands in Kleskun Lake.
- P.C. 2728, 3rd October, 1917. Granting certain lands for church purposes.
- P.C. 2857, 12th October, 1917. *Re* certain lands granted for creamery plant purposes.
- P.C. 2856, 12th October, 1917. Granting certain lands for cemetery purposes.
- P.C. 3027, 3rd November, 1917. *Re* status of applicants for homestead entries as to nationality.
- P.C. 3163, 9th November, 1917. Granting certain lands for church and cemetery purposes.
- P.C. 3179, 13th November, 1917. Granting certain lands to A. Thoma, Calais, Alta.
- P.C. 3201, 14th November, 1917. Setting apart certain lands for the Sioux Band of Indians.
- P.C. 3242, 19th November, 1917. Granting certain lands for church purposes.
- P.C. 3210, 15th November, 1917. Granting permission to cut certain timber for ship building purposes.
- P.C. 3244, 29th November, 1917. Authorizing the granting of grazing permits in the Big Stick Forest Reserve.
- P.C. 3499, 4th January, 1918. Transferring certain lands to the Indian Affairs Department.
- P.C. 3512, 4th January, 1918. Granting certain lands for use for Customs purposes.
- P.C. No. 41-72, 10th January, 1918. Granting certain lands for right of way purposes.
- P.C. 65, 12th January, 1918. Granting certain lands to Alex. Cardinal, Jr., Fort Vermilion.
- P.C. 67, 12th January 1918. Granting certain lands to Chas. Enn, Calais, Alberta.
- P.C. 66, 12th January, 1918. Granting certain lands to Chas. Standing Ribbon, Calais, Alberta.
- P.C. 157, 22nd January, 1918. Change in description of certain lands granted personal representatives of the late T. W. Chalmers.
- P.C. 34-238, 30th January, 1918. Granting certain lands for cemetery purposes.
- P.C. 317, 8th February, 1918. Granting certain lands to the province of Saskatchewan for roadway purposes.
- P.C. 332, 11th February, 1918. Authorizing sale of certain lands reclaimed by drainage.
- P.C. 67-352, 11th February, 1918. Granting certain lands to A. McKillop.
- P.C. 69-352, 11th February, 1918. Exchanging certain lands with Hudson Bay Company in order to grant homestead entry for land relinquished by the company.
- P.C. 357, 13th February, 1918. Granting certain lands to the City of Regina for park purposes.
- P.C. 400, 18th February, 1918. Setting apart certain lands as school lands.
- P.C. 401, 20th February, 1918. Enacting regulations affecting men on active service.
- P.C. 23-425, 20th February, 1918. Leasing certain lands for mining purposes.
- P.C. 430, 21st February, 1918. Granting certain lands to the Grand Trunk Pacific Branch lines for terminal purposes.
- P.C. 459, 7th March, 1918. Enacting regulations *re* homesteaders employed as farm labourers.
- P.C. 538, 7th March, 1918. Enacting certain regulations affecting men on active service who hold homestead entries.
- P.C. 37-563, 8th March, 1918. Enacting regulations governing the leasing of unpatented lands held under homestead entry. Presented by Hon. Mr. Meighen, April 2, 1918. . . . . *Not printed.*

74. Return called for by section 88, of chapter 62, Revised Statutes of Canada, requiring that the Minister of the Interior shall lay before Parliament, each year, a return of liquor brought from any place out of Canada into the Territories by special permission in writing of the Commissioner of the Northwest Territories, for the year ending 31st December, 1917. Presented by Hon. Mr. Meighen, April 2, 1918. . . . . *Not printed.*

# CONTENTS OF VOLUME 14—*Continued.*

75. Return showing all lands sold by the Canadian Pacific Railway Company during the year ending 30th September, 1917, together with the names of the purchasers, in accordance with the Statutes of Canada, 1886, chapter 9, section 8. Presented by Hon. Mr. Meighen, April 2, 1918. . . . .*Not printed.*
76. Return to an Order of the House of March 25, 1918, for a return showing the total money value of the hard coal, soft coal, oil and gasoline imported into Canada during the years ending March 31, 1914, 1915, 1916 and 1917, and for each month since March, 1917. Presented by Hon. Mr. Sifton, April 2, 1918. . . . .*Not printed.*
77. Detailed statement of remissions of customs duties and the refund thereof, under section 22, Consolidated Revenue and Audit Act, through the Department of Customs, for the fiscal year ended 31st March, 1917. Presented by Hon. Mr. Sifton, April 3, 1918. . . . .*Not printed.*
78. Memorandum of Conferences between representatives of Labour and the War Committee, January, 1918. Presented by Hon. Mr. Rowell, April 3, 1918. . . . .*Printed for sessional papers only.*
79. A detailed statement of all bonds or securities registered in the Department of the Secretary of State of Canada, since last return (31st January, 1917) submitted to the Parliament of Canada under section 32 of chapter 19, of the Revised Statutes of Canada, 1906. Presented by Hon. Mr. Sifton, April 3, 1918. . . . .*Not printed.*
80. Return to an Order of the House, of the 25th March, 1918, for a copy of all letters, telegrams, petitions and other papers and documents relating to the appointment of a preventive officer at Mulgrave, N.S., to fill the position made vacant by the death of the late David Murray. Presented April 8, 1918.—*Mr. Sinclair.* . . . .*Not printed.*
81. Return to an Order of the House of the 25th March, 1918, for a return showing:—1. The total amount of war contracts fulfilled in the Province of Quebec, from August, 1914, to January, 1918. 2. How many war munitions establishments are in activity in the Province of Quebec. 3. How many shells are manufactured weekly in said province. 4. How many hands are engaged in such establishments in said province. Presented April 8, 1918.—*Mr. Prevost.* . . . . .*Not printed.*
82. Return showing:—1. What sum of money has been spent for repairs to the wharf at Graham, since 1911. 2. Who has superintended the works, and the names of the parties who have been employed thereat. 3. What amount has been paid to each of them, and at what rate per diem. 4. The names of the parties supplying materials, and what amount has been paid to each of them. Presented April 8, 1918.—*Mr. Boyer.* . . . . .*Not printed.*
83. Return showing:—1. From what person or persons, firm or firms, the stone used in the rebuilding of the new Parliament building was purchased. 2. From what stone quarry or quarries the said stone was taken. 3. Where the said quarry or quarries are situated. 4. Whether public tenders were called for the supplying of said stone. 5. If so, from whom, and at what prices offers were received, and if said offers were f.o.b. at place of shipment or f.o.b. Ottawa. 6. If said stone was supplied from different quarries what quantities were supplied from each quarry respectively. Presented April 8, 1918.—*Mr. Copp.* . . . . .*Not printed.*
84. Memorandum No. 3, respecting work of the Department of Militia and Defence—European War—from February 1, 1916, to December 31, 1916. Presented by Hon. Mr. Mewburn, April 10, 1918. . . . .*Not printed.*
- 84a. Memorandum No. 4 respecting work of the Department of Militia and Defence, from January 1, 1917, to December 31, 1917. Presented by Hon. Mr. Mewburn, April 23, 1918. . . . .*Not printed.*
85. Return showing:—1. How many buildings have been rented by the Government in the city of Ottawa since February 1, 1915. 2. The owners of the said buildings. 3. Where said buildings are situated. 4. What rent per annum is paid for each building or part of building. 5. For what time or term said buildings are rented. Presented April 10, 1918.—*Mr. Papineau.* . . . . .*Not printed.*
86. Return to an Address to His Excellency the Governor General of the 21st March, 1918, for a copy of all Orders in Council appointing members of the National Service Board, and all reports made individually or collectively by the members of the Board. Presented April 10, 1918.—*Sir W. Laurier.* . . . . .*Not printed.*
87. Return to an Order of the House of the 3rd April, 1918, for a return showing:—1. Who are the commissioned officers employed at Quebec by the Military authorities in connection with Recruiting Branch, Army Service Corps, The Royal Canadian Engineers, The Royal Canadian Garrison Artillery and the Royal Canadian Artillery. 2. How long they have been connected with each branch. 3. What service each of them is

---



---

### CONTENTS OF VOLUME 14—*Continued.*

- performing. 4. What salary each one of them is receiving. 5. Who among them have performed service overseas, and how long they have been actually at the front. 6. How long they were in the trenches. 7. To which battalion they belonged when overseas. Presented April 11, 1918.—*Mr. Power*. . . . .*Not printed.*
88. Return to an Order of the House of the 4th April, 1918, for a return showing:—1. What properties, if any, have been purchased by the Militia Department or the Military Hospital Commission in Quebec City, since the first of January, 1917. 2. From whom these purchases were made, and on whose recommendation. 3. The purchase price. Presented April 11, 1918.—*Mr. Power*. . . . .*Not printed.*
89. Return to an Order of the House of the 4th April, 1918, for a return showing:—1. How many persons of all ranks are employed by the Military Hospitals Commission in British Columbia, and their names, rank and salaries. 2. Why they were appointed, and where they are stationed. 3. How many of these men have seen service at the front. 4. Who the senior official is of the Military Hospitals Commission in British Columbia. 5. What the total monthly cost of carrying on the work of the Commission in British Columbia is, and how many men are being looked after at present. 6. How many buildings are operated by the Military Hospitals Commission in British Columbia, and where they are situated. 7. How many officials from headquarters in Ottawa found it necessary to visit the Pacific Coast during the past year, and for what purpose. 8. If the Military Hospitals Commission has a regularly appointed publicity agent. If so, what his name is, and what his duties are. 9. If he has seen overseas service, and what his salary is. 10. The total cost of the publicity department during 1917. Presented April 11, 1918.—*Mr. Stevens*. . . . .*Not printed.*
90. Return to an Order of the House of the 20th March, 1918, for a return showing the names of the staff of the Hospital Commission, the number of persons employed, their names, duties, salaries, former occupation and amounts paid to each for travelling expenses. Presented April 11, 1918.—*Mr. Devlin*. . . . .*Not printed.*
91. Return to an Order of the House of the 3rd April, 1918, for a return showing:—1. How many Victoria Crosses have been awarded to members of the Canadian Expeditionary Force to date. 2. The name, address, battalion, and rank of each recipient. 3. The official respective record in respect of which each decoration was given in each case. Presented April 11, 1918.—*Mr. Middlebro*. . . . .*Printed for sessional papers only.*
92. Return to an Order of the House of the 8th April, 1918, for a copy of a certain memorandum sent to the Minister of Public Works by the senior member for Ottawa relating to the abolition of patronage, and of all papers, letters and other documents which passed between him and the Minister of Public Works in relation thereto since the 17th of December, 1917. Presented April 2, 1918.—*Mr. McMaster*. . . . .*Not printed.*
93. Summary Report of the Clerk of the Crown in Chancery of the General Election Returns, 1917. Presented by the Speaker, April 15, 1918. . . . .*Not printed.*
94. Return to Order of the House of the 11th April, 1918, for a return showing:—1. What steps, if any, have been taken by the Government to investigate war trade conditions in the United States. 2. Apart from members of the Cabinet if any parties have been sent by the Canadian Government on missions respecting war trade conditions in the United States. If so, what the names are of those who have been sent. 3. If any such parties have been sent, what the total expense is to the Government of such missions. Presented April 15, 1918.—*Mr. Devlin*. . . . .*Not printed.*
95. Return to an Address to His Excellency the Governor General, of the 20th March, 1918, for a copy of all Orders in Council, reports and correspondence with respect to the admission free of duty of farm tractors and other agricultural implements. Presented April 15, 1918.—*Sir W. Laurier*. . . . .*Not printed.*
96. Copies of Orders in Council issued in connection with the Military Voters' Act, 1917, and the War-time Elections Act, as follows:—  
P.C. 2010, 7th November, 1917.—Instructions for the guidance of electors under the Military Voters' Act, 1917.  
P.C. 3158, 9th November, 1917.—Scrutineers; appointment of six and providing payment for services and expenses, etc.  
P.C. 3159, 9th November, 1917.—Presiding officers; appointment of certain and providing payment for services as, etc.  
P.C. 3276, 24th November, 1917.—Special returning officers and clerks; appointment of and providing payment for services as, etc.  
P.C. 3277, 27th November, 1917.—Regulation providing polls for returned military electors who are Indians.  
P.C. 3322, 29th November, 1917.—Provision for taking votes of military electors belonging to units or drafts under orders to leave Canada before polling day.  
P.C. 3404, 17th December, 1917.—Presiding officers; Engineer Captain W. M. Frowd, appointed in place of Captain F. C. C. Pascoe, at Halifax, N.S.  
P.C. 6405, 17th December, 1917.—*Re* taking votes of units under orders to leave Canada, O.C. 29th November, 1917, amended.  
P.C. 7, 8th January, 1918.—Special returning officers and clerks; appointment of further number of.

# CONTENTS OF VOLUME 14—Continued.

- P.C. 8, 4th January, 1918.—Scrutineers, travelling and living expenses of defined.
- P.C. 9, 4th January, 1918.—Special returning officers and clerks; remuneration of.
- P.C. 10, 4th January, 1918.—Scrutineers; appointment Major Thomas Gibson, of London, Eng., in place of Brigadier-General J. F. L. Embury.
- P.C. 11, 4th January, 1918.—Further regulations for carrying the Military Voters' Act, 1917, into effect.
- P.C. 12, 8th January, 1918.—Payment for services of Boards of Appeal in Ontario and revising officers in Nova Scotia *re* revision of voters' lists.
- P.C. 13, 4th January, 1918.—Election in Halifax; Ward 6 constituted one single polling division.
- P.C. 63, 8th January, 1918.—Special returning officers and clerks; remuneration of. O.C. 4th January, 1918 (P.C. No. 9) amended.
- P.C. 84, 12th January, 1918.—Special returning officers; appointment Capt. Harold Baker, C.E.F., London, Eng., in place of Lt.-Col. Nelson Spencer.
- P.C. 85, 12th January, 1918.—Clerk of special returning officer; appointment Archibald Dickson, of Harrow, Eng. in place of Capt. Rippon, R.A.M.C.
- P.C. 98, 15th January, 1918.—Clerk of special returning officers; appointment E. L. Ginna in place of Ainslie W. Greene.
- P.C. 162, 19th January, 1918.—Resignation of R. A. Pringle as special returning officer and appointment of John W. P. Ritchie in his stead, and appointment of special returning officers and clerks.
- P.C. 323, 8th February, 1918.—Length of sessions to constitute a day's work.
- P.C. 396, 18th February, 1918.—Lieut. N. G. Charlton, presently in France, appointed to replace Major Powell as special returning officer.
- P.C. 397, 18th February, 1918.—Edgar E. R. Chevrier appointed to replace J. A. Pinard as special returning officer.
- P.C. 602, 12th March, 1918.—Proclamation of returns from overseas issued on receipt of telegraphic information. Presented by Hon. Mr. Doherty, April 15, 1918.  
*Not printed.*
97. Return to an Order of the House of the 3rd April, 1918, for a copy of all judgments rendered up to date under the operation of the Military Service Act, 1917, by the Central Appeal Judge. Presented April 15, 1918.—*Mr. Trahan* . . . . .*Not printed.*
98. Return to an Order of the House of the 20th March, 1918, for a return showing the names of all persons employed in Ottawa in the Military Service Council, their salaries and former occupations. Presented April 15, 1918.—*Mr. Devlin* . . . . .*Not printed.*
99. Report of the Royal Commission appointed to inquire into and report upon the Pilotage System and its administration at the port of Halifax. N.S. Presented by Hon. Mr. Ballantyne, April 15, 1918. . . . .*Not printed.*
100. Return to an Order of the Senate, dated 21st March, 1918, showing:—The details of certain totals, being the estimated cost of streets, sewers, etc., given on figures 29-30, placed between pages 96-97 of Rural Planning and Development, written by Thomas Adams, being a report published by the Commission of Conservation dated 1917. The said totals being \$35,584, \$26,736, \$20,748 and \$23,533.—*The Senate* . . . . .*Not printed.*
101. Return to an Order of the Senate, dated 22nd March, 1918, showing:—1. The different aviation camps established by the Canadian Government and their location, with the date of their establishment. 2. The number of aviators who have gone through those camps since their establishment, and of those who have obtained their certificates. 3. The number of aviators now qualifying in each of these camps. 4. The number of accidents which happened in each of these camps, distinguishing: (a) mortal accidents; (b) serious accidents; (c) slight accidents, with their respective dates. 5. The number of machines out of commission, as a total loss or seriously damaged.—*The Senate*.  
. . . . .*Not printed.*
102. Return to an Order of the House of the 10th April, 1918, for a copy of all correspondence concerning the resignation of W. F. O'Connor, K.C., as Cost of Living Commissioner. Presented April 16, 1918.—*Mr. Lemieux* . . . . .*Not printed.*
103. Copy of Order in Council, P.C. 758, dated 26th March, 1918, relating to the making of a contract with the Dominion Steel Corporation, Limited, for the manufacture of steel plates required in the construction of ships and boilers. Presented by Hon. Mr. Ballantyne, April 18, 1918. . . . .*Not printed.*
104. Copy of Order in Council, P.C. 915, dated 16th April, 1918, prohibiting the press from publishing any adverse statement, report or opinion concerning the action of the allied nations in the prosecution of the war; and also prohibiting any person from publicly expressing any adverse statement, report or opinion concerning the same. Presented by Hon. Mr. Doherty, April 18, 1918.
105. Report of the Military Service Council on the administration of the Military Service Act, 1917 Presented by Hon. Mr. Doherty, April 18, 1918.



---



---

 CONTENTS OF VOLUME 14--*Continued.*

116. Statement showing how many members of the outside service have been transferred to the inside service since October 1, 1917, and how many persons have been appointed under section 21 of the present Civil Service Act since that time. Presented by Hon. Mr. Maclean, April 22, 1918. . . . .*Not printed.*
117. Return to an Address to His Excellency the Governor General of the 8th April, 1918, for a copy of Orders in Council in reference to the appointment of Colonel Langton as Paymaster General in the Militia Department. Presented April 22, 1918.—*Mr. Copp.*  
*Not printed.*
118. Return to an Order of the House of the 18th April, 1918, for a return showing:—1. What blue books have been printed during the years 1916 and 1917. 2. Which of said books have been printed in both languages. 3. Which of said books have been printed in the English language only. 4. Which of said books have been printed in the French language only. Presented April 22, 1918.—*Mr. Demers.* . . . .*Not printed.*
119. Copy of Order in Council P.C. 807, dated the 3rd of April, 1918, with respect to the reservation of Dominion Lands for disposition under the Soldiers' Settlement Act (Chapter 21, 7-8 George V). Presented by Hon. Mr. Meighen, April 23, 1918.  
*Not printed.*
120. Statement of amounts paid to newspapers, etc., on account of Victory Loan Advertising. Presented by Sir Robert Borden, April 24, 1918. . . . .*Not printed.*
121. Copy of the Report submitted by the Officer in charge of the Canadian War Records Office, London England, to the Right Honourable Sir Robert L. Borden, G.C.M.G., M.P., Prime Minister of Canada, on the work of the Canadian War Records Office since the date of its foundation to the 11th January, 1917. Presented by Sir Robert Borden, April 24, 1918. . . . .*Not printed.*
- 121a. Copy of the Second Annual Report of the Canadian War Records Office for the year 1917. Report submitted by the officer in charge to the Hon. Sir Edward Kemp, K.C.M.G., M.P., Overseas Minister of Militia and Defence. Presented by Sir Robert Borden, May 17, 1918. . . . .*Not printed.*
122. Return to an Order of the House of the 8th April, 1918, for a return showing:—1. How many persons belonging to class one were liable to be called under the Military Service Act, 1917, in each of the provinces and the Yukon Territory, respectively. 2. How many in each province have reported themselves for service. 3. How many in each province have asked to be exempted from military service. 4. How many in each province have been exempted by local tribunals. 5. How many decisions rendered in each province by local tribunals have been appealed from by: (a) recruits; (b) representatives or military authorities. 6. In how many appeal cases have decisions been rendered in each province, how many appeals have been allowed, and how many rejected in each province. 7. How many cases are still pending before the Central Appeal Judge. 8. Whether it is the intention of the military authorities or public representatives to appeal in some other cases, either before the appeal tribunal or before the Central Appeal Judge. 9. If so, how many in each province. Presented April 24, 1918.—*Mr. Trahan.* . . . . .*Not printed.*
123. Return to an Order of the House of the 8th April, 1918, for a copy of all correspondence, certificates, recommendations and other documents in reference to the granting of a total disability pension to Colonel R. H. Labatt.—Presented April 24, 1918.—*Mr. Copp.*  
*Not printed.*
124. Return to an Order of the House of the 24th April, 1918, for a return showing:—1. Upon whose recommendation the returning officer for the county of Joliette, in the last Federal election, was appointed. 2. Whether enumerators were appointed in accordance with paragraph one, section forty-two, of the Dominion Elections Act, as amended by the War-time Elections Act of 1917. 3. If so, the names of the enumerators so appointed, when the list of such enumerators was sent, and to what person or persons said list was sent. Presented April 25, 1918.—*Mr. Denis.* . . . . .*Not printed.*
125. Copy of Order in Council, P.C. 812, dated 5th April, 1918.—Regulations governing the Soldier Settlement Loan under the authority of the Soldier Settlement Act (Chapter 21, 7-8 George V). Presented by Hon. Mr. Meighen, April 26, 1918. . . . .*Not printed.*
126. Return to an Address to His Excellency the Governor General of the 25th March, 1918, for a copy of all letters and telegrams exchanged between the Dominion Government and the various provincial executives concerning the Order in Council of 22nd December, 1917, respecting the sale of securities by provincial, colonial or foreign governments, municipalities and other bodies. Presented April 29, 1918.—*Mr. Lemieux.*  
*Not printed.*

---

**CONTENTS OF VOLUME 14—Continued.**


---

- 127.** Return to an Order of the House of the 25th March, 1918, for a return showing:—1. If any money has been paid to the *Dundalk Herald*, the *Flesherton Advance*, the *Mark-da'e Standard*, the *Durham Chronicle*, the *Grey Review*, or the *Hanover Post* for advertising or for any other reason since 1st October, 1917. If so, how many was paid in the case of each of the papers mentioned. Presented April 29, 1918.—*Mr. Cahill.*  
*Not printed.*
- 128.** Return to an Order of the House of the 15th April, 1918, for a return showing:—1. The officers employed at Quebec on the staff of the Military District No. 5. 2. How long they have been connected with this branch. 3. What service each of them is performing. 4. What salary and allowance each of them is receiving. 5. Names of those amongst them who have performed service overseas. 6. How long they have been actually at the front. 7. How long they were in the trenches. 8. To which battalion they belonged while overseas. Presented April 29, 1918.—*Mr. Power.*... *Not printed.*
- 129.** Report of the Commissioners appointed to investigate the businesses of William Davies Co., Ltd., and Matthews-Blackwell, Ltd., dated 1st November, 1917. Presented by Hon. Mr. Crothers, May 1, 1918.
- 130.** Return to an Order of the House of the 24th April, 1918, for a return showing the details of certain totals being the estimated cost of street sewers, etc., given on figures 29 and 30 placed between pages 96-97 of Rural Planning and Development written by Thomas Adams, being a report published by the Commission of Conservation dated 1917. The said totals being \$35,534, \$26,736, \$20,748 and \$23,533. Presented May 1, 1918.—*Mr. Lemieux.*... *Not printed.*
- 131.** Statement of expenditure of the Dominion Publicity Committee in account with the Dominion Government, and in connection with the Victory Loan, 1917. Presented by Hon. Mr. Maclean, May 1, 1918.
- 131a.** Report of Mr. A. E. Ames, Chairman of the Dominion Executive Committee of Canada, in connection with the Victory Loan, 1917. Presented by Hon. Mr. Maclean, May 1, 1918... *Not printed.*
- 131b.** Statement showing details of remuneration paid in connection with Victory Loan. Presented by Hon. Maclean, May 11, 1918... *Not printed.*
- 132.** Return to an Order of the House of the 3rd April, 1918, for a return showing:—1. How many local tribunals were established throughout Canada under the Military Service Act. 2. What remuneration per diem was allowed each member of such tribunal. 3. What was remuneration per day for Secretary of tribunal and also for constables or caretaker of the tribunal sessional chamber. 4. What has been the total expenditure to date on account of tribunals under the Military Service Act. 5. Whether there are any outstanding claims unpaid. Presented May 1, 1918.—*Mr. White (Victoria).*  
*Not printed.*
- 133.** Report of the Ninth Annual Meeting of the Commission of Conservation, Canada, November 27-28, 1917.—(*The Senate*)... *Not printed.*
- 134.** Return showing—1. Whether the building of the hospital for invalid soldiers at Ste. Anne de Bellevue is under Government control. 2. If not, through whose agency. Whether it is being built by contract or under the supervision of any public body. 3. What sum has been paid by the Government for the land where this hospital is being erected. 4. What the cost of construction will be. 5. How many invalid soldiers it will accommodate. 6. How far this hospital is from Macdonald College. 7. Whether the Government has considered the very grave inconvenience which may result from the erecting of such an institution in the vicinity of a college where hundreds of young ladies are being educated. Presented May 1, 1918.—*Mr. Boyer*... *Not printed.*
- 135.** Return to an Order of the Senate, dated April 23, 1918, giving the following information:—The names, dates of appointments, salaries or wages of all clerks and employees of the Department of Public Printing and Stationery, under the following heads:—(a) King's Printer's staff, including advertising. (b) Printing Branch. 1. Clerks. 2. Proofreaders. 3. Typesetting rooms: Mono, Lino, Job and Parliamentary. 4. Press rooms: Platen and Cylinder. 5. Binding: Book, Pamphlet. 6. Stereotyping. 7. Map engraving. 8. Any other Departments. (c) Outside Printing Branch. (d) Accountants. (e) Stationery. (f) Distribution. (g) Mechanical staff. (h) *Canada Gazette*. (i) Caretaker. (j) Any other Departments.—(*The Senate*)... *Not printed.*
- 136.** Return showing:—1. Whether tenders have been recently submitted to the Department of Militia and Defence or to the War Purchasing Commission for a supply of Smoked Wiltshire Bacon, at Toronto, Kingston and London. 2. If so, who the tenderers are, and what their prices are, in each case. 3. To whom the contract has been awarded in each case, and at what price. Presented May 2, 1918.—*Mr. Murphy.*... *Not printed.*

CONTENTS OF VOLUME 14—*Continued.*

137. Order in Council, P.C. 26/942, dated the 19th April, 1918, with regard to remissions made under section 88 of The Indian Act, chapter 81, R.S.C. 1906, of the interest on arrears of purchase price of Park Lot No. 19, in the village of Southampton, in the County of Bruce, Ontario, amounting to \$18.—(*The Senate*) . . . . . *Not printed.*
138. Order in Council, P.P. 871, dated 23rd April, 1917, being regulations for the protection of migratory game birds, migratory insectivorous and migratory non-game birds, which inhabit Canada during the whole or any part of the year, under the authority of The Migratory Bird Act, 7-8 George V, 1917.—(*The Senate*) . . . . . *Not printed.*
139. Return to an Order of the House of the 6th May, 1918, for a return showing:—What the gross earnings of the National Transcontinental railway were for the year ending 31st March, 1918; how much was earned between Moncton and Quebec, between Quebec and Cochrane Junction, between Cochrane Junction and Winnipeg, and between Lake Superior Junction and Fort William, and the amount paid by that railway to the Canadian Pacific for terminal charges at Quebec. Presented May 13, 1918.—*Mr. Lavigne* . . . . . *Not printed.*
140. Return to an Order of the House of the 24th April, 1918, for a copy of all correspondence, letters, telegram and other papers exchanged between the Food Controller and the Winnipeg Civic Authorities concerning cold storage conditions at Winnipeg. Presented May 13, 1918.—*Mr. Lemieux* . . . . . *Not printed.*
141. Interim Report No. 2, Georgian Bay Canal Commission,—Wheat Prices, and a Comparative Study of United States and Canadian Markets, by W. Sanford Evans. Presented by Hon. Mr. Carvell, May 13, 1918. . . . . *Printed for distribution and Sessional Papers.*
142. Interim Report No. 3, Georgian Bay Canal Commission—Transatlantic Passenger and Freight Traffic and Steamship Subsidies, by W. Sanford Evans. Presented by Hon. Mr. Carvel, May 13, 1918. . . . . *Printed for distribution and Sessional Papers.*
143. Return to an Order of the House, of the 24th April, 1918, for a copy of all correspondence and petitions passed between the Prime Minister and Civil Service Federation, concerning certain appointments made in the Post Office and Customs Departments since the 17th of December, 1917. Presented May 13, 1918.—*Mr. Lemieux* . . . . . *Not printed.*
144. Return showing:—1. Whether the Government is aware that in the past sixteen months in the Cities of Winnipeg, Hamilton, Toronto, Ottawa and Montreal, the following quantities of foodstuffs, are reported to have been ordered to be destroyed as unfit for human consumption:—(a) Meats: Winnipeg, 7,262 lbs.; Hamilton, 4,874 lbs.; Toronto, quantities not given in lbs., only sides, quarters, legs, etc.; Ottawa, 7,787 lbs.; Montreal, 105,898 lbs. (b) Poultry: Winnipeg, 11,364 lbs.; Hamilton, 8 fowl; Montreal, 2,344 lbs. (c) Fish: Winnipeg, 9,066 lbs.; Toronto, 74,587 lbs., weight not given, only number of packages for remainder; Montreal, 137,903 lbs. (d) Vegetables: Winnipeg, 265,565 lbs.; Toronto, 5,855 lbs. cabbage, the rest weight not given, only crates, baskets, etc., also recently 48,010 lbs., or 24 tons of food unfit for human consumption; Montreal, 13,940 lbs. (e) Eggs: Winnipeg, 3,013 lbs.; Hamilton, 40 doz.; Toronto, 1,050 doz., 6 tubs, 1 pail, and 8 gallons yolk. (f) Butter: Winnipeg, 3,374 lbs.; Hamilton, 22 lbs. (g) Fruit (fresh and dried): Winnipeg, fresh, 46,375 lbs., dried, 37,207 lbs.; Hamilton, fresh, 12 baskets; Montreal, fresh, 3,362 lbs. 2. If so, what action the Government proposes taking to prevent a continuance of such waste. Presented May 13, 1918.—*Mr. Foster (York)*.
145. Return showing:—1. Whether the Government is aware that 236,490 pounds of food were destroyed in the city of Toronto between April 4 and April 29, 1918, according to a report of one of the Departments of the Toronto City Corporation. 2. Whether the Food Controller has taken any action to stop such wholesale waste of food. 3. If so, what he has done in this particular case. Presented May 15, 1918.—*Mr. Proulx*.  
*Not printed.*
146. Return to an Order of the House of the 22nd April, 1918, for a return showing:—1. The names of all persons employed in connections with the work of preparing the Votes and Proceedings, the Order Paper and the Journals of the House (a) in English, and (b) in French, and the salary and other remuneration paid to each. 2. The number of each of these documents printed, (a) in English, and (b) in French, and the cost of printing and binding the same for the fiscal year ending the 31st of March, 1918. Presented May 15, 1918.—*Mr. Currie* . . . . . *Not printed.*
147. Return to an Order of the House of the 22nd April, 1918, for a return showing:—1. The names of all persons employed in connection with the work of reporting and translating in the House. 2. How long each has been so employed. 3. The rate of remuneration paid to each during the past year, with the total amount paid to each class of persons. 4. Number of copies of the Debates of the House printed during the past year, (a) in English, and (b) in French, specifying the number of the unrevised and of the revised editions, respectively. 5. The cost of printing and binding the same for each year since 1900, inclusive. 6. The amounts paid in addition to the above, in each year since 1900, inclusive, for (a) reporting, (b) translating, (c) typewriting, and (d) printing proceedings before Parliamentary Committees. Presented May 15, 1918. *Mr. Currie*.  
*Not printed.*

---



---

 CONTENTS OF VOLUME 14—*Continued.*

148. Return to an Order of the House of the 24th April, 1918, for a return showing:—1. What control the Canadian Government has over the operations of the Imperial Royal Flying Corps in Canada, and what Department of the Government would exercise this control. 2. Whether the Canadian Government has any officers or representatives on the Canadian Branch of the Imperial Flying Corps. If so, what their names are, and what positions they occupy. 3. Whether the Canadian Government intends to take over all the offices, plant, and equipment, of the Imperial Royal Flying Corps in Canada at an early date. If not, why not. How many accidents and deaths have occurred in Canada, United States and Overseas among our flying men. 5. The nature of the investigations into these accidents, and where the records are kept. 6. Whether the Government of Canada at the close of the war intends to establish and maintain a Canadian Flying Corps. If so, what preparations are under way, with this end in view. 7. How many Canadians and how many Americans, have joined the Imperial Royal Flying Corps in Canada. 8. How many mechanics are employed by the Imperial Royal Flying Corps in Canada. 9. What amount of money has been expended in Canada by the Imperial Royal Flying Corps. 10. How many Canadian Officers who have seen air service overseas are in the employ of the Imperial Royal Flying Corps in Canada. Presented May 16, 1918.—*Mr. Armstrong (Lambton).*
- 148a. Return to an Order of the House of the 24th April, 1918, for a return showing:—1. What status the Canadian recruits of the Royal Flying Corps have in the military affairs of Canada. 2. In the case of permanent injury or death of Canadians in the Royal Flying Corps in the discharge of their duties, what provision has been made to pension their dependents. 3. How many men came to Canada from England to establish training camps for the Royal Flying Corps; if any of these men have returned to England. If so, how many have been replaced by Canadians. 4. What comparative results were obtained in training cadets at the training camps around Toronto and the camps located in Texas. 5. Whether the Royal Flying Corps went to Texas and remained there at the expense of, and on the request of the United States Government. 6. Whether the authorities of the Royal Flying Corps were asked to give consideration to a location in British Columbia. If so, what the nature of the request was. 7. If it is not a fact that the weather conditions in Texas proved very unfavourable for flying corps training purposes. 8. What investigations of a technical character were made of the air conditions in Texas before selecting that place as a training ground for our airmen. 9. What investigations were made as to the atmospherical and climatical conditions in British Columbia regarding the locating of an air squadron training camp in that province. 10. Whether the Imperial Munitions Board took an option to lease a large area of land at Delta, near Vancouver, B.C., to establish winter training camps for the Canadian training squadrons of the Royal Flying Corps, and whether tenders were asked for materials, hangers, buildings, etc. If so, why these negotiations were dropped. 11. How many deaths in the Royal Flying Corps training camps in Texas resulted from atmospherical conditions, which are unfavourable to the successful training of aviators. 12. Whether any requests have been made to the Canadian Government for assistance to the Royal Flying Corps either through appropriation or gifts of money for training machines. If so, the nature of these requests. 13. Where the records are kept of the causes of injury or illness of Canadian cadets and mechanics of the Royal Flying Corps. 14. Whether English-born drill sergeants are exclusively employed in the training of Canadian cadets in the Royal Flying Corps in Canada. 15. What efforts have been made by the Canadian Government or individuals or organizations to develop and assist the Flying Corps in Canada, and whether the Government has extended any assistance to these individuals or organizations. 16. Whether any part of the grant of \$100 provided by Order in Council for each aviator trained in Canada to defray a part of the expense incurred in training has been paid, or whether any request for payment has been made. Presented May 16, 1918.—*Mr. Armstrong (Lambton).* . . . . .*Not printed.*
149. Second Report of the War Purchasing Commission, covering period from 1st January, 1917, to 31st March, 1918. Presentd by Sir Robert Borden, May 16, 1918. . . . .*Not printed.*
150. Return to an Order of the Senate dated 9th May, 1918, for a return giving a statement of imports of petroleum oil's and spirits (gallons, value and duty) during each of the following fiscal years ending 31st March: 1909-10-11-12-13-14-15-16-17, and for each month of the unexpired year ending 31st March, 1918.—(*The Senate*). . . . .*Not printed.*
151. Report of the Administrative Chairman of the Honourary Advisory Council for Scientific and Industrial Research 1917-18. Presented by Sir George Foster, May 17, 1918. . . . .*Not printed.*
152. Return to an Address to His Excellency the Governor General, of the 13th May, 1918, for a copy of the Order in Council appointing Mr. Main Johnson and passed under the War Measures Act as mentioned by Hon. Mr. Rowell on page 1350 of *Unrevised Hansard*. Presented May 20, 1918.—*Mr. Archambault.* . . . . .*Not printed.*
153. First Report of the Munition Resources Commission, November, 1915, to February, 1918, inclusive. Presented by Hon. Mr. Burrell, 20th May, 1918. . . . .*Not printed.*

---




---

**CONTENTS OF VOLUME 14—Concluded.**

- 154.** Return to an Order of the House of the 22nd April, 1918, for a return showing:—What amounts have been paid by the Government for printing or advertising to the *Globe*, Toronto, and the *Devoir*, Montreal, during each of the fiscal years ending 31st March, 1915, 1916, 1917 and 1918. Presented May 20, 1918.—*Mr. McMaster*... ..*Not printed.*
- 155.** Return to an Order of the House of the 25th March, 1918, for a copy of all petitions, letters or communications of any kind either asking for or opposing the importation of coolie labour, from first of September last to date. Presented May 20, 1918.—*Sir Wilfrid Laurier*... ..*Not printed.*
- 156.** Return to an Order of the House of the 25th March, 1918, for a copy of all memoranda and petitions by Slav subjects of Austria, naturalized in Canada, setting forth grievances and suggesting remedies. Presented May 20, 1918.—*Sir Wilfrid Laurier*.  
*Not printed.*
- 157.** Return to an Order of the Senate, dated 12th April, 1918, for a return giving:—1. The name, rank, and qualifications of each of the persons, upon whose advice and recommendation, lobster hatcheries, heretofore operated in Canada by the Department of Naval Affairs, are to remain closed. 2. Copies of the reports and recommendations (or if the same are published, the references thereto in official publications), which fully disclose all the facts, reasons, and grounds, upon which the Department makes its decision to abandon the policy of operating lobster hatcheries.—(*The Senate*).  
*Not printed.*
- 158.** Order in Council P.C. 668, dated 25th March, 1918, *re* procedure for conferring titles of honour upon subjects of His Majesty ordinarily resident in Canada. Presented by Sir Robert Borden, May 21, 1918... ..*Not printed.*
- 159.** Return to an Order of the House of the 2nd May, 1918, for a return showing:—1. The amount paid the Toronto *Globe* and the Toronto *Star* respectively, from 1st January, 1917, to 1st April, 1918, for all service between the said dates. 2. Whether any contract of any kind was made with either of the said newspapers between the dates mentioned for advertising, publicity, or news editorial and feature service. 3. If so, by whom said contract or contracts were made, and what the particulars are thereof. Presented May 22, 1918.—*Mr. Murphy*... ..*Not printed.*
- 160.** Return to an Order of the House of the 8th April, 1918, for a return showing:—1. What quantity of bran, shorts, or mill feed have been exported to the United States (a) by license; (b) without license, between 1st August, 1917, and 28th February, 1918. 2. To what firms in Canada licenses to export this feed have been granted, and for what quantity in each case. Presented May 22, 1918.—*Mr. Kay*... ..*Not printed.*
- 161.** Return to an Order of the House of the 15th May, 1918, for a return showing:—1. The total amount paid to the Journal Publishing Company of Ottawa, Limited, during the fiscal years 1912-13-14-15-16-17 inclusive, for (a) rentals; (b) printing. 2. Whether the official cheques of the Government for said rentals and printing jobs were issued directly in favour of the above company, or to P. D. Ross, Esq. Presented May 23, 1918.—*Mr. Brouillard*... ..*Not printed.*
- 162.** Return to an Order of the House of the 16th May, 1918, for a return showing:—1. The total number of the families of soldiers deceased since the beginning of the war, who receive pensions from the Government. 2. Of this number, how many reside in Great Britain, how many reside in Canada, and how many reside elsewhere. Presented May 23, 1918.—*Mr. Séguin*... ..*Not printed.*
- 163.** Report dealing with the purchase and sale of Fordson tractors by the Canada Food Board. Presented by Hon. Mr. Crerar, May 23, 1918... ..*Not printed.*







DOMINION OF CANADA.

---

REPORT.

RELATING TO

MAIL SUBSIDIES AND STEAMSHIP SUBVENTIONS

AS CONTROLLED BY THE

DEPARTMENT OF TRADE AND COMMERCE

FOR THE

Fiscal Year ending March 31, 1917, with Traffic Returns, etc , to  
December 31, 1917.

Heretofore published as Part VI of the Annual Report of the  
Department of Trade and Commerce.

This Report is published as a Supplement to the Annual Report of the  
Deputy Minister.

PRINTED BY ORDER OF PARLIAMENT.



OTTAWA

J. DE LABROQUERIE TACHÉ  
PRINTER TO THE KING'S MOST EXCELLENT MAJESTY

1918



EXPLANATION OF ESTIMATES for the year ending March 31, 1919, as compared with those for the year ending March 31, 1918, with statements of services rendered and expenditures to December 31, 1917, on account of Mail Subsidies and Steamship Subventions.

### XVIII.—MAIL SUBSIDIES AND STEAMSHIP SUBVENTIONS.

Amount to be voted. . . . . \$1,585,234.00

Page No.	Vote No.		1917-18.	1918-19.
		ATLANTIC OCEAN.	\$ cts.	\$ cts.
5		Annapolis, London or Hull.....	5,000 00	
5	143	Canadian Atlantic ports and Australia and New Zealand.....	140,000 00	70,000 00
7	144	Canada and Great Britain.....	1,000,000 00	400,000 00
11		Canada and Cuba.....	25,000 00	
11	145	Canada and Newfoundland.....	70,000 00	70,000 00
13	146	Canada, the West Indies and South America.....	340,666 66	250,666 66
16	147	Canada and South Africa.....	146,000 00	73,000 00
18		Halifax, St. John's, Nfld. and Liverpool.....	20,000 00	
21		Montreal, Quebec and Manchester (in summer) and St. John, Halifax and Manchester (in winter).....	35,000 00	
23		St. John, Dublin and Belfast (winter).....	7,500 00	
24		St. John and Glasgow (winter).....	15,000 00	
25		St. John, Halifax and London (winter).....	15,000 00	
26		St. John, Halifax and London.....	25,000 00	
		PACIFIC OCEAN.		
31	148	Canada, Australia or New Zealand, or both (Pacific).....	180,509 00	180,509 00
34	149	Canada, China and Japan.....	253,333 34	253,333 34
36	150	Prince Rupert and Queen Charlotte Islands.....	21,000 00	21,000 00
38	151	Victoria and San Francisco.....	3,000 00	3,000 00
40	152	Victoria, Vancouver and Skagway.....	12,500 00	12,500 00
41	153	Victoria and West Coast Vancouver Island.....	5,000 00	5,000 00
43	154	Vancouver and Northern ports of British Columbia.....	16,800 00	16,800 00
		LOCAL SERVICES.		
49	155	Baddeck and Iona.....	5,825 00	5,825 00
50	156	Charlottetown, Victoria and Holliday's Wharf.....	2,500 00	2,500 00
51	157	Froude's Point and Lockeport, N.S.....	600 00	600 00
52		Gaspé Basin and Dalhousie or Campbellton.....	15,000 00	
54	158	Grand Manan and the mainland.....	10,000 00	10,000 00
55	159	Halifax and Canso and Guysboro.....	5,000 00	5,000 00
57	160	Halifax and Newfoundland <i>via</i> Cape Breton ports.....	10,000 00	10,000 00
59	161	Halifax, Mahone Bay, Tancook Island and La Have River.....	4,000 00	4,000 00
60	162	Halifax and Spry Bay.....	4,000 00	4,000 00
62	163	Halifax, South Cape Breton and Bras d'Or Lakes.....	6,000 00	6,000 00
64	164	Halifax and West Coast Cape Breton.....	4,000 00	4,000 00
65	165	Halifax and Sherbrooke.....	2,000 00	2,000 00
66		Kenora and Fort Frances.....	8,000 00	
66	166	Mainland and Magdalen Islands.....	18,000 00	18,000 00
68	167	Mulgrave and Canso.....	6,500 00	6,500 00
69	168	Mulgrave and Guysboro.....	5,500 00	5,500 00
71	169	Newcastle, Neguac and Escuminac, Miramichi River and Bay.....	2,500 00	2,500 00
72	170	Pelee Island and the Mainland.....	8,000 00	8,000 00
75	171	Petit de Grat and I.C.R. terminus at Mulgrave.....	7,000 00	7,000 00
76	172	Petitcodiac River, Moncton and way ports.....	2,500 00	2,500 00
77		Pictou, Montague, Murray Harbour and Georgetown.....	6,000 00	
79		Pictou, New Glasgow, Antigonish County and Mulgrave.....	1,000 00	
80	173	Pictou, Mulgrave and Cheticamp.....	7,500 00	7,500 00
82	174	Port Mulgrave, St. Peter's, Irish Cove and Marble Mountain.....	6,500 00	6,500 00
83		Prince Edward Island, Cape Breton and Newfoundland.....	20,000 00	

EXPLANATION OF ESTIMATES for the year ending March 31, 1919—*Continued.*

Page No.	Vote No.		1917-18.	1918-19.
			\$ cts.	\$ cts.
		LOCAL SERVICES— <i>Concluded.</i>		
85	175	Quebec and Harrington.....	28,000 00	28,000 00
87	176	Quebec and Gaspé Basin.....	8,500 00	8,500 00
89		Quebec and Isle of Orleans.....	4,500 00	
90	177	Rivière du Loup, Tadousac and North Shore ports.....	6,000 00	6,000 00
92		Rivière du Loup, Tadousac and St. Lawrence ports (winter)....	8,000 00	
92		St. Catharines' Bay and Tadousac.....	3,500 00	
93	178	St. John and Cumberland Basin.....	3,000 00	3,000 00
94		St. John and St. Andrew's, N.B.....	4,000 00	
96	179	St. John and Bridgetown.....	2,500 00	2,500 00
97	180	St. John and Digby.....	20,000 00	20,000 00
99	181	St. John, Digby, Annapolis and Granville.....	2,000 00	2,000 00
100	182	St. John, Bay of Fundy and Minas Basin.....	8,000 00	8,000 00
102	183	St. John, Westport and Yarmouth.....	10,000 00	10,000 00
104	184	St. Stephen, N. B., St. Croix River, Deer Island and Campo- bello.....	6,000 00	6,000 00
106	185	Sydney and Bay St. Lawrence.....	6,000 00	6,000 00
108	186	Sydney and Whyecomagh.....	3,000 00	3,000 00
109	187	Sydney and East Coast Cape Breton.....	5,500 00	5,500 00
111	188	Expenses of supervision.....	3,000 00	3,000 00
			2,635,734 00	1,585,234 00
		AUTHORIZED BY STATUTE.		
34		Canada, China and Japan (1-2 Geo. V, Chap. 25).....	121,666 66	121,666 66
111		Canada and France (8-9 Ed. VII, Chap. 36).....	200,000 00	200,000 00
			2,937,400 66	1,906,900 66

SESSIONAL PAPER No. 10e

## ATLANTIC OCEAN SERVICES

ANNAPOLIS AND LONDON OR HULL, ENGLAND, OR BOTH.

*No service has been performed on this route since 1914.*

CANADIAN ATLANTIC PORTS AND AUSTRALIA AND NEW ZEALAND.

NEW ZEALAND SHIPPING CO., LTD.

Contract No. 46.

T. &amp; C. File No. 18043.

*Vote 143.—Steam service between Canadian Atlantic ports and Australia and New Zealand—*

1917-18.. . . . .	\$140,000
1918-19.. . . . .	70,000

*Contractors.*—New Zealand Shipping Co., Ltd., of New Zealand. (Canadian address: 213 Board of Trade building, Montreal, Que.)*Contract Dated.*—October 15, 1913.*Duration of Contract.*—Close of navigation on the St. Lawrence in 1913, to the corresponding time in 1915. The service has since been continued under Orders in Council dated March 24, 1916, July 13, 1916, October 19, 1916, December 14, 1916, and April 5, 1917.*Service.*—Monthly, sailing on or about the 20th day of each month.*Ports of Call.*—(a) During the season of open navigation on the St. Lawrence, from Montreal to the ports, or any three of the ports, of Auckland, Wellington, Lyttleton and Dunedin, N.Z., and the ports of Melbourne and Sydney, Aus., calling at such other ports in New Zealand or Australia as the contractors may desire.

(b) During the season of closed navigation on the St. Lawrence, from St. John, N.B., calling at Halifax, and thence proceeding to the ports in New Zealand and Australia mentioned in paragraph (a).

*Speed and Capacity Required.*—10 knots, each ship to be capable of carrying 7,500 tons at 40 cubic feet to the ton.*Subsidy.*—\$140,000 per annum, payable in monthly instalments of \$11,666.66. Under recent Orders in Council the subsidy is \$11,666.66 per voyage as a temporary arrangement.*Cold storage.*—Steamers to be fitted with reasonable cold storage accommodation should occasion warrant.*Deduction for Short Cargo.*—An average cargo of 5,000 tons on each monthly trip is to be carried throughout the year; and \$2 is to be deducted from the subsidy at the end of each year for every ton short of the total measurement or weight which

8 GEORGE V, A. 1918

should have been carried upon such number of sailings as may have been performed, based upon the said 5,000 tons per voyage.

*Mails.*—To be carried free.

*Trade Commissioners.*—To be carried free.

*Intercolonial Railway Clause.*—Included.

## DISTANCES.

	Miles.
St. John to Melbourne.. . . . .	12,435
Halifax to Melbourne.. . . . .	12,250
Montreal to Melbourne.. . . . .	12,895
Melbourne to Sydney.. . . . .	575
Sydney to Auckland.. . . . .	1,275
Auckland to Wellington.. . . . .	555
Wellington to Lyttleton.. . . . .	175
Lyttleton to Dunedin.. . . . .	181
Distance between terminal ports—Summer.. . . . .	15,656
Winter.. . . . .	15,303

## DESCRIPTION OF VESSELS EMPLOYED.

Name.	DIMENSIONS.			TONNAGE.			Passenger accommodation.	Refrigerator space.	N. H. P.	Speed.	BUILT.		
	Length.	Breadth.	Depth.	Net.	Gross.	Capacity.					At	In.	Of.
	Ft.	Ft.	Ft.					Cu. ft.		Knots			
Mahana. . . . .	509.5	63.3	31.1	7,509	11,700	12,100	Nil.	309,000	1059	13	Southampton.	1917	Steel.
Mahia. . . . .	477.6	63.1	39.7	6,966	10,835	12,190	Nil.	323,080	997	12	"	1917	Steel.
Parattah. . . . .	375.6	48.7	27.3	2,628	4,196	6,500	Nil.	Nil.	400	11	London. . . . .	1904	Steel.
Sussex. . . . .	420	54	28.7	5,126	6,930	9,485	Nil.	43,533	595	10	"	1900	Steel.
Whakatane. . . . .	420	54	28.7	3,686	5,754	8,775	Nil.	221,000	491	10½	Newcastle. . . .	1900	Steel.

## TRAFFIC RETURNS.

Calendar Year.	No. of Round Trips run.	Passengers Carried.	FREIGHT CARRIED (OUTWARDS).		Live Stock.	Mails.	Subsidy Paid.
			Weight.	Measurement.			
			Tons.	Tons.			\$ cts.
1910.	8	Nil.	11,453	45,014	Nil.	Nil.	80,000 00
1911.	12	1	12,304	73,640	Nil.	Nil.	120,000 00
1912.	12	15	18,011	75,201	10	Nil.	120,000 00
1913.	12	3	10,901	69,792	24	Nil.	121,666 66
1914.	12	Nil.	44,245	74,569	Nil.	Nil.	140,000 00
1915.	10	1	29,024	64,234	Nil.	Nil.	116,666 66
1916.	7	Nil.	19,738	46,820	Nil.	Nil.	81,666 62
*1917.	5	Nil.	11,882	37,704	Nil.	Nil.	58,333 30

\*No trips were performed after October 28, 1917.  
No Inward passengers or cargo are carried.

SESSIONAL PAPER No. 10e

## ORIGIN, QUANTITY AND VALUE OF CARGO EXPORTED FROM CANADA.

Calendar Year.	CANADIAN ORIGIN.			UNITED STATES ORIGIN.			WEST INDIAN AND NEWFOUNDLAND ORIGIN.			TOTAL.		
	Tons Weight.	Tons Measure-ment.	Value.	Tons Weight.	Tons Measure-ment.	Value.	Tons Weight.	Tons Measure-ment.	Value.	Tons Weight.	Tons Measure-ment.	Value.
			\$			\$			\$			\$
1912.....	2,791	71,232	2,970,284	15,067	3,966	881,859	148	3	37,617	18,016	75,201	3,889,760
1913.....	4,170	59,515	3,364,605	6,661	10,200	1,150,674	70	77	40,888	10,901	69,792	4,556,167
1914.....	44,097	68,265	4,621,301	96	6,287	960,713	52	17	26,435	44,245	74,569	5,608,449
1915.....	28,184	60,133	4,591,310	634	4,053	698,363	206	48	130,555	29,024	64,234	5,420,228
1916.....	19,125	33,350	3,663,739	371	13,461	2,019,011	242	9	118,436	19,738	46,820	5,806,186
1917.....	10,719	32,246	3,783,900	885	5,405	727,185	278	53	113,762	11,882	37,704	4,624,847

## PRINCIPAL ARTICLES EXPORTED.

*Of Canadian Origin.*—Lumber, automobiles and parts thereof, calcium carbide, chair stock, paper, sole leather, agricultural implements, rubbers, iron pipe, hardware, cattle, clothes pins, seed, fruit jars, corsets, cereal foods, wire, steel rails and organs.

*Of United States Origin.*—Cereal foods, machinery, automobiles and parts thereof, steel rails, organs, lumber, fruit jars, roofing paper, shoe polish, wire and sewing machines.

*Of West Indian Origin.*—Coffee, cocoa, pimento, ginger and cassava products.

## CANADA AND GREAT BRITAIN.

Contract No. 1.

T. &amp; C. File 20930.

THE WHITE STAR-DOMINION LINE.

THE CANADIAN PACIFIC OCEAN SERVICES, LTD.

THE CUNARD LINE.

*Vote 144.—Ocean and mail service between Canada and Great Britain.*

1917-18.....	\$1,000,000
1918-19.....	400,000

*Contractors.*—The Canadian Pacific Ocean Services, Limited, Montreal, Que.

*Contract dated.*—December 13, 1916.

*Duration of contract.*—From the close of navigation on the St. Lawrence, 1916, until the opening of navigation in 1917.

8 GEORGE V, A. 1918

Owing to the uncertain shipping conditions occasioned by the war, this contract was not renewed, but an Order in Council was passed on the 7th June, 1917, authorizing that an arrangement be entered into with the following companies:

The Canadian Pacific Ocean Services, Ltd., Montreal.

The White Star-Dominion Line, Montreal.

The Cunard Line, Montreal.

for a service of two round voyages each week, at a subsidy of \$5,291 per round voyage, or half of the said sum for a single trip; the Post Office Department to employ the best steamships available among those provided by the respective companies for the carriage of the mails; the terminal ports to be the same as during the winter 1916-17; the agreement to take effect from the opening of navigation 1917, and to be continued until the close of navigation on the St. Lawrence river in 1917. No limit was set as to stowage space for mails.

In December, 1917, a further arrangement was made with the above steamship companies, by which the best steamships sailing from St. John or Halifax would be utilized. The subsidy to be paid them was \$11,363.63 per round trip for 25,000 cubic foot space occupied by the mails each way, and so in proportion for every additional cubic foot.

*Ports of call.—*

1. In Canada—Quebec or Montreal in summer, and St. John or Halifax in winter, at the option of the contractors.
2. In Great Britain—Liverpool; though the ports of Glasgow or London may be substituted with the approval of the Minister.

*Mails.*—To be carried free.

*Subsidy.*—\$5,291 for each round voyage in summer; and \$11,363.63 for each round voyage in winter for 25,000 cu. ft. mail space and so in proportion for every additional cubic foot.

DISTANCES.

	Miles.
Montreal to Quebec . . . . .	139
Quebec to Rimouski . . . . .	183
Rimouski to Liverpool (via Belle Isle) . . . . .	2,438
Rimouski to Liverpool (via Cape Race) . . . . .	2,638
St. John to Halifax . . . . .	292
Halifax to Liverpool . . . . .	2,595

## SESSIONAL PAPER No. 10e

## DESCRIPTION OF VESSELS EMPLOYED.

Name.	DIMENSIONS.			TONNAGE.			PASSENGER ACCOMMODATION.			Refrigerator space.	N. H. P.	Speed.	BUILT.		
	Length.	Breadth.	Depth.	Net.	Gross.	Capacity.	1st Class.	2nd Class.	3rd Class.				At	In	Of
	Ft.	Ft.	Ft.							C.F.					
Missanabic....	500.6	64.2	37.9	7,727	12,469	8,000	Nil.	520	1200	46,070	725	15½	Whiteinch...	1914	Steel.
Metagama....	500.6	64.2	37.9	7,727	12,469	8,000	Nil.	520	1200	46,070	725	15½	Whiteinch...	1914	Steel.
Corsican.....	500.3	61.2	38.0	7,272	11,419	6,000	150	300	1300	24,270	1440	15	Whiteinch...	1907	Steel.
Grampian.....	485.7	60.2	38.1	7,033	10,947	6,100	150	250	1000	23,320	1262	15	Linthouse...	1907	Steel.
Pretorian.....	436.9	53.1	29.7	4,855	7,654	7,500				7,326	799	13	Hartlepool...	1901	Steel.
Scandinavian..	550.3	59.3	43.9	7,730	12,099	8,158	Nil.	500	720	19,688	1313	16	Belfast.....	1898	Steel.
Scotian.....	515.3	59.8	23.8	6,442	10,322	4,856	Nil.	406	1012	20,715	1126	15	Belfast.....	1898	Steel.

## TRAFFIC RETURNS.

Calendar Year.		No. of round trips run.	Number of Passengers Carried.	Tons of Freight Carried.	Live stock.	Mails.		Subsidy Paid.
								\$ cts.
1907			60,395	162,489	....	Not Stated.		555,432 47
1908			78,117	235,426	....	Lock Bags	Tied Sacks.	578,447 12
1909			72,787	282,859	738	77,638	59,345	582,713 58
1910			86,920	256,542	....	110,450	51,285	584,233 60
1911		52	88,645	257,509	Nil.	139,207	54,194	560,225 50
1912		52	98,260	312,867	....	168,791	66,689	549,168 44
1913		117½	191,688	610,348	....	255,838	88,614	855,721 00
1914		107	147,717	439,325	Nil.	217,204	102,625	724,147 90
1915		59½	91,940	353,845	Nil.	218,367	69,639	449,685 01
1916		55	73,565	308,167	Nil.	221,418	159,939	264,910 88
1917	White Star Dominion Line.							
	In.....	12½	429	5,231		8,115	4,064	42,328 00
	Out.....		6,865	48,132		37,608	11,312	
	Total.....		7,294	53,363	Nil.	45,723	15,376	
	C. P. Ocean Services, Ltd..							
	In.....	40½	15,904	65,912		78,927	60,595	387,116 71
	Out.....		29,426	204,371		91,966	138,929	
	Total.....		45,330	270,313	Nil.	170,893	199,524	
	Cunard Line.....							
	In.....	4	747	27,762		Nil.	2,560	21,164 00
	Out.....		772	376		678	19,622	
	Total.....		1,519	28,138	Nil.	678	22,182	
	Grand Total, 1917.....	56½	54,143	351,814	Nil.	217,394	237,082	450,608 71

8 GEORGE V, A. 1918

## ORIGIN, QUANTITY AND VALUE OF CARGO EXPORTED FROM CANADA.

Calendar Year.	By	CANADIAN ORIGIN.			UNITED STATES ORIGIN.			TOTAL.		
		Tons Weight	Tons Measurement.	Value.	Tons Weight	Tons Measurement.	Value.	Tons Weight	Tons Measurement.	Value.
				\$			\$			\$
1912	Allan steamers	43,709	46,446	7,309,626	16,992	14,330	4,016,411	60,701	60,776	11,326,037
	C.P.R. steamers	25,061	13,190	2,868,071	18,454	26	5,005,707	43,515	13,216	7,873,778
	Total....	68,770	59,636	10,177,697	35,446	14,356	9,022,118	104,216	73,992	19,199,815
1913	Allan steamers	123,187	43,547	12,341,602	15,712	4,541	3,865,260	138,899	48,088	16,206,862
	C.P.R. steamers	40,905	14,954	5,131,824	16,115	66	3,863,253	57,020	15,020	8,995,077
	C.N. steamers	7,983	435	2,154,130	2,973	Nil.	837,417	10,956	435	2,991,547
	Oceanic S.N. Co. steamers	67,998	2,585	5,905,072	15,462	33	1,733,976	83,460	2,618	7,639,048
	Total.....	240,073	61,521	25,532,628	50,262	4,640	10,299,906	290,335	66,161	35,832,534
1914	Allan steamers	97,459	27,660	10,241,329	12,696	905	3,238,993	110,155	28,565	13,480,322
	C.P.R. steamers	33,129	1,954	5,752,587	9,925	479	2,473,813	43,054	2,433	8,226,400
	C.N. steamers	8,727	315	1,795,697	1,616	Nil.	621,913	10,343	315	2,147,610
	Oceanic S.N. Co. steamers	32,471	3,857	4,149,418	6,297	823	1,689,117	38,768	4,680	5,838,535
	Total....	171,786	33,786	21,939,031	30,534	2,207	8,023,836	202,320	35,993	29,962,867
1915	Allan steamers	74,916	14,678	15,339,859	29,739	3,264	10,382,211	104,655	17,942	25,722,070
	C.P.R. steamers	42,480	7,940	15,007,914	34,821	1,065	14,096,136	77,301	9,005	29,104,050
	Oceanic S.N. Co. steamers	9,973	3,894	1,671,230	5,993	67	2,035,832	15,966	3,961	3,707,062
	Total....	127,369	26,512	32,019,003	70,553	4,396	26,514,179	197,922	30,908	58,533,182
1916	*Allan steamers	17,271	1,420	3,475,035	6,263	.....	2,187,546	23,534	1,420	5,662,581
	C.P.R. steamers	109,232	10,063	29,841,059	44,739	1,833	15,605,858	153,971	11,896	45,446,917
	Oceanic S.N. Co. steamers	7,161	483	1,367,576	1,949	61	1,251,979	9,110	544	2,619,555
	Total ..	133,664	11,966	34,683,670	52,951	1,894	19,045,383	186,615	13,860	53,729,053
1917	C. P. Ocean. Serv. Ltd.	170,446	12,085	51,131,721	20,102	1,738	7,256,102	190,548	13,823	58,387,823
	White Star Line.	41,383	2,638	9,286,809	3,767	344	1,685,062	45,150	2,982	10,971,871
	Cunard Line.		Statistics	not received	in time for publication.					
	Total....	211,829	14,723	60,418,530	23,869	2,082	8,941,164	235,698	16,805	69,359,694

\* To April 30, 1916.

SESSIONAL PAPER No. 10e

## PRINCIPAL ARTICLES EXPORTED.

BY C. P. OCEAN SERVICES, LTD.

*Of Canadian Origin.*—Asbestos, copper-nickel matte, silver ore, silver ingots, aluminum ingots, lumber, meats, leather, cheese, wheat, flour, oatmeal, apples, zinc dross, sal ammoniac skimmings, raw furs, scrap brass, pulpboard, wool, salmon, rags, bacon, hay, organs and parts thereof, agricultural implements, acetate of lime and linseed cake.

*Of United States Origin.*—Meats, lard, cereal foods, evaporated plums, doors, wheelbarrows, canned crabs, provisions, washboards and dressed poultry.

BY WHITE STAR—DOMINION LINE.

*Of Canadian Origin.*—Silver ingots, raw furs, wheat, flaxseed, cheese, frozen salmon, lumber, oatmeal, rolled oats, flour, bacon and ham, organs, rags, leather, oil cake meal, paper, fruit, hay and wood handles.

*Of United States Origin.*—Meats and lard.

## CANADA AND CUBA

*No service has been performed on this route since March 31, 1915.*

## CANADA AND NEWFOUNDLAND.

THE REID NEWFOUNDLAND COMPANY, LTD.

Contract No. 60.

T. &amp; C. File No. 17882.

*Vote 145.—Steam Services or Services between Canada and Newfoundland—*

1917-18. . . . .	\$70,000
1918-19. . . . .	70,000

*Contractors.*—The Reid Newfoundland Company, Ltd., of St. John's, Nfld.

*Contract Dated.*—May 31, 1917.

*Duration of Contract.*—April 1, 1917, to March 31, 1918.

*Service.*—One complete round trip each day, except Sunday, between North Sydney and Port aux Basques.

Should Port aux Basques or North Sydney be blocked with ice at any time, the service may during such period, at the option of the Contractors, be performed to Placentia, Nfld., and Louisburg, N.S., respectively.

*Ports of Call.*—North Sydney (or Louisburg), N.S., and Port aux Basques (or Placentia), Nfld.

*Speed required.*—Not stated.

*Subsidy.*—\$70,000 per annum, payable quarterly, on June 30, September 30, December 31 and March 31 in each year.

*Mails.*—To be carried free.

*Canadian Trade Commissioners.*—To be carried free.

*Government Wharves.*—Steamers are required to call at Government wharves whenever possible.

8 GEORGE V, A. 1918

## DISTANCES.

	Miles.
North Sydney to Port aux Basques.....	101
Louisburg to Placentia.....	250

## DESCRIPTION OF VESSELS EMPLOYED.

NAME.	DIMENSIONS.			TONNAGE.			PASSENGER ACCOMMODATION.			Refrigerator space.	N. H. P.	Speed.	BUILT.		
	Length.	Breadth.	Depth.	Net.	Gross.	Capacity.	1st. Class.	2nd Class.	3rd Class.				At	In.	Of.
	Ft.	Ft.	Ft.							c.ft.		Kts			
Kyle.....	220	32.3	18.3	548	1,055					Nil.	263		Newcastle..	1913	Steel.
Sagona.....	175	28.3	20.3	420	808	327	40	77		Nil.	136	11	Dundee.....	1912	Steel.
Meigle.....	220.2	30.1	15.2	427	836	760	42	59	20	Nil.	162	10	Glasgow....	1881	Iron.

## TRAFFIC RETURNS.

No service was run during 1907.

Calendar Year.	No. of round trips run.	PASSENGERS CARRIED.		Tons Freight Carried.	Live Stock.	MAILS.		Subsidy Paid.
		First Class.	Second Class.			Sealed Bags.	Tied Sacks.	
1908.....	153	5,351	9,223	10,176	704	2,112	11,796	\$ 12,272 00
1909.....	150	7,981	13,141	9,886	449	1,927	14,037	9,646 50
1910.....	155	6,427	12,994	15,507	1,203	1,896	14,872	9,993 00
1911.....	159	6,765	11,178	16,538	1,635	1,704	12,633	9,006 50
1912.....	22	9,212	13,686	14,751	1,674	3,344	16,036	31,874 90
1913.....	275	7,620	11,488	22,125	1,996	3,498	21,374	58,829 36
1914.....	289	6,267	8,925	22,035	735	3,462	23,365	64,683 02
1915.....	216½	5,373	9,160	24,087	539	2,654	17,154	48,418 06
1916.....	284	7,056	13,596	32,635	1,729	3,300	22,739	63,625 58
1917.....	270	*In 4,156 Out 3,738	6,221 6,220	37,165 4,044	1,664 21	1,441 1,480	19,960 2,478	55,382 80
Total...		7,894	12,441	41,209	1,685	2,921	22,438	

\* Into St. John's, Nfld.

## ORIGIN, QUANTITY AND VALUE OF CARGO EXPORTED FROM CANADA.

(Including Live Stock.)

Calendar Year.	CANADIAN ORIGIN.			UNITED STATES ORIGIN.			TOTAL.		
	Tons weight.	Tons measurement.	Value.	Tons weight.	Tons measurement.	Value.	Tons weight.	Tons measurement.	Value.
			\$			\$			\$
1912....	12,224	Nil.	894,220	1,821	Nil.	317,936	14,046	Nil.	1,212,156
1913....	17,372	Nil.	981,369	3,694	Nil.	288,222	21,066	Nil.	1,269,591
1914....	13,286	Nil.	858,605	7,651	Nil.	587,196	20,937	Nil.	1,445,801
1915....	16,510	Nil.	1,108,876	6,491	Nil.	643,885	23,001	Nil.	1,752,761
1916....	16,692	Nil.	1,559,228	9,534	Nil.	1,280,032	26,226	Nil.	2,839,260
1917....	26,838	Nil.	4,165,668	13,192	Nil.	2,585,724	40,030	Nil.	6,751,392

## SESSIONAL PAPER No. 10e

## PRINCIPAL ARTICLES EXPORTED.

*Of Canadian Origin.*—Flour, oats, oatmeal, hay, bran, feed, potatoes, leather, furniture, oil, cattle, pigs, sheep, beef, pork, iron and steel bars, stoneware, wire mats, fresh meal, condensed milk, trunks, machinery, pulpboard, stoves and felt.

*Of United States Origin.*—Flour, cornmeal, oats, dried fruit, pork, beef, leather, feathers, broom corn, glue and machinery.

## CANADA, THE WEST INDIES AND SOUTH AMERICA.

## THE ROYAL MAIL STEAM PACKET COMPANY.

Contract No. 9.

T. & C. File No. 17889.

*Vote 146.*—*Steam Service between Canada and the West Indies or South America, or both—*

1917-18.. . . .	\$340,666 66
1918-19.. . . .	250,666 66

*Contractors.*—The Royal Mail Steam Packet Company, of London, England.

(Canadian representative: John Allsop, 59 Granville St., Halifax, N.S.)

(Freight and passenger agents: Pickford and Black, Halifax, N.S.)

*Contract Dated.*—September 11, 1913.

*Duration of Contract.*—November 1, 1913, to October 31, 1918.

*Service.*—Commencing from St. John, N.B., sailing thence to Halifax, N.S., and sailing thence to Georgetown, British Guiana, every fourteen days, following alternately the itineraries (a) and (b) given below:—

(a) Calling at the following islands: Bermuda, St. Kitts, Antigua, Montserrat, Dominica, St. Lucia, St. Vincent, Barbados, Grenada and Trinidad, and returning from Georgetown to St. John, calling at Trinidad, Grenada, Barbados, Antigua, St. Kitts and Bermuda.

(b) Calling at the following islands: Bermuda, St. Kitts, Antigua, Barbados, Grenada and Trinidad; and returning from Georgetown, calling at Trinidad, Barbados, St. Vincent, St. Lucia, Dominica, Montserrat, Antigua, St. Kitts and Bermuda.

These itineraries may be subject to any change which may be mutually agreed upon between the minister and the contractors.

*Ports of Call.*—As above.

*Speed required.*—11 knots.

*Subsidy.*—£70,000 (\$340,666.66) per annum, based on payments of £2,692 6s. 2d. (\$13,102.56) for each complete round voyage, payable on the last day of each month.

*Canadian Trade Commissioners.*—To be carried free.

*Mails.*—To be carried free.

*Intercolonial Railway Clause.*—Included.

*Freight charges from St. John to Halifax.*—The contractors are required, at their own expense, when so required by consignors, to pay the freight charges by rail from St. John to Halifax on butter, cheese, and fruit intended for shipment by the contractors' steamships.

*Delay at Ports.*—The contractors must make every reasonable effort to avoid undue delay at Canadian or West Indian ports.

8 GEORGE V, A. 1918

*Development of Trade.*—The contractors must use their utmost endeavour to develop the cargo and passenger trade between Canada and the British West Indies by means of reasonable advertising and regular solicitation through agents.

*Through Rates of Freight.*—The contractors must use their best endeavours to arrange through rates of freight between inland points in Canada and the various ports of call referred to in this contract in the British West Indies and Central and South America.

*Transfer by connecting lines.*—As the design of this agreement is to give regular fortnightly communication both ways to all the ports previously mentioned, arrangements must be made for the transport of freight and passengers on all voyages south bound and north bound by transfer to the lines of the contractors' steamers conducting the insular service from and to Trinidad, and at the rates obtaining for the direct service.

*No discrimination.*—No discrimination of any kind as regards freight and passenger rates may be made in favour of any merchant, shipper or importer in any one of the British colonies referred to herein, as against any other merchant, shipper or importer in the same colony.

*Through Bills of Lading.*—Through bills of lading must be issued from any Canadian point of shipment to any port in Central or South America, which is a regular port of call for any of the steamships employed or controlled by the contractors on other services, and which make regular connections with the service herein contracted for.

DISTANCES.		Miles.
Southbound—		
St. John to Halifax.....		288
Halifax to Bermuda.....		764
Bermuda to St. Kitts.....		942
St. Kitts to Antigua.....		60
Antigua to Montserrat.....		35
Montserrat to Dominica.....		97
Dominica to St. Lucia.....		81
St. Lucia to St. Vincent.....		59
St. Vincent to Barbados.....		96
Barbados to Grenada.....		147
Grenada to Trinidad.....		96
Trinidad to Demerara.....		374
		<hr/> 3,039
Northbound—		
Demerara to Trinidad.....		368
Trinidad to Grenada.....		96
Grenada to Barbados.....		147
Barbados to Antigua.....		295
Antigua to St. Kitts.....		59
St. Kitts to Bermuda.....		940
Bermuda to St. John.....		852
		<hr/> 2,757

SESSIONAL PAPER No. 10e

## DESCRIPTION OF VESSELS EMPLOYED.

NAME.	DIMENSIONS.			TONNAGE.			PASSENGER ACCOMMODA- TION.			Refrigerator space. C.ft	N. H. P.	Speed, Knots.	BUILT.		
	Length. Ft.	Breadth. Ft.	Depth. Ft.	Net.	Gross.	Capacity.	1st Class.	2nd Class.	3rd Class.				At.	In.	Of.
Chignecto..	400.5	47.2	31.1	2,999	4,744	5,567	41	60	90	4988	418	11	Belfast.....	1893	Steel.
Chaleur.....	400.5	47.2	31.1	2,994	4,746	5,574	41	60	90	5288	418	11	Belfast.....	1893	Steel.
Caraquet....	400.5	47.3	31.1	2,975	4,889	5,129	40	72	80	5565	418	11	Belfast.....	1894	Steel.
Chaudière...	370	45.9	25	2,499	4,019	4,726	50	64	76	900	584	12	Middleboro	1899	Steel.

## TRAFFIC RETURNS.

Calendar Year.	No. of round trips run.	Number of Passengers Carried.			Tons of Freight Carried.		Live Stock.	Mails.		Subsidy Paid.
										\$ cts.
1907.....	30	6,510			119,787		Not stated.	Not stated.		63,510 00
		1st Class.	2nd Class.	3rd Class.	Tons Weight.	Tons Measurement.		Lock Bags.	Tied Sacks.	
1908.....	30	1,558	1,065	1,738	36,113	79,154	86	52	3,833	65,700 00
1909.....	30	1,573	987	1,993	63,129	54,953	1,100	246	3,805	65,700 00
1910.....	30	1,595	1,170	2,748	66,474	82,800	390	463	3,225	65,700 00
1911.....	29	1,044	857	1,346	69,927	76,398	151	209	2,543	65,700 00
1912.....	30	1,090	1,269	1,048	65,552	86,253	106	168	2,568	87,613 86
1913.....	28½	887	827	1,016	52,313	70,209	44	144	2,396	131,737 12
1914.....	26	1,080	465	1,742	52,320	90,398	48	705	1,627	330,897 33
1915.....	26	959	786	2,727	78,414	94,781	34	518	3,472	340,666 56
1916.....	26	1,459	461	3,948	100,883	127,631	31	1,690	3,146	340,666 66
1917.....	25	In Out	691 562	217 205	1,245 1,011	87,511 6,531	2 99,504	1,620 1,801	842 1,128	334,115 38
		Total	1,253	422	2,256	94,042	99,504	3,421	1,970	

From 1907 to Nov. 23, 1913, this service was performed by Messrs. Pickford and Black, of Halifax, N.S.

Two sailings from Canada were made by the Royal Mail Steam Packet Company's steamers in December, 1913. Their traffic returns are included in the figures given above for 1913.

8 GEORGE V, A. 1918

## ORIGIN, QUANTITY AND VALUE OF CARGO EXPORTED FROM CANADA.

(Including Live Stock.)

Calendar Year.	From.	CANADIAN ORIGIN.			UNITED STATES ORIGIN.			TOTAL.		
		Tons. Weights	Tons. Measurement.	Value.	Tons. Weight.	Tons. Measurement.	Value.	Tons. Weight.	Tons. Measurement.	Value.
				\$			\$			\$
1912...	St. John..	1,377½	20,099¾	383,536				1,377½	20,099¾	383,536
	Halifax...	5,044¾	62,147½	1,941,990				5,044¾	62,147½	1,941,990
Total..		6,422½	82,247¼	2,325,526	Nil.	Nil.	Nil.	6,422½	82,247¼	2,325,526
1913...	St. John..	2,137	13,038	259,381				2,137	13,038	259,381
	Halifax...	5,786	56,819	1,800,169				5,786	56,819	1,800,169
Total..		7,923	69,857	2,059,550	Nil.	Nil.	Nil.	7,923	69,857	2,059,550
1914...	St. John..	1,557	15,120	234,008				1,557	15,120	234,008
	Halifax...	2,951	75,254	2,384,256				2,951	75,254	2,384,256
Total..		4,508	90,374	2,618,264	Nil.	Nil.	Nil.	4,508	90,374	2,618,264
1915...	St. John..	2,031	12,362	301,659				2,031	12,362	301,659
	Halifax...	3,621	82,419	3,206,176				3,621	82,419	3,206,176
Total..		5,652	94,781	3,507,835	Nil.	Nil.	Nil.	5,652	94,781	3,507,835
1916...	St. John..	1,781	15,899	425,664				1,781	15,899	425,664
	Halifax...	2,812	96,907	4,272,628				2,812	96,907	4,272,628
Total..		4,593	112,806	4,698,292	Nil.	Nil.	Nil.	4,593	112,806	4,698,292
1917...	St. John..	1,460	14,570	532,012				1,460	14,570	532,012
	Halifax...	5,071	89,820	5,726,139				5,071	89,820	5,726,139
Total..		6,531	104,390	6,258,151				6,531	104,390	6,258,151

## PRINCIPAL ARTICLES EXPORTED FROM CANADA.

*All of Canadian Origin.*—Fish, canned salmon, canned goods, flour, feed, meal, oilmeal, hay, oats, cheese, butter, eggs, apples, potatoes, split peas, vegetables, groceries, beef, live stock, mineral water, tea, soap, sulphate of ammonia, fertilizer, lumber, shingles, shooks, laths, furniture, chairs, brooms, brushes, stoves, trunks, rope, cordage, nails, paper and biscuits.

## CANADA AND SOUTH AFRICA.

ELDER DEMPSTER AND CO., LTD.

Contract No. 2.

T. &amp; C. File No. 16769.

*Vote 147.—Steam Service between Canada and South Africa—*

1917-18.. . . . .	\$146,000
1918-19.. . . . .	73,000

*Contractor.*—Elder Dempster & Co., Ltd., 133 Board of Trade Building, Montreal, Que. (Head office: Colonial House, Water Street, Liverpool, England).

*Contract dated.*—Oct. 3, 1916.

*Duration of Contract.*—October 1, 1916, to September 30, 1917. Owing to losses occasioned by the war contract was not renewed; but an Order in Council was passed authorizing the payment of \$12,166.66 for each trip made by the company in accordance with the provisions of the previous contract.

*Service.*—Monthly, during the first fifteen days of each month.

*Ports of Call.*—From Montreal, calling at Quebec, at the option of the contractors; and during the months of September, October and November at Halifax, and, at the

## SESSIONAL PAPER No. 10e

option of the contractors, at other Canadian ports during the season of open navigation on the St. Lawrence; and, during closed navigation on the St. Lawrence, from St. John, calling at Halifax, and, at the option of the contractors, at other Canadian ports; proceeding direct to Cape Town and not less than two other South African ports.

*Speed required.*—10 knots.

*Subsidy.*—\$146,000 per annum, payable quarterly.

*Coaling.*—Steamers may call at any Canadian port solely for the purpose of coaling.

*Intercolonial Railway Clause.*—Included.

*Cold Storage.*—There must be accommodation for not less than 200 tons of cargo in cold storage on each ship. The contractors must provide such further cold storage accommodation as may be needed from time to time.

*Additional Vessels.*—The contractors agree to provide additional vessels when necessary to meet the requirements of the trade offered.

*Mails.*—To be carried free.

*Canadian Trade Commissioners.*—To be carried free.

*Supervision of handling.*—The handling, loading, stowing and unloading of any fruit or perishable products carried by the said vessels shall be subject to and under the supervision of any cargo inspector or other officer appointed for that purpose, should the Minister of Agriculture for Canada deem it advisable.

*Exemption from calling at Canadian Ports.*—If sufficient cargo is not forthcoming from any of the ports of call in Canada, the minister may relieve the contractors from the obligation of calling at such ports.

## DISTANCES.

		Miles.
Montreal to Cape Town..	7,338	
" Port Elizabeth..	7,778	
" East London..	7,909	
" Durban..	8,162	
St. John to Cape Town..	6,978	
" Port Elizabeth..	7,413	
" East London..	7,549	
" Durban..	7,802	

## DESCRIPTION OF VESSELS EMPLOYED.

NAME.	DIMENSIONS.			TONNAGE.			Passenger Acc.	Refrigerator Space.	N. H. P.	Speed.	BUILT.		
	Length.	Breadth.	Depth.	Net.	Gross.	Capacity.					At	In	Of
	Ft.	Ft.	Ft.					Cu. Ft.		Kts			
Bendu.....	375.2	47.3	18.9	2,821	4,319	7,100	2	9,200	396	11	Wallsend-on-Tyne...	1906	Steel
Kaduna.....	360.0	52.0	26.2	2,308	4,455	8,100	12	10,000	339	10	Middlesbro. ....	1910	Steel.
Kwarra.....	360.0	52.0	26.1	2,304	4,441	8,100	12	10,000	428	10	Middlesbro. ....	1910	Steel.
Benguela.....	425.5	53.0	29.2	3,534	5,520	8,920	4	10,390	556	12	Newcastle-on-Tyne.	1910	Steel.
Benin.....	375.2	47.3	18.8	2,815	4,348	7,170	....	10,000	396	10½	Newcastle.....	1907	Steel.
Patani.....	370.3	49.3	30.3	3,087	4,810	6,500	....	.....	379	10½	Belfast.....	1905	Steel.

8 GEORGE V, A. 1918

## TRAFFIC RETURNS (Outward voyages).

No cargo is carried inward.

Calendar Year.	No. of trips run.	Number of Passengers Carried.	Tons of Freight Carried.		Live Stock.	Mails.	Subsidy Paid.
1907.....	12	Not stated...	47,314		Not stated...	Nil.	\$ cts. 146,000 00
			Weight.	Meas.			
1908.....	12	5	25,690	16,977	69	Nil.	146,000 00
1909.....	12	21	29,840	26,140	Nil.	Nil.	146,000 00
1910.....	12	9	23,203	33,145	369	Nil.	146,000 00
1911.....	12	26	31,385	37,800	667	Nil.	146,000 00
1912.....	12	14	31,210	34,980	1,013	Nil.	146,000 00
1913.....	14	Nil.	45,316	53,498	371	Nil.	146,000 00
1914.....	12	3	45,296	33,563	235	Nil.	146,000 00
1915.....	12	1	52,543	37,166	Nil.	Nil.	145,999 92
1916.....	10	Nil.	30,797	38,630	Nil.	Nil.	121,666 68
1917.....	9	Nil.	23,140	36,653	Nil.	Nil.	109,500 02

## ORIGIN, QUANTITY AND VALUE OF CARGO EXPORTED FROM CANADA.

Calendar Year.	CANADIAN ORIGIN.			UNITED STATES ORIGIN.			TOTAL.		
	Tons Weight	Tons Measurement.	Value.	Tons Weight.	Tons Measurement.	Value.	Tons Weight.	Tons Measurement.	Value.
			\$			\$			\$
1912.....	28,901	22,090	2,856,419	2,309	12,890	1,257,263	31,210	34,980	4,113,682
1913.....	43,128	31,196	3,791,039	2,188	22,302	2,078,630	45,316	53,498	5,869,669
1914.....	42,741	22,488	3,236,733	2,555	11,075	948,339	45,296	33,563	4,185,072
1915.....	46,981	23,589	3,889,139	5,562	13,577	1,331,441	52,543	37,166	5,220,580
1916.....	28,465	24,600	3,350,296	2,332	14,030	1,430,772	30,797	38,630	4,781,068
1917.....	20,404	24,209	3,644,333	2,736	12,444	1,390,856	23,140	36,653	5,035,189

## PRINCIPAL ARTICLES EXPORTED.

*Of Canadian Origin.*—Flour, agricultural machinery, calcium carbide, binder twine, automobiles, paper, cattle, lumber, wax, carriage ware, cereal foods, eggfillers, chairs, woodenware, wheat, and furniture.

*Of United States Origin.*—Automobiles, mining machinery, fruit jars, lumber, mules, wax, condensed milk, chairs and wheelbarrows.

## HALIFAX, ST. JOHN'S, NFLD., AND LIVERPOOL.

## FURNESS, WITHEY &amp; CO., LTD.

Contract No. 3.

T. &amp; C. File No. 16107.

*Steam Service between Halifax, St. John's, Nfld., and Liverpool—*

1917-18... \$20,000

1918-19... No subsidy voted.

*Contractors.*—Furness, Withey & Co., Ltd., of Liverpool, England. (Canadian address: Montreal, Que.).

*Contract dated.*—March 22, 1916.

*Duration of Contract.*—April 1, 1916, to March 31, 1917. (This contract has not been renewed.)

## SESSIONAL PAPER No. 10e

*Service.*—Sailing at regular intervals of not less frequency than once in every seventeen days from each of the terminal ports of Halifax and Liverpool, calling each way at St. John's, Nfld.

*Ports of Call.*—Halifax, St. John's, Nfld., and Liverpool.

*Speed required.*—10 knots.

*Subsidy.*—\$20,000 per annum, payable quarterly in July, October, January and April.

*Intercolonial Railway Clause.*—Included.

*Canadian Trade Commissioners.*—To be carried free.

*Mails.*—To be carried free.

*Supervision of handling.*—The handling, loading, stowing and unloading of any fruit or perishable products carried by these vessels shall be subject to and under the supervision of any cargo inspector or other officer appointed for that purpose should the Minister of Agriculture for Canada deem it advisable.

*Distance.*—Halifax to Liverpool, 2,453 miles.

## DESCRIPTION OF VESSELS EMPLOYED.

Name.	DIMENSIONS.			TONNAGE.			PASSENGER ACCOMMODATION.			Refrigerator space.	N. H. P.	Speed—Knots.	BUILT.		
	Length.	Breadth.	Depth.	Net.	Gross.	Capacity.	1st Class.	2nd Class.	3rd Class.				At	In	Of
Durango.....	332	41-7	28-8	1,927	3,008	4,834	2	.....	.....	C.F. Nil.	299	12	Sunderland	1895	Steel.
Tabasco.....	331-6	41-7	26-0	1,913	2,987	.....	.....	.....	.....	Nil.	360	...	Sunderland	1895	Steel.
Graciana.....	361	46-2	17-7	2,883	3,536	6,350	Nil.	.....	.....	Nil.	364	11½	Glasgow....	1903	Steel.

## TRAFFIC RETURNS.

Calendar Year.	No. of Round Trips Run.	Number of Passengers Carried.	Tons of Freight Carried.	Live Stock.	Mails, Packages.	Subsidy Paid.
1907.....	29½	353	65,832	Not stated.....	Not Stated...	\$17,500
1908.....	25	53	44,132	Nil.	54	20,000
1909.....	27½	85	50,847	Nil.	Nil.	20,000
1910.....	27	80	103,144	Nil.	Nil.	20,000
1911.....	25	64	114,357	Nil.	Nil.	20,000
1912.....	24	63	104,466	Nil.	17	19,583 33
1913.....	23	378	108,338	Nil.	Nil.	19,000 00
1914.....	18½	376	89,436	Nil.	Nil.	17,666 66
1915.....	15	17	96,064	2	2,875	14,500 00
1916.....	17½	7	31,709	39,430	2,297	16,500 00
1917 to March 31.	5	In 1	960	Nil.	Nil.	3,000 00
		Out 4	25,300	Nil.	Nil.	
		Total .... 5	26,260	Nil.	Nil.	

8 GEORGE V, A. 1913

## ORIGIN, QUANTITY AND VALUE OF CARGO EXPORTED FROM CANADA.

Calendar Year.	To	CANADIAN ORIGIN.			UNITED STATES AND WEST INDIAN ORIGIN.			TOTAL.		
		Tons Weight	Tons Meas't.	Value.	Tons Weight	Tons Meas't.	Value.	Tons Weight.	Tons Meast.	Value.
				\$			\$			\$
1912	St. John's, Nfld.	1,977	2,117	193,237	2,274	827	311,232	4,251	2,944	504,469
	Liverpool.....	2,022	76,725	1,133,859	Nil.	Nil.	Nil.	2,022	76,725	1,133,859
	Total.....	3,999	78,842	1,327,096	2,274	827	311,232	6,273	79,669	1,638,328
1913	St. John's, Nfld.	2,266	4,923	276,760	1,330	991	257,284	3,596	5,914	534,044
	Liverpool.....	19,784	58,695	2,078,260	328	554	41,029	20,122	59,249	2,119,289
	Total.....	22,050	63,618	2,355,020	1,668	1,545	298,313	23,718	65,163	2,653,333
1914	St. John's, Nfld.	2,631	1,488	263,829	892	580	229,527	3,523	2,068	493,356
	Liverpool.....	7,272	61,264	1,568,683	2,541	111	144,615	9,813	61,375	1,713,298
	Total.....	9,903	62,752	1,832,512	3,433	691	374,142	13,336	63,443	2,206,654
1915	St. John's, Nfld.	2,657	2,036	367,579	552	225	76,741	3,209	2,261	444,320
	Liverpool.....	11,175	49,634	1,957,111	3,181	2,850	1,830,250	14,356	52,484	3,787,361
	Total.....	13,832	51,670	2,324,690	3,733	3,075	1,906,991	17,565	54,745	4,231,681
1916	St. John's, Nfld.	5,230	3,209	549,452	2,197	266	347,528	7,427	3,475	896,980
	Liverpool.....	14,145	33,673	2,641,024	9,821	892	2,835,730	23,966	34,565	5,476,754
	Total.....	19,375	36,882	3,190,476	12,018	1,158	3,183,258	31,343	38,040	6,373,734
*1917	St. John's, Nfld.	503	110	43,201	243	20	28,442	746	130	71,643
	Liverpool.....	1,474	13,861	805,334	9,086	.....	41,587,130	10,560	13,861	42,392,464
	Total.....	1,977	13,971	848,535	9,329	21	41,615,602	11,308	13,992	42,464,137

\* To March 31.

## PRINCIPAL ARTICLES EXPORTED.

## TO LIVERPOOL.

*Canadian Origin.*—Lumber, boxboards, wood tops, wood shanks, apples, cider, canned apples, canned lobsters, canned beef, fish, seal oil, cod oil, tallow, oats, cheese, furs, machinery, lawn mowers, wire fencing, scrap brass, metals, lead ashes, leather, flour, wheat, sacks and bone black.

*United States Origin.*—Flour, pork, shoes, lamp chimneys, brass discs, motor cars, meats, lard, oak timber.

*West Indian Origin.*—Lignum vitæ, satinwood, dye extract, oranges, rum, sugar, cocoanuts, and limejuice.

## TO ST. JOHN'S.

*Canadian Origin.*—Apples, fruits, peas, canned vegetables, hay, flour, cheese, condensed milk, confectionery, meats, fish, medicines, tea, dry goods, rubbers, paper, stoves, smallwares, roofing, bricks, paint, nails, cordage, sacks, tripoli, and naphtha

*United States Origin.*—Boots and shoes, shoe manufacturing material, furniture, hardware, canned and pickled meats, lard, provisions, groceries, flour, feed, corn, rolled oats, meal, seeds, earthenware, and bottled beer.

*West Indian Origin.*—Greenheart, mahogany, rum, bay rum, sugar, and molascuit.

SESSIONAL PAPER No. 10e

MONTREAL, QUEBEC AND MANCHESTER (SUMMER SERVICE).

ST. JOHN, HALIFAX AND MANCHESTER (WINTER SERVICE).

MANCHESTER LINERS, LTD. (FURNESS, WITHEY & CO., AGENTS).

Contract No. 23.

T. & C. File No. 16065.

*Steam Service between Montreal, Quebec and Manchester, England, during the Summer season; and between St. John, Halifax, and Manchester during the Winter season—*

1917-18.. . . . .	\$35,000
1918-19.. . . . .	No subsidy voted.

*Contractors.*—The Manchester Liners, Ltd., of Manchester, England.  
(Canadian agents: Furness, Withy & Co., Montreal, Que.)

*Contract dated.*—March 22, 1916.

*Duration of Contract.*—April 1, 1916, to March 31, 1917. (This contract was not renewed.)

*Sailings.*—Fortnightly sailings between Canada and Manchester, each way.

*Ports of Call.*—During the season of open navigation on the St. Lawrence: Montreal, Quebec and Manchester.

During closed navigation on the St. Lawrence: St. John and Manchester, calling on all westbound voyages at Halifax, N.S.

Freight offered at Halifax for Manchester shall be taken on board at Halifax on west-bound trips, and freight rates on such goods shall not be higher than would be charged were the goods shipped direct.

*Freight rates.*—Freight rates are not to exceed the rates current by other vessels or lines, less the rates charged or chargeable by the Manchester Ship Canal Company for use of or towage through the said canal, or both.

*Cold Storage.*—As regards the steamers provided with cold storage, the contractors shall maintain the appliances connected therewith in constant efficiency, and operate them at all times when cargo is being stowed or carried in cold storage compartments.

*Supervision of Handling.*—The handling, loading, stowing and unloading of any fruit or perishable products carried by the said vessels shall be subject to and under the supervision of any cargo inspector or other officer appointed for that purpose, should the Minister of Agriculture for Canada deem it advisable.

*Speed required.*—10 knots.

*Subsidy.*—\$35,000 per annum, payable quarterly in July, October, January and April.

*Intercolonial Railway Clause.*—Included.

*Canadian Trade Commissioners.*—To be carried free.

*Mails.*—To be carried free.

#### DISTANCES.

	Miles.
Manchester to Montreal.. . . . .	2,835
Manchester to St. John.. . . . .	2,767

8 GEORGE V, A. 1918

## DESCRIPTION OF VESSELS EMPLOYED.

Name.	DIMENSIONS.			TONNAGE.			Passenger Acc.	Refrigerator Space.	N. H. P.	Speed.	BUILT.		
	Length.	Breadth.	Depth.	Net.	Gross.	Capacity.					At	In	Of
	Ft.	Ft.	Ft.					Cu. Ft.		Kts			
Manchester Shipper.....	370	48	26.3	2,542	4,038	6,951	9	Nil.	379	11	West Hartlepool....	1900	Steel.
Manchester Corporation..	430	48	34	3,467	5,400	7,848	10	Nil.	541	12	West Hartlepool....	1899	Steel.
Manchester Inventor.....	360	48	28.1	2,775	4,247	—	—	—	372	10	Howden-on-Tyne....	1902	Steel.
Manchester Citizen.....	380	14.9	26.4	2,725	4,251	7,450	Nil.	Nil.	372	11	Newcastle.....	1912	Steel.
Manchester Hero.....	400	53	32.3	3,672	5,738	7,800	Nil.	Nil.	465	12	Northumberland.	1916	Steel.

## TRAFFIC RETURNS.

Calendar Year.	No. of round trips run.	Number of Passengers Carried.	FREIGHT CARRIED.		Number of Live Stock Carried.	Bags of Mail.	Subsidy Paid
			Weight.	Measurement.			
			Tons.	Tons.			\$ cts.
1907.....	25	110	122,152	Nil.	Not stated....	Not stated....	35,000 00
1908.....	30	Nil.	112,794	59,908	6,678	Nil.	35,000 00
1909.....	40	54	474,042	59,190	9,525	Nil.	34,781 25
1910.....	42	91	181,972	27,673	4,122	Nil.	35,000 00
1911.....	42½	77	204,524	50,990	3,696	Nil.	35,000 00
1912.....	40½	91	257,643	87,207	80	Nil.	35,000 00
1913.....	44	54	269,430	72,761	Nil.	Nil.	35,000 00
1914.....	38	Nil.	214,550	51,082	Nil.	Nil.	35,000 00
1915.....	34	Nil.	205,273	60,745	8	Nil.	35,000 00
1916.....	28½	Nil.	185,400	54,996	Nil.	Nil.	34,270 83
1917..... to March 31	5½	{ In.... Nil. Out.... Nil.	{ 5,446 30,184	{ 5,125 10,673	{ Nil. Nil.	{ Nil. Nil.	{ 8,020 83
		Total.. Nil.	35,630	15,798	Nil.	Nil.	

SESSIONAL PAPER No. 10e

## ORIGIN, QUANTITY AND VALUE OF CARGO EXPORTED FROM CANADA.

Calendar Year.	CANADIAN ORIGIN.			UNITED STATES ORIGIN.			TOTAL.		
	Tons Weight.	Tons Measure ment.	Value.	Tons Weight.	Tons Measure ment.	Value	Tons Weight.	Tons Measure ment.	Value.
			\$			\$			\$
1912.....	116,245	56,990	7,414,995	34,644	7,155	3,938,316	200,889	64,145	11,353,311
1913.....	206,444	42,299	8,246,791	13,410	2,051	3,126,070	219,854	44,350	11,372,861
1914.....	164,118	35,352	9,058,548		307	1,705,417	170,977	35,659	10,763,965
1915.....	141,313	41,739	13,094,431	19,759	1,932	4,292,820	161,072	43,671	17,387,251
1916.....	125,790	33,951	9,326,639	11,369	2,064	4,439,269	137,159	36,015	13,765,908
1917 to March 31....	27,865	10,556	3,545,647	2,319	117	972,740	30,184	10,673	4,518,387

## PRINCIPAL ARTICLES EXPORTED.

## FROM ST. JOHN.

*Of Canadian Origin.*—Deals, lumber, last blocks, washboards, wood stems, pulpboard, wheat, oats, barley, flour, oatmeal, hay, grapenuts, cheese, apples, asbestos fibre, crude asbestos, phosphorus, arsenic, zinc ashes, mineral white, cobalt oxide, corundum, hardware, leather, belting, clothing, knit goods, bags, army supplies, eggs and aluminium ingots.

*Of United States Origin.*—Automobile parts, cotton, meats, lard, grapenuts, post toasts, timber, maple blocks, maple flooring, clay pigeons and traps, doors, and handles.

## FROM HALIFAX.

*All Canadian Origin.*—Timber, boxboards, and apples.

## FROM MONTREAL.

*Canadian Origin.*—Wheat, oats, cereal foods, linseed cakes, oil cakes, hay, cheese, apples, leather, lumber, pickets, pulpboard, asbestos fibre, corundum, dross, machinery, rags, cotton waste, jeweller's sweepings, clothing, saddlery, aluminium ingots, carbide, meats and Red Cross supplies.

*United States Origin.*—Wheat, oats, starch, cereal foods, corn sugar, corn syrup, provisions, lumber, handles, skewers, steel rods and bars, asbestos fibre, washing powder, meats, dextrine and lard.

## FROM QUEBEC.

*All Canadian Origin.*—Timber, boards, deals, handles, pulpboard, asbestos, and leather.

## ST. JOHN, DUBLIN, AND BELFAST.

Contract No. 5.

T. & C. File No. 15806.

*Winter Steam Service between St. John, Dublin and Belfast—*

1917-18..... \$7,500

1918-19..... No subsidy voted.

No service was performed during 1917.

8 GEORGE V, A. 1918

## ST. JOHN AND GLASGOW.

## DONALDSON LINE.

Contract No. 4.

T. &amp; C. File No. 16061.

*Winter Steam Service between St. John and Glasgow—*

1917-18. . . . . \$15,000

1918-19. . . . . No subsidy voted.

*Contractors.*—Donaldson Bros., of Glasgow, Scotland.

(Canadian Agents: R. Reford &amp; Co., 23 &amp; 25 St. Sacramento St., Montreal, Que.)

*Contract Dated.*—March 4, 1916.*Duration of Contract.*—November, 1916, to April 30, 1917. (This contract was not renewed.)*Service.*—Weekly. Twenty complete round trips to be run prior to April 30, 1917.*Ports of Call.*—St. John, N.B., and Glasgow, Scotland.*Speed Required.*—10 knots.*Subsidy.*—\$750 for each round trip from Glasgow to St. John and return.*Intercolonial Railway Clause.*—Included.*Canadian Trade Commissioners.*—To be carried free.*Mails.*—To be carried free.*Distance.*—St. John to Glasgow, 2,630 miles.

*Carriage of Fruit.*—The handling, loading, stowing and unloading of any fruit or perishable products carried by the said vessels shall be subject to and under the supervision of any cargo inspector or other officer appointed for that purpose, should the Minister of Agriculture for Canada deem it advisable.

## DESCRIPTION OF VESSELS EMPLOYED.

NAME.	DIMENSIONS.			TONNAGE.			PASSENGER ACCOMMODATION.			Refrigerator space.	N. H. P.	Speed, Knots.	BUILT.		
	Length.	Breadth.	Depth.	Net.	Gross.	Capacity.	1st Class.	2nd Class.	3rd Class.				At	In	Of
	Ft.	Ft.	Ft.							C.F.					
Lakonia....	401.7	49.2	28.1	3,046	4,686	7,280	Nil.	12	Nil.	14,527	520	12	Govan.....	1399	Steel.
Athenia....	478	56	32.5	5,523	9,080	10,500	Nil.	250	1,000	16,122	855	14	Barrow.....	1904	"
Parthenia...	400.5	52.1	29.3	3,310	5,760	8,555	Nil.	12	Nil.	16,000	459	12	Hartlepool..	1901	"
Orthia.....	377	46.6	19.0	2,694	4,225	5,900	Nil.	Nil.	Nil.	404	11		Sunderland..	1896	"
Polaria.....	361	44.4	26.2	2,252	3,546	5,200	Nil.	Nil.	Nil.	328	10		Belfast.....	1893	"
Ormidale...	361	44.5	26.5	2,305	3,560	5,500	Nil.	Nil.	Nil.	369	11		Belfast.....	1893	"
Cranley....	390	51.5	25.5	2,903	4,644	7,000	Nil.	Nil.	Nil.	Nil.	455	10	Glasgow...	1903	"

SESSIONAL PAPER No. 10e

## TRAFFIC RETURNS.

Calendar Year.	Number of round trips run.	Number of passengers Carried.	Tons of Freight Carried.	Live Stock.	Bags Mail.	Subsidy Paid.
1907.....	17	1,855	87,491	Not stated...	Not stated...	\$ 8,500
1908.....	15	523	82,142	6,458	11	14,250
1909.....	16	1,129	80,444	6,064	16	10,500
1910.....	15	2,475	67,075	559	15	12,000
1911.....	15	4,517	82,822	422	16	12,000
1912.....	12	5,950	80,117	363	13	9,000
1913.....	15½	8,785	80,843	278	28	11,625
1914.....	11	2,282	43,204	1,691	14	8,250
1915.....	8	102	46,703	22	11	6,000
1916.....	8½	40	53,207	21	714	6,375
1917 to April 30	5½	In..... 65	7,271	57	8	4,125
		Out..... —	31,625	—	—	
		Total... 65	38,896	57	8	

## ORIGIN, QUANTITY AND VALUE OF CARGO EXPORTED FROM CANADA.

Calendar Year.	CANADIAN ORIGIN.			UNITED STATES ORIGIN.			TOTAL.		
	Weight	Measure-ment.	Value.	Weight.	Measure-ment.	Value.	Weight.	Measure-ment.	Value.
	Tons.	Tons.	\$	Tons.	Tons.	\$	Tons.	Tons.	\$
1912.....	56,817	Nil.	2,140,025	2,219	Nil.	391,510	59,306	Nil.	2,531,535
1913.....	49,442	Nil.	1,716,078	2,517	Nil.	284,390	51,959	Nil.	2,000,468
1914.....	25,017	Nil.	1,088,397	1,370	Nil.	383,463	26,387	Nil.	1,471,860
1915.....	30,089	Nil.	1,547,797	650	Nil.	64,810	30,739	Nil.	1,612,607
1916.....	39,461	Nil.	2,356,174	4,205	Nil.	965,738	43,666	Nil.	3,321,912
*1917.....	24,655	Nil.	2,547,199	6,970	Nil.	833,857	31,625	Nil.	3,381,056

\*To April 30, 1916.

## PRINCIPAL ARTICLES EXPORTED.

*Of Canadian Origin.*—Apples, wheat, deals, pulpboard, lumber, flour, oats and oatmeal, meats, cheese, leather, barley, hay, clover seed, straw, cobalt ore, canned apples, asbestos, aluminium ingots, oilcake and bacon.

*Of United States Origin.*—Meats, hams, casings, hog hair, coal bags, lard, flour, evaporated plums, lumber, wood alcohol and clay pigeons.

## ST. JOHN, HALIFAX AND LONDON (WINTER SERVICE).

Contract No. 7.

T. &amp; C. File No. 15301.

*Winter Steam Service between St. John, Halifax and London—*

1917-18. . . . . \$15,000

1918-19. . . . . No subsidy voted.

No service was performed in 1917.

## ST. JOHN, HALIFAX AND LONDON.

FURNESS, WITHEY &amp; COMPANY,

Contract No. 6.

T. &amp; C. File No. 16076.

*Steam Service between St. John, Halifax and London—*

1917-18. . . . .	\$25,000
1918-19. . . . .	No subsidy voted.

*Contractors.*—Furness, Withy & Co., Ltd., of Liverpool, England.  
(Canadian address: Montreal, Que.)

*Contract Dated.*—March 22, 1916.*Duration of Contract.*—April 1, 1916, to March 31, 1917. (This contract has not been renewed.)*Service.*—Sailing at regular intervals of not over 15 days, or during the fruit shipping season at intervals of ten days if so required by the Minister.*Ports of Call.*—St. John, Halifax and London.*Speed Required.*—12 knots, when carrying fruit.*Subsidy.*—\$25,000, payable quarterly in July, October, January and April.*Ventilation.*—All steamers must be fitted with ventilated accommodation for carrying perishable cargo, such as apples or other fruit, cheese and provisions, provided with electric or steam driven ventilating fans. Such appliances shall be operated at all times when cargo is on board.*Carriage of Fruit.*—The steamers are not to carry in any hold, or between any decks, more than five tiers of barrels of apples or other fruit, unless they are stowed in such manner as to relieve any tier from the weight of more than four other tiers.*Supervision of Handling.*—The handling, loading, stowing and unloading of any fruit or perishable products carried by the said vessels shall be subject to and under the supervision of any cargo inspector or other officer appointed for that purpose should the Minister of Agriculture for Canada deem it advisable.*Rebates.*—The rate per barrel on apples from Halifax to London shall be the same to all persons under the same conditions, and no rebates shall be given to any Canadian exporter in preference to another.*Mails.*—To be carried free.*Canadian Trade Commissioners.*—To be carried free.*Intercolonial Railway Clause.*—Included.*Distance.*—St. John to London, 2,900 miles.

SESSIONAL PAPER No. 10e

## DESCRIPTION OF VESSELS EMPLOYED.

Name.	DIMENSIONS.			TONNAGE.			PASSENGER ACCOMMODATION.			Refrigerator Space.	N.H.P.	Speed.	BUILT.		
	Length.	Breadth.	Depth.	Net.	Gross.	Capacity.	1st Class.	2nd Class.	3rd Class.				At	In	Of.
	Ft.	Ft.	Ft.							C. Ft.		Kts			
Kanawha.....	370	44	31-6	2,488	3,884	5,610	Nil.	.....	.....	Nil.	491	13	Linthouse...	1893	Steel.
Shenandoah...	370	44	31-6	2,492	3,886	5,610	Nil.	.....	.....	Nil.	491	13	Linthouse...	1893	Steel.
Rappahannock	370	44	31-6	2,488	3,884	5,500	Nil.	.....	.....	Nil.	485	13	Linthouse...	1893	Steel.
Sachem.....	445-5	46-2	34-4	3,337	5,204	6,800	52	.....	.....	Nil.	591	12	Belfast.....	1893	Steel.
Messina.....	383-3	49-0	29-0	2,757	4,271	7,500	Nil.	.....	.....	Nil.	372	11	Newcastle..	1911	Steel.

## TRAFFIC RETURNS.

Calendar Year.	No. of round trips run.	Number of passengers Carried.	Tons of Freight Carried.		Live Stock.	Mails.	Subsidy Paid.
1907.....	34	17	172,358		Not stated.	Not stated.	\$19,250
			Weight.	Meas.			
1908.....	29½	62	55,909	101,405	651	Nil.	25,000
1909.....	28½	105	77,815	87,505	Nil.	Nil.	25,000
1910.....	26½	204	70,046	82,125	Nil.	Nil.	25,000
1911.....	28	173	33,304	113,067	1	Nil.	25,000
1912.....	26	115	67,627	115,696	4	Nil.	23,660-71
1913.....	25	117	76,038	98,701	Nil.	Nil.	25,000
1914.....	23	144	67,720	83,060	Nil.	Nil.	20,312-49
1915.....	19	27	69,005	134,883	Nil.	Nil.	19,791-66
1916.....	18	46	56,416	83,576	Nil.	Nil.	18,750-
1917 to March 31...	5	{ In... Nil. Out 1	3,206	4,055	Nil.	Nil.	5,208-33
			12,216	20,690	Nil.	Nil.	
Total.		1	15,422	24-655	Nil.	Nil.	

## ORIGIN, QUANTITY AND VALUE OF CARGO EXPORTED FROM CANADA.

Calendar Year.	CANADIAN ORIGIN.			UNITED STATES AND WEST INDIAN ORIGIN.			TOTAL.		
	Tons weight.	Tons meas't.	Value \$	Tons weight.	Tons meas't.	Value \$	Tons weight	Tons meas't.	Value \$
1912.....	38,126	11,165	3,224,555	125	254	27,307	38,251	111,419	3,251,862
1913.....	47,817	81,583	3,694,928	2,903	1,280	188,204	50,720	82,863	3,883,132
1914.....	46,982	70,034	3,358,798	1,190	818	422,845	48,172	70,852	3,781,643
1915.....	51,423	107,862	5,572,266	8,613	12,246	7,567,874	60,036	120,109	13,140,140
1916.....	36,577	68,859	4,907,239	8,963	217	3,903,981	45,540	69,076	8,811,220
1917 to March 31...	10,863	19,400	1,823,882	1,212	1,192	490,873	12,216	20,600	2,330,101

8 GEORGE V, A. 1918

## PRINCIPAL ARTICLES EXPORTED.

*Of Canadian Origin.*—Wheat, lumber, skewers, tanning extract, canned lobsters, cheese, carbolic acid, apples, canned apples, cider, sardines, furs, seal oil, glue, dowels, shingles, wood shanks, canned salmon, war munitions, wood pulp, brooms, whisks, flour, nails, auto-tires and hospital supplies.

*Of United States Origin.*—Lobsters, cocoanuts, rum, lumber, hops, wood alcohol, war munitions, fish glue, lard, meats, leather, auto engines and motor cars.

*Of West Indian Origin.*—Tea, coffee, cocoa beans, rum, sugar, honey, pimentos, cocoanuts, lime juice, tallow, wax, sponges, fustic, fancy woods, and arrowroot.

## PACIFIC OCEAN SERVICES.



## CANADA AND AUSTRALIA OR NEW ZEALAND.

## UNION STEAMSHIP COMPANY OF NEW ZEALAND, LTD.

Contract No. 27.

T. &amp; C. File No. 16490.

*Vote 148.—Steam Service between Canada and Australia or New Zealand, or both, on the Pacific Ocean—*

1917-18 .....	\$180,509
1918-19 .....	180,509

*Contractors.*—The Union Steamship Co., of New Zealand, Ltd.

(Canadian address: Canadian Australasian Royal Mail Line, 440 Seymour Street, Vancouver, B.C.)

*Contract Dated.*—July 12, 1916.

*Duration of Contract.*—August 1, 1916, to July 31, 1917. This contract was extended by Order in Council for a period of one year from August 1, 1917, under the same terms and conditions.

*Service.*—Sailing every four weeks.

*Ports of Call.*—Vancouver, B.C., Victoria, B.C., Honolulu, in the Sandwich Islands, Suva, in the Fiji Islands and Auckland, N.Z.

If required by the Minister, each voyage from Canada to New Zealand shall be extended to a port or ports in Australia.

The call at Suva is conditional upon the Government of Fiji also continuing their contract for a like period and on the same terms as heretofore, and also upon their maintaining the same charges for light and other dues levied on ships employed in the service.

*Speed required.*—Duration of voyage is not to exceed 20 days, including one day's detention at Honolulu.

*Subsidy.*—£37,090 18s. 2d. per annum.

Provided that the contractors shall be entitled to receive such subsidy as the Governments of New Zealand and Fiji may pay towards the service; and also the Government of Australia, should the service be extended to that Commonwealth.

*Deductions from Subsidy.*—£30 are to be deducted from the amount of subsidy payable on each claim for every complete period of twenty-four hours by which the time occupied in conveyance of the mails between Auckland and Vancouver has exceeded twenty days.

*Preference to Canadian Shippers.*—No discrimination as regards freight or passenger rates is to be made against Canadian ports, railways, merchants or shippers. Canadian merchants and shippers are to have preference at all times for the carriage of their goods over other merchants and shippers, as far as regards the Canadian connection.

*Mails.*—To be carried free.

*Canadian Trade Commissioners.*—To be carried free.

## DISTANCES.

	Miles.
Vancouver to Victoria.. .. .	85
Victoria to Honolulu.. .. .	2,342
Honolulu to Suva, Fiji.. .. .	2,799
Suva to Auckland.. .. .	1,140
Total.. .. .	<u>6,366</u>

8 GEORGE V, A. 1918

## DESCRIPTION OF VESSELS EMPLOYED.

Name.	DIMENSIONS.			TONNAGE.			PASSENGER ACCOMMODA- TION.			Refrigerator Space.	N.H.P.	Speed.	BUILT.		
	Length.	Breadth.	Depth.	Net.	Gross.	Capacity.	1st Class.	2nd Class.	3rd Class.				At	In	Of.
	Ft.	Ft.	Ft.							Cu.ft.					
Makura.....	480	58	35	4,920	8,200	3,000	270	114	72	14,985	2,035	16 $\frac{1}{2}$	Glasgow....	1908	Steel.
Niagara.....	542	66	37-6	7,581	13,444	3,800	289	210	276	63,200	*12,500	17 $\frac{3}{4}$	Clydebank .	1913	Steel.

\*Indicated Horse Power.

## TRAFFIC RETURNS.

Calendar Year.	Round Trips.	Passengers Carried.	Freight Carried.	Live Stock.	Mails.		Subsidy Paid.
		Number.	Tons.				\$ cts.
1907.....	10	4,687	30,684	Not stated.	Not stated.		138,853 10
1908.....	13	5,707	22,110	"	"		222,164 96
					Lock bags.	Tied sacks	(Part of this is on account of 1907 ser- vice).
1909.....	12	5,397	45,453	47	10,727	428	180,509 00
1910.....	13	6,153	60,615	15	12,553	601	180,509 00
1911.....	13	6,445	59,756	Nil.	11,832	950	180,509 00
1912.....	13	6,173	43,997	34	15,301	183	180,509 00
1913.....	13	6,734	42,168	13	14,038	1,703	180,509 00
1914.....	12 $\frac{1}{2}$	5,886	42,615	76	15,338	907	173,566 36
1915.....	13	4,366	48,827	8	20,845	936	180,509 00
1916.....	13	4,311	59,597	Nil.	22,281	753	180,509 00
1917.....	13	In .. 2,022 Out.. 1,848	23,648 31,958	Nil. 20	11,294 19,365	374 399	180,509 00
		Total, 3,870	55,606	20	30,659	773	

## SESSIONAL PAPER No. 10e

## ORIGIN, QUANTITY AND VALUE OF FREIGHT EXPORTED FROM CANADA.

Calendar Year.	To	CANADIAN ORIGIN.			UNITED STATES ORIGIN.			TOTAL.		
		Tons Weight.	Tons Measurement.	Value.	Tons Weight.	Tons Measurement.	Value.	Tons Weight.	Tons Measurement.	Value.
1912	Auckland...	1,599	Nil.	\$ 263,581	1,136	Nil.	\$ 535,463	2,833	Nil.	\$ 799,044
	Suva.....	2,604	Nil.	115,075	237	Nil.	50,858	2,841	Nil.	165,933
	Honolulu...	203	Nil.	26,654	Nil.	Nil.	Nil.	203	Nil.	26,654
	Sydney.....	4,960	Nil.	501,731	3,991	Nil.	1,460,089	8,952	Nil.	1,961,820
	Total.....	9,366	Nil.	907,041	5,364	Nil.	2,046,410	14,829	Nil.	2,953,451
1913	Auckland...	200	3,167	245,877	1,206	964	629,541	1,406	4,131	875,418
	Suva.....	113	3,646	121,949	106	142	41,240	219	3,788	163,189
	Honolulu...	175	40	25,977	1	—	337	176	40	26,314
	Sydney.....	530	5,699	383,609	3,260	2,263	1,681,011	3,790	7,962	2,064,620
	Total.....	1,018	12,552	777,412	4,573	3,369	2,352,129	5,591	15,921	3,129,541
1914	Auckland...	967	2,434	285,999	861	1,054	535,646	1,828	3,488	831,645
	Suva.....	138	3,901	128,844	87	160	42,276	225	4,061	171,120
	Honolulu...	136	36	25,748	Nil.	Nil.	Nil.	136	36	25,748
	Sydney.....	2,377	8,737	585,927	2,916	1,421	1,595,831	5,293	10,158	2,181,758
	Total.....	3,618	15,108	1,026,518	3,864	2,635	2,173,753	7,482	17,743	3,200,271
1915	Auckland...	4,432	2,450	509,051	614	1,356	433,939	5,096	3,806	942,990
	Suva.....	1,045	2,861	176,329	142	217	44,213	1,187	3,078	220,542
	Honolulu...	2	2	923	—	—	—	2	2	923
	Sydney.....	2,765	5,700	927,085	1,722	4,500	1,483,945	4,487	10,200	2,411,030
	Total.....	8,294	110,513	1,613,388	2,478	6,073	1,962,097	10,772	17,086	3,575,485
1916	Auckland...	3,084	4,604	645,970	409	3,405	511,380	3,493	8,009	1,157,350
	Suva.....	910	1,850	160,285	79	687	88,275	989	2,537	248,560
	Honolulu...	1	36	3,602	—	—	—	1	36	3,602
	Sydney.....	3,525	9,533	1,380,367	580	8,843	1,707,840	4,105	18,376	3,088,207
	Total.....	7,520	16,023	2,190,224	1,068	12,935	2,307,495	8,588	28,958	4,497,719
1917	Auckland...	4,813	6,211	1,099,650	77	2,696	411,012	4,890	8,907	1,510,662
	Suva.....	54	1,353	108,806	1	396	64,233	55	1,749	173,039
	Honolulu...	—	38	3,527	—	—	—	—	38	3,527
	Sydney.....	2,809	8,419	1,301,674	—	5,091	1,121,660	2,809	13,510	2,423,334
	Total...	7,676	16,021	2,513,657	78	8,183	1,596,905	7,754	24,204	4,110,562

## PRINCIPAL ARTICLES EXPORTED.

*Of Canadian Origin.*—Canned salmon, fresh fruit (in cold storage), potatoes, onions, leather and rubber goods, lumber, codfish, whisky, bicycles and parts thereof, chairs, corsets, suspenders, sewing machines, hardware and machinery.

*Of United States Origin.*—Drugs, sewing machines, automobiles, gas engines and other machinery, soap and scouring powders, leather and rubber goods, cash registers and scales, cereal foods, telephone material, adding machines, vacuum cleaners, motor cycles, and corsets.

## CANADA, CHINA AND JAPAN.

## THE CANADIAN PACIFIC RAILWAY CO.

Contract No. 39.

T. & C. File No. 18857.

*Vote 149.—Steam service between Canada, China and Japan—*

1917-18—Voted. . . . .	\$253,333 34	
Authorized by statute . . . . .	121,666 66	
(1-2 Geo. V, Chap. 25).		é
	—————	\$375,000 00
1918-19—To be voted. . . . .	\$253,333 34	
Authorized by statute . . . . .	121,666 66	
	—————	\$375,000 00

*Contractors.*—The Canadian Pacific Railway Company, of Montreal, Que.

*Date of Contract.*—October 9, 1917.

*Duration of Contract.*—March 31, 1917, to March 31, 1918.

*Service and Ports of Call.*—Subsidy is paid for a mail service every two weeks in each direction all the year round, between Atlantic and St. Lawrence River ports in Canada, and Hong Kong, China, via Halifax or St. John (in winter) or Quebec (in summer) and Vancouver.

On the voyages in each direction between Vancouver and Hong Kong the steamers must call at Yokohama on every trip; and at Woo Sung (for Shanghai) on every east-bound trip, and at least once on each alternate westbound trip. They may also call, at the option of the company, at Victoria, Nagasaki, Kobe, Shimidzu and Manila; and at Amoy or other ports in China.

During the winter months the contractors are not to be held responsible for delays to mails in transit over the Intercolonial Railway between Halifax and Montreal, provided such delays are solely due to the management of the Intercolonial Railway, or resulting from causes beyond the control of the said railway or the contractors.

*Annual overhaul.*—Any of the steamships engaged in this service may be laid off for annual overhaul, provided that substitute steamers are approved of by the Minister of Trade and Commerce, at or before the time of such withdrawal.

*Landing and embarking mails at Shanghai.*—The contractors shall supply a small steam vessel at Shanghai for the purpose of landing and embarking mail to and from steamers lying at the anchorage at the mouth of the Woosung River.

*Mails.*—To be carried free.

*Periods of Transit.*—All mails conveyed under this contract shall be carried between Canada and Hong Kong, in either direction, as expeditiously as possible under existing circumstances brought about by the war.

*Canadian Trade Commissioners.*—To be carried free.

*Passenger and Freight Rates.*—No toll or rate for either passengers or freight shall be charged which discriminates against Canadian passengers, merchants or shippers or against one or more of the Canadian ports on the Pacific Ocean, nor shall such rates for either passengers or freight be in excess of the rates charged on steamships of a similar class from United States ports on the Pacific Coast.

## SESSIONAL PAPER No. 10e

Subsidy.—\$375,000 per annum.

	DISTANCES.	Miles.
Vancouver to Yokohama.. . . . .		4,233
Yokohama to Kobe.. . . . .		346
Kobe to Nagasaki.. . . . .		384
Nagasaki to Woosung.. . . . .		448
Woosung to Hong Kong.. . . . .		810
Hong Kong to Manila.. . . . .		628
Total.. . . . .		6,899

## DESCRIPTION OF VESSELS EMPLOYED.

NAME.	DIMENSIONS.			TONNAGE.			PASSENGER ACCOMMO- DATION.			Refrigerator Space.	N. H. P.	Speed, Knots.	BUILT.		
	Length.	Breadth.	Depth.	Net.	Gross.	Capacity.	1st Class.	3rd Class.	4th Class.				At	In	Of
	Ft.	Ft.	Ft.								Cu. f. t.				
Empress of Asia.....	570.1	68.2	42	8,833	16,909	3,500	296	84	800	Nil.	*21,000	18	Glasg'w	1913	Steel.
Empress of Russia.....	570.2	68.2	42	8,789	16,810	3,500	296	84	800	Nil.	*21,000	18	Glasg'w	1913	Steel.
Empress of Japan.....	455.6	51.2	33.1	3,039	5,940	3,000	200	40	1000	Nil.	1,167	15	Barrow.	1891	Steel.
Monteagle.....	445.0	52.2	27.7	3,953	6,163	5,500	Nil.	97	1000	24,785	705	12	Barrow.	1899	Steel.

\*Indicated Horse Power. Turbine engines.

## TRAFFIC RETURNS.

Calendar Year.	No. Round Trips Run.	Number of Passengers Carried.			Tons. of Freight Carried.		Live Stock.	Mails.		Subsidy Paid.
		1st Class.	3rd Class.	4th Class.	Weight.	Measure-ment.		Lock Bags.	Tied Sacks.	
1908.....		1,282	867	10,185	21,296	42,110	Nil.	25,733	Nil.	108,770 00
1909.....		1,106	767	8,239	26,712	Nil.	Nil.	18,158	7,382	121,301 64
1910.....	19½	1,578	942	9,975	10,952	*72,538	Nil.	28,133	4,038	120,855 55
1911.....	12½	1,126	741	7,030	Nil.	40,332	Nil.	19,914	Nil.	121,666 68
1912.....	16	649	1,330	9,669	47,233	Nil.	Nil.	27,426	Nil.	120,855 55
1913.....	19	1,630	1,120	10,821	58,314	Nil.	Nil.	29,561	Nil.	118,038 95
1914.....	15	1,542	734	5,363	40,403	75,179	Nil.	6,515	2,956	167,435 84
1915.....	4½	437	201	2,048	27,766	43,402	Nil.	2,148	426	
1916.....	22½	6,140	1,691	8,365	105,608	188,715	Nil.	46,405	33,107	291,666 66
1917.....	22	In. 3,583	1,495	34,566	17,820	53,510	Nil.	14,698	4,437	372,395 83
		Out. 3,431	1,429	5,410	27,875	53,015	Nil.	42,122	29,246	
	Total	7,014	2,924	39,966	45,695	106,525	Nil.	56,820	33,683	

\* And 2,828,034 ft. lumber.

This service was interrupted, owing to the war, in August, 1914, and resumed in March, 1916.

8 GEORGE V, A. 1918

## ORIGIN, QUANTITY AND VALUE OF CARGO EXPORTED FROM CANADA.

Calendar Year.	CANADIAN ORIGIN.			UNITED STATES ORIGIN.			TOTAL.		
	Weight. Tons	Measure- ment. Tons	Value. \$	Weight. Tons	Measure- ment. Tons	Value. \$	Weight. Tons	Measure- ment. Tons	Value. \$
May 4 to Dec. 31, 1916.....	Nil.	13,956	870,337	Nil.	52,403	10,651,248	Nil.	66,359	11,521,585
1917.....	2,841	11,317	2,346,300	25,034	41,698	23,929,621	27,875	53,015	26,275,921

## PRINCIPAL ARTICLES EXPORTED.

*Of Canadian Origin.*—Automobiles, aluminium, drugs and chemicals, provisions, spelter and hardware.

*Of United States Origin.*—Automobiles, aluminium, dry goods, boots and shoes, hardware, machinery, provisions, tobacco, drugs, leather, tin plate, iron and steel, electrical goods and rubber goods.

## PRINCE RUPERT, B.C., AND QUEEN CHARLOTTE ISLANDS.

## THE GRAND TRUNK PACIFIC COAST S. S. CO., LTD.

Contract No. 61.

T. & C. File No. 18033.

*Vote 159.*—*Steam Service between Prince Rupert, B.C., and Queen Charlotte Islands—*

1917-18.. . . . .	\$21,000
1918-19.. . . . .	21,000

*Contractors.*—The Grand Trunk Pacific Coast S. S. Co., Ltd.

*Date of Contract.*—June 29, 1917.

*Duration of Contract.*—April 1, 1917, to March 31, 1918.

*Service and Ports of Call.*—Fortnightly trips from Prince Rupert, B.C., calling each way at Refuge Bay (on Poreher Island), and Masset, Port Clements, Sandspit, Skidegate, Queen Charlotte, Jedway, Lockport, Pacofi, Atli Inlet and Ikeda and calling once each month at Cumshowa Inlet, it being understood that the call at Refuge Bay shall be made by a subsidiary launch service provided by the contractors.

*Speed Required.*—Not stated.

*Subsidy.*—\$21,000 per annum, payable quarterly in July, October, January and April.

*Mails.*—To be carried free.

*Government Wharves.*—Steamer must call whenever possible

## SESSIONAL PAPER No. 10e

## DISTANCES.

		Miles.
Prince Rupert	to Masset.....	85
Masset	" Port Clements.....	2½
Port Clements	" Masset.....	26
Masset	" Prince Rupert.....	85
		222
Prince Rupert	" Refuge Bay.....	20
Refuge Bay	" Sandspit.....	77
Sandspit	" Skidegate.....	5
Skidegate	" Queen Charlotte City.....	2
Queen Charlotte City	" Ikeda.....	100
Ikeda	" Jedway.....	10
Jedway	" Lockeport.....	43
Lockeport	" Prince Rupert.....	128
		385
		607

## DESCRIPTION OF VESSELS EMPLOYED.

NAME.	DIMENSIONS.			TONNAGE.			Passenger Accommodation.	N. H. P.	Speed.	BILT.		
	Length.	Breadth.	D pth.	Net.	Gross.	Capacity.				At	In	Of
	Feet.	Feet.	Feet.						Knots			
Camosun.....	192.7	35.2	14.9	794	1,369	713	350	224	14	Paisley.....	1905	Steel.
Venture.....	180.4	32.1	17.0	580	1,011	.....	.....	171	.....	Old Kilpatrick....	1910	Steel.
Prince Albert.....	232	30	14.1	587	1,015	.....	.....	170	.....	Hull.....	1892	Steel.
Prince John.....	185.3	29.6	10.9	540	905	.....	.....	103	.....	Bowling.....	1910	Steel.

## TRAFFIC RETURNS.

Calendar. Year.	No. of Round trips run.	Passengers Carried.	FREIGHT.		Live Stock.	MAILS.		Subsidy Paid.
			Tons Weight.	Tons Measure- ment.		Lock Bags.	Tied Sacks.	
								\$ cts.
Nov. to Dec. 31, 1909...	2	61	346	57	Nil.	39	21	400 00
1910.....	39	3,097	2,089	2,674	4	1,000	599	7,200 00
1911.....	40	5,372	2,105	1,951	1	1,496	1,140	8,200 00
1912.....	44	5,910	3,250	4,081	60	1,328	1,957	8,200 00
1913.....	40	4,588	3,923	*245 M ft.	124	2,359	1,585	8,000 00
1914.....	35	3,175	2,695	*11 M ft.	40	1,780	1,570	7,000 00
1915.....	13	686	1,380	465	117	1,321	Nil.	7,333 33
1916.....	25	1,584	5,264	1,586	116	2,116	Nil.	6,000 00
1917.....	24	In.... 1,086 Out.. 1,131	243 204	3,716 2,837	..... 5	504 1,447	106 103	19,750 00
		Total, 2,217	447	6,553	5	1,951	209	

\*Lumber.

The service for 1915, 1916 and the first quarter of 1917 was performed by the Union S. S. Co. of B.C. Ltd.

8 GEORGE V, A. 1918

## VICTORIA AND SAN FRANCISCO.

## PACIFIC STEAMSHIP COMPANY.

Contract No. 10.

T. &amp; C. File 17483.

*Vote 151.—Steam service between Victoria and San Francisco—*

1917-18.. . . . .	\$3,000
1918-19.. . . . .	3,000

*Contractors.*—The Pacific Steamship Co. of Seattle, Wash., U.S.A.*(Canadian Agents.*—R. P. Rithet & Co., Ltd., 1117, Wharf street, Victoria, B.C.)*Date of Contract.*—March 10, 1917.*Duration of Contract.*—April 1, 1917, to March 31, 1918.*Service.*—Weekly.*Ports of Call.*—Victoria, B.C., and San Francisco, U.S.A.*Subsidy.* \$3,000 per annum, payable in quarterly instalments on the first days of July, October, January and April.*Speed required.*—Not stated.*Mails.*—To be carried free.*Canadian Trade Commissioners.*—To be carried free.*Distance.*—Victoria to San Francisco, 750 miles.

## DESCRIPTION OF VESSELS EMPLOYED.

NAME.	DIMENSIONS.			TONNAGE.			PASSENGER ACCOMMODA- TION.			Refrigerator space.	N. H. P.	Speed, Knots.	BUILT.		
	Length.	Breadth.	Depth.	Net.	Gross.	Capacity.	1st Class.	2nd Class.	3rd Class.				At	In	Of
President.....	391	48-0	19-7	2,546	5,218	2,800	340	....	179	....	601	15	Camden, N.J.....	1906	Steel.
Governor.....	391	48-0	19-7	2,550	5,250	2,800	350	....	196	....	679	15	Camden, N.J.....	1907	Steel.
Queen.....	348	38-0	12-6	1,672	2,727	1,400	219	....	88	....	319	13	Philadelphia.....	1882	Steel.
Admiral Schley.	291	36-0	22-0	1,336	2,104	1,300	106	....	42	....	222	12	Philadelphia .....	1898	Steel.
Admiral Watson.	253	38-0	22-0	1,237	2,009	1,100	127	....	150	....	251	12	Toledo.....	1901	Steel.

NOTE.—A steamship service between Victoria and San Francisco, subsidized by the Dominion Government, is required under the terms of the agreement by which British Columbia entered Confederation.

SESSIONAL PAPER No. 10e

## TRAFFIC RETURNS.

Calendar Year.	No. of Round Trips run.	Number of Passengers Carried.	Tons of Freight Carried.		Live Stock Carried	Mails Carried.		Subsidy Paid.  \$
			Weight.	Meas.		Lock Bags.	Tied Sacks	
1908.....	71	2,672	5,239	1,230	Nil.	79	Nil.	3,000 00
1909.....	57	1,930	2,163	5,225	Nil.	Nil.	Nil.	3,000 00
1910.....	55	1,970	2,130	6,230	Nil.	Nil.	Nil.	3,000 00
1911.....	56	2,050	2,596	5,936	Nil.	Nil.	Nil.	3,000 00
1912.....	52	2,612	6,197	8,654	Nil.	Nil.	Nil.	3,000 00
1913.....	52	3,791	4,779	7,306	Nil.	Nil.	Nil.	3,000 00
1914.....	54	3,630	3,534	4,386	Nil.	Nil.	Nil.	2,971 15
1915.....	52	4,307	1,955	2,435	Nil.	Nil.	Nil.	3,000 00
1916.....	47½	3,249	3,702	2,514	Nil.	Nil.	Nil.	2,769 23
1917.....	52	In.... 4,532	4,562	Nil.	} Nil.	Nil.	Nil.	3,000 00
		Out... 2,171	253	Nil.				
		Total. 6,703	4,815	Nil.	Nil.	Nil.	Nil.	

## ORIGIN, QUANTITY AND VALUE OF CARGO EXPORTED FROM CANADA.

Calendar Year.	CANADIAN ORIGIN.			UNITED STATES ORIGIN.			TOTAL.		
	Tons Weight.	Tons Meas't.	Value.	Tons Weight.	Tons Meas't.	Value.	Tons Weight.	Tons Meas't.	Value.
			\$			\$			\$
1912.....	68	226	47,554	36	214	39,223	104	440	85,777
1913.....	63	385	68,418	2	178	17,474	63	563	85,892
1914.....	95	873	128,307	Nil.	87	10,911	95	960	139,218
1915.....	175	306	37,730	6	27	10,514	181	333	48,244
1916.....	212	370	51,323	21	14	4,901	233	384	56,224
1917.....	234	Nil.	55,941	19	Nil.	11,438	253	Nil.	67,379

## PRINCIPAL ARTICLES EXPORTED.

*Of Canadian Origin.*—Liquors, automobiles, household goods, coal tar, rice meal, plants and bulbs.

*Of United States Origin.*—Empty cylinders.

8 GEORGE V, A. 1918

## VICTORIA, VANCOUVER, WAYPORTS AND SKAGWAY.

## CANADIAN PACIFIC RAILWAY COMPANY.

Contract No. 28.

T. &amp; C. File No. 17570.

*Vote 152.—Steam service between Victoria, Vancouver, Wayports and Skagway—*

1917-18.. . . . .	\$12,500
1918-19.. . . . .	12,500

*Contractors.*—Canadian Pacific Railway Co., Montreal, Que.*Contract Dated.*—March 26, 1917.*Duration of Contract.*—April 1, 1917, to March 31, 1918.

*Service.*—Four complete round trips each month from June to October, inclusive; three complete round trips each month from March to May, inclusive; and two complete round trips each month from November to February, inclusive.

*Ports of Call.*—Victoria, Vancouver, Prince Rupert, Ketchikan, Juneau, and Skagway.

*Calls at United States Ports.*—Steamers are permitted to call at the United States ports mentioned in the preceding paragraph on outward trips only.

*Subsidy.*—\$12,500 per annum, payable quarterly in July, October, January and April.

*Mails.*—To be carried free.

## DISTANCES.

	Knots.
Victoria to Vancouver.. . . . .	73
Vancouver to Port Essington.. . . . .	472
Port Essington to Prince Rupert.. . . . .	27
Prince Rupert to Port Simpson.. . . . .	36
Port Simpson to Ketchikan.. . . . .	66
Ketchikan to Skagway . . . . .	307
Total.. . . . .	981

## DESCRIPTION OF VESSELS EMPLOYED.

Name.	DIMENSIONS.			TONNAGE.			PASSENGER ACCOMMO- DATION.			Refrigerator Space.	N.H.P.	Speed. Knots.	BUILT.		
	Length.	Breadth.	Depth.	Net.	Gross.	Capacity.	1st Class.	2nd Class.	3rd Class.				At	In	Of
	Ft.	Ft.	Ft.												
Princess May...	249-0	33-2	17-7	892	1,717	500	160	Nil.	70	Nil.	287	15	Newcastle-on-		
Princess Sophia.	245-2	44-1	24-0	1,466	2,320	1,200	500	Nil.	Nil.	Nil.	366	14	Tyne.....	1888	Steel.
													Paisley.....	1912	"
Princess Alice..	289-0	46-0	17-0	1,903	3,099	500	500	Nil.	Nil.	Nil.	610	17½	Newcastle-on-		
Princess Char-													Tyne.....	1911	"
lotte.....	330-0	46-7	18-2	1,999	3,843	820	500	Nil.	Nil.	Nil.	795	20	Glasgow....	1908	"

SESSIONAL PAPER No. 10e

## TRAFFIC RETURNS.

Calendar Year.	No. of Round Trips run.	Number of Passengers Carried.			Tons of Freight Carried.		Live Stock.	Mails.		Subsidies Paid.
1907.....		11,206			17,677		Not stated.	Not stated.		For all routes including Vancouver Island service. \$ 17,500 4,375
1908.....		27,625			23,446		264	13,281		
		1st Class.	2nd Class.	3rd Class.	Tons W'ght	Tons Meas.		Lock Bags.	Tied Sacks	
1909.....		23,346	4,427	2,236	25,740	332	130	6,378	8,367	17,500
*1910.....		10,052	1,846	680	12,536	55	591	3,524	4,119	12,500
1911.....		7,096	1,311	665	8,469	626	85	2,785	6,579	12,500
1912.....	39	10,948	1,216	404	5,315	3,238	900	6,227	5,238	12,500
1913.....	40	12,292	1,416	548	6,409	1,372	482	3,460	9,118	12,500
1914.....	40	12,788	827	811	11,483	349	925	6,665	6,377	12,500
1915.....	40	6,020	601	249	10,818	597	1,521	5,067	7,703	12,500
1916.....	42	7,638	440	199	13,506	180	1,239	3,361	14,207	12,500
1917.....	40	In . . . . 4,542 Out . . . . 3,074	378 150	211 111	4,520 9,389	..... .....	5 774	1,415 2,825	1,877 7,470	12,500
		Total, 7,616	528	322	13,909	.....	779	4,240	9,347	

\*The above figures show traffic carried over routes "A" and "B" during 1907, 1908, and 1909. From 1910 onwards only route "A" has been subsidized, which accounts for the apparent decrease in traffic.

## VICTORIA AND WEST COAST VANCOUVER ISLAND.

## CANADIAN PACIFIC RAILWAY COMPANY.

Contract No. 63.

T. &amp; C. File 17571.

*Vote 153.—Steam service between Victoria and West Coast Vancouver Island—*

1917-18. . . . . \$5,000  
 1918-19. . . . . 5,000

*Contractors.*—Canadian Pacific Railway Company, of Montreal, Que.*Date of Contract.*—March 26, 1917.*Duration of Contract.*—April 1, 1917, to March 31, 1918.

*Service.*—Four complete round trips each month from April to September, inclusive, viz.: two trips from Victoria to Clayoquot and way ports; one trip from Victoria to Quatsino including Clayoquot and way ports, and one trip from Victoria to Holberg including Quatsino, Clayoquot, and way ports. For the balance of the year, three complete round trips each month; one to Holberg and way ports, including Quatsino; one to Quatsino and way ports, and one to Clayoquot.

*Ports of Call.*—Victoria, Port Renfrew, Carmanah, Clo-oose, Bamfield, New Alberni, Sechart, Ucluelet, Clayoquot, Christie School, Ahousat, Hesquot, Friendly Cove, Whaling Station, Kyuquot, Winter Harbour, Quatsino, and Holberg; and, if sufficient business offers, at Dodge's Cove, Uchucklesit, Port Hughes and Neuchatlitiz.

8 GEORGE V, A. 1918

*Speed Required.*—Not stated.*Subsidy.*—\$5,000 per annum, payable quarterly in June, September, December and March.*Mails.*—To be carried free.

## DISTANCES.

	Knots.
Victoria to Port Renfrew.. . . . .	54
Port Renfrew to Carmanah.. . . . .	15
Carmanah to Cla-oose .. . . . .	5
Cla-oose to Bamfield.. . . . .	25
Bamfield to New Alberni.. . . . .	34
New Alberni to Sechart.. . . . .	34
Sechart to Ucluelet.. . . . .	12
Ucluelet to Clayoquot.. . . . .	26
Clayoquot to Christie's School.. . . . .	3
Christie's School to Ahousaht.. . . . .	9
Ahousaht to Hesquoit.. . . . .	36
Hesquoit to Friendly Cove.. . . . .	25
Friendly Cove to Whaling Station.. . . . .	68
Whaling Station to Kyuquot.. . . . .	11
Kyuquot to Winter Harbour.. . . . .	45
Winter Harbour to Quatsino.. . . . .	22
Quatsino to Holberg.. . . . .	23
Total.. . . . .	447

## DESCRIPTION OF VESSELS EMPLOYED.

Name.	DIMENSIONS.			TONNAGE.			PASSENGER ACCOMMO- DATION.			Refrigerator Space.	N.H.P.	Speed.	BUILT.		
	Length.	Breadth.	Depth.	Net.	Gross.	Capacity.	1st Class.	2nd Class.	3rd Class.				At	In	Of
	Ft.	Ft.	Ft.												
Tees.....	165	26	11	440	679	400	80	Nil.	Nil.	Nil.	99	9	Stockton-on-Tees.	1893	Steel.
Princess Maquinna	232	38	17	978	1777	800	500	Nil.	Nil.	Nil.	Nil.	12	Victoria, B.C.	1913	Steel.
Princess May.....	248	40	16	1345	2155	900	500	Nil.	Nil.	Nil.	Nil.	14	Govan .....	1910	Steel.

## SESSIONAL PAPER No. 10c

## TRAFFIC RETURNS.

Calendar Year.	No. of round trips run.	Passengers Carried.			Tons of Freight Carried.		Live Stock.	Mails.		Subsidy Paid.
		1st Class.	2nd Class.	3rd Class.	Tons Weight.	Tons Meas.		Lock Bags.	Tied Sacks.	
1907.....			6,037		8,999		Not stated.	Not stated		Included in amount of \$17,500 paid under previous vote.
1908.....			5,606		10,480		151	745		Included in amount of \$4,375 paid under previous vote.
1909.....		3,173	1,318	305	5,837	5,887	63	1,064	972	Included in amount of \$17,500 paid under previous vote.
1910.....		4,692	1,017	595	4,257	6,367	62	1,379	998	\$5,000
1911.....		3,788	348	776	7,072	1,012	67	1,212	734	3,750
1912.....	46	4,954	1,418	1,137	5,241	5,854	111	1,751	937	5,000
1913.....	43	5,173	3,534	Nil.	1,100	7,292	73	2,057	940	5,000
1914.....	43	4,123	2,469	615	6,806	1,739	62	2,479	1,101	5,000
1915.....	42	2,984	916	605	7,442	5,382	40	2,936	898	5,000
1916.....	42	3,275	1,343	Nil.	9,756	Nil.	20	2,231	1,817	5,000
1917.....	42	In. 2,474 Out. 2,818	904 1,265	Nil. Nil.	5,059 6,577	Nil. Nil.	7 98	1,308 3,045	51 123	5,000
Total.		5,292	2,169	Nil.	11,636	Nil.	105	4,353	174	

## VANCOUVER AND NORTHERN BRITISH COLUMBIA PORTS.

## THE UNION STEAMSHIP CO. OF BRITISH COLUMBIA, LTD.

Contract No. 18.

T. &amp; C. File No. 18020.

*Vote 154.—Steam service between Vancouver and Northern ports of British Columbia—*

1917-18. . . . . \$16,800

1918-19 . . . . . 16,800

*Contractors.*—The Union Steamship Company of British Columbia, Ltd., Vancouver, B.C.*Date of Contract.*—June 28, 1917.*Duration of Contract.*—April 1, 1917, to March 31, 1918.*Service and Ports of Call.*—Regular sailings throughout the year from Vancouver to Anyox (Granby Bay), on Observatory Inlet, making—

(a) Two calls each way each week at Campbell River and Quathiasca Cove.

(b) Two calls northbound and one southbound each week at Sointula.

(c) One call each way each week at Alert Bay, Port Hardy, Shushartie Bay, Namu, Bella Bella, Ocean Falls, Bella Coola, Swanson Bay, Butedale, Claxton, Prince Rupert, Port Simpson.

8 GEORGE V, A. 1918

(d) One call each week at Wadhams, Takush Harbour, Hartley Bay, Oceanic, Inverness, Port Essington, Arrandale, Kincolith, Mill Bay, Anyox, Alice Arm, and weather permitting, at Suquash.

(e) One call one way every two weeks during summer and every four weeks during winter at Smith's Inlet.

(f) One call one way every four weeks at Kitimat.

(g) During the summer season one call one way each week at Calvert Island, China Hat, Lowe Inlet, Rivers Inlet and Schooner Passage, and every two weeks in winter.

(h) During the summer season only one call one way every two weeks at Kimsquit.

Under the present service to Bella Coola by the steamer making that place the terminal, one call per week suffices. If calls are made by the steamer operating through to Prince Rupert calls must be made each way each week.

*Speed required.*—Not stated.

*Subsidy.*—\$16,800 per annum, payable quarterly in July, October, January and April.

*Mails.*—To be carried free. The contractors further agree to carry the mails to and from all ports at which they call, whether such call be stipulated in the agreement or not.

*Government Wharves.*—Steamers must call whenever possible.

## DISTANCES

	Miles.		Miles.
Vancouver to Campbell River.....	101	Ocean Falls to Bella Bella.....	28
Campbell River to Quathiasca Cove.....	2	Bella Bella to China Hat.....	39
Quathiasca Cove to Alert Bay.....	81	China Hat to Swanson Bay.....	24
Alert Bay to Sointula.....	5	Swanson Bay to Butedale.....	13
Sointula to Suquash.....	9	Butedale to Hartley Bay.....	28
Suquash to Port Hardy.....	12	Hartley Bay to Kitimat.....	40
Port Hardy to Shushartie Bay.....	19	Hartley Bay to Lowe Inlet.....	21
Shushartie Bay to Takush Harbour.....	39	Lowe Inlet to Claxton.....	41
Takush Harbour to Smith's Inlet.....	12	Claxton to Port Essington.....	9
Smith's Inlet to Wadham's.....	26	Port Essington to Inverness.....	12
Wadham's to Rivers Inlet Cannery.....	14	Inverness to Oceanic.....	7
Rivers Inlet Cannery to Schooner Passage.....	13	Oceanic to Prince Rupert.....	14
Schooner Passage to Safety Cove.....	15	Prince Rupert to Port Simpson.....	34
Safety Cove to Namu.....	22	Port Simpson to Arrandale.....	32
Namu to Bella Coola.....	59	Arrandale to Kincolith.....	2
Bella Coola to Kimsquit.....	53	Kincolith to Mill Bay.....	5
Kimsquit to Ocean Falls.....	57	Mill Bay to Anyox.....	33

921

## DESCRIPTION OF VESSELS EMPLOYED.

Name.	DIMENSIONS.			TONNAGE.			PASSENGER ACCOMMODATION.		Refrigerator space.	N. H. P.	Speed.	BUILT.		
	Length.	Breadth.	Depth.	Net.	Gross.	Capacity.	1st Class.	2nd Class.				At	In	Of
Chelohsin...	Ft. 175.5	Ft. 35.1	Ft. 15.7	597	1,133	460	Nil.	Nil.	Nil.	131	13	Dublin.....	1911	Steel.
Venture.....	180.4	32.0	17.0	580	1,011	560	70	200	Nil.	171	12	Glasgow.....	1910	"
Coquitlam...	120	22.2	9.6	166	256	357	Nil.	Nil.	Nil.	95	7½	Vancouver.....	1891	"
Camosun...	192.7	35.2	14.9	794	1,369	713	150	200	Nil.	224	14	Paisley.....	1905	"
Cowichan...	157.1	32.1	13.5	520	962				Nil.	151		Ayr.....	1903	"

SESSIONAL PAPER No. 10e

## TRAFFIC RETURNS.

Calendar Year.	No. of Round Trips.	Passen- gers Carried.	TONS OF FREIGHT CARRIED.		Live Stock.	MAILS.		Subsidy Paid.
			Weight.	Measure- ment.		Lock Bags.	Tied Sacks.	
Apr. 1 to Dec. 31, 1912.....	217	19,600	26,451	11,157	928	7,472	Nil.	\$ 7,500
1913.....	189	19,328	99,106	45,433	791	8,042	2,828	15,100
1914.....	209	21,167	31,291	10,600	518	17,256	Nil.	16,800
1915.....	189	15,126	30,627	8,541	602	13,831	Nil.	16,800
1916.....	241	21,424	34,550	14,738	362	16,964	Nil.	16,800
		8,616	17,891	1,948	132	8,420	Nil.	16,800
		14,837	13,120	11,563	177	11,106	Nil.	
1917.....	236	Tt'123,453	31,011	13,511	309	19,526	Nil.	



## LOCAL SERVICES.



## BADDECK AND IONA.

THE BADDECK STEAMSHIP COMPANY, LIMITED.

Contract No. 25.

T. &amp; C. File 17716.

*Vote 155.—Steam service between Baddeck and Iona—*

1917-18. . . . .	\$5,825
1918-19. . . . .	5,825

*Contractors.*—The Baddeck Steamship Company, Ltd., of Baddeck, N.S.*Contract Dated.*—April 26, 1917.*Duration of Contract.*—April 1, 1917, to March 31, 1918.*Service.*—Two full round trips daily, during open navigation.

*Ports of Call.*—Baddeck, Iona, McKay's Point and Grand Narrows; calling at Kempt Head on the Western end of Boularderie Island on trips from Baddeck to Grand Narrows; such calls to be made only on those days on which the steamer *Marion* makes her westbound trip from Sydney to Whycomagh.

*Government Wharves.*—Steamer must call whenever possible.

*Subsidy.*—\$5,825 per annum, payable quarterly, in July, October, January and April.

*Mails.*—To be carried free.

## DISTANCES.

	Miles.
Baddeck to Iona. . . . .	12
" Grand Narrows. . . . .	20
" McKay's Point. . . . .	10
" Kempt Head. . . . .	5
Distance between terminal points. . . . .	20

## DESCRIPTION OF VESSEL EMPLOYED.

NAME.	DIMENSIONS.			TONNAGE.			Passenger Accommodation.	N. H. P.	Speed—Knots.	BUILT		
	Length.	Breadth.	Depth.	Net.	Gross.	Capacity.				At	In	Of
	Ft	Ft.	Ft.									
Blue Hill. . . . .	135	18	7	92	195	.....	500	33	12	East Boston, U.S.A.	1887	Wood

TRAFFIC RETURNS.

Calendar Year.	No. of Round Trips run.	Passengers Carried.	Freight Carried.	Live Stock.	Mails.			Subsidy Paid.
					Lock	Bags.	Tied Sacks.	
1907.....		4,377	1,240	Not stated.	Not stated.	Not stated.		\$ 5,825 00
1908.....	621	5,147	784	112	2,270	2,680		5,450 00
1909.....	496	5,680	948	101	2,850	2,775		5,825 00
1910.....	470	4,895	902	249	3,101	3,006		5,825 00
1911.....	640	4,311	689	120	2,522	2,939		5,825 00
1912.....	480	3,048	573	74	2,892	3,377		5,825 00
1913.....	534	4,754	873	86	3,173	3,938		5,825 00
1914.....	500	4,468	782	98	3,227	4,801		5,825 00
1915.....	598	4,156	824	54	3,065	4,200		5,728 32
1916.....	510	3,463	789	—	3,034	4,986		5,750 64
1917.....	477	In....2,187	787	—	1,422	5,228	191	5,825 00
		Out....2,193	228	—	1,432			
		Total.4,380	1,015	—	2,854	5,419		

From 1907 to 1915, inclusive, and during the quarter ended March 31, 1916, the service was performed by the Victoria Steamship Co., of Baddeck, N.S., and their proportion of the subsidy shown above for 1916 was \$1,475.

CHARLOTTETOWN, VICTORIA AND HOLLIDAY'S WHARF.

THE ISLAND TUG CO., LIMITED.

Contract No. 74.  
T. & C. File 17667.

Vote 156.—*Steam service between Charlottetown, Victoria and Holliday's Wharf—*  
1917-18. . . . . \$2,500  
1918-19. . . . . 2,500

*Contractors.*—The Island Tug Co., Ltd., of Charlottetown, P.E.I.

*Date of Contract.*—April 14, 1917.

*Duration of Contract.*—From the opening to the close of navigation, 1917.

*Service.*—Two round trips each week from the opening of navigation until October 1, and thereafter one round trip each week until the close of navigation, to Victoria, and two round trips each week throughout the season of navigation to Holliday's Wharf, East River, West River, China Point, Orwell and Orwell Cove.

*Subsidy.*—\$2,500, of which half is payable on August 1, and the balance at the close of navigation.

*Government Wharves.*—Steamer must call whenever possible.

*Mails.*—To be carried free.

DISTANCES.

	Miles.
Charlottetown to Holliday's. . . . .	17
Holliday's to China Point. . . . .	2½
China Point to Brush Wharf. . . . .	½
Charlottetown to Victoria. . . . .	28
" Hickey's Wharf. . . . .	11
Hickey's to Haggerty's. . . . .	3
Haggerty's to Hayden's. . . . .	1
Charlottetown to McEwen's. . . . .	8
McEwen's to West River Bridge. . . . .	2
Total. . . . .	73

SESSIONAL PAPER No. 10e

## DESCRIPTION OF VESSEL EMPLOYED.

NAME.	DIMENSIONS.			TONNAGE.			Passenger Accommodation.	N.H.P.	Speed, Knots.	BUILT.		
	Length.	Breadth.	Depth.	Net.	Gross.	Capacity.				At.	In.	Of.
Harland.....	113	27	6-7	217	352	50	286	33	10	Shelburne, N.S.	1908	Wood

## TRAFFIC RETURNS.

Calendar Year.	No. of round trips run.	No. of Passengers carried.	Barrels of Freight carried.	Live Stock.	Mail Bags.	Subsidy Paid.
1913.....	273	12,534	31,331	1,088	Nil.	\$2,500
1914.....	251	13,232	33,050	1,617	Nil.	2,500
1915.....	255	13,165	31,041	1,053	Nil.	2,500
1916.....	234	10,159	35,898	1,528	Nil.	2,500
1917.....	226	In.....5,232	21,622	1,203	Nil.	2,500
		Out.....5,304	20,251	72		
		Total 10,536	41,873	1,275	Nil.	

## FROUDE'S POINT AND LOCKEPORT, N.S.

## MUNICIPAL CORPORATION OF THE TOWN OF LOCKEPORT, N.S.

Contract No. 22.

T. &amp; C. File No. 19028.

*Vote 157.—Steam service between Froude's Point and Lockeport, N.S.—*

1917-18.....	\$600
1918-19.....	600

*Contractors.—The Municipal Corporation of the town of Lockeport, N.S.**Contract Dated.—October 29, 1917.**Duration of Contract.—April 1, 1917, to March 31, 1918.**Service.—Not less than twelve round trips each week, all the year round.**Ports of Call.—Lockeport, Rockland and Froude's Point, N.S.**Government Wharves.—Steamer must call whenever possible.**Subsidy.—\$600 per annum; \$300 payable on October 1, and balance upon the completion of the service.**Mails.—To be carried free.*

## DISTANCES.

	Miles.
Lockeport to Rockland.....	23
Rockland to Froude's Point.....	1½
Total.....	4

8 GEORGE V, A. 1918

## DESCRIPTION OF VESSEL EMPLOYED.

NAME.	DIMENSIONS.			TONNAGE.		Passenger Accommodation.	N. H. P.	Speed, Knots.	BUILT.		
	Length.	Breadth.	Depth.	Net.	Gross.				At.	In.	Of.
D. D. Munro.....	Ft. 73	Ft. 21.5	Ft. 4.25	83	130	40	13	9	Shelburne, N.S.	1907	Wood.

## TRAFFIC RETURNS.

Calendar Year.	No. of Round Trips Run.	Number of Passengers Carried.	Tons of Freight Carried.	Live Stock.	MAILS.		Subsidy Paid.
					Lock Bags.	Tied Sacks.	
1908.....	875	6,625	1,170	Nil.	3,768	1,800	\$600 00
1909.....	885	6,471	1,715	Nil.	4,300	1,680	636 66
1910.....	780	6,629	2,140	Nil.	4,880	1,690	600 00
1911.....	790	6,966	1,770	Nil.	4,880	1,380	600 00
1912.....	790	6,795	2,857	Nil.	4,880	1,380	600 00
1913.....	790	8,014	4,764	Nil.	4,880	1,380	600 00
1914.....	790	7,912	5,031	Nil.	4,880	1,380	600 00
1915.....	790	6,381	6,301	Nil.	4,880	1,380	600 00
1916.....	790	5,718	6,595	Nil.	4,880	1,380	600 00
1917.....	550	In.....1,722	3,349	Nil.	2,440	690	600 00
		Out.....1,679	3,494	Nil.	2,440	690	
		Total. 3,401	6,843	Nil.	4,880	1,380	

## GASPE BASIN AND DALHOUSIE OR CAMPBELLTON.

HENRY M. EVANS.

Contract No. 15.

T. &amp; C. File No. 17652.

*Steam service from the opening to the closing of navigation, between Gaspé Basin and Dalhousie or Campbellton.*

1917-18..... \$15,000

1918-19..... No subsidy voted.

*Contractor.*—Henry M. Evans of Halifax, N.S.*Date of Contract.*—April 11, 1917.*Duration of Contract.*—May 15, 1917, to close of navigation, 1917.*Service.*—Semi-weekly, during season of navigation.

*Ports of Call.*—Campbellton, Dalhousie, Carleton, Maria, New Richmond, St. Charles de Caplan, Bonaventure, New Carlisle and Paspébiac, and one trip each week from Paspébiac to be extended to Gaspé Basin, calling each way at St. Godfroi, Port Daniel, L'Anse aux Gascons, Newport, Pabos Mills, Little Pabos, Grand River, Little River East, Cape Cove, Barachois de Mal Baie, Percé, Malbay, and Douglastown; and when there is a reasonable quantity of passengers or freight offering, at Grand Greve.

SESSIONAL PAPER No. 10e

*Subsidy.*—\$15,000 per annum, payable in monthly instalments.

*Government Wharves.*—Steamer must call whenever possible.

*Mails.*—To be carried free.

*Through Rates via Intercolonial Railway.*—Upon the demand of the Minister of Railways and Canals the Contractors shall fix and put into effect through rates between points on their steamship line or its connections and points on the I.C.R. or its connections.

#### DISTANCES.

	Miles.
Campbellton to Dalhousie .....	13
Dalhousie to Carleton .....	11
Carleton to Maria .....	10
Maria to New Richmond .....	4
New Richmond to Caplin .....	11
Caplin to Bonaventure .....	9
Bonaventure to New Carlisle .....	10
New Carlisle to Paspébiac .....	3
Paspébiac to St. Godfroi .....	8
St. Godfroi to Port Daniel .....	11
Port Daniel to Gascons .....	4
Gascons to Newport .....	7
Newport to St. Adelaide .....	13
St. Adelaide to Grand River .....	5
Grand River to Little River East .....	4
Little River East to Cape Cove .....	5
Cape Cove to Perce .....	8
Perce to Barachois .....	6
Barachois de Mal Baie to Pt. St. Pierre .....	5
Pt. St. Pierre to Douglastown .....	12
Douglastown to Gaspé .....	11
Total .....	170

#### DESCRIPTION OF VESSEL EMPLOYED.

NAME.	DIMENSIONS.			TONNAGE.			Passenger Accommodation.	N.H.P.	Speed, Knots.	BUILT.		
	Length.	Breadth.	Depth.	Net.	Gross.	Capacity.				At.	In.	Of.
Elaine .....	Ft.	Ft.	Ft.									
Elaine .....	125	26	7.8	156	276	—	70	31	12	Newburg, N.J.	1888	Steel.

8 GEORGE V, A. 1918

## TRAFFIC RETURNS.

Calendar Year.	No. of Round Trips Run.	Number of Passengers Carried.	Tons of Freight Carried	Live Stock.	MAILS.		Subsidy Paid.
					Lock Bags.	Tied. Sacks.	
1907†.....	53	9,260	4,013	Not stated.	Not	stated.	\$13,250 00
1908*†.....	48	5,184	5,689	31	1,904	382	12,000 00
1909†.....	51½	4,897	4,338	41	751	81	12,875 00
1910†.....	50	6,086	2,231	170	93	79	12,500 00
1911**.....	54	4,643	446	20	Nil.	Nil.	13,500 00
1912**.....	53	4,265	1,299	234	Nil.	Nil.	13,250 00
1913**.....	53	3,533	1,609	143	Nil.	Nil.	20,000 00
1914†.....	25	177	1,085	Nil.	Nil.	Nil.	9,615 25
1915†.....	50	658	1,699	Nil.	Nil.	Nil.	20,000 00
1916.....	26	145	536	4	Nil.	Nil.	8,039 00
1917.....	47 {	In..... 244	139	23	Nil.	Nil.	13,750 00
		Out..... 386	625	10	.....	.....	
		Total... 630	764	33	Nil.	Nil.	

\*Statistics for 1908 are estimated only. Actual returns could not be obtained owing to wreck of *Lady Eileen*, and proposed winding up of Interprovincial Navigation Co.

†Service performed by Interprovincial Navigation Co.

‡Service performed by Fraserville Navigation Co.

\*\*Service performed by the Campbellton and Gaspé S.S. Co.

††Service performed by the Gaspé and Baie des Chaleurs s.s. Co.

## GRAND MANAN AND THE MAINLAND.

## GRAND MANAN STEAMBOAT COMPANY.

Contract No. 14.

T. & C. File No. 17503.

Vote 158.—*Steam service between Grand Manan and the Mainland*—

1917-18. . . . . \$10,000

1918-19 . . . . . 10,000

*Contractors*.—The Grand Manan Steamboat Company, of Grand Manan, N.B.

*Date of Contract*.—March 13, 1917.

*Duration of Contract*.—April 1, 1917, to March 31, 1918.

*Service and Ports of Call*.—From June to September, inclusive:—

(a) One trip each week between Grand Manan and St. Andrew's, calling both ways at Campobello and Eastport, Maine.

(b) One trip each week between Grand Manan and St. John, *via* and calling both ways at Campobello and Eastport.

(c) One round trip each week between Grand Manan and St. John direct.

(d) One trip each week between Grand Manan and St. Stephen, calling both ways at Campobello, Eastport and St. Andrews.

And during the remaining eight months of the year:—

(e) One trip each week between Grand Manan and St. Stephen, calling both ways at Campobello, Eastport and St. Andrew's.

(f) One trip each week between Grand Manan and St. John, calling both ways at Campobello and Eastport.

(g) One trip each week between Grand Manan and St. Andrew's, calling both ways at Campobello and Eastport.

## SESSIONAL PAPER No. 10e

*Subsidy.*—\$10,000 per annum, payable quarterly in July, October, January and April.

*Mails.*—To be carried free.

*Government Wharves.*—Steamers must call at Government Wharves whenever possible.

## DISTANCES.

	Miles.
Grand Manan to Campobello.. . . . .	15
Campobello to Eastport.. . . . .	3
Eastport to St. John.. . . . .	45
Eastport to St. Andrew's.. . . . .	12
St. Andrew's to St. Stephen.. . . . .	18
St. John to Grand Manan.. . . . .	45
St. Stephen to Grand Manan.. . . . .	48
St. Andrew's to Grand Manan.. . . . .	30

## DESCRIPTION OF STEAMER EMPLOYED.

NAME.	DIMENSIONS.			TONNAGE.			Passenger Accommodation.	N. H. P.	Speed—Knots.	BUILT.		
	Length.	Breadth.	Depth.	Net.	Gross.	Capacity.				At	In	Of
	Ft.	Ft.	Ft.									
Grand Manan.....	130	26	11	180	363	250	350	32	12	Liverpool, N.S.	1911	Wood

## TRAFFIC RETURNS.

Calendar Year.	No. of Round Trips Run.	No. of Passengers Carried.	Tons Freight Carried.	Live Stock.	MAILS.		Subsidy Paid.
					Lock Bags.	Tied Sacks.	
1907.....	138	6,524	4,407	Not stated.	Not stated.		\$ 5,000 00
1908.....	174	6,168	4,016	33	1,561	2,553	5,000 00
1909.....	173	6,961	3,749	Not stated.	1,389	1,960	6,500 00
1910.....	174	6,919	3,636	37	1,581	2,359	7,000 00
1911.....	189	6,057	3,909	31	2,146	2,017	7,000 00
1912.....	174	7,707	4,660	25	2,295	2,000	9,250 00
1913.....	171½	7,509	4,010	152	1,815	1,914	9,903 85
1914.....	172½	6,525	3,927	54	1,633	2,215	10,000 00
1915.....	176½	6,416	4,589	26	1,775	2,587	10,000 00
1916.....	174	6,977	5,427	34	1,952	2,859	10,000 00
1917.....	173	{ In... 2,592 Out... 3,881	{ 4,607 —	{ 39 11	{ 953 847	{ 2,709 320	{ 10,000 00
		Total 6,473	4,607	41	1,805	3,089	

## HALIFAX, CANSO AND GUYSBOROUGH.

## HALIFAX AND CANSO STEAMSHIP Co., LTD.

Contract No. 30.

T. & C. File No. 17618.

*Vote 159.*—Steam service between Halifax, Canso and Guysborough.

1917-18.. . . . .	\$5,000
1918-19 .. . . . .	5,000

8 GEORGE V, A. 1918

*Contractors.*—The Halifax and Canso Steamship Co., Ltd., of Halifax, N.S.

*Date of Contract.*—March 31, 1917.

*Duration of Contract.*—April 1, 1917, to March 31, 1918.

*Service.*—Weekly, all the year round, between Halifax and Guysborough.

*Ports of Call.*—Calling on all voyages each way at Canso, Whitehead, Drumhead, Isaac's Harbour, Goldboro, Port Beckerton and Port Hilford; and calling on all outward voyages at Half Island Cove and Queensport; calling fortnightly during open navigation on outward voyages at Country Harbour and Boylston; and during the months of January and February at Port Dufferin and Moser's River.

From January 15 to March 31 a fortnightly call only need be made at Guysborough, Queensport and Half Island Cove.

*Capacity of Steamer.*—The steamer employed is guaranteed to have a cargo capacity equal to 2,500 barrels, with passenger accommodation for 40 passengers, electric lighted throughout and fitted with adequate refrigeration for the carriage of fresh fish.

*Laying off Steamer.*—The steamer may lay off for refitting two trips in each year, at such time or times as will least interfere with the requirements of the service.

*Government Wharves.*—The steamer must call whenever possible.

*Subsidy.*—\$5,000 per annum, payable quarterly in July, October, January and on the completion of the service.

*Mails.*—To be carried free.

DISTANCES.

	Miles.
Halifax to Port Hilford . . . . .	89
Port Hilford to Beckerton . . . . .	10
Beckerton to Isaac's Harbour . . . . .	16
Isaac's Harbour to Whitehead . . . . .	35
Whitehead to Canso . . . . .	17
Canso to Queensport . . . . .	12
Queensport to Guysborough . . . . .	13
Total . . . . .	192

DESCRIPTION OF VESSEL EMPLOYED.

NAME.	DIMENSIONS.			TONNAGE.			Passenger Accommodation.		Speed—Knots.	BUILT.		
	Length.	Breadth.	Depth.	Net.	Gross.	Capacity.		N.H.P.		At.	In.	Of.
	Ft.	Ft.	Ft.									
Scotia . . . . .	137	27	9.5	263	376	2,000 brls.	100	53	10	Mahone N.S.	1907	Wood

SESSIONAL PAPER No. 10e

## TRAFFIC RETURNS.

Calendar Year.	No. of Round Trips run.	Number of Passengers Carried.	Tons of Freight Carried.	Live Stock.	Mails.	Subsidy Paid.
1907.....	51	624	5,547	Not given.	Nil.	\$4,000
1908.....	52	1,779	{ 9,478 weight. 14,818 meas. 8,301 weight. 12,452 meas. }	52	Nil.	4,000
1909.....	50	1,691	20,955	61	Nil.	4,000
1910.....	52	1,487	21,177	30	Nil.	4,000
1911.....	49	1,481	21,369	25	Nil.	4,000
1912.....	49	1,344	22,222	25	Nil.	4,000
1913.....	51	2,518	22,731	68	Nil.	4,750
1914.....	51	2,377	25,098	30	Nil.	5,000
1915.....	51	2,247	19,862	Nil.	Nil.	5,000
1916.....	50	2,475		Nil.	Nil.	5,000
1917.....	51	{ In...1,211 Out...1,232 }	{ 8,576 16,905 }	{ 2 19 }	{ — — }	{ 5,000 — }
Total.....		2,443	25,481	21	—	

HALIFAX AND NEWFOUNDLAND *via* CAPE BRETON PORTS.

J. A. FARQUHAR &amp; COMPANY.

Contract No. 11.

T. &amp; C. File No. 17546.

Vote 160.—*Steam service between Halifax and Newfoundland via Cape Breton ports—*

1917-18.. . . . .	\$10,000
1918-19 .. . . . .	10,000

*Contractors.*—J. A. Farquhar & Co., of Halifax, N.S.*Date of Contract.*—March 21, 1917.*Duration of Contract.*—From the opening to the close of navigation in 1917.*Service.*—Fortnightly, to continue uninterruptedly until 14 complete round trips have been performed, or until the close of navigation, should it close before 14 round trips have been performed.*Ports of call.*—Halifax, Sydney, North Sydney, Marble Mountain, Baddeck, Ingonish, Neil's Harbour, White Point and St. Paul's Island, all in Nova Scotia; and at Channel, Codroy, Sandy Point, Bay of Islands and Bonne Bay, Nfld. Thence on the return voyage to Halifax, calling at Bay of Islands, Sandy Point, Codroy, Channel, St. Paul's Island, White Point, Neil's Harbour, Ingonish, North Sydney and Sydney.*Government Wharves.*—Steamer must call whenever possible.*Subsidy.*—\$700 for each round trip; total not to exceed \$10,000; payable on September 1 and at the close of navigation.*Mails.*—To be carried free

8 GEORGE V, A. 1918

## DISTANCES.

	Miles.
Halifax to St. Peter's.. . . .	154
St. Peter's to Grand Narrows.. . . .	21½
Grand Narrows to Baddeck.. . . .	9½
Baddeck to North Sydney.. . . .	40
North Sydney to Sydney.. . . .	4½
Sydney to Ingonish.. . . .	31
Ingonish to Neil's Harbour.. . . .	11
Neil's Harbour to Aspy Bay.. . . .	10
Aspy Bay to St. Paul's Island.. . . .	21
St. Paul's Island to Channel.. . . .	49
Channel to Codroy.. . . .	27
Codroy to Bay St. George.. . . .	55
Bay St. George to Bay of Islands.. . . .	111
Bay of Islands to Bonne Bay.. . . .	52
Total.. . . .	596

## DESCRIPTION OF VESSEL EMPLOYED.

Name.	DIMENSIONS.			TONNAGE.			Passenger Accommodation.	N.H.P.	Speed—Knots.	BUILT.		
	Length.	Breadth.	Depth.	Net.	Gross.	Capacity.				At	In	Of
Seal.....	Ft. 175	Ft. 26.6	Ft. 20.5	277	607	550	20	85	11	Clyde.....	1911	Steel.

## TRAFFIC RETURNS.

Calendar Year.	Number of Round Trips run.	Number of Passengers Carried.	Tons of Freight Carried.	Live Stock.	Mail Bags.	Subsidy Paid.
1907.....	16	617	6,268	Not given.	Not given.	\$2,000
1908.....	14	681	5,375	6	14	4,000
1909.....	14	645	5,650	30	20	4,000
1910.....	15	337	8,102	31	30	4,000
1911.....	15	180	8,550	Nil.	22	4,000
1912.....	15	344	7,378	Nil.	34	10,000
1913.....	15	400	8,488	Nil.	20	10,000
1914.....	14	203	9,028	Nil.	28	10,000
1915.....	15	276	9,346	Nil.	39	10,000
1916.....	14	293	9,051	2	44	10,000
1917.....	13	{ In.....150 Out.....167	{ 4,132 3,568	{ Nil. Nil.	{ 30 35	{ 10,000
Total.....		317	7,700	Nil.	65	

From 1907 to 1910 inclusive, the service was performed by Messrs. Pickford & Black, of Halifax, N.S.

## ORIGIN, QUANTITY AND VALUE OF FREIGHT EXPORTED FROM CANADA TO NEWFOUNDLAND.

Calendar Year.	CANADIAN ORIGIN.			UNITED STATES ORIGIN.			TOTAL.		
	Weight.	Measure-ment.	Value.	Weight.	Measure-ment.	Value.	Weight.	Measure-ment.	Value.
	Tons.	Tons.	\$	Tons.	Tons.	\$	Tons.	Tons.	\$
1912.....	2,366	36	119,300	1,139	121	90,743	3,505	157	210,043
1913.....	3,091	636	214,938	552	554	37,799	3,643	1,188	252,737
1914.....	4,421	100	217,962	178	129	25,925	4,599	229	243,887
1915.....	4,308	167	257,505	293	278	46,341	4,601	445	303,846
1916.....	4,012	73	276,533	690	12	110,740	4,702	85	387,273
1917.....	3,058	53	293,323	454	3	75,290	3,512	56	368,613

SESSIONAL PAPER No. 10e

## PRINCIPAL ARTICLES EXPORTED.

*Of Canadian Origin.*—Flour, paint, molasses, gasoline, beans, stoves, furniture, butter, tea, hay, rope, tin ingots, apples, oats, kerosene oil, beef, pork, sugar, potatoes, oil, clothing, boots and shoes, nets, hardware, wire fencing, roofing, axes, and engines.

*Of United States and Foreign Origin.*—Molasses, engines and parts thereof, beef, rope, machinery, pork, tobacco, kerosene oil, oranges, shoes, feed, whiskey, sugar, tea, salt, gasoline, engines, bananas, oranges, and raisins.

## HALIFAX AND LAHAVE RIVER PORTS.

THE HALIFAX AND LAHAVE STEAM PACKET CO., LIMITED.

Contract No. 67.

T. &amp; C. File No. 17628.

*Vote 161.*—Steam service between Halifax, Mahone Bay, Tancook Island, and LaHave River Ports—

1917-18.. . . . .	\$4,000
1918-19 .. . . . .	4,000

*Contractors.*—The Halifax and LaHave Steam Packet Co., Ltd., Halifax, N.S.

*Date of Contract.*—April 23, 1917.

*Duration of Contract.*—Opening of navigation, 1917, to March 31, 1918.

*Service and Ports of Call.*—(a) Leaving Halifax every Wednesday morning, calling at Tancook, Blandford, Indian Point, Mahone Bay, LaHave and Riverport, and returning direct to Halifax from LaHave and Riverport every Thursday morning.

(b) Leaving Halifax every Saturday morning, calling at LaHave, Riverport, Park's Creek, West LaHave Ferry, Conquerall Bank and Dayspring, and returning to Halifax every Monday, calling at LaHave and Blandford, and also at Tancook.

(c) During the winter months, when Mahone Bay and the LaHave River are frozen over, calls at Mahone Bay, West LaHave, Park's Creek, Conquerall Bank and Dayspring may be omitted.

(d) During the months of January and February one round trip only each week is required, including a call each way at all the ports mentioned above in clauses (a) and (b), provided that calls at any of the said ports may be omitted if ice conditions prevent their being made.

*Government Wharves.*—Steamers must call whenever possible.

*Subsidy.*—\$4,000 per annum, payable in quarterly instalments on the last days of June, September, December and March.

*Mails.*—To be carried free.

*Withdrawal of steamer for repairs.*—The steamer may be withdrawn from the service for a total period of fourteen days, if required, for necessary repairs.

8 GEORGE V, A. 1918

## DISTANCES.

	Miles.
Halifax to Tancook.....	42
“ Mahone Bay.....	52
“ LaHave.....	52
“ Riverport.....	52
“ West LaHave.....	56
“ Conquerall Bank.....	60

## DESCRIPTION OF VESSELS EMPLOYED.

Name.	DIMENSIONS.			TONNAGE.			Passenger Accommodation.	N.H.P.	Speed.	BUILT.		
	Length.	Breadth.	Depth.	Net.	Gross.	Capacity.				At	In	Of
LaHave.....	Feet. 96	Feet. 17.4	Feet. 7.6	60	88	90	Nil.	18	Knots 8½	Pocomoke U.S.A.	1904	Wood

## TRAFFIC RETURNS.

Calendar Year.	Number of Round Trips Run.	Number of Passengers Carried.	Tons of Freight Carried.	Live Stock.	Bags Mail.	Subsidy Paid.
1911.....	37	247	2,270	Nil.	Nil.	\$ cts. 750 00
1912.....	43	410	360	12	Nil.	3,147 73
1913.....	88	526	5,900	Nil.	Nil.	3,153 85
1914.....	68½	Nil.	4,294	Nil.	Nil.	2,815 00
1915.....	76½	134	4,820	Nil.	Nil.	3,000 77
1916.....	83½	682	5,287	6	Nil.	3,639 60
1917.....	72	{ In... 563 Out... 322	{ 4,058 3,252	{ Nil. Nil.	{ Nil. Nil.	{ 3,000 00 (to Sept., 30)
	Total.....	885	7,310	Nil.	Nil.	

During 1911 a service was performed between Mahone Bay and Tancook Island only. In April and May, 1912, the service was extended to Halifax, and on June 1, 1912, to LaHave River ports. From 1911 to 1913 inclusive the service was performed by the estate of the late Abraham Ernst, with the steamer *Kinburn*.

## HALIFAX, SPRY BAY AND CAPE BRETON PORTS.

## HALIFAX AND SHEET HARBOUR STEAMSHIP COMPANY, LTD.

Contract No. 55.

T. &amp; C. File No. 17735.

*Vote 162.—Steam service between Halifax and Spry Bay and ports in Cape Breton—*

1917-18.....	\$4,000
1918-19.....	4,000

*Contractors.*—Halifax and Sheet Harbour Steamship Company, Ltd., 234-246 Hollis Street, Halifax, N.S.

## SESSIONAL PAPER No. 10e

*Date of Contract.*—May 2, 1917.

*Duration of Contract.*—April 1, 1917, to March 31, 1919.

*Service.*—Weekly, all the year round.

*Ports of Call.*—Halifax, Jeddore, Owl's Head, Tangier, Pope's Harbour, Ship Harbour, Sheet Harbour, Sober Island, Spry Bay, St. Peter's, Arichat, West Arichat, Poulamond and L'Ardoise; as well as such other ports or places between the above terminal ports as may be required by the Minister.

(a) The call at Pope's Harbour is at the discretion of the contractors.

(b) The call at L'Ardoise may be omitted in January, February and March.

(c) During the month of February the contractors have the option of omitting calls at St. Peter's, Arichat, West Arichat and Poulamond.

*Subsidy.*—\$4,000 per annum, payable in two equal instalments, one in October and the other upon the completion of the service.

*Government Wharves.*—Steamer must call whenever possible.

*Time for repairs.*—Three weeks are allowed during the year for government inspection and annual overhauling.

*Mails.*—To be carried free.

## DISTANCES.

	Miles.
Halifax to Jeddore.. . . . .	55
Jeddore to Owl's Head.. . . . .	15
Owl's Head to Tangier.. . . . .	10
Tangier to Pope's Harbour.. . . . .	10
Pope's Harbour to Ship Harbour.. . . . .	10
Ship Harbour to Sheet Harbour.. . . . .	20
Sheet Harbour to Sober Island.. . . . .	20
Total.. . . . .	120

## DESCRIPTION OF VESSEL EMPLOYED.

Name.	DIMENSIONS.			TONNAGE.			Passenger Accommodation.	N.H.P.	Speed.	BUILT.		
	Length.	Breadth.	Depth.	Net.	Gross.	Capacity.				At	In	Of
	Feet.	Feet.	Feet.						Knots			
Margaret.....	92	19	9	100	195	175	90	27	10½	Sheet H'bour.	1907	Wood

8 GEORGE V, A. 1918

## TRAFFIC RETURNS.

Calendar Year.	No. of Round trips run.	Number of Passengers Carried.	Tons of Freight Carried.	Live Stock.	Mails.	Subsidy paid.
						\$ cts.
1907.....	50	2,186	4,500	Nil.	Nil.	1,250 00
1908.....	52	1,935	3,470	Nil.	Nil.	2,500 09
1909.....	51	2,226	3,710	Nil.	Nil.	2,500 00
1910.....	52	2,774	2,975	Nil.	Nil.	2,500 00
1911.....	48	2,911	4,695	Nil.	Nil.	2,307 69
1912.....	52	3,138	7,380	Nil.	Nil.	2,500 00
1913.....	50	3,244	7,430	Nil.	Nil.	2,153 84
1914.....	50	2,572	7,700	Nil.	Nil.	3,000 00
1915.....	50	2,630	7,535	Nil.	Nil.	4,000 00
1916.....	45	2,207	9,180	Nil.	Nil.	3,603 08
1917.....	45	<div> In.....750  Out.....850  Total..1,600 </div>	<div> 950  4,050  5,000 </div>	<div> Nil.  Nil.  Nil. </div>	<div> Nil.  Nil.  Nil. </div>	<div>   3,750 25  </div>

## HALIFAX, SOUTH CAPE BRETON AND BRAS D'OR LAKE PORTS.

HALIFAX AND GLACE BAY STEAMSHIP Co., LTD.

Contract No. 66.

T. &amp; C. File No. 17708.

*Vote 163.—Steam service between Halifax, South Cape Breton and Bras d'Or Lake Ports.*

1917-18.. . . . .	\$6,000
1918-19 .. . . . .	6,000

*Contractors.*—The Halifax and Glace Bay Steamship Company, Ltd., of Halifax, N.S.

*Date of Contract.*—April 25, 1917.

*Duration of Contract.*—From the opening to the close of navigation in 1917.

*Service and Ports of Call.*—One round trip every 14 days from Halifax to Sydney through the Bras d'Or Lakes, calling at St. Peter's, Grand Narrows, Iona and Baddeck; returning from Sydney to Halifax calling each trip at North Sydney, Glace Bay, Port Morien, Mainadieu, Louisburg and Gabarous.

The last two trips of the season are to be made from Halifax to Gabarous, Louisburg, Mainadieu, Port Morien, Glace Bay, North Sydney, Sydney, Baddeck, Grand Narrows, Iona and St. Peter's.

Three trips are to be made during the season to East Bay, calling each way at Johnston's Harbour, Irish Cove, Big Pond and Castle Bay.

The calls at Mainadieu are to be conditional upon the weather permitting.

*Government Wharves.*—Steamer must call whenever possible.

*Subsidy.*—\$6,000 per annum, payable in July, September, November and at the close of navigation.

*Mails.*—To be carried free.

## SESSIONAL PAPER No. 10e

## DISTANCES.

	Miles.
Halifax to St. Peter's.. . . . .	145
St. Peter's to Grand Narrows.. . . . .	20
Grand Narrows to Iona.. . . . .	1
Iona to Baddeck.. . . . .	10
Baddeck to Pt. Bevis.. . . . .	9
Pt. Bevis to Boularderie.. . . . .	3
Boularderie to Boularderie Centre.. . . . .	5
Boularderie Centre to Big Bras d'Or.. . . . .	6
Big Bras d'Or to New Campbellton .. . . . .	1
New Campbellton to North Sydney.. . . . .	15
North Sydney to Sydney.. . . . .	5
Sydney to Glace Bay.. . . . .	21
Glace Bay to Port Morlen.. . . . .	15
Port Morlen to Mainadieu .. . . . .	14
Mainadieu to Louisburg .. . . . .	16
Louisburg to Gabarus.. . . . .	14
<b>Total.. . . . .</b>	<b>300</b>

## DESCRIPTION OF VESSEL EMPLOYED.

Name.	DIMENSIONS.			TONNAGE.			PASSENGER ACCOMMO- DATION.		N.H. P.	Speed	BUILT.		
	Length.	Breadth.	Depth.	Net.	Gross.	Capacity.	1st class.	2nd class.			At	In	Of
	Ft.	Ft.	Ft.										
Scotsburn.....	135	23	8.5	92	187	225	40	10	30	10 Knots	Mahone...	1910	Wood

## TRAFFIC RETURNS.

Calendar Year.	No. of Round trips run.	Number of Passengers Carried.	Tons of Freight Carried.	Live Stock.	Bags Mail.	Subsidy paid.
						\$ cts.
1911.....	25	148	7,556	Nil.	Nil.	3,800 00
1912.....	21	21	4,985	Nil.	Nil.	3,200 00
1913.....	21	7	4,930	Nil.	Nil.	3,500 00
1914.....	19	6	4,603	Nil.	Nil.	3,333.33
1915.....	14	Nil.	4,290	Nil.	Nil.	2,666.66
1916.....	15	Nil.	3,770	Nil.	Nil.	5,625 00
1917.....	15	{ In.....25 Out.....32	{ 1,970 2,300	{ Nil. Nil.	{ Nil. Nil.	{ 5,625 00
		Total.. 57	4,270	Nil.	Nil.	

8 GEORGE V, A. 1918

## HALIFAX AND WEST COAST CAPE BRETON.

THE HALIFAX AND INVERNESS STEAMSHIP CO., LTD.

Contract No. 70.

T. &amp; C. File No. 17543.

*Vote 164.—Steam service between Halifax and West Coast of Cape Breton, calling at way ports—*

1917-18.. . . . .	\$4,000
1918-19 . . . . .	4,000

*Contractors.*—The Halifax and Inverness S.S. Co. Ltd., of Halifax, N.S.*Date of Contract.*—March 19, 1917.*Duration of Contract.*—From the opening to the close of navigation in 1917.*Service.*—Weekly.

*Ports of Call.*—Halifax, Port Mulgrave, Port Hastings, Port Hood, Mabou, Grand Etang, Cheticamp, and Eastern Harbour, calling once every two weeks at Havre au Bouche and Margaree, and calling at Inverness whenever there is a reasonable quantity of freight or number of passengers to be landed or embarked, weather permitting.

*Government Wharves.*—Steamer must call whenever possible.

*Subsidy.*—\$4,000 per annum, payable in instalments of \$2,000 on July 1 and on completion of the service.

*Mails.* To be carried free.

## DISTANCES.

	Miles.
Halifax to Mulgrave.. . . . .	150
Mulgrave to Hawkesbury.. . . . .	1
Hawkesbury to Hastings.. . . . .	3
Hastings to Havre au Bouche.. . . . .	7
Havre au Bouche to Port Hood.. . . . .	20
Port Hood to Mabou.. . . . .	10
Mabou to Margaree.. . . . .	31
Margaree to Grand Etang.. . . . .	8
Grand Etang to Eastern Harbour.. . . . .	9
Eastern Harbour to Pleasant Bay.. . . . .	15
Total.. . . . .	254

## DESCRIPTION OF VESSEL EMPLOYED.

Name.	DIMENSIONS.			TONNAGE.			Passenger Accommodation.	N. H. P.	Speed, Knots.	BUILT.		
	Length.	Breadth.	Depth.	Nct.	Gross.	Capacity.				At	In	Of
Strathlorne.....	116	20.2	9	81	135	180	40	24	9	Mahone...	1909	Wood

SESSIONAL PAPER No. 10e

## TRAFFIC RETURNS.

Calendar Year.	No. of Round trips run.	Number of Passengers Carried.	Tons of Freight Carried.	Live Stock.	Bags Mail.	Subsidy paid.
						\$ cts.
1911.....	30	35	7,864	Nil.	Nil.	1,714 29
1912.....	27	8	6,580	Nil.	Nil.	1,444 44
1913.....	27	Nil.	5,120	Nil.	Nil.	1,500 00
1914.....	27	Nil.	4,662	Nil.	Nil.	3,058 82
1915.....	27	3	3,782	Nil.	Nil.	3,000 00
1916.....	25	Nil.	6,079	Nil.	Nil.	2,941 18
1917.....	27	{ In..... 47 Out..... 61 Total .108	{ 2,700 4,450 7,150	Nil.	Nil.	4,000 00

## HALIFAX AND SHERBROOKE.

W. J. MURDOCH.

Contract No. 29.

T. &amp; C. File No. 17707.

*Vote 165.—Steam Service between Halifax and Sherbrooke—*

1917-18.. . . . .	\$2,000
1918-19 .. . . . .	2,000

*Contractor.*—W. J. Murdoch, of Sherbrooke, N.S.*Date of Contract.*—April 25, 1917.*Duration of Contract.*—April 1, 1917, to March 31, 1918.*Service.*—Weekly.

*Ports of Call.*—Halifax, Port Dufferin, Moser River, Ecum Secum, Marie Joseph, Liscomb, Sonora and Sherbrooke. Calls at any of these ports may be omitted when ice conditions prevent their being made.

*Government Wharves.*—Steamer must call whenever possible.

*Subsidy.*—\$2,000 per annum; \$1,000 being payable on October 1, and the remainder on the completion of the service.

*Mails.*—To be carried free.

## DISTANCES.

	Miles.
Halifax to Port Dufferin .. . . . .	63
" Moser River.. . . . .	74
" Ecum Secum.. . . . .	80
" Marie Joseph.. . . . .	85
" Liscomb.. . . . .	94
" Sonora.. . . . .	103
" Sherbrooke.. . . . .	110

8 GEORGE V, A. 1918

## DESCRIPTION OF VESSELS EMPLOYED.

Name.	DIMENSIONS.			TONNAGE.			PASSENGER ACCOMMODATION.		N.H.P.	Speed.	BUILT.		
	Length	Breadth.	Depth.	Net.	Gross.	Capacity.	1st Class.	2nd Class.			At	In	Of
	Ft.	Ft.	Ft.							Knots			
Dufferin.....	108	25	8.6	99	210	.....	35	15	42	9	Shelburne, N.S.	1905	Wood

## TRAFFIC RETURNS.

Calendar Year.	No. of Round Trips run.	Number of Passengers Carried.	Tons of Freight Carried.	Live Stock.	Bags Mail.	Subsidy paid.
						\$ cts.
1913.....	9	2,836	1,500	Nil.	Nil.	1,000 00
1914.....	45	2,899	3,005	Nil.	Nil.	2,000 00
1915.....	45	2,917	5,350	35	Nil.	2,000 00
1916.....	43	3,092	4,370	42	Nil.	2,000 00
1917.....	45	In	1,632	25	Nil.	2,000 00
		Out	1,245	10	Nil.	
Total .....		2,877	4,500	35	Nil.	

## KENORA AND FORT FRANCES.

Contract No. 48.

T. &amp; C. File No. 15502.

*Steam Service from the opening to the closing of navigation between Kenora and Fort Frances—*

1917-18..... \$8,000

1918-19..... No subsidy voted.

No service was performed in 1917.

## MAINLAND AND MAGDALEN ISLANDS.

MAGDALEN ISLANDS STEAMSHIP CO., LTD.

Contract No. 12.

T. &amp; C. File No. 19517.

*Vote 166.—Steam Service from the opening to the closing of navigation in 1918 between the mainland and the Magdalen Islands—*

1917-18..... \$18,000

1918-19..... 18,000

*Contractor.*—The Magdalen Islands Steamship Co., Ltd.*Date of Contract.*—March 31, 1916.

## SESSIONAL PAPER No. 10e

*Duration of Contract.*—From the opening of navigation in 1916 to the closing of navigation, 1917.

*Service.*—Semi-weekly until the closing of navigation at Pictou each year. From such closing of navigation the service shall be continued from some port in Cape Breton to such port or ports in the Magdalen Islands as the Minister may approve, until the closing of navigation at the Magdalen Islands. Calls at Grand Entry need not be made after the end of September in each year.

*Ports of Call.*—Pictou, Souris, Amherst Island, Point Basse and Grindstone Island, calling at Etang du Nord and Grand Entry once each week; such weekly calls to be made on alternate trips; calling once each month during June, July, August and September at Bryan Island. Whenever the weather will not permit of the landing of mails and cargo at Etang du Nord, the mails for House Harbour and Etang du Nord shall be landed at Grindstone Island, and the steamer shall remain there long enough to allow such mails to be carried to House Harbour and Etang du Nord and return; and in such cases the steamer shall call at Etang du Nord on the following trip. Calls shall also be made at such other ports or places en route as the Minister may from time to time direct.

*Government Wharves.*—Steamer must call whenever possible.

*Subsidy.*—\$18,000 per annum, payable in July and October, and on the close of navigation.

*Mails.*—To be carried free.

## DISTANCES.

	Miles.
Pictou to Souris.....	50
Souris to Etang du Nord.....	76
Etang du Nord to Amherst.....	33
Amherst to Grindstone.....	9
Grindstone to Pointe Basse.....	4
Pointe Basse to Grand Entry.....	15
	<hr/> 187
Etang du Nord to Bryan Island.....	50

## DESCRIPTION OF VESSEL EMPLOYED.

Name.	DIMENSIONS.			TONNAGE.			Passenger Accommodation.	N. H. P.	Speed.	BUILT.		
	Length.	Breadth.	Depth.	Net.	Gross.	Capacity.				At	In	Of
	Ft.	Ft.	Ft.						Knots			
Amelia.....	154	22.8	12.8	103	356	230	40	69	11	Ayr.....	1894	Steel.

8 GEORGE V, A. 1918

## TRAFFIC RETURNS.

Calendar Year	No. of Round Trips Run.	Number of Passengers Carried.	Tons of Freight Carried.	Live Stock.	MAILS.		Subsidy paid.
					Lock Bags.	Tied Sacks.	
1907.....	58	880	5,900	Not given.	Not given.		\$ cts. 15,000 00
1908.....	61	1,357	4,472	18	2,952	Nil.	15,000 00
1909.....	62	1,168	1,419	944	3,027	169	12,000 00
1910.....	70	1,394	6,048	1,109	2,932	340	15,000 00
1911.....	61	1,416	6,173	1,269	2,551	308	15,000 00
1912.....	64	1,109	7,433	508	2,875	880	14,807 70
1913.....	68	642	6,905	727	3,509	482	15,000 00
1914.....	61	1,380	4,802	811	2,788	921	18,000 00
1915.....	60	633	8,462	174	2,505	1,297	17,769 23
1916.....	52	1,714	6,591	26	2,267	1,239	14,000 00
	54	{ In 930 Out 983	{ 6,160 2,700	{ 46 23	{ 1,545 1,421	{ 494 11	{ 17,769 23
1917.....	Total.....	1,913	8,860	69	2,966	505	

From 1909 to 1915 inclusive the service was performed by William McLure, of Pictou, N.S.

## MULGRAVE AND CANSO.

HUGH CANN &amp; SON.

Contract No. 53.

T. &amp; C. File 17489.

*Vote 167.—Steam Service between Mulgrave and Canso—*

1917-18.. . . . .	\$6,500
1918-19 .. . . . .	6,500

*Contractors.*—Hugh Cann & Son, Ltd., of Yarmouth, N.S.*Date of Contract.*—March 12, 1917.*Duration of Contract.*—April 1, 1917, to March 31, 1918.*Service.*—Daily (Sundays excepted).

*Ports of Call.*—Port Mulgrave and Canso, N.S. At the port of Canso calls shall be made at both Whitman's and Matthews and Scott's wharves when a reasonable amount of freight offers.

*Withdrawal for Repairs.*—The steamer *R. G. Cann* may be withdrawn for repairs for one month in each year. During such withdrawal the service shall be performed by such steamer other than the *Malcolm Cann* as may be approved by the Minister.

*Wind and Ice.*—In the event of any trip or trips being missed on account of wind, fog, snow or ice upon satisfactory evidence being submitted to the Minister, he may direct that no deduction be made from the subsidy otherwise payable for the trip so missed.

*Government Wharves.*—Steamer must call whenever possible.

*Subsidy.*—\$6,500 per annum, payable in quarterly instalments in July, October, and January, and upon the completion of the service.

(a) One quarter of the subsidy otherwise payable shall be deducted when the contractors fail to make connections with the Intercolonial Railway at Mulgrave for both eastbound and westbound traffic in summer, and westbound traffic in winter, in

## SESSIONAL PAPER No. 10e

sufficient time to permit of the transfer of passengers, mails and express shipments; but such penalty shall not be inflicted when the contractors are able to satisfy the Minister that the connection has been missed owing to wind, fog, snow or ice.

(b) \$500 of the subsidy shall be deducted should the contractors not place on the said route a substitute steamer other than the *Malcolm Cann* when the *Robert G. Cann* is taken off the said route for repairs as hereinbefore stipulated.

*Mails.*—To be carried free.

*Distance.*—Canso to Mulgrave, 24 miles.

## DESCRIPTION OF VESSEL EMPLOYED.

Name.	DIMENSIONS.			TONNAGE.			Passenger Accommodation.	N. H. P.	Speed, knots.	BUILT.		
	Length.	Breadth.	Depth.	Net.	Gross.	Capacity.				At	In	Of
Robert G. Cann.....	Ft. 119	Ft. 24.6	Ft. 9.4	111	265	Not stated	100	42	11	Shelburne, N.S.	1911	Wood

## TRAFFIC RETURNS.

Calendar Year.	Number of Round Trips Run.	Number of Passengers Carried.	Tons of Freight Carried.	Number of Live Stock Carried.	Bags of Mail.	Subsidy paid.
1907.....	*280	2,535	2,665	Not stated.	Not stated.	\$ 2,000 00
1908.....	286	2,849	2,332	Nil.	777	4,000 00
1909.....	278	2,794	2,639	Nil.	1,905	4,000 00
1910.....	282	3,148	3,095	Nil.	2,128	4,000 00
1911.....	334	3,370	4,647	Nil.	1,839	4,256 41
1912.....	302½	3,529	3,281	Nil.	2,792	6,000 00
1913.....	302	3,577	4,009	Nil.	3,282	6,250 00
1914.....	296½	3,795	3,356	13	3,724	6,500 00
1915.....	307	5,303	3,963	12	4,036	6,500 00
1916.....	305	4,897	4,295	Nil.	2,852	6,500 00
	306	{ In.... 2,250 Out... 2,330	{ 1,967 4,906	{ Nil. 609	{ 2,407 Nil.	{ 6,500 00
1917.....	Total.....	4,580	6,873	609	2,407	

\* Estimated.

## MULGRAVE AND GUYSBOROUGH.

HUGH CANN & SON.

Contract No. 54.

T. & C. File No. 17544.

*Vote 168.—Steam Service between Mulgrave and Guysborough, calling at intermediate ports.—*

1917-18.. . . . .	\$5,500
1918-19 .. . . . .	5,500

8 GEORGE V, A. 1918

*Contractors.*—Hugh Cann & Son, of Yarmouth, N.S.

*Date of Contract.*—March 20, 1917

*Duration of Contract.*—April 1, 1917, to March 31, 1918.

*Service.*—Daily (except Sundays).

*Ports of Call.*—Port Mulgrave and Guysborough, calling at Queensport every trip from Guysborough to Mulgrave and three times each week on return trips to Guysborough on those days on which the steamer is not required to proceed to Boylston. Trips to Boylston shall be made three times each week, during the season of open navigation.

*Repairs.*—The steamer may be withdrawn one month during each year for repairs, etc. During such withdrawal the service shall be performed by such steamer as may be approved by the Minister.

*Wind, Fog, Snow or Ice.*—If any trip be missed on account of wind, fog, snow or ice, no deduction may be made from the subsidy otherwise payable for the trip so missed.

*Subsidy.*—\$5,500 per annum, payable quarterly, in July, October, January and April.

(a) One quarter of the subsidy otherwise payable shall be deducted when the contractors fail to make connections with the Intercolonial Railway at Mulgrave for both eastbound and westbound traffic in the summer season and westbound traffic in the winter season in sufficient time to permit of the transfer of passengers, mails and express shipments, unless the connection has been missed owing to wind, fog, snow or ice.

*Mails.*—To be carried free.

## DISTANCES.

	Miles.
Guysborough to Mulgrave (via Queensport) . . . . .	29½
Mulgrave to Guysborough (direct) . . . . .	25
Guysborough to Boylston . . . . .	5

## DESCRIPTION OF VESSEL EMPLOYED.

Name.	DIMENSIONS.			TONNAGE.			Passenger Accommodation.	N. H. P.	Speed, Knots.	BUILT.		
	Length.	Breadth.	Depth.	Net.	Gross.	Capacity.				At	In	Of
	Ft.	Ft.	Ft.									
Percy Cann . . . .	77	17.1	6.6	56	80	50	21	13.5	8	Meteghan	1892	Wood

SESSIONAL PAPER No. 10e

## TRAFFIC RETURNS.

Calendar Year.	No. of Round Trips Run.	Number of Passengers Carried.	Tons of Freight Carried.	Live Stock.	Mails.	Subsidy paid.
						\$ cts.
1907.....	*270	3,202	783	Not stated.	Not stated.	2,500 00
1908.....	265	3,099	1,576	32	581	5,000 00
1909.....	279	3,129	1,166	Nil.	980	4,000 00
1910.....	324	3,509	1,449	Nil.	981	5,000 00
1911.....	292	4,081	1,379	Nil.	1,145	5,403 84
1912.....	308 $\frac{1}{2}$	4,165	1,211	Nil.	1,425	6,000 00
1913.....	294 $\frac{1}{2}$	4,068	2,092	Nil.	2,215	5,110 53
1914.....	297 $\frac{1}{2}$	3,812	1,815	Nil.	3,052	5,500 00
1915.....	308	4,037	1,679	Nil.	3,440	5,500 00
1916.....	264	Total..3,670	1,600	Nil.	2,722	5,041 66
1917.....	294	{ In....1,794 Out....1,710 Total..3,504	{ 1,338 1,465 2,803	—	2,248	5,500 00

\* Estimated.

## NEWCASTLE, NEGUAC AND ESCUMINAC, MIRAMICHI RIVER AND MIRAMICHI BAY.

## MIRAMICHI STEAM NAVIGATION COMPANY, LTD.

Contract No. 49.

T. &amp; C. File 17584.

*Vote 169.—Steam Service between Newcastle, Neguac and Escuminac, calling at all intermediate points on the Miramichi River and Miramichi Bay—*

1917-18.....	\$2,500
1918-19.....	2,500

*Contractors.*—The Miramichi Steam Navigation Company, Ltd., of Chatham, N.B.

*Date of Contract.*—March 27, 1917.

*Duration of Contract.*—From the opening to the close of navigation in 1917.

*Service and Ports of Call.*—On Mondays, Wednesdays and Fridays: From Newcastle, to and calling both ways at Chatham, Lower Newcastle, Loggieville, Oak Point, Church Point, Escuminac, Neguac and Mills Point Wharf.

On Tuesdays, Thursdays and Saturdays: From Newcastle, to and calling both ways at Chatham, Lower Newcastle, Loggieville, Oak Point, Baie-du-Vin, Church Point and Neguac.

The calls at Lower Newcastle and Mills Point Wharf are conditional upon the completion of the wharves at the respective points.

*Government Wharves.*—Steamer must call whenever possible.

*Subsidy.*—\$2,500, payable in two equal instalments, on September 1 and on the completion of the contract.

*Mails.*—To be carried free.

8 GEORGE V, A. 1918

## DISTANCES.

	Miles.
Newcastle to Chatham.. . . . .	5
Chatham to Loggieville.. . . . .	5
Loggieville to Oak Point.. . . . .	7
Oak Point to Burnt Church.. . . . .	9
Burnt Church to Bay du Vin.. . . . .	10
Bay du Vin to Escuminac.. . . . .	13
Escuminac to Neguac.. . . . .	17
<b>Total.. . . . .</b>	<b>66</b>

## DESCRIPTION OF VESSEL EMPLOYED.

NAME.	DIMENSIONS.			TONNAGE.			Passenger Accommodation.	N. H. P.	Speed.	BUILT.		
	Length.	Breadth.	Depth.	Net.	Gross.	Capacity.				At	In.	Of
	Ft.	Ft.	Ft.						Knots			
Alexandra.....	97	24.5	9	136	200	50	400	38	10	Chatham.	1902	Wood.

## TRAFFIC RETURNS.

Calendar Year.	No. of round trips run.	Number of passengers Carried.	Tons of Freight Carried.	Live Stock.	Sacks of Mail.	Subsidy Paid.
						\$ cts.
1907.....	170	2,000	1,500	Not given.	Not given.	1,500 90
1908.....	170	7,500	1,300	14	625	1,500 00
1909.....	162	7,050	1,475	34	702	2,000 00
1910.....	174	8,396	1,510	29	574	2,000 00
1911.....	166	7,004	1,445	45	493	2,500 00
1912.....	175	7,314	1,764	23	552	2,500 00
1913.....	189	8,228	1,960	56	557	2,500 00
1914.....	160	7,756	1,921	32	510	2,262 00
1915.....	186	7,762	2,404	37	594	2,500 00
1916.....	180	8,478	2,414	44	560	2,500 00
1917.....	172	In. 3,924 Out. 3,924	455 1,820	24 12	315 229	} 2,500 00
	Total ....	7,848	2,275	36	544	

## PELEE ISLAND AND THE MAINLAND.

THE WINDSOR AND PELEE ISLAND STEAMSHIP CO., LTD.

Contract No. 52.

T. &amp; C. File 17585.

Vote 170.—*Steam Service between Pelee Island and the Mainland—*

1917-18 .. . . . .	\$8,000
1918-19 .. . . . .	8,000

*Contractors.*—The Windsor and Pelee Island Steamship Co., Ltd., Soudder P.O.,  
Pelee Island, Ont.

SESSIONAL PAPER No. 10e

*Date of Contract.*—April 21, 1917.*Duration of Contract.*—From the opening of navigation in 1917 to March 31, 1918.*Service and Ports of Call.*—Six round trips each week, weather permitting, between Pelee Island and the mainland, calling five times each week at Kingsville and Leamington, Ont., and once each week at Windsor and Amherstburg, Ont. until October 1; and thereafter five round trips each week until close of navigation.*Tariff Rates.*—Passenger rate for the return trip between Pelee Island and Kingsville or Leamington or vice versa, \$1; and for the return trip between Pelee Island and Windsor or vice versa, \$1.50.

Freight rates are to be the same as those contained in a schedule attached to the contract.

*Government Wharves.*—Steamer must call whenever possible.*Subsidy.*—\$8,000, payable in equal instalments on the last days of June, September, December and March.*Mails.*—Are to be carried during open navigation between the post offices of Pelee Island, Pelee Island South and Seudder, and such post offices on the mainland as may be designated by the Postmaster General.

## DISTANCES.

	Miles
Kingsville to Leamington.....	8
Leamington to Pelee Island.....	16
Pelee Island to Windsor.....	53
<b>Total.....</b>	<b>77</b>

## DESCRIPTION OF VESSEL EMPLOYED.

NAME.	DIMENSIONS.			TONNAGE.			Passenger Accommodation.	N. H. P.	Speed.	BUILT.		
	Length.	Breadth.	Depth.	Net.	Gross.	Capacity.				At	In	Of
	Ft.	Ft.	Ft.						Knots			
Pelee.....	145	24	13	242	537	.....	389	58	13	Colling- wood...	1914	Steel.

8 GEORGE V, A. 1918

## TRAFFIC RETURNS.

Calendar Year.	No. of Round Trips Run.	Passengers. — Number.	Freight. — Tons.	Lumber. — Feet.	Live Stock.	MAILS.		Subsidy Paid.
						Bags.	Sacks.	
1907*.....		2,671	2,730	Nil.	Nil.	Not stated.	Not stated.	\$ 1,500
1908*, Jan. 1 to June 30.....		624	5,540	Nil.	150	150	117	375
1909.....		2,015	358	Nil.	555	348	24	4,000
1910.....	180	5,602	2,718	†222,000	1,231	1,016	215	4,000
1911.....	211	4,360	1,244	279,000	732	1,220	383	5,000
1912.....	184	5,300	3,667	Nil.	447	977	392	5,000
1913.....	185	6,167	4,007	147,000	660	1,431	708	5,000
1914.....	187	3,672	3,469	169,000	571	562	455	7,000
1915.....	241	2,825	3,580	174,000	1,010	765	726	8,000
1916.....	236	3,987	2,700	98,000	1,065	732	644	8,000
1917.....	231	{ In 1,881 Out 1,880	{ 900 1,796	{ 89,000 Nil.	{ 55 1,046	{ 436 436	{ 583 Nil.	{ 8,000
Total ..		3,761	2,696	89,000	1,101	872	583	

† and 154,000 shingles.

\*Service performed by T.J. Stockwell, Leamington, Ont. During the latter part of 1908 the Chatham Navigation Co. performed this service.

## SCHEDULE OF FREIGHT RATES.

	Kingsville and Leamington.	Windsor.
	\$ cts.	\$ cts.
Grain and potatoes, per cwt., car lots.....	0 06	0 08
Single bags up to fifty, per cwt.....	0 07	0 09
Fruit in baskets, per cwt.....	0 20	0 20
Wine, per bbl.....	0 50	0 50
Oil, per bbl.....	0 50	0 50
Salt and flour, per bbl.....	0 25	0 25
Minimum charge on one parcel.....	0 15	0 15
Any one animal, horse or cattle.....	1 50	1 50
Any two animals, horses or cattle.....	3 00	3 00
Any three animals, horses or cattle.....	4 50	4 50
Any additional animal over three.....	1 25	1 25
Hogs and sheep up to ten, each.....	0 40	0 40
Hogs and sheep over ten, each.....	0 35	0 35
Groceries and hardware, per cwt.....	0 15	0 15
Lumber, per M ft. up to 5 M ft.....	2 00	2 00
After 5 M ft.....	1 50	1 50
Shingles per M.....	0 25	0 25
Laths, per M.....	0 35	0 35
Gristing, per bag, return.....	0 10	0 10
Tobacco, per cwt.....	0 20	0 20
Buggies, set up, each.....	1 00	1 00
Buggies, crated, each.....	1 50	1 50
Coal, per ton.....	1 00	1 00
Farm machinery, per cwt.....	0 25	—
Cauliflower, per cwt.....	0 07	0 08

SESSIONAL PAPER No. 10e

## PETIT DE GRAT AND INTERCOLONIAL RAILWAY TERMINUS AT MULGRAVE.

WILLIAM G. LESLIE.

Contract No. 20.

T. &amp; C. File No. 18050.

*Vote 171.—Steam Service between Petit de Grat and Intercolonial Railway Terminus at Mulgrave.*

1917-18. . . . .	\$7,000
1918-19 . . . . .	7,000

*Contractor.*—William G. Leslie, of Grindstone, Magdalen Islands, and Halifax, N.S.*Date of Contract.*—July 4, 1917.*Duration of Contract.*—April 1, 1917, to March 31, 1918.*Service and Ports of Call.*—One full trip each way daily (Sundays excepted) between Petit de Grat and Mulgrave, calling on all trips both going and coming at Arichat and West Arichat, and once each week at Correto's Factory, Cape Auger, on trips from Arichat to Mulgrave.*Wind and ice.*—In the event of any trip or trips being missed on account of wind or drifting ice, no deduction may be made from the subsidy otherwise payable for the trips so missed.*Government Wharves.*—Steamer must call whenever possible.*Subsidy.*—\$7,000, payable quarterly in July, October, January and April.*Repairs.*—The steamer may be laid off during the month of February, 1918, at the contractor's option, and at the Minister's option the steamer may be laid off for an additional month during the winter season.*Mails.*—To be carried free.

## DISTANCES.

	Miles.
Petit de Grat to Arichat. . . . .	8
Arichat to West Arichat. . . . .	7
West Arichat to Mulgrave. . . . .	18
Total. . . . .	33

## DESCRIPTION OF VESSEL EMPLOYED.

NAME.	DIMENSIONS.			TONNAGE.			Passenger Accommodation.	N.H.P.	Speed Knots.	BUILT.		
	Length.	Breadth.	Depth.	Net.	Gross.	Capacity.				At	In	Of
Magdalen. . . . .	Ft. 98.6	Ft. 21.6	Ft. 8.8	91	134	150	18	28	10	Shelburne, N.S.	1906	Wood
Arcadia. . . . .	68	16.7	6.4	42	62	30	39	30	9	Yarmouth, N.S.	1884 Rebuilt 1907	Wood

TRAFFIC RETURNS.

Calendar Year.	No. of Round Trips Run.	Number of Passengers Carried.	Tons of Freight Carried.	Live Stock.	Mails, Sacks.	Subsidy Paid.
1907.....	283	1,972	852	Not stated.	Not stated.	\$ cts 3,000 00
1908.....	275	1,950	800	Nil.	Nil.	3,000 00
1909.....	253	1,989	874	5	570	3,000 00
1910.....	305	1,978	726	Nil.	1,698	3,000 00
1911.....	264	2,167	952	Nil.	1,533	3,257 71
*Jan. 1 to May 4, 1912....	96½	747	285	121	236	472 22
May 13 to Dec. 31, 1912..	190½	2,361	673	Nil.	1,401	3,149 04
1913.....	281½	3,160	1,070	2	2,672	5,588 60
1914.....	276½	2,569	835	Nil.	3,354	6,750 00
1915.....	275½	2,140	832	Nil.	2,944	7,000 00
1916.....	241	2,392	1,009¾	Nil.	2,485	6,125 00
1917.....	217½	In 771	535	Nil.	872	5,512 43
		Out 764	571	Nil.	1,363	
	Total.....	1,535	1,106	Nil.	2,235	

\*From 1907 to May 4, 1912, the service was performed by Messrs, Hugh Cann & Son, of Yarmouth, N.S.

PETITCODIAC RIVER, MONCTON, WAY PORTS, AND A PORT OR PORTS IN THE COUNTY OF CUMBERLAND, N.S.

SHEPODY NAVIGATION Co., LTD.

Contract No. 47.  
T. & C. File No. 16136.

*Vote 172.—Steam Service on the Petitcodiac River between Moncton and way ports and a port or ports on the west coast of Cumberland county—*

1917-18..... \$2,500  
1918-19..... 2,500

No services was performed during 1917.

*Contractors.*—The Shepody Navigation Company, Ltd., of Moncton, N.B.

*Date of Contract.*—March 31, 1916.

*Duration of Contract.*—From the opening to the close of navigation, 1916. (This contract has not been renewed).

*Service and Ports of Call.*—Tri-weekly trips between Moncton and Hillsborough, Edgett's Landing and Hopewell Cape; and weekly trips between Moncton and Hopewell Hill, Riverside and Harvey, N.B., such weekly trips to extend every second week to Joggins and Shulee, N.S.

*Government Wharves.*—Steamer must call whenever possible.

*Subsidy.*—\$2,500, one-half payable on July 1 and the remainder on the close of navigation.

*Mails.*—To be carried free.

DISTANCES.

	Miles.
Moncton to Hillsborough.....	15
" Edgett's.....	18
" Hopewell Cape.....	22
" Hopewell Hill.....	31
" Harvey.....	32
" Riverside.....	34
" Shulee.....	37
" Joggins.....	39
" R. Hebert.....	51

SESSIONAL PAPER No. 10e

## DESCRIPTION OF VESSEL EMPLOYED.

Name.	DIMENSIONS.			TONNAGE.			Passenger Accommodation.	N. H. P.	Speed.	BUILT.		
	Length.	Breadth.	Depth.	Net.	Gross.	Capacity				At	In	Of
Wilfrid C.....	Ft. 80	Ft. 18	Ft. 8	48	99	680 brls.	125	16	12	Yarmouth, N.S.	1897	Wood

## TRAFFIC RETURNS.

Calendar Year.	No. of Round Trips Run.	Number of Passengers Carried.	Tons of freight Carried.	Live Stock.	Mails.	Subsidy Paid.
1907.....	98†	1,445	2,786	Not stated.	Not stated.	\$ 2,500
1908.....	98†	1,060	2,415	2	Nil.	2,000
1909.....	99	872	1,880	Nil.	Nil.	2,000
1910.....	98	1,705	1,905	Nil.	Nil.	2,000
1911.....	99	1,004	826	Nil.	Nil.	2,000
1912.....	98	711	1,486	Nil.	Nil.	2,000
1913.....	97	784	1,474	Nil.	Nil.	2,000
1914.....	97	1,016	1,612	Nil.	Nil.	2,500
1915.....	105	846	1,435	Nil.	Nil.	2,500
1916.....	91	{ In 330 Out 282	{ 375 1,132	{ Nil.	{ Nil.	{ 2,500
Total.....		612	1,507			

\*Including part of subsidy for previous year.

†Estimated.

## PICTOU AND MONTAGUE.

## THREE RIVERS STEAMSHIP COMPANY.

Contract No. 19.

T. &amp; C. File No. 17706.

*Steam Service between Pictou and Montague, calling at Murray Harbour and Georgetown—*

1917-18..... \$6,000

1918-19..... No subsidy voted.

*Contractors.*—The Three Rivers Steamship Company, of Charlottetown, P.E.I.

*Date of Contract.*—April 25, 1917.

*Duration of Contract.*—From the opening to the close of navigation in 1917.

8 GEORGE V, A. 1918

*Service and Ports of Call.*—Three round trips each week, sailing from Montague, calling at Georgetown and Murray Harbour, P.E.I., and Pictou, N.S., returning to Murray Harbour, Georgetown and Montague, and making one call each week at Cardigan.

*Subsidy.*—\$6,000 per annum, payable in three equal instalments in July, September and at the close of navigation.

*Mails.*—To be carried free.

*Government Wharves.*—Steamer must call whenever possible.

## DISTANCES.

	Miles.
Montague to Georgetown . . . . .	6
Georgetown to Murray Harbour . . . . .	30
Murray Harbour to Pictou . . . . .	35
<b>Total . . . . .</b>	<b>71</b>

## DESCRIPTION OF VESSEL EMPLOYED.

Name.	DIMENSIONS.			TONNAGE.			Passenger Accommodation.	N.H.P.	BUILT.		
	Length.	Breadth.	Depth.	Net.	Gross.	Capacity.			At	In	Of
	Ft.	Ft.	Ft.	.							
Enterprise . . . . .	120	25	8.5	98	210	100	100	42	Shelburne, N.S.	1907	Wood

Speed, 11 knots.

## TRAFFIC RETURNS.

Calendar Year.	Number of Round Trips Run.	Number of Passengers Carried.	Tons of Freight Carried.	Number of Live Stock Carried.	Bags of Mail.	Subsidy Paid.
1907 . . . . .	76	1,320	2,464	Not stated.	Not stated.	\$2,400 00
1908 . . . . .	98	1,366	3,376	137	313	6,000 00
1909 . . . . .	101	1,533	3,410	826	290	6,000 00
1910 . . . . .	106	1,525	3,416	634	817	6,000 00
1911 . . . . .	96	1,709	3,755	362	263	6,000 00
1912 . . . . .	98	1,739	5,634	409	303	6,000 00
1913 . . . . .	111	2,132	4,785	242	457	6,000 00
1914 . . . . .	97	1,885	5,126	423	417	6,000 00
1915 . . . . .	96	1,926	4,892	230	393	6,000 00
1916 . . . . .	85	1,455	5,468	88	124	5,684 21
1917 . . . . .	84	In 781 Out 781	2,893 3,058	2 70	6 9	6,000 00
Total . . . . .		1,562	5,956	72	15	

SESSIONAL PAPER No. 10e

## PICTOU, NEW GLASGOW AND MULGRAVE.

A. J. McDONALD.

Contract No. 75.

T. &amp; C. File No. 17568.

*Schooner Service between Pictou and New Glasgow, Antigonish County Ports and Mulgrave—*

1917-18 . . . . . \$1,000

1918-19 . . . . . No subsidy voted.

*Contractor.*—Alexander John McDonald, of Arisaig, N.S.*Date of Contract.*—March 26, 1917.*Duration of Contract.*—From the opening to the close of navigation (November 1) 1917.*Service and Ports of Call.*—One round trip each week from Pictou, calling at New Glasgow, Lismore, McAra's Brook, Arisaig, Malignant Cove, Georgeville, Livingstone Cove, Ballantyne Cove, Morristown Wharf, Bayfield, Tracadie and Havre au Boucher. The call at Tracadie is contingent upon there being sufficient depth of water at the wharf there.*Government Wharves.*—Vessel must call whenever possible.*Subsidy.*—\$1,000, of which \$500 are payable on August 1, and the balance upon the completion of the service.*Mails.*—To be carried free.

## DISTANCES.

	Miles.
New Glasgow to Pictou . . . . .	9
Pictou to Lismore . . . . .	17
Lismore to McAra's Brook . . . . .	3
McAra's Brook to Arisaig . . . . .	3
Arisaig to Malignant Cove . . . . .	4
Malignant Cove to Georgeville . . . . .	4
Georgeville to Livingstone Cove . . . . .	4
Livingstone Cove to Ballantyne Cove . . . . .	6
Ballantyne Cove to Morristown . . . . .	7
Total . . . . .	57

## DESCRIPTION OF VESSEL EMPLOYED.

Name.	DIMENSIONS.			TONNAGE.			Passenger Accommodation.	N.H.P.	Speed, Knots.	BUILT.		
	Length.	Breadth.	Depth.	Net.	Gross.	Capacity.				At	In	Of
Alvin S. . . . .	Feet. 53.2	Feet. 14.6	Feet. 7.6	27	29		1	7		Tancook, N.S.	1912	Wood

This vessel is a schooner, fitted with an auxiliary gasoline engine.

8 GEORGE V, A. 1918

## TRAFFIC RETURNS.

Calendar Year.	No. of Round Trips Run.	No. of Passengers Carried.	Tons of Freight Carried.	Live Stock.	Mails.	Subsidy Paid.
1913.....	42	23	472	Nil.	Nil.	\$ 500
1914.....	24	Nil.	540	Nil.	Nil.	1,000
1915.....	26	Nil.	660	Nil.	Nil.	1,000
1916.....	26	Nil.	253	Nil.	Nil.	1,000
1917.....	26	Nil.	In 290	Nil.	Nil.	1,000
			Out 275			
			565			

## PICTOU, MULGRAVE AND CHETICAMP.

RODERICK McDougall.

Contract No. 16.

T. &amp; C, File No. 17693.

*Vote 173.—Steam Service from the opening to the closing of navigation in 1918, between Pictou, Mulgrave and Cheticamp.*

1917-18.....	\$7,500
1918-19.....	7,500

*Contractor.*—Roderick McDougall, of Port Hood, N.S.

*Date of Contract.*—April 21, 1917.

*Duration of Contract.*—From the opening to the close of navigation, 1917.

*Service and Ports of Call.*—(a) One round trip every fortnight between Pictou and Mulgrave, calling both ways at Arisaig, Georgeville, Cape George, Morristown, Malignant Cove, Livingstone Cove, Ballantyne Cove and Cribbin's Point, making 12 round trips during the season; and

(b) Two round trips each week between Mulgrave and Cheticamp, calling both ways at Port Hastings, Port Hawkesbury, Port Hood, Port Hood Island, Margaree Harbour, Grand Etang, and Eastern Harbour, making 55 round trips during the season; and calling once each week at Pleasant Bay, and whenever passengers or freight are offered and whenever required by the Minister at Henry Island, Mabou Mouth, Inverness, Red Cape and Port Bain, as well as at such other port or ports, place or places *en route* as the Minister may direct.

Regular semi-weekly connections are to be maintained with the Intercolonial Railway at Mulgrave, and the Plant Line steamers at Hawkesbury.

*Subsidy.*—\$7,500 payable in equal instalments on the first days of July and October and on the completion of the service.

*Mails.*—To be carried free.

*Government Wharves.*—Steamer must call whenever possible.

## SESSIONAL PAPER No. 10e

## DISTANCES.

	Miles.
Pictou to Arisaig.. . . . .	24
Arisaig to Malignant Cove.. . . . .	5
Malignant Cove to Georgeville.. . . . .	5
Georgeville to Livingstone.. . . . .	4
Livingstone to Ballantyne.. . . . .	16
Ballantyne to Morristown.. . . . .	10
Morristown to Mulgrave.. . . . .	27
Mulgrave to Hawkesbury.. . . . .	2
Hawkesbury to Hastings.. . . . .	3
Hastings to Port Hood.. . . . .	27
Port Hood to Mabou Mouth.. . . . .	8
Mabou Mouth to Port Bain.. . . . .	15
Port Bain to Inverness.. . . . .	5
Inverness to Red Cape.. . . . .	5
Red Cape to Margaree.. . . . .	11
Margaree to Grand Etang.. . . . .	10
Grand Etang to Cheticamp.. . . . .	10
Cheticamp to Pleasant Bay.. . . . .	19
Total.. . . . .	206

## DESCRIPTION OF VESSEL EMPLOYED.

NAME.	DIMENSIONS.			TONNAGE.			Passenger Accommodation.	N.H.P.	Speed Knots.	BUILT.		
	Length.	Breadth.	Depth.	Net.	Gross.	Capacity.				At	In	Of
	Ft.	Ft.	Ft.									
Kinburn.....	114	23.5	10.5	79	168	.....	40	28	10	Mahone Bay, N.S.	1910	Wood

## TRAFFIC RETURNS.

Calendar Year.	No. of Round Trips Run.	Number of Passengers Carried.	TONS OF FREIGHT CARRIED.		Number of Live Stock.	Bags of Mail.	Subsidy Paid.
			Weight.	Measurement.			
1907.....	24	181	670	Nil.	Not given.	Not given.	\$ cts.
1908.....	31	282	1,857	776	243	Nil.	1,368 00
1909.....	32	198	1,289	Nil.	678	Nil.	2,000 00
1910.....	36	247	1,361	Nil.	927	Nil.	2,000 00
1911.....	26½	326	1,387	382	Nil.	Nil.	2,096 50
1912.....	86	715	3,609	Nil.	998	Nil.	6,718 75
1913.....	84	904	2,687	Nil.	257	Nil.	7,000 00
1914.....	64	550	535	Nil.	Nil.	Nil.	5,942 70
1915.....	67	315	1,145	Nil.	Nil.	Nil.	5,566 26
1916.....	66	633	1,311	Nil.	Nil.	Nil.	8,106 39
1917.....	66	In 160 Out 183 Total 343	434 488 922	265 280 545	Nil. Nil. Nil.	Nil. Nil. Nil.	7,500 00

Traffic returns shown above from 1907 to 1911 inclusive are for Pictou-Cheticamp service only (123 miles), from Pictou to Port Hood, Mabou, Port Bain, Inverness, Red Cape, Margaree, Big Pond and Cheticamp.

8 GEORGE V, A. 1918

## PORT MULGRAVE, ST. PETER'S, IRISH COVE AND MARBLE MOUNTAIN.

## RICHMOND STEAMSHIP COMPANY.

Contract No. 26.  
T. & C. File 17569.

*Vote 174.—Steam Service from the opening to the closing of navigation in 1918 between Port Mulgrave, St. Peter's, Irish Cove and Marble Mountain, and other ports on the Bras d'Or Lakes—*

1917-18. . . . .	\$6,500
1918-19 . . . . .	6,500

*Contractors.*—The Richmond Steamship Company, of Sydney, N.S.

*Date of Contract.*—March 24, 1917.

*Duration of Contract.*—From the opening to the close of navigation in 1917.

*Service and Ports of Call.*—Two full round trips each week between Port Mulgrave, Poulamond, Grandique, River Bourgeois, St. Peter's, Johnston's Harbour, Irish Cove and Grand Narrows, and four full round trips each week between Grand Narrows and Marble Mountain, two of which each week are to extend to West Bay.

*Government Wharves.*—Steamer must call whenever possible.

*Subsidy.*—\$6,500 per annum, payable in July, October, December and at the close of the service.

*Mails.*—To be carried free.

## DISTANCES.

	Miles.
Grand Narrows to Marble Mountain. . . . .	18
" West Bay. . . . .	31
" Irish Cove. . . . .	11
" Johnston's Harbour. . . . .	19
" St. Peter's. . . . .	31
" Grandique. . . . .	44
" Mulgrave. . . . .	65

## DESCRIPTION OF VESSEL EMPLOYED.

NAME.	DIMENSIONS.			TONNAGE.			No. of Passengers Carried.	N.H.P.	Speed.	BUILT.		
	Length.	Breadth.	Depth.	Net.	Gross.	Capacity.				At	In	Of
	Ft.	Ft.	Ft.						Knots			
Richmond. . . . .	112.5	18	8.25	105	162	75	100	21	9	Sydney..	1905	Wood

SESSIONAL PAPER No. 10e

## TRAFFIC RETURNS.

Calendar Year.	Number of Round trips Run.	Number of Passengers Carried.	Tons of Freight Carried.	Live Stock Carried.	Mails.	Subsidy Paid.
1907.....		1,320	650	Not stated.	Not stated.	\$6,000 00
1908.....	145	2,100	772	Nil.	Nil.	6,000 00
1909.....	153	2,290	554	Nil.	Nil.	6,000 00
1910.....	156	2,200	425	Nil.	Nil.	6,000 00
1911.....	204	1,970	515	6	Nil.	6,000 00
1912.....	214	2,274	735	28	Nil.	6,000 00
1913.....	224	2,180	674	35	Nil.	5,920 50
1914.....	197	1,250	475	10	Nil.	6,500 00
1915.....	208½	1,360	467	15	Nil.	6,500 00
1916.....	233	1,390	483	23	Nil.	6,500 00
1917.....	214 {	In 865 Out 815	335 250	13 5	Nil. Nil.	} 6,500 00
	Total.....	1,680	585	18	Nil.	

## PRINCE EDWARD ISLAND, CAPE BRETON AND NEWFOUNDLAND.

J. A. FARQUHAR AND COMPANY.

Contract No. 36.  
T. & C. File 17545.

*Steam Service between Prince Edward Island and Cape Breton and Newfoundland—*

1917-18..... 20,000

1918-19..... No subsidy voted.

*Contractors.*—J. A. Farquhar and Company, Halifax, N.S.

*Date of Contract.*—March 21, 1917.

*Duration of Contract.*—Opening of navigation to December 31, 1917.

*Service and Ports of Call.*—Regular sailings every fortnight between Summerside, P.E.I., and St. John's, Nfld., calling each way at Charlottetown, P.E.I., and Sydney, N.S., and if so required by the Minister calling on outward voyages only at Souris, P.E.I., and North Sydney, N.S., and at the option of the contractors at other south shore ports in Newfoundland providing a fourteen day schedule can be adhered to.

*Government Wharves.*—Steamers must call whenever possible.

*Subsidy.*—\$20,000 per annum payable as follows: \$6,500 payable on the first of July, and \$6,500 on the first of September, and \$7,000 on the completion of the service.

*Mails.*—To be carried free.

8 GEORGE V, A. 1918

## DISTANCES.

	Miles.
Summerside to Charlottetown.....	49
Charlottetown to Sydney.....	207
Sydney to St. John's, Nfld.....	396
Total.....	652

## DESCRIPTION OF VESSEL EMPLOYED.

Name.	DIMENSIONS.			TONNAGE.			N. H. P.	Speed, Knots.	PASSENGER ACCOMMODATION.		Refrigerator Space.	BUILT.		
	Length.	Breadth.	Depth.	Net.	Gross.	Capacity.			1st Class.	2nd Class.		At	In	Of
	Feet.	Feet.	Feet.								C.Ft.			
Sable I....	183.	28.6	13.3	341	734	550	85	10	30	10	Nil.	Paisley.....	1914	Steel.

## TRAFFIC RETURNS.

Calendar Year.	Number of Round Trips Run.	Number of Passengers Carried.	Tons of Freight Carried.	Number of Live Stock Carried.	Bags Mail.	Subsidy Paid
						\$ cts.
1907.....	10	830	7,745	Not stated.	Nil.	8,000 00
1908.....	9	482	6,864	1,219	Nil.	8,000 00
1909.....	12	535	11,321	1,415	Nil.	8,000 00
1910.....	12	417	10,251	2,052	Nil.	8,000 00
1911.....	32	2,157	37,283	2,814	Nil.	12,000 00
1912.....	27½	1,193	27,038	1,998	Nil.	12,000 00
1913.....	33	1,459	27,722	2,414	Nil.	16,500 00
1914.....	22½	633	23,017	1,983	Nil.	14,278 84
1915.....	11	59	2,312	904	449	10,416 67
1916.....	17	273	4,678	757	Nil.	20,000 00
1917 .....	16 {	In 69	150	Nil.	Nil.	
		Out 57	2,551	1,373	Nil.	20,000 00
Total .....		126	2,701	1,373	Nil.	

From 1907 to 1914 inclusive this service was performed by the Dominion Coal Co., Ltd., of Glace Bay, C.B.

SESSIONAL PAPER No. 10c

## ORIGIN, QUANTITY, AND VALUE OF CARGO EXPORTED.

Calendar Year.	From	CANADIAN ORIGIN.			UNITED STATES ORIGIN.			TOTAL.		
		Tons Weight.	Tons Meas't.	Value.	Tons Weight.	Tons Meas't.	Value.	Tons Weight.	Tons Meas't.	Value.
1912...	Sydney.....	252	4	\$ 10,970	Nil.	Nil.	Nil.	252	4	\$ 10,970
	Charlottetown	7,161	138 $\frac{3}{4}$	228,844	Nil.	Nil.	Nil.	7,161	138 $\frac{3}{4}$	228,844
	Summerside..	575	.....	26,555	Nil.	Nil.	Nil.	575	.....	26,555
	Montreal.....	16,459 $\frac{1}{2}$	40	1,034,416	1,192 $\frac{1}{4}$	6	191,025	17,651 $\frac{1}{2}$	46	1,225,441
	Total.....	24,447 $\frac{1}{2}$	182 $\frac{3}{4}$	1,300,785	1,192 $\frac{1}{4}$	6	191,025	25,639 $\frac{1}{2}$	188 $\frac{3}{4}$	1,491,810
1913...	Sydney.....	320	14	10,787	Nil.	Nil.	Nil.	320	14	10,787
	Charlottetown	5,224	84	212,262	Nil.	Nil.	Nil.	5,224	84	212,262
	Summerside..	783	Nil.	23,049	2	Nil.	328	785	.....	23,377
	Montreal.....	17,422	Nil.	1,143,369	1,375	2	289,904	18,797	2	1,433,273
	Total.....	23,749	98	1,389,467	1,377	2	290,232	25,126	100	1,679,699
1914...	Sydney.....	172	7	8,820	Nil.	Nil.	Nil.	172	7	8,820
	Charlottetown	4,333	57	196,369	Nil.	Nil.	Nil.	4,333	57	196,369
	Summerside..	1,289	Nil.	36,423	Nil.	Nil.	Nil.	1,289	Nil.	36,423
	Montreal.....	13,329	8	866,215	1,180	Nil.	248,158	14,509	8	1,114,373
	Total.....	19,123	72	1,107,827	1,180	Nil.	248,158	20,303	72	1,355,985

1915... This information was not supplied by the contractor in 1915.

1916	P.E.I. ports..	4,328	10	267,488	Nil.	Nil.	Nil.	4,328	10	267,488
1917...	P.E.I. ports..	2,065	908	290,278	Nil.	Nil.	Nil.	2,065	908	290,278

## PRINCIPAL ARTICLES EXPORTED.

*All Canadian Origin.*—Cattle, sheep, potatoes, hay, oats, straw, cheese, butter, and vegetables.

## QUEBEC AND HARRINGTON.

## GASPÉ AND BAIE DES CHALEURS S. S., LTD.

Contract No. 35.

T. &amp; C. File 17653.

*Vote 175.*—Steam Service during the year 1918, between Quebec and Harrington, calling at ports and places along the northern shore of the River St. Lawrence between such terminals—

1917-18.. . . . .	\$28,000
1918-19 .. . . . .	28,000

Contractors.—Gaspé and Baie des Chaleurs S. S. Co., Ltd.

Date of Contract.—April 12, 1917.

3 GEORGE V, A. 1918

*Duration of Contract.*—From the opening of navigation, 1917, to the close of navigation on the St. Lawrence in 1917.

*Service.*—Sailing every twelve days from Quebec to Natashquan at regular intervals, three trips in the season to be extended to Harrington Harbour, and one trip during the season to be extended to Blanc Sablon. Eighteen round trips constitute a full season's service.

*Ports of Call.*—Sailing from Quebec to Natashquan and return, calling both ways on all trips at Les Escoumains, Godbout, Point des Monts, Trinity Bay, Penticost River, Rivière aux Graines, Clarke City, Seven Islands, Moisie, Sheldrake, Thunder River, Magpie, River St. John, Long Point, Mingan, Esquimaux Point, Piastre Bay, Agnamus and Pigou.

*Cold Storage.*—During the fresh fish shipping season the steamships engaged in the service shall have such reasonable cold storage accommodation as may be required for the trade offering.

*Subsidy.*—\$28,000 per annum, payable monthly.

*Mails.*—To be carried free.

*Government Wharves.*—Steamers must call whenever possible.

## DISTANCES.

	Miles.
Quebec to Godbout.. . . .	224
Godbout to Pt. des Monts.. . . .	8½
Pt. des Monts to Trinity Bay.. . . .	6
Trinity Bay to Egg Island.. . . .	12½
Egg Island to Penticost.. . . .	12
Penticost to Seven Islands.. . . .	42
Seven Islands to Clark City.. . . .	8½
Clark City to Moisie.. . . .	18
Moisie to Rivière aux Graines.. . . .	35
Rivière aux Graines to Sheldrake.. . . .	12
Sheldrake to Thunder River.. . . .	5
Thunder River to Magpie.. . . .	18½
Magpie to St. John's River.. . . .	6
St. John's River to Long Point.. . . .	8½
Long Point to Mingan.. . . .	5
Mingan to Esquimaux Point.. . . .	17
Esquimaux Point to Natashquan.. . . .	77½
Natashquan to Harrington.. . . .	122½
Total.. . . .	628½

## DESCRIPTION OF VESSELS EMPLOYED.

Name.	DIMENSIONS.			TONNAGE.			Passenger Accommodation.	N.H.P.	Speed.	BUILT.		
	Length.	Breadth.	Depth.	Net.	Gross.	Capacity.				At	In	Of
Percesien.....	185.5	27.2	19.5	440	800	500	240	131	13	Kinghorn.	1892	Iron.
Gaspesien....	160.8	27	11	270	490	.....	.....	70	10½	Wall Send.	1874	Iron.
Savoy.....	129.9	25.2	14.5	184	348	325	64	53	8	Montrose.	1893	Steel.

The "Gaspesien" and "Percesien" were sold by the Company towards the end of October, 1917. An arrangement was therefore made with the Maritime and Commercial Company of Quebec to make two trips with the S.S. "Savoy" from Quebec to Natashquan—one trip to be extended to Harrington—before the close of Navigation for a subsidy of \$5,000.

This service was performed as under the contract with the Gaspé and Baie des Chaleurs S.S. Co.

SESSIONAL PAPER No. 10e

## TRAFFIC RETURNS.

Calendar Year.	No. of Round Trips Run.	No. of Passengers Carried.	Tons of Freight Carried.	Live Stock.	Mails.		Subsidy paid.
					Not stated.		\$ cts
1907.....	32	2,508	24,000	Not stated.			20,000 00
					Lock Bags.	Tied Sacks.	
1908.....	35	2,695	10,180	22	1,692	1,448	20,000 00
1909.....	35	2,359	4,970	110	1,589	913	20,000 00
1910.....	30	2,996	8,600	179	1,389	1,138	20,000 00
1911.....	19	1,803	3,660	98	670	856	13,666 65
1912.....	23	2,330	6,312	130	1,104	1,144	12,214 28
1913.....	13	2,033	4,159	172	612	468	13,812 50
1914.....	†28½	2,285	9,339	Nil.	1,946	Nil.	25,983 35
1915.....	32	3,081	4,669	Nil.	2,737	Nil.	28,000 00
1916.....	32	4,013	3,333	Nil.	2,247	Nil.	28,000 00
1917.....	14 {	In 553	243	Nil.	379	Nil.	23,666 60
		Out 561	1,468	Nil.	1,767	Nil.	
	Total...	1,114	1,711	Nil.	2,146	Nil.	

Service performed by Holliday Bros., of Quebec, from 1908 to 1913 inclusive and from 1914 to 1916 inclusive by the Canada Steamship Lines Ltd.

†And 2 trips to Clark City.

## QUEBEC AND GASPE BASIN.

THE GASPÉ AND BAIE DES CHALEURS S.S. CO., LTD.

Contract No. 21.

T. &amp; C. File 17656.

*Vote 176.—Steam Service between Quebec and Gaspé Basin, touching at intermediate ports—*

1917-18... \$8,500  
 1918-19... 8,500

*Contractors.*—The Gaspé and Baie des Chaleurs S.S. Co., Ltd., Quebec, Que.

*Date of Contract.*—April 12, 1917.

*Duration of Contract.*—From the opening to the close of navigation in 1917.

*Service and Ports of Call.*—A regular service every two weeks between Quebec and Gaspé Basin, during the season of navigation on the St. Lawrence, calling both ways, weather and water permitting, at Cape Chat, Ste. Anne de Monts, Mont Louis, Grande Vallée, Chlorydome, Fox River, Griffin Cove, L'Anse à Louise, Grande Grève, Douglstown, Gaspé Basin, and at the contractors option to extend the route as far as Paspébiac, calling both ways at Malbay, Percé, Cape Cove, Grand River, Newport and Port Daniel; and at the following places once each round trip, either on the up or down voyage, viz.: Mechins, Martin River, Claude River, St. Antoine, Magdalen, Petite Vallée, Pte. Frigate, Pte. Sèche, Grand Etang, Anse à Valeau, Pte. Jaune, Little Fox River, Cape Rosier, as well as such other ports or ports, place or places, *en route*, as the Minister may from time to time direct. Fifteen round trips during the season of navigation constitute a full season's service.

*Government Wharves.*—Steamer must call whenever possible.

*Subsidy.*—\$8,500 per annum, payable monthly.

*Mails.*—To be carried free.

8 GEORGE V, A. 1918

DISTANCES.	Miles.
Quebec to Matane...	199
Matane to Ste. Felicité...	9
Ste. Felicité to Mechins...	14
Mechins to Cap Chat...	13
Cap Chat to Ste. Anne...	9
Ste. Anne to Martin River...	15
Martin River to Claude River...	11
Claude River to Mount Louis...	6½
Mount Louis to St. Antoine...	7½
St. Antoine to Lit. Madeleine...	5
Lit. Madeleine to Cap Madeleine...	4
Cap Madeleine to Grand Valley...	6½
Grand Valley to Pte. Vallée...	3½
Pte. Vallée to Pte. Frigate...	4
Pte. Frigate to Chlorydomes...	5½
Chlorydomes to Pte. Seche...	2½
Pte. Sèche to Grand Etang...	3
Grand Etang to Anse à Valeau...	6½
Anse à Valeau to Pte. Jaune...	3
Pte. Jaune to Little Fox River...	3
Little Fox River to Fox River...	3
Fox River to Griffin Cove...	5½
Griffin Cove to L'Anse à Louise...	4
L'Anse à Louise to Cap Rosier...	2
Cap Rosier to Grande Grève...	11
Grande Grève to Douglastown...	5
Douglastown to Gaspé Basin...	8½
Gaspé Basin to Malbaie...	22
Malbaie to Percé...	5
Percé to Cape Cove...	9
Cape Cove to Grand River...	8
Grand River to Newport...	12
Newport to Port Daniel...	12½
Port Daniel to Paspebiac...	16
Total...	454

## DESCRIPTION OF VESSELS EMPLOYED.

Name.	Dimensions.			Tonnage.			Passenger Accommodation.	N. H. P.	Speed, Knots.	Built.		
	Length.	Breadth.	Depth.	Net.	Gross.	Capacity.				At.	In.	Of.
	Ft.	Ft.	Ft.									
Percesien...	185.5	27.2	19.5	440	800	500	240	131	13	Kinghorn, Fife..	1892	Iron.
Gaspesien ..	160.8	27	11	270	490			70	10½	Wallsend.. . . .	1874	Iron.

SESSIONAL PAPER No. 10e

## TRAFFIC RETURNS.

Calendar Year.	No. of Round Trips.	No. of Passengers Carried.	Tons of Freight Carried.	Live Stock.	Mail.	Subsidy Paid.
						\$ cts.
1907.....	15	2,275	2,200	Nil.	Nil.	8,500 00
1908.....	15	2,225	2,295	Nil.	Nil.	8,500 00
1909.....	15	1,806	2,359	Nil.	Nil.	8,500 00
1910.....	15	1,631	2,525	Nil.	Nil.	8,500 00
1911.....	15	1,801	2,070	Nil.	Nil.	8,500 00
1912.....	15	2,605	2,060	Nil.	Nil.	8,500 00
1913 (a) (Bouchard Bros. servi e)..	13	1,510	1,378	Nil.	Nil.	7,366 67
1913 (b) (These two trips were made by the "Gaspesien," of the Gaspé and Baie des Chaleurs Line).	2	228	2,975	Nil.	Nil.	1,133 33
1914.....	15	1,523	3,275	Nil.	Nil.	8,500 00
1915.....	15	1,233	3,562	Nil.	Nil.	8,500 00
1916.....	31	1,224	3,921	Nil.	Nil.	8,500 00
1917.....	9	In.... 185 Out.... 188 Total.. 373	99 542 641	Nil.	Nil.	5,100 00

From 1907 to 1913 the service was performed by Bouchard Bros., Quebec over part of the route covered by the present contract, between the ports of Quebec and Gaspé Basin.

The *Lady of Gaspé* was wrecked on October 13, 1915, after performing twelve trips. The remaining three trips were run by the *Percestien*, of the Gaspé and Baie des Chaleurs Steamship Company, who received \$1,700 for the service.

The steamers *Percestien* and *Gaspesien* were sold by the contractors towards the end of October, 1917.

## QUEBEC AND THE NORTH SHORE OF THE ISLAND OF ORLEANS.

## THE QUEBEC AND LEVIS FERRY CO., LTD.

Contract No. 69.

T. & C. File No. 17502.

*Steam Service between Quebec and ports on the north shore of the Isle of Orleans—*

1917-18. . . . . \$6,000

1918-19. . . . . No subsidy voted.

*Contractors.*—The Quebec and Levis Ferry Co., Ltd., of Quebec, Que.

*Date of Contract.*—March 14, 1917.

*Duration of Contract.*—From the opening to the close of navigation (November 15) in 1917.

*Service and Ports of Call.*—Two round trips each week between Quebec and St. Francois and Ste. Famille on the North shore of the Isle of Orleans; and a third round trip shall be made, if contractors find that traffic warrants it, in the months of September and October.

*Government Wharves.*—Steamer must call whenever possible.

*Subsidy.*—\$4,500 per annum, payable as follows: \$1,500 on August 1, \$1,500 on October 1, and \$1,500 on the completion of the service.

*Mails.*—To be carried free.

## DISTANCES.

	Miles.
Quebec to Ste. Famille. . . . .	18
Ste. Famille to St. François. . . . .	7
Total. . . . .	25

8 GEORGE V, A. 1918

## DESCRIPTION OF VESSEL EMPLOYED.

Name.	DIMENSIONS.			TONNAGE.			Passenger Accommodation.	N. H. P.	Speed.	BUILT.		
	Length.	Breadth.	Depth.	Net.	Gross.	Capacity.				At	In	Of
	Ft.	Ft.	Ft.						Knots		1886 Rebuilt 1902	
North.....	132.4	25.2	9.3	182	289	80	450	30	10	Levis.....		Wood.

## TRAFFIC RETURNS.

Calendar Year.	No. of Round Trips.	No. of Passengers Carried.	Tons of Freight Carried.	Live Stock.	Bags Mail.	Subsidy Paid.
1911.....	40	1,610	475	Nil.	Nil.	\$2,500
1912.....	43	1,661	349	Nil.	Nil.	2,500
1913.....	63	2,404	569	Nil.	Nil.	4,500
1914.....	64	3,224	938	Nil.	Nil.	4,500
1915.....	58	2,535	694	Nil.	Nil.	4,500
1916.....	59	2,736	696			4,500
	54	{ In.. 1,225 Out 1,234	{ 1,002 400	Nil.	Nil.	4,500
1917.....	Total ..	2,459	1,402			

## SUMMER SERVICE BETWEEN RIVIERE DU LOUP AND TADOUSSAC AND OTHER NORTH SHORE PORTS.

## THE QUEBEC AND LEVIS FERRY COMPANY, LTD.

Contract No. 62.

T. &amp; C File 15931.

Vote 177.—*Steam Service between Rivière du Loup, Tadoussac and other North Shore ports—*

1917-18..... \$6,000

1918-19..... 6,000

No service was performed during 1917.

*Contractors.*—The Quebec and Levis Ferry Co., Ltd., of Quebec.

*Date of Contract.*—December 20, 1915.

*Duration of Contract.*—May 1, 1916, to October 31, 1916. (This contract has not been renewed).

*Service and Ports of Call.*—Full round trips from Rivière du Loup on week days as follows:—

(a) In July and August: Twice a week, calling at St. Catherine's Bay, Tadoussac and Escoumains. Three times a week, calling at St. Catherine's Bay, Tadoussac and Grosse Roche in the Saguenay. Once a week, calling at St. Simeon, St. Catherine's Bay and Tadoussac.

(b) In June and September: Twice a week, calling at St. Catherine's Bay, Tadoussac and Escoumains. Twice a week, calling at St. Catherine's Bay, Tadoussac and Grosse Roche. Once a week, calling at St. Simeon, St. Catherine's Bay and Tadoussac

## SESSIONAL PAPER No. 10e

(c) In May and October: Twice a week, calling at St. Catherine's Bay, Tadoussac and Escoumains. Twice a week, calling at St. Catherine's Bay, Tadoussac and Grosse Roche. Once a week, calling at St. Simeon.

*Government Wharves.*—Steamer must call whenever possible.

*Subsidy.*—\$6,000 per annum, payable in three equal instalments on July 1, September 1 and November 1.

*Mails.*—To be carried free.

## DISTANCES.

	Miles
Rivière-du-Loup to St. Simeon.. . . .	35
St. Simeon to St. Catherine's Bay.. . . .	30
St. Catherine's Bay to Tadoussac.. . . .	5
Tadousac to Escoumains.. . . .	28
Total.. . . .	98
Rivière-du-Loup to Tadoussac.. . . .	24

## DESCRIPTION OF VESSEL EMPLOYED.

Name.	DIMENSIONS.			TONNAGE.		Passenger Accommodation.	N. H. P.	Speed.	BUILT.		
	Length.	Breadth.	Depth.	Net.	Gross.				At	In	Of
	Ft.	Ft.	Ft.					Knots			
Pilot.....	109	32.5	13.7	269	427	390	75	12	Levis.....	1884, Rebuilt 1904	Wood
Queen.....	117	31.6	14.8	249	367	.....	75	.....	Levis.....	1886	Wood

The *Pilot* was wrecked in January, 1916, and replaced by the *Queen*.

## TRAFFIC RETURNS.

Calendar Year.	No. of Round Trips Run.	Passengers.	FREIGHT.		Live Stock.	MAILS.		Subsidy Paid.
			Tons Weight.	Tons Measurement.		Lock Bags.	Tied. Sacks.	
1909.....	.....	1,352	936	Nil.	13	430	653	\$3,627 65
1910.....	115	2,026	309	Nil.	23	617	290	6,000 00
1911.....	142	2,793	353	9	18	1,231	300	6,000 00
				Feet Lumber.				
1912.....	141	2,508	341	53,705	26	1,137	248	6,000 00
1913.....	140	3,529	402	53,492	14	805	244	6,000 00
1914.....	141	1,783	234	12,536	8	789	439	6,000 00
1915.....	139	2,438	379	47,180	121	683	548	5,954 54
1916.....	85	In....478 Out....610	21 121	Nil. Nil.	11 23	179 258	68 287	3,642 45
	Total..	1,088	142	Nil.	34	437	355	

From 1909 to 1915, inclusive, the service was performed by La Cie Trans St. Laurent.

8 GEORGE V, A. 1918

# WINTER STEAM SERVICE BETWEEN RIVIERE DU LOUP, TADOUSSAC AND OTHER ST. LAWRENCE PORTS.

QUEBEC AND LEVIS FERRY CO.

Contract No. 62A.

T. &amp; C. File No. 15929.

*Winter steam service between Rivière du Loup, Tadoussac and other St. Lawrence Ports—*

1917-18. . . . . \$8,000  
1918-19 . . . . . No subsidy voted.

No service was performed in 1917.

## ST. CATHERINE'S BAY AND TADOUSSAC.

JOSEPH TREMBLAY, ALEXIS.

Contract No. 24.

T. &amp; C. File No. 19014.

*Winter steam service between St. Catherine's Bay and Tadoussac—*

1917-18. . . . . \$3,500  
1918-19 . . . . . No subsidy voted.

*Contractor.*—Jos. Tremblay, Alexis, Chicoutimi, Quebec.

*Date of Contract.*—October 29, 1917.

*Duration of Contract.*—November 15, 1917, to May 15, 1918.

*Service and Ports of Call.*—(a) Two round trips each day (Sunday excepted) between St. Catherine's Bay and Tadoussac; and one round trip on such Sundays as may be necessary to carry mails in case the said mails have been delayed and have not been transported on the regular trips as required under this contract on the previous day. (b) One round trip each month between Tadousac and Escoumains, and one round trip each month between Grosse Roche and Tadousac. (c) In addition to trips enumerated in (a) and (b), after the 15th of April one round trip per week from Tadousac to Rivière du Loup.

*Subsidy.*—\$3,500 per annum, payable in instalments on the last days of November, December, January, February, March, April and May.

*Mails.*—To be carried free.

*Distance.*—St. Catherine's Bay to Tadoussac, 3 miles.

## DESCRIPTION OF VESSEL EMPLOYED.

Name.	DIMENSIONS.			TONNAGE.			Passenger Accommodation.	Refrigerator Space.	N. H. P.	Speed.	BUILT.		
	Length.	Breadth.	Depth.	Net.	Gross.	Capacity.					At	In	Of
	Ft.	Ft.	Ft.					C. Ft.		Knots			
Ha Ha!.	51.2	15	6	22	38	—	—	Nil.	17	—	Quebec.	1913	Wood

SESSIONAL PAPER No. 10e

## TRAFFIC RETURNS.

Year.	No. of Round Trips Run.	Passengers No.	Freight Tons.	Live Stock No.	MAILS.		Subsidy Paid.  \$ cts.
					Bags.	Sacks.	
*Feb. 15 to May 15, 1909.....	150	359	6	9	260	Nil.	2,250 00
†1910.....	272	479	8	38	462	167	4,019 52
†1911.....	284	452	29	56	667	116	3,357 91
†1912.....	277	637	31	111	705	141	3,364 09
†1913.....	286	629	40	96	919	152	3,459 32
†1914.....	259	545	43	58	852	257	2,623 65
†1915.....	268	567	77	96	966	439	3,849 98
‡1916 (to April 30)...	124	In 114	18	16	291	189	1,458 33
		Out 138	24	18	124	35	
	Total....	252	42	34	415	224	
(a) 1917.....	354	In 195	15	18	1,519	648	3,982 82
		Out 179	6	11	807	388	
	Total....	374	21	29	2,326	1,036	

\*Service performed by Price Bros., Quebec.

†Service performed by La Cie Trans-St-Laurent.

‡Service performed by the Quebec and Lévis Ferry Co.

(a) Includes returns from November 17, 1916, at which date the service was taken over by Mr. Tremblay.

## ST. JOHN AND PORTS IN CUMBERLAND BASIN.

## HARBINGER STEAMSHIP COMPANY, LTD.

Contract No. 59.

T. &amp; C. File No. 17490.

Vote 178.—*Steam service between St. John and ports in Cumberland Basin—*

1917-18..... \$3,000

1918-19..... 3,000

*Contractors.*—The Harbinger S. S. Co., Ltd., of River Hebert, N.S.*Date of Contract.*—March 12, 1917.*Duration of Contract.*—From the opening to the close of navigation in 1917.*Service.*—Weekly.*Ports of Call.*—St. John, Albert, Riverside and Harvey, N.B., and Joggin's Mines. Minudie and River Hebert in Cumberland County, N.S. A call is required at Amherst Point Wharf, when there is freight to be taken on or put off there.*Government Wharves.*—Steamer must call whenever possible.*Subsidy.*—\$3,000, payable in equal instalments of \$1,000 on July 1, October 1. and on the completion of the service.*Mails.*—To be carried free.

8 GEORGE V, A. 1918

## DISTANCES.

	Miles.
St. John to Harvey.....	75
Harvey to Riverside.....	4
Riverside to Joggins.....	13
Joggins to Amherst Point.....	18
Amherst Point to Minudie.....	3
Minudie to River Hebert.....	8
<b>Total.....</b>	<b>121</b>

## DESCRIPTION OF VESSEL EMPLOYED.

Name.	DIMENSIONS.			TONNAGE.			Passenger Accommodation.	N. H. P.	Speed.	BUILT.		
	Length.	Breadth.	Depth.	Net.	Gross.	Capacity.				At	In	Of
	Ft.	Ft.	Ft.						Knots			
Harbinger.....	97	20	8.4	46	108	100	46	16	8	Shelburne, N.S.	1901	Wood

## TRAFFIC RETURNS.

Calendar Year.	No. of Round Trips Run.	Passengers.	Freight.	Live Stock.	Mails.	Subsidy Paid.
1909.....	39	Nil.	1,243	Nil.	Nil.	\$3,000 00
1910.....	38	40	3,055	Nil.	Nil.	3,000 00
1911.....	35	26	1,950	Nil.	Nil.	3,000 00
1912.....	35	24	2,175	Nil.	Nil.	2,837 84
1913.....	31	40	3,675	Nil.	Nil.	2,694 43
1914.....	37	35	3,037	Nil.	Nil.	3,000 00
1915.....	37	38	2,950	Nil.	Nil.	3,000 00
1916.....	32	25	2,444	Nil.	Nil.	2,750 00
1917 .....	34	{ In 3 Out 18	{ 400 2,350	Nil.	Nil.	3,000 00
		Total.. 21	2,750			

## ST. JOHN AND ST. ANDREWS, N.B.

## MARITIME STEAMSHIP COMPANY, LTD.

Contract No. 41.

T. &amp; C. File No. 19447.

Steam service between St. John, N.B., and St. Andrews, N.B., calling at intermediate points—

1917-18..... \$4,000

1918-19..... No subsidy voted.

## SESSIONAL PAPER No. 10e

*Contractors.*—The Maritime Steamship Company, Ltd., of Black's Harbour, N.B.

*Date of Contract.*—December 1, 1917.

*Duration of Contract.*—April 1, 1917, to March 31, 1918.

*Service and Ports of Call.*—A regular service between St. John and St. Andrews, calling at Dipper Harbour, Black's Harbour, Back Bay, Letete, Deer Island, and St. George.

One round trip per week is to be run throughout the year, as follows:—

(a) Leave St. John for St. Andrews on Saturday mornings, calling at Dipper Harbour, Beaver Harbour, Black's Harbour, Back Bay or Letete, Deer Island and Red Store or St. George.

(b) Returning leave St. Andrews for St. John on Tuesday mornings, calling at Letete or Back Bay, Black's Harbour, Beaver Harbour and Dipper Harbour.

*Government Wharves.*—Steamer must call whenever possible.

*Subsidy.*—\$4,000 per annum, payable as follows: On October 1, \$2,000 and on the completion of the service, \$2,000.

*Mails.*—To be carried free.

## DISTANCES.

	Miles.
St. John to Dipper Harbour.. . . . .	19
" Beaver Harbour.. . . . .	36
" Black's Harbour.. . . . .	42
" Lord's Cove.. . . . .	50
" Back Bay.. . . . .	55
" Letete.. . . . .	58
" St. George.. . . . .	68
" St. Andrew's.. . . . .	80

## DESCRIPTION OF VESSEL EMPLOYED.

Name.	DIMENSIONS.			TONNAGE.			Passenger Accommodation.	N. H. P.	Speed.	BUILT.		
	Length.	Breadth.	Depth.	Net.	Gross.	Capacity.				At	In	Of
Connors Bros.	Ft. 97	Ft. 21.6	Ft. 9	49	133	150	197	30	Knots 8	Shelburne, N.S.	1904	Wood.

## TRAFFIC RETURNS.

Calendar Year.	No. of Round trips Run.	Passengers Carried.	Tons of Freight Carried.	Live Stock.	MAILS.		Subsidy Paid. \$ cts.
					Lock Bags.	Tied Sacks.	
May 1 to Dec. 31, 1909...	26	873	2,762	Nil.	Nil.	Nil.	500 00
1910.....	48	1,040	4,733	Nil.	Nil.	Nil.	2,500 00
1911.....	49	1,058	5,005	Nil.	196	Nil.	3,384 62
1912.....	48	1,095	4,825	Nil.	192	Nil.	3,769 23
1913.....	47	1,091	4,656	Nil.	188	Nil.	4,000 00
1914.....	48	1,121	5,436	Nil.	200	Nil.	4,000 00
1915.....	50	1,276	5,884	Nil.	200	6	4,000 00
1916.....	52	1,275	6,846	Nil.	208	12	4,000 00
1917.....	52	In 628	2,561	Nil.	92	11	4,000 00
		Out 661	3,158	Nil.	92	11	
		Total 1,289	5,719	Nil.	184	22	

## ST. JOHN AND BRIDGETOWN.

## BRIDGETOWN STEAMSHIP COMPANY.

Contract No. 72.

T. &amp; C. File No. 17488.

*Vote 179.—Steam service between St. John and Bridgetown—*

1917-18 .....	\$2,500
1918-19.....	\$2,500

*Contractors.*—The Bridgetown Steamship Company, Ltd., of Bridgetown, N.S.*Date of Contract.*—March 12, 1917.*Duration of Contract.*—From the opening to the close of navigation in 1917.

*Service and Ports of Call.*—Weekly; making thirty-two round trips during the season of navigation between St. John and Bridgetown, calling each way at Ray's Creek, Tupperville and Round Hill; and calling fortnightly at Clementsport and Deep Brook.

*Government Wharves.*—Steamer must call whenever possible.

*Subsidy.*—\$78.12 for each round trip, not to exceed a total of \$2,500 for the season, payable on July 1, October 1, and at close of navigation.

*Mails*—To be carried free.

## DISTANCES.

	Miles.
Bridgetown to Upper Granville.....	5½
Granville to Tupperville.....	7½
Tupperville to Round Hill.....	7
Round Hill to St. John.....	57
Total.....	70

SESSIONAL PAPER No. 10e

## DESCRIPTION OF VESSEL EMPLOYED.

Name.	DIMENSIONS.			TONNAGE.			Passenger Accommodation.	N. H. P.	Speed, Knots.	BUILT.		
	Length.	Breadth.	Depth.	Net.	Gross.	Capacity.				At	In	O
Valinda.....	Ft. 95	Ft. 21.5	Ft. 9.3	56	117	60	25	19	9½	Liverpool, N.S.....	1911	Wood.

## TRAFFIC RETURNS.

Calendar Year.	Number of Round trips Run.	Number of Passengers Carried.	Tons of Freight Carried.	Live Stock.	Mails.	Subsidy Paid.
1912.....	56	7	5,148	Nil.	Nil.	\$ -2,000
1913.....	36	55	3,021	Nil.	Nil.	2,000
1914.....	35	30	3,845	Nil.	Nil.	2,500
1915.....	36	17	2,313	Nil.	Nil.	2,500
1916.....	35	29	2,554½	Nil.	Nil.	2,500
1917.....	36	In 14	1,275	Nil.	Nil.	2,500
		Out 14	1,218			
		Total 28	2,493			

## ST. JOHN AND DIGBY.

## DOMINION ATLANTIC RAILWAY COMPANY.

Contract No. 8.  
T. & C. File 17617.

Vote 180.—Steam service between St. John and Digby—

1917-18.. . . . .	\$20,000
1918-19 .. . . . .	\$20,000

Contractors.—The Dominion Atlantic Railway Company of Kentville, N.S.

\*On September 1, 1913, this line passed to the control and ownership of the Canadian Pacific Railway, Montreal, Que.

Date of Contract.—March 31, 1917.

Duration of Contract.—April 2, 1917, to April 1, 1918.

Service and Ports of Call.—Full round daily trips (Sundays excepted) from St. John to Digby and return to St. John.

8 GEORGE V, A. 1918

*Connection at St. John.*—On all trips from Digby to St. John the steamer shall arrive at St. John in ample time for passengers, mails and perishable express goods westward bound to be transferred to the C.P.R. afternoon train for Montreal.

In the event of any trip from St. John to Digby or the connection with the west-bound trains at St. John being missed owing to stress of weather, upon satisfactory evidence thereof being furnished the Minister, he may direct that no deduction be made from the subsidy.

*Government Wharves.*—Steamer must call whenever possible.

*Subsidy.*—\$20,000 payable quarterly, in July, October, January and April.

*Mails.*—To be carried free. If during the continuance of this contract other trips are made than as above stated, all mails tendered shall be carried without additional remuneration.

*Distance.*—St. John to Digby, 47 miles.

## DESCRIPTION OF VESSELS EMPLOYED.

Name.	DIMENSIONS.			TONNAGE.			PASSENGER ACCOMMODATION.			Refrigerator Space.	N. H. P.	Speed Knots.	BUILT.		
	Length.	Breadth.	Depth.	Net.	Gross.	Capacity.	1st Class.	2nd Class.	3rd Class.				At	In	Of
Empress.....	Ft. 235	Ft. 34	Ft. 28	612	1341	500	450	.....	.....	Nil.	365	16½	New castle-on-Tyne.	1906	Steel.

## TRAFFIC RETURNS.

Calendar Year.	No. of Round trips Run.	Number of Passengers Carried.	Tons of Freight Carried.	Live Stock.	Mails..	Subsidies Paid.
1907.....	263	27,068	21,285	Not stated.	Not stated.	\$ cts. 16,245 29
1908.....	314	28,782	21,161	349	{ 2,093 lock bags. 8,413 tied sacks. }	19,935 90
1909.....	313	29,889	22,061	471	Bags. 4,414 Sacks. 16,004	19,792 50
1910.....	313	32,328	23,163	499	4,782 17,511	19,872 20
1911.....	311	30,834	27,040	406	5,075 21,340	19,870 96
1912.....	312	31,152	26,520	580	6,434 18,238	19,936 71
1913.....	320	39,781	29,507	455	6,049 15,213	19,613 73
1914.....	377	30,957	23,810	1,155	3,443 25,427	19,805 19
1915.....	312	25,795	22,367	617	3,438 25,186	20,000 00
1916.....	315	31,109	32,893	569	3,421 26,213	20,000 00
1917.....	305	{ In ..14,058 Out ..13,474 Total 27,532 }	{ 8,130 26,642 34,772 }	{ 638 163 801 }	{ 2,873 471 3,344 }	{ 13,493 13,529 27,022 }
						19,423 08

SESSIONAL PAPER No. 10e

## ST. JOHN, DIGBY, ANNAPOLIS AND GRANVILLE.

VALLEY STEAMSHIP COMPANY, LTD.

Contract No. 37.

T. &amp; C. File 17664.

*Vote 181.—Steam service between St. John, Digby, Annapolis and Granville, viz.: along the west coast of the Annapolis Basin—*

1917-18.. . . . .	\$2,000
1918-19 .. . . . .	2,000

*Contractors.*—The Valley Steamship Co., Ltd., of Granville Ferry, N.S.

*Date of Contract.*—April 14, 1917.

*Duration of Contract.*—April 1, 1917, to March 31, 1918.

*Service and Ports of Call.*—A weekly service between St. John, N.B., Annapolis Royal and Granville Ferry, N.S., calling on all trips both ways at Victoria Beach and Littlewoods Wharf (opposite Goat Island), and when tide and weather will permit continuing such trips to Granville Centre, with the privilege on the part of the contractors of further extending the route to Bridgetown, N.S.

During the winter months, in case the ice will not permit the running of the vessel up the Annapolis basin and river, the trip from St. John shall be allowed to terminate at Digby.

*Repairs.*—The contractors have the right at any time to withdraw the steamer for a period of two weeks, and also in addition thereto for a period not exceeding 14 days, for the purpose of inspection or repairs, and may also replace it with another steamer subject to the approval of the minister.

*Government Wharves.*—Steamer must call whenever possible.

*Mails.*—To be carried free.

*Subsidy.*—\$2,000 per annum, payable quarterly in July, October, January and April.

## DISTANCES.

	Miles.
St. John to Annapolis.. . . . .	62
St. John to Victoria Beach.. . . . .	45
Victoria Beach to Port Wade.. . . . .	5
Port Wade to Granville Ferry.. . . . .	12
Granville Ferry to Granville Centre.. . . . .	4
Granville Centre to Annapolis.. . . . .	4
Granville Ferry to Annapolis.. . . . .	<u>70</u>

Distance between terminal points *via* way ports.. . . . . 70

## DESCRIPTION OF VESSEL EMPLOYED.

NAME.	DIMENSIONS.			TONNAGE.			Passenger Accommodation.	N. H. P.	Speed.	BUILT.		
	Length.	Breadth.	Depth.	Net.	Gross.	Capacity.				At	In	Of
	Ft.	Ft.	Ft.									
Granville.....	112	22	9	49	139	100	38	24	9	Shelburne..	1909	Wood.

8 GEORGE V, A. 1918

## TRAFFIC RETURNS.

Calendar Year.	No. Round trips Run.	Number Passengers Carried.	Tons Freight.	Live Stock.	Mails.	Subsidy Paid.
1907.....	52	100	2,721	Nil.	Nil.	1,500 00
1908.....	50	131	3,119	Nil.	Nil.	1,500 00
1909.....	51	58	3,069	Nil.	Nil.	1,471 15
1910.....	49	118	2,863	Nil.	Nil.	1,500 00
1911.....	47	60	2,694	Nil.	Nil.	1,500 00
1912.....	50	66	3,386	Nil.	Nil.	1,500 00
1913.....	51	57	2,783	Nil.	Nil.	1,500 00
1914.....	52	69	3,024	Nil.	Nil.	1,875 00
1915.....	50	39	3,079	Nil.	Nil.	1,961 55
1916.....	50	77	4,069	Nil.	Nil.	2,000 00
1917.....	45	<div> In .....22  Out.....56  Total. .78 </div>	<div> 2,033  1,266  3,299 </div>	<div> Nil.  Nil.  Nil. </div>	<div> Nil.  Nil.  Nil. </div>	<div> 1,875 00 </div>

## ST. JOHN AND PORTS ON THE BAY OF FUNDY AND MINAS BASIN.

## BAY OF FUNDY AND MINAS BASIN STEAMSHIP CO., LTD.

Contract No. 71.

T. &amp; C. File 17501.

*Vote 182.—Steamship service between St. John, N.B., and ports on the Bay of Fundy and Minas Basin, and Margareville, N.S.—*

1917-18.. . . . .	\$8,000
1918-19 . . . . .	8,000

*Contractors.*—The Bay of Fundy and Minas Basin Steamship Company, Ltd., of Margareville, N.S.

*Date of Contract.*—March 12, 1917.

*Duration of Contract.*—From the opening to the close of navigation in 1917.

*Service and Ports of Call.*—(a) A regular weekly service between St. John, N.B., and Port Williams, N.S., calling each way at Wolfville, Hantsport and Windsor. Thirty-four round trips are to be made during the season of navigation.

(c) A regular weekly service between St. John, N.B., and Margareville, N.S., calling each way at Hampton, Port Lorne, Port George, Morden, Ogilvie's Wharf, Harbourville and Hall's Harbour, and every two weeks at Scott's Bay. Thirty-six round trips are to be made during the season of navigation, with fortnightly calls at Bass River, Kingsport and Canning, until such time as the contractors take up a regular weekly service with another steamer approved by the minister on route (b) as follows:—

(b) A regular weekly service between St. John, N.B., and Canning, N.S., calling at Spencer's Island, Parrsboro', Kingsport, and Bass River. Thirty-six round trips are to be made during the season of navigation.

*Government Wharves.*—Steamers must call whenever possible.

*Subsidy.*—\$4,500 per annum for routes (a) and (c), and \$2,500 per annum for route (b) should the service on the latter route be undertaken by the contractors, in which case the subsidy for that service is to be paid at the rate of \$69.44 per round trip.

*Mails.*—To be carried free.

SESSIONAL PAPER No. 10e

## DISTANCES.

Route "A"—		Miles.
St. John to Port Williams.. . . . .		103
Port Williams to Wolfville.. . . . .		5
Wolfville to Windsor.. . . . .		16
Total.. . . . .		124

Route "B"—		
Spencer's Island to Parrsboro.. . . . .		25
St. John to Spencer's Island.. . . . .		55
Parrsboro' to Bass River.. . . . .		20
Bass River to Kingsport.. . . . .		25
Kingsport to Canning.. . . . .		5
Total.. . . . .		130

Route "C"—		
St. John to Hampton.. . . . .		40
Hampton to Port Lorne.. . . . .		5
Port Lorne to Port George.. . . . .		7
Port George to Margaretville.. . . . .		6
Margaretville to Morden.. . . . .		6
Morden to Ogilvie's Wharf.. . . . .		4
Ogilvie's Wharf to Harbourville.. . . . .		3
Harbourville to Hal's Harbour.. . . . .		12
Hall's Harbour to Scott's Bay.. . . . .		12
Total.. . . . .		95

## DESCRIPTION OF VESSELS EMPLOYED.

NAME.	DIMENSIONS.			TONNAGE.			Passenger Accommodation.	N. H. P.	Speed.	BUILT.		
	Length.	Breadth.	Depth.	Net.	Gross.	Capacity.				At	In.	Of.
	Ft.	Ft.	Ft.				Not stated		Knots			
On route "A". Margaretville...	90	20	8	37	107	100	.....	19	9	Margaretville.	1910	Wood
On route "B". Brunswick.....	110	23	87	73	184	125	40	42	10	Canning.....	1901	Wood
On route "C". Ruby L.....	93	20	8	49	118	110	40	16	9½	Margaretville.	1906	Wood
Alice Longmire.	65	16	6	31	34	45				Hillsburn.....	1916	Wood

## TRAFFIC RETURNS.

Calendar Year.	No. of Round Trips Run.	Number of Passengers Carried.	Tons of Freight Carried.	Live Stock.	Bags, Mail.	Subsidy Paid.
1911.....	69	283	5,068	Nil.	Nil.	\$ 5,105 35
1912.....	113	707	8,839	Nil.	Nil.	8,000 00
1913.....	106	604	8,569	Nil.	Nil.	7,812 50
1914.....	100	436	8,874	Nil.	Nil.	7,547 17
1915.....	76½	190	6,530	Nil.	Nil.	5,914 83
1916.....	93	261	7,305	Nil.	Nil.	6,122 52
*1917.....	83	In..... 62	4,958½	Nil.	Nil.	4,919 88
		Out..... 59	1,690	Nil.	Nil.	
		Total... 121	6,648½	Nil.	Nil.	

\*In 1917 Sixteen trips were performed by Arthur Longmire of Hillsburn, N.S. with the S. S. Alice Longmire, between St. John & Anderson's Cove. These are included in the 1917 traffic returns shown above.

8 GEORGE V, A. 1918

In 1911 only two steamers were employed, and the St. John and Margaretville service was not included in the contract.

In 1915 the *Brunswick* did not commence running on route "B" until August 27.

# ST. JOHN, WESTPORT AND YARMOUTH AND OTHER WAY PORTS.

*Vote 183.—Steam service or services between St. John, Westport and Yarmouth and other way ports—*

1917-18. . . . .	\$10,000
1918-19 . . . . .	10,000

Two contracts were executed under this vote:—

(a) The Insular Steamship Co., Ltd

(b) Hugh Cann and Son.

(a) THE INSULAR STEAMSHIP CO., LTD.

Contract No. 50.

T. & O. File No. 16075.

*Contractors.*—The Insular Steamship Company, Ltd., of Westport, N.S.

*Date of Contract.*—March 14, 1916.

*Duration of Contract.*—April 1, 1916, to March 31, 1917. This contract was not renewed.

*Service and Ports of Call.*—Forty-four trips are to be made during the period covered by the contract, between St. John, Westport and Yarmouth, calling on each trip both ways at Freeport, Tiverton, Little River, Mink Cove, Sandy Cove, Weymouth and Meteghan, unless ice prevents.

*Government Wharves.*—Steamer must call whenever possible.

*Substitute Steamer.*—The steamer is not to be taken off the route during the months of December, January, February and March, unless it be found necessary to take the *Westport III* off for absolutely necessary repairs, in which case the contractors will supply a substitute steamer of about equal capacity; provided that such substitute can be employed at a gross expense of not more than \$1,000 per month.

*Subsidy.*—\$4,000 payable in sums of \$1,000 in each of the months of July, October, January and April.

## DISTANCES.

	Miles.
St. John to Tiverton . . . . .	51
Tiverton to Westport. . . . .	11
Westport to Meteghan. . . . .	8
Meteghan to Yarmouth. . . . .	30
Total. . . . .	100
Westport to Freeport. . . . .	1
Freeport to Tiverton. . . . .	11
Tiverton to Little River. . . . .	7
Little River to Mink Cove . . . . .	2½
Mink Cove to Sandy Cove. . . . .	2½
Sandy Cove to Weymouth. . . . .	8
Total. . . . .	32

SESSIONAL PAPER No. 10e

## DESCRIPTION OF VESSEL EMPLOYED.

NAME.	DIMENSIONS.			TONNAGE.			Passenger Accommodation.	N. H. P.	Speed, Knots.	BUILT.		
	Length.	Breadth.	Depth.	Net.	Gross.	Capacity.				At	In	Of
	Ft.	Ft.	Ft.									
Westport III. ....	101	21	9	49	140	70	35	24	10	Shelburne..	1903	Wood

## TRAFFIC RETURNS.

Calendar Year	No. of Round Trips Run.	Number of Passengers Carried.	Tons of Freight Carried.	Live Stock.	Mail.	Subsidy Paid.
						\$ cts.
1907.....	43	1,800	1,790	Nil.	Nil.	1,500 00
1908.....	51	2,193	2,600	Nil.	Nil.	1,500 00
1909.....	46	2,110	1,475	Nil.	Nil.	1,500 00
1910.....	48	2,140	1,320	Nil.	Nil.	1,500 00
1911.....	47	1,990	1,570	Nil.	Nil.	2,250 00
1912.....	46	1,887	1,475	Nil.	Nil.	2,500 00
1913.....	47	1,579	950	Nil.	Nil.	2,500 00
1914.....	41½	1,040	1,150	Nil.	Nil.	2,271 63
Jan. 1 to June 30, 1915.....	16½	274	855	Nil.	Nil.	618 18
Jan. 1 to June 30, 1916.....	21¼	{ In..... 295 Out.... 295	{ 690 585	Nil.	Nil.	1,795 36
		Total... 590	1,275			

No service was performed after June 30, 1916.

(b) HUGH CANN AND SON, LTD.

Contract No. 42A.

T. & C. File No. 17486.

*Contractors.*—Hugh Cann and Son, Ltd., of Yarmouth, N.S.

*Date of Contract.*—March 12, 1917.

*Duration of Contract.*—April 1, 1917, to March 31, 1920. If the new steamer mentioned in the subsidy clause is not placed on the route prior to March 31, 1918, the contract will terminate on that date.

*Service and Ports of Call.*—Seventy round trips are to be made during the period covered by the contract, between St. John, Westport and Yarmouth, calling on each trip both ways at Freeport and Tiverton, unless ice prevents.

Four round trips are to be made in each of the months of April, November, December, January, February and March; 6 round trips in the month of May; and 8 round trips in each of the months of June, July, August, September and October.

*Government Wharves.*—Steamer must call whenever possible.

*Subsidy.*—\$6,000, payable as follows: \$85.71 for each round trip performed, to be paid at the close of June, September, December and March.

If the contractors place a new steamer on the service in place of the *John L. Cann*, as agreed upon, the subsidy is to be \$142.86 per trip, or a total of \$10,000 per annum.

*Mails.*—To be carried free.

8 GEORGE V, A. 1918

## DISTANCES.

	Miles.
St. John to Tiverton .....	51
Tiverton to Freeport .....	11
Freeport to Westport .....	1
Westport to Yarmouth .....	33
Total .....	96

## DESCRIPTION OF VESSEL EMPLOYED.

Name.	DIMENSIONS.			TONNAGE.			Passenger Accommodation.	N. H. P.	Speed Knots.	BUILT.		
	Length.	Breadth.	Depth.	Net.	Gross.	Capacity.				At	In	Of
John L. Cann.....	Ft. 97-8	Ft. 19-8	Ft. 9	77	166	Not stated	94	34	9½	Yarmouth, N.S.	1891	Wood

## TRAFFIC RETURNS.

Calendar Year.	No. of Round trips Run.	Number of Passengers Carried.	Tons of Freight Carried.	Live Stock.	Mails.	Subsidy Paid.
1913.....	36½	408	1,808	Nil.	Nil.	2,100 00
1914.....	81	959	4,497	Nil.	Nil.	5,871 18
1915.....	79½	1,192	5,684	Nil.	Nil.	6,000 00
1916.....	79½	1,258	5,723	Nil.	Nil.	6,000 00
1917.....	78½	{ In ... 737 Out ... 553	{ 1,869 4,729	Nil.	Nil.	5,999 70
	.....	Total 1,290	6,598			

## ST. STEPHEN, N.B., ST. CROIX RIVER POINTS, DEER ISLAND AND CAMPOBELLO, ETC.

## DEER ISLAND AND CAMPOBELLO STEAMBOAT COMPANY.

Contract No. 31.

T. &amp; C. File No. 15490.

*Note 184.—Steam service during the year 1918 between St. Stephen, N.B., St. Croix River points, Deer Island, Campobello and the inner islands, Passamaquoddy Bay and L'Etete or Back Bay—*

1917-18 .....	\$6,000
1918-19 .....	6,000

*Contractors.*—The Deer Island and Campobello Steamboat Company, of St. Stephen, N.B.

*Date of Contract.*—March 19, 1915.

*Duration of Contract.*—January 1 to December 31, 1915.

This contract was not renewed for 1916, but the company kept the *Viking* on the route until April 15, 1916, when the certificate for this steamer expired. The service was then continued with a gasoline launch *Casarco 3rd* until November 30, 1916, and payment of subsidy earned during 1916 was authorized by Order in Council.

No contract has been entered into for this service for 1917, and no service was performed during that year.

## SESSIONAL PAPER No. 10e

*Service and Ports of Call.*—(a) During the months of May to October, inclusive, three trips each week from L'Etete or Back Bay to St. Stephen and return, calling each way at Lord's Cove, Richardson, Leonardville, Wilson's Beach, Welch Pool, Eastport (Maine), Indian Island, Fairhaven and St. Andrews.

(b) During the months of June, July, August and September, one trip each week from St. Andrews to L'Etete or Back Bay.

(c) During the months from November to April, inclusive, two round trips each week from L'Etete or Back Bay to St. Stephen and return, calling each way at Lord's Cove, Richardson, Leonardville, Wilson's Beach, Welch Pool, Eastport (Maine), Indian Island, Fairhaven and St. Andrews; and

(d) During the said months from November to April, inclusive, one trip each week from L'Etete or Back Bay to St. Andrews and return, calling each way at Lord's Cove, Richardson, Leonardville, Wilson's Beach, Welch Pool, Eastport (Maine), Indian Island and Fairhaven.

*Government Wharves.*—Steamer must call whenever possible.

*Condition of "Viking."*—Should the steamship *Viking* not be in sufficiently good condition to pass a satisfactory inspection by the Department of Marine and Fisheries during the current summer, this contract shall be cancelled, unless the contractors are able to make necessary repairs in a reasonable time.

*Subsidy.*—\$6,000, of which \$3,000 is payable on July 1, and the balance on the completion of the service.

*Mails.*—To be carried free.

## DISTANCES.

	Miles.
St. Stephen to St. Andrews.. . . .	16
St. Andrews to Fairhaven.. . . .	8
Fairhaven to Indian Island.. . . .	4
Indian Island to Eastport.. . . .	2
Eastport to Welchpool.. . . .	2
Welchpool to Wilson's Beach.. . . .	4
Wilson's Beach to Leonardville.. . . .	3
Leonardville to Richardsonville.. . . .	2
Richardsonville to Lord's Cove.. . . .	1
Lord's Cove to L'etete.. . . .	5
Lord's Cove to Pack Bay.. . . .	7
Total.. . . .	49

## DESCRIPTION OF VESSEL EMPLOYED.

Name.	DIMENSIONS.			TONNAGE.			Passenger Accommodation.	N. H. P.	Speed—Knots.	BUILT.		
	Length.	Breadth.	Depth.	Net.	Gross.	Capacity.				At	In	Of
	Ft.	Ft.	Ft.			Not						
Viking.....	75	21	6.3	86	127	stated	145	17	10	Ashtabula, Ohio,	1891	Wood

8 GEORGE V, A. 1918

## TRAFFIC RETURNS.

Calendar Year.	Number of Round Trips Run.	Number of Passengers Carried.	Tons of Freight Carried.	Live Stock.	Mails.	Subsidy Paid.
1907.....	156	9,200	2,530	Not stated.	Not stated.	3,000
1908.....	156	8,392	1,210	Nil.	3,232 bags.	3,000
1909.....	156	7,124	1,318	Nil.	3½ sacks. 4,980 bags.	3,000
1910.....	167	6,880	1,180	Nil.	78 sacks. 5,252 bags.	3,000
1911.....	156	6,753	1,220	Nil.	4,590 bags.	3,000
1912.....	131	8,230	1,267	Nil.	4,432	4,000
1913.....	173½	8,958	1,489	Nil.	4,725	6,000
1914.....	148	8,501	1,493	Nil.	4,244	6,000
1915.....	174	In 4,029	196	Nil.	2,648	6,000
		Out 5,277	1,215	Nil.	2,770	
		Total 9,306	1,411	Nil.	5,418	
1916.....	161½	In .... 1,452	180	.....	2,468	5,500
		Out .. 2,138	540	.....	2,558	
		Total. 3,590	720	.....	5,026	

## SYDNEY AND BAY ST. LAWRENCE.

## THE NORTH SHORE STEAMSHIP COMPANY, LTD.

Contract No. 33.

T. &amp; C. File No. 17487.

*Vote 185.—Steam service during the season of 1918, between Sydney and Bay St. Lawrence, calling at way ports—*

1917-18.....	\$6,000
1918-19 .....	6,000

*Contractors.*—The North Shore Steamship Company, Limited, of Sydney, N.S.

*Date of Contract.*—March 12, 1917.

*Duration of Contract.*—From the opening to the close of navigation in the year 1917.

*Services and Ports of Call.*—From the opening of navigation until June 15, and from October 15 until the close of navigation. One full round trip each week between Sydney and St. Anne's Bay, calling both going and returning at North Sydney, Breton Cove, Englishtown and North River; and one full round trip each week between Sydney and Bay St. Lawrence, calling at North Sydney, Ingonish, Neil's Harbour and Dingwall; returning calling at Neil's Harbour, Ingonish and North Sydney.

From June 15 to October 15 two full trips each week between Sydney and St. Anne's Bay, with calls as above given; and two full round trips each week between Sydney and Neil's Harbour, calling both going and returning at North Sydney and Ingonish, one trip each week to be extended to Bay St. Lawrence, with calls on the outward trip at Dingwall and Cape North. The Friday trip to Ingonish and Neil's Harbour is to be extended to Dingwall during July and August.

## SESSIONAL PAPER No. 10e

*Government Wharves.*—Steamer must call whenever possible.

*Subsidy.*—\$6,000, payable in instalments in June, August and October, and on the close of navigation.

*Mails.*—To be carried free.

## DISTANCES.

	Miles.
Sydney to North Sydney.....	5
" Breton Cove.....	27
" Englishtown.....	39
" North River.....	43
" Ingonish.....	35
" Neil's Harbour.....	47
" Aspy Bay.....	59
" Cape North.....	70
" Bay St. Lawrence.....	85

## DESCRIPTION OF VESSEL EMPLOYED.

Name.	DIMENSIONS.			TONNAGE.			Passenger Accommodation.	N. H. P.	Speed—Knots.	BUILT.		
	Length.	Breadth.	Depth.	Net.	Gross.	Capacity.				At	In	Of
Aspy.....	Ft. 113	Ft. 25	Ft. 8.5	99	215	250	250	42	10	Shelburne, N.S.	1910	Wood.

## TRAFFIC RETURNS.

Calendar Year.	No. of Round Trips Run.	No. of Passengers Carried.	Tons of Freight Carried.	Live Stock.	Mails.	Subsidy Paid.
*1907.....	110	2,766	1,567	Not stated.	Nil.	\$ 1,500
*1908.....	123	3,863	1,945	183	Nil.	1,500
1909.....	.....	2,875	475	Nil.	Nil.	6,500
1910.....	116	2,115	645	80	Nil.	6,500
1911.....	111	2,086	654	30	Nil.	6,500
1912.....	112	2,550	890	160	Nil.	6,500
1913.....	122	2,300	960	95	Nil.	6,000
1914.....	110	1,715	860	45	Nil.	6,000
1915.....	112	1,360	765	130	Nil.	6,000
1916.....	110	1,510	835	45	Nil.	6,000
1917.....	114	{ In 700 Out 815	{ 425 695	55	} Nil.	6,000
Total.....	.....	1,515	1,120	55		

\*The service was performed by the Bras d'Or Steamboat Co., of North Sydney, N.S., during 1907 and 1908.

8 GEORGE V, A. 1918

## SYDNEY AND WHYCOCOMAGH.

THE BRAS D'OR STEAMBOAT COMPANY, LTD.

Contract No. 34.

T. &amp; C. File No. 17504.

*Vote 186.—Steam service during the season 1918 between Sydney and Whycocomagh—*

1917-18. . . . .	\$3,000
1918-19 . . . . .	3,000

*Contractors.*—The Bras d'Or Steamboat Company, Limited, of North Sydney, N.S.*Date of Contract.*—March 19, 1917.*Duration of Contract.*—From the opening to the close of navigation in 1917.

*Service and Ports of Call.*—From the opening of navigation to June 30, and from October 1, to close of navigation, two full round trips each week; and from June 30 to September 30, three full round trips each week, between Sydney and Whycocomagh, calling both going and returning at North Sydney, Big Bras d'Or, New Campbellton, Boularderie, Ross Ferry, Big Harbour, Kempt Head, Baddeck, Washabuck Centre, Nyanza and Little Narrows.

*Subsidy.*—\$3,000, of which \$1,500 is payable on August 15, and the balance on the completion of the service.

*Government Wharves.*—Steamer must call whenever possible.*Mails.*—To be carried free.

## DISTANCES.

	Miles.
Sydney to North Sydney. . . . .	5
North Sidney to Big Bras d'Or. . . . .	20
Big Bras d'Or to New Campbellton. . . . .	2
New Campbellton to Boularderie Centre. . . . .	7
Boularderie Centre to Ross Ferry. . . . .	7
Ross Ferry to Big Harbour. . . . .	2
Big Harbour to Kempt Head. . . . .	6
Kempt Head to Baddeck. . . . .	5
Baddeck to Washabuck. . . . .	5
Washabuck to Nyanza. . . . .	6
Nyanza to Little Narrows. . . . .	10
Little Narrows to Whycocomagh . . . . .	7
Total. . . . .	82

## DESCRIPTION OF VESSEL EMPLOYED.

Name.	DIMENSIONS.			TONNAGE.			Passenger Accommodation.	N. H. P.	Speed.	BUILT.		
	Length.	Breadth.	Depth.	Net.	Gross.	Capacity.				At	In	Of
	Ft.	Ft.	Ft.						Knots.			
Marion. . . . .	150	26.5	8	269	478	100	400	49	12	New York, U.S.A.	1876	Wood

SESSIONAL PAPER No. 10e

## TRAFFIC RETURNS.

Calendar Year.	No. of Round Trips Run.	No. of Passengers Carried.	Tons of Freight Carried.	Live Stock.	Mails.	Subsidy Paid.
						\$ cts.
1907.....	83	4,032	1,241	Not stated.	Nil.	1,000 00
1908.....	82	4,007	1,242	2,860	Nil.	1,000 00
1909.....	85	4,496	1,437	3,102	Nil.	2,000 00
1910.....	88	6,049	1,403	4,226	Nil.	3,000 00
1911.....	78	6,051	1,690	4,738	Nil.	3,000 00
1912.....	84	5,919	1,820	4,693	Nil.	3,000 00
1913.....	89	6,404	1,607	5,343	Nil.	3,000 00
1914.....	78	5,879	1,554	5,458	Nil.	3,000 00
1915.....	80	5,773	1,556	4,081	Nil.	3,000 00
1916.....	81	6,655	1,794	3,631	Nil.	3,000 00
1917.....	79	{ In 3,170 Out 3,229	1,049 980	2,473 201	} Nil.	3,000 00
	Total	6,399	2,029	2,674		

## SYDNEY AND THE EAST COAST OF CAPE BRETON.

## THE MERCHANTS' TRANSPORTATION COMPANY.

Contract No. 68.

T. &amp; C. File No 17388.

*Vote 187.—Steam service from Sydney, N.S., around the East Coast of Cape Breton to Hastings, and return to Sydney via the Bras d'Or Lakes—*

1917-18. . . . . \$5,500

1918-19 . . . . . 5,500

Contractors.—The Merchants' Transportation Company, of Sydney, N.S.

Date of Contract.—February 20, 1917

Duration of Contract.—From the opening to the close of navigation, 1917.

*Service and Ports of Call.*—Sailing every seven days from Sydney, N.S. to Hastings, N.S., calling at the following ports:—

North Sydney, Port Morien, Main-a-dieu, Louisburg, Gabarus, L'Ardoise, Petit de Grat, Arichat, West Arichat, Mulgrave and Hawkesbury, and returning thence to Sydney, calling, at Grandique, Poulamond, St. Peter's, Johnston's Harbour, Irish Cove, Big Pond, North Side East Bay, South Side East Bay, Castle Bay, Grand Narrows and North Sydney.

Government Wharves.—Steamer must call whenever possible.

*Subsidy.*—\$5,500, of which \$2,750 is payable on August 1, and the balance on the close of navigation.

Mails.—To be carried free.

8 GEORGE V, A. 1918

## DISTANCES.

	Miles.
Sydney to North Sydney.. . . . .	5
North Sydney to Port Morien.. . . . .	27
Port Morien to Main-a-dieu.. . . . .	14
Main-a-dieu to Louisburg.. . . . .	15
Louisburg to Gabarus.. . . . .	13
Gabarus to L'Ardoise.. . . . .	45
L'Ardoise to Petit de Grat.. . . . .	13
Petit de Grat to Arichat.. . . . .	7
Arichat to Mulgrave.. . . . .	20
Mulgrave to Hawkesbury.. . . . .	2
Hawkesbury to Hastings.. . . . .	3
Hastings to Grandique.. . . . .	20
Grandique to Poulamond.. . . . .	3
Poulamond to St. Peter's.. . . . .	10
St. Peter's to Johnston's Harbour.. . . . .	8
Johnston's Harbour to Irish Cove.. . . . .	10
Irish Cove to Big Pond.. . . . .	3
Big Pond to North Side East Bay.. . . . .	7
North Side East Bay to South Side East Bay.. . . . .	7
South Side East Bay to Castle Bay.. . . . .	25
Castle Bay to Sydney.. . . . .	66
Total .. . . . .	328

## DESCRIPTION OF VESSEL EMPLOYED.

Name.	DIMENSIONS.			TONNAGE.			PASSENGER ACCOMMO- DATION.			N. H. P.	Speed.	BUILT.		
	Length.	Breadth.	Depth.	Net.	Gross.	Capacity.	1st Class.	2nd Class.	3rd Class.			At	In	Of
	Ft.	Ft.	Ft.								Knots			
Weymouth..	102.7	19	7.6	106	154	100	100	Nil.	Nil.	26	9	Weymouth.	1890	Wood

## TRAFFIC RETURNS.

Calendar Year.	No. of Round Trips Run.	No. of Passengers Carried.	TONS OF FREIGHT CARRIED.		Live Stock.	MAILS.		Subsidy Paid.
			Weight.	Measure- ment.		Lock Bags.	Tied Sacks.	
1911.....	22	128	90	225	5	Nil.	Nil.	\$5,000
1912.....	32	217	730	Nil.	20	Nil.	Nil.	4,000
1913.....	35½	205	850	Nil.	Nil.	Nil.	Nil.	5,500
1914.....	33	40	1,125	Nil.	Nil.	Nil.	Nil.	5,500
1915.....	32	25	975	Nil.	10	Nil.	Nil.	5,500
1916.....	34	35	1,045	Nil.	Nil.	Nil.	Nil.	5,500
1917.....	32	{ In..... 3 Out..... 22 }	{ 185 925 }	Nil.	Nil.	Nil.	Nil.	5,500
	Total...	25	1,110					

SESSIONAL PAPER No. 10e

## SUPERVISION OF SUBSIDIZED STEAMSHIP SERVICES.

*Vote 188.—Expenses in connection with the supervision of subsidized steamship services—*

1917-18.. . . . .	3,000
1918-19 .. . . . .	3,000

By Order in Council of April 10, 1912, Mr. W. E. Tupper, of Digby, N.S., was appointed Supervising Officer of Subsidized Steamship Services. His salary is \$2,000 per annum, and he is allowed the usual travelling and other contingent expenses.

In December, 1916, Mr. Tupper enlisted for active service Overseas.

## AUTHORIZED BY STATUTE.

(1-2 Geo. V., Chap. 25.)

## CANADA, CHINA AND JAPAN.

CANADIAN PACIFIC RAILWAY Co.

Contract No. 39.

T. & C. File No. 18857.

1917-18.. . . . .	\$121,666 66
1918-19 .. . . . .	121,666 66

(See page 34.)

## AUTHORIZED BY STATUTE.

(8-9 Edward VII, Chapter 36.)

## CANADA AND FRANCE.

H. AND A. ALLAN.

Contract No. 32.

T. & C. File 14373.

1917-18.. . . . .	\$200,000
1918-19 .. . . . .	200,000

*Contractors.*—H. and A. Allan, of Montreal, Que.

*Date of Contract.*—February 9, 1912.

*Duration of Contract.*—From the opening of navigation, 1912, to the opening of navigation, 1917. (This contract has not been renewed.)

*Service.*—Not less than fifteen round voyages, or more than thirty round voyages, yearly between Canada and France, with not less than three of the following steamships: *Scotian, Ionian, Lake Erie, Corinthian, Sicilian, Pomeranian* and *Sardinian*.

The *Pomeranian* and *Sardinian* shall only be employed in the service upon obtaining the approval of the minister therefor, and then only during the season of closed navigation in the St. Lawrence river.

\*No service was rendered since sailing of the *Corinthian* from London July 20, 1916 and before that date the service was very irregular on account of the war. No subsidy has been paid since March 31, 1917.

Not less than three of the above steamships are to be employed, each of which shall not be less than 3,000 tons gross, with a carrying capacity of 4,500 tons for freight, and with such cold storage accommodation as the minister may require.

From May to November, inclusive, in each year, there shall be run not less than two full round voyages each month, and during the remaining months of December to April, inclusive, the remaining voyages shall be performed.

*Ports of Call.*—Terminal ports in Canada:—

During the season of St. Lawrence navigation, Montreal or Quebec.

During the season of closed navigation on the St. Lawrence, Halifax or St. John, at contractor's option, subject to the approval of the minister.

Ports of call in France, upon each eastbound or westbound trip: Cherbourg or Havre, or both, at the option of the contractors. Each eastbound trip may be extended, at the option of the contractors, to a port or ports in Great Britain; provided that the first port of call after leaving Canada shall be a port in France, and that the last port of departure for Canada shall also be a port in France.

*Speed Required.*—A minimum of 10 knots. The average speed of all the steamships engaged in the service in any one year shall not be less than  $12\frac{1}{2}$  knots. And at the conclusion of each year's service, if the said average speed has not been attained there shall be a pro rata deduction in the total subsidy for the year otherwise payable of \$555.55 per knot for each knot (and so in proportion for each fraction of a knot) less than  $12\frac{1}{2}$  knots, such deduction to apply to each voyage of the steamships engaged in the service.

*Subsidy.*—\$5,555.55 for each round voyage completed at an average speed of 10 knots, and \$555.55 extra for each knot exceeding 10 knots; provided that the total amount of subsidy claimed or paid for each year's service shall not exceed \$200,000.

Subsidy is payable quarterly, in July, October, January and April.

The average speed of all the steamships engaged in the service in any one year shall not be less than  $12\frac{1}{2}$  knots; and at the conclusion of each year's service, if the said average speed has not been attained, there shall be a pro rata deduction in the total subsidy for the year otherwise payable of \$555.55 per knot for each knot (and so in proportion for each fraction of a knot) less than said average speed of  $12\frac{1}{2}$  knots, such deduction to apply to each voyage of the steamships engaged in the service.

*Freight Rates.*—The rates charged for freight to or from any Canadian port included in this contract shall not exceed the rates charged by regular passenger steamers of the same class to or from New York, Boston or Portland, and the minister may at time revise the rates if he deem it advisable.

No discrimination of any kind shall be made against Canadian merchants or shippers, who shall always have precedence for their freight and goods over all other merchants and shippers.

*Intercolonial Railway Clause.*—Included.

*Canadian Trade Commissioners.*—To be carried free.

*Mails.*—To be carried free.

#### DISTANCES.

	Miles
Montreal to Quebec.. . . . .	139
Quebec to Havre.. . . . .	2,811
St. John to Halifax.. . . . .	292
Halifax to Havre.. . . . .	2,705
Havre to London.. . . . .	200

SESSIONAL PAPER No. 10e

## DESCRIPTION OF VESSELS EMPLOYED.

Name.	DIMENSIONS.			TONNAGE.			PASSENGER ACCOMMODATION.			Refrigerator Space.	N. H. P.	Speed, knots.	BUILT.		
	Length.	Breadth.	Depth.	Net.	Gross.	Capacity.	1st Class.	2nd Class.	3rd Class.				At	In	Of
	Ft.	Ft.	Ft.							Cu.ft.					
Corinthian..	430	54.2	28.2	4,046	6,270	5,146	32	170	800	12,732	447	12	Belfast....	1900	Steel.
Sicilian.....	430	54.2	28.2	3,963	6,229	5,157	32	170	800	14,966	442	12	Belfast....	1899	Steel.
Sardinian...	400	42.3	34.6	2,788	4,349	4,324	Nil.	147	424	7,500	316	11	Greenock..	1875	Iron.
Pomeranian	381	43.8	33.1	2,700	4,207	3,127	Nil.	120	548	16,211	316	11	Hull.....	1882	Iron.
Lake Erie...	446	52.0	35.5	4,846	7,535	4,641	Nil.	126	750	17,287	660	12½	Glasgow...	1900	Steel.
Scotian.....	515.3	59.8	23.8	6,442	10,322	4,856	Nil.	406	1,012	20,715	1,126	15	Belfast....	1898	Steel.
Ionian.....	470	57.5	37	5,324	8,268	5,142	Nil.	326	1,000	12,610	604	14	Belfast....	1901	Steel.

## TRAFFIC RETURNS.

Calendar Year.	Number of Round Trips run.	Number of Passengers Carried.		Tons of Freight Carried.		Live Stock.	Bags Mails.	Subsidies Paid.
1907.....	20	4,690		24,473		Not stated.	Not stated.	\$111,111 00
		2nd Class.	3rd Class.	Weight.	Meas.			
1908.....	24½	1,056	1,813	19,231	5,534	Nil.	1	\$136,110 98
1909.....	24½	1,116	1,873	14,964	9,888	Nil.	16	136,110 98
1910.....	30½	1,595	2,781	19,565	21,061	Nil.	9	190,832 96
1911.....	28	1,116	1,873	14,964	9,888	Nil.	15	175,694 60
1912.....	30	1,791	4,227	18,426	13,153	Nil.	259	203,704 93
1913.....	30	2,150	5,721	15,976	10,867	Nil.	246	202,831 16
1914.....	17	828	2,812	10,937	8,318	Nil.	401	103,310 91
1915.....	17½	68	130	3,350	4,462	Nil.	163	101,346 88
*1916.....	1	In Nil	Nil.	Nil	Nil.	Nil.	Nil.	6,333 83
		Out "	Nil.	450	Nil.	Nil.	Nil.	
	Total...	Nil.	Nil.	450	Nil.	Nil.	Nil.	

## ORIGIN, QUANTITY AND VALUE OF CARGO EXPORTED FROM CANADA.

Calendar Year.	CANADIAN ORIGIN.			UNITED STATES ORIGIN.			TOTAL.		
	Tons weight.	Tons meas't.	Value \$	Tons weight.	Tons meas't.	Value \$	Tons weight.	Tons meas't.	Value \$
1912.....	7,779	5,590½	1,144,655	1,863	213½	156,074	9,642	5,804	1,300,729
1913.....	9,241	2,536	1,170,884	498	660	42,155	9,739	3,196	1,213,039
1914.....	6,857	3,874	1,087,449	244	302	146,225	7,101	4,176	1,233,674
1915.....	1,452	183	536,461	2	15	9,862	1,454	198	546,323
1916.....	450	—	58,704	—	—	—	450	—	58,704

## PRINCIPAL ARTICLES EXPORTED (in 1916).

FROM ST. JOHN.

*Canadian Origin.*—Peas, meats, and canned salmon.*United States Origin.*—Nil.

## SOME CLAUSES COMMON TO ALL CONTRACTS.

NOTE.—Some of the principal sections common to all contracts, and as such hereinbefore frequently referred to, read as follows:—

*Proof of Performance of Service to be Furnished.*

The contractors shall furnish and establish at their own expense the necessary agents required for the efficient performance of this contract, and shall with diligence as soon after the completion of each voyage as may be, furnish to the Minister full and complete copies of the manifests of the cargoes and lists of passengers carried on each voyage, duly certified by the proper officers of customs, and also such other documents, information and evidence as may be reasonably required by the Minister to show the volume, extent and value of the trade carried on by the said steamers and the full performance of their part of services, requirements and conditions of this contract, in order to enable him to judge as to whether the terms of this contract have been or are being fully and faithfully carried out and complied with, within the true intent and meaning thereof, and his decision in that respect shall be binding, final and conclusive; and the furnishing of such certificates, documents and evidence as hereinbefore specified shall be a condition, precedent to the payment of the subsidy herein provided for, or any portion thereof, and if in the opinion of the Minister, all the terms of this contract have not been fully complied with by the contractors he may deduct from the subsidy otherwise payable such portion thereof as he may deem fit and proper, taking into consideration all the circumstances connected therewith, and the contractors shall at all times during the continuance of this contract well and faithfully abide by and conform to all such requirements as may be made by the Minister with regard to the said steamers in the performance of this contract.

*Financial Statements.*

It is further understood and agreed that the contractors whenever so required shall furnish the Minister with such financial statement or statements as he may desire from time to time respecting all revenues derived from and all expenditures in connection with the conduct of the service herein provided for.

*British Subjects.*

It is further understood and agreed by the contractors, that two-thirds of the total number of officers, engineers, stewards, crew or other employees whatsoever upon the steamships engaged in the performance of the service herein contracted for, shall be British subjects, but the non-observance of this clause shall not constitute a violation of this contract in such individual cases as may from time to time be approved by the Minister in writing.

*Equipment of Steamers.*

The steamers to be employed as herein specified, shall at all times during the continuance of this contract be fully seaworthy, well-officered, manned, victualled, equipped, provided and furnished, having regard to the service which the contractors have hereby undertaken to perform; and shall have ample and suitable accommodation for the passengers, mails and freight to be carried over the route specified; and shall at all times, carry boats and life-saving appliances in compliance with the law, and shall be in all respects subject to the approval of the Minister.

SESSIONAL PAPER No. 10e

*Carriage of Mails.*

The contractors shall during the performance of this contract, convey on each and every trip of the steamers performing the aforementioned services, both on outward and homeward voyages, all such mails as shall be tendered to the proper officers or persons in that behalf on the said steamers by or on behalf or under the direction of the postal authorities of Canada, or those at the terminal port or ports of call herein referred to, and shall deliver all such mails at their proper destination at the terminal port or ports of call above referred to; and the expenses of carrying such mails from the post offices or railway stations to the steamers and from the steamers to the post offices or railway stations at the terminal ports and at the ports of call shall be borne by the contractors, who will be subject to all general and special regulations now or hereafter existing during the continuance of this contract in connection with the postal service. For the conveyance of all such mails no payment shall be made or required over or beyond the amount of subsidy herein mentioned or provided for.

*Accommodation for Mails.*

The said steamers shall be provided with sufficient and convenient accommodation and protection for all such mails, to the satisfaction of the Honourable the Postmaster General of Canada for the time being, and the contractor shall further take all reasonable and necessary precautions for the protection of such mails, while upon the said steamers or while in the contractor's charge or custody, from loss, damage or injury, in any way, and the contractors shall be responsible for any loss or damage thereto caused by negligence or want of proper care or accommodation on the part of the contractors, their agents or servants or on the part of the officers, employees or crew on board the said steamers, and this without regard to any question, as to the legal liability of the Postmaster General to the owners of the articles of mail matter contained in such mails for damage or loss sustained in transit.

*Definition of term "Mails."*

The expression "mails" for the purpose of this contract shall be deemed to mean and include all boxes, bags, baskets or packets of or containing letters, post cards, newspapers, parcels, books, or printed papers, and all other articles which under the Post Office Act and postal regulations for the time being in force are transmissible by post in Canada, without regard to place either of origin or destination, and also all empty bags, empty boxes and other receptacles, stores and articles used or to be used in carrying on the post office service, or which shall ordinarily be sent by or to or from the offices.

*No Letters except H. M. Mails to be Carried.*

The contractors shall not, nor shall any of their agents or servants, or officers or crews of the said steamers receive or permit to be received on board of the said steamers any letters for conveyance other than those contained in His Majesty's mails, or which are or may be privileged by law, nor the mails of any other country, except such as are specified by the Postmaster General of Canada for the time being.

*Government officials to be carried free of Charge.*

The Honourable the Postmaster General of Canada, or the Honourable the Minister of Trade and Commerce for the time being, or any inspector or officer of the Post Office Department or the Department of Trade and Commerce, who may in the execution of his duty travel in the said steamers, shall be carried free of charge.

*Proper accounts to be Kept.*

The contractors shall keep full and proper accounts of and in connection with the working of this service, and shall keep such accounts separate and distinct from any other accounts of or connected with other branches of their business; and in any contingency which, in the opinion of the minister, may render such a course necessary, the contractors shall allow any officer or officers named by the minister free access to such accounts and all books, papers and documents connected therewith.

*Substitute for Disabled Steamers.*

It is understood that if the said steamer shall be by peril of the sea or other unavoidable casualty, lost, destroyed or temporarily disabled from performing the voyages herein agreed to be performed according to the true intent and meaning of these presents, the contractors may in such case as soon as reasonably may be, having regard to the circumstances, replace the said steamer by another of equal class, speed, equipment, character and capacity to the satisfaction and approval of the minister in case the said steamer has been only temporarily disabled, and continue the service herein contracted for with such substituted or repaired steamer with as little delay as possible under all circumstances.

*Freight and Passenger Tariffs—Proof of Performance of Service to be Furnished.*

The contractors shall carry on each steamer running under this contract, according to its capacity, on all voyages, all the freight and passengers which may be reasonably offered or obtained, and at tariff rates, both as to passengers and freight, which may be from time to time approved by the minister; and the contractors shall furnish to the minister such documents, information and evidence as may be required by the minister, to show the volume, extent and value of the trade carried on by the said steamer, and such customs certificates, documents and evidence as may be necessary or as may be required by the minister to prove the performance of the service herein contracted for, and to enable the minister to judge as to whether this contract is being carefully and faithfully carried out and performed and the furnishing of such certificates, documents, information and evidence, as hereinbefore specified, shall be a condition precedent to the payment of the subsidy herein provided for or any portion thereof.

*Deductions from Subsidy—Time-tables to be furnished—Docking Disabled Steamers.*

Provided, however, that it is the true intent and meaning of these presents that no amount or instalment of subsidy shall be payable or be paid at any time, unless it appears to the satisfaction of the Minister that up to the time of such instalment becoming due, as herein stipulated, the service herein described and defined has been fully and faithfully performed, and that all provisions and stipulations as to freight and freight rates and dates of sailing have been in all respects faithfully observed and carried out, according to the true intent and meaning of these presents; and it is understood and agreed to be a further condition of these presents that the contractors shall at least two weeks prior to the first sailing under this contract furnish to the Minister time-tables showing the proposed sailings, and upon the same being approved by the Minister, they shall be duly advertised in such manner as he may direct; and it is also agreed that in case either of the steamers herein named, or a substituted steamer sanctioned by the Minister, does not sail from a terminal port as herein specified within of the date fixed by such time-tables, there shall be deducted from

## SESSIONAL PAPER No. 10e

the amount of subsidy payable for such voyage a sum equal to one-tenth of the amount otherwise payable for the performance of such voyage, and so in proportion for further delays or failure to sail from such terminal port. Provided, however, that the Minister may authorize any vessel to sail either at an earlier or a later date than that specified in such time-tables should he for any reason deem it advisable to do so; it being understood and agreed that, in the event of any of the said steamers being at any time so disabled as to be obliged to be docked for repairs, the failure to perform the terms of this contract owing to such accident and for the time reasonably occupied in the repair of the damaged steamer, shall not be taken as a default or breach of the stipulations of this contract, or subject the contractors to deductions as above from the amount of the subsidy, if any, payable for any voyage delayed in consequence of such docking for repairs, but there shall be no claim for nor payment of any subsidy in respect of any voyage not actually performed.

*Freight and Passenger Rates to be Approved by the Minister.*

(Inserted in contracts for ocean services only.)

The contractors shall at least three weeks prior to the first sailing under this contract, furnish to the Minister a schedule of the freight rates proposed which schedule shall be subject to the approval of the Minister, and after being approved by him shall not be changed except with his consent; and the Minister may at any time, if he deem it advisable, fix the maximum rates to be charged between the different ports, on both east and westbound trips, on any article or class of goods, and the contractors shall carry between the ports hereinbefore named, on all voyages of the said steamships employed under the terms of this contract, all passengers or freight that may be offered or that can reasonably be procured, at rates which shall not be in excess of such maximum rates as fixed by the Minister, should he deem it advisable to so fix such maximum rates, and in no case shall any discrimination be made as regards rates, or otherwise, directly or indirectly, against Canadian merchants, or shippers, who shall always have precedence for their freight and goods over all other merchants and shippers; and it is agreed and understood that the freight rates on eastbound trips, sailing from                      or                      as hereinbefore provided, on through bills of lading                      from any place in the provinces of Ontario and Quebec, or from any Canadian points farther west, shall in no case be greater than from the same place to                      via any United States route or port; and on westbound trips the rates from                      to any place in Ontario or Quebec, or other Canadian points farther west, shall be as favourable as via any United States route or port to the same place; and it is further understood and agreed that the said steamers shall not carry between the ports of                      or                      and                      aforesaid, on any voyage run under the terms of this contract, either deals or lumber or timber to a greater extent than fifty per cent of the total quantity of the cargo carried on such voyage and such quantity only in case other Canadian products are not offering or cannot be obtained. Provided, however, that in the event of other cargo not being obtainable, satisfactory evidence of the fact being furnished to the Minister, then the contractors shall be allowed to make up the balance of the cargo with deals, boards or timber.

*Publicity of Tariff Charges.*

The freight and passenger rates charged by the contractors over said route may at any time be required to be approved of by the Minister, whose decision shall be final, and the said freight and passenger rates shall be made available at all times to the public at the head office and the agencies of the contractors.

*Calls at Foreign Ports.*

The steamer employed in carrying out the provisions of this contract shall not on any of its trips call at any foreign port not specified in this contract.

8 GEORGE V, A. 1918

*Carrying of nitro-glycerine or dangerous articles.*

The contractor shall not convey or permit to be conveyed in any steamer while employed in this service any nitro-glycerine or any other article which in the opinion of the Minister shall be considered dangerous.

*Subsidy subject to vote of Canadian Parliament.*

It is conditioned, declared and agreed that the payment of subsidy, as hereinbefore stipulated, is subject to the amount specified being provided for the purpose by a vote of the parliament of Canada, and that if no amount is voted for the purpose, or if any amount voted has become exhausted in payment thereof, and no further sum is voted for the purpose, this contract or agreement shall terminate and become void and of no effect, and the party of the first part shall not in consequence be held liable to damage.

*Minister's right to Terminate Contract.*

It is declared to be the true intent and meaning of these presents, that the Minister shall have the right at any time during the continuance of this contract, upon 30 days' notice in writing to the contractors, their successors or assigns, to terminate this contract, and every matter and thing herein contained, if it shall appear to the Minister that there has been any breach on the part of the contractors, their successors or assigns, of any of the covenants, agreements, stipulations or provisions herein contained and entered into on the part of the contractors; and it is declared and agreed that the Minister shall at all times be the sole and final judge as to whether there has been any such breach, and his decision shall be absolute, final and conclusive.

*Assignment of Contract.*

This contract shall not, nor shall any right or interest therein be assigned without the consent in writing of the Minister to such assignment having been first obtained.

*Canadian Members of Parliament not Admitted to Share in Contract.*

It is a condition of these presents that no member of the House of Commons of Canada shall be admitted to any share or part of this contract or agreement nor to any benefit to arise therefrom.

*Changes in Contract.*

The minister may authorize any change or changes in the terms of this contract as may not be inconsistent with the vote providing for the payment of the subsidy.

*Minister to be final judge as to full carrying out of contract.*

The minister shall at all times be the judge as to whether the terms of this contract have been or are being fully and faithfully carried out and complied with within the true intent and meaning thereof, and his decision in that respect shall be binding, final and conclusive.

SESSIONAL PAPER No. 10e

*Transportation of Trade Commissioners.*

(Inserted in contracts for ocean services.)

The Canadian Trade Commissioners and their wives, children and servants, or Canadian Commercial Agents, shall be granted free transportation, meals included, with first-class accommodation and free transportation for their household effects, upon any steamships employed by the contractors in the performance of this contract when requested so to do by the Minister, and when the said Commissioner or Commercial Agent is travelling upon his official duties or being transferred from one official post to another.

*Intercolonial Railway Clause.*

(Inserted in contracts for Atlantic ocean services.)

It is hereby agreed by the contractors that as the aid herein expressed and provided for by the Canadian Government is for the express purpose of encouraging the development of Canadian trade and the transportation of Canadian goods through Canadian channels the Company accepts the aid on these conditions, and agrees that all freight booked or carried by the said steamships from a port in the United Kingdom and during the time these make Halifax or St. John their terminal port, shall, when not otherwise expressly routed by shippers or consignees, be delivered to the Intercolonial Railway at Halifax or St. John for shipment to final destination in Canada, provided that the rates demanded by the Intercolonial Railway shall not be in excess of the rates charged by any other railway company from said ports to final destination in Canada.

(a) Contractors are to hand over to the Intercolonial Railway at Halifax passengers for points in the Maritime Provinces or the Province of Quebec, providing the route of such passengers is controlled by the contractors and that they are not otherwise routed. It is further agreed that the contractors through their agents in Canada shall see that they have all such freight for export as may be secured by them for a port in the United Kingdom at which the subsidized line may call delivered to the Intercolonial Railway at Montreal.

*Calls at Government Wharves.*

(Inserted in contracts for local services.)

In consideration of the subsidy herein stipulated the contractors agree to call at all Government wharves when such is practicable and when such wharves are available.

*Handling of perishable products.*

(Inserted in contracts for Atlantic ocean services.)

The handling, loading, stowing and unloading of any fruit or perishable products carried by the said vessels shall be subject to and under the supervision of any cargo inspector or other officer appointed for that purpose, should the Minister of Agriculture for Canada deem it advisable.



## INDEX TO SERVICES.

	PAGE.		PAGE.
Annapolis and London and Hull, Eng., or both.....	5	Pictou, New Glasgow and Antigonish County ports.....	79
Baddeck and Iona.....	49	Port Mulgrave, St. Peter's, Irish Cove and Marble Mountain.....	82
Canada and Australia or New Zealand (on the Pacific ocean).....	31	Prince Rupert and Queen Charlotte Islands.....	36
Canadian Atlantic ports and Australia and New Zealand.....	5	Prince Edward Island, Cape Breton and Newfoundland.....	83
Canada and Cuba.....	11	Quebec and Harrington.....	85
Canada, China and Japan.....	34	Quebec and Gaspé Basin.....	87
Canada and France.....	111	Quebec and North Shore of the Isle of Orleans.....	89
Canada and Great Britain (mail service).....	7	Rivière du Loup, Tadoussac and other North Shore ports.....	90
Canada and Newfoundland.....	11	Rivière du Loup, Tadoussac and other St. Lawrence ports (winter services).....	92
Canada and South Africa.....	16	St. Catherine's Bay and Tadoussac.....	92
Canada, The West Indies and South America.....	13	St. John and Bridgetown.....	96
Charlottetown, Victoria and Holliday's Wharf.....	50	St. John and Digby.....	97
Froude's Point and Lockeport, N.S.....	51	St. John, Digby, Annapolis and Granville.....	99
Gaspé Basin and Dalhousie or Campbellton.....	52	St. John, Dublin and Belfast.....	23
Grand Manan and Mainland.....	54	St. John and Glasgow.....	24
Halifax, Canso and Guysboro.....	55	St. John, Halifax and London (winter service).....	25
Halifax and La Have River ports.....	59	St. John, Halifax and London (Furness, Withy Co.).....	26
Halifax and Newfoundland, via Cape Breton ports.....	57	St. John, Halifax and Manchester.....	21
Halifax, St. John's, Newfoundland, and Liverpool.....	18	St. John and Bay of Fundy and Minas Basin ports.....	100
Halifax and Sherbrooke.....	65	St. John and ports in Cumberland Basin.....	93
Halifax and Spry Bay.....	60	St. John and St. Andrews.....	94
Halifax, South Cape Breton and Bras d'Or Lake ports.....	62	St. John, Westport and Yarmouth and other way ports (Insular S.S. Co.).....	102
Halifax and West Coast Cape Breton.....	64	St. John, Westport and Yarmouth and other way ports (H. Cann & Son, Ltd.).....	103
Kenora and Fort Frances.....	66	St. Stephen, N.B., St. Croix River points, Deer Island, Campobello, etc.....	104
Mainland and Magdalen Islands.....	66	Sydney and Bay St. Lawrence.....	106
Montreal, Quebec and Manchester.....	21	Sydney and the East Coast of Cape Breton.....	109
Mulgrave and Canso.....	68	Sydney and Whycomagh.....	108
Mulgrave and Guysboro.....	69	Vancouver and Northern British Columbia ports.....	43
Newcastle, Neguac and Escuminac; Miramichi River and Miramichi Bay.....	71	Victoria and San Francisco.....	38
Pelee Island and Mainland.....	72	Victoria, Vancouver and Skagway.....	40
Petit de Grat and I. C. R. terminus at Mulgrave.....	75	Victoria and West Coast Vancouver Island.....	41
Petitcodiac River, Moncton and ports in the County of Cumberland, N.S.....	76	Supervision of subsidized steamship services.....	111
Pictou, Montague, Murray Harbour and Georgetown.....	77		
Pictou, Mulgrave and Cheticamp.....	80		

## INDEX TO PERSONS OR COMPANIES SUBSIDIZED.

	PAGE.		PAGE
Allan, H. & A. (French service).....	111	Halifax and Canso SS. Co. ....	55
Baddeck SS. Co., Ltd. ....	49	Halifax and Glace Bay SS. Co.....	62
Bay of Fundy and Minas Basin SS. Co... 100		Halifax and Inverness SS. Co.....	64
Bras d'Or Steamboat Co. ....	103	Halifax and LaHave Steam Packet Co. .	59
Bridgetown Steamship Co.. ....	96	Halifax and Sheet Harbour SS. Co.....	60
Canadian Pacific Railway (Canada, China and Japan).....	34	Harbinger SS. Co.....	93
Canadian Pacific Railway (St. John and Digby). ....	97	Island Tug Co.....	50
Canadian Pacific Ocean Services, Ltd.. (British Mail Service).....	7	Insular SS. Co.....	102
Canadian Pacific Railway (Victoria, Vancouver and Skagway).....	40	Leslie, William G.....	75
Canadian Pacific Railway (Victoria and West Coast Vancouver Island).....	41	Lockeport, N.S., Town of.....	51
Cann & Son, Hugh (Mulgrave and Canso). 68		Longmire, A. ....	101
" " (Mulgrave and Guys-boro').....	69	McDonald, Alex. J. ....	79
Cann & Son, Hugh (St. John and West-port). ....	103	Magdalen Islands SS. Co.....	66
Cunard Line ....	7	Manchester Liners, Ltd. (Canada and Manchester). ....	21
Deer Island and Campobello SS. Co..... 104		Maritime SS. Co.....	94
Dominion Atlantic Railway Co.....	97	McDougal, Roderick.....	80
Donaldson Line. ....	24	Merchants' Transportation Co.....	109
Elder-Dempster & Co. (South African service).....	16	Miramichi Steam Navigation Co., Ltd....	71
Evans, Henry M.....	52	Murdoch, W. J.....	65
Farquhar & Co., J. A. (Halifax and Newfoundland <i>via</i> Cape Breton).....	57	New Zealand Shipping Co. ....	5
Farquhar & Co., J. A. (Prince Edward Island, Cape Breton and Newfoundland) 83		North Shore SS. Co.....	106
Furness, Withy Co. (Liverpool service)... 18		Pacific Coast SS. Co.....	38
" " (London service).....	26	Quebec and Lévis Ferry Co. ....	89, 90
" " (Manchester service)..	21	Reid-Newfoundland Co., Ltd.....	11
Gaspé and Baie des Chaleurs SS. Co..... 85, 87		Richmond Steamship Co. ....	82
Grand Manan Steamboat Co.....	54	Royal Mail Steam Packet Co.....	13
Grand Trunk Pacific Coast SS. Co. ....	36	Shepody Navigation Co., Ltd. ....	76
		Three Rivers Steamship Co.....	77
		Tremblay, Joseph, Alexis.....	92
		Union SS. Co. of British Columbia ....	43
		Union SS. Co. of New Zealand ....	31
		Valley SS. Co., Ltd.....	99
		White Star Dominion Line.....	7
		Windsor and Pelee Island Steamship Co., Ltd. ....	72

## INDEX TO NAMES OF VESSELS EMPLOYED.

	PAGE.		PAGE.
Admiral Schley .....	38	Manchester Inventor .....	22
Admiral Watson .....	38	"    Shipper .....	22
Alexandra .....	72	Margaret .....	61
Alice Longmire .....	101	Margaretville .....	101
Alvin, S. ....	79	Marion .....	108
Amelia .....	67	Meigle .....	12
Arcadia .....	75	Messina .....	27
Aspy .....	107	Metagama .....	9
Athenia .....	24	Missanable .....	9
Bendu .....	17	Monteagle .....	35
Benguela .....	17	Niagara .....	32
Benin .....	17	North .....	90
Blue Hill .....	49	Ormidale .....	24
Brunswick .....	101	Orthia .....	24
Camosun .....	37, 44	Parattah .....	6
Caraque .....	15	Parthenia .....	24
Chaleur .....	15	Patani .....	17
Chaudière .....	15	Pelee .....	73
Chelohsin .....	44	Percesien .....	86, 88
Chignecto .....	15	Percy Cann .....	70
Connors Bros. ....	95	Pilot .....	91
Coquitlam .....	44	Polaria .....	24
Corinthian .....	113	Pomeranian .....	113
Corsican .....	9	President .....	38
Cowichan .....	44	Pretorian .....	9
Cranley .....	24	Prince Albert .....	37
D. D. Mann .....	52	Prince John .....	37
Durango .....	19	Princess Alice .....	40
Dufferin .....	66	Princess Charlotte .....	40
Elaine .....	53	Princess May .....	40, 42
Empress .....	98	Princess Maquinna .....	42
Empress of Asia .....	35	Princess Sophia .....	40
Empress of Japan .....	35	Queen .....	38, 91
Empress of Russia .....	35	Rappahannock .....	27
Enterprise .....	78	Richmond .....	82
Gaspesien .....	86, 88	Robert G. Cann .....	69
Governor .....	38	Ruby L. ....	101
Graciana .....	19	Sable Island .....	84
Grampian .....	9	Sachem .....	27
Grand Manan .....	55	Sagona .....	12
Granville .....	99	Sardinian .....	113
Ha! Ha! .....	92	Savoy .....	86
Harbinger .....	94	Scandinavian .....	9
Harland .....	51	Scotia .....	56
Ionian .....	113	Scotian .....	9, 113
John L. Cann .....	104	Scotsburn .....	63
Kaduna .....	17	Seal .....	58
Kanawha .....	27	Shenandoah .....	27
Kinburn .....	81	Sicilian .....	113
Kwarra .....	17	Strathlorne .....	64
Kyle .....	12	Sussex .....	6
LaHave .....	60	Tabasco .....	19
Lake Erie .....	113	Tees .....	42
Lakonia .....	24	Valinda .....	97
Magdalen .....	75	Venture .....	37, 44
Mahana .....	6	Viking .....	105
Mahia .....	6	Westport III .....	103
Makura .....	32	Weymouth .....	110
Manchester Citizen .....	22	Whakatane .....	6
"    Corporation .....	22	Wilfrid C. ....	77
"    Hero .....	22		



# REPORT

OF THE

## Board of Grain Commissioners for Canada

For the Crop Year ended August 31, 1917  
and to the Close of Navigation  
1917



OTTAWA  
J. DE LABROQUERIE TACHÉ  
PRINTER TO THE KING'S MOST EXCELLENT MAJESTY  
1918



FORT WILLIAM, Ont., February 28, 1918.

Right Hon. Sir GEO. E. FOSTER, K.C.M.G.,  
Minister of Trade and Commerce,  
Ottawa, Ont.

SIR,—We have the honour to submit the following report as required by section 14, chapter 27, 2 George V, "An Act respecting Grain."

We have the honour to be, sir,  
Your obedient servants,

LESLIE H. BOYD,  
*Chief Commissioner.*

W. D. STAPLES,  
*Grain Commissioner.*

J. P. JONES,  
*Grain Commissioner.*

R. HETHERINGTON,  
*Secretary.*



## TABLE OF CONTENTS.

	PAGES.
Examiners, Standard and Survey Boards—	
I. Board of Grain Examiners.....	7
II. Grain Standards Boards.....	7-8
III. Grain Survey Boards.....	8-9
Report of Chief Inspector.....	10
Report of the Registrar.....	10
Report of Chief Weighmaster.....	11
Report <i>re</i> Licensing and Bonding—	
(a) Licensing and Bonding.....	11
(b) Loading Platform.....	11
(c) Temporary Agents at Flag Stations.....	12
(d) Cars out of turn.....	12
(e) Complaints.....	12
Elevator Tariffs—	
(a) Tariff—Terminal Elevators, 1917-18.....	12-14
“          “          “          Leasing of Special Bins.....	14-15
(b) Tariff—Interior Terminal Elevators, 1917-18.....	15-16
(c) Tariff—Country Elevators, 1917-18.....	16-18
(d) Rules and Regulations—Country Elevators, 1917-18.....	18
Surpluses and Shortages in Terminal Elevators—	
(a) Surpluses and Shortages in terminal elevators, as prepared by the Chief Weighmaster and Chief Inspector.....	19-73
(b) Allowance of $\frac{1}{8}$ bushel per 1,000 made by each terminal elevator for season of Navigation, 1917.....	74
Grain Statistics—Estimated acreage, production, quantity handles by Country Elevators, and total quantity inspected for the three prairie provinces showing relationship.....	75
Quantity of Grain handled by Country Elevators.....	76-78
Number of Cars and amount of Grain inspected in the Western Inspection Division.....	75, 79-81
Relationship of amount of Grain received at Fort William and Port Arthur to the estimated crop and amount inspected.....	82
Receipts and Shipments of Grain—Fort William and Port Arthur, separately.....	83
Receipts of Grain, monthly—Public Terminal elevators—Fort William and Port Arthur.....	84
Shipments of Grain, monthly—Public terminal elevators—Fort William and Port Arthur.....	85
Receipts of Grain, monthly—Hospital elevators—Fort William and Port Arthur.....	86
Shipments of Grain, monthly—Fort William and Port Arthur.....	86
Receipts and Shipments of Grain at each of the Public Terminal Elevators.....	87-93
Receipts and Shipments of Screenings and Scalpings at Fort William and Port Arthur.....	94
Dockage on cars received at Public Terminal Elevators.....	95
Lake Shipments to Canadian and United States Ports—Crop Year 1916-17.....	96
Lake Shipments to Canadian and United States Ports—Crop Years 1913-14 to 1916-17.....	97
Lake Shipments in Canadian and United States Vessels—Crop Years 1913-14 to 1916-17.....	98
Receipts and Shipments of Western Grain at Public Elevators in the East.....	99
Charts showing the fluctuations in prices of One, Two, and Three Northern Wheat basis in store—Fort William and Port Arthur—Crop Year 1916-17.....	101-103
Comparison of Average Cash Prices—One Northern Spring Wheat, monthly, at Winnipeg, Duluth, and Minneapolis—Crop Year 1916-17.....	103
Average prices of Wheat options, monthly, at Winnipeg, Duluth, and Minneapolis.....	104

TABLE OF CONTENTS—*Concluded.*

	PAGES.
Out-turns of Cargoes discharged at Canadian and United States Ports—Preliminary Statement— Season of Navigation, 1917.....	105-111
Quantity of Wheat and other Grain inspected and fees collected on same for fiscal year ended March 31, 1917.....	112-115
Comparative Statement of the number of Cars and quantities of each kind and grade of Grain, with percentage of grade, inspected in the Western Grain Inspection Division, with number of cars carried by the undermentioned Railroads.....	116-118
Quantities of the various kinds of Grain weighed in the Eastern Inspection Division for the Fiscal Years enumerated.....	119
Amount of inspection and Weighing Fees, etc., on Grain inspected in Canada, with relative cost per bushel to the producer.....	120
Revenue and Expenditure on account of Inspection of Grain for Eastern and Western Inspection Divisions.....	121
Quantity of Wheat exported from Canada by Countries, for the Fiscal Years 1874-1917.....	122-3
Quantity of Oats exported from Canada, by Countries, for the Fiscal Years 1874-1917.....	124-7
Quantity of Barley exported from Canada, by Countries, for the Fiscal Years 1874-1917.....	128-9
Quantity of Wheat Flour exported from Canada for the Fiscal Years 1874-1917.....	130-2
Comparative Statement showing the Export of Canadian Grain from the undermentioned ports for the calendar years.....	133-4
Comparative Statment of Canadian Wheat and Flour in transit shipped from the following United States Ports for the Calendar Years, June 30.....	134-5
Estimated Grain Production in Canada.....	136-7
Report of the Chief Engineer.....	138

## BOARDS OF GRAIN EXAMINERS.

1. *Western*.—W. L. Parrish, A. R. Hargraft, G. V. Hastings, D. Horn, Prof. S. A. Bedford, Prof. J. Bracken, Saskatoon, C. N. Bell, Secretary.

2. *Toronto*.—John Carrick, Thos. Flynn, A. O. Hogg, W. D. Matthews, C. B. Watts, F. G. Morley, Secretary.

3. *Montreal*.—A. G. Burton, Jas. Carruthers, C. S. Esdaile, E. S. Jaques, Adam G. Thompson, J. S. Cook, Secretary.

The Boards of Grain Examiners did not meet during the year ending August 31, 1917.

## THE GRAIN STANDARDS BOARDS.

1. *Western*.—Peter Ferguson, Tate, Sask.; R. J. Phin, Moosomin, Sask.; Christian Johnson, Baldur, Man.; Jas. Riddell, Rosebank, Man.; D. W. McCuaig, Portage la Prairie, Man.; Hon. W. R. Motherwell, Regina, Sask.; F. W. Sirrett, Minnedosa, Man.; Wm. Lothian, Victoria, B.C.; K. Campbell, Brandon, Man.; W. A. Matheson, Winnipeg, Man.; W. A. Black, Montreal, Que.; G. R. Crowe, Chairman, Winnipeg, Man.; Thos. A. Crane, Montreal, Que.; A. R. Hargraft, Winnipeg, Man.; M. McLaughlin, Toronto, Ont.; W. H. Fairfield, Lethbridge, Alta.; C. B. Watts, Toronto, Ont.; John I. McFarland, Strathcona, Alta.; Wm. Carson, Calgary, Alta.; D. Horn, Winnipeg, Man.; T. A. Crerar, Winnipeg, Man.; J. W. Scallion, Virden, Man.; D. D. Young, Winnipeg, Man.; C. Tilt, Winnipeg, Man.; Andrew Kelly, Winnipeg, Man.; and C. N. Bell, Secretary, Winnipeg, Man.

2. *Eastern*.—Toronto: C. W. Band, Murray Brown, John Carrick, Thos. Flynn, F. W. Hay, A. O. Hogg, W. D. Matthews, J. T. Melady, H. L. Rice, C. B. Watts, D. B. Wood, F. G. Morley, Secretary.

*Montreal*: H. D. Dwyer, Jos. Quintal, A. P. Stewart, Adam G. Thompson, Norman Wight, J. S. Cook, Secretary.

## COPY OF MINUTES OF WESTERN GRAIN STANDARDS BOARD MEETING.

WINNIPEG, October 23, 1917.

Secretary C. N. Bell reports as follows:—

Present: G. R. Crowe, Chairman, C. B. Watts, M. McLaughlin, R. J., Phin, W. F. Sirrett, W. H. Fairfield, C. Johnson, W. A. Matheson, D. Horn, D. W. McCuaig, D. D. Young, A. R. Hargraft, and C. N. Bell, Secretary.

Minutes of the meeting held September 28, 1916, were read and confirmed.

The secretary reported that the committee appointed last year inspected samples for commercial grades Nos. 4, 5 and 6 wheat prepared by the chief grain inspector and had approved and adopted the same.

The secretary and chief grain inspector reported that the laboratory officials of the Board of Grain Commissioners had agreed to analyse the grades 4, 5, and 6 wheat of the past season's standards, and they hoped to submit the results later on at this meeting, but the officials had been absent at Vancouver on other duty and had been delayed.

8 GEORGE V, A. 1918

The following resolutions were passed by unanimous vote, viz.:—

1st. That all wheat not fit to be graded as No. 6 be graded "feed" in the discretion of the Inspector.

2nd. That Feed Barley shall include all damaged barley weighing less than 42 lb. to the bushel, in the discretion of the Inspector.

3rd. A committee be and is hereby appointed under the provisions of Sec. 88 of the Canada Grain Act to meet and select other commercial grades of grain should climatic or other conditions make such further selection necessary, the said committee to consist of all members of this Board resident in Winnipeg also Hon. W. R. Motherwell and W. H. Fairfield.

The members then adjourned to the room where the samples of grain collected by the chief grain inspector from the three prairie provinces were arranged, and during the day selected and approved the commercial standard samples for Nos. 4, 5, and 6 wheat.

The matter of a proposition to abolish this Grain Standards Board in favour of a paid appeal commission, as advanced to the Board of Grain Commissioners for Canada at their meeting held in Winnipeg during the past summer, was discussed at length and, on motion the Board, reaffirmed its position as set forth in the minutes of its meeting held 29th October, 1913, and requested the president to represent the views of this board to the Grain Commissioners and the Department of Trade and Commerce, either directly or through a committee.

The meeting then adjourned.

#### COPY OF MINUTES OF EASTERN GRAIN STANDARDS BOARD MEETING.

TORONTO, October 22, 1917.

Secretary F. G. Morley reports as follows:—

Present: Messrs. Brown, Carrick, Flynn, Hogg, and Rice; Mr. A. O. Hogg in the chair.

*Commercial Grades—Season 1917.*—After a general discussion as to the number of grades to be made, it was moved by Mr. H. L. Rice, and seconded by Mr. John Carrick, that there be one commercial grade of wheat, the same to weigh 57 pounds to the bushel.—*Carried.*

A standard sample in accordance with the above resolution was struck forthwith.

On motion, it was decided that wheat not commercial standard grade be classed as rejected.

The meeting then adjourned.

#### GRAIN SURVEY BOARDS.

1. *Winnipeg.*—G. V. Hastings, G. R. Crowe, D. D. Young, W. W. McMillan, W. A. Matheson, W. L. Parrish, Alex. Reid, W. H. McWilliams, Thos. Thompson, C. N. Bell, Secretary.

2. *Calgary.*—Wm. Carson, Angus C. Robertson, C. M. Hall, D. S. Munroe, W. W. Cumming, Arthur Pierson, E. J. Fream, D. O. McHugh, Secretary.

3. *Toronto.*—C. W. Band, Murray Brown, John Carrick, D. O. Ellis, Thos. Flynn, A. O. Hogg, W. D. Matthews, J. T. Melady, H. Shaw, C. B. Watts, F. G. Morley, Secretary.

4. *Montreal.*—C. B. Esdaile, A. G. Burton, Jas. Carruthers, E. S. Jaques, Jos. Quintal, Adam G. Thompson, J. S. Cook, Secretary.

SESSIONAL PAPER No. 10b

## REPORT OF THE WINNIPEG SURVEY BOARD.

Month.	Surveys Held.	Cars Raised.	Cars Lowered.	Cars Sus- tained.
1916.	No.	No.	No.	No.
September.....	13	0	1	12
October.....	42	2	2	38
November.....	58	7	4	47
December.....	61	3	4	54
1917.				
January.....	42	6	1	35
February.....	24	5	0	19
March.....	40	9	0	31
April.....	36	4	0	32
May.....	24	2	0	22
June.....	31	3	4	24
July.....	32	2	2	28
August.....	7	1	0	6
Total.....	410	44	18	348

## REPORT OF THE CALGARY SURVEY BOARD.

Month.	Surveys Held.	Cars Raised.	Cars Lowered.	Cars Sus- tained.
1916.	No.	No.	No.	No.
September.....	10	3	1	6
October.....	18	2	0	16
November.....	16	5	3	8
December.....	7	0	0	7
1917.				
January.....	25	10	0	15
February.....	17	6		11
March.....	13	1	1	11
April.....	13	6	1	6
May.....	9	2	0	7
June.....	4	0	0	4
July.....	6	2	0	4
August.....	0	0	0	0
Total.....	138	37	6	95

8 GEORGE V, A. 1918

## REPORT OF THE TORONTO SURVEY BOARD.

During the year there were seven cars surveyed, of which number four were sustained, and three were raised.

## REPORT OF THE MONTREAL SURVEY BOARD.

During the crop year ended August 31, 1917, the Montreal Survey Board was not called upon to hold any surveys.

## REPORT OF THE CHIEF INSPECTOR—GEO. SERLS.

## WESTERN DIVISION.

Total number of cars inspected 231,082. made up as follows: 167,018 cars of wheat, 48,805 cars of oats, 8,175 cars of barley, 6,442 cars of flax, 190 cars of rye, 452 cars of screenings.

Inspected at—	No. of cars.
Winnipeg.....	204,124
Calgary.....	7,999
Medicine Hat.....	2,843
Moosejaw.....	5,613
Saskatoon.....	6,984
Duluth.....	3,519

This crop, owing to damage by rust, graded low. Only about 50 per cent of it graded into the contract grades.

## EASTERN DIVISION.

In the Eastern Inspection Division the amount of work done was about the same as that for the year previous.

## REPORT OF THE REGISTRAR—GEO. SERLS.

The total quantity registered for this crop was 219,532,695 bushels. The quantity cancelled was 227,880,290 bushels, made up as follows:—

Warehouse Receipts Registered—	Bushels.
Wheat.....	142,274,296
Oats.....	62,244,140
Barley.....	7,416,415
Flax.....	6,414,799
Rej. mixed grain.....	1,119,309
Rye.....	25,019
Timothy seed.....	37,432
Corn.....	1,285
Warehouse Receipts Cancelled—	
Wheat.....	148,249,040
Oats.....	63,561,301
Barley.....	7,659,803
Flax.....	7,185,347
Rej. mixed grain.....	1,163,370
Rye.....	24,879
Timothy seed.....	34,765
Corn.....	1,285

SESSIONAL PAPER No. 10b

## REPORT OF THE CHIEF WEIGHMASTER, J. G. WHITE.

## SCALES.

There are one hundred and eighty scales in use in the elevators at the head of the lakes, an increase of fourteen over last year.

With the constant services of a scale mechanic, they have been kept accurate and in good condition, and together with thirty-nine scales in the interior terminals, make a total of 219 scales, which I have inspected twice during the year; once before the opening of navigation, and the annual inspection, before the movement of the new crop.

Inspection of scales in elevators on the bay ports and eastern terminals is made by Mr. A. A. Bowen, Inspector and Weighmaster for the Eastern Division, who forwards monthly and annual reports covering his inspections.

## WEIGHING TO CARS.

During the crop year ending August 31, there has been weighed into the elevators at the head of the lakes, 142,223 cars of grain from the West, approximately 217,500,000 bushels.

## WEIGHING TO VESSELS.

During the year ending August 31, 1917, the following was weighed into vessels:—

To Canadian ports 495 cargoes, comprising 97,402,695 bushels.

To American “ 509 “ “ 102,252,903 “

Total..... 1,004 “ “ 199,655,598 “

## REPORT OF LICENSES ISSUED FOR THE CROP YEAR 1916-17.

Kind.	Number.
Country elevator and warehouse.....	3,257
Terminal elevator.....	15
Public elevator.....	16
Hospital elevator.....	21
Manufacturing elevator.....	1
Space in country elevators.....	7
Commission merchants.....	133
Track buyers.....	211
Total number issued.....	3,666

## LOADING PLATFORMS.

During the year 1916, the board received a number of petitions for the erection and extension of grain loading platforms. Requests for erection of two were refused, viz., Buckland and Garson. Orders were issued for the erection of platforms at:—

Point.	Province.	Railway.	Size.
Eldred.....	Saskatchewan.....	C.N.R.....	2 car.
Dunrobin.....	Alberta.....	C.N.R.....	2 car.
Fisher Branch.....	Manitoba.....	C.N.R.....	2 car.
Seamans Siding.....	Saskatchewan.....	C.P.R.....	2 car.

8 GEORGE V, A. 1918

Loading platforms were ordered extended at:—

Point.	Province.	Railway.	Size.
Gravelbourg.....	Saskatchewan.....	C.N.R.....	4 car.
Veregin.....	Saskatchewan.....	C.N.R.....	4 car.

While requests were refused for the extension of platforms at Greenshields and Lawson.

A Temporary Agent was appointed at the Flag Station of Vandura, Canadian Northern Railway, in Saskatchewan.

#### CARS OUT OF TURN.

By virtue of section 207 of the Canada Grain Act, the board is accorded certain discretionary powers in connection with the supplying of cars for the shipment of grain at country points.

During the crop year 1916-17, the board ordered 7,452 cars to be supplied out of turn for the relief of elevators in danger of collapse, for the shipment of seed grain, and for grain in danger of deterioration, owing to climatic conditions and insufficient storage accommodation on the farms and at country points.

#### COMPLAINTS.

During the crop year 1916-17, the board dealt with 306 complaints, relating to inspection and weighing of grain; shipments ex-country elevators, etc.

#### TARIFF OF PUBLIC TERMINAL ELEVATOR CHARGES AT FORT WILLIAM AND PORT ARTHUR TERMINALS.

Subject to the capacity of the elevator and the nature of its equipment, shipments will be received upon the following terms and conditions and under the provisions of the Canada Grain Act, 1912:—

#### ELEVATION CHARGES.

*On straight grade grain*, not otherwise specified; receiving, elevating, storing, spouting, insurance against fire for the first fifteen days, three-quarters of one cent ( $\frac{3}{4}$ c.) per bushel.

*On tough grain*; receiving, elevating, storage, spouting, insurance against fire for the first fifteen days, three-quarters of one cent ( $\frac{3}{4}$ c.) per bushel.

*On damp or wet grain*; receiving, elevating, storage, spouting, insurance against fire for the first fifteen days, three-quarters of one cent ( $\frac{3}{4}$ c.) per bushel.

All tough, damp, wet, condemned, heating, heated, or fire-burnt grain may always be refused. If received and stored, it will be only under special contract and will always be at the owner's risk of deterioration.

*On mixed grains* handled as mixtures; receiving, elevating, storage, spouting, and insurance against fire for the first fifteen days, one and one-half cents ( $1\frac{1}{2}$ c.) per hundred pounds.

*On screenings*: receiving, elevating, storage, spouting and insurance against fire for the first fifteen days, two cents (2c.) per hundred pounds.

## SESSIONAL PAPER No. 10b

## STORAGE CHARGES.

*On straight grade grain*, not otherwise specified, including insurance against fire, for each succeeding day or part thereof, after the first fifteen days, one-thirtieth of one cent ( $\frac{1}{30}$ c.) per bushel.

*On mixed grain* handled as mixtures: storage, including insurance against fire for each succeeding day or part thereof, after the first fifteen days, two-thirtieths of one cent ( $\frac{2}{30}$ c.) per hundred pounds.

*On screenings*: storage, including insurance against fire, for each succeeding day or part thereof after the first fifteen days, one-tenth of one cent ( $\frac{1}{10}$ c.) per hundred pounds.

## CLEANING CHARGES.

*All grain* requiring cleaning will be cleaned on arrival and when the dockage contains no other grain of commercial value there will be no charge for cleaning, except on that carrying a return of screenings as hereinafter provided there will be a cleaning charge of one-half of one cent ( $\frac{1}{2}$ c.) per bushel.

*On grain* carrying a return of other grain of commercial value, for first separation, computed on gross weight of ear, an additional charge of one cent (1c.) per bushel.

For each subsequent separation, computed on balance for separation, a further charge of one cent (1c.) per bushel.

## DRYING CHARGES.

*On tough grain* one and one-half cents ( $1\frac{1}{2}$ c.) per bushel.

*On damp or wet grain*, four cents (4c.) per bushel.

All tough, damp, wet, condemned, heating, heated, or fire-burnt grain may always be refused. If received and stored it will be only under special contract and will always be at the owner's risk of deterioration.

## ALLOWANCE FOR INVISIBLE LOSS AND SHRINKAGE.

*On all grain* received, deduction from the gross weight of each ear to cover invisible loss and shrinkage in handling will be made as follows: Wheat, 15 pounds; oats, 50 pounds; barley, 50 pounds; flax, 28 pounds.

## ALL CHARGES.

*All charges* for cleaning, drying or other treatment will be computed on gross weights; for elevation and storage, on net weights. All charges accruing after issue of initial completed outturn and expense bill will follow the grain. All charges whatsoever must be paid before shipment.

## SCREENINGS.

*On wheat* carrying a dockage of three per cent (3%) or more, after deducting one per cent (1%) of the gross weight for waste, a return will be made for the balance of the screenings. No other returns for screenings will be made.

*If disposition of screenings* covered by outstanding returns is not received within thirty (30) days from date of unloading, they may be disposed of for account of whom it may concern.

8 GEORGE V, A. 1918

## BULKHEADS.

*On bulkheads*, for their removal and other additional expense in handling and unloading car three dollars (\$3) for each bulkhead.

## PREPARING CARS FOR FLAX SHIPMENT.

When paper is used there will be a charge of three dollars for each car.

## UNSPECIFIED GRAIN.

Unspecified grain will only be received, stored, and treated subject to special charges to be agreed upon at the time, subject to the approval of the Board of Grain Commissioners.

## FORT WILLIAM AND PORT ARTHUR TERMINALS—TARIFF OF PUBLIC TERMINAL ELEVATOR CHARGES.

## FOR THE LEASING OF SPECIAL BINS.

Subject to the schedule of special bins filed by the elevator with the Board of Grain Commissioners and the rules and regulations of the board with reference to the leasing and use of such bins, the elevator will lease by special contract, any one or more of its available bins set apart for special binning of wheat, oats, or barley upon the following terms and conditions:—

## RATES.

Elevation: receiving, elevating, spouting, and insurance against fire, three-quarters ( $\frac{3}{4}$ c.) per bushel.

Rental for each bin (computed on the total capacity of the bin) one cent (1c.) per bushel per month, or one-thirtieth of one cent ( $\frac{1}{30}$ c.) per bushel per day.

All charges will follow the grain, and the elevator will have the right of lien upon grain for all unpaid charges.

The elevator shall have the right to demand a deposit in advance equal to the minimum rental for any bin, and it furthermore shall have the right to demand maintenance of such deposit for every succeeding period.

Unless the lessee shall have made special contract to the contrary all grain received for any special bin will be stowed therein in its original state as it arrives in the cars, and all charges will be computed on gross weights.

The elevator will bin together in any special bin all grain as it arrives for the account of the lessee, upon receipt from him of written orders specifying what cars are to be unloaded in such bin. Written orders or instructions with bill of lading attached must be delivered to the Port Arthur or Fort William office of the elevator company in advance of arrival of cars on elevator tracks. All written orders must be furnished in duplicate, one to be retained by the company and the other to be received and returned to the sender.

Special bin receipts registered as to quantities only and specifying the bins in which it is stored will be issued for all grain stored in special bins. These receipts will be issued only to the lessee of the bin after surrender by him of bills of lading, properly endorsed and upon the tender of all charges entered upon the elevator outturns.

The surrender of the special bin receipts by the lessee or his assignee, properly endorsed, and the tender of all unpaid charges shall entitle the person

SESSIONAL PAPER No. 10b

surrendering the receipt to delivery from the bin named of that quantity of grain specified in the receipts without respect to grade or selection, and no grain will be delivered from any special bin except upon surrender of corresponding receipts and under the conditions herein set forth.

The foregoing terms and conditions relate only to grain in suitable condition for warehousing. All other grain may be refused, and if received, it will be entirely at the lessee's risk for the entire contents of the bin.

Allowance for invisible loss as specified in regular tariff will be deducted from all grain received for special bins.

The binning of grain and sealing of all special bins will be done under the supervision of Government officials.

The right is hereby expressly reserved for the elevator to apply at any time and from time to time to the Board of Grain Commissioners for modification, alteration or addition to the foregoing conditions, terms and rates, under which bins will be leased for special binning and grain will be received for storage therein.

#### TARIFF OF INTERIOR TERMINAL ELEVATOR CHARGES—FOR THE CANADIAN GOVERNMENT ELEVATORS AT MOOSEJAW, SASKATOON, AND CALGARY, FOR THE YEAR ENDING 31ST AUGUST, 1918.

Subject to the capacity of the elevator and the nature of its equipment, shipments will be received upon the following terms and conditions and under the provisions of the Canada Grain Act, 1912:—

##### RATES.

1. *Elevation*, not otherwise specified, receiving, elevating, cleaning, spouting, insurance against fire, and storage for the first fifteen (15) days, one-half of one cent ( $\frac{1}{2}$ c.) per bushel.

2. *On grain* unloaded from wagons, or teams, receiving, elevating, cleaning, sprouting, insurance against fire, storage for the first fifteen (15) days, one cent (1c.) per bushel.

3. *Storage*, not otherwise specified, including insurance against fire for each succeeding day or part thereof, after the first fifteen (15) days, one-sixtieth of one cent (1-60c.) per bushel per day or one-half of one cent ( $\frac{1}{2}$ c.) per bushel for thirty days.

4. *On grain* carrying a return of other grain of commercial value, for first separation, computed on gross weight of car, an additional charge of one-half of one cent ( $\frac{1}{2}$ c.) per bushel.

For each subsequent separation, computed on balance for separation a further charge of one-half of one cent ( $\frac{1}{2}$ c.) per bushel.

Special rates will be given for cleaning and sacking seed grain.

5. *On mixed grains* handled as mixtures; receiving, elevating, spouting, insurance against fire and storage for the first fifteen (15) days, one-half of one cent ( $\frac{1}{2}$ c.) per bushel.

6. *On mixed grains* handled as mixtures; storage, including insurance against fire for each succeeding day or part thereof, after the first fifteen (15) days, one-sixtieth of one cent (1-60c.) per bushel per day, or one-half of one cent ( $\frac{1}{2}$ c.) per bushel for thirty days.

7. *On wheat* carrying a return of screenings, an additional cleaning charge of one-half of one cent ( $\frac{1}{2}$ c.) per bushel.

8. *On tough grain*, drying, one and one-half cents ( $1\frac{1}{2}$ c.) per bushel.

8 GEORGE V, A. 1918

9. *On damp or wet grain*, drying, two and one-half cents ( $2\frac{1}{2}$ c.) per bushel.
10. *On screenings*, elevating, spouting, insurance against fire, and storage for the first fifteen (15) days, two cents (2c.) per hundred (100) pounds.
11. *On screenings*, storage, including insurance against fire, for each succeeding day or part thereof, after the first fifteen (15) days, one-tenth of one cent (1-10c.) per hundred (100) pounds.
12. *On bulkheads*, for their removal and other additional expense in handling and unloading car, two dollars (\$2.00) for each bulkhead.
13. *For preparing cars* for flax shipment when paper is required, one dollar (\$1.00) for each car.
14. *All charges* for cleaning, drying or other treatment will be computed on gross weights; for elevation and storage, on net weights, all charges accruing after issue of initial completed outturn and expense bill will follow the grain. All charges whatsoever must be paid before shipment.

## WHEAT SCREENINGS.

15. *On wheat* carrying a dockage of three per cent ( $3\%$ ) or more, after deducting one per cent, ( $1\%$ ) of the gross weight for waste, a return will be made for the balance of the screenings, by paying one-half cent ( $\frac{1}{2}$ c.) per bushel for cleaning. No other return for screenings will be made.
16. *If disposition* of screenings covered by outstanding returns is not received within thirty (30) days from date of unload, they may be disposed of for account of whom it may concern.

## NO GRADE AND CONDEMNED GRAIN.

17. *All tough, damp, wet, condemned, heating, heated or fire burnt grain* will be received for treatment. If not treated it will always be at owner's risk of deterioration.

## GENERAL.

Grain shipped from any of the Canadian Government Interior Terminal Elevators will be transferred through the Canadian Government Elevator, Port Arthur, to steamers for one-half of one cent ( $\frac{1}{2}$ c.) per bushel, including ten days' free storage.

Approved by Board of Grain Commissioners for Canada, Fort William, Ontario. September 18, 1917.

## COUNTRY ELEVATORS.

## TARIFF OF LICENSED COUNTRY ELEVATOR CHARGES FOR THE YEAR ENDING 31ST AUGUST, 1918. EFFECTIVE SEPTEMBER 1, 1917.

Subject to the capacity of the elevator and the nature of the construction, all grain tendered must be taken into store upon the following terms and conditions, and under the provisions of the Canada Grain Act, 1912:—

*Maximum Rates.*—Receiving, elevating, spouting, insurance against fire, storing for the first fifteen days, and putting into cars on track. No elevator shall charge more than one and three-quarters of a cent per bushel. Storage not otherwise provided, including insurance against fire for each succeeding day after the first fifteen days shall not exceed one-thirtieth of one cent per bushel.

## SESSIONAL PAPER No. 106

*Shrinkage for Stored Grain.*—No elevator shall take more than one-half of one per cent to take care of shrinkage and waste in handling, storing and transmitting the grain to a terminal.

No elevator shall take more than one per cent shrinkage on tough, damp and wet grain.

*Shrinkage on Cash Grain.*—On street grain no elevator shall take a greater dockage than that shown by a proper test over a number ten sieve, except where grain contains foreign grain or seeds which cannot be taken out by a number ten sieve.

*Dockage.*—No elevator shall take a greater dockage than that shown by a proper test over a number ten sieve, except where grain contains foreign grain or seeds which cannot be taken out by a number ten sieve.

Every elevator must be equipped with the necessary sieves and scales for making proper tests, and the elevator operator must make the tests in the presence of the owner of the grain when requested.

*General.*—When tough, damp or wet grain is taken into store it shall be at the owner's risk, and the elevator operator shall have the right to ship it immediately to a terminal elevator for treatment.

The owner shall have the right to name the terminal elevator to which it shall be shipped.

## RULES AND REGULATIONS FOR COUNTRY ELEVATORS.

1. The owner or operator of a country elevator shall post in the elevator, in a conspicuous place, a diagram, to a scale of not less than one-half inch to one foot, showing the location and numbers of the several bins in such elevator.

2. In shipping or delivering any grain stored in a country elevator, the net weight on the ticket or tickets shall be final; unless an investigation by the Board of Grain Commissioners shows reason for the contrary. The shipper to be paid in case of short shipment up to the amount of his or her ticket or tickets for the full billing capacity of the car, at the same price as the car was disposed of.

3. All shipping bills for grain shipped through an elevator shall be made out by the elevator agent, and he shall advise such parties as the owner may instruct.

4. The elevator owner shall, on all grain shipped through the elevator, have the right to retain and hold the shipping bill until he receives a guarantee from the owner of the grain, another elevator owner, a licensed commission firm or individual or any one else that the car may be sold to, that they will make proper adjustment as to the weight and grade. Upon receipt of storage tickets and lawful charges, the elevator owner shall deliver either the shipping bill to the party presenting the ticket or tickets, or a terminal warehouse receipt for the full amount of the grain called for in the ticket or tickets presented, up to the full carload.

5. The owner of grain in an elevator wishing such grain shipped to any point other than a terminal point, or where Government weights cannot be obtained, the owner of the grain must then accept the elevator weights at the shipping point as final unless the owner of the grain proves the shipping weights are not correct. Provided, however, that the owner of the grain can always demand an affidavit as to the actual grain shipped and delivered from the elevator operator and receiver of said grain respectively.

6. "No owner or operator of a country elevator or warehouse shall sell, assign, mortgage, pledge, or hypothecate any grain stored in such elevator or

warehouse, for which graded storage tickets or 'subject to grade and dockage' tickets or special bin tickets have been issued, and the owner or operator may be required by the Board to produce at any time proper registered warehouse receipts or bills of lading for such grain as has been shipped from the country elevator or warehouse, and for which there is still outstanding graded storage ticket or 'subject to grade and dockage' tickets or special bin tickets."

RULES AND REGULATIONS FOR STORING GRAIN IN COUNTRY ELEVATORS WHERE  
THERE IS DISAGREEMENT AS TO GRADE AND DOCKAGE.

1. The ticket or tickets issued under and by virtue of these rules and regulations must have incorporated therein, at the time of issue, the grade offered by the elevator owner or operator to the owner of the grain, and the following words: "Subject to Inspector's Grade and Dockage."

2. The owner of the grain can only demand the quantity that the storage ticket or tickets call for.

3. In case there is a dispute as to the weighing accuracy of the receiving scales, it shall be incumbent upon the owner of the elevator to prove that the scales are weighing accurately.

4. A proper sample must be drawn from each wagon load by the elevator operator at the time of delivery, in the presence of the party delivering same, and such sample must be drawn satisfactorily to both the deliverer and the operator.

5. Such sample must be placed in a metal receptacle satisfactory to the owner of the grain.

6. After the grain is delivered the sample drawn must be properly mixed in the receptacle in which it has been placed. The owner and the elevator operator shall then take out of the quantity mixed at least three pounds, and place it in a receptacle, which must be numbered and sealed and so made that it can be securely locked. The receptacle shall be supplied by the elevator owner, and secured by a padlock. The lock shall be provided by the owner of the grain, and he shall retain possession of the key. The receptacle and key shall thereupon be immediately forwarded to the Chief Inspector of Grain, Winnipeg, Man., all charges prepaid. After receiving the Inspector's certificate, showing grade and dockage, the operating agent shall issue a storage ticket, showing grade and dockage as given by the Chief Inspector, for the full amount of grain taken into store, and shall deliver to the owner at his request, in not less than earload lots, on track or at a terminal point, the grade and quantity the storage ticket calls for, after the owner has surrendered the storage receipts and paid or tendered all lawful charges against said grain.

7. The owner of the elevator shall, in all cases where grain is taken into store under the foregoing conditions, guarantee the grade and weight as specified in the storage ticket or tickets.

8. At the time of delivery of any grain where a ticket of this kind is being used, and it is agreed upon by the owner of the grain and the elevator operator that the grain is tough, damp or wet, and the elevator operator marks such ticket or tickets: "Out of condition, tough, damp or wet," then whatever grade such sample may receive from the Chief Inspector, it will still grade, "tough, damp or wet."

9. If the elevator operator fails at any time to draw and preserve such sample in the manner stated herein, the owner or operator must account to the owner of the grain for the grade designated by the said owner.

## SESSIONAL PAPER No. 10b

## SUMMARY of Annual Weigh-up of Terminal Elevators, 1917.

Elevator.	Wheat.		Oats.		Barley.		Flax.		Mixed Grain.	
	Overage.	Shortage.	Overage.	Shortage.	Overage.	Shortage.	Overage.	Shortage.	Overage.	Shortage.
	Bush.	Bush.	Bush.	Bush.	Bush.	Bush.	Bush.	Bush.	lbs.	lbs.
Canadian Pacific Elevator "D".....	58,635-10	.....	36,862-11	.....	.....	3,423-22	.....	.....	796,287	.....
Empire Elevator.....	39,439-40	.....	13,643-30	.....	1,178-38	.....	5,197-50	.....	.....	70,850
Consolidated Elevator.....	28,941-40	.....	1,119-32	.....	167-24	.....	4,042-24	.....	.....	31,500
Ogilvie's Elevator.....	20,693-20	.....	6,421-07	.....	.....	939-26	.....	.....	.....	8,270
Western Terminal Elevator.....	50,595-30	.....	5,300-15	.....	115-53	.....	.....	7,137-	.....	62,690
United Grain Growers' Elevator.....	66,744-30	.....	3,129-20	.....	394-18	.....	.....	.....	.....	.....
Fort William Elevator.....	101,010-30	.....	50,616-14	.....	2,647-26	.....	.....	.....	.....	.....
Eastern Terminal Elevator.....	14,869-10	.....	3,892-21	.....	.....	584-04	.....	.....	.....	.....
G.T.P. Elevator Co.....	116,718-10	.....	60,447-	.....	.....	.....	.....	.....	.....	.....
Port Arthur Elevator.....	138,863-50	.....	43,829-21	.....	3,749-33	.....	1,026-34	.....	.....	.....
Thunder Bay Elevator.....	58,870-30	.....	61,389-12	.....	16,492-20	.....	2,671-07	.....	.....	.....
Horns Elevator.....	.....	.....	3,843-06	.....	4,881-40	.....	1,059-31	.....	.....	.....
Dom. Govt. Elev. Pt. Arthur.....	111,186-10	.....	59,295-08	.....	.....	5,847-42	.....	6,104-01	.....	166,833
Dom. Govt. Interior E. Moosejaw.....	16,382-20	.....	.....	.....	7,126-42	.....	3,572-29	.....	.....	.....
Dom. Govt. Int. Elev. Saskatoon.....	35,042-50	.....	14,388-25	.....	1,318-25	.....	.....	1,695-34	.....	.....
Dom. Govt. Int. Elev., Calgary.....	1,632-10	.....	21,380-24	.....	386-47	.....	.....	3,801-12	.....	.....
Totals.....	859,625-30	10,675-10	385,560-08	14,752-17	38,460-10	10,797-26	18,161-43	18,919-22	4,030,170	340,143
Less shortage or overage.....	10,675-10	.....	14,752-17	.....	10,797-26	.....	.....	18,161-43	340,143	.....
Total net overage or shortage.....	848,950-20	.....	370,807-25	.....	27,662-32	.....	.....	757-35	3,690,027	.....

I hereby certify that the within weigh-up figures are correct, as shown by the official weigh sheets, made at the time the elevators were weighed up.

J. G. WHITE,  
Chief Weighmaster.

I hereby certify that the within adjustments were made by me, in my capacity as Chief Inspector.

GEO. SERLS,  
Chief Inspector and Registrar.

CANADIAN PACIFIC ELEVATOR "D."

STATEMENT showing Official Stocks, with Surpluses and Deficits as at July 31, 1917.

Grade.	Official Stocks, July 31, 1917.	Grain covered by Horns paper in store July 31, 1917.	Outstanding Wholesale as at July 31, 1917.	Over.	Short.	Adjustments by Registrar.
	Bush.	Bush.	Bush.	Bush.	Bush.	
<i>Wheat—</i>						
1 Hard	7,553-10		1,111-00	6,442-10		
1 Northern	135,057-50		94,461-50	40,596-00		
2 Northern	126,220-50		122,669-20	3,551-30		
3 Northern	70,411-30		86,643-30			
4 Special	2,217-40		3,199-20			
No. 4	186,044-10		180,967-30	5,076-40		16,232-00 Apply 2 Nor.; Bal. 1 Nor. 981-40 Buy in.
5 Special	2,840-10		5,560-00			
No. 5	50,091-20		73,194-30			2,713-50 Buy in. 14,103-00 Apply No. 4. Buy. bal.
6 Special	7,874-50		1,308-20	6,566-30		
No. 6	8,375-30		15,106-40			
Feed	15,185-20		19,352-40			
No. 2 A. R. Winter	612-00		1,532-50			
No. 3 A. R. Winter	8,167-10	1,091-00	5,201-30	1,874-40		
Dried No. 4			2,466-30			
Reg. 1 Northern	5,146-10			5,146-10		
Reg. 2 Northern	3,161-10		963-10	2,198-00		
Reg. 3 Northern	731-30		730-40	-50		
Reg. 4 Special	1,123-20			1,123-20		
Dr. Reg. 4 Special						
Reg. 4	1,545-20	951-10	2,703-50			
Reg. 5	2,088-00		-40	2,087-20		
Reg. 6 Special	437-30			437-30		
Smutty 1 Northern	1,100-00		1,086-00	14-00		
Smutty 2 Northern	4,044-20		2,887-40	1,156-40		
Smutty 3 Northern	2,129-00		1,415-00	714-00		
Dr. Sm. 3 Northern			600-00			
Smutty 4 Special	6-00			6-00		
Smutty No. 4	5,805-00		5,661-40	143-20		
Smutty No. 5	2,918-30	1,449-50	1,411-50	56-50		
Smutty No. 6	4,138-20		4,120-30	17-50		
N. G. 1 Nor. Tl	13,286-20		7,389-50	5,896-30		
N. G. 2 Nor. Tl	18,817-10		11,396-30	7,420-40		
						951-10 Apply Reg. No. 4 Spl. 1,158-30 Apply Reg. 2 Nor.
						600-00 Apply Smty. 3 Nor.

## SESSIONAL PAPER No. 106

N. G. 3 Nor. Tf.	3,976-00	13,549-30	9,573-30	Apply N. G. Nor. 2 Tf.	Bal. N. G. 1 Nor. Tf.
N. G. Special 4 Tf.	11,248-20	2,391-30	2,391-30	Apply N. G. No. 4 Tf.	
N. G. 4 R. W. Tf.	47-30	3,165-10	8,083-10		
N. G. 5 Tf.	944-40	2,105-00	47-30		
N. G. 6 Spec. Tf.		1,209-50			
N. G. Feed Tf.		3,044-20		Apply N. G. No. 4 Tf.	
Smutty Rej. 1 Nor.	1,599-10	904-50	694-20		
Smutty Rej. 2 Nor.	180-30	2,612-20	5-10		
Smutty Rej. 3 Nor.	1,015-00	1,009-50	102-50	Buy.	
Smutty Rej. No. 4	652-20	549-30			
Smutty Rej. No. 5	1,058-20	1,066-40		8-20	Apply Smutty Rej. No. 4.
N. G. Rej. 2 Nor. Tf.	265-10		205-10		
N. G. Rej. 3 Nor. Tf.	615-10	1,226-00		610-50	Apply N. G. Rej. 2 Nor. Tf. and Rej. 2 Nor.
N. G. Rej. 4 Spec. Tf.	3,776-50		3,776-50		
N. G. Rej. 4 Tf.	476-30		476-30		
N. G. Rej. 5 Spec. Tf.	6-40		6-40		
N. G. Rej. 6 Spec. Tf.	781-40		781-40		
N. G. Sm. 1 Nor. Tf.	1,104-30	1,268-40		164-10	Apply Smty 1 Nor. Bal. N. G. 1 Nor. Tf.
N. G. Sm. 2 Nor. Tf.	6-30	440-40		434-10	Buy.
N. G. Sm. 3 Nor. Tf.	4,007-00	1,115-40	2,891-20		
N. G. Sm. No. 5	383-10	3-10	380-00		
N. G. Tf. Sm. Rej. No. 6	1,670-30	1,416-10	254-20		
N. G. Rej. No. 5 Tf.	470-50	192-30	470-50	192-30	Buy.
Rej. 1 Nor. Mx. Sand and Gravel		170-10		1-20	Apply Rej. 2 Nor.
Rej. 2 Nor. Mx. Sand and Gravel and Chnders.		34-10			
Rej. 3 Nor. Mx. Sand and Gravel			84-00		
Rej. No. 4 Mx. Gravel			12-20		
Rej. No. 6 Mx. Sand & Gravel			40-20		
N. G. Rej. 3 Nor. Tf. Mx. Sand Grvel				85-50	Apply Rej. 3 Nor. Sand & Gravel Rej. 3° & Reg. 2°
Rej. 1 Nor. Mx. Htd	1,941-20	85-50	779-40		
Rej. 2 Nor. Mx. Htd	5,362-50	1,161-40	1,353-30		
Rej. 2 Nor. Rej. Mx. Htd	948-20	2,891-50	948-20		
Rej. 3 Nor. Mx. Htd		3,101-10		2,432-50	Apply Rej. 1 Nor. & Rej. 2 Nor. M.H. Bal. Rej.
Dr. Rej. 3 Nor. Mx. Htd		-20		-20	N.
Dr. Rej. 3 Nor. Fire Br.		716-20		716-20	Buy.
Dr. Rej. 4 Rej. Mx. Htd					
Dr. Rej. No. 4 Spec. Mx. Htd	1,566-50		1,566-50		
Dr. Rej. 4 Mx. Htd	987-50		987-50		
Rej. 5 Spec. Mx. Htd	284-50	133-00		133-00	Apply Rej. No. 4 Spl.
Rej. 5 Spec. Rej. Mx. Htd	1,430-20	1,330-50		1,046-00	Apply Dr. Rej. 4 spl. Mx. Htd. Bal. Rej. No. 5.
Sm. Rej. 1 Nor. Mx. Htd	1,773-50	1,338-40	1,430-20		
Sm. Rej. 3 Nor. Mx. Htd	401-50	10-00	435-10		
Sm. Rej. 4 Mx. Htd	8-00	30-00	391-50		
Sm. Rej. 4 Rej. Mx. Htd	412-50	202-20		22-00	Buy.
Sm. Rej. 6 Mx. Htd	587-30		587-30	195-30	Apply Smty. Rej. 1 Nor. Mxd. Heated.
N. G. Tf. Rej. 2 Nor. Mx. Htd	297-50		297-50		
N. G. Tf. Rej. 3 Nor. Mx. Htd	950-40	869-00			
N. G. Tf. Rej. 4 Rej. Mx. Htd	2,386-10		81-40		
N. G. Tf. Rej. 6 Rej. Mx. Htd	187-40		2,386-10		
N. G. Tf. Rej. 6 Rej. Mx. Htd	1,029-10		187-40		
			1,029-10		

## CANADIAN PACIFIC ELEVATOR "D"—Continued.

STATEMENT showing Official Stocks, with Surpluses and Deficits as at July 31, 1917—Continued.

Grade.	Official Stocks, July 31, 1917.	Grain covered by Horns paper in store July 31, 1917.	Outstanding Wholesale Receipts, as at July 31, 1917.	Over.	Short.	Adjustments by Registrar.
<i>Wheat—Con.</i>						
N. G. Tl. Rej. 6 Mx. Htd.	Bush. 1,004-10	Bush.	Bush. 1,939-40	Bush.	Bush.	875-30 Apply N. G. Rej. No. 6 Spl. Tl. Bal. N. G. Rej. No. 5 Tl.
N. G. Tl. Sm. Rej. 2 Nor. Mx. Htd.	377-30		327-00	50-30		
N. G. Tl. Sm. Rej. 4 Mx. Htd.	586-00		142-50	586-00	142-50	Apply N. G. Tl. Rej. 3 Nor. Mxd. Htd.
N. G. Rej. 3 Tl. Mx. Htd. and Htg.	325-20	287-50	26-50	10-40		
Condemned No. 1.	32-30	38-00			5-30	Apply Cond. No. 1.
Condemned No. 2.						
	756,308-00	6,297-20	705,955-50	122,010-10	77,895-20	
Account of uncanceled shipments, 1 Northern.						
Cond. No. 2.						
Total Net Surplus.						
						2,557-40
						11,962-40
						136,530-30
						58,635-10
<i>Oats—</i>						
1 C. W. Oats.	2,381-06		2,302-32	78-08		
2 C. W. Oats.	159,569-14		123,127-04	36,442-10		
3 C. W. Oats.	6,595-30		14,228-28		7,632-32	Apply 2 C.W. Oats.
Ex. 1 Feed.	108,994-24		100,729-19	8,265-05		
1 Feed.	1,009-24		7,642-22		6,632-32	Apply X 1 Feed Oats.
2 Feed.	48,839-10	2,115-10	21,581-28	25,142-06		
Rej. Oats.	2,070-20		3,470-20		1,400-00	Apply No. 2 Feed Oats.
N. G. 1 C.W. Oats Tl.	2,802-12			2,802-12		
N. G. 2 C.W. Oats Tl.	2,145-00		15,968-04		13,823-04	Apply N. G. 1 C.W. Tl. Bal. 2 C.W. Oats.
N. G. 3 C.W. Tl.	1,559-24		9,890-16		8,330-26	Apply No. 2 C.W. Oats.

## SESSIONAL PAPER No. 106

N. G. Ex. 1 Feed Oats Tf.....	18,877-02	24,401-28	565-20	5,584-26	Apply X 1 Feed. Bal. 2 C.W. Oats.
N. G. 1 Feed Tf.....	1,720-20	7,558-28		5,638-08	Apply 2 C.W. Bal. No. 2 Feed.
N. G. 2 Feed Tf.....		2,532-22	565-20	2,532-22	Apply No. 2 Feed.
N. G. Ref. Oats Tf.....	565-20			8-28	Apply No. 2 Feed.
Rej. Oats Mx. Sand, Gravel and Cinders.....	114-24	125-18		41-10	Apply Rej. Oats Mxd. Htd.
Rej. Oats Mx. Htd.....	17,427-12	16,900-10	527-02		
N. G. Ref. Oats Tf. Mx. Htd.....	1,737-32	1,829-08	14,500-00		
N. G. Ref. Oats Tf. Mx. Htd. & Htg.....	14,500-00		185-00		
N. G. Cond. Oats Tf.....	185-00				
Oats and Wild Oats.....	1,703-08	1,703-08			
N	392,829-10	2,238-28	88,507-29	51,645-18	
Total Net Surplus..... 36,862-11					
<i>Barley—</i>					
Ex. 3 C.W. Barley.....	1,240-10	641-32	598-26	1,590-20	Apply X 3 C.W. Barley. Buy Bal.
3 C.W. Barley.....	6,229-28	7,820-00		3,808-06	Buy.
4 C.W. Barley.....	5,710-10	9,578-16	3,148-22		
Feed Barley.....	7,833-26	4,085-04		1,737-04	Buy.
Rej. Barley.....	1,875-20	3,662-24	153-16		
N. G. 3 C.W. Barley Tf.....	882-44	729-28		813-26	Buy.
N. G. 4 C.W. Barley Tf.....		813-26			
N. G. Feed Barley Tf.....	234-28		234-28		
Rej. Barley Mx. and Htd.....	1,214-38	802-26	412-12		
Dr. Cond. Barley.....	88-26		88-26		
	25,309-38	28,733-12	4,035-34	8,059-08	
Total Net Deficit..... 3,423-22					
<i>Rye—</i>					
2 C.W. Rye.....	930-00	960-00	20-00		
N. G. 2 C. W. Rye Tf.....	71-54	70-00	1-54		
	1,051-54	1,030-00	21-54		
Total Net Surplus..... 21-54					

CANADIAN PACIFIC ELEVATOR "D"—Concluded.  
 STATEMENT showing Official Stocks, with Surpluses and Deficits as at July 31, 1917—Concluded.

Grade.	Official Stocks, July 31, 1917.	Grain covered by Horns paper in store Elx. D, July 31, 1917.	Outstanding Wholesale Receipts, as at July 31, 1917.	Over.	Short.	Adjustments by Registrar.
	Lbs.	Lbs.	Lbs.	Lbs.	Lbs.	
<i>Mixed Grain—</i>						
Rej. Mx. Grain.....	1,053,930		701,383	362,547		
Rej. Mx. Gr. Mx. Gravel.....	17,940			17,940		
Rej. Mx. Gr. Smutty.....	64,620			64,620		
N.G. Tl. Rej. Mx. Gr.....	163,630			163,630		
Rej. Mx. Gr. Rej. Mx. Hhd.....	60,790			60,790		
N.G. Tl. Rej. Mx. Gr. Rej.....						
Mx. Hhd.....	31,380			31,380		
N.G. Tl. Rej. Mx. Gr. Htg.....	9,250			9,250		
N.G. Sm. Rej. Mx. Gr. Rej.....						
Mx. Hhd.....	26,550			26,550		
N.G. Tl. Cond. Mx. Gr.....	59,580			59,580		
Total Net Surplus.....	1,497,670		701,383	796,287		
Barley and Wild Oats.....	59,700			59,700	Surplus.	
Wheat Scalpings.....	144,960			144,960	Surplus.	
Oat Scalpings.....	222,530			222,530	Surplus.	
Screenings.....	1,840			1,840	Surplus.	

## SESSIONAL PAPER No. 10b

## EMPIRE ELEVATOR.

## STATEMENT showing Official Stocks, with Surpluses and Deficits as at July 31, 1917.

Grade.	Official Stocks, July 31, 1917	Outstanding Warehouse Receipts, July 31, 1917	Over.	Short.	Adjustments by Registrar.
	Bush.	Bush.	Bush.	Bush.	
Wheat—					
1 Northern.....	120,654-00	86,773-10	33,790-50		
2 Northern.....	110,479-20	89,608-30	20,870-50		
3 Northern.....	54,094-20	63,370-10		9,275-50	Apply 2 Northern.
No. 4 Special.....	7,249-20	4,560-10	2,689-10		
No. 4.....	24,217-10	21,495-10	2,722-00		
No. 5 Special.....	1,217-20	1,217-20			
No. 5.....	64,159-10	67,289-40		3,130-30	Apply No. 4 Balance 2 Nor.
No. 6 Special.....	8,905-30	9,689-20		783-50	Apply No. 4 Special.
No. 6.....	6,679-10	9,747-00		3,067-50	Apply No. 4 Special, buy balance.
Feed.....	6,150-00	7,257-40		1,107-40	Buy.
Rej. 2 Northern.....	2,366-40	3,322-50		956-10	Apply 2 Northern.
Rej. 3 Northern.....	2,621-30	2,668-50		47-20	Apply 2 Northern.
Rej. No. 5 Special.....	3,375-50	420-30		50-40	Apply 2 Northern.
Sm. 1 Northern.....	1,060-00	1,054-30	5-30		
Sm. 2 Northern.....	2,685-10	2,642-40	42-30		
Sm. 3 Northern.....	3,905-40	4,002-40			
Sm. No. 4.....	1,030-20	1,017-30	12-50	97-00	Apply Sm. 1 Nor. Sm. 2 Nor., balance 2 Nor.
N.G. 2 Nor. Tf.....	9,304-10	11,348-50		2,044-40	Apply 2 Northern.
N.G. 3 Nor. Tf.....	25,118-20	24,317-30	800-50		
N.G. No. 4 Special Tf.....	1,440-10	1,440-10			
N.G. No. 4 Tf.....	13,792-50	14,125-50		33-003	Apply N.G. 3 Nor. Tf.
N.G. No. 5 Special Tf.....		148-10		148-10	Apply N.G. 3 Nor. Tf.
N.G. No. 5 Tf.....	7,423-50	8,165-30		741-40	Apply N.G. 3 Nor. Tf. Bal. 2 Nor.
N.G. No. 6 Tf.....	1,947-00	1,948-30		1-30	
N.G. No. 6 Tf. Musty.....		806-40			
N.G. Feed Tf.....	350-00	350-00			
N.G. Rej. 2 Nor. Tf.....	956-20	946-20	10-00		
N.G. Rej. 3 Nor. Tf.....	1,479-30	1,736-00		256-30	
N.G. Rej. No. 4 Tf.....		1,027-30		1,027-30	Apply 2 Northern.
N.G. Rej. No. 5 Special Tf.....		442-00		442-00	
N.G. 2 Nor. Tf. and Smutty.....	17-30	17-30			
N.G. No. 4 Tf. and Smutty.....	522-40	524-00			
Rej. 3 Nor. Mx. Htd.....	1,156-40		1,156-40	1 20	Apply Smutty No. 4.
Rej. No. 4 Special Mx. Htd.....	863-50	818-20	45-30		

EMPIRE ELEVATOR—Concluded.  
STATEMENT showing Official Stocks with Surpluses and Deficits as at July 31, 1917—Concluded.

Grade.		Official Stocks, July 31, 1917	Outstanding Warehouse Receipts, July 31, 1917	Over.	Short.	Adjustments by Registrar.
<i>Wheat—Con.</i>		Bush.	Bush.	Bush.	Bush.	
Reg. No. 4 Mx. Htd.		1,645-50	257-50	1,388-00		
Reg. No. 5 Mx. Htd.		654-40	177-50	476-50		
Sm. Reg. 3 Nor. Mx. Htd.		372-20	337-40	34-40		
N.G. Reg. 1 Nor. Tl. Mx. Htd.		4,107-00	1,105-50	1-10		
N.G. Reg. 2 Nor. Tl. Mx. Htd.		131-20	131-20			
N.G. Reg. 3 Nor. Tl. Mx. Htd.			347-40		347-40	Apply Reg. 3 Nor. Mx. Htd.
N.G. Reg. No. 4 Tl. Mx. Htd.			746-50		746-50	Apply Reg. No. 4 Mx. Htd.
Reg. 3 Nor. Mx. Fire Burnt		42-50	42-50			
Total Net Surplus		486,894-00	417,454-20	64,047-20 39,439-40	24,607-40	
<i>Oats—</i>						
2 C.W. Oats		1,061-25 00	92,926-30	13,198-04		Apply 2 C.W. Oats.
3 C.W. Oats		15,077-32	46,611-00		1,533-02	
Extra 1 Feed		20,606-06	18,582-22	2,023-18		
No. 1 Feed		14,189-06	14,973-30		784-24	Apply Ex. 1 Feed Oats.
No. 2 Feed		56,714-32	55,718-26	996-06		
N.G. 2 C.W. Oats Tl.		21,290-10	20,001-02	1,289-08		
N.G. 3 C.W. Oats Tl.		2,670-20	2,685-20		15-00	Apply N.G. 2 C.W. Tl. Oats.
N.G. Ex. 1 Feed Oats Tl.		14,099-14	14,877-12		777-32	Apply N.G. 2 C.W. Tl. Oats.
N.G. 2 Feed Oats Tl.		4,127-10	4,626-24		499-14	Apply 2 Feed Oats.
N.G. No. 1 Feed Oats Tl.		1,889-24	2,041-16		151-26	Apply N.G. 2 C.W. Tl.
Reg. Oats Mx. and Htd.		5,909-10	7,982-12		2,073-02	Apply Ex. 1 Feed Oats, balance 2 C.W.
Condemned Oats		1,971-26		1,971-26		
Total Net Surplus		264,671-20	251,027-24	19,478-28 13,643-30	5,834-32	
<i>Barley—</i>						
3 C.W. Barley		6,469-18	3,634-26	2,834-40		Apply 3 C.W. Barley.
4 C.W. Barley		9,318-16	10,974-18		1,656-02	
Feed		934-44	934-44			
Total Net Surplus		16,722-30	15,543-40	2,834-40 1,178-38	1,656-02	

[illegible]

## CONSOLIDATED ELEVATOR.

## STATEMENT showing Official Stocks with Surpluses and Deficits as at July 31, 1917.

Grade.	Official Stocks, July 31, 1917	Outstanding Warehouse Receipts, July 31, 1917		Over.	Short.	Adjustments by Registrar.
	Bush.	Bush.				
<i>Wheat—</i>						
1 Northern.....	76,408-20	53,280-50	23,127-30	Bush.		
2 Northern.....	60,217-20	60,240-30			23-10	Apply 1 Northern.
3 Northern.....	41,259-40	42,619-00			1,359-20	Apply 1 Northern
No. 4 Special.....	6,028-10	5,717-30	310-40			
No. 4.....	46,875-10	46,864-50	10-20			
No. 5 Special.....	7,275-30	7,328-50			53-20	Apply No. 4 Special
No. 5.....	37,391-10	37,947-40			556-30	Apply No. 4 and No. 4 Sp'l, balance 1 Nor.
No. 6 Special.....	1,405-00	1,410-50			5-50	
No. 6.....	5,214-20	5,269-00			54-40	
Feed.....	1,064-40	591-40	473-00			
Reg. 1 Northern.....	1,120-00	1,108-10	11-50			
Reg. 2 Northern.....	1,091-30	1,030-40	60-50			
Reg. 3 Northern.....	2,318-10	2,310-20	7-50			
No. 4 Special.....	79-00	79-00				
No. 4.....	47-00	45-50	1-10			
No. 5 Special.....	1,479-10	1,492-50			13-20	Apply Reg. 2 Northern.
2 Alta. Red Winter.....	1,121-20	1,124-50			3-30	Apply 1 Nor.
Smutty 2 Northern.....	1,370-40	1,399-50			29-10	Apply 1 Northern.
Smutty 3 Northern.....	51-30	51-30				
Smutty No. 4.....	986-40	986-40				
N.G. 1 Northern Tf.....	376-50	359-50	17-00			
N.G. 2 Northern Tf.....	8,553-40	8,650-40			97-00	Apply N.G. 1 Nor. Tf., balance 1 Nor.
N.G. 3 Northern Tf.....	16,508-10	14,592-50	1,915-20			
N.G. No. 4 Tf. Special.....	1,984-10	1,990-20			6-10	
N.G. No. 4 Tf.....	3,718-30	3,875-00			153-60	Apply N.G. 3 Nor. Tf.
N.G. No. 5 Tf.....	3,252-00	4,130-40			878-40	
N.G. No. 5 Tf. Special.....	730-40	730-40				
N.G. Feed Tf.....	3-50	4-50			1-00	Apply Feed Wheat.
N.G. Reg. 3 Northern Tf.....	407-50	407-40	0-10			
N.G. No. 5 Special Tf.....	854-00	856-40			2-40	Apply N.G. No. 3 Nor. Tf.
Reg. 3 Northern Mx. Htd.....	34-10	34-10				
Reg. No. 6 Special Mx. Htd.....	926-20	928-00			1-40	Apply N.G. 3 Nor. Tf.
N.G. Reg. 1 Nor. Tf. Mx. Htd.....	3,693-30		3,693-30			
N.G. Reg. 2 Nor. Mx. Htd. Tf.....	1,057-00	1,050-40	6-20			

## SESSIONAL PAPER No. 10b

N.G. Sm. Rej. 3 Nor. Tf. Mx. Htd.		7-10	7-10	
Account Uncancelled shipments—Feed Wheat.		334,912-10	308,519-10	29,635-30 2,548-40
Net Surplus				32,184-10 3,242-30
Oats—				
2 C.W. Oats.		39,612-22	39,263-08	
2 C.W. Oats.		24,408-02	24,772-32	379-14
Ex. 1 Feed Oats.		12,712-32	12,150-30	562-02
1 Feed Oats.		6,107-32	6,216-06	
2 Feed Oats.		3,684-04	4,838-18	
N.G. 2 C. W. Oats Tf.		14,843-28	15,155-20	108-08
N.G. 3 C.W. Oats Tf.		6,594-04	6,566-32	1,154-14
N.G. 2 Feed Oats Tf.		2,744-04	2,685-20	311-26
Rej. Oats Mx. Htd.		2-02	2-02	27-06
N.G. Rej. Oats Tf. Mx. Htd.		5,912-02	5,872-02	58-18
N.G. Rej. Oats Tf. Mx. Htd. and Htg.		2,057-22	2,067-22	2-02
				40-00
Account Uncancelled shipments—N.G. 3 C.W. Oats Tf.		118,709-18	119,589-20	10-00
				1,949-10
Net Surplus				3,069-08 1,949-10
Barley—				
3 C.W. Barley		4,617-44	4,578-36	39-08
4 C.W. Barley		3,878-16	3,754-18	123-46
Feed Barley		1,377-14	1,377-14	
Rej. Barley Mx. Htd.		1,210-10	1,205-40	4-18
Net Surplus		11,083-36	10,916-12	167-24 167-24
Flax—				
1 N.W.C. Flax.		43,557-09	42,377-12	1,179-53
2 C.W. Flax.		11,779-27	8,872-47	2,906-36
3 C.W. Flax.		1,182-19	1,241-25	59-06
Rej. Flax		33-15	28-54	4-17
Rej. 3 C.W. Flax Mx. Htd.		619-23	589-11	30-12
N.G. 1 N.W.C. Flax Dump.		41-22	18-29	18-29
N.G. Rej. Flax Tf. Mx. Htd.		215-53	222-05	6-08
Rej. Flax Mx. Brkn. Whit.			36-17	36-17
Rej. Mx. Htd.				120-04
Net Surplus		57,429-00	53,385-32	4,162-28 4,042-24

Apply 2 C.W. Oats.

Apply Ex. 1 Feed Oats.

Apply Ex. 1 Feed. Buy balance.

Apply 2 C.W. Oats. Buy balance.

Apply N.G. Rej. Oats Tf. Mx. Htd.

Apply 2 C.W. Flax.

Apply 1 N.W.C. Flax.

Apply Rej. 3 C.W. Flax Mx. Htd., balance N.G.

Rej. Flax Tf. Mx. Htd.

CONSOLIDATED ELEVATOR.

STATEMENT showing Official Stocks, with Surpluses and Deficits as at July 31, 1917—Concluded.

Grade.	Official Stocks, July 31, 1917.	Outstanding Warehouse Receipts, July 31, 1917	Over.	Short.	Adjustments by Registrar.
	Lb.	Lb.	Lb.	Lb.	
<i>Mixed Grain—</i>					
Ref. Mx. Grain.....	344,090	375,470	.....	31,380	} Buy.
N.G. Ref. Mx. Gr. Fl.....	74,100	74,220	.....	120	
Total Net Deficit.....	418,190	449,690	.....	31,500	
				31,500	
<i>Scalpings</i> .....	6,240	6,240	Net surplus		

SESSIONAL PAPER No. 10b

## OGILVIES ELEVATOR.

STATEMENT showing Official Stocks with Surpluses and Deficits as at July 31, 1917.

Grade.	Official Stocks, July 31, 1917.		Outstanding Warehouse Receipts, July 31, 1917		Over.	Short.	Adjustments by Registrar.
	Bush.	Bush.	Bush.	Bush.			
<i>Wheat</i> —							
1 Northern.....	59,845-20	50,185-00	9,660-20	Bush.			
2 Northern.....	133,777-10	131,347-00	2,430-10				
3 Northern.....	154,194-30	148,776-10	5,418-20				
4 Special.....	21,397-50	23,314-40					
No. 4.....	16,521-20	10,824-10	5,697-10			1,916-50	Apply 3 Northern.
5 Special.....	23,396-30	21,713-20	1,683-30				
No. 5.....	14,719-40	18,868-00					
6 Special.....	10,015-30	8,865-50	1,149-40				
No. 6.....	33,576-20	31,772-30	1,803-50				Apply No. 4.
Feed.....	5,985-10	2,390-50	3,594-20				
Rej. 1 Northern.....	1,327-10	1,355-30				28-20	Apply 1 Northern.
Rej. 2 Northern.....	1,304-40	1,295-40	9-00				
Rej. 3 Northern.....	3,747-50	3,464-50	283-00				
Smutty 1 Northern.....	16-10	16-10					
Smutty 2 Northern.....	6,160-00	2,743-40	3,416-20				
Smutty 3 Northern.....	184-30	184-30					
N.G. 1 Northern, Ti.....	1,638-10	1,658-10					
N.G. 2 Northern, Ti.....	24,126-10	22,855-30	1,270-40				
N.G. 3 Northern, Ti.....	16,229-20	22,975-00				6,743-40	Apply N.G. 2, Ti. 3 Northern, 2 Northern.
N.G. 4 Ti.....	26,837-10	28,026-30				1,189-20	Apply No. 4.
N.G. 5 Ti.....	15,525-00	17,221-30				1,696-30	Apply No. 5 Spl. Bal. No. 4.
Net Surplus.....	570,545-50	549,852-30	36,416-20			15,723-00	
			20,693-20				
<i>Oats</i> —							
2 C.W. Oats.....	18,952-22	14,413-13	4,539-09				
3 C.W. Oats.....	6,623-18	5,838-10	785-08				
Ex. 1 Feed Oats.....	303-28	772-02				468-08	Apply 2 C.W. Oats.
1 Feed Oats.....	2,721-26	2,692-22	29-04				
2 Feed Oats.....	19,468-18	15,910-10	3,558-08				
Rej. Oats.....	8,635-30	6,451-00	2,184-30				
N.G. 2 C.W. Oats, Ti.....	5,959-28	8,273-12				2,313-18	
N.G. Ex. 1 Feed Oats, Ti.....	2,575-20	2,834-04				258-18	

OUILYTES ELEVATOR—Concluded.

STATEMENT showing Official Stocks with Surpluses and Deficits as at July 31, 1917—Concluded.

Grade.		Official Stocks, July 31, 1917.	Outstanding Warehouse Receipts, July 31, 1917	Over.	Short.	Adjustments by Registrar.
Oats—Con.		Bush.	Bush.	Bush.	Bush.	
N.G. 1 Feed Oats, Tf		2,028 08	2,079 44		51 06	Apply 2 C.W. Oats.
N.G. 2 Feed Oats, Tf		3,087 22	1,901 16	1,186 06		Apply 3 C.W. Oats.
N.G. 3 C.W. Oats, Tf, and heating.		965 10	990 20		25 10	Apply N.G. No. 2 Feed Oats and Bal.
N.G. Ref. Oats Tf., heated and heating.		3,239 24	5,987 22		2,747 32	Rejected Oats.
Net Surplus.		74,562 16	68,141 09	12,285 31 6,421 07	5,861 24	
Barley—						
4 C.W. Barley.		2,782 24	2,836 02		53 26	
Feed Barley.		5,337 01	5,643 34		306 30	
Ref. Barley.		41,868 26	2,134 38		266 12	
N.G. Tf. C.W. Barley, Tf		1,080 00	1,393 06		312 06	Buy.
Net Deficit.		11,068 06	12,007 32		939 26 939 26	
Mixed Grain—						
Ref. Mx. Grain.		Lbs. 137,780	Lbs. 146,050		Lbs. 8,270	
Net Deficit.					8,270	Buy.
Scalpings—						
Oat scalpings.		329,480		329,480 329,480		
Net Surplus						

SESSIONAL PAPER No. 10b

## WESTERN TERMINAL ELEVATOR.

## STATEMENT showing Official Stocks with Surpluses and Deficits as at July 31, 1917.

Grade.	Official Stocks. July 31, 1917	Outstanding Receipts July 31, 1917		Over.	Short.	Adjustments by Registrar.
		Bush.	Bush.			
<i>Wheat—</i>						
One Northern.....	75,110-00	53,544-50	21,565-10			
Two Northern.....	89,698-30	107,244-20			17,545-50	Apply One Northern.
Three Northern.....	23,797-50	24,368-20			570-30	Apply One Northern.
Dried Three Northern.....	1,044-00	1,044-00				
Number Four Special.....	3,090-30	3,045-40	44-50			
Number Four.....	37,099-10	34,931-00	2,168-10			
Number Five Special.....	7,431-30	7,504-30				
Number Five.....	30,981-10	31,134-20			73-00	Apply Number Four Special, balance One Nor.
Number Six Special.....	3,869-00	3,869-00			153-10	Apply Number Four.
Number Six.....	2,227-00	2,226-10	0-50			
Feed Wheat.....	3,538-20	3,361-20	177-00			
Rej. Three Northern.....		163-00			163-00	
Rej. Number Four.....		55-00			53-00	Apply One Northern.
Smutty One Northern.....		5-40			5-40	Apply Number Four.
Smutty Three Northern.....		37-40			37-40	Apply One Northern.
Smutty Number Six.....		100-20			100-20	Apply One Northern.
N.G. Two Northern, tough.....	3,740-30	3,699-30	41-00			Apply Number Four.
N.G. Three Northern, tough.....	5,865-20	5,721-00	144-20			
N.G. Number Four, tough.....	4,191-10	4,158-40	32-30			
N.G. Number Six, tough.....		232-20			232-20	
Feed, tough.....		40-40				Apply N.G. Number Four tough, N.G. Three Northern tough, N.G. Two Northern tough, Bal. Number Four.
N.G. Rej. Three Northern, tough.....	4,926-10	2,805-10	2,121-40		40-40	Apply Feed Wheat.
N.G. Reg. Number Four, tough.....	6,518-10	1,367-00	5,151-10			
Rej. One Northern mixed, heated.....	1,589-30	1,589-30				
Rej. Two Northern mixed, heated.....	648-00		648-00			
Rej. Three Northern mixed, heated.....	1,495-20	1,490-30			1-10	Apply N.G. Rej. Three Northern, tough.
Rej. Number Four, mixed, heated.....	1,502-10	1,502-10				
Rej. Number Five, mixed, heated.....	70-20					
N.G. Rej. Three Northern, tough, mixed, heated.....	449-30	450-20			50	Apply N.G. Rej. Three Northern tough.
Rej. Number Four, mixed, fireburnt.....	0-40		0-40			
Cond. Two Northern, tough.....	83-10		83-10			
Rej. Two Northern Rej., mixed, heated.....		648-00			648-00	Apply Rej. Two Northern, mixed, heated.
	308,967-00	296,422-20	32,177-50		19,633-10	



## SESSIONAL PAPER No. 10b

Rej. Barley.....	274-28	274-28	.....	.....	.....
NG. Rej. Barley, tough.....	1, 233-16	1, 233-16	.....	.....	.....
Net Surplus.....	10,066-15	9,950-30	115-33	115-33	.....
<i>Flax—</i>					
One N.W.C. Flax.....	99,273-24	87,943-54	11,329-26	.....	.....
Two C.W. Flax.....	27,536-39	43,105-09	.....	.....	15,568-26 Apply Number One N.W.C. Flax. Buy balance
Three C.W. Flax.....	8,266-13	11,819-03	.....	.....	3,532-46 Buy.
NG. Two C.W. Flax, tough.....	.....	32-40	.....	.....	32-40 Buy.
Rej. One N.W.C. Flax, Mixed, heated.....	2,208-02	1,387-27	820-31	.....	64-04
Rej. One N.W.C. Flax, Mixed, Fireburnt.....	.....	64-04	.....	.....	68-53
Rej. Flax, Mixed, Bkn., Wheat.....	227-51	296-48	.....	.....	Apply Rej. One N.W.C. Flax, Mixed, heated.
Net Deficit.....	137,512-17	144,649-17	12,150-01	.....	.....
<i>Mixed Grain—</i>					
Rej. Mixed Grain.....	Lb.	Lb.	Lb.	Lb.	.....
NG. Rej. Mixed Grain, tough, Rej. Oats Mixed, heated..	394,340	426,760	.....	.....	32,420 Buy.
	24,000	54,270	.....	.....	30,270
Net Deficit.....	Lb.	Lb.	Lb.	Lb.	.....
	418,340	481,030	.....	.....	62,690
					62,690

## GRAIN GROWERS' ELEVATOR.

## STATEMENT showing Official Stocks with Surpluses and Deficits as at July 31, 1917.

Grade.	Official Stocks July 31, 1917.	Outstanding Warehouse Receipts, July 31, 1917.	Over.		Short.	Adjustments by Registrar.
	Bush.	Bush.	Bush.	Bush.		
<i>Wheat—</i>						
No. 1 Hard.....	3,764-10	1,061-20	2,702-50			
1 Northern.....	143,084-10	115,285-10	27,799-00			
2 Northern.....	122,451-40	116,303-50	6,147-50			
3 Northern.....	56,923-00	45,927-20	10,995-40			
No. 4 Special.....	4,275-20	3,569-20	706-00			
No. 4.....	9,757-20	11,180-20			1,423-00	Apply 3 Northern.
No. 5 Special.....	4,811-30	5,336-20			524-50	Apply No. 4 Special.
No. 5.....	12,379-30	10,435-20	1,944-10			
No. 6 Special.....	1,388-40	1,444-10			55-30	Apply No. 4 Special.
No. 6.....	14,231-30	10,724-50	3,506-40		188-30	Apply No. 6.
Feed.....	4,457-30	4,046-00				
Rej. 1 Nor.....	943-30	943-30				
Rej. 2 Nor.....	517-40	517-40				
Rej. 3 Nor.....	1,365-10	1,365-10				
Rej. No. 4 Special.....	280-00		280-00			
Rej. No. 4.....	999-30	999-30				
Rej. No. 5 Special.....	2,668-40	3,129-50				
No. 2 Alta. Red Winter.....	965-30	965-30				
No. 3 Alta. Red Winter.....	954-40	964-40			461-10	Apply Rej. No. 4 Spl. and No. 4 Spl. Balance 3 Nor.
Rej. 1 Nor. Mx. Hld.....	293-50	-50	293-00			
	386,522-50	334,800-40	54,375-10	2,653-00		
<i>Account of uncanceled shipments—</i>						
No. 4 Special.....			9,298-40			
No. 6 Special.....			1,500-00			
No. 6.....			1,500-00			
No. 2 Alta. Red Winter.....			307-30			
No. 3 Alta. Red Winter.....			920-10			
No. 4 Red Winter.....			33-00			
Rej. 1 Nor.....			222-00			
Rej. 2 Nor.....			231-50			

## SESSIONAL PAPER No. 10b

Ref. 3 Nor.....				18-10	
Ref. No. 4.....				990-30	
				69,397-30	2,653-00
Total Net Surplus.....				66,744-30	
<i>Oats—</i>					
1 C.W. Oats.....	2,184-04	2,052-02		132-02	
2 C.W. Oats.....	104,574-14	102,863-10		1,711-04	
3 C.W. Oats.....	12,233-28	11,842-22		391-06	
Ex. 1 Feed.....	65,016-08	60,673-30		4,342-10	
1 Feed.....	10,562-22	8,392-32		2,169-24	
2 Feed.....	4,295-20	9,912-12			5,616-26
					Apply No. 1 Feed and Ex. 1 Feed Oats.
Total Net Surplus.....	198,860-26	195,737-06		8,746-12	5,616-26
				3,129-20	
<i>Barley—</i>					
3 C.W. Barley.....	5,460-36	3,722-30		1,738-06	
4 C.W. Barley.....	3,561-32	4,594-18			1,032-34
Feed.....		311-02			311-02
Rejected.....	529-35	529-35			
					Apply No. 3 C.W. Barley.
Total Net Surplus.....	9,552-07	9,157-37		1,738-06	1,343-36
				394-18	
<i>Rye—</i>					
No. 2 Rye.....		12-38			12-38
					12-38
Total Net Deficit.....					Buy.
<i>Mixed—</i>					
Ref. Mxd. Grain.....	Lbs.	Lbs.		Lbs.	
	491,690	209,660		282,030	
Total Net Surplus.....				282,030	

## FORT WILLIAM ELEVATOR.

STATEMENT showing Official Stocks with Surpluses and Deficits as at July 31, 1917.

Grade.	Official Stocks, July 31, 1917.		Outstanding Warehouse Receipts, July 31, 1917.		Over.		Short.		Adjustments by Registrar.
	Bush.	Bush.	Bush.	Bush.	Bush.	Bush.	Bush.	Bush.	
<i>Wheat</i> —									
1 Northern.....	125,565-20	61,905-10	63,700-10						
2 Northern.....	76,538-50	37,189-40	39,449-10						
3 Northern.....	15,636-00	8,305-10	7,330-50						
No. 4 Special.....	2,049-50	1,376-20	673-30						
No. 4.....	19,311-00	15,995-40	3,315-20						
No. 5 Special.....	3,321-20	1,377-30	1,943-50						
No. 5.....	13,737-20	16,112-10							2,374-50 Apply No. 4.
No. 6 Special.....	3,447-40	4,879-30							1,431-50 Apply No. 5 Special.
No. 6.....	9,528-40	6,058-20	3,470-20						2,899-20 Apply No. 6.
Feed.....	224-50	3,124-10							
3 Alta. Red Winter.....	546-40	545-40	1-00						
Dried 3 Northern.....		1,409-40							1,409-40 Apply 3 Northern.
Dried No. 4.....		4,637-40							4,637-40 Apply No. 4, balance 3 Nor.
Reg. 3 Alta. Red Winter.....	1,082-50	1,082-50							
Reg. 2 Northern.....	1,443-40	1,447-10							
Reg. 3 Northern.....	1,615-50	1,433-10	182-40						3-30 Apply 2 Northern.
Reg. No. 4 Special.....		385-00							385-00 Apply No. 4 Special.
Reg. No. 4.....	1,077-50	1,029-40	48-10						
Smutty No. 1 Northern.....	1,474-40	1,619-50							145-10 Apply 1 Northern.
Smutty 2 Northern.....	1,083-20	1,381-20							298-00 Apply 2 Northern.
Smutty 3 Northern.....	179-10	476-00							296-50 Apply 3 Northern.
Smutty No. 4.....	702-00	675-40	26-20						
Smutty No. 5.....		6-00							6-00 Apply Smutty No. 4.
N.G. 1 Northern Tf.....		0-20							0-20 Apply 1 Northern.
N.G. 2 Northern Tf.....	520-30	1,939-50							1,419-20 Apply 2 Northern.
N.G. 3 Northern Tf.....	1,557-30	2,704-20							1,146-50 Apply 3 Northern.
N.G. 4 Tough.....	532-20	2,060-40							1,528-20 Apply 3 Northern.
N.G. 5 Special Tf. Minus.....	1,313-10		597-20						1,313-10 Apply No. 4 Spl. No. 5 Spl. Balance 2 Northern
N.G. No. 5 Tf.....	597-20								
N.G. 6 Tf.....	2,900-20	2,412-30	487-50						
N.G. Feed Tf. Minus.....	453-40								453-40 Apply N.G. No. 6 Tf.
N.G. Smutty 2 Nor. Tf.....	292-20	286-20							
N.G. Reg. 4 Spec. Tf.....	401-40	6-00	401-40						

## SESSIONAL PAPER No. 106

Rej. 2 Nor. Mx. Htd.	18-30	94-10	75-40 Apply 2 Northern.
Rej. 3 Nor. Mx. Htd.		272-00	272-00 Apply Rej. 3 Nor. Balance 2 Nor.
Rej. 5 Mx. Htd.		329-40	329-40 Apply N.G. No. 5 Tf.
Smutty Rej. 2 Nor. Mx. Htd.		12-00	12-00 Apply 2 Northern.
N.G. Tf. Rej. 5 Mx. Htd.	2,570-40	2,703-10	132-30 Apply N.G. No. 5 Tf.
Condemned No. 1.		12-20	12-20 Apply 2 <sup>o</sup> .
Total Net Surplus	286,291-10	185,280-40	20,583-40
<i>Oats</i> —			
1 C.W. Oats.	7,111-06	4,583-08	
2 C.W. Oats.	89,711-16	57,175-20	
3 C.W. Oats.	11,121-16	12,611-06	
Ex. 1 Feed Oats.	11,698-18	7,924-24	1,489-24 Apply 2 C.W. Oats.
1 Feed Oats.	10,231-26	10,218-18	
2 Feed Oats.	10,919-24	8,867-32	
Dried 2 C.W. Oats.	7,512-02	7,512-02	
2 Mix. Oats. Minus.	3-18		3-18 Apply 2 C.W. Oats.
N.G. 2 C.W. Oats Tf.	5,855-20	3,739-24	
N.G. Ex. 1 Feed Oats Tf.	6,362-22	5,601-26	
N.G. 1 Feed Oats Tf.	5,960-00	4,192-24	
N.G. 2 Feed Oats Tf.	3,000-00	3,636-16	
Dried Rej. Oats Mx. Htd.	6,967-32	6,967-32	636-16 Apply 2 Feed.
N.G. Rej. Oats Tf. Mx. Htd.	6,760-20	2,192-32	107-12 Apply Dr. Rej. Oats Mixed Htd.
Dried Cond. Oats.	2,192-32		7,183-18 Apply Dr. Rej. Oats Mx. Htd. Bal. N.G. 1 Feed Oats Tf.
Rej. Oats Htd.	3,319-04	10,502-22	2,182-22 Apply Dr. Cond. Oats.
Condemned Oats			
Total Net Surplus	188,721-16	138,105-02	11,603-08
<i>Barley</i> —			
3 C.W. Barley.	3,347-04	2,732-34	
4 C.W. Barley.	3,656-22	3,641-00	
Feed Barley.	556-12	735-10	
N.G. 4 C.W. Barley Tf.	1,454-28	1,866-22	178-46 Apply No. 4 C.W. & No. 3 C.W. Barley.
Rej. Barley Mx. Htd.	8-26	8-26	411-42
Account of uncanceled shipments—3 C.W. Bar.	9,022-44	8,975-18	590-40
Total Net Surplus			590-40
<i>Flax</i> —			
1 N.W.C. Flax.	17,610-40	14,500-49	
2 C.W. Flax.	31,160-14	32,944-29	
3 C.W. Flax.	5,248-15	5,081-52	1,784-15 Apply No. 1 N.W.C. Flax.

PORT WILLIAM ELEVATOR—Concluded.  
STATEMENT showing Official Stocks with Surpluses and Deficits as at July 31, 1917—Concluded.

Grade.	Official Stocks, July 31, 1917.	Outstanding Warehouse Receipts, July 31, 1917.	Over.	Short.	Adjustments by Registrar.
<i>Flax—Con.</i>					
Rej. Flax.....	Bush.	Bush.	Bush.	Bush.	
Rej. 1 N.W.C. Flax Mx. Bk. Wht.....		0-48		0-48	
Rej. Flax Mx. Brkn. Wht.....		231-06		231-06	
Rej. 1 N.W.C. Flax Mx. Htd.....	147-00	619-37		472-28	
Rej. 2 C.W. Flax Mx. Htd.....		107-14		107-14	
N.G. 2 C.W. Flax Tt.....		5-42		5-42	
N.G. Tt. Rej. Flax Mx. Brkn. Wht.....		5-24		5-24	
		74-21		74-21	Apply N. 3 C.W. and 1 N.W.C. Flax.
Total Net Surplus.....	54,166-22	53,574-42	3,276-10 591-36	2,684-30	
<i>Mixed Grain—</i>					
Rej. Mx. Grain.....	Lbs.	Lbs.	Lbs.		
Rej. Mx. Grain Rej. Mx. Htd.....	560,270 13,750	538,607	21,663 13,750		
Total Net Surplus.....	574,020	538,607	35,413 35,413		

## SESSIONAL PAPER No. 106

## EASTERN "A" AND "C" ELEVATORS.

STATEMENT showing Official Stocks with Surpluses and Deficits as at July 31, 1917.

Grade.	Official Weigh-up, July 31, 1917.	Outstanding Warehouse Receipts, July 31, 1917.	Over.	Short.	Adjustments by Registrar.
	Bush.	Bush.	Bush.	Bush.	
<i>Wheat</i> —					
No. 1 Hard.....	1,072-30		1,072-30		
1 Northern.....	38,552-30	40,981-30		2,429-00	Apply 1 Hrd. Buy balance.
2 Northern.....	32,960-30	23,000-40	9,959-50		
3 Northern.....	19,208-00	17,248-50	1,959-10		
No. 4 Special.....	3,355-40	34-10	3,321-30		
No. 4.....	29,690-50	27,094-50	1,996-00		
No. 5 Special.....	1,086-00	2,016-00		930-00	Apply No. 4 Special.
No. 5.....	11,345-20	12,458-00		1,112 40	Apply No. 4.
No. 6.....	4,224-30	2,957-30	1,267-00		
Feed.....	4,612-20	4,365-10	246-10		
Reg. 3 Northern.....	273-40		273-40		
Reg. No. 4.....	719-10	722-50		3-40	Apply No. 4.
Reg. No. 5 Special.....	360-00		360-00		
2 Alta. Red Winter.....		3-20		3-20	Apply 2 <sup>n</sup> .
3 Alta. Red Winter.....	987-00	987-00			
Smutty 1 Northern.....	1,877-00	2,185-00			
Smutty 2 Northern.....	1,766-40	1,040-50	725-50		
Smutty 3 Northern.....	4,184-40	3,201-50	982-50	308-00	Apply 2 Northern.
Smutty No. 4.....		19-20			
Smutty No. 5.....	1,103-10	1,099-20	3-50	19-20	Apply Smutty 3 Nor.
N.G. 1 Northern Tf.....	1,478-20	1,522-10		43-50	Apply 2 Northern.
N.G. 2 Northern Tf.....	3,682-30	2,837-00	845-30		
N.G. 3 Northern Tf.....	1,001-50	6,294-30		5,292-40	Apply N.G. 2 Nor. Tf. 3 Nor. Balance 2 Nor.
N.G. No. 4 Tf. Spec.....	81-10		81-10		
N.G. No. 4 Tf.....	6,064-50	6,916-40		851-50	Apply No. 4.
N.G. No. 5 Tf.....	16,265-00	14,502-00	1,763-00		
N.G. No. 6 Tf. Spec.....	329-50		329-50		
N.G. No. 6 Tf.....	4,544-00	4,261-30	282-30		
N.G. Feed Tf.....	1,477-30	1,467-20	10-10		
N.G. Tf. No. 4 Red Winter.....	9-30		9-30		
N.G. Reg. 2 Nor. Tf.....	1,134-00	1,134-10		0-10	Apply 2 Nor.
N.G. Reg. 3 Nor. Tf.....	22-50		22-50		

## EASTERN "A" AND "C" ELEVATORS—Concluded.

STATEMENT showing Official Stocks with Surpluses and Deficits as at July 31, 1917—Concluded.

Grade.	Official Weigh-up July 31, 1917.	Outstanding Warehouse Receipts, July 31, 1917.	Over.	Short.	Adjustments by Registrar.
<i>Wheat—Con.</i>					
N.G. Rej. No. 4 Tf.	Bush.	Bush.	Bush.	Bush.	
N.G. Smutty 2 Nor. Tf.	1,331-30	1,294-10	37-20	21-50	Apply Smutty 2 Nor.
N.G. Smutty 3 Nor. Tf.		21-50		11-10	Apply Smutty 3 Nor.
Rej. 3 Nor. Mx. Htd.		11-10			
Rej. 4 Mx. Htd.	308-00		308-00		
N.G. Rej. 3 Nor. Tf. Mx. Htd.	516-20		516-20		
N.G. Rej. No. 4 Mx. Htd.	85-40		85-40		
N.G. Rej. No. 5 Mx. Htd.	1,100-00	1,102-30		2-30	Apply Rej. No. 4 Mxd. Htd.
Rej. 2 Nor. Mx. Fireburnt.	5-20		5-20		
Rej. No. 5 Mx. Htd.	0-50		0-50		
N.G. Rej. No. 5 Tf. Htg.	496-40	567-40		567-40	Apply Rej. 4 Mx. Htd. Balance N.G. Rej. 3 Nor.
Smutty Rej. 3 Northern.	1,267-40	496-40			Tf. Mxd. Htd.
		1,267-40			
Total Net Surplus.	197,982-50	183,113-40	26,466-50	11,597-40	
			14,869-10		
<i>Oats—</i>					
1 C.W. Oats.	15-10		15-10		
2 C.W. Oats.	78,053-08	74,646-14	3,406-28		
3 C.W. Oats.	10,094-01	9,461-16	632-22		
Ex. 1 Feed Oats.	23,051-28	25,607-28		2,556-00	Apply No. 1 C.W. and 2 C.W. Oats.
1 Feed Oats.	5,919-14	8,162-28		2,213-14	Apply 2 C.W. 3 C.W. Buy balance.
2 Feed Oats.	1,635-28	4,876-24		3,242-30	Buy.
N.G. 1 C.W. Oats Tf.	2,010-00		2,010-00		
N.G. 2 C.W. Oats Tf.	30,881-33	27,068-32	3,813-01		
N.G. 3 C.W. Oats Tf.	5,169-13	6,728-08		1,558-29	Apply N.G. 2 C.W. Oats Tf.
N.G. Ex. 1 Feed Oats Tf.	19,678-08	10,380-10	9,297-32		
N.G. 1 Feed Oats Tf.	2,670-20	8,252-27		5,582-07	
N.G. 2 Feed Oats Tf.	3,006-06	3,142-12		136-06	Apply N.G. Ex. 1 Feed Oats Tf.
N.G. Rej. Oats Tf. Mx. Htd.	1,688-08	1,696-28		8-20	
N.G. Tf. Oats and Wild Oats Mx.	375-30	360-30	15-00		
Net Surplus.	184,278-06	180,385-19	19,190-25	15,298-04	
			3,892-21		

## SESSIONAL PAPER No. 10b

<i>Barley—</i>									
Ex. 3 C.W. Barley.....	272-44	5,178-22	272-44	295-46	Apply 3 C.W. Barley, buy balance.				
3 C.W. Barley.....	4,882-24	3,257-44		399-28	Buy.				
4 C.W. Barley.....	2,858-16	381-32	0-10	161-32	Apply N.G. 3 C.W. Barley Tf. Buy balance.				
N.G. 3 C.W. Barley Tf.....	381-32								
N.G. Feed Barley Tf. Minus.....	161-32								
	8,233-36	8,817-40	273-06	857-10					
Net Deficit.....				584-04					
<i>Rye—</i>									
N.G. No. 2 Rye Tf.....	73-42	73-42							
<i>Mixed Grain—</i>									
Rej. Mx. Grain.....	Lbs.	Lbs.	Lbs.						
N.G. Rej. Mx. Grain Tf.....	38,640	38,640	38,640						
	242,340	13,990	228,350						
Net Surplus.....	280,980	13,990	266,990						
			266,990						
<i>Scalpings—</i>									
Oat scalpings.....	1,760		1,760						
Net Surplus.....			1,760						

## GRAND TRUNK PACIFIC ELEVATOR.

STATEMENT showing Official Stocks with Surpluses and Deficits as at July 31, 1917.

Grade.	Official Stocks, July 31, 1917		Outstanding Warehouse Receipts, July 31, 1917		Over.	Short.	Adjustments by Registrar.
	Bush.	Bush.	Bush.	Bush.			
<i>Wheat—</i>							
1 Northern.....	62,940-10		48,870-20	14,069-50			
2 Northern.....	66,144-50		56,088-40	10,056-10			
3 Northern.....	86,141-30		43,214-40	42,926-50			
No. 4 Special.....	24,868-30		15,814-40	9,023-50			
No. 1.....	107,320-10		89,509-00	17,811-10			
No. 5 Special.....	10,219-00		2,527-00	7,692-00			
No. 5.....	42,638-20		25,327-30	17,310-50			
No. 6 Special.....	3,899-30		1,736-00	2,163-30			
No. 6.....	20,069-10		16,203-40	3,865-30			
Feed.....	-1,920-20		4,249-10				6,169-30 Buy.
Dr. 1 Northern.....		995-00	1,074-50				1,074-50 Apply 1 Nor.
Dr. 2 Northern.....		5,364-00		995-00			
Dr. 3 Northern.....			2,092-30	3,271-30			
Dr. No. 4 Special.....			1,043-10				1,043-10 Apply No. 4 Special.
Dr. No. 4.....			20,139-30				20,139-30 Apply No. 4 and 3 Nor.
Dr. No. 5 Special.....			2,987-40				2,987-40 Apply No. 5 Special.
Dr. No. 5.....			5,796-00				5,796-00 Apply No. 5.
Dr. No. 6 Special.....			912-40				912-40 Apply No. 6 Special.
Dr. No. 6.....			3,122-10				3,122-10 Apply No. 6.
Rej. 1 Northern.....		1,082-20	1,082-30				0-10 Apply 1 Nor.
Rej. 2 Northern.....		3,120-10	3,845-10				725-00 Apply 2 Nor.
Rej. 3 Northern.....		11,799-40	7,179-30				
Rej. No. 4 Special.....		1,269-10	2,821-30				
Rej. No. 4.....		5,908-10	4,163-20				
Rej. No. 5 Special.....		1,711-00	563-00				
Rej. No. 5.....		1,979-00					
Dr. Rej. 2 Northern.....			550-40				
Dr. Rej. 3 Northern.....		9-40	1,104-30				550-40 Buy.
Smutty 1 Northern.....		4,456-40		9-40			1,104-30 Apply Rej. 3 Nor.
Smutty 2 Northern.....			3,222-10				
Smutty 3 Northern.....			2,237-40				
Smutty 4 Special.....		1,958-30					
Smutty 4.....		4,428-40	4,185-00				
							2,237-40 Apply Dr. Smutty 3 Nor., bal. Sm. 2 Nor.
							1,958-30
							243-40

## SESSIONAL PAPER No. 10b

Smutty 5.....	1,302-40	1,006-10	296-30		
Smutty 6.....	91-40		91-40		
N.G. 1 Northern Tf.....	3,694-30	3,615-20	79-16		
N.G. 2 Northern Tf.....	25,520-20	30,881-00		5,360-40	Apply 2 Nor.
N.G. 3 Northern Tf.....	33,170-20	45,892-50		12,622-30	Apply 3 Nor.
N.G. 4 Special Tf.....	3,083-10	5,789-30		2,106-40	Apply No. 4 Special.
N.G. No. 4 Tf.....	30,733-50	36,064-00		5,330-10	Buy No. 4 Wheat.
N.G. No. 5 Special Tf.....	2,179-30	1,137-00	1,042-30		
N.G. No. 5 Tf.....	13,082-50	14,538-50		1,456-00	Apply No. 5.
N.G. No. 6 Special Tf.....		1,057-30		1,057-30	Apply No. 6 Special.
N.G. No. 6 Tf.....	7,133-50	6,498-10	633-40		
N.G. Feed Tf.....	4,222-20	2,792-40	1,429-40		
Dr. Smutty 3 Northern.....	1,567-30		1,567-30		
N.G. Rej. 2 Northern Tf.....	1,740-10		1,740-10		
N.G. Rej. 3 Northern Tf.....	1,477-50	995-30	482-20		
N.G. Rej. 4 Tf. Special.....	1,027-10		1,027-10		
N.G. Rej. No. 4 Tf.....	725-10		725-10		
N.G. Sm. 2 Nor. Tf.....	1,376-40	1,795-50		419-10	Buy.
N.G. Sm. 3 Nor. Tf.....	2,033-20	2,059-10		25-50	
N.G. Sm. No. 6 Tf.....		581-40		581-40	
N.G. No. 6 and Musty.....		275-30		275-30	Apply N.G. No. 6 Tf.
Rej. 1 Nor. Mx. and Htd.....	1,891-30		1,891-30		
Rej. 2 Nor. Mx. Htd.....	4,481-00	1,794-10	2,686-50		
Rej. 3 Nor. Mx. Htd.....	2,499-10		2,499-10		
Rej. 4 Mx. Htd.....	6,460-50		6,460-50		
Rej. 5 Mx. Htd. Special.....	612-10		612-10		
Rej. 6 Mx. Htd.....	5,581-10	4,924-40	656-30		
N.G. Rej. 4 Tf. Mx. Htd.....	4,809-30	347-00	4,462-30		
N.G. Rej. 5 Tf. Mx. Htd.....	1,110-30	812-00	298-30		
N.G. Rej. 6 Tf. Mx. Htd.....	62-00	312-00			
N.G. Feed Rej. Tf. Mx. Htd.....	495-30	496-40		250-00	Apply N.G. Rej. No. 4 Mx. Htd
Rej. 3 Northern Rej. Mx. Htd.....	318-10	323-30		1-10	Apply No. 6 Tough.
N.G. Sm. Rej. 3 Nor. Tf. Htd.....	504-50		504-50	5-20	
N.G. Rej. 4 Tf. Mx. Htd. and Htg.....	127-30	127-30			
N.G. Rej. 6 Tf. Mx. Htd. and Htg.....	2,421-50		2,421-50		
N.G. Rej. 4 Tf. Rej. Mx. Htd. and Htg.....	6,590-40		6,590-40		
Rej. Sm. 5 Rej. Mx. Htd.....	975-00		975-00		
Cond. 1 Northern.....	2-10		2-10		
Cond. 2 Northern.....	795-50	688-20	107-30		
N.G. Cond. 2 Nor. Tf. Mx. Htg.....	1,146-30	1,146-30			
N.G. Sm. 6 Tf. Mx. Htg.....	506-40		506-40		
Dr. 3 Nor. Rej. Mx. Htd.....	567-10		567-10		
		917-40		917-40	Apply Rej. 3 Nor. Mx. Heated.
643, 223-20	538, 505-10	182, 543-50	77, 825-40		
A = ( ) Uncancelled shipments Cond. 2 Wheat.		12, 000-00			
Net surplus.....		194, 543-50	77, 825-40		
		116, 718-10			

GRAND TRUNK PACIFIC ELEVATOR—*Concluded.*

STATEMENT showing Official Stocks with Surpluses and Deficits as at July 31, 1917—*Concluded.*

Grade.	Official Stocks, July 31, 1917	Outstanding Warehouse Receipts, July 31, 1917	Over.	Short.	Adjustment by Registrar.
	Bush.	Bush.	Bush.	Bush.	
<i>Oats—</i>					
2 C.W. Oats.....	152,065-00	85,282-33	66,782-01		
Dr. 2 C.W. Oats.....		20,424-12		20,424-12	Apply 2 C.W. Oats.
3 C.W. Oats.....	40,994-14	39,943-03	1,051-11		
Ex. 1 Feed Oats.....	38,964-28	41,800-28		2,836-00	Apply 2 C.W. Oats.
1 Feed Oats.....	21,637-00	21,509-18	127-16		
2 Feed Oats.....	9,370-26	20,623-09		11,252-17	Apply No. 1 Feed 3 C.W. Bal. 2 C.W.
N.G. 2 C.W. Oats Ti.....	24,830-19	25,634-13		803-28	
N.G. 3 C.W. Oats Ti.....	1,686-26	3,608-18		1,921-26	
N.G. Ex. 1 Feed Oats Ti.....	1,961-06	6,385-03		4,423-31	Apply 2 C.W. Oats.
N.G. 1 Feed Oats Ti.....	1,829-14	4,634-04		2,804-24	
N.G. 2 Feed Oats Ti.....	170-10	2,252-22		2,082-12	
Rej. Oats.....	8,387-22	7,179-04	1,208-18		
Rej. Oats Mixed.....	29,681-18	19,811-14	9,870-04		
Dr. Rej. Oats Mx. Htd.....	4,033-28		4,033-28		
N.G. Rej. Oats Ti. Mx. Htd.....	3,755-00	3,561-16	193-18		
N.G. Rej. Oats Ti. and Htd.....	1,994-04		1,994-04		
N.G. Rej. Oats Rej. Mx. Htd. Htd.....	1,833-08		1,833-08		
Cond. Oats.....	25,000-18		25,060-18		
N.G. 2 C.W. Oats Ti. and Musty.....	525-30	1,585-10	15-00	1,585-10	Apply Rej. Mx. Htd.
Wild Oats and Oats.....	27-02	3,615-02		3,588-00	Apply Cond. heated oats.....
N.G. Cond. Ti. Mx. Htd.....					
	368,809-01	308,362-01	112,169-24	51,722-24	
Net surplus.....			60,447-00		
<i>Barley—</i>					
3 C.W. Barley.....	7,782-04	3,596-29	4,185-23		
4 C.W. Barley.....	9,073-24	8,400-40	672-32		
Feed Barley.....	333-14	592-34		926-00	Apply No. 4 C.W. Bal. 3 C.W. Bar.
Rej. Barley.....	2,198-26	2,432-34		224-08	
N.G. Rej. Barley Ti.....	3-06		3-06		
N.G. Feed Barley Ti.....	389-38	389-38			

SESSIONAL PAPER No. 10b

Rej. Barley Mx. Htd.....	48-28.....	48-28.....	48-28.....
Net Surplus.....	19,162-16	15,412-31	1,160-08
<i>Flax—</i>			
1 N.W.C. Flax.....	22,717-00	22,033-27	683-29
2 C.W. Flax.....	13,909-44	13,997-48	.....
3 C.W. Flax.....	3,894-00	3,771-55	122-01
Rej. Flax.....	21-24	4-00	88-04
Rej. 1 N.W.C. Mx. Htd.....	283-01	250-28	21-24
Rej. 3 C.W. Mx. Htd.....	1,086-34	711-03	4-00
Rej. Flax Mx. Brkn. Wht.....	46-19	119-47	73-28
Cond. Flax.....			187-00
Net Surplus.....	41,915-18	40,888-40	1,213-34
			1,026-34
<i>Rye—</i>			
Rej. rye.....		118-52	118-52
Net Deficit.....			Buy.
<i>Mixed Grain—</i>			
Rej. Mx. Grain.....	Lbs.	Lbs.	Lbs.
N.G. Rej. Mx. Gr. Tf.....	733,050	134,260	598,790
Rej. Mx. Gr. Rej. Mx. Htd.....	2,500		2,500
N.G. Rej. Mx. Gr. Tf. Ref. Mx. Htd.....	169,520	12,140	157,380
Smuffy Rej. Mx. Gr.....	65,770	6,300	65,770
	6,900		600
Net Surplus.....	977,740	152,700	825,040
			825,040
<i>Scalpings—</i>			
Wheat Scalpings.....	33,210		33,210
Scalpings.....	324,900		324,900
Net Surplus.....	358,110		358,110
			358,110

Apply 1 N.W.C. Flax.

Apply 3 C.W. Flax.

Apply Rej. 3 C.W. Mx. Htd. Bal. 3 C.W. Fl.

## PORT ARTHUR ELEVATOR.

## STATEMENT showing Official Stocks with Surpluses and Deficits as at July 31, 1917.

Grade.	Official Stocks, July 31, 1917.	Outstanding Wholesale Receipts, July 31, 1917.	Over.	Short	Adjustments by Registrar.
	Bush.	Bush.	Bush.	Bush.	
<i>Wheat—</i>					
1 Northern.....	81,737-20	50,925-10	30,812-10		
Dried 1 Northern.....	826-00			826-00	Apply 1 Nor.
2 Northern.....	223,685-00	177,017-10	56,637-20		
3 Northern.....	218,722-40	206,707-00	12,015-40		
4 Special.....	16,712-20	8,240-40	8,471-40		
No. 4.....	91,906-00	112,635-30		20,729-30	Apply 3 Nor. Bal. 2 Nor.
5 Special.....	9,551-20	7,565-30	2,045-50		
No. 5.....	182,324-20	166,864-50	15,459-30		
6 Special.....	9,445-40	10,713-30			
No. 6.....	169,679-50	179,695-30		1,267-50	Apply No. 5 Spl.
Feed.....	21,428-30	20,517-20	1,411-10	10,015-40	Apply 5.
3 Goose.....	1,067-20	1,007-20			
Reg. 1 Northern.....	5,453-00	3,042-40	2,410-20		
Reg. 2 Northern.....	644-50	683-40		38-50	
Reg. 3 Northern.....	2,689-50	3,004-50		315-00	Apply Rej. No. 1 Nor.
Reg. 4 Special.....	4,820-40	1,634-20	3,186-20		
Reg. 5 special.....	414-20	1,492-00		1,906-20	Apply Rej. No. 4 Spl.
Smutty No. 4.....	703-10	466-00	237-10		
Reg. 1 Northern.....	1,190-40	1,260-40		70-00	Apply No. 2 Nor.
Smutty 2 Northern.....	374-50	509-50		1,200-10	Apply No. 4 Spl.
Smutty No. 4.....	262-30	937-40			
Smutty 5 Special.....	695-20	283-00	412-20		
Smutty No. 5.....	469-20				
Smutty 6 special.....		667-50			
Smutty No. 6.....	1,027-00	1,029-50		469-20	Apply No. 5.
N.G. 1 Northern Tf.....	7,131-10	5,855-50	1,278-20	667-50	Apply Smutty No. 5 spl.; bal. 5 Spl.
N.G. 2 Northern Tf.....	41,735-20	41,032-20	703-00	2-50	Apply No. 5.
N.G. 3 Northern Tf.....	71,524-00	67,943-50	3,580-10		
N.G. 4 Special Tf.....	5,206-20	8,200-30		2,994-10	Apply N.G. 3 Nor. Tf.
N.G. 4 Tf.....	111,625-30	85,262-20	26,363-10		
N.G. 5 Special Tf.....	2,428-30	2,780-30		352-00	Apply N.G. No. 4 Tf.
N.G. 5 Tf.....	58,476-20	58,126-20	350-00		



## PORT ARTHUR ELEVATOR—Concluded.

STATEMENT showing Official Stocks with Surpluses and Deficits as at July 31, 1917—Concluded.

Grade.	Official Stocks, July 31, 1917	Outstanding Warehouse Receipts, July 31, 1917	Over.	Short.	Adjustments by Registrar.
<i>Oats—Con.</i>					
2 Mx. Oats.....	Bush. 2,209-14	Bush. 2,209-14			
N.G. 2 C.W. Oats Tf.....	58,047-18	87,398-30		29,351-12	Apply 2 C.W. Oats.
N.G. 3 C. W. Oats Tf.....	52,568-30	50,668-20	1,900-10		
N.G. Ex. 1 Feed Oats Tf.....	165,541-33	171,466-14		5,924-15	
N.G. 1 Feed Oats Tf.....	68,554-01	96,875-17		28,321-16	Apply 2 C.W. Oats.
N.G. 2 Feed Oats Tf.....	13,860-01	29,454-04		15,594-03	Apply N.G. 3 C.W. Oats Tf.
N.G. Rej. Oats Tf.....	1,882-12	1,882-12			
N.G. 2 C. W. Oats Tf. and Htg.....	1,222-32		1,222-32		
N.G. 3 C.W. Oats Tf. and Htg.....	1,883-28		1,883-28		
N.G. Ex. Feed Oats Tf. and Htg.....	12,235-30		12,235-30		
N.G. 1 Feed Oats Tf. and Htg.....	3,382-22		3,382-22		
N.G. 2 Feed Oats Tf. and Htg.....	5,693-18		5,693-18		
Rej. Oats Htd.....	86,006-32	74,265-29	11,741-03		
N.G. Rej. Oats Tf. and Htd..... Minus	12,765-00			12,765-00	Apply Rej. Oats Htd., bal. N.G. No. 2 Fd. Tf. and Htg.
N.G. Rej. Oats Tf. Htd. and Htg.....	41,814-04		41,814-04		
Cond. Oats.....	18,089-00	12,477-28	5,611-06		
Total Net Surplus.....	1,078,931-14	1,035,101-27	160,045-16	116,215-29	
			43,829-21		
<i>Barley—</i>					
3 C.W. Barley.....	43,833-44	31,118-42	12,715-02		
4 C.W. Barley.....	48,398-42	41,169-12	7,229-30		
Rej. Barley.....	5,642-40	5,223-06	419-34		
Feed Barley.....	11,795-32	12,161-04		365-20	Apply Rej. Barley.
N.G. 4 C.W. Barley Tf..... Minus	1,813-06			1,813-06	Apply No. 4 C.W. Barley.
Barley and Wild Oats.....	1,633-14	2,951-10		1,317-44	
Rej. Barley Mx. and Htd.....	4,831-16	3,894-00	937-16		
N.G. Rej. Barley Mx. Htd. Tf..... Minus	755-40			755-40	Apply Rej. Bar. Mxd. Htd., bal. No. 4 C.W.
Cond. Barley.....		557-00		557-00	
Total Net Surplus.....	113,566-46	97,074-26	21,301-34	4,809-14	
			16,492-20		

<i>Flax—</i>	48,873-37	44,496-34	4,377-03	5,694-00	Apply No. 1 N.W.C. Flax. Buy balance.
1 N.W.C. Flax.....	9,861-54	15,555-54		256-38	
2 C.W. Flax.....	4,650-21	4,907-03		138-49	Buy.
3 C.W. Flax.....		138-49		1-14	
Rej. Flax.....		1-14			
Rej. 1 N.W.C. Flax Mx. Brkn. Wht.....	1,581-27	787-13	794-14		
Rej. Flax Mx. Brkn. Wht.....	6,388-34	987-02	5,401-32		
Rej. 1 N.W.C. Flax Htd.....	247-46	1,413-41		1,661-31	Apply Rej. 1 N.W.C. Heated.
Rej. 2 C.W. Flax Htd.....	23-25	17-24		40-49	
Rej. 3 C.W. Flax Htd.....	353-43	462-16	353-43		
N.G. 1 N.W.C. Flax Tl. Rej. Mx. Htd. and Htg.....				462-16	Apply N.G. 1 N.W. Tl. Rej. Mxd. Htd. and Htg.; bal. Rej. 1 N.W. Htd.
Cond. Flax.....					
	71,438-33	68,707-26	10,926-36	8,255-29	
Total Net Surplus.....			2,671-07		
<i>Mixed Grain—</i>	Lb.	Lb.	Lb.	Lb.	
Rej. Mx. Grain.....	1,765,180	294,255	1,470,925		
N.G. Rej. Mx. Grain Tl.....	68,680	258,420		189,740	Apply Rej. Mxd. Grain.
Rej. Mx. Gr. Rej. Mx. Fire burnt.....	8,980		8,980		
N.G. Tl. Cond. Rej. Mx. Grain.....	40		40		
	1,842,880	552,675	1,470,945	189,740	
Total Net Surplus.....			1,290,205		
<i>Scalpings—</i>	Lb.	•	Lb.	Lb.	
Wheat Scalpings.....	239,780		239,780	Surplus.	
Oat Scalpings.....	120,200		120,200	Surplus.	
Flax Scalpings.....	51,390		51,390	Surplus.	

HORN'S ELEVATOR.  
STATEMENT showing Official Stocks with Surpluses and Deficits as at July 31, 1917.

Grade.	Official Stocks, July 31, 1917.	Outstanding Warehouse Receipts, July 31, 1917.	Over.	Short.	Adjustments by Registrar.
	Bush.	Bush.	Bush.	Bush.	
Wheat—					
1 Northern.....		1,623-30		1,623-30	Buy.
Dr. 1 Northern.....		1,176-50		1,176-30	Buy.
2 Northern.....	3,807-10	3,694-20	712-50		
Dr. 2 Northern.....	4,966-50	7,563-20		2,596-30	Apply 2 Nor. Buy balance.
3 Northern.....	20,288-50	5,307-30	14,981-20		
Dr. 3 Northern.....		15,748-10		15,748-10	Apply 3 Nor. Buy balance.
No. 4.....	35,645-20	6,470-40	28,924-40		
Dr. No. 4 Special.....		1,117-30		1,117-30	Buy.
Dr. No. 4.....		20,890-30		20,890-30	Apply No. 4.
No. 5.....	2,978-30		2,978-30		
Dr. No. 5.....	23,690-00	5,664-10	17,655-00	5,664-10	Apply No. 5 Special, buy balance.
No. 6.....		15,140-20		15,140-20	Apply No. 5.
Dr. No. 6.....	399-30	1,881-10	399-30	1,881-10	Apply No. 6 Special. Buy balance.
No. 6 Special.....	2,969-50	1,763-50	1,206-00		
Dr. No. 6.....		4,992-40		4,992-40	Apply No. 6, No. 5, balance No. 4.
Feed.....	2,919-00		2,919-00		
Dr. Feed.....		2,919-00		2,919-00	Apply Feed.
No. 3 Alta. Red Winter.....	1,091-00		1,091-00		
Dr. 3 Alta. Red Winter.....		1,102-00		1,102-00	Apply No. 3 A.R.W. Buy balance.
4 Alta. Red Winter.....	341-30	338-00	3-30		
Rej. 1 Northern.....	742-20		742-20		
Rej. 3 Northern.....	35-10		35-10		
Rej. 4 Special.....	1,805-20		1,805-20		
Rej. No. 4.....	958-10				
Dr. Rej. No. 4.....		1,051-00		92-50	Apply Rej. 3 Nor. Balance No. 4.
Rej. No. 4 Special.....	951-10	916-50		916-50	Apply No. 4.
Rej. No. 5 Special.....	1,110-00	2,252-30		1,301-20	Apply Rej. No. 4 Special.
Dr. Rej. No. 5 Special.....		1,135-30		25-30	Apply Rej. No. 4 Special.
Rej. No. 5.....		870-20		870-20	Apply Rej. No. 4 Special. Buy balance.
Smutty 3 Northern.....	182-40	261-10		261-10	Apply No. 4.
			182-40		



*HORN'S ELEVATOR—Concluded.*

STATEMENT showing Official Stocks with Surpluses and Deficits as at July 31, 1917—*Concluded.*

Grade.	Official Stocks, July 31, 1917.	Outstanding Warehouse Receipts, July 31, 1917.	Over.	Short.	Adjustments by Registrar.
	Bush.	Bush.	Bush.	Bush.	
Dr. Ex. 1 Feed Oats.....	9,768-02	26,353-18	9,768-02	26,353-18	Apply Ex. 1 Feed Oats.
1 Feed Oats.....		5,791-32		5,791-32	Apply No. 1 Feed Oats.
Dr. 1 Feed Oats.....	1,258-18	1,232-19	25-33	1,792-22	Apply No. 2 Feed. Bal. No. 1 Feed Oats.
2 Feed Oats.....	6,352-12	8,145-00			
Dr. 2 Feed Oats.....	436-06	436-06			
Rej. Oats.....	33,559-32	1,964-04	31,595-28	27,530-06	Apply Rej. Oats Mxd. Htd.
Rej. Oats Mxd. Htd.....	123-18	27,530-06			
Dr. Rej. Oats Mxd. Htd.....	7,214-24	123-18	7,214-24	9,166-26	Apply Cond. Oats and Rej. Oats Mxd. Htd.
Cond. Oats.....	19,523-08	9,166-26	19,523-08	15,899-04	Apply Cond. Oats Mxd. Htd.
Dr. Cond. Oats.....		15,899-04			
Dr. Cond. Oats Mxd. Htd.....	134,745-24	131,690-32	115,858-09	112,803-17	
Account Uncancelled Shipments—Ex. 1 Feed Oats.....			788-14		
			116,646-23	112,803-17	
Net Surplus.....			3,843-06		
<i>Barley—</i>					
Ex. 3 C.W. Barley.....	339-18	1,308-34	309-28	1,308-34	Buy.
3 C.W. Barley.....		29-38			
Dr. 3 C.W. Barley.....	1,818-34	1,739-20		1,739-20	Apply No. 3 C.W. Barley. Buy balance.
4 C.W. Barley.....	662-26	5,471-20		3,652-34	Buy.
Feed Barley.....	1,664-08	1,668-26		6-00	Apply Rej. Barley.
Rej. Barley.....	609-18	1,114-38	549-18		
Rej. Barley Mxd. Htd.....		609-18			
Net Deficit.....	5,094-08	10,942-02	858-46	6,706-40	
				5,847-42	



DOMINION GOVERNMENT ELEVATOR, PORT ARTHUR.  
STATEMENT showing Official Stocks with Surpluses and Deficits as at July 31, 1917.

Grade.	Official Stocks, July 31, 1917.	Grain in store P.A. O/S, Warehouse Receipts held by Interior Elev.	Outstanding Warehouse Receipts, July 31, 1917.	Over.	Short.	Adjustments by Registrar.
	Bush.	Bush.	Bush.	Bush.	Bush.	
<i>Wheat—</i>						
1 Northern.....	99,829-00		80,090-40	19,738-20		
Dr. 1 Northern.....	15,176-20		1,250-20	13,926-00		
2 Northern.....	203,550-20	5,272-10	129,877-50	68,400-20		
Dr. 2 Northern.....	32,830-00		33,077-20		247-20	Apply 2 Northern.
3 Northern.....	237,490-00	27,798-10	190,093-50	18,998-40		
Dr. 3 Northern.....	3,804-30		1,912-50	1,891-40		
No. 4 Special.....	10,744-30	101-30	8,427-10	2,215-50		
No. 4.....	101,542-10		104,886-30		3,344-20	Apply 3 Northern.
No. 5 Special.....	24,892-20		8,360-40	16,531-40		
No. 5.....	83,179-30		78,972-30	4,207-00		
No. 6 Special.....	7,073-10		607-00	6,466-10		
No. 6.....	59,339-50		64,190-20		4,850-30	Apply No. 5 balance 5 special.
Feed.....	37,831-10	21,680-40	24,221-00		8,070-30	Apply No. 6 special, balance No. 5.
No. 3 Alta. Red Winter.....	647-50		625-10	22-40		
No. 4 Red Winter.....	1,458-50		1,459-10		0-20	Apply No. 3 A.R.W.
Reg. 1 Northern.....	1,512-40		1,863-10		350-30	Apply 1 Northern.
Reg. 2 Northern.....	3,882-50		4,405-30		522-40	Apply 2 Northern.
Reg. 2 Nor. a-c Coal & Stones.....	437-40	437-00		0-40		
Reg. 3 Northern.....	1,217-50		307-50	910-00		
Reg. No. 4.....	4,707-30		3,701-30	1,006-00		
Reg. No. 5.....	1,432-00		2,880-50		1,428-50	Apply No. 5.
Reg. 5 Special.....	913-50			913-50		
Reg. Feed.....	1-20			1-20		
Smutty 1 Northern.....	317-40			317-40		
Smutty 2 Northern.....	2,843-20		3,756-10		912-50	Apply Dr. Smutty. 2 Nor.
Smutty 3 Northern.....	38-10		1,113-40		1,075-30	Apply 3 Nor.
Smutty 4.....	49-30		18-20	31-10	684-40	Apply Smutty. No. 4, balance No. 5.
Smutty No. 5.....	351-20		1,036-00			
Smutty No. 6.....	4,299-30		2,903-10	1,396-20		
Smutty Feed.....	352-10		352-10			
Smutty 3 Alta. Red Winter.....	1,272-50		1,267-00	5-50		
Dr. Smutty 2 Northern.....	1,949-00			1,949-00		

## SESSIONAL PAPER No. 106

N.G. 1 Northern Tf.	183-10	110-40	72-30	4,975-50	Apply N.G. 1 Nor. Tf. Balance 2 Nor.
N.G. 2 Northern Tf.	22,774-30	27,553-50		27,008-50	Apply Dr. 3 Nor. Balance 3 Nor.
N.G. 3 Northern Tf.	19,328-30	44,891-00		2,919-30	Apply 3 Northern.
N.G. No. 4 Tf.	23,881-10	26,800-40	29-30		
N.G. No. 5 Tf.	13,713-00	13,683-10	31-50		
N.G. No. 6 Tf.	6,909-00	6,877-10		710-30	Apply No. 4 Special.
N.G. No. 4 Special Tf.	6,064-50	6,775-20		999-30	Apply No. 5 Special.
N.G. No. 5 Special Tf.	1,413-30	1,413-30		922-40	Apply Dr. Rej. 1 Nor. Mxd. Htd. Bal. 1 Nor.
N.G. No. 6 Special Tf.	1,390-10	2,389-40		1,469-50	Apply Dr. Rej. 2 Nor. Mxd. Htd.
N.G. Feed Tf.	5,538-20	5,510-20	28-00		
Rej. 1 Mxd. Htd. Northern	1,056-00	822-10			
Rej. 2 Nor. Mxd. Htd	269-00	1,738-50			
Dr. Rej. 2 Nor. Mde. Htd	1,798-50		1,798-50		
Dr. Rej. 1 Northern Mxd. Htd	797-50		797-50		
Rej. 3 Northern Mxd. Htd	5,539-10	4,317-50	1,221-20		
Dr. Rej. 3 Nor. Mxd. Htd	3-40		3-40		
Rej. No. 4 Mxd. Htd	1,738-40	108-20	1,630-20		
Rej. No. 5 Special Mxd. Htd	2,564-30	2,430-00	134-30		
Rej. No. 5 Mxd. Htd	5,711-10	2,624-30	3,086-40		
Rej. No. 6 Mxd. Htd	3,094-50	2,488-30	606-20		
Rej. Feed Mxd. Htd	3,274-00	1,269-30	2,004-30		
Smutty Rej. 2 Nor. Mxd. Htd	1,131-20		1,131-20		
Smutty Rej. 3 Nor. Mxd. Htd	1,007-20		1,007-20		
Smutty Rej. No. 4 Mxd. Htd	1,008-50		1,008-50		
Dr. Rej. No. 5 Rej. Mxd. Htd	844-10		844-10		
Rej. 3 Nor. Mxd. Fire Burnt	1,059-00	1,093-20		34-20	Apply Rej. 3 Nor. Mxd. Htd.
Rej. No. 4 Mxd. Sand & Gravel	14-00		14-00		
Smutty 2 Nor. Mxd. Htd		15-10		15-10	Apply Dr. Smutty 2 Nor.
Smutty 3 Nor. Mxd. Htd		969-50		969-50	Apply Rej. 3 Nor. Mxd. Htd.
Smutty No. 4 Mxd. Htd		955-30		955-30	Apply Rej. No. 4 Mxd. Htd. after cleaning.
Smutty Rej. No. 5 Mxd. Htd	610-20	610-20			
Smutty Rej. 1 Nor	0-40		0-40		
N.G. Smutty 1 Northern Tf.	10-50		10-50		
N.G. Smutty 2 Northern Tf.	0-20		0-20		
N.G. Smutty No. 5 Tf.	6-00				
N.G. Smutty No. 6 Tf.		274-30		268-30	Apply N.G. No. 5 Tf. Bal. No. 5.
N.G. Rej. 3 Northern Tf.	300-20	1,073-20	300-20	1,073-20	Apply Smutty No. 6.
N.G. 1 Northern Tf. Rej. Mx. Htd	134-20	246-30		112-10	Apply 1 Nor.
Dr. 3 Northern Musty	27-30			27-30	Apply 3 Nor.
Cond. No. 1	705-20		705-20		
Cond. No. 2	4,113-10		4,113-10		
Cond. No. 5	51-00		51-00		
Cond. Wheat	201-00		201-00		
Cond. Wh. Mxd. Fire Burnt	174-00		174-00		
Cond. 1 Northern Mxd. & Htd	494-10	207-40		777-40	Apply Cond. No. 1, Bal. Cond. No. 2.
Cond. 2 Mxd. Htd		3,561-50		3,561-50	Apply Cond. No. 2.
N.G. Cond. 2 Tf. Fire Burnt		1,330-20		1,330-20	Cond. Wh. Mxd. Fire Burnt, Rej. 5 Mxd. Htd.
Cond. Badly Smutty	190-20			190-20	Apply Smutty Rej. No. 4 Mxd. Htd. & Smty. Rej. 3 Nor. Mxd. Htd.

## DOMINION GOVERNMENT ELEVATOR, PORT ARTHUR—Continued.

STATEMENT showing Official Stocks with Surpluses and Deficits as at July 31, 1917—Continued.

Grade.	Official Stocks, July 31, 1917.	Grain in Store P.A. O.S. Warehouse Receipts held by Interior Elev.	Outstanding Warehouse Receipts, July 31, 1917.	Over.	Short.	Adjustments by Registrar.
<i>Wheat</i> —						
Rej. No. 5 Mxd. Fire Burnt.....	Bush.	Bush.	Bush.	Bush.	Bush.	10-00 Apply Dr. Rej. No. 5 Rej. Mxd. Htd.
Rej. No. 5 Rej. Mxd. Htd.....	139-00		831-40	139-00	831-40	831-40 Apply Dr. Rej. No. 5, Rej. Mxd. Htd.
Smutty Rej. 2 Northern.....	1,082,832-10	59,257-10	914,149-20	180,077-40	70,652-00	
Account uncancelled shipments—						
Rej. 3 Nor. Mxd. Htd.....				193-50		
Rej. 1 Nor. Mxd. Htd.....				1,566-40		
Net Surplus.....				181,838-10	70,652-00	
				111,186-10		
<i>Oats</i> —						
1 C.W. Oats.....	4,382-02		4,703-28		321-26	Buy.
2 C.W. Oats.....	221,793-27		185,755-21	36,038-06		
Dr. 2 C.W. Oats.....	9,618-28			9,618-28		
3 C.W. Oats.....	75,439-18		60,934-24	14,504-28		
Ex. 1 Feed Oats.....	255,246-06	22,183-02	222,416-07	10,646-31		
Dr. Ex. 1 Feed Oats.....	23,296-11			23,296-11		
1 Feed Oats.....	56,407-23	1,879-02	54,657-19	71-02		
Dr. 1 Feed Oats.....	9,477-28			9,477-28		
2 Feed Oats.....	32,993-06		39,816-21		6,823-15	Apply Dr. No. 1 Feed Oats.
Dr. 2 Feed Oats.....	671-25			671-25		
Rej. Oats.....	3,020-20		774-14	2,246-06		
N.G. 2 C.W. Oats Tf.....	5,432-12	917-22	15,648-28		11,134-04	Apply Dr. 2 C.W. Balance 2 C.W. Oats.
N.G. 3 C.W. Oats Tf.....	1,998-14		7,329-11		5,330-31	Apply No. 3 C.W. Oats.
N.G. Ex. 1 Feed Oats Tf.....	7,225-30		20,256-27		13,030-31	Apply Ex. No. 1 Feed Oats balance.
Ex. 1 Feed Oats Tf. N.G.....	934-04		8,672-22		7,738-18	Dr. Ex. 1 Feed.
N.G. 2 Feed Oats Tf.....	698-28		4,469-04		3,770-10	Apply Dr. 2 Fd. Dr. No. 1 Fd. Bal. Dr. No. 1 Fd.
N.G. Rej. Oats Tf.....			806-06		806-06	Apply Rej. Oats.

## SESSIONAL PAPER No. 106

Ex. 1 Feed Oats Mxd. Htd.....	1,578-08					1,578-08	Apply No. 1 Fd. Dr. Ex. 1 Fd. Bal. 3 C.W. Oats
Rej. Oats Mxd. Htd.....	37,878-10					3,675-16	Apply Rej. O. Mxd. Htd. bal. Rej. Oats.
N.G. Rej. Oats Tf. Mxd. Htd.....							
Rej. Oats Mxd. Fire Burnt.....	2,502-02					4,458-18	
Cond. Oats.....	4,458-18						
Cond. Oats Mxd. Htd.....	8,474-24					4,287-02	Apply Cond. Oats.
Account uncanceled shipments—							
N.G. Rej. Oats Tf. Mxd. Htd.....	760,572-22	24,979-26	678,394-14	115,695-13	58,496-31		
Net Surplus.....				2,096-26			
				117,792-05	58,496-31		
				59,295-08			
<i>Barley—</i>							
3 C.W. Barley.....	19,934-46	1,844-14	10,405-22	7,685-10			Apply No. 3 C.W. Barley.
4 C.W. Barley.....	24,761-31		26,194-37		1,433-06		Apply Rej. Barley.
Feed Barley.....	3,036-00		3,181-00		145-00		
Rej. Barley.....	5,146-02		3,840-10	1,305-40			
N.G. 3 C.W. Barley Tf.....			296-22		296-22		Apply No. 3 C.W. Barley.
N.G. 4 C.W. Barley Tf.....	1,704-38		1,704-38				
4 C.W. Barley Musty.....	493-36		493-36				
Rej. Barley Mxd. Htd.....	10-20			10-20			
Net Surplus.....	55,087-29	1,844-14	46,116-21	9,001-22	1,874-28		
				7,126-42			
<i>Flax—</i>							
1 N.W.C. Flax.....	106,267-31		97,903-12	8,364-19			
Dr. 1 N.W.C. Flax.....	17-50			17-50			
2 C.W. Flax.....	12,226-08		18,148-23		5,822-15		Apply No. 1 N.W.C. Flax.
3 C.W. Flax.....	7,601-00		10,542-49		2,941-49		Apply Dr. 1 N.W.C. and No. 1 N.W.C. Buy balance.
Rej. 1 N.W.C. Flax.....	433-37		252-54	180-39			Apply Rej. 1 N.W.C. Buy balance.
Rej. 2 C.W. Flax.....		396-45	633-09		396-45		Apply Rej. 2 C.W. Flax.
N.G. 1 N.W.C. Flax Tf.....					633-09		Buy.
Rej. Flax.....	37-24			37-24			
Rej. 1 N.W.C. Mxd. Htd.....	4-48				358-24		Buy.
Rej. 2 C.W. Mxd. Htd.....	86-44	353-32		86-44			
Rej. 3 C.W. Mxd. Htd.....	417-49			417-49			
Rej. 1 N.W.C. Mxd. Fire burnt.....	253-42			253-42			
Rej. Flax Mxd. Brkn. Wht.....	4,556-32		2,090-38	2,465-50			
Dr. Rej. 3 C.W. Mxd. Htd.....		194-44			194-44		Apply Rej. 3 C.W. Flax Mxd. Htd.
N.G. Rej. Flax Tf. Mxd. Brkn. Wht.....			36-34		36-34		Apply Rej. Flax Mxd. Broken Wht.
Cond. Flax.....	420-30			420-30			
Cond. Flax Mxd. Htd.....			431-34		431-34		Apply Cond. Flax Bal. Rej. 3 C.W. Mx. Htd.
Net Surplus.....	132,414-19	945-09	130,039-29	12,245-11	10,815-30		

DOMINION GOVERNMENT ELEVATOR, PORT ARTHUR—*Concluded.*STATEMENT showing Official Stocks with Surpluses and Deficits as at July 31, 1917—*Concluded.*

Grade.	Official Stocks, July 31, 1917.	Grain in store P.A. O.S. Warehouse Receipts held by Interior Elev.	Outstanding Warehouse Receipts, July 31, 1917.	Over.	Short.	Adjustments by Registrar.
	Bush.	Bush.	Bush.	Bush.	Bush.	
Account uncancelled shipments— Rej. Flax Mxd. Brkn. Wht.				2,142-48		
Net Surplus.				14,348-03 3,572-29	10,815-30	
<i>Mixed Grain</i> — Rej. Mxd. Grain Rej. Mxd. Grain Mxd. Hld N.G. Rej. Mxd. Grain Tl.	Lb. 980,900 28,400 1,730 1,011,030	Lb. 652,225 28,400 1,730 6,522 25	Lb. 652,225 28,400 1,730 6,522 25	Lb. 328,675 28,400 1,730 358,805 358,805	Lb. 15,303	
Net Surplus.				38,630	15,303	Apply Rej. Flax Mxd. Brkn. Wht.
<i>Sundries</i> — Brkn. Wheat Mxd. Flax Flax Mxd. Brkn. Wht.		15,303				
<i>Scalpings</i> — Scalpings Buckwheat Mxd. Brkn. Wht.	384,490 128,590 513,080			384,490 128,590 513,080		

SESSIONAL PAPER No. 10b

## THUNDER BAY ELEVATOR.

## STATEMENT showing Stocks with Surpluses and Deficits as at July 31, 1917.

Grade.	Official Stocks, July 31, 1917.	Outstanding Warehouse Receipts, July 31, 1917.	Over.	Short.	Adjustments by Registrar.
	Bush.	Bush.	Bush.	Bush.	
<i>Wheat—</i>					
1 Northern.....	143,413-40	95,300-40	48,113-00		
2 Northern.....	83,618-50	68,524-50	15,094-00		
3 Northern.....	52,902-50	47,899-10	5,003-40		
Dr. 2 Northern.....		1,095-20		1,095-20	Apply 2 Northern.
4 Special.....	1,412-00	690-40	721-20		
No. 4.....	66,574-40	67,867-10		1,292-30	Apply 3 Northern.
No. 5 Special.....	813-00	1,488-10		675-10	
No. 5.....	32,412-50	33,697-10		1,284-20	Apply No. 4 Special, balance 3 Northern.
No. 6 Special.....		663-20		663-20	
No. 6.....	16,580-10	16,697-20		117-10	
Feed.....	1,514-50	1,514-20	0-30		
Reg. 2 Northern.....	1,241-50	1,134-20	107-30		
Reg. 3 Northern.....	3,603-20	3,488-40	114-40		
Reg. 4 Special.....		257-00		257-00	Apply Reg. 2 Nor. Reg. 3 Nor. and 3 Nor.
Reg. No. 4.....	2,765-40	2,267-20	498-20		
Reg. No. 5 Special.....	244-00	244-00			
Smutty 3 Northern.....		3,039-50		3,039-50	Apply 2 Northern.
Smutty No. 4 Special.....		363-20		363-20	Apply 3 Northern.
Smutty No. 4.....		45-00		45-00	Apply Reg. No. 4.
Smutty No. 5.....	259-50	618-20		358-30	
Smutty No. 6.....	881-00	881-00			
Smutty Feed.....	561-40	561-40			
N.G. 1 Northern Tl.....	5,135-30	5,729-20		593-50	Apply 1 Northern.
N.G. 2 Northern Tl.....	21,798-40	21,293-20	505-20		
N.G. 3 Northern Tl.....	40,320-40	43,100-20		2,779-40	Apply N.G. 2 Nor. Tl. 3 Nor. Balance 2 Nor.
N.G. 4 Special Tl.....	358-40	358-40			
N.G. 4 Tl.....	9,210-20	12,311-00		3,100-40	
N.G. No. 5 Tl.....	11,303-10	12,328-20		1,025-10	Apply 2 Northern.
N.G. 6 Special Tl.....	705-20	1,153-20		448-00	
N.G. No. 6 Tl.....	509-40	1,000-10		1,090-30	
N.G. Feed Tl.....	363-50	363-50			
N.G. Reg. No. 5 Tl.....	1,035-30	1,035-30			
N.G. Smutty 2 Northern Tl.....	1,575-40	1,035-00	520-00		
N.G. Smutty 3 Northern Tl.....		482-00		482-00	Apply N.G. Smutty 2 Nor. Tl.

## THUNDER BAY ELEVATOR—Concluded.

STATEMENT showing Stocks with Surpluses and Deficits as at July 31, 1917—Concluded.

Grade.	Official Stocks, July 31, 1917.	Outstanding Warehouse Receipts, July 31, 1917.	Over.	Short.	Adjustments by Registrar.
Wheat—Con.	Bush.	Bush.	Bush.	Bush.	
N.G. Smutty No. 4 Tf. Rej.	448-50	448-50			
Rej. 2 Nor. Mx. Htd.	4,582-40	2,180-50	2,392-50		
Rej. 3 Nor. Mx. Htd.	2,645-20	1,105-30	1,539-50		
Rej. 5 Mx. Htd.	4,273-40	3,570-10	703-30		
Rej. No. 6 Mx. Htd.		28-40		28-40	Apply Rej. No. 5 Mx. Htd.
N.G. Rej. 2 Nor. Tf. Mx. Htd.		392-40		392-40	Apply Rej. 2 Nor. Mx. Htd.
Smutty Rej. 4 Mx. Htd.	1-20		1-20		Apply Rej. 3 Nor. Mx. Htd.
N.G. Rej. 3 Nor. Tf. Mx. Htd.		1,178-50	3,727-10		
N.G. Smutty 3 Nor. Tf. Htd. and Hug.	3,727-10	271-50			
Rej. No. 4 Mx. Fire burnt.	271-50	885-40	47-40		
N.G. Rej. 3 Nor. Tf. Mx. Fire burnt.	933-20				
Condemned No. 1.	544-50	587-40	77-10	42-50	Apply Rej. 3 Nor. Mx. Htd.
Condemned No. 2.	77-10				
Net Surplus.	518,622-40	459,749-10	79,227-50	20,354-20	
			58,870-30		
Oats—					
2 C.W. Oats	118,935-14	57,809-26	61,125-22		Apply 2 C.W. Oats.
3 C.W. Oats	2,955-30	8,660-10		5,704-14	
Ex. 1 Feed Oats	28,611-06	20,956-08	7,654-32		
1 Feed Oats.	7,307-22	10,486-06		3,178-18	Apply Ex. 1 Feed Oats.
2 Feed Oats.	21,056-26	19,097-06	1,959-20		
Rej. Oats.	1,579-04	1,579-04			
N.G. 2 C.W. Oats Tf.	8,755-28	6,558-28	2,197-00		
N.G. 3 C.W. Oats Tf.	875-31	875-31			
N.G. Ex. 1 Feed Oats Tf.	566-16			566-16	Apply N.G. 2 C.W. Oats Tf.
N.G. 1 Feed Oats Tf.	5,814-24	7,636-14		1,821-24	Apply N.G. 2 C.W. Tf. Bal. Ex. 1 Fd. Oats.
N.G. 2 Feed Oats Tf.	93-18			93-18	Apply No. 2 Feed Oats.
Rej. Oats Mx. Htd.	16,552-22	16,975-00		422-12	
Cond. Oats Mx. Htd.	11,628-08	11,628-08			
	223,413-11	162,262-39	72,937-06	11,787-00	



## GOVERNMENT INTERIOR ELEVATOR, CALGARY.

## STATEMENT showing Official Stocks with Surpluses and Deficits as at July 31, 1917.

Grade.	Official Stocks, July 31, 1917.	Outstanding Warehouse Receipts, July 31, 1917.	Over.	Short.	Adjustments by Registrar.
	Bush.	Bush.	Bush.	Bush.	
<i>Wheat—</i>					
1 Northern.....	1,011-40	4,458-40	1,011-40	48-40	Apply 1 Northern.
2 Northern.....	4,410-00	4,426-00			
3 Northern.....	4,426-00	4,340-10			
No. 4.....	4,341-50	2,772-20	1-40		
No. 5.....	3,364-50	3-20	592-30		
3 Alta. Red Winter.....	3-20	72-40			
4 Red Winter.....	72-40	840-10			
Reg. No. 4.....	840-10	900-00			
Reg. No. 6.....	900-00	7,543-30			
N.G. 2 Northern Tl.....	7,543-30	3,940-40			
N.G. No. 4 Tl.....	3,940-40	1,888-20			
N.G. No. 5 Tl.....	1,888-20	523-00			
N.G. Smutty No. 4 Tl.....	523-00				
	33,266-00	31,708-50	1,005-50	48-40	
			75-00		
Account uncancelled shipments—2 Northern.....				48-40	
			1,680-50		
			1,632-10		
<i>Net Surplus.....</i>					
<i>Oats—</i>					
2 C.W. Oats.....	5,555-30	4,554-10	1,001-20		
3 C.W. Oats.....	59-14	59-14			
Ex. 1 Feed Oats.....	8,925-20	8,442-24	482-30		
1 Feed Oats.....	5,001-16	4,277-32	723-18		
2 Feed Oats.....	998-18	428-28	569-24		
Rel. Oats.....	3,924-14	1,474-14	2,450-00		
N.G. 2 C.W. Oats Tl.....	2,473-18	2,473-18			
Reg. Oats Mxd. Htd.....	1,838-08	1,838-08			
Reg. Oats Mxd. Htd. and Musty..... (Minus)	194-04			194-04	Apply Rej. Oats.
	28,582-32	23,549-12	5,227-24	194-04	

SESSIONAL PAPER No. 10b

Account uncanceled shipments—2 C.W. Oats.....				16,347-04					
Net Surplus.....								194-04	
<i>Barley—</i>									
3 C.W. Barley.....	1,195-40	1,373-06							Buy.
4 C.W. Barley.....	109-02	3-16							
Account uncanceled shipments—3 C.W. Barley.....	1,304-42	1,376-22							
Net Deficit.....								177-14	
								2-28	
<i>Flax—</i>									
1 N.W.C. Flax.....	291-54	342-01						50-03	Buy.
2 C.W. Flax.....		162-08						162 08	
3 C.W. Flax.....	74-26	43-46							
Net Deficit.....	366-24	547-55						212-11	
								181-31	
<i>Rye—</i>									
2 C.W. Rye.....	142-48	142-48							
<i>Timothy Seed—</i>									
No. 1 Timothy.....	78-06	77-34							
No. 2 Timothy.....	1,436-22	1,424-42							
No. 3 Timothy.....	157-08	495-26							
Rej. Timothy.....		154-18							
Net Surplus.....	2,167-28	2,152-24							
<i>Mixed Grain—</i>									
Rej. Mxd. Grain.....	Lbs.	Lbs.						Lbs.	
N.G. Cond. Grain (Mxd.).....	82,200	47,400							Apply Rej. Mxd. Grain.
	34,800							34,800	
Net Figures Even.....	47,400	47,400						34,800	
<i>Screenings—</i>									
Screenings.....	15,050							15,050	
								15,050	
<i>Sundries—</i>									
Chop.....	50,980							50,980	
								50,980	
Net Surplus.....									

## GOVERNMENT INTERIOR ELEVATOR, SASKATOON.

## STATEMENT showing Official Stocks with Surpluses and Deficits as at July 31, 1917.

Grade.	Official Stocks, July 31, 1917.	Outstanding Warehouse Receipts, July 31, 1917.	Over.	Short.	Adjustments by Registrar.
<i>Wheat—</i>					
1 Northern.....	Bush.	Bush.	Bush.	Bush.	
Dr. 1 Northern.....	2,215-50	1,091-10	2,215-50	1,091-10	Buy.
2 Northern.....	2,126-00	1,082-50	1,043-10		
Dr. 2 Northern.....	1,232-20	627-20	605-00		
3 Northern.....	1,598-20	4,146-10			2,547-50 Apply Dr. 2 Nor. 2 Nor. Bal. Dr. 1 Nor.
No. 4.....	989-30	12,004-10			11,014-40 Buy.
No. 5.....	1,582-20	7,714-40			6,132-20 Buy.
No. 6.....		392-00			392-00 Buy.
Rej. 2 Northern.....		1,048-20			1,048-20 Buy.
Rej. No. 5.....		372-20			372-20 Buy.
Smutty 1 Northern.....		289-40			289-40 Apply Dr. 1 Nor.
Smutty 3 Northern.....	197-00		197-00		
Smutty No. 4.....		51-00			51-00 Apply Smutty 3 Nor.
N.G. 1 Northern Tf.....	1,566-40	1,748-40			182-00 Apply Dr. 1 Nor.
N.G. 2 Northern Tf.....	26,826-00	1,897-40	24,928-20		
N.G. 3 Northern Tf.....	5,355-30	5,355-30			
N.G. No. 4 Tf.....	2,009-40	4,751-40			2,742-00 Buy.
N.G. No. 6 Tf.....	1,096-10	2,239-40			1,143-30 Buy.
N.G. Feed Tf.....		5,538-20			5,538-20 Buy.
N.G. Smutty 1 Northern Tf.....		10-50			10-50 Apply Dr. 1 Nor.
N.G. Smutty No. 5 Tf.....		1,325-50			1,325-50 Buy.
Dr. Rej. 1 Nor. Mxd. Htd.....		1-20			1-20 Apply Dr. 1 Nor.
Rej. 2 Nor. Mxd. Htd.....		1,010-30			1,010-30 Buy.
Rej. 3 Nor. Mxd. Htd.....	123-40		123-40		
Rej. No. 4 Mxd. Htd.....		285-10			285-10 Apply Rej. 3 Nor. Mxd. Htd. Buy Balance.
Rej. No. 5 Mxd. Htd.....		349-40			349-40 Buy.
Rej. No. 6 Mxd. Htd.....	522-30	522-30			
Rej. No. 6 Mxd. Htd.....	920-00	920-00			
Rej. Feed Mxd. Htd.....	84-20	106-00			21-40 Buy.
Cond. No. 2.....	869-00				869-00 Buy.
Cond. feed Mxd. Htd.....	870-30		870-30		
Dr. Cond. Feed Mxd. Htd.....	48,447-20	54,883-00	29,983-30	36,419-10	

## SESSIONAL PAPER No. 10b

## Account of uncanceled shipments—

1 Northern.....				1,290-00	
2 Northern.....				659-10	
3 Northern.....				7,700-00	
Feed.....				20,825-30	
Rej. 2 Northern.....				1,048-20	
N.G. 2 Nor. Tf.....				2,141-00	
Rej. 2 Nor. Mxd. Htd.....				1,010-30	
Rej. 3 Nor. Mxd. Htd.....				6,402-30	
N.G. Rej. No. 5 Tf.....				372-20	
Cond. No. 5.....				25-10	
Net Surplus.....				71,462-00	36,419-10
Oats—				35,042-30	
2 C.W. Oats.....					4,906-06
Dr. No. 2 C.W. Oats.....	1,187-02		6,093-08		14,737-21
3 C.W. Oats.....	2,237-02		3,645-10		5,882-12
Ex. 1 Feed Oats.....	3,127-21		18,390-14		15,262-27
1 Feed Oats.....	12,711-06		5,282-02		6,889-04
2 Feed Oats.....	1,706-06		2,799-29		
N.G. 2 C.W. Oats Tf.....	1,923-18		4,328-18		1,093-23
N.G. 3 C.W. Oats Tf.....	880-10		880-10		2,405-00
Ex. 1 Feed Oats Tf.....			1,926-16		1,926-16
N.G. 1 Feed Oats Tf.....			934-04		934-04
N.G. 2 Feed Oats Tf.....			687-32		687-32
Dr. 2 C.W. Oats Musty.....			1,705-30		1,705-30
Ex. 1 Feed Oats Musty.....	1,848-23				
Rej. Oats Mxd. Htd.....	14,484-02		1,597-20		1,848-23
N.G. Rej. Oats Tf. Mx. Htd.....	1,812-12		1,812-12		
Account of uncanceled shipments—					
2 C.W. Oats.....	33,746-18		65,361-22		19,775-20
3 C.W. Oats.....					8,309-08
Ex. 1 Feed Oats.....					458-30
Rej. Oats Mxd. Htd.....					35,505-05
					1,730-20
Net Surplus.....				65,779-15	51,390-24
				14,388-25	
Barley—					
3 C.W. Barley.....	1,258-16		1,217-06		41-10
No. 4 C.W. Barley.....	2,823-06		1,579-01		1,244-05
Feed.....			898-16		898-16
Rej. Oats Mxd. Htd.....	4,081-22		3,694-23		1,285-15
					386-47
Net Surplus.....					898-16
Flax—					
Dr. 1 N.W.C. Flax.....			8-23		8-23
1 N.W.C. Flax.....	966-24		5,353-05		4,386-37

Apply No. 4 C.W. Barley.

GOVERNMENT INTERIOR ELEVATOR, SASKATOON—Concluded.  
STATEMENT showing Official Stocks with Surpluses and Deficits as at July 31, 1917—Concluded.

Grade.	Official Stocks, July 31, 1917.	Outstanding Warehouse Receipts, July 31, 1917.	Over.	Short.	Adjustments by Registrar.
<i>Flax</i> —Con. 2 C.W. Flax..... 3 C.W. Flax..... Rej. 1 N.W.C. Flax..... Rej. Flax..... Rej. Flax Mxd. Bkn. Wht.....	Bush. 2,111-12 8,011-14 11,088-50	Bush. 5,976-13 4,038-04 433-37 37-24	Bush. ..... ..... 8,011-14	Bush. 5,976-13 1,926-48 433-37 37-24	Buy.
Account of uncancelled shipments— Rej. 2 C.W. Flax..... Dr. Rej. 3 C.W. Mxd. Htd..... Dr. 3 C.W. Flax Mxd. Htd.....			403-04 444-48 109-22		
Net Deficit.....			8,968-02	12,769-14 3,801-12	
<i>Sundries</i> — Flax & Bkn. Wheat.....	Lbs. .....	Lbs. 36,260	Lbs. .....	Lbs. 36,260	Buy.
Account of uncancelled shipments—Flax & Bkn. Wheat.....		36,260	150,160	36,260	
Net Surplus.....			150,160 113,900	36,260	
<i>Mixed Grain</i> — Rej. Mxd. Grain..... N.G. Rej. Mxd. Grain Tl.....		76,220 27,670		76,220 27,670	Buy.
Account of uncancelled shipments—Rej. Mxd. Grain.....		103,890	121,670	103,890	
Net Surplus.....			121,670 17,780	103,890	

SESSIONAL PAPER No. 10b

Screenings—				
“B,” Screenings.....	2,100		2,100	
Flax Screenings.....	18,420		18,420	
Net Surplus.....	20,520		20,520	
			20,520	
Scalpings—				
Wheat Scalpings.....	27,250		27,250	
Net Surplus.....			27,250	

## GOVERNMENT INTERIOR ELEVATOR, MOOSEJAW.

## STATEMENT showing Official Stocks with Surpluses and Deficits as at July 31, 1917.

Grade.	Official Weigh-up, July 31, 1917	Outstanding Warehouse Receipts, July 31, 1917	Over.	Short.	Adjustments by Registrar.
<i>Wheat—</i>					
1 Northern.....	Bush. 17,611-50	Bush. 15,175-30	Bush. 2,436-20	Bush. .....	.....
2 Northern.....	54,256-10	48,169-40	6,086-30	.....	.....
Dr. 2 Northern.....	156-00	9,018-10	.....	8,862-10	Apply 1 Nor. and 2 Nor. Buy balance.
3 Northern.....	106,334-10	59,514-50	46,819-20	.....	.....
Dr. 3 Northern.....	.....	61,713-00	.....	61,713-00	Apply 3 Nor. Buy balance.
No. 4 Special.....	943-20	943-20	.....	.....	.....
No. 4.....	5,510-30	11,485-00	.....	5,974-30	Buy.
Dr. No. 4.....	.....	35-20	.....	35-20	.....
No. 5 Special.....	1,100-00	833-50	266-10	.....	.....
No. 5.....	1,230-20	1,682-10	.....	451-50	Apply No. 5 Special. Buy balance.
No. 6 Special.....	.....	3,746-40	.....	3,746-40	Buy.
No. 6.....	9,372-00	8,534-30	837-30	.....	.....
No. 6.....	3,240-50	3,240-50	.....	.....	.....
Feed.....	.....	0-50	.....	0-50	Apply 3 A.R.W.
2 Alta. Red Winter.....	223-20	.....	223-20	.....	.....
3 Alta. Red Winter.....	.....	2,030-10	.....	2,030-10	Buy.
Rej. 1 Northern.....	.....	238-40	.....	238-40	Buy.
Rej. 3 Northern.....	.....	296-50	.....	296-50	Buy.
Rej. No. 4.....	.....	1,110-50	.....	1,110-50	Buy.
Rej. No. 4 Special.....	.....	63-40	.....	63-40	Buy.
Smutty 3 Northern.....	.....	85-20	1,399-40	.....	.....
N.G. 2 Nor. Tt.....	1,485-00	85-20	.....	.....	.....
N.G. 3 Nor. Tt.....	7,940-50	3,907-10	4,033-40	.....	.....
N.G. No. 4 Tt.....	818-40	.....	818-40	.....	.....
Rej. 1 Nor. Mxd. Htd.....	.....	736-10	.....	736-10	Buy.
Dr. Rej. No. 2 Nor. Mx. Htd.....	1,021-40	.....	1,021-40	.....	.....
Rej. 3 Nor. Mx. Htd.....	1,782-10	1,004-40	777-30	.....	.....
Rej. No. 4 Mxd. Htd.....	1,403-10	2,805-00	.....	1,401-50	Apply Rej. 3 Mx. Htd. Bal. Rej. 2 Mx. Htd.
Rej. No. 5 Mxd. Htd.....	2,196-40	813-50	1,382-50	.....	.....
Rej. No. 6 Mxd. Htd.....	3,044-10	.....	3,044-10	.....	.....
N.G. Rej. 3 Nor. Tt. Mx. Htd.....	1,429-40	.....	1,429-40	.....	.....
N.G. Rej. No. 4 Tt. Mxd. Htd.....	708-00	.....	708-00	.....	.....
N.G. Rej. No. 4 Tt. Mxd. Htd.....	107-30	.....	107-30	.....	.....
N.G. Dmp. Rej. No. 4 Mxd. Htd.....	396-40	403-00	.....	6-20	Apply N.G. 2 Nor. Tt.
No. 2 Goose Wheat.....	47-50	.....	.....	.....	.....
Rej. Goose Wheat.....	366-40	47-50	.....	.....	.....
Rej. No. 5 Bin-burnt.....	302-30	1,664-50	.....	1,298-10	Apply Rej. No. 5 Mxd. Htd.
Cond. No. 1.....	.....	.....	302-30	.....	.....

## SESSIONAL PAPER No. 106

Cond. No. 2.....	1,947-10	1,471-10	476-00	.....
Dr. Cond. No. 2.....	348-20	.....	348-20	.....
Cond. No. 2 Mxd. Htd.....	581-40	.....	581-40	.....
N.G. Dump Cond. No. 2.....	255-00	.....	255-00	.....
Cond. Fire burnt.....	54-10	.....	54-10	.....
Salvage Wheat.....	79-30	79-30	.....	.....
Account Uncancelled Shipments—	226,295-30	240,852-20	73,410-10	87,967-00
2 Northern.....	.....	.....	6,052-40	.....
3 Northern.....	.....	.....	11,701-40	.....
No. 4 Special.....	.....	.....	101-30	.....
No. 4.....	.....	.....	7,128-20	.....
No. 5.....	.....	.....	366-50	.....
No. 6 Special.....	.....	.....	199-40	.....
Feed.....	.....	.....	855-50	.....
Rej. 2 Northern.....	.....	.....	23-00	.....
N.G. 3 Nor. Tf.....	.....	.....	2,210-10	.....
N.G. No. 4 Tf.....	.....	.....	944-20	.....
N.G. No. 6 Special Tf.....	.....	.....	64-00	.....
Rej. 3 Nor. Mxd. Htd.....	.....	.....	1,037-00	.....
Cond. No. 1.....	.....	.....	0-40	.....
Dr. Cond. No. 1.....	.....	.....	253-30	.....
Net Surplus.....	.....	.....	104,349-20	87,967-00
.....	.....	.....	16,382-20	.....
Outs—	27,113-02	21,950-18	5,162-18	.....
2 C.W. Oats.....	.....	6,132-24	.....	6,132-24
Dr. 2 C.W. Oats.....	.....	17,366-24	.....	16,291-24
3 C.W. Oats.....	1,075-00	536-16	.....	536-16
Dr. 3 C.W. Oats.....	.....	5,178-03	.....	5,178-03
Ex. 1 Feed Oats.....	.....	4,457-22	.....	2,228-28
1 Feed Oats.....	2,228-28	4,605-27	.....	4,605-27
2 Feed Oats.....	.....	673-18	.....	.....
Rej. Oats.....	3,833-08	63-28	3,159-24	.....
N.G. 2 C.W. Oats Tf.....	63-28	.....	.....	.....
N.G. 3 C.W. Oats Tf.....	.....	2,047-16	.....	.....
N.G. Rej. Oats Tf.....	.....	1,800-00	.....	.....
Rej. Oats Mxd. Htd.....	1,038-08	.....	447-02	.....
Cond. Oats.....	4,417-02	.....	4,247-22	.....
Cond. Oats Mxd. Htd.....	3,763-08	.....	.....	.....
N.G. Dump Cond. Oats.....	161-06	.....	161-06	.....
.....	.....	.....	.....	.....
.....	36,444-28	64,812-26	13,178-04	41,546-02
Account Uncancelled Shipments—	.....	.....	11,526-11	.....
2 C.W. Oats.....	.....	.....	2,089-04	.....
N.G. 1 Fd. Oats Tf.....	.....	.....	.....	.....
Net Deficit.....	.....	.....	26,793-19	41,546-02
.....	.....	.....	14,752-17	.....

Apply 2 C.W. Oats. Buy balance.

Buy.

Buy.

Apply Rejected Oats.

Apply Cond. Oats.

GOVERNMENT INTERIOR ELEVATOR, MOOSEJAW—Concluded.  
STATEMENT showing Official Stocks with Surpluses and Deficits as at July 31, 1917—Concluded.

Grade.	Official Weigh-up, July 31, 1917	Outstanding Warehouse Receipts, July 31, 1917	Over.	Short.	Adjustments by Registrar.
<i>Barley—</i>					
3 C.W. Barley.....	Bush.	Bush.	Bush.	Bush.	
Dr. 3 C.W. Barley.....		440-06		440-06	
No. 4 C.W. Barley.....		1,035-16		1,035-16	Buy.
N.G. Rej. 4 C.W. Bar. Tl. Mxd. Htd.....	314-98	821-47	314-28	821-47	
Cond. Barley Mxd. Htd.....	346-12		346-12		
Account, Uncancelled Shipments—	660-40	2,297-21	660-40	2,297-21	
3 C.W. Barley.....			1,168 12		
4 C.W. Barley.....			1,786-42		
Net Surplus.....			3,615-46	2,297-21	
			1,318-25		
<i>Flax—</i>					
1 N.W.C. Flax.....		1,582-43		1,582-43	
2 C.W. Flax.....		631-40		631-40	
3 C.W. Flax.....		1,288-50		1,288-50	Buy.
N.G. 2 C.W. Flax Tl.....		11-48		11-48	
N.G. 3 C.W. Flax Tl.....		25-10		25-10	
Cond. Flax.....	590-10	520-00	70-10		
Account, Uncancelled Shipments—	590-10	4,060-23	70-10	3,540-23	
1 N.W.C.....			834-27		
3 C.W.....			940-08		
Net Deficit.....			1,844-45	3,540-23	
				1,695-34	
<i>Rye—</i>					
Rej. Rye Mxd. Ergot.....	674-16	674-16			

SESSIONAL PAPER No. 10b

<i>Mixed Grain—</i>					
Rej. Mxd. Grain.....	Lb.	Lb.	Lb.	Lb.	Lb.
Dr. Rej. Mxd. Grain.....	754,740	980,990	.....	226,250	3,540
		3,540		.....	
	754,740	984,530	.....	229,790	.....
<i>A/C Uncancelled Shipments—</i>					
Rej. Mxd. Grain.....			365,340	.....	.....
Net Surplus.....			135,550	.....	.....
<i>Sundries—</i>					
Wheat Heads.....	224,040	.....	224,040	.....	.....
Mustard Seed.....	4,800	.....	4,800	.....	.....
<i>Screenings—</i>					
"AA" Screenings.....	283,430	.....	283,430	.....	.....
"A" Screenings.....	11,100	.....	11,100	.....	.....
"B" Screenings.....	20,100	.....	20,100	.....	.....
Screenings.....	711,230	.....	711,230	.....	.....
	1,025,860	.....	1,025,860	.....	.....
<i>Scalings—</i>					
Wheat Scalings.....	441,640	.....	441,640	.....	.....
Oat Scalings.....	35,370	.....	35,370	.....	.....
Flax Scalings.....	161,470	.....	161,470	.....	.....
	638,480	.....	638,480	.....	.....
<i>Flax and Broken Wheat.....</i>	63,670	47,349	16,321	.....	.....
<i>A/C Uncancelled Shipments—</i>					
Flax and Broken Wheat.....			57,143	.....	.....
Net Surplus.....			73,464	.....	.....

8 GEORGE V, A. 1918

STATEMENT showing the Approximate Total in Bushels of Allowance of One-sixth Bushel per 1,000 Bushels made by each Terminal Elevator Company at Fort William and Port Arthur, on the Lake Shipments of Wheat, Oats, and Barley, during the season of Navigation, 1917.

Elevator Company.	Kind of Grain.	Total Quantities. of Grain shipped by Lake.	Total amount of allowance of $\frac{1}{6}$ bushel per 1,000 bushels.
		Bush.	In Bush.
Canadian Pacific Railway Company.....	Wheat.....	19,297,836-20	3,216-20
	Oats.....	3,970,854-26	661-26
	Barley.....	592,409-14	98-36
Empire Elevator Company.....	Wheat.....	6,262,334-50	1,043-40
	Oats.....	1,974,692-26	329-04
	Barley.....	259,074-22	43-08
Consolidated Elevator Company.....	Wheat.....	9,870,427-00	1,645-00
	Oats.....	1,209,302-07	201-20
	Barley.....	129,534-07	21-28
Ogilvie Flour Mills Company.....	Wheat.....	7,737,042-40	1,289-30
	Oats.....	713,219-33	118-30
	Barley.....	186,494-40	31-04
Western Terminal Elevator Company.....	Wheat.....	10,905,914-50	1,817-40
	Oats.....	749,141-28	124-28
	Barley.....	69,065-43	11-24
Grain Growers' Grain Company.....	Wheat.....	9,930,478-20	1,655-00
	Oats.....	1,872,352-23	312-02
	Barley.....	310,956-46	51-40
Fort William Elevator Company.....	Wheat.....	5,209,585-00	868-20
	Oats.....	1,644,627-21	274-04
	Barley.....	204,069-03	34-00
Eastern Terminal Elevator Company.....	Wheat.....	5,268,508-20	878-00
	Oats.....	1,225,736-05	204-10
	Barley.....	88,899-05	14-38
Grand Trunk Pacific Elevator Company.....	Wheat.....	15,769,686-50	2,628-20
	Oats.....	7,558,772-10	1,259-28
	Barley.....	465,707-10	77-30
Canadian Northern Elevator Company.....	Wheat.....	20,322,051-10	3,387-00
	Oats.....	7,770,986-32	1,295-06
	Barley.....	1,980,206-05	330-00
Thunder Bay Elevator Company.....	Wheat.....	5,697,265-10	949-30
	Oats.....	2,862,213-31	477-00
	Barley.....	310,889-28	51-38
Horn & Company.....	Wheat.....	694,413-20	115-40
	Oats.....	291,465-29	48-20
	Barley.....	33,761-07	5-28
Canadian Government.....	Wheat.....	14,656,365-40	2,442-40
	Oats.....	3,648,659-04	608-04
	Barley.....	406,080-32	67-32
Davidson and Smith.....	Wheat.....	1,016,063-30	169-20
	Oats.....	93,499-25	15-20
	Barley.....	58,399-21	9-36
Northwestern Elevator Company.....	Wheat.....	506,407-10	84-20
	Oats.....	.....	.....
	Barley.....	.....	.....
Grand totals.....	Wheat.....	133,144,380-10	22,190-20
	Oats.....	35,585,525-28	5,930-32
	Barley.....	5,095,547-43	849-06

## SESSIONAL PAPER No. 106

STATEMENT showing the Billing Destinations of Cars inspected at Winnipeg, Calgary, Moosejaw, and Saskatoon during the Crop Year (September 1, 1916, to August 31, 1917).

Inspected at	Railroad.	Billed to	Wheat.	Oats.	Barley.	Flax.	Rye.	Screen-ings.
			Cars.	Cars.	Cars.	Cars.	Cars.	Cars.
Winnipeg	C.P.R.	Winnipeg	15,365	3,778	418	170	-4	70
		Fort William	69,945	14,443	2,633	3,673	6	137
		Duluth	34	13	4	15	11	5
		All Rail	1,259	729	59	39	11	106
Winnipeg	C.N.R.	Winnipeg	2,990	2,117	344	37	2	12
		Port Arthur	38,058	12,203	2,717	1,110	1	92
		Duluth	5,324	1,952	365	463	14	1
		All Rail	210	1,328	76	3	3	8
Winnipeg	G.T.P.R.	Winnipeg	553	640	49	24		1
		Fort William	13,495	4,936	510	261		1
		Duluth	148	24	15	22		
		All Rail	392	677	14	5		
Calgary		Calgary	3,222	1,990	535	33	18	2
		Eastern Points	390	891	189	14	50	7
		Western Points	327	294	33	1	3	
Moosejaw		Moosejaw	3,838	762	15	105	3	3
		Eastern Points	796	60	6	16	2	7
Saskatoon	C.P.R.	Saskatoon	1,272	504	6	1		
		Eastern Points	279	146	2	2		
Saskatoon	C.N.R.	Saskatoon	2,530	254	12	179		
		Eastern Points	384	6	9	29		
Saskatoon	G.T.P.R.	Saskatoon	881	379	11	23		
		Eastern Points	31	42	2			

STATEMENT showing the estimated acreage and production of wheat, oats, barley and flax in the three Prairie Provinces in 1916 and the proportion handled by the Country Elevators or inspected during the crop years 1916-17.

	Estimated Acreage.	Estimated Production.	Total Amount Handled by Country Elevators.	Total Amount Inspected.
<i>Wheat—</i>	Acres.	Bush.	Bush.	Bush.
Manitoba	2,725,725	29,667,000	15,265,249	27,560,900
Saskatchewan	9,032,109	147,559,000	110,182,140	116,528,350
Alberta	2,604,975	65,088,000	50,220,861	47,981,450
Total	14,362,809	242,314,000	175,668,250	192,070,700
<i>Oats—</i>				
Manitoba	1,443,599	48,439,000	8,670,463	20,297,550
Saskatchewan	3,791,807	163,278,000	35,846,154	45,834,750
Alberta	2,124,081	102,199,000	28,445,098	29,037,450
Total	7,359,487	313,916,000	72,961,715	95,169,750
<i>Barley—</i>				
Manitoba	687,503	13,729,000	3,783,831	4,534,400
Saskatchewan	367,207	9,916,000	2,346,144	3,810,300
Alberta	336,586	9,774,000	2,614,573	2,282,800
Total	1,391,296	33,419,000	8,744,548	10,627,500
<i>Flax—</i>				
Manitoba	15,684	210,000	280,058	422,400
Saskatchewan	542,034	6,692,000	5,974,967	5,713,400
Alberta	95,063	1,310,500	900,802	950,400
Total	652,781	8,212,500	7,155,827	7,086,200

8 GEORGE V, A. 1918

STATEMENT showing Quantity of each kind of Grain handled by Country Elevators, with the line of railway on which they are located,

Provinces and Railroads.	Wheat.				Oats.	
	On Hand.	Receipts.	Shipments.	In Store.	On Hand.	Receipts.
	Bush.	Bush.	Bush.	Bush.	Bush.	Bush.
<i>Ontario—</i>						
C.P.R. ....		5,495	5,495		4,430	67,784
Total .....		5,495	5,495		4,430	67,784
<i>Manitoba—</i>						
C.P.R. ....	130,997	8,537,883	8,640,727	63,893	87,309	4,749,035
C.N.R. ....	225,527	5,804,878	6,018,485	25,028	121,064	3,739,999
G.T.P. ....	6,072	240,892	248,107		4,167	39,399
Gt. Nor. Ry. ....	38,582	681,596	724,745		27,122	142,130
Total .....	401,178	15,265,249	15,632,064	88,921	239,662	8,670,463
<i>Saskatchewan—</i>						
C.P.R. ....	1,179,335	64,712,755	64,644,392	268,488	536,849	14,836,817
C.N.R. ....	2,024,575	33,009,890	34,636,301	385,466	647,405	15,618,771
G.T.P. ....	137,789	12,459,495	12,505,006	120,806	142,702	5,390,566
Total .....	3,341,699	110,182,140	111,785,699	774,760	1,326,956	35,846,154
<i>Alberta—</i>						
C.P.R. ....	488,925	39,701,417	39,266,950	926,184	380,807	18,065,331
C.N.R. ....	242,761	8,190,677	8,336,610	136,450	221,241	6,449,056
G.T.P. ....	15,460	2,222,487	2,170,754	78,453	26,128	3,453,510
Alta. & G.W. ....		10,475	9,947		1,122	77,111
E.D. & B.C. ....	13,969	95,805	105,713	3,365	22,090	400,090
Total .....	761,115	50,220,861	49,889,974	1,144,452	651,388	28,445,098
<i>British Columbia—</i>						
C.P.R. ....	26,590	546,267	560,043	8,504	7,548	661,414
Total .....	26,590	546,267	560,043	8,504	7,548	661,414
Grand total .....	4,530,582	176,220,012	177,873,275	2,016,637	2,229,984	73,690,913

## SESSIONAL PAPER No. 10b

tors in the provinces of Ontario, Manitoba, Saskatchewan, Alberta, and British for Crop Year September 1, 1916, to August 31, 1917.

		Barley.				Flax.			
Ship-ments.	In Store.	On Hand.	Receipts.	Ship-ments.	In Store.	On Hand.	Receipts.	Ship-ments.	In Store.
Bush.	Bush.	Bush.	Bush.	Bush.	Bush.	Bush.	Bush.	Bush.	Bush.
67,066	5,148	173	1,452	1,625	.....	.....	.....	.....	.....
67,066	5,148	173	1,452	1,625	.....	.....	.....	.....	.....
4,795,676	81,167	107,662	2,045,497	2,109,626	57,684	5,928	253,338	242,418	16,286
3,851,790	35,000	39,380	1,531,951	1,581,091	11,477	59	8,894	8,737	.....
42,352	1,428	100	36,204	36,523	657	.....	913	912	.....
172,140	1,413	18,037	170,179	187,104	1,784	304	16,913	17,051	49
8,861,958	119,008	165,179	3,783,831	3,914,344	71,602	6,291	280,058	269,118	16,335
15,262,688	207,933	47,353	1,119,364	1,154,542	22,605	130,896	3,796,949	3,852,136	52,348
15,944,584	371,032	48,375	937,519	954,025	25,934	108,838	1,822,700	1,905,381	23,009
5,504,004	65,574	10,974	289,261	291,882	4,132	11,020	355,318	357,361	6,710
36,711,276	644,539	106,702	2,346,144	2,400,449	52,671	250,754	5,974,967	6,114,878	82,067
17,940,429	532,930	124,605	1,889,901	1,957,653	39,459	23,305	783,924	768,191	205,807
6,513,552	134,823	21,001	423,999	426,359	13,274	6,677	108,128	110,575	3,373
3,440,407	52,378	5,061	228,058	226,073	8,041	179	8,140	7,974	63
78,078	.....	.....	14,170	13,638	.....	.....	.....	.....	.....
409,423	11,917	152	58,445	57,091	1,551	59	610	431	203
28,381,889	732,048	150,819	2,614,573	2,680,814	62,325	30,220	900,802	887,171	209,446
651,687	15,765	2,368	40,039	40,983	1,266	1,251	8,476	9,693	51
651,687	15,765	2,368	40,039	40,983	1,266	1,251	8,476	9,693	51
74,673,876	1,516,508	425,241	8,786,039	9,038,215	187,864	288,516	7,164,303	7,280,860	307,899

8 GEORGE V, A. 1918

STATEMENT showing the Quantity of each kind of Grain handled by Country Elevators in the provinces of Ontario, Manitoba, Saskatchewan, Alberta, and British Columbia, with the line of railway on which they are located, for Crop Year September 1, 1916, to August 31, 1917.

(2)

## TOTAL—ALL GRAIN.

	On Hand.	Receipts.	Shipments.	In Store.
	Bush.	Bush.	Bush.	Bush.
<i>Ontario—</i>				
C.P.R.....	4,603	74,731	74,186	5,148
Total.....	4,603	74,731	74,186	5,148
<i>Manitoba—</i>				
C.P.R.....	331,896	15,585,753	15,788,447	219,030
C.N.R.....	386,030	11,085,722	11,460,193	71,505
G.T.P.....	10,339	317,408	327,894	2,085
G.N.R.....	84,045	1,010,718	1,101,040	3,246
Total.....	812,310	27,999,601	28,677,484	295,866
<i>Saskatchewan—</i>				
C.P.R.....	1,894,433	84,465,885	84,913,758	551,374
C.N.R.....	2,829,193	51,388,880	53,440,291	805,441
G.T.P.....	302,485	18,494,640	18,658,253	197,222
Total.....	5,026,111	154,349,405	157,012,302	1,554,037
<i>Alberta—</i>				
C.P.R.....	1,017,642	60,440,573	59,933,223	1,704,380
C.N.R.....	491,680	15,171,860	15,387,096	287,920
G.T.P.....	46,828	5,912,195	5,845,208	138,935
A. & G.W.....	1,122	101,756	101,663	
E.D. & B.C.....	36,270	554,950	572,658	17,036
Total.....	1,593,542	82,181,334	81,839,848	2,148,271
<i>British Columbia—</i>				
C.P.R.....	37,757	1,256,196	1,262,406	25,586
Total.....	37,757	1,256,196	1,262,406	25,586
Grand Total.....	7,474,323	265,861,267	268,866,226	4,028,908

## SESSIONAL PAPER No. 10b

STATEMENT showing the Number of Cars and approximate Quantity of each kind of Grain inspected in the Western Inspection Division, during the Crop Year 1916-17, by Provinces and Railroads.

—														
Wheat.		Oats.		Barley.		Flax.		Rye.		Screenings.		Total.		
Cars.		Cars.		Cars.		Cars.		Cars.		Cars.		Cars.		
Manitoba—														
C. P. R.	11,582	4,989	1,419	186	12	152	18,340							
C. N. R.	9,603	4,272	1,856	103	14	60	15,908							
G. T. P. R.	882	706	82	16		1	1,687							
G. N. R.	1,899	442	131	79	57		2,608							
Total	23,966	10,409	3,488	384	83	213	38,543							
Total in bushels	27,560,900	20,297,550	4,534,400	422,400	83,000	213,000	53,111,250							
Saskatchewan—														
C. P. R.	55,877	8,992	1,236	3,320	24	173	69,622							
C. N. R.	32,514	10,355	1,327	1,545	5	51	45,797							
G. T. P. R.	12,365	4,006	352	297		1	17,021							
G. N. R.	573	152	16	32	5		778							
Total	101,329	23,505	2,931	5,194	34	225	133,218							
Total in bushels	116,528,350	45,834,750	3,810,300	5,713,400	34,000	225,000	172,145,800							
Alberta—														
C. P. R.	28,039	6,479	492	619	1	3	35,633							
C. P. R. (Calgary)	3,939	3,175	757	48	71	9	7,999							
C. N. R.	7,379	3,233	340	173	1	2	11,128							
G. T. P. R.	2,253	1,986	167	22			4,428							
G. N. R.	113	18		2			133							
Total	41,723	14,891	1,756	864	73	14	59,321							
Total in bushels	47,981,450	29,037,450	2,282,800	950,400	73,000	14,000	80,339,100							
RECAPITULATION—BY PROVINCES.														
Manitoba														
Saskatchewan	23,966	10,409	3,488	384	83	213	38,543							
Alberta	101,329	23,505	2,931	5,194	34	225	133,218							
	41,723	14,891	1,756	864	73	14	59,321							
Total	167,018	48,805	8,175	6,442	190	452	231,082							
Grand total in bushels	192,070,700	95,169,750	10,627,500	7,086,200	190,000	452,000	305,596,150							

STATEMENT showing the Number of Cars and approximate Quantity of each kind of Grain inspected in the Western Inspection Division, during the Crop Year 1916-17, by Provinces and Railroads—Concluded.

RECAPITULATION—BY RAILROADS.

	Wheat.	Oats.	Barley.	Flax.	Rye.	Screenings.	Total.
	Cars.	Cars.	Cars.	Cars.	Cars.	Cars.	Cars.
C. P. R.—Cars.....	95,498	20,460	3,147	4,125	37	328	123,595
Bushels.....	109,322,700	39,897,000	4,091,100	4,537,500	37,000	328,000	158,713,300
C. P. R. Calgary—East cars.....	390	891	189	14	50	7	1,541
West Cars.....	327	294	33	1	3	.....	658
Calgary Cars.....	3,222	1,990	535	33	18	.....	5,800
Total—Cars.....	3,939	3,175	757	48	71	9	7,999
Bushels.....	4,529,850	6,191,250	984,100	52,800	71,000	9,000	11,838,000
C. N. R.—Cars.....	49,496	17,860	3,523	1,821	20	113	72,833
Bushels.....	56,920,400	34,827,000	4,579,900	2,003,100	20,000	113,000	98,463,400
G. T. P.—Cars.....	15,500	6,698	601	335	.....	2	23,136
Bushels.....	17,825,000	13,061,100	781,300	368,500	.....	2,000	32,037,900
G. N. R. Duluth—Cars.....	2,585	612	147	113	62	.....	3,519
Bushels.....	2,972,750	1,193,400	191,100	124,300	62,000	.....	4,543,550
Grand Total—Cars.....	167,018	48,805	8,175	6,442	190	452	231,082
Grand Total in bushels.....	192,070,700	95,169,750	10,627,500	7,086,200	190,000	452,000	305,596,150

## SESSIONAL PAPER No. 10b

STATEMENT showing the Number of Cars of Grain Inspected at the various points in the Western Inspection Division during the Crop Year September 1, 1916, to August 31, 1917, by railroads.

Inspected at	Railroad.	Spring Wheat.	Winter Wheat.	Total Wheat.	Oats.	Barley.	Flax.	Rye.	Screen- ings.	Total, All Grain.
		Cars.	Cars.	Cars.	Cars.	Cars.	Cars.	Cars.	Cars.	Cars.
Winnipeg, via.....	C. P. R.....	86,481	122	86,603	18,963	3,114	3,897	32	318	112,927
" ".....	C. N. R.....	46,581	1	46,582	17,600	3,502	1,613	20	113	69,430
" ".....	G. T. P. R.....	14,586	2	14,588	6,277	588	312		2	21,767
Calgary.....		3,910	29	3,939	3,175	757	48	71	9	7,999
Duluth.....		2,585		2,585	612	147	113	62		3,519
Moosejaw.....		4,629	5	4,634	822	21	121	5	10	5,613
Saskatoon, via.....	C. P. R.....	1,551		1,551	650	8	3			2,212
" ".....	C. N. R.....	2,914		2,914	260	21	208			3,403
" ".....	G. T. P. R.....	912		912	421	13	23			1,369
Medicine Hat.....		2,703	7	2,710	25	4	104			2,843
Total.....		166,852	166	167,018	48,805	8,175	6,442	190	452	231,082

SUMMARY BY RAILROADS.

C. P. R.....	97,723	163	99,437	23,635	3,904	4,173	108	337	131,594
C. N. R.....	49,495	1	49,496	17,860	3,523	1,821	20	113	72,833
G. T. P. R.....	15,498	2	15,500	6,698	601	335		2	23,136
G. N. R.....	2,585		2,585	612	147	113	62		3,519
Total.....	165,301	166	167,018	48,805	8,175	6,442	190	452	231,082

8 GEORGE V, A. 1918

STATEMENT showing the Estimated Crops of Wheat, Oats, Barley and Flax; the quantity inspected; percentage of estimated crop inspected; quantity received at Fort William and Port Arthur Elevators—Public and Private; percentage of estimated crop and percentage of quantity inspected which was received at Fort William and Port Arthur Elevators.

Crop Year.	Estimated Crop.	Quantity inspected.	Percentage of Estimated Crop inspected.	Quantity received at Fort William and Port Arthur Elevators.	Received at Fort William and Port Arthur Elevators.	
					Percentage of estimated Crop.	Percentage of Quantity inspected.
	Bush.	Bush.	%	Bush.	%	%
<i>Wheat—</i>						
1914-15.....	140,958,000	107,916,750	77	84,975,718	60	79
1915-16.....	360,187,000	322,472,400	90	286,034,753	79	89
1916-17.....	242,314,000	192,070,700	79	146,624,253	61	76
<i>Oats—</i>						
1914-15.....	150,843,000	35,839,700	24	19,327,358	13	54
1915-16.....	279,692,000	112,901,700	40	80,580,703	29	71
1916-17.....	313,916,000	95,169,750	30	64,256,655	20	68
<i>Barley—</i>						
1914-15.....	19,535,000	4,953,000	25	2,821,768	14	57
1915-16.....	36,003,000	13,155,750	37	10,316,303	29	78
1916-17.....	33,419,000	10,627,500	32	7,532,415	23	71
<i>Flax—</i>						
1914-15.....	7,083,000	4,001,600	56	3,373,175	48	84
1915-16.....	6,045,000	5,421,100	90	5,059,848	84	93
1916-17.....	8,212,500	7,086,200	86	6,016,614	73	85

SESSIONAL PAPER No. 10b

STATEMENT showing the total Receipts and Shipments at Fort William and Port Arthur Separately during the Crop Year  
(September 1, 1916, to August 31, 1917).

	Wheat.	Oats.	Barley.	Flax.	Rye.	Rejected Mixed Grain.
	Net bush.	Net bush.	Net bush.	Net bush.	Net bush.	Net bush.
<i>Receipts—</i>						
Terminal Elevators—Fort William	84,740,046	33,478,336	3,602,445	3,786,978	4,073	17,375,527
Port Arthur	37,349,144	22,437,178	3,896,919	2,194,584	2,534	9,260,823
Hospital Elevators—Fort William	18,543,386	6,958,988	372,491	34,671	1,652	8,362,290
Port Arthur	5,991,077	1,382,153	160,560	381		3,048,860
Totals—Fort William	103,284,032	40,437,324	3,974,936	3,821,649	5,725	25,737,817
Port Arthur	43,340,221	23,819,331	3,557,479	2,194,965	2,534	12,309,683
Grand total	146,624,253	64,256,655	7,532,415	6,016,614	8,259	38,047,500
<i>Shipments—</i>						
Terminal Elevators—Fort William	73,483,204	26,769,463	3,311,466	3,962,734		3,792,332
Rail.	10,026,423	7,873,465	458,381	311,817	5,605	11,207,600
Lake	35,807,087	18,284,956	3,183,716	2,293,463		1,952,658
Port Arthur	1,322,139	3,826,056	243,157	181,666	2,003	4,781,035
Hospital Elevators—Fort William	17,531,741	1,696,502	290,852			
Rail.	2,068,537	5,021,043	90,808	1,372		3,471,740
Lake	11,688,822	1,088,714	169,445			
Port Arthur	147,232	340,507	3,962		513	180,000
Totals—						
Fort William	91,014,945	28,465,965	3,602,318	3,962,734		3,792,332
Rail.	12,094,860	12,894,508	549,189	313,189	5,605	14,679,340
Port Arthur	47,495,909	19,373,670	3,553,161	2,293,463		1,952,658
Lake	1,469,371	4,166,573	247,119	181,666	2,516	4,961,035
Totals Lake and Rail—Fort William	103,109,905	41,360,473	4,151,507	4,275,923	5,605	18,471,672
	48,965,280	23,540,243	3,600,280	2,475,129	2,516	6,913,693
Grand total	152,075,185	64,900,716	7,751,787	6,751,052	8,121	25,385,365

8 GEORGE V, A. 1918

STATEMENT showing the Receipts from the West of each kind of Grain at the Public Terminal Elevators Fort William and Port Arthur, Monthly, during the Crop Year 1916-17.

	Wheat.	Oats.	Barley.	Flax.	Rye.	Rejected Mixed Grain.
	Net bush.	Net bush.	Net bush.	Net bush.	Net bush.	Net Lbs.
1916.						
September.....	8,727,470	3,283,504	983,547	335,436	580	2,121,980
October.....	19,013,868	5,827,567	1,259,746	259,251	195	2,193,230
November.....	23,716,390	8,042,918	1,214,255	1,089,948	1,361	3,444,168
December.....	17,805,259	8,143,861	872,246	972,054	684	4,519,805
1917.						
January.....	6,387,405	3,406,786	318,019	365,272	740	1,439,925
February.....	1,991,331	646,810	56,627	120,151		518,090
March.....	1,850,763	1,004,046	72,119	146,385		610,590
April.....	1,646,670	1,532,777	106,950	112,735		843,150
May.....	17,402,500	9,154,541	838,926	944,959	960	3,670,755
June.....	13,321,714	6,391,713	484,758	869,556		3,780,752
July.....	8,245,123	6,509,307	467,394	581,657	1,104	1,848,035
August.....	1,981,297	1,971,684	224,777	184,158	983	1,645,870
Total.....	122,089,790	55,915,514	6,999,364	5,981,562	6,607	26,636,350
Crop Year 1915-16.....	267,097,228	73,069,376	9,495,557	5,034,541	7,690	26,861,866
Crop Year 1914-15.....	75,715,606	17,189,298	2,624,082	3,179,926	4,486	8,393,348

## SESSIONAL PAPER No. 10b

STATEMENT showing the Shipments by Lake and Rail of each kind of Grain from the Public Terminal Elevators—Port William and Port Arthur—Monthly, during the Crop Year 1916-17.

		Wheat.	Oats.	Barley.	Flax.	Rye.	Rejected Mixed Grain.
		Bush.	Bush.	Bush.	Bush.	Bush.	Lb.
1916.							
September.....	Lake..	8,818,287	4,734,181	902,263	567,862		407,597
	Rail..	333,994	1,200,921	27,959	1,140	1,603	1,530,350
October.....	Lake..	13,584,453	2,576,872	858,590	577,899		217,730
	Rail..	427,313	1,085,354	78,616	2,540	1,135	1,433,460
November.....	Lake..	18,420,852	5,416,160	1,039,551	743,070		
	Rail..	680,160	566,674	108,405	4,301	913	809,725
December.....	Lake..	11,745,247	4,435,332	856,921	569,741		1,341,190
	Rail..	709,458	560,838		26,739		216,780
1917.							
January.....	Lake..						
	Rail..	1,664,105	1,117,294	46,601	126,996	1,162	405,870
February.....	Lake..						
	Rail..	1,139,814	871,192	17,524	71,994		1,236,830
March.....	Lake..						
	Rail..	1,709,232	1,914,030	74,061	97,764		606,120
April.....	Lake..	234,398					
	Rail..	1,671,750	2,307,666	91,959	89,265	898	1,101,140
May.....	Lake..	27,012,480	9,255,150	811,072	1,624,516		
	Rail..	1,250,916	733,795	121,078	10,063		2,096,255
June.....	Lake..	16,776,735	10,013,428	1,248,788	721,775		2,397,045
	Rail..	564,082	524,764	56,486	36,399		3,729,655
July.....	Lake..	7,172,513	7,053,020	381,532	899,568		657,455
	Rail..	509,388	183,718	66,137	15,840	937	961,525
August.....	Lake..	5,525,326	1,570,276	396,464	551,776		723,973
	Rail..	688,350	633,285	12,712	10,442	960	1,860,925
Totals.....	Lake..	109,290,291	45,054,419	6,495,181	6,256,197		5,744,990
	Rail..	11,348,562	11,699,531	701,538	493,483	7,608	15,988,635
Crop Year 1915-16.....	Lake..	234,727,879	58,914,914	8,238,417	4,573,581		1,959,573
	Rail..	18,297,274	10,006,323	617,766	514,522	5,397	7,724,363
Crop Year 1914-15.....	Lake..	72,293,255	15,897,695	2,524,080	4,305,528	1,040	5,337,545
	Rail..	6,626,147	1,224,195	125,482	107,897	2,540	1,300,463

8 GEORGE V, A. 1918

STATEMENT showing the Receipts from the West of each kind of Grain at the Fort William and Port Arthur Hospital Elevators, Monthly, during the Crop Year 1916-17.

Month.	Wheat.	Oats.	Barley.	Flax.	Rye.	Rejected Mixed Grain.
1916.	Net Bush.	Net bush.	Net Bush.	Net Bush.	Net Bush.	Net Lb.
September.....	1,569,458	647,189	78,412	1,984		902,210
October.....	3,644,278	1,295,439	155,619	4,923		668,460
November.....	3,969,787	1,588,079	161,417	3,980	368	1,488,570
December.....	2,576,038	863,202	37,775	5,216	729	1,714,200
1917.						
January.....	803,830	259,259	9,899	5,032		629,700
February.....	359,337	220,659	5,446	224		479,940
March.....	611,028	408,012	13,409	1,180	555	570,030
April.....	1,041,925	481,237	8,539	412		259,610
May.....	3,551,430	805,538	11,669	5,881		990,650
June.....	3,472,250	691,023	16,033	756		904,560
July.....	2,240,600	717,071	18,231	1,981		938,640
August.....	694,502	364,433	16,602	3,483		1,864,580
Total.....	24,534,463	8,341,141	533,051	35,052	1,652	11,411,150
Crop Year 1915-16.....	18,937,525	7,511,326	820,746	25,307	1,288	10,906,120
Crop Year 1914-15.....	9,260,112	2,138,060	197,687	193,249	383	2,986,435

STATEMENT showing the Shipments—Lake and Rail—from the Fort William and Port Arthur Hospital Elevators, Monthly, during the Crop Year 1916-17.

Month.	Wheat.	Oats.	Barley.	Flax.	Rye.	Rejected Mixed Grain.
1916.	Bush.	Bush.	Bush.	Bush.	Bush.	Lb.
September.....	Lake.. 2,552,737	171,830	28,890			
	Rail.. 92,355	607,778	12,212			516,000
October.....	Lake.. 5,062,990	280,066	108,888			
	Rail.. 85,528	966,631	10,119			160,000
November.....	Lake.. 4,542,536	690,781	117,477			
	Rail.. 83,253	964,461	38,066			286,030
December.....	Lake.. 2,610,296	239,429	51,238			
	Rail.. 90,020	313,188	1,250			216,000
1917.						
January.....	Lake..					
	Rail.. 502,124	306,439	4,917			144,100
February.....	Lake..					
	Rail.. 181,755	251,373	3,006			539,710
March.....	Lake..					
	Rail.. 282,288	398,968	5,160			212,440
April.....	Lake.. 127,000					
	Rail.. 227,833	411,059				271,860
May.....	Lake.. 4,577,488	525,992	16,607			
	Rail.. 189,737	196,509	1,263			630,550
June.....	Lake.. 4,346,474	278,656	102,017			
	Rail.. 214,043	371,586	11,122			160,970
July.....	Lake.. 3,326,711	427,873	35,180			
	Rail.. 157,175	254,505	2,655			236,080
August.....	Lake.. 2,074,333	170,587				
	Rail.. 109,658	319,054	5,000	1,372	513	278,000
Total.....	Lake.. 29,220,565	2,785,214	460,297			
	Rail.. 2,215,769	5,361,551	94,770	1,372	513	3,651,740
Grand Total.....		8,146,765	555,067	1,372	513	3,651,740
Crop Year 1915-16.....	Lake.. 22,177,663	1,341,065	800,742			
	Rail.. 4,096,692	4,969,176	268,706	1,835		1,252,860
Crop Year 1914-15.....	Lake.. 5,239,142	738,104	5,000	79,652		1,157,550
	Rail.. 2,116,523	1,089,861	66,215	8,680		472,620

## SESSIONAL PAPER No. 106

STATEMENT showing the Total Receipts and Shipments of each kind of Grain at the Public Terminal Elevators—Fort William and Port Arthur with Summary of Receipts by Railroads during the Crop Year 1916-17.

1. RECEIPTS OF WHEAT AND OATS.

Elevator.	Receipts from West.		Transfers.		Total Receipts.	
	Cars.	Net Bush.	Shrinkage.	Cars.	Shrinkage.	Net Bush.
<i>Wheat—</i>			Bush.		Bush.	Bush.
Can. Pac. Rly. Co.....	11,004	13,930,754	182,676	890	1,247,122	15,177,876
Empire.....	4,724	5,831,520	84,473	540½	850,593	6,782,113
Consolidated.....	7,575½	9,730,284	161,981	205	233,913	9,964,197
Ogilvie.....	7,052½	9,033,808	137,589	821	986,212	10,020,020
Western Terminal.....	7,538	9,568,700	156,977	7,538	512,174	10,080,874
Grain Growers.....	8,484½	10,793,090	136,780	89	435,187	11,228,277
Fort William.....	6,606½	8,479,310	106,671	54	64,857	8,544,167
Eastern Terminal.....	4,394½	5,607,790	62,495	51	60,695	5,668,484
G.T.P. Term. Elev. Co.....	10,984½	11,665,390	162,465	128	147,201	11,812,591
Canadian Northern.....	16,313½	16,977,396	286,966	2,539½	11,112½	19,639,696
Thunder Bay.....	5,847	6,190,248	96,063	238	262,508	6,452,756
Horn & Co.....	891	6,991,692	37,313	80½	93,047	7,084,739
Canadian Government.....	11,403	12,911,148	150,465	324½	380,908	13,292,056
Davidson & Smith.....	244½	278,660	3,211	76	81,584	360,514
Total.....	103,063	122,089,790	1,766,128	6,337	8,018,570	130,108,360
<i>Oats—</i>						
Canadian Pacific Rly. Co.....	3,009	6,237,432	548	36	69,591	6,307,023
Empire.....	1,154½	2,310,931	85	431½	854,913	3,165,844
Consolidated.....	1,183½	2,506,972	85	6	11,020	2,518,592
Ogilvie.....	793½	1,022,718	584	6	10,811	1,633,529
Western Terminal.....	1,080	2,303,236	584	11	23,398	2,326,634
Grain Growers.....	2,104	4,424,643	1,339	97½	186,811	4,611,454
Fort William.....	1,755	3,651,655	1,339	11	2,201½	3,695,304
Eastern Terminal.....	1,353½	2,775,953	2,115	23	1,778	2,783,772
G.T.P. Term. Elev. Co.....	4,024	7,644,796	2,115	4	7,819	7,648,691
Canadian Northern.....	6,249½	11,726,218	209	26	48,776	11,774,994
Thunder Bay.....	2,017½	3,811,342	1,152	44	6,275½	3,891,234
Horn & Co.....	322	610,971	3,344	19	2,061½	648,142
Canadian Government.....	3,238½	6,242,830	3,513	13½	341	6,270,438
Davidson & Smith.....	24	45,817		24	3,252	45,817
Total.....	28,308½	55,915,514	12,889	719½	1,405,954	57,321,468
Total.....				29,028		12,889

## 2. SHIPMENTS OF WHEAT AND OATS.

Elevator.	Shipments by Vessels.		Shipments by Rail.		Transfers.		Total Shipments.	
	Net Bush.	Shrinkage.	Net Bush.	Shrinkage.	Net Bush.	Shrinkage.	Net Bush.	Shrinkage.
<i>Wheat—</i>		Bush.		Bush.		Bush.		Bush.
Can. Pac. Rly. Co.....	13,772,837	2,215-40	739,256	479-30	1,301,546	683-20	15,903,639	3,378-30
Empire.....	4,911,690	512-10	798,230	143-20	1,470,512	69-00	7,180,432	724-30
Consolidated.....	8,473,813	172-40	1,113,986		785,740	1,376-40	10,373,539	1,549-20
Ogilvies.....	6,201,634	160-20	3,820,807	239-10	582,919	13-30	10,695,360	3,413-00
Western Terminal.....	9,824,365	38-10	1,102,042	2,359-40	526,359	773-20	10,552,706	3,171-10
Grain Growers.....	9,557,989		712,636	50-40	1,263,083	62-20	11,533,708	113-00
Port William.....	7,012,777	333-40	942,774		805,813	14-20	8,761,364	348-00
Eastern Terminal.....	3,851,931	803-30	706,585	218-10	1,379,138		5,937,654	1,021-40
G.T.P. Term. Elev. Co.....	10,776,228		90,107		1,413,847		12,280,182	
Canadian Northern.....	18,746,146	2,951-30	245,946	227-30	1,958,276		20,950,368	3,179-00
Thunder Bay.....	5,169,235	510-30	166,975	149-50	1,466,967		6,803,177	660-20
Horn & Co.....	787,897	158-20	161,157	65-30	125,503	228-00	1,074,557	451-50
Canadian Government.....	11,103,809	1,444-30	748,061	59-00	1,880,278		13,732,148	1,503-30
Davidson & Smith.....								
Total.....	109,290,291	9,301-00	11,348,562	3,992-20	15,049,981	3,220-30	135,688,874	16,513-50
<i>Oats—</i>								
Can. Pac. Rly. Co.....	5,067,015		1,426,310		251,924		6,745,249	
Empire.....	2,441,902		608,941	197-12	106,870		3,157,713	197-12
Consolidated.....	1,760,721		786,372		101,202		2,648,295	
Ogilvies.....	961,407		659,267		44,907		1,665,581	
Western Terminal.....	1,570,665		782,865	70 00	67,654		2,421,184	70 00
Grain Growers.....	3,136,070		940,748	112-12	118,283		4,457,529	
Port William.....	2,796,306		1,182,405	47-32	186,186		3,802,029	112-12
Eastern Terminal.....	1,511,287		283,382		52,228		2,879,878	47-32
G.T.P. Term. Elev. Co.....	7,524,090		1,414,593		323,580		7,859,700	
Canadian Northern.....	10,381,264		699,271	73 08	36,073		12,119,437	73 08
Thunder Bay.....	3,206,882		247,438		77,452		3,942,226	
Horn & Co.....	282,143		1,463,645	1,508-12	175,066		6,607,033	
Canadian Government.....	4,414,667		1,118				6,053,378	
Davidson & Smith.....							1,118	
Total.....	45,054,419		11,699,531	2,009-08	1,606,400		58,360,350	2,009-08

## SESSIONAL PAPER No. 106

## 3. RECEIPTS OF BARLEY, FLAX, RYE, AND REJECTED MIXED GRAIN.

Elevator.	Receipts from West.			Transfers.			Total Receipts.		
	Cars.	Net Bush.	Shrinkage.	Cars.	Net Bush.	Shrinkage.	Cars.	Net Bush.	Shrinkage.
<i>Barley—</i>			Bush.			Bush.			Bush.
Can. Pac. Rly. Co.	632½	839,220	1,713	21	25,264	.....	654	864,484	1,713
Empire.....	214	290,520	483	62	85,882	.....	276	376,402	483
Consolidated.....	250	345,677	1,263	2	3,011	.....	252	348,686	1,263
Ogilvie.....	218	290,150	759	.....	.....	.....	218	290,150	759
Western Terminal.....	130½	179,908	634	1	1,068	.....	131½	180,976	634
Grain Growers.....	435	576,577	1,265	5	7,040	.....	440	583,626	1,265
Fort William.....	2 4½	342,650	681	2	2,308	.....	256½	344,958	681
Eastern Terminal.....	140	130,060	434	.....	.....	.....	140	190,060	434
G.T.P. Term. Elev. Co.	433½	547,685	3,101	.....	.....	.....	433½	547,685	3,101
Canadian Northern.....	1,748	2,138,081	7,348	37	49,039	.....	1,785	2,187,120	7,348
Thunder Bay.....	413½	510,277	1,214	.....	.....	.....	413½	510,277	1,214
Horn & Co.	632	77,260	1,402	3	3,754	.....	66½	81,014	402
Canadian Government.....	709½	661,222	1,338	1	1,570	.....	510½	662,792	1,338
Davidson & Smith.....	8½	10,079	4	.....	.....	.....	8½	10,079	4
Total.....	5,451½	6,999,364	20,639	134	178,945	.....	5,585½	7,178,309	20,639
<i>Flax—</i>									
Empire.....	912½	1,125,292	99,773	24	30,966	28	936½	1,156,258	99,801
Consolidated.....	429	531,082	45,745	.....	86	1	429	531,168	45,746
Western Terminal.....	1,212	1,510,454	136,594	3	3,393	.....	1,215	1,513,847	136,594
Fort William.....	319	384,134	35,108	.....	.....	.....	319	384,134	35,108
G.T.P. Term. Elev. Co.	232½	236,016	23,423	.....	.....	.....	232½	236,016	23,423
Canadian Northern.....	514½	734,972	48,266	1	1,331	.....	515½	736,303	48,266
Thunder Bay.....	262	277,532	21,612	.....	94	22	262	277,626	21,634
Horn & Co.	341½	407,063	50,534	.....	.....	.....	341½	407,063	50,534
Canadian Government.....	823½	975,017	87,461	1	588	1	824½	975,605	87,462
Total.....	5,046½	5,981,562	546,516	29	36,458	52	5,075½	6,018,029	546,568

3. RECEIPTS OF BARLEY, FLAX, RYE, AND REJECTED MIXED GRAIN—Concluded.

Elevator.	Receipts from West.			Transfers.			Total Receipts.		
	Cars.	Net Bush.	Shrinkage.	Cars.	Net Bush.	Shrinkage.	Cars.	Net Bush.	Shrinkage.
<i>Rye—</i>									
Can. Pac. Rly. Co.	2	3,137	20					3,137	Bush. 20
Consolidated	1	353					2	353	
Western Terminal	1	509					1	509	
Eastern Terminal		74						74	
Canadian Northern	1	1,672					1	1,672	
Thunder Bay		200						200	
Canadian Government	1	662	26				1	662	26
Total	6	6,607	46				6	6,607	46
<i>Rejected Mixed Grain—</i>									
Can. Pac. Rly. Co.	82	5,699,310			80,730			5,780,040	lb.
Empire	21	2,049,462		2			84	2,049,462	
Consolidated	28	2,359,715	4,784				21	2,359,715	4,784
Ogilvie	4	283,880					28	283,880	
Western Terminal	22	2,803,980	7,900		5,530		4	2,809,510	7,900
Grain Growers	14	987,880		1	36,870		22	1,024,750	
Fort William	13	1,180,240	650				15	1,180,240	650
G.T.P. Term. Elev. Co.	12	9,260	1,440		1,732,670		13	1,731,930	1,440
Eastern Terminal	29	2,001,800		28	131,730		40	2,133,530	
Canadian Northern	47	3,126,843		2			30	3,126,843	
Thunder Bay	12	793,260			41,830		47	835,090	
Horn & Co.	11	1,186,890		1	111,020		13	1,297,910	
Canadian Government	48	4,153,830	10,490	2	154,720		50	4,308,550	10,490
Total	347	26,036,350	25,264	38	2,295,100		385	28,931,450	25,264

## SESSIONAL PAPER No. 106

## 4. SHIPMENTS OF BARLEY, FLAX, RYE, AND REJECTED MIXED GRAIN.

Elevator.	Shipments by Vessels.		Shipments by Rail.		Transfers.		Total Shipments.	
	Net Bush.	Shrinkage.	Net Bush.	Shrinkage.	Net Bush.	Shrinkage.	Net Bush.	Shrinkage.
<i>Barley—</i>		Bush.		Bush.		Bush.		Bush.
Can. Pac. Rly. Co.	800,209		74,250	44	20,581		895,040	44
Empire.	341,376		48,642		13,694	29	403,712	29
Consolidated	253,934		88,271		20,782		362,987	
Ogilvie	260,636		37,474		7,615		305,725	
Western Terminal	136,288		39,262		2,559		192,109	
Grain Growers	536,291		51,655	21			387,946	21
Fort William	293,128		50,875		15,353		359,356	
Eastern Terminal	131,470		56,115		10,953		198,538	
G.T.P. Term. Elev. Co.	544,134		11,837		15,276		571,247	
Canadian Northern	2,124,208		102,202		11,035		2,237,445	
Thunder Bay	467,521		48,881		5,400		521,802	
Horn & Co.	49,289		15,711		6,809		71,809	
Canadian Government	542,698		73,613		61,138		677,449	
Davidson & Smith			2,750				2,750	
Total	6,495,182		701,538	65	191,195	29	7,387,915	94
<i>Flax—</i>								
Empire	1,158,200	19,569	99,252	1,253	271	9	1,257,723	20,831
Consolidated	542,429	8,228	52,732	616	3,374	51	598,535	8,895
Western Terminal	1,597,104	20,447	125,447	1,395			1,722,551	21,842
Fort William	405,116	6,950	27,838	272	649		433,603	7,222
G.T.P. Term. Elev. Co.	259,885	4,856	6,548	112			266,433	4,908
Canadian Northern	595,736	11,119	24,829	382	1,182	18	621,747	11,519
Thunder Bay	305,315	4,754	17,788	273			323,103	5,027
Horn & Co.	426,373	7,207	68,691	1,099	141	3	495,205	8,309
Canadian Government	966,039	18,858	70,359	1,020	104		1,036,502	19,878
Total	6,256,197	101,988	493,454	6,422	5,721	81	6,755,402	108,491
<i>Rye—</i>								
Can. Pac. Rly. Co.			4,130		754		4,884	
Grain Growers			1,248				1,248	
Fort William			27				27	
G.T.P. Term Elev. Co.			200				200	
Canadian Northern			1,608		41		1,649	

4. SHIPMENTS OF BARLEY, FLAX, RYE, AND REJECTED MIXED GRAIN—*Concluded.*

Elevator.	Shipments by Vessels.		Shipments by Rail.		Transfers.		Total Shipments.	
		Bush.		Bush.		Bush.		Bush.
Thunder Bay.....			200				200	
Canadian Government.....			195		467		622	
Total.....			7,608		1,262		8,870	
<i>Rejected Mixed Grain—</i>								
Can. Pac. Rly. Co.....	Net lb.	lb.	Net lb.	lb.	Net lb.	lb.	Net lb.	lb.
Empire.....	1,136,280		3,269,167		2,791,260		7,196,707	
Consolidated.....	998,015		910,000		876,850		2,081,895	
Ogilvie.....	181,630		1,717,630		746,895	320	2,619,155	320
Western Terminal.....			45,070				45,070	
Grain Growers.....	38,880		1,747,300		1,351,330		3,137,510	
Fort William.....	80,465		971,325		779,270		1,831,060	
Eastern Terminal.....	28,725		810,428		602,669		1,441,822	
G.T.P. Term. Elev. Co.....	729,550		1,301,270		734,300		2,768,210	
Canadian Northern.....	1,295,757		432,410		664,260		2,332,427	
Thunder Bay.....	683,911		1,627,700		2,992,530		5,304,141	
Horn & Co.....	191,490		428,990	630	192,630		812,950	630
Canadian Government.....	283,498		768,290	990	1,484,310		2,536,098	990
Total.....	793,319		1,956,055		1,979,288		4,728,662	
	5,744,990		15,988,635	1,620	15,195,082	320	36,928,707	1,940

## SESSIONAL PAPER No. 106

## 5. RECEIPTS BY RAILROADS.

Railroad.	Wheat.			Oats.			Barley.		
	Cars.	Net Bush.	Shrinkage. Bush.	Cars.	Net Bush.	Shrinkage. Bush.	Cars.	Net Bush.	Shrinkage. Bush.
Can. Pac. Rly. Co.	60,943	77,709,267	1,108,459	13,788½	28,543,178	8,569	2,476½	3,324,806	7,814
Can. Nor. Rly. Co.	29,895	31,368,495	482,520	10,217	19,202,041	2,265	2,485½	3,054,900	9,515
Grand Trunk Pac. Rly. Co.	12,225	13,012,028	175,149	4,303	8,170,295	2,115	489½	619,658	3,311
Total	103,063	122,089,790	1,766,128	28,308½	55,915,514	12,889	5,451½	6,999,364	20,640
Railroad.	Flax.			Rye.			Rejected Mixed Grain.		
	Cars.	Net Bush.	Shrinkage. Bush.	Cars.	Net Bush.	Shrinkage. Bush.	Cars.	Net lb.	Shrinkage. lb.
Can. Pac. Rly. Co.	3,620½	4,483,258	414,140	5	5,204	46	255½	21,209,766	23,824
Can. Nor. Rly. Co.	1,139½	1,198,712	103,843	1	1,403	.....	76	5,206,924	.....
Grand Trunk Pac. Rly. Co.	286½	299,562	28,533	.....	.....	.....	15½	219,660	1,440
Total	5,046½	5,981,562	546,516	6	6,607	46	347	26,636,350	25,264

STATEMENT showing the Receipts and Shipments of Screenings and Scalpings at Fort William and Port Arthur Elevators for Crop Year 1916-17.

	Receipts from West.	Transfers.	Total Receipts.	Shipments by Vessel.	Shipments by Rail.	Transfers.	Total Shipments.
<i>Screenings—</i>							
Canadian Pacific Railway Company.....	Lb. 145,780	Lb. 392,390	Lb. 538,170	Lb. 2,205,450	Lb. 3,058,820	Lb. 119,030	Lb. 5,383,300
Empire.....	.....	.....	.....	2,989,000	564,590	306,000	3,859,590
Consolidated.....	.....	.....	.....	5,202,020	1,030,470	198,000	6,490,490
Ogilvie's.....	.....	108,370	108,370	920,190	5,188,400	.....	6,108,590
Western Terminal.....	.....	49,370	49,370	6,969,500	2,484,140	30,000	9,483,640
Grain Growers.....	.....	.....	.....	3,617,620	477,180	15,490	4,110,290
Fort William.....	40,350	.....	40,350	370,000	273,110	.....	643,110
Eastern Terminal.....	54,650	.....	54,650	1,850,520	103,960	855,960	2,810,440
G. T. P. Terminal Elev. Co. ....	61,410	1,518,970	1,580,380	3,510,400	3,463,310	.....	6,973,710
Canadian Northern.....	440,040	20,500	460,540	6,954,100	3,118,920	.....	10,073,020
Thunder Bay.....	433,410	87,960	541,370	3,291,860	869,820	12,210	4,173,890
Horn & Co. ....	.....	.....	.....	.....	1,143,290	.....	1,143,290
Canadian Government.....	18,860	.....	18,860	1,340,900	3,675,640	.....	5,016,540
Davidson & Smith.....	.....	.....	.....	.....	119,000	.....	119,000
Total—Terminals.....	1,214,500	2,177,560	3,392,060	39,281,560	25,570,650	1,536,690	66,388,900
Hospitals.....	430,000	903,840	1,333,840	2,360,530	8,986,310	1,800,100	13,146,910
Grand Total.....	1,644,500	3,081,400	4,725,900	41,642,090	34,556,960	3,336,790	79,535,840
<i>Scalpings—</i>							
Canadian Pacific Railway Company.....	516,760	.....	516,760	.....	628,920	307,050	935,970
Empire.....	.....	.....	.....	1,253,000	126,000	188,000	1,567,000
Consolidated.....	.....	.....	.....	1,947,360	262,087	.....	2,209,447
Ogilvie's.....	238,400	354,580	592,980	.....	42,130	.....	92,130
Western Terminal.....	.....	.....	.....	922,070	628,290	.....	628,290
Grain Growers.....	.....	.....	.....	.....	614,680	.....	1,536,750
Fort William.....	24,605	.....	24,605	1,970,000	2,576,860	.....	4,546,860
Eastern Terminal.....	.....	.....	.....	.....	73,840	156,000	229,840
G. T. P. Terminal Elev. Co. ....	33,120	97,000	130,120	885,290	1,221,330	1,125,810	3,232,430
Canadian Northern.....	24,680	.....	24,680	240,000	946,743	1,494,700	2,681,443
Thunder Bay.....	49,940	3,580	28,260	1,541,100	556,600	.....	2,097,700
Canadian Government.....	.....	.....	49,940	.....	338,460	248,940	587,400
Davidson & Smith.....	.....	.....	.....	.....	50,000	.....	50,000
Total—Terminals.....	887,505	455,160	1,342,665	8,758,820	8,115,940	3,520,400	20,395,260
Hospitals.....	9,473,920	4,492,730	13,966,650	.....	4,248,560	1,103,440	5,352,000
Grand Total.....	10,360,825	4,947,890	15,308,715	8,758,820	12,364,500	4,623,940	25,747,260
Grand Total—Screenings and Scalpings.....	12,005,325	8,029,290	20,034,615	50,400,910	46,921,460	7,960,730	110,528,300

## SESSIONAL PAPER No. 106

## DOCKAGES on Cars received at Public Terminal Elevators Crop Year (September 1, 1916, to August 31, 1917).

Elevator.	Wheat.		Oats.		Barley.		Flax.	
	No. of Cars Received.	Net Dockage.	No. of Cars Received.	Net Dockage.	No. of Cars Received.	Net Dockage.	No. of Cars Received.	Net Dockage.
		Bush.		Bush.		Bush.		Bush.
Canadian Pacific Railway Company.....	11,004	170,197-30	3,009	48-21	633	1,712-42	.....	.....
Empire.....	4,724	74,291-00	1,154 $\frac{1}{2}$	85-00	214	437-18	912 $\frac{1}{2}$	58,919-28
Consolidated.....	7,575 $\frac{1}{2}$	151,796-20	1,183 $\frac{1}{2}$	.....	250	1,041-16	429	29,054-02
Ogilvie.....	7,052 $\frac{1}{2}$	136,394-30	793 $\frac{1}{2}$	.....	218	758-38	.....	.....
Western Terminal.....	7,538	146,008-00	1,080	18-18	130 $\frac{1}{2}$	510-44	1,212	71,196-20
Grain Growers.....	8,484 $\frac{1}{2}$	127,750-10	2,104	.....	435	1,265-10	.....	.....
Fort William.....	6,606 $\frac{1}{2}$	92,155-30	1,755	240-25	254 $\frac{1}{2}$	681-12	319	16,078-33
Eastern Terminal.....	4,304 $\frac{1}{2}$	58,526-10	1,353 $\frac{1}{2}$	.....	140	434-08	.....	.....
G. T. P. Term. Elev. Co.....	10,984 $\frac{1}{2}$	154,679-50	4,024	835-33	432 $\frac{1}{2}$	3,100-20	232 $\frac{1}{2}$	14,260-03
Canadian Northern.....	16,313 $\frac{1}{2}$	269,840-10	6,249 $\frac{1}{2}$	.....	1,748	7,309-28	514 $\frac{1}{2}$	32,746-35
Thunder Bay.....	5,847	87,393-10	2,017 $\frac{1}{2}$	.....	413 $\frac{1}{2}$	1,211-46	262	14,358-16
Horn & Co.....	891	17,780-40	322	.....	63 $\frac{1}{2}$	365-45	341 $\frac{1}{2}$	24,164-05
Canadian Government.....	11,403	131,475-00	3,238 $\frac{1}{2}$	805-03	509 $\frac{1}{2}$	1,337-43	823 $\frac{1}{2}$	48,222-31
Total.....	102,818 $\frac{1}{2}$	1,618,288-00	28,284 $\frac{1}{2}$	2,033-22	5,443	20,167-34	5,046 $\frac{1}{2}$	309,000-05

## AVERAGE DOCKAGE PER CAR RECEIVED.

Wheat.....	Bush.
Oats.....	15.7
Barley.....	0.07
Flax.....	3.7
	61.2

NOTE.—The foregoing dockage represents the net dockage after separations of other grains were taken into account.

STATEMENT showing the Total Quantities of each kind of Grain shipped by Vessel from Fort William and Port Arthur during the Crop Year (September 1, 1916, to August 31, 1917,) according to the Ports at which the cargoes were discharged.

	Wheat.	Oats.	Barley.	Flax.	Sample Mixed Grain.	Elevator Screenings.
<i>To Canadian Ports—</i>						
Collingwood.....	Bush.	Bush.	Bush.	Bush.	Bush.	Bush.
Depot Harbour.....	3,368,994-30	159,400-00	.....	.....	.....	.....
Goderich.....	7,538,296-40	628,120-11	291,463-04	359,344-19	5,983,851	442-1,290
Kingston.....	102,565-00	752,948-23	126,151-14	.....	.....	.....
Midland.....	3,682,955-20	1,300,452-09	355,297-24	.....	.....	.....
Montreal.....	435,637-10	4,550,911-29	1,006,426-40	151,500-00	.....	.....
Port Colborne.....	17,100,988-50	6,353,901-03	172,033-11	.....	.....	589-
Port McNicoll.....	21,053,825-20	9,278,364-32	790,141-14	263,950-00	5,071,196	.....
Port Stanley.....	139,882-10	55,733-18	.....	.....	.....	.....
Quebec.....	.....	63,929-30	.....	.....	.....	.....
Tiffin.....	9,865,756-30	2,394,001-08	541,346-06	.....	1,039,993	.....
Total—Canadian Ports.....	63,308,901-30	29,744,567-23	3,342,859-17	774,794-19	12,095,040	1,031-1,290
<i>To United States Ports—</i>						
Buffalo.....	69,538,914-20	17,942,117-19	3,407,974-13	4,602,945-50	9,039,386	972-0800
Chicago.....	214,550-00	.....	.....	.....	.....	.....
Cleveland.....	476,333-00	.....	.....	.....	.....	.....
Detroit.....	100,282-50	.....	.....	.....	.....	.....
Duluth-Superior.....	2,541,836-20	.....	.....	708,146-54	.....	23,259-1200
Erie.....	474,765-10	.....	.....	.....	.....	.....
Fairport.....	1,187,098-00	.....	.....	.....	.....	.....
Milwaukee.....	.....	.....	.....	79,425-30	.....	.....
Port Huron.....	361,075-30	.....	.....	.....	.....	.....
Sandusky.....	103,550-10	.....	.....	.....	.....	.....
Toledo.....	109,449-50	.....	.....	192,783-08	.....	.....
Total—U. S. A. Ports.....	75,107,855-10	17,942,117-19	3,407,974-13	5,583,301-30	9,039,386	24,232-
Lost in wrecks.....	157,280-10	.....	.....	.....	.....	.....
Grand Total.....	138,574,036-50	47,086,085-08	6,810,833-30	6,358,095-49	21,134,426	25,263-1290

## SESSIONAL PAPER No. 10b

STATEMENT showing the total Lake Shipments from Fort William and Port Arthur during the four Crop Years 1913-14 to 1916-17, to Canadian and United States ports.

	Wheat.	Oats.	Barley.	Flax.	Sample Mixed Grain.	Elevator Screen- ings.
	Bush.	Bush.	Bush.	Bush.	Lb.	Ton Lb.
Crop Year 1913-14—						
To Canadian Ports.....	61,530,037	24,517,904	5,799,768	1,731,024	25,929,914	8,181- 738
To United States Ports...	63,956,333	15,109,584	4,109,725	10,271,848	146,710	47,616- 95
Lost in wrecks.....	740,453		64,331	142,365		
Total.....	126,226,823	39,627,488	9,973,824	12,145,237	26,076,624	65,797- 833
Crop Year 1914-15—						
To Canadian Ports.....	55,326,875	15,067,942	1,758,356	1,071,928	7,292,247	6,418-1560
To United States Ports...	22,219,529	1,446,376	769,520	3,412,797		25,149-1495
To England direct.....		121,482				
Total.....	77,546,404	16,635,800	2,527,876	4,484,725	7,292,247	31,568-1055
Crop Year 1915-16—						
To Canadian Ports.....	91,082,702	40,136,467	5,815,775	843,352	11,896,310	417-1560
To United States Ports...	165,949,985	19,658,043	3,139,040	3,841,297	562,523	73,807- 583
Lost in wrecks.....	97,000					
Total.....	257,129,687	59,794,510	8,954,815	4,684,649	12,458,833	74,225- 143
Crop Year 1916-17—						
To Canadian Ports.....	63,308,902	29,744,568	3,342,860	774,794	12,095,040	1,031-1290
To United States Ports...	75,107,855	17,942,117	3,467,974	5,583,302	9,039,386	24,232-
Lost in wrecks.....	157,280					
Total.....	138,574,037	47,686,685	6,810,834	6,358,096	21,134,426	25,263-1290

8 GEORGE V, A. 1918

STATEMENT showing the total Lake Shipments from Fort William and Port Arthur during the four Crop Years 1913-14 to 1916-17, with amounts carried by Canadian and United States Vessels shown separately.

—	Wheat.	Oats.	Barley.	Flax.	Sample Mixed Grain.	Elevator Screenings.
	Bush.	Bush.	Bush.	Bush.	Lb.	Ton. Lb.
Crop Year 1913-14—						
788 cargoes in Canadian Vessels.....	64,121,077	25,376,164	5,942,639	2,218,179	26,076,624	16,854-1808
350 cargoes in U. S. A. Vessels.....	62,105,746	14,351,324	4,031,185	9,927,058	.....	48,942-1025
1,138 cargoes.....	126,226,823	39,627,488	9,973,824	12,145,237	26,076,624	65,797- 833
Crop Year 1914-15—						
617 cargoes in Canadian Vessels.....	58,732,477	15,505,598	1,837,022	1,448,748	7,292,247	14,321-1305
95 cargoes in U. S. A. Vessels.....	18,813,927	1,130,202	690,854	3,035,977	.....	17,246-1750
712 cargoes.....	77,546,304	16,635,800	2,527,876	4,484,725	7,292,247	31,568-1055
Crop Year 1915-16—						
1,019 cargoes in Canadian Vessels.....	109,516,553	42,622,651	5,852,179	1,034,000	12,458,833	6,991-1885
830 cargoes in U. S. A. Vessels.....	147,613,134	17,171,859	3,102,636	3,650,649	.....	67,233- 258
1,849 cargoes.....	257,129,687	59,794,510	8,954,815	4,684,649	12,458,833	74,225- 143
Crop Year 1916-17—						
683 cargoes in Canadian Vessels.....	76,749,071	32,342,495	4,000,268	1,698,326	11,167,307	5,007-1240
451 cargoes in U. S. A. Vessels.....	61,824,966	15,344,190	2,810,566	4,659,770	9,967,119	20,256- 50
1,134 cargoes.....	138,574,037	47,686,685	6,810,834	6,358,096	21,134,426	25,263-1290

## SESSIONAL PAPER No. 10b

STATEMENT showing the Total Receipts of Western Grain—Wheat, Oats, Barley, and Flax at the Public Elevators in the East during the Crop Year 1916-17.

Port and Elevator Company.	Wheat.	Oats.	Barley.	Flax.
	Bushels.	Bushels.	Bushels.	Bushels.
Georgian Bay and Lower Lake Ports—				
Collingwood—Collingwood Elevator Co. ....		158,455		
Depot Harbour—Grand Trunk Railway Co., Ltd. ....	3,704,394	627,790	75,366	
Goderich—Goderich Elevator & Transit Company ....	5,028,360	4,156,108	375,503	281,870
Goderich—Western Canada Flour Mills Co. ....	2,699,240	294,172		
Kingston—Montreal Transportation Company....	2,526,485	455,579	126,122	
Kingston—Jas. Richardson & Sons, Ltd. ....	122,985	1,141,471	507	
Midland—Aberdeen Elevator Co., Ltd. ....	3,570,764	839,844	211,646	
Midland—Midland Elevator Company, Ltd. ....	709,911	1,437,048		
Port Colborne—Canadian Government.....	11,316,249	7,345,948	415,480	
Port Colborne—Maple Leaf Milling Co. ....	7,454,774			
Port McNichol—Canadian Pacific Rly. Co., Ltd. ....	22,845,366	10,231,149	967,732	293,029
Prescott—Prescott Terminal Co. ....				
Tiffin—G.T.P. Terminal Elevator Co., Ltd. ....	10,568,072	2,481,348	561,449	
Total.....	70,546,600	29,168,912	2,733,805	574,899
Atlantic Seaboard Ports—				
Montreal—Harbour Commissioners.....	35,462,255	21,269,554	3,872,639	31,966
Montreal—Montreal Warehousing Co., Ltd. ....	13,413,329	6,192,637	935,777	150,310
Quebec—Harbour Commissioners.....	80,849	956,352	50,985	
Halifax—Intercolonial Railway Co. ....	1,115,126			
West St. John—Canadian Pacific Ry. Co., Ltd. ....	5,618,986	2,227,170	693,024	
Total.....	55,690,545	30,645,713	5,552,425	182,276
Grand total, Crop year 1916-17.....	126,237,145	59,814,625	8,286,230	757,175

STATEMENT showing the Total Shipments Lake or Ocean and Rail of Western Grain—Wheat, Oats, Barley, and Flax, from the Public Elevators in the East during the Crop Year 1916-17.

Port and Elevator Company.	Lake or Ocean Shipments.				Rail Shipments.				Total Shipments.			
	Wheat.	Oats.	Barley.	Flax.	Wheat.	Oats.	Barley.	Flax.	Wheat.	Oats.	Barley.	Flax.
<i>Georgian Bay and Lower Lake Ports—</i>												
Collingwood—Collingwood Elev. Co.												
Depot Harbour—Grand Trunk Ry. Co.												
Goderich—Goderich Elev. & Tr. Co.												
Goderich—Western Can. Flour Mills Co.												
Kingston—Montreal Transp. Co.												
Midland—Aberdeen Elev. Co.												
Kingston—James Richardson & Sons Ltd.												
Midland—Midland Elev. Co.												
Port Colborne—Can. Govt.												
Port Colborne—Maple Leaf Milling Co.												
Port McNicoll—Canadian Pac. Ry. Co.												
Prescott—Prescott Terminal Co.												
Thiru—G.T.P. Term. Elev. Co. Ltd.												
Total.....	13,567,804	3,848,956	541,602		60,924,275	27,327,439	2,430,035	572,131	74,492,079	31,176,395	2,971,637	572,131
<i>Atlantic Seaboard Ports—</i>												
Montreal—Harbour Commissioners..												
Montreal—Montreal Warehousing Co.												
Quebec—Harbour Commissioners...												
Halifax—Intercolonial Ry. Co.												
West St. John—Can. Pac. Ry. Co. Ltd.												
Total.....	48,906,859	11,310,841	4,509,327		7,646,280	30,476,461	1,408,049	182,276	56,553,139	1,787,302	5,917,376	82,276
Grand Total—Crop Year 1916-17.....	62,474,663	15,159,797	5,050,929		68,570,555	47,803,900	3,838,84	754,407	131,045,218	62,963,697	8,889,013	754,407

SESSIONAL PAPER No. 10b

Chart  
 Showing the fluctuations in the price of ONE NORTHERN WHEAT  
 Cash at Winnipeg, Crop Year 1916-17,  
 Basis in store Fort William and Port Arthur

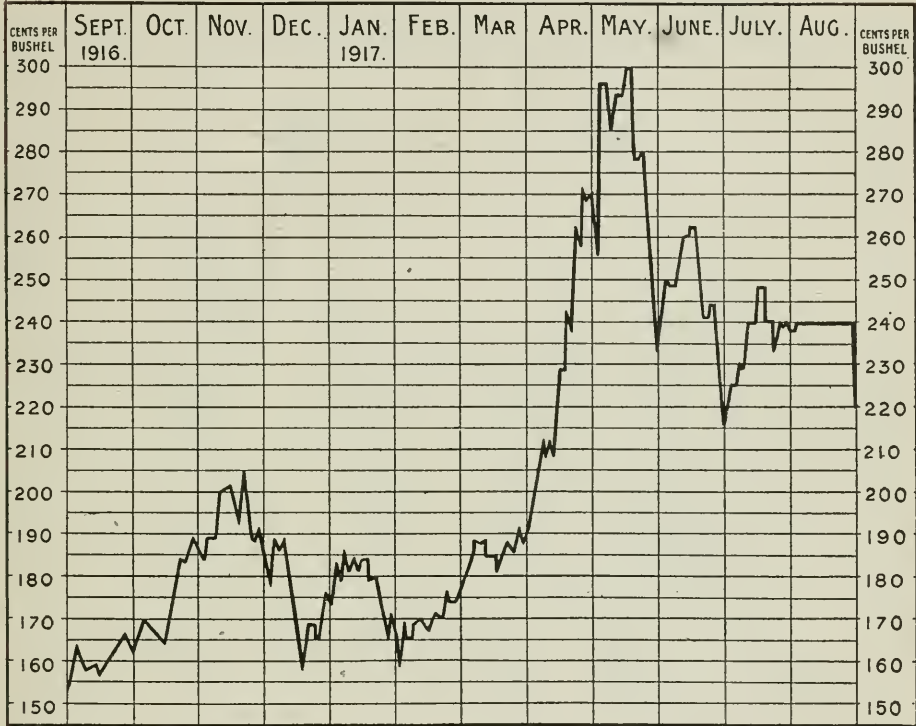
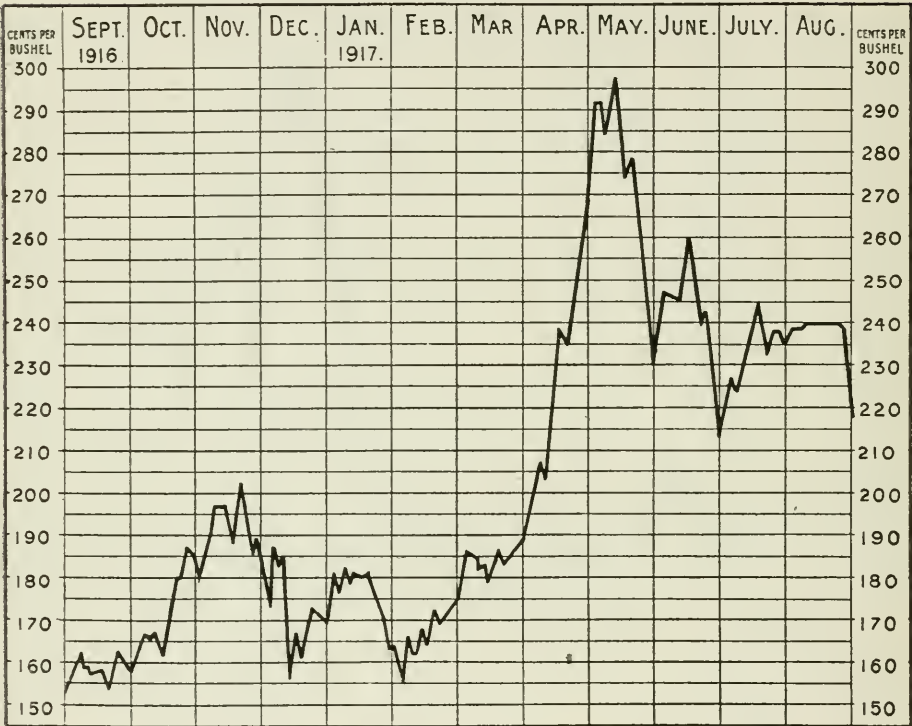
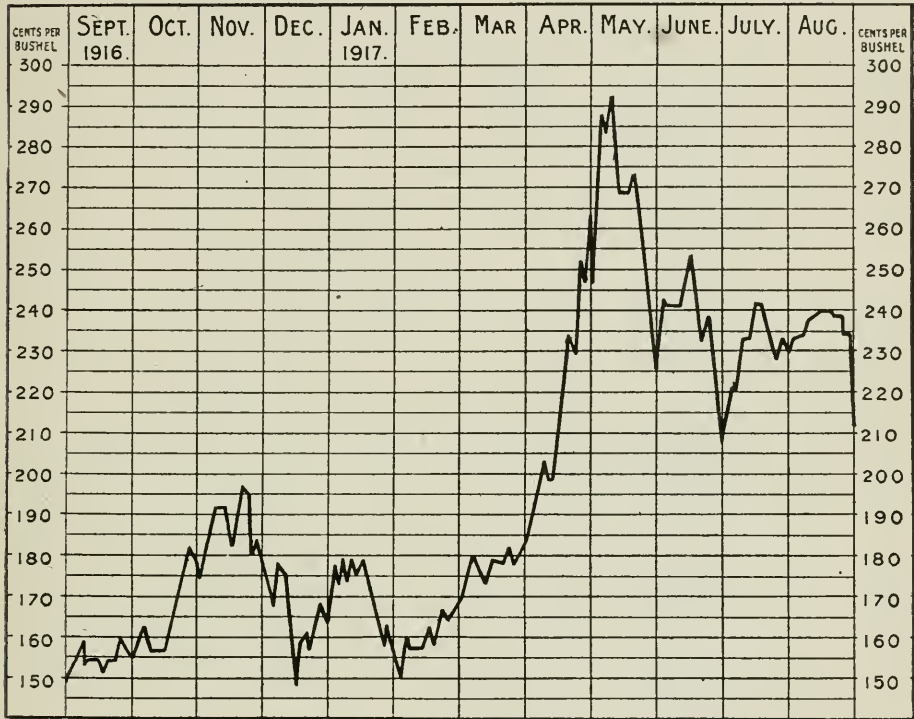


Chart  
Showing the fluctuations in the price of TWO NORTHERN WHEAT  
Cash at Winnipeg, Crop Year 1916-17,  
Basis in store Fort William and Port Arthur



SESSIONAL PAPER No. 10b

Chart  
Showing the fluctuations in the price of THREE NORTHERN WHEAT  
Cash at Winnipeg, Crop Year 1916-17,  
Basis in store Fort William and Port Arthur



STATEMENT showing the Average Cash Prices of One Northern Spring Wheat, Monthly, during the Crop Year 1916-17, at Winnipeg, Duluth, and Minneapolis Markets.

	Winnipeg.	Duluth.	Minneapolis.
	cts.	cts.	cts.
1916.			
September.....	159½	162	164½
October.....	174½	181	181½
November.....	195½	193	193
December.....	175½	175½	177
1917.			
January.....	179½	188½	191½
February.....	169½	178½	182½
March.....	187½	193½	200½
April.....	230	232½	240½
May.....	272½	296½	293½
June.....	246½	262½	273½
July.....	236	262½	267½
August.....	239½	217	217
Average, for Year.....	205	211½	215½

8 GEORGE V, A. 1918

STATEMENT showing the Average Price, Monthly, of Wheat Options at the  
Winnipeg, Duluth, and Minneapolis Markets, during the Crop Year, 1916-17.

Month.	Market.	October.	December.	May.	July.	September.	October.
		\$ cts.	\$ cts.	\$ cts.	\$ cts.	\$ cts.	\$ cts.
1916							
September.....	Winnipeg.....	1 55 $\frac{1}{4}$	1 50	1 51 $\frac{5}{8}$			
	Duluth.....		1 58 $\frac{1}{4}$	1 57 $\frac{1}{4}$			
	Minneapolis.....		1 59 $\frac{1}{8}$	1 57 $\frac{1}{4}$			
October.....	Winnipeg.....	1 73 $\frac{7}{8}$	1 67 $\frac{7}{8}$	1 69 $\frac{5}{8}$			
	Duluth.....		1 77 $\frac{1}{8}$	1 74 $\frac{1}{8}$			
	Minneapolis.....		1 78 $\frac{1}{8}$	1 75 $\frac{1}{8}$			
November.....	Winnipeg.....		1 87 $\frac{1}{2}$	1 88 $\frac{1}{2}$			
	Duluth.....		1 91	1 92			
	Minneapolis.....		1 90 $\frac{1}{2}$	1 92	183		
December.....	Winnipeg.....		1 74 $\frac{3}{4}$	1 78 $\frac{1}{4}$			
	Duluth.....		1 75 $\frac{7}{8}$	1 77 $\frac{1}{2}$	1 70 $\frac{1}{8}$		
	Minneapolis.....		1 74 $\frac{3}{4}$	1 77 $\frac{1}{2}$	1 70 $\frac{1}{4}$		
1917.							
January.....	Winnipeg.....			1 85 $\frac{1}{2}$	1 82 $\frac{1}{2}$		1 40
	Duluth.....			1 86 $\frac{3}{4}$	1 80 $\frac{1}{2}$		
	Minneapolis.....			1 87 $\frac{1}{2}$	1 79 $\frac{1}{2}$	1 42 $\frac{3}{8}$	
February.....	Winnipeg.....			1 73 $\frac{1}{4}$	1 71 $\frac{3}{8}$		1 39 $\frac{1}{2}$
	Duluth.....			1 76 $\frac{1}{2}$	1 72 $\frac{3}{8}$		
	Minneapolis.....			1 76 $\frac{3}{8}$	1 72 $\frac{3}{8}$	1 43 $\frac{1}{4}$	
March.....	Winnipeg.....			1 86 $\frac{1}{2}$	1 83 $\frac{7}{8}$		1 50 $\frac{1}{4}$
	Duluth.....			1 88 $\frac{3}{4}$	1 82		
	Minneapolis.....			1 87 $\frac{1}{2}$	1 80 $\frac{3}{8}$	1 50 $\frac{3}{8}$	
April.....	Winnipeg.....			2 28 $\frac{3}{8}$	2 20 $\frac{3}{8}$		1 77.
	Duluth.....			2 26 $\frac{7}{8}$	2 15 $\frac{3}{8}$		
	Minneapolis.....			2 23 $\frac{1}{2}$	2 13	1 73 $\frac{1}{2}$	
May.....	Winnipeg.....	(3 d. only		2 76 $\frac{1}{8}$	2 52		2 03 $\frac{1}{2}$
	Duluth.....			2 91 $\frac{1}{8}$	2 51 $\frac{1}{2}$		
	Minneapolis.....			2 87 $\frac{1}{8}$	2 45 $\frac{3}{4}$	1 93 $\frac{3}{8}$	
June.....	Winnipeg.....						2 00 $\frac{1}{2}$
	Duluth.....				2 42 $\frac{3}{4}$		
	Minneapolis.....				2 35 $\frac{1}{2}$	1 82 $\frac{3}{8}$	
July.....	Winnipeg.....						2 10 $\frac{3}{4}$
	Duluth.....				2 61 $\frac{1}{4}$		
	Minneapolis.....				2 56 $\frac{1}{4}$	2 05 $\frac{1}{4}$	
August.....	Winnipeg.....						2 15 $\frac{1}{4}$
	Duluth.....						
	Minneapolis.....					2 14 $\frac{3}{8}$	

## SESSIONAL PAPER No. 10b

PRELIMINARY STATEMENT showing the quantities of grain discharged at the Public Elevators in the East from vessels loaded at Fort William and Port Arthur during the season of Navigation, 1917, and the quantities of Cargoes, Shortages, etc., according to reports or out-turns received from the point of discharge up to and including January 25, 1918.

## COLLINGWOOD—COLLINGWOOD ELEVATOR COMPANY.

Kind of Grain.	Total Amount of Bills of Lading.	Total Amount of Out-turns.	Total of Overages.	Total of Shortages	Total of Damaged Grain.	Overage or Shortage after allowing for Damaged Grain.		Amount of Allowances of $\frac{1}{2}$ and $\frac{1}{4}$ bush, per 1,000 bush.		Net Overage of shortage after taking allowances into account.	
	Bush.	Bush.	Bush.	Bush.	Bush.	Bush.	Lb. per 1,000 lbs.	Bush.	Lb. per 1,000 lbs.	Bush.	Lb. per 1,000 lbs.
Canadian Ports—Wheat.....	221,592-10	221,018-20	.....	573-50	30-00	Short	543-50	92-20	Short	451-30	122-2

## DEPOT HARBOUR—G. T. R. ELEVATOR.

Wheat.....	5,214,044-40	5,212,324-25	117-20	1,837-35	284-10	Short	1,436-05	16-2	2,172-30	Over	736-25
------------	--------------	--------------	--------	----------	--------	-------	----------	------	----------	------	--------

## GODERICH—GODERICH ELEVATOR AND TRANSIT CO. LTD.

Wheat.....	6,098,246-50	6,063,340-20	572-25	5,478-55	1,580-10	Short	3,326-20	32-7	2,541-00	Short	785-20
Oats.....	2,542,391-33	2,541,055-13	644-18	1,081-04	10-00	"	1,326-20	31-3	1,059-10	"	267-10
Barley.....	320,257-12	320,108-36	212-19	360-43	38-26	"	109-46	16-5	133-20	Over	23-22
Flax.....	312,348-33	312,401-44	203-02	149-47	18-00	Over	71-11	12-8	.....	"	71-11
Sample Mixed Grain.....	1 lb.	1 lb.	1 lb.	592	.....	"	740	*12-1	.....	"	740
Screenings.....	3,742,251	3,743,000	1,341	.....	.....	"	1,260	*2-8	.....	"	*12-1
	442-1,290	443-0550	1,260	.....	.....						*2-8

## GODERICH—WESTERN CANADA FLOUR MILLS CO., LTD.

Wheat.....	2,467,818-30	2,463,397-40	.....	4,420-50	1,028-40	Short	3,392-10	82-5	1,028-20	Short	2,363-50
Oats.....	125,174-07	124,994-14	.....	179-27	.....	"	179-27	48-9	52-02	"	127-25

PRELIMINARY STATEMENT showing the quantities of grain discharged at the Public Elevators in the East from vessels loaded at Port William and Port Arthur during the season of Navigation, 1917, and the quantities of Cargoes, Shortages, etc., according to reports or out-turns received from the point of discharge up to and including January 25, 1918—*Continued.*

KINGSTON—MONTREAL TRANSPORTATION COMPANY, LTD.

Kind of Grain.	Total Amount of Bills of Lading.	Total Amount of Out-turns.	Total of Overages.	Total of Shortages	Total of Damaged Grain.	Overage or Shortage after allowing for Damaged Grain.		Amount of Allowances of - and - bush, per 1,000 bush.		Net Overage or Shortage after taking allowances into account.	
	Bush.	Bush.	Bush.	Bush.	Bush.	Bush.	Lb. per	Bush.	Lb. per	Bush.	Lb. per
Wheat.....	90,500-00	90,495-20	.....	4-40	4-20	Short	0-2	37-40	Over	37-20	24-8
Oats.....	276,412-14	271,555-30	.....	4,856-19	4,662-15	"	23-9	115-06	Short	78-32	9-7
Barley.....	96,130-20	96,094-18	.....	36-02	.....	"	18-0	40-02	Over	4-00	2-0

KINGSTON—JAMES RICHARDSON & SONS, LIMITED.

Oats.....	38,185-00	38,132-12	.....	52-22	.....	Short	52-22	47-1	15-30	Short	36-26	32-9
-----------	-----------	-----------	-------	-------	-------	-------	-------	------	-------	-------	-------	------

MIDLAND—ABERDEEN ELEVATOR COMPANY, LIMITED.

Wheat.....	3,666,494-10	3,664,437-30	46-40	2,103-20	576-40	Short	1,430-00	24-2	1,527-40	Over	47-40	0-8
Oats.....	487,795-23	487,365-00	.....	430-23	.....	"	430-23	30-0	203-08	Short	227-15	15-8
Barley.....	145,000-00	144,912-44	.....	87-04	.....	"	87-04	28-8	60-20	"	26-32	8-8
Sample Mixed Grain.....	859,746	859,070	.....	676	.....	"	Lb. 676	*49-0	.....	"	Lb. 676	*49-0

MIDLAND—MIDLAND ELEVATOR COMPANY, LTD.

Wheat.....	2,925,323-00	2,901,303-10	313-10	24,333-00	21,793-10	Short	2,226-40	45-7	1,218-50	"	1,007-50	20-7
Oats.....	1,109,580-23	1,108,570-20	11-16	1,011-19	.....	"	1,010-03	30-9	462-12	"	547-25	16-7
Barley.....	321,100-00	320,722-34	.....	377-14	.....	"	377-14	56-4	133-36	"	243-26	36-4

## SESSIONAL PAPER No. 106

## MONTREAL—HARBOUR COMMISSIONERS.

Wheat.....	470,421-30	468,359-00	151-00	2,213-30	1,997-30	Short	65-00	8-3	196-00	Short	131-00	16-7
Oats.....	2,126,600-24	2,121,446-00	441-24	5,596-14	3,855-22	"	1,299-02	20-8	886-02	"	413-00	6-6
Barley.....	827,336-23	825,096-00	27-04	2,267-27	1,615-26	"	624-45	36-3	344-32	"	280-13	16-3

## MONTREAL—MONTREAL WAREHOUSING CO., LTD.

Wheat.....	169,130-10	168,794-10	5-00	341-00	80-00	Short	256-00	90-9	70-30	Short	185-30	65-9
Oats.....	1,355,096-11	1,354,428-30	370-02	1,037-28	275-00	"	392-25	9-9	564-20	Over	171-20	4-3
Barley.....	102,800-02	102,796-42	.....	63-08	30-00	"	33-00	15-5	42-40	"	9-32	4-5
Flax.....	126,932-35	126,734-26	.....	198-09	111-11	"	86-54	38-3	.....	Short	86-54	38-3

## MONTREAL DOMINION FLOUR MILLS.

Wheat.....	76,669-20	76,620-30	24-00	72-50	.....	Short	48-50	1,000 bush	32-00	Short	16-50	1,000 bush
												13-1

## PORT COLBORNE—CANADIAN GOVERNMENT.

Wheat.....	15,205,407-20	15,192,423-10	1,209-10	14,193-20	4,556-40	Short	8,427-30	33-3	6,335-30	Short	2,002-00	8-3
Oats.....	3,104,185-15	3,103,494-30	539-24	1,230-09	70-00	"	620-19	6-8	1,293-14	Over	672-29	7-4
Barley.....	95,273-30	95,299-00	32-42	7-24	.....	Over	25-18	12-8	39-32	"	65-02	32-8

## PORT COLBORNE—MAPLE LEAF MILLING CO., LTD.

Wheat.....	7,273,745-30	7,271,670-40	2,773-40	5,848-30	258-00	Short	1,816-50	15-0	3,030-50	Over	1,214-00	10-0
------------	--------------	--------------	----------	----------	--------	-------	----------	------	----------	------	----------	------

## PORT McNICOLL—C.P.R. ELEVATOR.

Wheat.....	24,830,050-00	24,811,907-40	367-20	18,509-40	2,033-40	Short	16,108-40	38-9	10,345-50	Short	5,762-50	13-9
Oats.....	4,665,091-26	4,661,362-12	112-12	3,841-26	.....	"	3,729-14	27-2	1,943-26	"	1,785-22	13-0
Barley.....	415,842-22	415,206-32	.....	635-38	.....	"	635-38	73-4	173-12	"	462-26	53-4
Flax.....	65,850-00	65,801-04	.....	48-52	.....	"	48-52	41-5	.....	"	48-52	41-5

PRELIMINARY STATEMENT showing the quantities of grain discharged at the Public Elevators in the East from vessels loaded at Fort William and Port Arthur during the season of Navigation, 1917, and the quantities of Cargoes, Shortages, etc., according to reports or out-turns received from the point of discharge up to and including January 25, 1918—*Continued.*

TIFFIN—G.T.P. TERMINAL ELEVATOR CO.

Kind of Grain.	Total Amount of Bills of Lading.	Total Amount of Out-turns.	Total of Overages.	Total of Shortages.	Total of Damaged Grain.	Overage or Shortage after allowing for Damaged Grain.		Amount of Allowances of — and— bush, per 1,000 bush.		Net Overage or Shortage after taking allowances into account.	
	Bush.	Bush.	Bush.	Bush.	Bush.	Bush.	Lb. per 1,000 bush.	Bush.	Lb. per 1,000 bush.	Bush.	Lb. per 1,000 bush.
Wheat.....	12,186,365-00	12,181,848-10	1,244-20	5,661-10	371-30	Short	19-9	5,077-30	Over	1,033-10	5-1
Oats.....	1,572,908-19	1,572,870-04	335-20	374-01	4-00	"	0-8	655-15	"	621-00	13-4
Barley.....	521,873-12	521,713-16	34-2	259-44	.....	Over	23-9	217-24	Short	42-20	3-9
Flax.....	27,000-00	27,003-42	.....	Lb.	.....	Over	7-7	.....	Over	3-42	7-7
Sample Mixed Grain.....	Lb. 1,039,993	Lb. 1,039,800	.....	163	.....	Short	*11-3	.....	Short	193	*11-3

BUFFALO.

<i>United States Ports—</i>											
Wheat.....	69,917,590-20	69,846,711-50	6,776-40	77,655-10	28,286-40	Short	42,591-50	29,132-20	Short	13,459-30	11-5
Oats.....	18,143,794-04	18,119,849-08	313-27	24,258-23	173-17	"	23,771-31	7,559-31	"	16,211-16	30-3
Barley.....	2,117,460-43	2,114,475-24	53-10	3,038-29	514-28	"	2,470-39	56-0	"	1,588-27	36-0
Flax.....	3,817,649-28	3,814,915-00	266-13	3,000-41	248-27	"	2,486-01	.....	"	2,486-01	36-5
Rye.....	63,585-14	63,482-00	Lb.	103-14	.....	"	103-14	.....	"	103-14	90-4
Sample Mixed Grain.....	Lb. 6,464,836	Lb. 6,468,522	5,351	1,665-00	.....	Over	Lb.	.....	Over	Lb.	*34-1
Screenings.....	*872-0800	*957-0830	.....	*14-1970	.....	Short	*14-1970	.....	Short	*14-1970	*30-8

CHICAGO.

Wheat.....	114,550-00	114,523-20	.....	16-40	.....	Short	16-40	47-40	Over	31-00	16-3
Screenings.....	*8,178-0610	*8,150-0810	*3-0310	*31-0210	.....	"	*27-1900	.....	Short	*21-1900	*6-8

CLEVELAND.

Wheat.....	66,109-50	66,089-50	.....	20-00	.....	Short	20-00	27-30	Over	7-30	6-8
------------	-----------	-----------	-------	-------	-------	-------	-------	-------	------	------	-----

## SESSIONAL PAPER No. 10b

## DETROIT.

Wheat.....	470,838-50	470,018-15	118-15	938-50	554-50	Short	265-55	33-9	196-10	Short	69-45	6-8
------------	------------	------------	--------	--------	--------	-------	--------	------	--------	-------	-------	-----

## DULUTH—SUPERIOR.

Wheat.....	894,896-10	893,083-20	.....	1,812-50	.....	Short	1,812-50	121-5	372-50	Short	1,440-00	96-5
Flax.....	511,357-35	511,185-00	1-13	173-48	.....	"	172-35	18-9	.....	"	172-35	18-9
Screenings.....	*34,359-0618	*34,305-1010	*49-019.0	*102-1798	.....	"	*53-1608	3-1	.....	"	*53-1608	* 3-1

## ERIE.

Wheat.....	664,799-10	664,233-10	.....	566-10	.....	Short	566-10	51-1	277-00	Short	289-10	26-1
------------	------------	------------	-------	--------	-------	-------	--------	------	--------	-------	--------	------

## FAIRPORT.

Wheat.....	1,865,369-10	1,865,056-00	192-00	505-10	.....	Short	313-10	10-1	777-10	Over	404-00	14-9
------------	--------------	--------------	--------	--------	-------	-------	--------	------	--------	------	--------	------

## MILWAUKEE.

Flax.....	79,425-30	79,296-14	.....	129-16	.....	Short	129-16	91-6	.....	Short	129-16	91-6
-----------	-----------	-----------	-------	--------	-------	-------	--------	------	-------	-------	--------	------

## OGDENSBURG.

Wheat.....	56,700-00	56,655-00	.....	45-00	10-00	Short	35-00	36-8	23-40	Short	11-20	11-8
------------	-----------	-----------	-------	-------	-------	-------	-------	------	-------	-------	-------	------

## PORT HURON.

Wheat.....	396,250-00	395,895-20	.....	354-40	.....	Short	354-40	53-7	165-00	Short	189-40	28-7
------------	------------	------------	-------	--------	-------	-------	--------	------	--------	-------	--------	------

\*Tons. \*Per 60,000 lb. \*Per ton.

PRELIMINARY STATEMENT showing the quantities of grain discharged at the Public Elevators in the East from vessels loaded at Fort William and Port Arthur during the season of Navigation, 1917, and the quantities of Cargoes, Shortages, etc., according to reports or out-turns received from the point of discharge up to and including January 25, 1918—*Concluded.*

## TOLEDO.

Kind of Grain.	Total Amount of Bills of Lading.	Total Amount of Out-turns.	Total of Overages.	Total of Shortages	Total of Damaged Grain.	Overage or Shortage after allowing for Damaged Grain.	Amount of Allowances of - and - bush. per 1,000 bush.	Net Overage or Shortage after taking allowances into account.
	Bush.	Bush.	Bush.	Bush.	Bush.	Bush.	Bush.	Bush.
Wheat.....	114,096-00	114,134-40	38-40	.....	.....	Over 38-40	47-30	Over 86-10
Flax.....	192,783-08	192,570-30	3-26	216-04	.....	Short 212-34	.....	Short 212-34
						Lb. per 1,000 bush		Lb. per 1,000 bush
						20-3		45-3
						61-7		61-7

## WHEAT.

Canadian Ports.....	80,895,708-10	80,817,940-05	6,824-05	84,592-10	34,594-30	Short 43,173-35	32-0	Short 33,706-30	9,467-05	7-0
United States Ports.....	74,561,199-30	74,486,410-35	7,125-35	81,914-30	28,851-20	" 45,937-35	37-0	" 31,066-50	14,870-45	12-0
Total.....	155,456,907-40	155,304,350-40	13,949-40	166,506-40	63,445-50	Short 89,111-10	34-4	Short 64,773-20	24,337-50	9-4

## OATS.

Canadian Ports.....	17,403,422-26	17,385,275-19	2,455-19	20,602-21	8,877-03	Short 9,270-04	18-7	Short 7,251-09	2,018-29	4-5
United States Ports.....	18,143,794-04	18,119,849-08	313-27	24,258-23	173-17	" 23,771-13	44-5	" 7,559-21	16,211-16	30-3
Total.....	35,547,216-30	35,505,124-27	2,769-07	44,861-10	9,050-20	Short 33,041-17	31-6	Short 15,811-06	18,230-11	17-4

## BARLEY.

Canadian Ports.....	2,845,773-25	2,841,950-30	272-17	4,095-12	1,684-04	Short 2,138-39	36-1	Short 1,185-26	953-13	16-1
United States Ports.....	2,117,460-43	2,114,475-24	53-10	3,038-29	514-28	" 2,470-39	50-0	" 882-12	1,588-27	36-0
Total.....	4,963,234-20	4,956,426-06	325-27	7,133-41	2,198-32	Short 4,609-30	44-6	Short 2,007-38	2,541-40	24-6

## SESSIONAL PAPER No. 10b

## FLAX.

Canadian Ports.....	552,131-12	531,941-04	206-44	396-52	129-11	Short	60-53	6-4
United States Ports.....	4,601,215-45	4,597,966-44	270-52	3,519-53	248-27	"	3,000-30	36-5
	5,133,347-01	5,129,907-48	477-40	3,916-49	377-38	Short	3,061-27	33-4

## RYE.

United States Ports.....	63,585-14	63,482-00	.....	103-14	.....	Short	103-14	90-4
--------------------------	-----------	-----------	-------	--------	-------	-------	--------	------

## SAMPLE MIXED GRAIN.

Canadian Ports.....	Lb.	Lb.	Lb.	Lb.	Lb.	Lb.	Lb.	Lb.
United States Ports.....	5,641,990	5,641,870	1,341	1,461	.....	Short	120	* 1-3
	6,464,836	6,468,522	5,351	1,665	.....	Over	3,686	*34-2
Total.....	12,106,826	12,110,392	6,692	3,126	.....	Over	3,566	17-7

## ELEVATOR SCREENINGS.

Canadian Ports.....	Tons.	Tons.	Lb.	Tons.	.....	Lb.	Lb.	Lb.
United States Ports.....	442-1290	443-0550	1,260	148-1978	.....	Over	1,260	2-9
	43,510-0028	43,413-0550	*52-0500	148-1978	.....	Short	96-1478	* 4-4
Total.....	43,952-1318	43,856-1100	*52-1760	148-1978	.....	Short *	96-0218	* 4-4

\*Per 1,000 lbs.

\*Per 1,000 bush.

\*Per 60,000 lbs.

\*Tons.

\*Per ton.

8 GEORGE V, A. 1918

# INSPECTION AND WEIGHING OF GRAIN UNDER PROVISIONS OF THE CANADA GRAIN ACT AND AMENDMENTS THERETO

STATEMENT showing Quantity of Wheat and other Grain inspected and Fees collected on same for the Fiscal Year ended March 31, 1917.

Grades.	Eastern Inspection Division.			Western Inspection Division.	Grand Total.
	Toronto.	Montreal.	Total.		
	Bush.	Bush.	Bush.	Bush.	Bush.
Wheat, spring—					
Manitoba Hard No. 1.....				90,850	90,850
Northern—					
No. 1 Northern.....				21,000,150	21,000,150
No. 2.....				37,101,300	37,101,300
No. 3.....				34,738,050	34,738,050
Rejected.....				3,646,650	3,646,650
Rejected Smutty.....				937,250	937,250
No grade.....				39,142,550	39,142,550
Condemned.....				106,950	106,950
Commercial grades—					
No. 4.....				16,615,200	16,615,200
No. 5.....				8,674,450	8,674,450
No. 6.....				5,345,200	5,345,200
Feed.....				7,824,600	7,824,600
Cleanings.....					
No established grade.....				66,700	66,700
No. 4 Special.....				7,048,350	7,048,350
No. 5 “.....				6,085,800	6,085,800
No. 6 “.....				3,446,550	3,446,550
Commercial grades—white—					
No. 1.....	130,313	88,000	218,313		218,313
No. 2.....	37,875	7,782	45,657		45,657
No grade.....					
No. 3.....	34,921		34,921		34,921
Rejected.....					
Sprouts.....					
Spring—					
No. 2.....	5,000	250	5,250	9,200	14,450
No. 3.....		125	125		125
Goose—					
No. 1.....					
No. 2.....	1,000		1,000		1,000
No. 3.....	1,964		1,964		1,964
Rejected.....	1,319		1,319		1,319
Total spring wheat.....	212,392	96,157	308,549	191,879,800	192,188,349
Wheat, winter—					
White Winter—					
No. 1.....		13,157	13,157		13,157
No. 2.....	90,573	90,579	181,152		181,152
No. 3.....					
Rejected.....	23,250	2,000	25,250		25,250
No grade.....	2,000	42	2,042		2,042
Mixed Winter—					
No. 2.....	49,414	4,131	53,545	3,450	56,995
No. 3.....		2,102	2,102	1,150	3,252
No grade.....					
Rejected.....	30,992		30,992		30,992
Alberta Red Winter—					
No. 1.....				1,150	1,150
No. 2.....				23,000	23,000
No. 3.....				95,450	95,450
No. 4 Al. R. W.....				37,950	37,950
No. 5.....				4,600	4,600
No. 2 Red Winter.....	8,000		8,000		8,000
No. 3.....					
Rejected.....	7,250		7,250		7,250

## SESSIONAL PAPER No. 10b

No. 1.—STATEMENT showing Quantity of Wheat and other Grain inspected and collected, etc.—*Continued.*

Grades.	Eastern Inspection Division.			Western Inspection Division.	Grand Total.
	Toronto.	Montreal.	Total.		
	Bush.	Bush.	Bush.	Bush.	Bush.
<b>Wheat—Continued.</b>					
Alberta White Winter—					
No. 1.....				2,300	2,300
No. 2.....				9,200	9,200
No. 3.....				5,750	5,750
No. 4.....				3,450	3,450
Rejected.....				3,450	3,450
No grade.....				3,450	3,450
Total winter wheat.....	211,479	113,011	323,490	190,900	514,390
Grand total, Wheat.....	423,871	209,168	632,039	192,070,700	192,702,739
<b>Indian Corn—</b>					
U. S.—					
No. 2.....		1,142,688	1,142,688		1,142,688
No. 3.....		143,091	143,091		143,091
No grade.....					
Rejected.....		1,000	1,000		1,000
Total Indian corn.....		1,286,779	1,286,779		1,286,779
<b>Oats—</b>					
No. 1.....		1,454	1,454		1,454
No. 2.....	53,194	64,173	117,367		117,367
No. 3.....	221,563	128,907	350,470		350,470
No. 4.....	9,497	130,435	139,932		139,932
No grade.....		7,732	7,732		7,732
Rejected.....	160,777	10,567	171,344		171,344
U. S.—					
Rejected.....		106,000	106,000		106,000
Total, Eastern Division.....	445,031	449,268	894,299		894,299
<b>Canadian Western—</b>					
Extra No. 1.....				9,750	9,750
No. 1 C.W.....				204,750	204,750
No. 2 C.W.....				24,583,650	24,583,650
No. 3 C.W.....				8,572,200	8,572,200
No. 2 black.....					
No. 2 mixed.....					
Feed extra No. 1.....				13,398,450	13,398,450
Feed No. 1.....				6,351,150	6,351,150
Feed No. 2.....				6,949,550	6,949,550
No grade.....				32,032,650	32,032,650
Rejected.....				1,552,200	1,552,200
Condemned.....				107,250	107,250
Mixed grain.....				1,398,150	1,398,150
Total Oats, W. Division.....				95,159,750	95,159,750
Grand total, Oats.....	445,031	449,268	894,299	95,159,750	96,054,049
<b>Buckwheat—</b>					
No. 1 Common.....					
No. 2.....	66,716	25,512	92,228		92,228
No. 3.....		8,942	8,942		8,942
No grade.....		3,100	3,100		3,100
Rejected.....	11,086	183	11,269		11,269
Total, Buckwheat.....	77,802	37,737	115,539		115,539

8 GEORGE V, A. 1918

No. 1.—STATEMENT showing Quantity of Wheat and other Grain inspected and Fees collected, etc.—*Concluded.*

Grades.	Eastern Inspection Division.			Western Inspection Division.	Grand Total.
	Toronto.	Montreal.	Total.		
	Bush.	Bush.	Bush.	Bush.	Bush.
Barley—					
No. 1.....					
No. 2.....	3,750		3,750		3,750
No. 3 extra.....	5,450	2,000	7,450	59,800	67,250
No. 3.....	64,522	8,541	73,063	2,450,500	2,523,563
No. 4.....	4,280	386	4,666	3,559,400	3,564,066
Feed.....				2,174,900	2,174,900
Feed, U.S.....					
Rejected.....	56,689		56,689	468,000	524,689
No grade.....				1,911,000	1,911,000
Condemned.....				3,900	3,900
Cleanings.....					
Total Barley.....	134,691	10,927	145,618	10,627,500	10,773,118
Rye—					
No. 1 Common.....	88,415	42,453	130,868	1,000	131,868
No. 2.....	155,953	355,280	511,233	94,000	605,233
No. 3.....	1,553	1,075	2,628	73,000	75,628
Rejected.....	3,027		3,027		3,027
No grade C 1.....	2,644		2,644	22,000	24,644
U. S. No. 1 Western.....					
" No. 2 Western.....		292,640	292,640		292,640
Total Rye.....	251,592	691,448	943,040	190,000	1,133,040
Flaxseed—					
No. 1 N.W. Man.....				5,208,500	5,208,500
No. 2, C.W.....				1,138,500	1,138,500
No. 3, C.W.....				445,500	445,500
No grade.....				201,300	201,300
Rejected.....				78,100	78,100
Condemned.....				14,300	14,300
Total, flaxseed.....				7,086,200	7,086,200
Peas—					
No. 1.....	2,000		2,000		2,000
No. 2.....	7,619	503	8,122		8,122
No. 3.....		1,078	1,078		1,078
Rejected.....	1,000	1,444	2,444		2,444
No grade.....					
Total, peas.....	10,619	3,025	13,644		13,644
Screenings.....				452,000	452,000
Wheat.....	423,871	209,168	632,039	192,070 700	192,702,739
Corn.....		1,286,779	1,286,779		1,286,779
Oats.....	445,031	449,268	894,299	95,159,750	96,054,049
Buckwheat.....	77,802	37,737	115,539		115,539
Barley.....	134,691	10,927	145,618	10,627,500	10,773,118
Rye.....	251,592	691,448	943,040	190,000	1,133,040
Flaxseed.....				7,086,200	7,086,200
Peas.....	10,619	3,025	13,644		13,644
Screenings.....				452,000	452,000
Total.....	1,343,606	2,688,352	4,030,958	305,586,150	309,617,108
1912-13.....	660,604	2,210,443	3,295,024	241,405,843	244,700,867
1913-14.....	874,566	453,777	1,507,139	262,667,300	264,174,439
1914-15.....	1,761,298	4,674,160	6,612,962	153,038,150	159,651,112
1915-16.....	2,823,415	3,585,818	6,409,233	333,200,700	339,609,933
1916-17.....	1,343,606	2,688,352	4,030,958	305,586,150	309,617,108

SESSIONAL PAPER No. 10b

## INSPECTION FEES ACCRUED.

	EASTERN INSPECTION DIVISION.					Western Inspection Division.	Grand Total
	Kingston.	Peter- borough.	Toronto.	Montreal.	Total.		
	\$ cts.	\$ cts.	\$ cts.	\$ cts.	\$ cts.	\$ cts.	\$ cts.
1912-13.....	8 70	235 00	280 78	1,032, 60	1,617, 93	96,363 00	97,980 93
1913-14.....	0 50	113 20	378 40	222 50			
1914-15.....		92 00	779 35	2,139 70	3,011 05	61,415 50	103,368 10
1915-16.....			1,182 85	1,594 30	2,777 15	127,397 50	64,426 55
1916-17.....			699 39	1,262 40	1,961 79	115,541 00	130,174 65
							117,502 79

8 GEORGE V, A. 1918

Comparative Statement of Number of Cars and Quantities of each kind and Grade of Grain with percentage of grade, inspected in the Western Grain Inspection Division, with Number of Cars carried by the undermentioned railroads, for undermentioned Crop Years.

	Crop Year 1916.	Per- centage per Grade.	Crop Year 1917.	Per- centage per Grade.
	No.	Per cent.	No.	Per cent.
Wheat, spring—				
One Hard.....	2,126	.76	79	.05
One Northern.....	138,117	49.11	18,261	10.95
Two Northern.....	49,110	17.46	32,262	19.34
Three Northern.....	36,497	12.98	30,207	18.11
Number Four.....	16,833	5.98	14,448	8.66
Feed.....	357	.13	6,804	4.08
Rejected One, smutt.....	3,320	1.18	815	.49
No Grade.....	21,605	7.68	34,037	20.39
Rejected.....	6,016	2.13	3,171	1.91
Condemned.....	82	.03	93	.06
No. Five.....	5,491	1.95	7,543	4.52
No. Six.....	1,630	.58	4,648	2.73
No. 4 Special.....			6,129	3.67
No. 5 Special.....			5,292	3.17
No. 6 Special.....			2,997	1.79
No Established Grade.....	87		58	.03
Goose Wheat.....	7		8	
Hard White Fife.....	1	.03		
Total spring wheat.....	Cars... 281,279	100.00	166,852	100.00
	Bushels 337,534,800		191,879,800	
Wheat, winter—				
One Alberta Red.....	1	8.36	1	.60
Two Alberta Red.....	61	65.37	20	12.04
Three Alberta Red.....	485	9.97	83	50.00
Four Alberta Red.....	74		33	19.93
Five Alberta Red.....	8	1.08	4	2.40
One White Winter.....	4			
Two White Winter.....			2	1.20
Three White Winter.....	1	.94	8	4.82
Four White Winter.....	2		5	3.01
One Mixed Winter.....				
Two Mixed Winter.....			3	1.80
Three Mixed Winter.....			1	.60
Rejected One.....	1		3	1.80
Rejected Two.....		12.27		
No Grade.....	90		3	1.80
Rejected.....	9	1.21		
Feed.....				
Feed Two.....				
No. Four.....				
No. Five.....				
No. Six.....	1	.80		
Smutty.....	5			
Total Winter Wheat.....	Cars... 742	100.00	166	100.00
	Bushels 890,400		190,900	
Total Wheat.....	Cars... 282,021		167,018	
	Bushels 338,425,200		192,070,700	
Oats—				
Extra Number One.....	1	.60	5	.02
Number One Canadian Western.....	337		105	.22
“ Two Canadian Western.....	28,045	49.50	12,607	25.84
“ Three Canadian Western.....	10,544	18.61	4,396	9.00
“ Two White.....				
“ Three White.....				
“ One Mixed.....				
“ Two Mixed.....				
“ Three Mixed.....	3	.01		
“ One Black.....				
“ Two Black.....				

## SESSIONAL PAPER No. 10b

Comparative Statement of the Number of Cars and Quantities of each kind and Grade of Grain, with percentage of grade, inspected in the Western Grain Inspection Division, with Number of Cars carried by the under-mentioned railroads, for the undermentioned Crop Years.

	Crop Year 1916.	Per- centage per Grade.	Crop Year 1917.	Per- centage per Grade.
	No.	Per cent.	No.	Per cent.
Oats—Concluded.				
Feed, Extra Number One.....	3,027	5.32	6,871	14.08
“ Number One.....	1,477	2.61	3,257	6.67
“ Number Two.....	4,940	8.71	3,569	7.32
Rejected.....	1,037	1.83	796	1.63
No Grade.....	6,526	11.52	16,427	33.65
Condemned.....	20	.04	55	.11
Mixed Grain.....	705	1.25	716	1.46
“ No. 2.....			1	
Total Oats.....	56,662	100.00	48,805	100.00
	{ Bushels 116,157,100		{ 95,169,750	
Barley—				
Number Two.....	2			
“ Three Extra.....	195	2.00	46	.57
“ Three.....	4,741	48.32	1,885	23.06
“ Four.....	2,451	24.98	2,738	33.49
Rejected.....	536	5.47	360	4.41
No Grade.....	1,617	16.48	1,470	17.98
Condemned.....	265	2.70		
Feed.....	3		3	.03
	2	.05	1,673	20.46
Total Barley.....	9,812	100.00	8,175	100.00
	{ Bushels 13,246,200		{ 10,627,500	
Flaxseed—				
Number 1 N. W. Man.....	*4,790	94.96	4,735	73.51
“ 1 Manitoba.....				
“ 2 C.W.....	132	2.62	1,035	16.06
“ 3 C.W.....	67	1.32	405	6.28
Rejected.....	38	.75	71	1.10
No grade.....	18	.35	183	2.84
Condemned.....			13	.21
Total Flaxseed.....	5,045	100.00	6,442	100.00
	{ Bushels 5,801,750		{ 7,086,200	
Rye—				
Number One C.W.....			1	.53
“ Two C.W.....	80	50.31	94	49.47
“ Three.....				
No grade.....	11	6.92	22	11.57
Rejected.....	68	42.77	73	38.43
Total Rye.....	159	100.00	190	100.00
	{ Bushels 159,000		{ 190,000	
Speltz—				
Rejected.....	2			
	{ Bushels 2,000			
Screenings.....	338		452	
	{ Bushels 338,000		{ 452,000	

8 GEORGE V, A. 1918

Comparative Statement of the Number of Cars and Quantities of each kind and Grade of Grain, with percentage of Grade, inspected in the Western Grain Inspection Division, with Number of Cars carried by the undermentioned railroads, for the undermentioned Crop Years—*Concluded*.

		Crop Year 1916.	Per- centage per Grade.	Crop Year 1917.	Per- centage per Grade.
		No.	Per cent.	No.	Per cent.
<i>Recapitulation.</i>		1916.		1917.	
Grain—					
Wheat.....	{ Cars.....	282,021	79.65	167,018	72.28
	{ Bushels...	338,425,200		192,070,700	
Oats.....	{ Cars.....	56,662	16.00	48,805	21.13
	{ Bushels...	116,157,100		95,169,750	
Barley.....	{ Cars.....	9,812	2.80	8,175	3.54
	{ Bushels...	13,246,200		10,627,500	
Flaxseed.....	{ Cars.....	5,045	1.42	6,442	2.78
	{ Bushels...	5,801,750		7,086,200	
Rye.....	{ Cars.....	159	0.04	190	0.08
	{ Bushels...	159,000		190,000	
Speltz.....	{ Cars.....	2			
	{ Bushels...	2,000			
Screenings.....	{ Cars.....	338	0.09	452	0.19
	{ Bushels...	338,000		452,000	
Total grain.....	{ Cars.....	354,039	100.00	231,082	100.00
	{ Bushels...	474,129,250		305,596,150	

## SUMMARY BY RAILROADS.

Canadian Pacific Railway.....	192,114	54.26	123,595	53.48
Canadian Pacific Railway, Calgary.....	7,236	2.05	7,999	3.46
Canadian Northern Railway.....	108,862	30.75	72,833	31.52
Great Northern Railway, Duluth.....	5,232	1.48	3,519	1.52
Grand Trunk Pacific.....	40,595	11.46	23,136	10.02
Total.....	354,039	100.00	231,082	100.00

## SESSIONAL PAPER No. 10b

STATEMENT showing the Quantities of the various kinds of Grain weighed in the Eastern Inspection Division for the Fiscal years hereinafter enumerated with fees accrued.

Districts.	Wheat.	Indian Corn.	Oats.	Screenings.	Barley.	Scalpings and mixed grain.	Rye.	Flaxseed.	Totals.	Weighing Fees.
	Bush.	Bush.	Bush.	Bush.	Bush.	Bush.	Bush.	Bush.	Bush.	\$ cts.
Eastern Inspection Division—										
Goderich.....	3,884,645	.....	3,194,909	.....	.....	.....	329,642	.....	7,409,196	1,709 90
Midland.....	1,342,453	1,167,616	1,674,170	.....	.....	.....	.....	.....	4,184,239	953 50
Peterborough.....	72,420	.....	191,584	.....	2,488	.....	.....	.....	266,492	60 60
Port McNicoll.....	3,433,044	103,646	1,129,941	1,921	27,890	30,084	298,397	.....	5,024,923	1,069 30
Totals, 1916-17.....	8,732,562	1,271,262	6,190,604	1,921	30,378	30,084	628,039	.....	16,884,850	3,853 30
Totals, 1912-13.....	7,388,830	418,006	9,357,515	.....	266,968	.....	3,100	538,697	17,973,116	4,811 30
Totals, 1913-14.....	8,219,502	417,003	9,795,867	226,147	3,350	751,584	.....	.....	19,413,513	4,643 40
Totals, 1914-15.....	8,877,823	525,218	6,885,182	7,640	231,072	59,496	.....	400,587	16,987,018	4,069 90
Totals, 1915-16.....	8,018,771	472,560	2,439,346	2,666	56,158	35,918	.....	379,481	11,404,900	2,818 49

8 GEORGE V, A. 1918

Showing amount of Inspection and Weighing Fees, etc., on Grain inspected in Canada and relative cost per bushel to the producer, for the following Fiscal Years.

	1913.	1914.	1915.	1916.	1917.
	\$ cts.	\$ cts.	\$ cts.	\$ cts.	\$ cts.
Western Division.....	330,849 11	401,700 51	269,087 93	467,945 00	558,913 37
Eastern Division—					
Toronto.....	694 28	687 29	1,231 62	1,638 93	1,862 38
Montreal.....	1,630 31	775 47	3,268 08	3,088 73	2,813 38
Montreal (weighing).....	464 50	79 00			
Peterborough.....	275 60	151 20	121 14		
Peterborough (weighing).....	39 90	23 40			
Kingston.....	68 98	102 00	31 20		
Total, Eastern Division.....	3,173 57	1,818,36	4,652 04	4,727 66	4,675 76
Grand Total.....	334,022 68	403,518 87	273,739 97	472,672 66	563,589 13
Quantity of grain inspected, etc.....	244,700,867	264,174,439	159,651,112	339,609,933	309,622,108
Cost per bushel.....	$\frac{c}{.135}$	$\frac{c}{.152}$	$\frac{c}{.172}$	$\frac{c}{.139}$	$\frac{c}{.182}$
Equivalent fractions.....	$\frac{1}{7}$	$\frac{1}{6}$	$\frac{1}{6}$	$\frac{1}{7}$	$\frac{1}{6}$

## SESSIONAL PAPER No. 10b

Statement of Revenue and Expenditure on account of Inspection of Grain for Eastern and Western Grain Inspection Divisions, with totals for the under-mentioned years.

Fiscal Year.	REVENUE.			EXPENDITURE.		
	Western Division.	Eastern Division.	Total.	Western Division.	Eastern Division.	Total.
	\$ cts.	\$ cts.	\$ cts.	\$ cts.	\$ cts.	\$ cts.
1914.....	401,700 51	2,512 36	404,212 87	393,284 60	14,393 43	407,678 03
1915.....	268,669 73	5,398 22	274,067 95	392,598 78	14,943 19	407,541 97
1916.....	467,945 00	5,791 36	473,736 36	466,027 70	15,206 97	481,234 67
1917.....	558,913 37	4,675 76	563,589 13	488,970 32	14,584 63	503,554 95

8 GEORGE V, A. 1918

## QUANTITY of Wheat exported from

Fiscal Years.	Great Britain.	Australasia.	British Africa.	British West Indies.	Newfoundland.	Others British Possessions.	Total British Empire.	Belgium.	Denmark.
	Bush.	Bush.	Bush.	Bush.	Bush.	Bush.	Bush.	Bush.	Bush.
1874	4,509,195						4,509,195	66,000	
1875	3,967,495						3,967,495		
1876	4,376,740						4,376,740		
1877	2,035,831				8,378		2,044,209		
1878	3,402,625				2,395		3,405,020		
1879	4,951,545				890		4,952,435		
1880	4,120,027						4,120,207	55,164	
1881	2,329,958				22,000		2,351,958		
1882	3,255,495						3,255,495	28,146	
1883	4,877,276				9		4,877,285	38,307	
1884	689,626			2			689,628		
1885	1,978,201				10		1,978,211		
1886	3,089,706				5		3,089,711		
1887	5,048,034			45,265	15		5,093,364	26,806	
1888	1,377,783				4		1,377,787		
1889	449,686				16		449,702	4,643	
1890	410,796				3		410,799		
1891	1,015,954			150	3		1,016,107		
1892	6,810,664				34		6,810,698	5,718	
1893	8,617,967				3		8,617,970	59,478	
1894	9,090,310				14		9,090,324		41,825
1895	8,786,798				19		8,786,817		
1896	9,729,368	62,965		40	35		9,792,408		
1897	7,717,292	100,805			15		7,818,112		
1898	18,091,962			600	599		18,093,161	455,688	
1899	9,917,572			3,150	50		9,920,772	176,518	
1900	15,975,858	7			6		15,975,871	438,046	
1901	8,630,066			1,000	14		8,631,080	652,530	
1902	25,244,489				6		25,244,499	586,861	
1903	30,726,947	103,785	115,615	23	6	2,226	30,948,602	706,733	
1904	16,346,793	8,001	110,306	10	20	13,104	16,478,234	267,646	
1905	11,280,407		8,112		15		11,288,534	393,549	
1906	36,027,692	200	69,780				36,097,672	352,407	
1907 (9 months)	24,432,786	1,833	49,712	15	40		24,484,395	105,784	
1908	43,002,541		99,688		11		43,102,240	389,819	
1909	45,891,249		5,766		10,035		45,907,050	1,651,574	
1910	46,589,228		105,471	25			46,694,734	547,346	
1911	43,637,625	239	53,246	36	205		43,691,366	823,874	
1912	60,343,037	18	45,444	13	276	144	60,388,932	1,696,953	
1913	77,722,465		106,963	4,838	38		77,834,394	3,072,736	200,137
1914	1,085,743,397	20	162,079	10,581	183	249	1,087,747,509	1,658,861	
1915	64,301,202	406,818	160,907	167,626	36	367	65,036,956	984,520	
1916	140,414,411	97,491 Gibraltar.	174,966		982	25	140,687,875	174,694	
1917	152,043,222	2,065,544				30	154,108,796	203,675	

SESSIONAL PAPER No. 10b

Canada, by Countries, Years 1874 to 1917.

France.	Germany.	Holland.	Italy.	Japan.	Mexico.	United States.	Other Foreign Countries.	Total, Foreign Countries.	Grand Total.
Bush.	Bush.	Bush.	Bush.	Bush.	Bush.	Bush.	Bush.	Bush.	Bush.
131,820						1,874,202		2,072,022	6,581,217
						415,527		415,527	4,383,022
						1,693,629	24	1,693,653	6,070,393
						348,946		348,946	2,393,155
1						988,514		988,515	4,393,535
454						1,657,835		1,658,289	6,610,724
	3,991					911,323		970,478	5,090,505
	35	51,000				120,668	12	171,715	2,523,673
						561,394		589,540	3,845,035
59,345						878,471	14,050	990,173	5,867,458
						55,898		55,898	745,526
	17,335					345,410		362,745	2,340,956
	19,685					309,772		329,457	3,419,168
	170,048					341,508		538,362	5,631,726
	8,269					777,698		785,967	2,163,754
						36,560		41,203	490,905
	4,752					6,723		11,475	422,274
						1,092,109		1,092,109	2,108,216
	275,961	131,896				1,489,881		1,903,456	8,714,154
	22,555	117,248				454,633	1	653,915	9,271,885
	7,774	7,648				124,619	18	181,884	9,272,208
	18,682					20,190		38,872	8,825,689
	11,650					115,484		127,134	9,919,542
	20,559					16,603		37,162	7,855,274
37,522	199,747	92,359				84,630		869,946	18,963,107
107,288	30,773	12,000	40,617		150	17,337	15	384,698	10,305,470
143,692	92,839	11,115	100,298			82,785	4	868,779	16,844,650
91,550	28,369	4,903	278,140			53,186		1,108,678	9,739,758
195,280	8,000	6,603	61,199			15,088		873,031	26,117,530
	237,063	101,433	99,010			892,904		2,037,143	32,985,745
		21,137		749		11,262		300,794	16,779,028
						3,018,232		3,411,781	14,700,315
68,836	17,182	1,050			30,261	3,831,988	6	4,301,730	40,399,402
55,928				1,800		804,937	27,283	995,732	25,480,127
47,679						114,926	4	552,428	43,654,668
103,113	6,015	237,455	267,443		99,234	650,601	*214,964	3,230,399	49,137,449
223,309	72,000	270,157			77,623	1,856,181		3,046,616	49,741,350
63,991	167,196	225,147		8	585,854	242,660	2,019	2,110,749	45,802,115
	890,003	429,485		12,364	49,220	997,662	1,667	4,077,354	64,466,286
45,469	777,614	1,162,636		238,493		9,834,530		15,331,615	93,166,009
435,773	297,565	51,202,118	39,470	516,404		7,522,027	6,852	11,679,070	120,426,579
					Spain.				
					176,000				
40,000	838,521	366,974	245,118	5,000		4,092,026	128,270	6,876,429	71,913,385
	Greece.			Switz'd					
2,499,046	197,913	815,519	4,645,180	209,125	Spain.	8,365,331	18,732	17,057,594	157,745,469
					132,054				
					Portugal.				
10,620,469	432,902	1,081,354	4,805,230	15	110,000	18,200,283	*81,122	35,535,050	189,643,846

\*Peru.

## QUANTITY of Oats exported from Canada, by Countries, Years 1874 to 1917.

Fiscal Years.	Great Britain.	British Africa.	British Guiana.	British West Indies.	Bermuda.	Newfoundland.	Other British Possessions.	Total, British Empire.	Belgium.	Philippines.
	Bush.	Bush.	Bush.	Bush.	Bush.	Bush.	Bush.	Bush.	Bush.	Bush.
1874.	788,654			19,999		48,933		857,586		
1875.	1,524,648			32,515		78,814		1,635,977		
1876.	1,984,574		680	41,457		78,038		2,104,749		
1877.	2,696,703	60		43,337		98,430		2,838,590		
1878.	2,181,815		2,323	42,072		87,582		2,313,792		
1879.	1,909,983			42,402		85,433		2,037,818		
1880.	3,032,940			77,393		100,655		3,210,995	244,883	
1881.	2,504,331		14,890	94,561		88,118		2,701,900	67,626	
1882.	1,839,710		24,317	116,489		93,106		2,073,622	38,599	
1883.	1,291,117		55,133	109,230		109,855		1,465,335		
1884.	901,069		87,309	161,700		133,306	9	1,283,393		
1885.	1,896,221		24,087	122,547		135,771		2,148,626		
1886.	3,280,787		48,901	141,511		113,666		3,584,865		
1887.	1,627,629		41,902	150,517		127,211		1,947,259		
1888.	177,194		70,772	117,864		125,344		491,174	20,927	
1889.	2,568		22,002	165,480		126,288		316,338		
1890.	454,090		23,759	148,975		100,729		727,553		
1891.	16,528		11,719	100,070		127,342		255,659		
1892.	5,743,720		41,989	290,421		125,841		6,204,971		
1893.	6,261,258		23,113	365,022		192,765		6,842,158	294,936	
1894.	1,738,666		58,501	331,067		186,292		2,314,526	76,888	
1895.	257,253		41,656	254,264		169,954		723,427		
1896.	487,252		34,048	180,887		179,433		881,620		
1897.	5,409,808		86,340	224,275		162,913		5,883,336	269,511	
1898.	8,143,107		45,901	160,846		144,050		8,493,904	430,508	
1899.	8,977,640		36,399	460,597		153,945	71	9,628,658	125,416	
1900.	6,028,704		48,733	336,238		194,053		6,641,662	113,996	
1901.	6,611,396	33,934	25,277	410,881		182,999		7,255,811	688,370	
1902.	5,544,674	25,258	53,233	371,254		103,370		4,715,341	113,746	
1903.	5,623,116	372,326	62,473	441,198		238,094	124,320	6,861,527	228,504	
1904.	3,607,938	38,654	40,079	390,137		302,583	5	4,379,396	42,030	
1905.	1,617,310	3,150	41,011	207,760		242,883	145,524	2,257,638	2,655	
1906.	1,885,166	512	38,327	189,037		227,242	63,609	2,403,893	124,292	
1907.	3,853,295	3,313	41,050	295,551		293,450	50,788	4,377,447	2,352	
1908.	5,617,102	8,262	50,483	191,348		261,572	163,258	6,292,025	28,200	176,794
1909.	2,588,995	571	12,967	134,813		239,494	54,343	3,051,153	19,983	207,035

## SESSIONAL PAPER No. 106

1910.....	1,024,491	1,690	11,333	165,423	.....	256,477	98,371	1,557,835	.....	279,461
1911.....	4,028,746	6,280	12,333	183,447	.....	239,537	.....	4,579,928	.....	55,943
1912.....	7,014,645	2,693	18,358	245,774	.....	404,431	.....	7,828,855	.....	23,084
1913.....	7,293,004	5,172	22,887	438,759	.....	488,558	.....	8,380,614	.....	122,580
1914.....	13,903,389	653	20,106	739,239	.....	364,134	.....	15,145,598	.....	86,036
1915.....	8,537,236	.....	38,113	369,905	.....	416,168	.....	9,455,234	.....	35,634
1916.....	17,597,470	.....	106,079	388,894	.....	336,282	.....	18,471,440	.....	.....
1917.....	52,307,798	.....	107,210	319,315	.....	419,455	.....	53,272,746	.....	.....
							8,315			

## QUANTITY of Oats exported from Canada by Countries, Years 1874-1917.

Fiscal Years.	Cuba.	Danish West Indies.	France.	Germany.	Holland.	Mexico.	St. Pierre.	United States.	Other Foreign Countries.	Total Foreign Countries.	Grand Total.
	Bush.	Bush.	Bush.	Bush.	Bush.	Bush.	Bush.	Bush.	Bush.	Bush.	Bush.
1874.....	* 605	453	.....	.....	.....	.....	1,051	138,125	280	140,514	998,100
1875.....	* 848	1,428	.....	.....	.....	.....	782	1,350,092	112	1,353,862	2,989,839
1876.....	* 1,074	300	449,021	.....	.....	.....	687	388,372	30	389,484	2,644,233
1877.....	2,713	.....	55,495	.....	.....	.....	1,168	72,378	.....	131,754	2,970,284
1878.....	6,194	31	.....	.....	.....	.....	587	19,378	44	26,254	2,340,026
1879.....	103	52	303,218	.....	.....	.....	1,402	8,940	21,757	335,472	2,373,290
1880.....	499	38	778,247	.....	.....	.....	712	481,138	528	1,506,045	4,717,040
1881.....	385	405	90,704	.....	.....	.....	2,149	54,707	8,656	224,632	2,926,532
1882.....	1,260	.....	235,829	.....	.....	.....	940	1,706,104	600	2,073,332	4,146,954
1883.....	10,383	.....	18	.....	.....	.....	1,542	607,953	822	620,718	1,024,033
1884.....	9,486	.....	.....	.....	.....	.....	2,491	22,985	28,365	63,327	1,346,720
1885.....	88	.....	44,126	38,982	18,651	.....	1,068	94,971	12,578	210,376	2,359,002
1886.....	2,221	40	215,261	106,878	.....	.....	2,697	240,159	.....	565,123	4,149,988
1887.....	760	.....	.....	56,204	.....	.....	2,214	40,542	.....	100,081	2,048,240
1888.....	468	15	55,276	.....	.....	.....	3,286	25,183	100	75,547	566,621
1889.....	12	80	.....	.....	.....	.....	3,004	16,789	506	20,847	337,185
1890.....	.....	60	.....	.....	.....	.....	1,729	27,530	908	30,239	737,792
1891.....	276	.....	.....	.....	.....	.....	2,010	2,264	360	4,910	260,569
1892.....	6,966	400	.....	1,900	11,915	.....	7,221	165,947	15,009	209,358	6,414,329
1893.....	327	6,197	.....	14,971	49,076	.....	2,761	63,300	180	431,748	7,273,906
1894.....	* 75	254	60,216	181,731	110,453	.....	1,769	63,342	9,448	504,176	2,818,702
1895.....	* 12,756	1,275	.....	.....	.....	.....	3,317	175,043	11,157	203,548	926,975
1896.....	* 10,775	895	.....	19,435	.....	.....	2,396	45,320	7,696	86,517	968,137
1897.....	* 144	1,280	344,544	.....	.....	.....	3,056	43,470	1,590	663,545	6,546,881
1898.....	* 577	396	102,459	637,400	133,615	.....	2,390	65,574	9,440	1,382,559	9,876,463
1899.....	* 875	998	407,757	407,757	9,369	.....	2,766	129,954	7,199	864,334	10,592,992
1900.....	1,350	554	.....	28,727	882	.....	3,087	137,785	1,171	287,552	6,929,214
1901.....	544	.....	133,676	.....	.....	.....	9,304	63,446	3,912	899,252	8,155,063
1902.....	.....	6	.....	.....	.....	.....	3,360	137,081	60,589	314,782	5,030,123
1903.....	166,024	170	2,648	.....	.....	.....	4,508	120,702	209,094	731,650	7,593,177
1904.....	65,471	127	.....	.....	7,901	.....	3,334	189,037	7,945	313,845	4,695,241
1905.....	26,082	76	.....	.....	.....	.....	1,537	78,533	78	109,861	2,367,499
1906.....	6,782	48	1,500	6,555	1,514	142	1,636	152,602	1,339	296,410	2,700,303
1907.....	28,669	.....	.....	1,061	.....	.....	1,013	125,188	1,236	161,989	4,539,435
1908.....	222,936	.....	.....	4,563	.....	46,525	1,257	350,991	.....	831,266	7,123,291
1909.....	361,007	.....	.....	1,690	.....	53,569	3,828	1,554,251	3,061	2,204,427	3,255,610



8 GEORGE V, A. 1918

## QUANTITY of Barley exported from

Fiscal Years.	Great Britain.	British Africa.	British West Indies.	Newfoundland.	Other British Possessions.	Total, British Empire.
	Bush.	Bush.	Bush.	Bush.	Bush.	Bush.
1874.....	24		40	3,119		3,183
1875.....			76	5,134		5,210
1876.....	22		75	3,493		3,590
1877.....	95,096		71	6,894		102,661
1878.....	764,062		1,217	3,176		768,455
1879.....	186,580		1,154	2,847		190,581
1880.....	486,806		293	6,658		493,757
1881.....	69,188		49	6,386		75,623
1882.....	6,306		8	4,881		11,195
1883.....	68,729		37	6,784		75,550
1884.....	65,238		74	7,161		72,473
1885.....	30,077			9,004		39,081
1886.....	19,153		1	6,861		26,015
1887.....	10,443			8,801		19,244
1888.....	1,687		65	7,850		9,602
1889.....	6,312			7,394		13,706
1890.....	27,132		40	8,973		36,145
1891.....	132,650			7,714		140,364
1892.....	2,439,959			1,792		2,441,751
1893.....	550,695		299	4,494		555,488
1894.....	97,971		319	5,564		103,854
1895.....	30,365		234	3,569		34,153
1896.....	45,769		12	1,019		46,800
1897.....	534,096		50	1,130	32	535,308
1898.....	308,424		51	857		309,332
1899.....	116,131			383		116,514
1900.....	1,753,135			818	447	1,754,400
1901.....	2,009,708	833	1,199	711	275	2,012,726
1902.....	345,936	1,695	25	12		347,663
1903.....	626,006	15,885	133	14	2,500	644,538
1904.....	703,166	311	3,411	384	204	707,476
1905.....	787,577		4	87	89	787,757
1906.....	790,804		58	2	48	790,912
1907.....	1,115,979		2		2	1,115,983
1908.....	1,392,783	6	10	12	66	1,392,877
1909.....	2,160,890		41	2	28	2,160,961
1910.....	1,431,922		5	115	43	1,432,085
1911.....	1,116,116		8	61	160	1,116,345
1912.....	921,757			221	112	922,090
1913.....	5,556,090		2	54	45	5,556,191
1914.....	10,905,712		94,825		21	11,000,553
1915.....	4,388,577		81	1	14	4,388,673
1916.....	4,915,517		20	13	76	4,915,626
1917.....	9,056,229		10	2	27	9,056,268

## SESSIONAL PAPER No. 10b

## Canada, by Countries, Years 1874 to 1917.

Belgium.	Germany.	Holland.	Italy.	Mexico.	United States.	Other Foreign Countries.	Total, Foreign Countries.	Grand Total.
Bush.	Bush.	Bush.	Bush.	Bush.	Bush.	Bush.	Bush.	Bush.
					3,745,087		3,745,087	3,745,270
					5,413,844		5,413,844	5,419,054
					10,164,551	35	10,164,586	10,168,176
					6,243,033	3	6,243,036	6,345,697
	500				6,498,444		6,498,944	7,276,399
					5,193,324	17	5,193,341	5,383,922
13,400					6,732,403	2	6,745,805	7,239,562
					8,724,931	25	8,724,956	8,800,579
					11,577,251		11,577,251	11,588,446
					8,741,626	40	8,741,666	8,817,216
7,160					7,700,581	48	7,707,739	7,780,262
					9,028,314		9,028,314	9,067,395
					8,528,287		8,528,287	8,554,302
					9,437,717	3	9,437,720	9,456,964
					9,360,521	35	9,360,556	9,370,158
					9,934,501		9,934,501	9,948,207
					9,939,745	18	9,939,763	9,975,908
					4,751,953	10	4,751,963	4,892,327
		39,849			2,721,168		2,761,017	5,202,768
					1,431,398	53,762	1,485,160	2,040,648
					493,551		493,551	597,405
					1,674,193	19	1,674,212	1,708,370
	6,128				787,787	10	793,925	840,725
18,954	30,489				1,246,343		1,295,786	1,831,094
	50,216				84,083	25	134,324	443,656
					122,374	60	122,434	238,948
202,078	27,039		8,297		164,468		401,882	2,156,282
176,515			5,083		190,547	1,500	373,645	2,386,371
78,961			13,027		17,461		109,449	457,117
257,926			7,436		37,112		302,474	947,012
181,172	1,250	72,513			86,175	9,084	350,194	1,057,670
120,990	23,975	7,375			101,111		253,451	1,041,208
33,890	5,581	2,400			47,245		89,116	880,028
16,699				46,354	19,094		82,147	1,198,130
276,031	1,256			95,912	210,783	13,580	597,567	1,990,444
250,798		93,420		188,060	266,096		798,374	2,959,335
183,752	54,380	129,858		97,230	147,596		612,816	2,044,901
111,288		14,000		217,325	86,295		428,908	1,545,253
	17,000			202,609	919,967	1	1,139,577	2,061,667
29,647		31,929		64,923	773,281	4	899,784	6,455,975
35,025	134,222	245,343		32,370	1,584,851		2,031,811	13,032,369
126,815	180,387	514,670			366,101		1,187,973	5,576,646
		646,174			366,573		1,012,747	5,928,373
		124,523			500,536		625,059	9,681,327

8 GEORGE V, A. 1918

QUANTITY of Wheat Flour exported from Canada, by Countries, Years  
1874 to 1917.

Fiscal Years.	Great Britain.	Australasia.	Bermuda	British Africa.	British Guiana.	British West Indies.	Hong Kong.	Malta.
	Brl.	Brl.	Brl.	Brl.	Brl.	Brl.	Brl.	Brl.
1874.....	307,391					127		
1875.....	158,821					41		
1876.....	204,445					14		
1877.....	128,875					175		
1878.....	339,809				1	358		
1879.....	445,074					1,609		
1880.....	449,368					759		
1881.....	76,008					79		
1882.....	370,775					325		
1883.....	359,724					306		
1884.....	158,926					117		
1885.....	86,168					64		
1886.....	235,027					433		
1887.....	345,769					229		
1888.....	229,420					219		
1889.....	79,437					26		
1890.....	87,071					200		
1891.....	181,543					399		
1892.....	240,329	1			3,270	8,219		
1893.....	204,687	1			2,798	11,460		
1894.....	203,467				3,940	7,831		
1895.....	104,501				300	3,561	4,500	
1896.....	89,428	1,193			300	335	1,275	
1897.....	246,754	91,641				199	3,000	
1898.....	908,399	25,351			2,189	15,288	1,000	
1899.....	540,971	17,107			2,178	21,890	1	
1900.....	455,075	39,560		31,457	1,110	12,635	2	
1901.....	770,714	47,484		500	2,030	33,722		
1902.....	648,199	69,118		85,913	7,918	36,775		
1903.....	633,250	171,763		143,949	23,999	43,624	363	
1904.....	940,040	13,148		155,261	26,058	49,009	570	
1905.....	592,598	6,616	24,329	181,899	20,288	107,483		566
1906.....	943,777	6,281	6,241	119,766	14,083	76,112	725	5,146
1907 (9 mos.).....	633,493	4,871	2,674	81,572	13,481	49,732	2,308	7,715
1908.....	1,130,617	255	7,171	207,157	29,052	78,845	8,892	5,489
1909.....	1,029,086	476	6,541	187,738	28,133	69,172	19,135	1,618
1910.....	1,877,436	991	16,502	234,259	35,509	189,685	20,768	1,782
1911.....	1,884,655	2,225	19,228	189,098	50,724	365,474	14,951	2,621
1912.....	2,338,851	3,108	17,447	*199,227	51,165	369,859	24,770	3,735
1913.....	2,880,157	20	17,367	317,376	67,201	363,673	40,103	5,662
1914.....	2,794,657	61	18,806	256,421	80,992	492,637	154,064	21,878
1915.....	3,137,146	4,019	8,351	321,664	85,723	499,932	59,627	3,690
1916.....	3,894,511	23,488	13,931	212,356	119,192	380,899	30,532	7,476
1917.....	4,030,978		16,166	128,003	142,404	348,546	9,006	

\* Includes British East Africa, 2,974, British West Africa, 8,866.

## SESSIONAL PAPER No. 10b

QUANTITY of Wheat Flour exported from Canada, by Countries, Years  
1874 to 1917—*Continued.*

Fiscal Year.	New-found-land.	Other British.	Total British Empire.	China.	Den-mark.	Hol-land.	Nor-way.	Japan.	Sweden.
	Brl.	Brl.	Brl.	Brl.	Brl.	Brl.	Brl.	Brl.	Brl.
1874.....	82,682		390,200						
1875.....	99,735		258,597						
1876.....	103,352		307,811						
1877.....	101,782		230,832						
1878.....	107,392		447,620						
1879.....	103,021		549,704						
1880.....	85,032		535,159						
1881.....	57,806		433,893						
1882.....	90,684		461,784						
1883.....	18,420		478,450						
1884.....	36,590		195,633						
1885.....	34,023		120,255						
1886.....	129,899		365,359						
1887.....	165,678		511,676						
1888.....	111,493		341,132				100		
1889.....	48,687		128,150						
1890.....	19,335		106,606				3		
1891.....	99,438		281,380				1		
1892.....	109,239		361,158	1,760		2,818	690		
1893.....	176,971		395,917	4,944			1		
1894.....	201,583	30	416,841				128		
1895.....	96,895		209,757				1,000		
1896.....	88,430	52	181,013						
1897.....	67,938	1,300	410,832	2,420		160			
1898.....	283,811	250	1,236,288	5		150	5	57	
1899.....	179,103	536	761,786			250			
1900.....	218,332		758,171				2,379		
1901.....	234,259		1,088,709	1,530	168	1,728	3,035		
1902.....	218,458	39	1,066,420		1,015	182			
1903.....	223,210	8,651	1,248,809	708	5,142	275	611	3,203	
1904.....	228,984	13,042	1,426,110	2,508	9,445	3,221	43,296	18,092	
1905.....	282,860	2,132	1,218,771		12,675	3,365	17,113	15,041	
1906.....	240,040	3,361	1,415,532	1,768	8,659	22,958	20,232	16,495	888
1907 (9 mos.).....	169,047	1,305	966,198	24,419	8,536	27,813	27,668	22,676	448
1908.....	259,491	3,379	1,731,348	112,104	9,452	9,387	31,956	16,270	1,795
1909.....	231,591	7,378	1,580,868	5,049	17,298	4,362	12,534	39,226	448
1910.....	313,590	4,905	2,695,487	4,451	71,703	26,593	13,985	87,917	856
1911.....	248,054	713	2,777,743	1,697	67,559	24,223	3,595	75,529	530
1912.....	305,570	5,002	3,318,730	37,306	102,952	27,777	6,275	110,557	2,564
1913.....	276,779	9,132	3,977,474	25,246	89,739	68,247	14,482	137,736	1,581
1914.....	286,813	8,793	4,115,172	26,632	104,456	90,043	27,032	169,233	1,836
1915.....	245,340	10,487	4,375,979	2,351	61,400	86,351	7,495	188,066	4,849
1916.....	273,632	26,860	4,983,477	37		34,056	78,410	218	
1917.....	338,877	3,250	5,049,580			3,538	130,796	300	

8 GEORGE V, A. 1918

QUANTITY of Wheat Flour exported from Canada, by Countries, Years  
1874 to 1917—*Concluded.*

Fiscal Years.	France.	Russia.	Egypt.	St. Pierre.	United States.	Other Foreign Countries.	Total Foreign Countries.	Grand Total.
	Brls.	Brls.	Brls.	Brls.	Brls.	Brls.	Brls.	Brls.
1874.....				9,951	138,845	1,321	150,117	540,317
1875.....				8,651	35,160	375	44,186	302,783
1876.....				8,479	98,057	1,157	107,693	415,504
1877.....				5,548	30,405	1,820	37,773	268,605
1878.....				5,715	21,631	1,465	28,811	476,431
1879.....				4,946	20,247	50	25,243	574,947
1880.....				1,183	8,249		9,432	544,591
1881.....				905	4,758	172	5,835	439,728
1882.....				1,151	4,016	2,788	7,955	469,739
1883.....				4,342	2,820	3,434	10,596	489,046
1884.....				275	1,236	245	1,756	197,389
1885.....				744	2,736	42	3,522	123,777
1886.....				3,480	17,070	190	20,740	386,099
1887.....				2,425	4,695	1,417	8,537	520,213
1888.....				2,956	5,076	851	8,983	350,115
1889.....				1,259	1,527	245	3,031	131,181
1890.....				949	7,472	69	8,493	115,099
1891.....				1,393	12,439	1,571	15,404	296,784
1892.....				2,597	3,998	7,975	19,838	380,906
1893.....				5,086	2,412	1,825	14,268	410,185
1894.....				1,782	3,562	5,997	11,769	428,610
1895.....				1,996	2,818	7,404	13,218	222,975
1896.....				2,143	2,430	1,130	5,703	186,716
1897.....				3,333	4,270	743	10,926	421,758
1898.....				3,287	5,392	4,254	13,150	1,249,438
1899.....				708	5,052	24,740	30,750	792,536
1900.....				1,757	3,834	2,021	9,991	768,162
1901.....				1,065	14,682	7,783	29,991	1,118,700
1902.....			204	2,459	10,485	5,883	20,228	1,086,648
1903.....		5,488		1,562	18,940	3,028	38,957	1,287,766
1904.....		24,589		1,783	40,958	17,598	161,490	1,587,600
1905.....		7,869		4,606	31,072	10,957	102,698	1,321,469
1906.....		4,462		4,656	25,772	10,592	116,482	1,532,014
1907 (9 mos.).....		7,948			3,734	2,683	125,925	1,092,123
1908.....		12,494	3,883		29,309	4,742	231,392	1,962,740
1909.....		5,382	2,342	688	58,253	11,588	157,170	1,738,038
1910.....		6,439	4,001	4,217	126,155	22,224	368,541	3,064,028
1911.....		10,334	275		25,967	61,594	271,303	3,049,046
1912.....		13,223	225	7,193	58,403	53,631	420,106	3,738,836
1913.....		24,927	7,232		29,983	101,396	500,569	4,478,043
1914.....		28,564	12,809	3,393	19,436	*233,577	717,011	4,832,183
1915.....	77,331	5,689	3,668	1,027	52,429	*85,702	576,358	4,952,337
1916.....	1,002,873		2,500	1,345	251,220	*46,078	1,416,737	6,400,214
1917.....	1,748,245	Italy. 291,120		2,994	184,841	13,309	2,375,143	7,425,723

1914. 1915. 1916. 1917.

*Includes Exports to Austria-Hungary.....	18,193			
Germany.....	28,878			
Portuguese Africa.....	11,510	13,718	6,248	477
Turkey in Europe.....	114,706			
Venezuela.....	20,745		11,374	29,553
Belgium.....		26,257	11,235	3,320
Greece.....		16,107		



8 GEORGE V, A. 1918

In addition to the above there were exported from the ports of Montreal, Halifax, St. John, and Vancouver, the following quantities of United States grain, viz.:

		Wheat.	Corn.	Oats.	Barley.	Rye.	Total.
		Bush.	Bush.	Bush.	Bush.	Bush.	Bush.
1914	Montreal.....	32,872,591	2,000	2,614,147	1,014,607	358,572	36,861,917
	Halifax.....						
	St. John.....						
1915	Montreal.....	10,525,486	160,374	98,868			10,784,728
	Halifax.....						240
	Vancouver.....						265
1916	Montreal.....	496,864	3,401,414			350,295	4,248,573
	St. John.....	50,000	142,585		50,000		242,585
	Halifax.....		40				40
	Vancouver.....		4,347				4,347
1917	Montreal.....	835,018	2,081,446	26,971	3,149	130,194	3,266,778
	St. John.....	882,627	1,342,528		62,858		2,288,013
	Halifax.....		457				457
	Vancouver.....		3,847				3,847

COMPARATIVE STATEMENT of Canadian Wheat in Transit shipped from the following United States Ports for the years ended June 30, 1913, 1914, 1915, 1916, and 1917.

Ports.	Quantities.				
	1913.	1914.	1915.	1916.	1917.
	Bush.	Bush.	Bush.	Bush.	Bush.
Baltimore.....	9,152,469	11,928,664	1,406,896	19,984,809	8,203,846
Boston.....	12,833,084	14,307,797	6,483,802	13,587,095	13,134,845
New York.....	18,130,667	23,710,085	13,604,527	81,750,997	62,164,788
Philadelphia.....	10,152,457	11,728,087	3,972,289	14,960,432	*7,182,226
Portland.....	6,481,025	9,438,961	6,548,068	26,736,349	14,267,977
Virginia.....		717,495	142,635	646,706	
Totals, bush.....	56,749,702	71,831,089	32,158,217	157,666,388	104,953,682

\*Maine and New Hampshire.

## SESSIONAL PAPER No. 10b

COMPARATIVE STATEMENT of Canadian Flour in Transit shipped from United States Ports for the Years ended June 30, 1913, 1914, 1915, 1916, and 1917.

Ports.	Quantities.				
	1913.	1914.	1915.	1916.	1917.
	Brls.	Brls.	Brls.	Brls.	Brls.
Baltimore.....	86,767	60,727	45,635	193,406	115,206
Boston.....	352,289	232,718	225,302	711,383	928,439
New York.....	890,145	929,020	1,258,558	1,520,702	1,384,446
Philadelphia.....	159,027	236,338	294,237	421,926	*117,691
Portland.....	196,849	200,914	190,496	209,732	472,461
Virginia.....				1,429	
Totals, brls.....	1,685,077	1,659,717	2,014,228	3,058,578	3,018,243

\*Maine and New Hampshire.

8 GEORGE V, A. 1918

## ESTIMATED GRAIN PRODUCTION IN CANADA.

Province.	Wheat.	Oats.	Barley.	Flax.	Rye.	Peas.	Buckwheat.	T
1915.								
Ontario.....	{P. S. 27,546,000 2,706,000	Bush. 122,810,000	Bush. 15,369,000	Bush. 62,000	Bush. 1,551,000	Bush. 3,007,000	Bush. 3,686,000	Bush. 176,737,000
New Brunswick.....	{P. S. 5,559,600	Bush. 3,487,700	Bush. 48,000			Bush. 6,700	Bush. 1,315,000	Bush. 7,196,300
Nova Scotia.....	{P. S. 247,000	Bush. 3,487,700	Bush. 128,400			Bush. 3,550	Bush. 221,500	Bush. 4,092,650
Quebec.....	{P. S. 1,411,000	Bush. 42,182,000	Bush. 2,255,000	Bush. 7,000	Bush. 145,000	Bush. 404,000	Bush. 2,568,000	Bush. 48,972,000
Prince Edward Island.....	{P. S. 653,600	Bush. 6,832,500	Bush. 106,800			Bush. 1,100	Bush. 75,400	Bush. 7,669,400
Totals, Eastern Provinces.....	32,830,600	180,871,800	17,907,200	69,000	1,700,500	3,422,350	7,865,900	244,667,350
Manitoba.....	{P. S. 363,000	Bush. 69,471,000	Bush. 17,763,000	Bush. 374,000	Bush. 155,000			Bush. 184,188,000
Saskatchewan.....	{P. S. 96,062,000	Bush. 157,628,600	Bush. 10,570,200	Bush. 9,061,000	Bush. 75,600	Bush. 9,200		Bush. 372,512,600
Alberta.....	{P. S. 195,012,000	Bush. 107,741,000	Bush. 6,984,000	Bush. 1,124,000	Bush. 463,000	Bush. 8,600		Bush. 167,675,600
British Columbia.....	{P. S. 7,316,000 44,639,000 200,600 324,400	Bush. 4,390,600	Bush. 106,900			Bush. 38,700		Bush. 5,061,200
Totals, Western Provinces.....	343,473,000	339,231,200	35,424,100	10,559,000	693,600	56,500		729,437,400
Grand Totals.....	376,303,600	520,103,000	53,331,300	10,628,000 *14,368,000	2,394,100	3,478,850	7,865,900	974,104,750
1916.								
Ontario.....	{P. S. 16,465,000	Bush. 50,771,000	Bush. 7,498,000		Bush. 1,208,000	Bush. 1,796,000	Bush. 2,538,000	Bush. 81,784,000
New Brunswick.....	{P. S. 1,466,000	Bush. 6,039,000	Bush. 45,000	Bush. 42,000		Bush. 6,000	Bush. 1,206,000	Bush. 7,538,600
Nova Scotia.....	{P. S. 242,000	Bush. 4,031,000	Bush. 123,000		Bush. 5,400	Bush. 3,200	Bush. 245,000	Bush. 4,668,600
Quebec.....	{P. S. 261,000	Bush. 24,411,000	Bush. 1,456,000	Bush. 5,300	Bush. 118,000	Bush. 302,000	Bush. 1,919,000	Bush. 29,171,300
Prince Edward Island.....	{P. S. 960,000	Bush. 7,413,000	Bush. 105,000			Bush. 1,300	Bush. 68,000	Bush. 8,165,300
Totals, Eastern Provinces.....	19,972,000	92,665,000	9,227,000	47,300	1,331,400	2,109,100	5,497,600	131,327,800
Manitoba.....	{P. S. 27,714,000	Bush. 41,625,000	Bush. 13,815,000	Bush. 237,000	Bush. 155,000			Bush. 83,546,000
Saskatchewan.....	{P. S. 2,140,000	Bush. 135,971,000	Bush. 10,062,000	Bush. 5,724,000	Bush. 482,000	Bush. 11,700		Bush. 275,698,700
Alberta.....	{P. S. 121,308,000 1,197,000 47,541,000	Bush. 77,283,000	Bush. 8,090,000	Bush. 1,114,000	Bush. 523,000	Bush. 7,600		Bush. 135,755,600

## SESSIONAL PAPER No. 10b

British Columbia.....	(T. S.)	191,000 304,000	3,630,000	124,000	.....	44,000	.....	.....	.....	4,293,000
Totals, Western Provinces.....		200,395,000	258,509,000	32,091,000	7,075,000	1,204,000	19,300	.....	.....	499,293,300
Grand Totals.....		220,367,000	351,174,000	41,318,000	7,122,300	2,535,400	2,128,400	5,976,000	.....	630,621,100
1917.										
Ontario.....		16,318,300	98,075,500	11,191,000	52,000	1,207,000	2,110,500	3,037,500	.....	131,991,800
New Brunswick.....		192,000	4,275,000	39,600	.....	.....	6,000	1,111,500	.....	5,624,100
Nova Scotia.....		255,150	3,597,800	118,800	.....	4,500	2,400	228,900	.....	4,207,550
Quebec.....		3,883,600	32,406,200	3,063,600	47,000	376,000	797,500	2,699,000	.....	43,332,900
Prince Edward Island.....		522,000	6,482,300	99,750	.....	.....	840	72,500	.....	7,177,390
Totals, Eastern Provinces.....		21,171,050	144,896,800	14,512,750	99,000	1,587,500	2,917,240	7,149,400	.....	192,333,740
Manitoba.....		41,039,700	45,375,000	15,930,000	140,700	638,300	.....	.....	.....	103,129,700
Saskatchewan.....		117,921,300	123,213,600	14,067,900	4,710,600	998,400	44,900	.....	.....	260,956,700
Alberta.....		52,992,100	86,288,600	10,386,200	978,600	633,000	32,400	.....	.....	151,310,900
British Columbia.....		618,700	3,235,800	160,900	.....	.....	31,800	.....	.....	4,047,200
Totals, Western Provinces.....		212,571,800	258,113,000	40,545,000	5,835,900	2,269,700	109,100	.....	.....	519,444,500
Grand Totals.....		233,742,850	403,009,800	55,057,750	5,934,900	3,857,200	3,026,340	7,149,400	.....	711,778,240

\*Corn in Canada.      \*Corn.

## REPORT OF CHIEF ENGINEER.

C. D. Howe, Chief Engineer, Board of Grain Commissioners for Canada, reports as follows:—

During the year plans have been prepared for a proposed elevator at Port Nelson, Hudson bay, to be built as a part of the harbour developments now in process of construction at that port. Detailed foundation plans have been furnished to the Department of Railways and Canals, such as will permit them to construct the necessary pile foundation for the proposed elevator.

The proposed elevator will have a working-house holding capacity of about 400,000 bushels of grain, and a storage capacity of about 2,000,000 bushels of grain. The elevator track shed will have three railroad tracks with four receiving pits per track to give an unloading capacity of about twenty-four cars per hour. The shipping capacity of the elevator will be about 60,000 bushels of grain per hour, dock galleries being arranged to permit the simultaneous loading of three ocean going vessels.

The proposed elevator will be electrically driven throughout, the layout including a steam plant for generating electric power. Provisions are being made in the plans for the future installation of a drying plant of a capacity of 1,000 bushels per hour. Detailed plans of this elevator are now under way.

At the Vancouver elevator the steel work of the east shipping gallery has been rendered fireproof by encasing the steel columns and bracing in concrete. This concrete fireproofing has been applied by means of a cement gun. The bagging gallery in connection with this elevator has been completed and has been used in handling several shipments of grain in sacks. One shipment of grain in bulk has been made from this elevator.

The purchase of the right of way from the Canadian Northern and Grand Trunk Pacific Railways to the Saskatoon elevator has been completed. About two-thirds of the necessary property for the railroad right of way from the Grand Trunk Pacific Railway to the government elevator at Moosejaw has been purchased during the year.

The usual amount of maintenance engineering for the Port Arthur, Saskatoon, Moosejaw and Calgary elevators has been carried out. At the Moosejaw elevator a new well and machine shop has been installed for the diesel engine plant, and the heating system for the power-house and elevator plant has been revised to effect a saving in the coal consumption.

## GENERAL INDEX.

## GRAIN STATISTICS.

	PAGE
Acreage under Crop, estimated—	
Alberta.....	75
Manitoba.....	75
Saskatchewan.....	75
Allowance of $\frac{1}{2}$ bush. per 1,000 bush. on Lake Shipments of wheat, oats, and barley for each Terminal Elevator during the season of Navigation, 1917.....	74
Average price, monthly, of wheat options, crop year 1916-17 at Winnipeg, Duluth and Minneapolis	104
Barley exported from Canada.....	128-129
Billing destination of cars examined.....	75
Board of Grain Examiners.....	7-8
“ “ Standards.....	7
“ “ Surveys.....	8-9-10
Bonding and licensing, report <i>re</i> .....	11
Canadian wheat and flour in transit shipped from U.S. ports.....	134-135
Cars, billing destination of, inspected.....	75
“ Dockage on.....	95
“ inspected, by grades—Western Division.....	116-118
“ “ railroads “ “.....	79-81 and 118
“ Number and quantity inspected over the different railways, by Provinces.....	79
“ out of turn.....	12
Cash prices of No. 1 Northern, crop 1916-17 at Winnipeg, Duluth, and Minneapolis.....	103
Charts showing fluctuation in price of Nos. 1, 2 and 3 Nor. wheat.....	101-103
Chief Engineer, report of.....	138
Chief Inspector, report of.....	10
Chief Weighmaster, report of.....	11
Country Elevators, quantity handled by.....	76-78
“ “ rules and regulations for.....	16-17
“ “ tariff of.....	17-18
Complaints.....	12
Dockage on cars.....	95
Eastern grain Standards Board.....	8
Eastern Division—	
Quantity of grain inspected, fiscal year 1917, at Toronto and Montreal.....	112-114
Engineer, Chief, report of.....	138
Examiners, grain, Board of.....	7
Expenditure—	
Western Division.....	121
Eastern Division.....	121
Exports—	
Barley.....	128-129
Oats.....	124-127
Wheat.....	122-123
Wheat flour.....	130-132
Fees, Inspection, accrued.....	115
Fees, weighing, in Eastern Inspection Division.....	115
Flour, Canadian, in transit, shipped from United States Custom Districts.....	135
Goderich—	
Total grain weighed.....	119
Weighing fees.....	119
Grain—	
Eastern Division, quantity inspected for fiscal year 1917.....	112-114
Western Division, quantity inspected for fiscal year 1917.....	112-114


GENERAL INDEX—*Continued.*

	PAGE
Grain, estimated crop for Western Provinces.....	75
Grain Examiners, Board of.....	7
Grain, exports of for calendar years 1914-15-16-17.....	133
Grain handled by country elevators in the provinces with line of railway, for crop year 1917.....	76-78
Grain, lake shipments for crop years 1913-14 to 1916-17 by Canadian and United States vessels, shown separately.....	98
Grain, percentage of estimate crop inspected.....	82
Grain, production of, by provinces.....	136-137
Grain, quantities discharged at public elevators in East from vessels during season of navigation 1917, overage and shortage as per reports of outturns.....	105-111
Grain, quantity inspected for fiscal year 1917.....	112-114
Grain, quantity inspected for Western Provinces.....	75, 116-118
Grain receipts and shipments—	
At Fort William and Port Arthur separately, monthly.....	83
At hospital elevators, monthly.....	86
At terminal elevators, monthly.....	84-85
By different terminal elevators, monthly.....	87-92
Grain shipments by lake, for crop years 1913-14 to 1916-17.....	97
Grain, Western receipts and shipments of at public elevators in the East for crop years 1916-17.....	99-100
Grain shipments by ports, for crop year 1917.....	96
Grain Standards, Board of.....	7
Grain Survey Boards.....	8-10
Grain, total weighed, Eastern Division.....	119
Grain, United States exports from ports of Montreal, Halifax, and Vancouver.....	134
Inspection and weighing fees accrued, comparatively.....	115
Inspection revenue accrued and cost to producer per bush.....	120
Inspector, Chief, report of.....	10
Interior terminals, tariff of.....	15-16
Licensing and bonding, report <i>re</i> .....	11
Loading platforms.....	11-12
Midland—	
Quantity of grain weighed.....	119
Weighing fees.....	119
Oats—Exported from Canada, by countries.....	124-127
Peterborough—	
Total grain weighed.....	119
Weighing fees.....	119
Port McNicoll—	
Total grain weighed.....	119
Weighing fees.....	119
Price, average, monthly, of wheat options, crop year 1916-17, at Winnipeg, Duluth, and Minneapolis	104
Prices, cash, of No. 1 Northern, crop 1916-17, at Winnipeg, Duluth, and Minneapolis.....	103
Price fluctuation of No. 1, 2, and 3 Northern wheat, shown by charts.....	101-103
Production of grain, by provinces.....	136-137
Public elevators in East, shipments from by vessel during season of navigation 1916-17, overages and shortages as per reports of outturns.....	100
Quantity grain handled by country elevators.....	76-78
Receipts of grain—	
At Fort William and Port Arthur separately, monthly.....	83
At hospital elevators, monthly.....	86
At terminal elevators, monthly.....	84
At different terminal elevators.....	87-92
By railroads.....	93
Receipts of screenings and scalpings at terminal elevators.....	94
Receipts Western grain at public elevators in East for crop year 1916-17.....	99
Relationship of quantity of grain received at Fort William and Port Arthur to the estimated crop and quantity inspected.....	82


## SESSIONAL PAPER No. 10b

GENERAL INDEX—*Concluded.*

	PAGE
Report of Chief Engineer.....	138
Report of Chief Inspector.....	10
Report of Chief Weighmaster.....	11
Report <i>re</i> licensing and bonding.....	11
Report of Registrar.....	10
Revenue accrued comparatively, and cost per bushel to producer.....	120
Rules and regulations, country elevators.....	17-18
Screenings and scalpings, receipts and shipments of at terminal elevators.....	94
Shipments of grain—	
At Fort William and Port Arthur separately.....	83
At hospital elevators, monthly.....	86
At terminal elevators, monthly.....	85
At different terminal elevators.....	87-92
Shipments, lake, for crop years 1913-14 to 1916-17.....	97
Shipments, lake, for crop years 1913-14 to 1916-17 by Canadian and United States vessels, shown separately.....	98
Shipments, lake, of each kind of grain by ports, for crop year 1917.....	96
Shipments, western grain at Public elevators in East for crop year 1916-17.....	100
Standards, Board of Grain.....	7-8
Survey, Grain, Board.....	8-10
Surpluses and shortages at terminal elevators.....	19-73
Tariff—	
Country elevators.....	16-17
Interior terminal elevator.....	15-16
Terminal elevator.....	12-14
“ “ leasing of special bins.....	14-15
Terminal elevators, approximate allowance of $\frac{1}{2}$ bush. per 1,000 bush. on lake shipments of wheat, oats, barley, during season of navigation 1917.....	74
Terminal elevators surpluses and shortages.....	19-73
Toronto—	
Quantity of grain inspected.....	112-114
Fees accrued.....	115
Total grain weighed in Eastern Inspection Division.....	119
Weighed—Grain in Eastern Inspection Division.....	119
Weighmaster, Chief, report of.....	11
Western Grain Standards Board.....	7-8
Western Inspection Division—	
Quantity of grain inspected.....	112-114
Number of cars inspected, by grades.....	116-118
“ “ “ railroads.....	116-118
Number of cars and quantity inspected.....	116-118
Wheat Canadian in transit, shipped from United States ports.....	134
Wheat exported from Canada, by countries.....	122-123
Wheat flour exported from Canada, by countries.....	130-132







CANADA

DOMINION BUREAU OF STATISTICS

---

# CRIMINAL STATISTICS

FOR THE

YEAR ENDED SEPTEMBER 30, 1917

*PRINTED BY ORDER OF PARLIAMENT*

---

CANADA

BUREAU FÉDÉRAL DES STATISTIQUES

---

# STATISTIQUE CRIMINELLE

POUR

L'ANNÉE EXPIRÉE LE 30 SEPTEMBRE 1917

*IMPRIMÉ PAR ORDRE DU PARLEMENT*



OTTAWA

PRINTED BY J. DE L. TACHE,  
PRINTER TO THE KING'S MOST EXCELLENT MAJESTY

1918

[No. 10c—1918]. *Price, 25 cents.*

## TABLE OF CONTENTS

---

	Preface.....	Page	iv.
	General abstract of the report.....	"	v.
TABLE	I.—Indictable offences by judicial districts...	"	2 and following to 111
	CLASS I.—Offences against the person...	"	2 " 47
	CLASS II.—Offences against property with violence.....	"	46 " 55
	CLASS III.—Offences against property with- out violence..	"	54 " 77
	CLASS IV.—Malicious offences against pro- perty ...	"	78 " 83
	CLASS V.—Forgery and offences against the currency.....	"	82 " 87
	CLASS VI.—Other offences not included in the foregoing classes.....	"	86 " 111
TABLE	II.—Summary of Table I, by classes and pro- vinces, with totals of each province and Canada.....	"	114 " 119
TABLE	III.—Indictable offences by provinces.....	"	122 " 145
TABLE	IV.—Summary of Table III, by classes, etc....	"	148 " 153
TABLE	V.—Summary convictions .....	"	156 " 237
TABLE	VI.—Indictable and non-indictable offences by judicial districts.....	"	240 " 243
TABLE	VII.—Summary convictions and cases subject to trial by jury.....	"	246 " 249
TABLE	VIII.—Pardons and commutations.....	"	252 " 264
	Index—Indictable offences.....	"	266
	Index—Summary convictions by Districts	"	268, 269, 270

## TABLE DES MATIÈRES

	Préface.....	Page xxviii.
	Précis complet du rapport.....	" xxix.
TABLEAU	I.—Délits justiciables d'un jury par districts judiciaires.....	" 2 et suivantes à 111
	CLASSE I.—Outrages contre la personne.....	" 2 " 47
	CLASSE II.—Délits avec violence contre la propriété.....	" 46 " 55
	CLASSE III.—Délits sans violence contre la propriété.....	" 54 " 77
	CLASSE IV.—Dommages malicieux à la propriété.....	" 78 " 83
	CLASSE V.—Faux et délits par rapport à la monnaie.....	" 82 " 87
	CLASSE VI.—Autres délits non compris dans les classes précédentes.....	" 86 " 111
TABLEAU	II.—Récapitulation du Tableau I, par classes et par provinces, avec totaux de chaque province et du Canada.....	" 114 " 119
TABLEAU	III.—Délits criminels par provinces.....	" 122 " 145
TABLEAU	IV.—Récapitulation du Tableau III, par classes, etc.....	" 148 " 153
TABLEAU	V.—Condamnations sommaires.....	" 156 " 237
TABLEAU	VI.—Délits criminels et petits délits par districts judiciaires.....	" 240 " 243
TABLEAU	VII.—Condamnations sommaires et délits justiciables d'un jury.....	" 246 " 249
TABLEAU	VIII.—Pardons et commutations.....	" 252 " 264
	Index—Délits justiciables d'un jury.....	" 267
	Index—Condamnations sommaires par districts.....	" 268, 269, 270

## PREFACE.

The Criminal Statistics of Canada are collected, compiled and published under authority of the Act respecting Census and Statistics, R.S.C., c. 68.

The Introductory abstract of the present report has been written by Mr. E. H. St. Denis, the Secretary of the Bureau, and the tables prepared by Mr. R. E. Watts.

R. H. COATS,  
*Dominion Statistician.*

Dominion Bureau of Statistics,  
September 17, 1918.

# CRIMINAL STATISTICS OF CANADA 1917

## GENERAL ABSTRACT OF THE REPORT

The criminal statistics in this report include statistics of (1) Indictable Offences and (2) Summary Convictions. The indictable offences are divided into the following six classes: I, Offences against the person; II, Offences against property with violence; III, Offences against property without violence; IV, Malicious offences against property; V, Forgery and offences against the currency; VI, Other offences not included in the foregoing classes. Cases tried by Police or other Magistrates under the Acts respecting "Speedy Trials" and "Summary Trials by Consent", are included with the indictable offences. The summary convictions represent all cases disposed of under the authority of the Act respecting summary proceedings before Justices of the Peace.

### PART I. INDICTABLE OFFENCES.

During the year ending 30th September, 1917, there were 19,454 charges and 15,559 convictions for indictable offences in the several provinces of the Dominion, as compared with 23,942 charges and 19,160 convictions the year before, being a decrease of 4,488 or 18.75 per cent for charges, and a decrease of 3,601 or 18.79 per cent for convictions during the year, distributed as follows:

CHARGES, CONVICTIONS AND ACQUITTALS FOR INDICTABLE OFFENCES.

Provinces.	1916.			1917.		
	Number of charges.	Number of convictions.	Percentage of acquittals.	Number of charges.	Number of convictions.	Percentage of acquittals.
Prince Edward Island.....	22	14	36.36	36	33	8.33
Nova Scotia.....	787	644	18.17	711	582	18.14
New Brunswick.....	366	296	19.13	383	332	13.32
Quebec.....	4,643	3,824	17.64	4,103	3,376	17.72
Ontario.....	9,807	7,888	19.57	8,576	6,924	19.26
Manitoba.....	1,489	1,226	17.66	1,319	1,090	17.36
Saskatchewan.....	2,305	1,729	24.99	1,450	1,065	25.00
Alberta.....	2,543	1,900	25.28	1,335	901	32.51
British Columbia.....	1,956	1,619	17.23	1,548	1,234	20.28
Yukon.....	24	20	16.66	23	22	4.35
Canada .....	23,942	19,160	19.97	19,454	15,559	20.02

As shown in the above table, Prince Edward Island and New Brunswick are the only two provinces showing increases in the number of charges and convictions during the year. The most substantial decreases are found in Ontario, Saskatchewan, Alberta and British Columbia, and the higher percentage of acquittals in Alberta, Saskatchewan and British Columbia.

The following table gives the per cent ratios of criminality and population compared for each province in 1917:—

Provinces.	Ratio of criminality p.c.	Ratio of population p.c.
Prince Edward Island.....	0.21	1.12
Nova Scotia .....	3.74	6.13
New Brunswick.....	2.14	4.36
Quebec.....	21.69	26.78
Ontario.....	44.50	32.79
Manitoba.....	7.01	6.84
Saskatchewan.....	6.85	8.06
Alberta.....	5.79	6.24
British Columbia.....	7.93	7.36
Yukon.....	0.14	0.10
Northwest Territories.....	....	0.22
Canada.....	100.00	100.00

The above figures show that the ratio of criminality is higher than that of population in Ontario, Manitoba, British Columbia and the Yukon, while the ratio of population is higher than that of criminality in Prince Edward Island, Nova Scotia, New Brunswick, Quebec, Saskatchewan and Alberta.

Presented under another form the criminality of each province according to the estimated population for 1917, stands as follows:—

Yukon.....	One conviction to every	384 persons.
Ontario.....	" "	396 "
British Columbia.....	" "	499 "
Manitoba.....	" "	525 "
Alberta.....	" "	579 "
Saskatchewan.....	" "	633 "
Quebec.....	" "	663 "
Nova Scotia.....	" "	879 "
New Brunswick.....	" "	1,097 "
Prince Edward Island.....	" "	2,840 "
Canada.....	" "	537 "

SESSIONAL PAPER No. 10c

## YOUNG OFFENDERS.

The following table gives the number of young offenders under sixteen years, with percentage to total convictions, for the years 1916 and 1917 by provinces:—

Provinces.	Young offenders.			
	1916.		1917.	
	Number.	Percentage to total convictions.	Number.	Percentage to total convictions.
Prince Edward Island .....	3	21.43	12	36.36
Nova Scotia .....	125	19.41	155	26.63
New Brunswick .....	55	18.58	104	31.32
Quebec .....	658	17.21	709	21.00
Ontario .....	1,865	23.64	2,100	30.33
Manitoba .....	312	25.45	335	30.73
Saskatchewan .....	18	1.04	8	0.75
Alberta .....	5	0.26	7	0.77
British Columbia .....	116	7.16	176	14.26
Yukon .....				
Canada .....	3,157	16.48	3,606	23.18

As shown by the above table, there was an increase of 449 in the number of young offenders during the year. Increases are shown in every province, except Saskatchewan and Alberta. It will be noticed that the figures given for these two provinces are entirely out of proportion when compared with those for the other provinces. As already stated in a previous report, this discrepancy is mainly due to the fact that a large number of the returns received from these two western provinces omit the age and other information regarding the offenders, in spite of the constant requests made by this Office to the several Justice Officers in order to obtain complete returns.

Out of the above number of young offenders convicted of indictable offences in 1917, there were 2,485 tried by the several Juvenile Courts of Canada, as follows:—

8 GEORGE V, A. 1918

## YOUNG DELINQUENTS CONVICTED OF INDICTABLE OFFENCES BY THE JUVENILE COURTS, 1917.

Offences.	CITIES.							Totals.
	Montreal.	Toronto.	Winnipeg.	Vancouver.	Ottawa.	Halifax.	Victoria.	
Indecent assault.....	1	4	1	.....	.....	.....	.....	6
Aggravated assault.....	5	.....	4	.....	.....	.....	.....	9
Assault on police.....	.....	.....	1	.....	.....	.....	.....	1
Common assault.....	6	.....	.....	.....	.....	.....	.....	13
Robbery, house and shopbreaking	83	212	68	43	21	8	3	438
Arson.....	1	3	.....	.....	.....	.....	.....	4
Damage to property.....	29	8	6	.....	.....	25	.....	68
Forgery.....	1	9	.....	.....	.....	.....	.....	10
Fraud and false pretences.....	2	6	5	1	5	.....	.....	19
Theft.....	424	873	185	56	171	52	25	1,786
Receiving stolen goods.....	.....	27	7	.....	.....	.....	.....	34
Carrying unlawful weapons.....	13	.....	.....	.....	.....	.....	.....	13
Sodomy.....	.....	13	.....	.....	.....	.....	.....	13
Indecency and immorality.....	19	4	1	1	3	.....	.....	28
Other misdemeanours.....	8	8	15	.....	.....	12	.....	43
Totals.....	592	1,167	293	101	200	104	28	2,485

Of the above number of young delinquents convicted of indictable offences by the Juvenile Courts, 244 were sent to the reform schools or charitable institutions and 283 were fined, the balance being allowed to go on probation or suspended sentence.

Besides the 2,485 young offenders who were convicted of indictable offences during the year, there were 2,342 summary convictions for minor offences in the several Juvenile Courts of Canada, as follows:—

## MINOR OFFENCES DISPOSED OF BY THE JUVENILE COURTS IN 1917.

Offences.	CITIES.						Totals.
	Montreal.	Toronto.	Winnipeg.	Vancouver.	Ottawa.	Halifax.	
Assault.....	.....	31	12	.....	4	.....	47
Vagrancy.....	127	658	71	10	13	2	881
Damage to property.....	3	129	50	10	.....	9	201
Larceny.....	.....	79	.....	.....	.....	.....	79
Incorrigibility.....	272	4	25	31	4	.....	337
Carrying fire arms.....	3	4	12	.....	.....	.....	19
Breach of municipal by-laws.....	64	206	57	1	23	112	463
Trespass.....	26	194	.....	.....	11	.....	231
Breach of railway acts.....	2	.....	14	.....	19	.....	35
Other offences.....	2	17	30	.....	.....	.....	49
Totals.....	499	1,322	272	52	74	123	2,342

## FEMALE OFFENDERS.

The returns for 1917 show a decrease of 32.68 per cent in the number of female offenders, compared with those for the previous year, the figures being 2,473 in 1917 against 3,674 in 1916, as shown by the following table:—

FEMALE OFFENDERS CONVICTED.

Provinces.	1916.		1917.	
	Number of females offenders.	Percentage of female offenders to total convictions.	Number of females offenders.	Percentage of female offenders to total convictions.
Prince Edward Island.....			3	9.09
Nova Scotia.....	57	8.85	47	8.08
New Brunswick.....	24	8.11	29	8.73
Quebec.....	1,397	36.53	857	25.38
Ontario.....	1,074	13.62	883	12.75
Manitoba.....	121	9.87	140	12.84
Saskatchewan.....	127	7.04	102	9.57
Alberta.....	243	12.79	97	10.76
British Columbia.....	626	38.67	310	25.12
Yukon.....	5	25.00	5	22.73
Canada.....	3,674	19.18	2,473	15.89

According to this table, the provinces showing the higher percentage of female offenders to the total number of persons convicted are Quebec, British Columbia and the Yukon. Of the 2,473 females found guilty of indictable offences during the present year, 1 was convicted for murder, 1 for attempt to commit murder, 3 for manslaughter, 7 for abortion and concealing birth of infant, 2 for adultery, 23 for bigamy, 6 for procuration, 10 for shooting and stabbing, 34 for aggravated assaults and assaulting peace officers, 11 for burglary and robbery, 23 for false pretences, 17 for receiving stolen goods, 40 for fraud, 23 for forgery, 74 for assault and battery, 6 for perjury, 6 for arson, 7 for offences against the Gambling Acts, 13 for indecent exposure, 10 for escape from prison, 5 for carrying unlawful weapons, 7 for neglecting and refusing to support family, 9 for malicious injury to horses and cattle, 647 for theft, 1,447 for keeping bawdy houses and inmates thereof, 5 for attempt to commit suicide and 36 for various other offences.

## INDICTABLE OFFENCES BY CLASSES.

## CLASS I.—OFFENCES AGAINST THE PERSON.

Offences.	1916.		1917.	
	Number of charges.	Number of convictions.	Number of charges.	Number of convictions.
Murder.....	56	21	48	17
" attempt to commit .....	31	13	15	9
Manslaughter.....	61	30	56	28
Abortion and concealing births of infants.....	29	14	22	10
Rape and other crimes against decency.....	618	347	438	227
Procuration .....	85	52	53	29
Bigamy.....	64	57	81	73
Shooting, stabbing and wounding.....	258	176	209	139
Assault on females.....	73	66	37	30
Aggravated assault.....	730	509	593	438
Assault on peace officers.....	641	600	422	386
Assault and battery.....	1,661	1,330	1,168	930
Refusing to support family.....	200	122	184	96
Various other offences against the person.....	152	107	171	118
Totals for Canada.....	4,659	3,444	3,497	2,530

As shown by the above table, the number of charges for Class I, "Offences against the person", has decreased from 4,659 in 1916 to 3,497 in 1917, and the number of convictions from 3,444 in 1916 to 2,530 in 1917, for the whole of Canada. The convictions for this class in 1917 are distributed by provinces as follows: For murder, 4 convictions each in Ontario and Manitoba, 3 in Alberta, 2 each in Nova Scotia and Quebec and one each in British Columbia and the Yukon.

The following table gives a review of the number of convictions for murder in the several provinces of Canada during the decade ending 30th September, 1917, according to country of birth:—

## NUMBER OF PERSONS CONVICTED OF MURDER DURING THE TEN YEARS 1908-1917.

Provinces.	Total number convicted during the ten years.	Born in Canada.	Born in Great Britain and other British possessions.	Born in the United States.	Born in other foreign countries.	Country of birth not given.
Prince Edward Island...	2	2				
Nova Scotia.....	15	8		3	4	
New Brunswick.....	2				2	
Quebec.....	24	6	3		15	
Ontario.....	55	24	9	5	17	
Manitoba.....	22	3	5	1	13	
Saskatchewan.....	20	1	2	4	10	3
Alberta.....	26	2	2	5	15	2
British Columbia.....	46	8	9	4	17	8
Yukon.....	5				5	
Canada.....	217	54	30	22	98	13

8 GEORGE V, A. 1918

The preceding table shows a yearly average of over twenty-one convictions for murder in Canada during the decade, the lowest figures being 14 in 1908 and the highest 34 in 1915.

The percentage of convictions by provinces is thus represented for the ten years: Ontario 25·35, British Columbia 21·20, Alberta 11·98, Quebec 11·06, Manitoba 10·14, Saskatchewan 9·22, Nova Scotia 6·91, Yukon 2·30, New Brunswick 0·92 and Prince Edward Island 0·92. According to country of birth 24·88 per cent found guilty of murder during the ten years were born in Canada, 13·82 per cent in Great Britain and other British Possessions, 10·14 per cent in the United States, 45·16 per cent in other Foreign Countries and 6 per cent for whom no place of birth was given in the returns.

Of the 9 convictions for attempt to commit murder in 1917, there were 3 in Ontario, 2 in British Columbia and one each in Nova Scotia, Quebec, Manitoba and Alberta; for manslaughter, 10 convictions in Ontario, 6 in Quebec, 3 each in Nova Scotia, Manitoba and Saskatchewan, 2 in British Columbia and one in Alberta; for concealing birth of infants and abortion, 4 convictions in Saskatchewan, 2 each in Alberta and British Columbia and one each in Quebec and Ontario; for rape and other crimes against decency, 95 convictions in Ontario, 40 in Saskatchewan, 23 in Quebec, 22 each in Alberta and British Columbia, 9 each in Manitoba and Nova Scotia, and 7 in New Brunswick; for procuration, 9 convictions each in Ontario and Quebec, 5 in Alberta, 4 in British Columbia and one each in Manitoba and Saskatchewan; for bigamy, 58 convictions in Ontario, 4 in Saskatchewan, 3 each in Nova Scotia and Quebec, 2 each in New Brunswick and Manitoba and one in Alberta; for shooting, stabbing and wounding, 75 convictions in Ontario, 27 in Quebec, 10 each in Saskatchewan and British Columbia, 6 in Manitoba, 4 in Alberta, 3 in New Brunswick, 2 in Prince Edward Island and one each in Nova Scotia and the Yukon; for assault on females, 19 convictions in Ontario, 4 in Saskatchewan, 3 each in Quebec and Alberta, and one in Nova Scotia; for aggravated assault, 213 convictions in Ontario, 60 in Quebec, 51 in British Columbia, 44 in Saskatchewan, 29 in Nova Scotia, 23 in Manitoba, 16 in Alberta and one each in New Brunswick and the Yukon; for assault on peace officers, 114 convictions in Quebec, 76 in Nova Scotia, 66 in Ontario, 35 in New Brunswick, 31 in Alberta, 28 in Saskatchewan, 17 in Manitoba, 16 in British Columbia, 2 in Prince Edward Island and one in the Yukon; for assault and battery, 386 convictions in Ontario, 160 in Quebec, 117 in Manitoba, 77 in British Columbia, 70 in Nova Scotia, 57 in Alberta, 51 in Saskatchewan and 12 in New Brunswick; for refusing to support family, 60 convictions in Ontario, 21 in Quebec, 6 in Manitoba, 3 each in Nova Scotia and British Columbia, 2 in Alberta and one in Saskatchewan; for various other offences against the person, 45 convictions in Ontario, 19 each in Nova Scotia and Quebec, 13 in Manitoba, 12 in Saskatchewan, 5 in Alberta, 3 in New Brunswick and 2 in British Columbia.

## CLASS II.—OFFENCES AGAINST PROPERTY WITH VIOLENCE.

Offences.	1916.		1917.	
	Number of charges.	Number of convictions.	Number of charges.	Number of convictions.
Burglary, house, warehouse and shopbreaking . . . . .	1,578	1,369	1,395	1,223
Robbery and demand. with menaces	194	106	160	89
Highway robbery . . . . .	3	3	10	9
Totals for Canada . . . . .	1,775	1,478	1,565	1,321

As seen by the above figures, the number of charges for offences against property with violence has decreased by 210 and the number of convictions by 157 for the whole of Canada, during the year, by provinces as follows: For burglary, house, warehouse and shop-breaking, there were 623 convictions in Ontario, 240 in Quebec, 145 in Manitoba, 72 in British Columbia, 42 in New Brunswick, 39 in Nova Scotia, 28 in Saskatchewan, 26 in Alberta, 5 in Prince Edward Island and 3 in the Yukon; for robbery and demanding with menaces, 37 convictions in Ontario, 14 in Manitoba, 10 each in Quebec and Alberta, 9 in British Columbia, 5 in Saskatchewan and 4 in Nova Scotia; for highway robbery, 6 convictions in Ontario, 2 in Manitoba and one in Quebec.

## CLASS III.—OFFENCES AGAINST PROPERTY WITHOUT VIOLENCE.

Offences.	1916.		1917.	
	Number of charges.	Number of convictions.	Number of charges.	Number of convictions.
Bringing stolen goods into Canada	4	3	6	4
Embezzlement . . . . .	4	2	1	1
False pretences . . . . .	754	535	569	392
Feloniously receiving stolen goods..	455	322	365	232
Fraud and conspiracy to defraud..	868	613	534	366
Horse, cattle and sheep stealing...	170	107	129	83
Theft or larceny . . . . .	9,939	7,943	8,889	7,302
Theft of registered letters, etc. ....	19	16	18	13
Totals for Canada . . . . .	12,213	9,541	10,511	8,393

The above table shows a decrease of 1,702 in the number of charges and a decrease of 1,151 in the number of convictions for offences against property without violence in Canada during the year. Apportioned by provinces the number of convictions for 1917 stands as follows: For bringing stolen goods into Canada, there were 3 convictions in Ontario, and one in Alberta; for embezzlement, one conviction in Ontario; for false pretences, 190 convictions in Ontario, 73 in Quebec, 47 in Alberta, 45 in Saskatchewan, 22 in British Columbia, 7 in Manitoba, 5 in Nova Scotia, 2 in the Yukon and one in New Brunswick; for feloniously receiving stolen goods, 114 convictions in Ontario, 34

## SESSIONAL PAPER No. 10c

in Quebec, 28 in Alberta, 20 in British Columbia, 16 in Manitoba, 13 in Saskatchewan, 6 in Nova Scotia and one in Prince Edward Island; for fraud and conspiracy to defraud, 191 convictions in Ontario, 41 in British Columbia, 40 in Quebec, 35 in Manitoba, 31 in Saskatchewan, 24 in Alberta, 2 in Nova Scotia and one each in New Brunswick and Prince Edward Island; for horse, cattle and sheep stealing, 25 convictions in Saskatchewan, 23 in Ontario, 19 in Alberta, 6 in Quebec, 3 each in Manitoba and British Columbia, 2 in New Brunswick and one each in Nova Scotia and Prince Edward Island; of the 7,302 convictions for theft, representing 87 per cent of the total number of convictions for this class of offences and 46.93 per cent of all six classes of indictable offences in 1917, there were 3,593 in Ontario, 1,477 in Quebec, 532 in Manitoba, 506 in Saskatchewan, 380 in British Columbia, 374 in Alberta, 220 in Nova Scotia, 194 in New Brunswick, 17 in Prince Edward Island and 9 in the Yukon; for theft of registered letters, etc., 9 convictions in Ontario, 2 in Quebec and 1 each in New Brunswick and Manitoba.

## CLASS IV.—MALICIOUS OFFENCES AGAINST PROPERTY.

- Offences.	1916.		1917.	
	Number of charges.	Number of convictions.	Number of charges.	Number of convictions.
Arson.....	87	43	62	36
Malicious injury to horses, cattle and other damage to property.....	313	221	314	265
Totals for Canada.....	400	264	376	301

The above class of offences shows a decrease of 24 in the number of charges and an increase of 37 in the number of convictions during the year, the number given for 1917 being thus distributed by provinces:—For arson 9 convictions in British Columbia, 7 each in Ontario and Saskatchewan, 5 each in Nova Scotia and New Brunswick and 3 in Quebec; for malicious injury to horses, cattle and other damage to property, 99 convictions in Ontario, 58 in Quebec, 31 in Nova Scotia, 26 in British Columbia, 24 in Manitoba, 15 in Alberta, 10 in Saskatchewan and one each in New Brunswick and the Yukon.

## CLASS V.—FORGERY AND OTHER OFFENCES AGAINST THE CURRENCY.

Offences.	1916.		1917.	
	Number of charges.	Number of convictions.	Number of charges.	Number of convictions.
Offences against the currency.....	8	4	6	2
Forgery and uttering forged documents.....	367	311	301	236
Totals for Canada.....	375	315	307	238

A decrease of 68 in charges and of 77 in convictions is shown in Class V, apportioned for 1917 in the manner following by provinces:—For offences against the currency, 2 convictions in Nova Scotia; for forgery and uttering forged documents, 87 convictions in Ontario, 40 in Manitoba, 35 in Quebec, 26 in British Columbia, 20 in Saskatchewan, 16 in Alberta, 10 in Nova Scotia and 2 in New Brunswick.

## CLASS VI.—OTHER OFFENCES NOT INCLUDED IN THE FOREGOING CLASSES.

Offences.	1916.		1917.	
	Number of charges.	Number of convictions.	Number of charges.	Number of convictions.
Treasonable acts.....	8	4	3	1
Sedition.....	50	31	29	15
War Measures Act, offences against.....	169	156	34	31
Attempt to commit suicide.....	44	34	39	28
Sodomy and bestiality.....	92	67	105	74
Indecent exposure and offences against public morals.....	71	57	87	74
Perjury and subornation of perjury.....	150	64	112	48
Carrying unlawful weapons.....	87	76	118	107
Violation of the electoral act.....	8	8	8	7
Conspiracy.....	53	13	32	7
Forcible entry.....	5	3	2	1
Offences against gambling and lottery acts.....	295	263	396	343
Prison breach and escape from prison.....	148	141	123	117
Offences against revenue laws.....	1	1	12	10
Riot and affray.....	153	122	101	80
Keeping bawdy houses and inmates thereof.....	3,034	2,971	1,846	1,743
Various other misdemeanours.....	148	94	151	90
Totals for Canada.....	4,516	4,115	3,198	2,776

There was an increase of 1,318 in the number of charges and an increase of 1,339 in the number of convictions for offences included in Class VI, for the whole of Canada, distributed by provinces in the following order: For treasonable acts, one conviction in Alberta; for sedition, 5 convictions in Alberta, 4 in Ontario and 2 each in Manitoba, Saskatchewan and British Columbia; for offences against the War Measures Act, 16 convictions in Quebec, 7 in Saskatchewan, 3 each in Ontario and Alberta and 2 in Nova Scotia; for attempt to commit suicide, 9 convictions in Quebec, 6 in Saskatchewan, 5 each in Ontario and British Columbia and 3 in Alberta; for sodomy and bestiality, 49 convictions in Ontario, 14 in Quebec, 6 in British Columbia, 2 each in Saskatchewan and Alberta and one in Nova Scotia; for indecent exposure and offences against public morals, 45 convictions in Quebec, 9 in British Columbia, 8 in Ontario, 6 in Saskatchewan, 5 in Alberta and one in Manitoba; for perjury and subornation of perjury, 24 convictions in Ontario, 6 each in Manitoba and Alberta, 5 in Saskatchewan, 2 each in British Columbia and Nova Scotia and one each in Prince Edward Island, New Brunswick and Quebec; for carrying unlawful weapons, 53 convictions in Ontario, 38 in Quebec, 8 in British Columbia, 4 in Nova Scotia and 2 each in Manitoba and Saskatchewan; for violation of the Electoral Act, 7 convictions in Alberta; for conspiracy, 2 convictions each in Quebec, Ontario and Alberta and one in Saskatchewan; for forcible entry one

## SESSIONAL PAPER No. 10c

conviction in Ontario; for offences against Gambling and Lottery Acts, 140 convictions in Ontario, 100 in Quebec, 28 each in Saskatchewan, Alberta and British Columbia, 18 in Manitoba and one in Nova Scotia; for prison breach and escape from prison, 65 convictions in Ontario, 16 in Alberta, 13 in Saskatchewan, 6 in Quebec, 4 each in Nova Scotia, New Brunswick and Manitoba, 3 in British Columbia, and 2 in the Yukon; for offences against the revenue laws, 9 convictions in Ontario and one in Quebec; for riot and affray, 45 convictions in British Columbia, 16 in Nova Scotia, 13 in Alberta and 6 in Ontario; for keeping bawdy houses and inmates thereof, 712 convictions in Quebec, 469 in Ontario, 318 in British Columbia, 100 in Saskatchewan, 91 in Alberta, 25 in Manitoba, 14 in New Brunswick, 11 in Nova Scotia and 3 in Prince Edward Island; for various other misdemeanours, 59 convictions in Ontario, 11 in Manitoba, 8 in British Columbia, 6 in Alberta, 4 in Quebec and one each in Saskatchewan and the Yukon.

RATIO OF CONVICTIONS BY CLASSES OF OFFENCES.

Classes of Offences.	Percentage of convictions.	
	1916.	1917.
Class I. Offences against the person.....	17.97	16.26
Class II. Offences against property with violence.....	7.71	8.49
Class III. Offences against property without violence.....	49.81	53.94
Class IV. Malicious offences against property.....	1.38	1.94
Class V. Forgery and other offences against the currency.....	1.65	1.53
Class VI. Other offences not included in above classes.....	21.48	17.84
Total .....	100.00	100.00

It is seen from this table that the percentage for class I offences against the person, has decreased from 17.97 to 16.26 during the year, while the percentage for Classes II, III and IV, offences against property, has increased from 58.90 to 64.37 during that time.

Of the 15,559 persons found guilty of indictable offences in 1917, there were 4,845 sentenced to jail with the option of a fine, 2,890 to jail for less than one year, 462 to jail for one year and less than two years, 540 were sent to penitentiary for two years and less than five years, 145 to penitentiary for five years and over, 1 to penitentiary for life, 15 were sentenced to death, 584 were sent to reformatories and 6,077 were allowed to go, on being bound to keep the peace, with a suspended sentence or a reprimand.

Eighty-four in every hundred convicted were sentenced for the first time, nine for the second time and seven were recidivists or habitual criminals.

The occupation of the offenders according to classes is thus represented per 100: agricultural 10, commercial 17, domestic 16, industrial 11, professional 5 and labourers unclassified 41. Seventy-one per cent of the offenders were unmarried, twenty-eight per cent married and one per cent widowed; ninety-

one per cent had an elementary education, three per cent a superior education and six per cent were unable to read or write; according to ages the offenders were thus represented: twenty-nine per cent under 16 years, fifteen per cent from 16 to 20 years, forty-four per cent from 21 to 39 years and twelve per cent 40 years and over; as to their social habits, the total number reported shows that twenty per cent were given as immoderate drinkers and eighty per cent as using liquor moderately; eighty-eight per cent were reported from urban and twelve per cent from rural districts. As regards the country of birth of the delinquents, 62 in every 100 were born in Canada, 11 in British territory outside of Canada, 7 in the United States and 20 in other foreign countries. According to the last Census, the Canadian-born represented 78 per cent of the total population of Canada, the British-born outside of Canada 11 per cent, the American-born 4 per cent and the foreign-born 7 per cent. From the total number of criminals whose religious denominations were reported, 45.08 per cent were given as Roman Catholics, 13.24 as Anglicans, 8.68 as Presbyterians, 9.96 as Methodists, 3.38 as Baptists and 19.66 as "Protestants" and other denominations, against the following ratios in relation to the total population of Canada according to the last Census: Roman Catholics 39.31, Anglicans 14.47 Presbyterians 15.48, Methodists 14.98, Baptists 5.31, and Protestants and other denominations 10.45.

Out of the 19,454 persons charged with indictable offences during the year, 847 were tried by jury in the several provinces in the following order: 231 in Saskatchewan, 188 in Ontario, 101 in Manitoba, 97 in Alberta, 74 in Quebec 69 in British Columbia, 61 in Nova Scotia, 19 in New Brunswick, 6 in Prince Edward Island and 1 in the Yukon; the 3,258 cases tried under the "Speedy Trials Act" were distributed in the following manner: 1,169 in Ontario, 1,055 in Quebec, 273 in Alberta, 218 in British Columbia, 200 in Nova Scotia, 183 in Saskatchewan, 89 in New Brunswick, 69 in Manitoba, 1 each in Prince Edward Island and the Yukon; of the 15,349 cases disposed of by Police Magistrates and other Justices of the Peace under the Act respecting Summary Trials by Consent, 7,219 were from Ontario, 2,974 from Quebec, 1,261 from British Columbia, 1,149 from Manitoba, 1,006 from Saskatchewan, 965 from Alberta, 450 from Nova Scotia, 275 from New Brunswick, 29 from Prince Edward Island and 21 from the Yukon.

## PART II. SUMMARY CONVICTIONS.

There were 98,452 summary convictions for minor offences throughout the several provinces of the Dominion, in 1917, as compared with 104,631 in 1916, being a decrease of 6,179 or 5.90 per cent during the present year, against a decrease of 27,799 or 20.99 per cent the year before. Of these, the female offenders numbered 6,937 or 7.05 per cent in 1917, against 6,610 or 6.32 per cent in 1916. Eighty-three per cent of the offenders convicted of minor offences were fined, three per cent were sentenced to imprisonment without

## SESSIONAL PAPER No. 10c

option and fourteen per cent were allowed to go, on being bound to keep the peace or with a suspended sentence, etc.

The following table gives the number of summary convictions by provinces:

Provinces.	Number of summary convictions.		Increase +    Decrease -	
	1916.	1917.	numerical.	per cent.
Prince Edward Island .....	405	323	- 82	- 20·25
Nova Scotia .....	5,924	4,700	- 1,224	- 20·66
New Brunswick .....	2,664	2,564	- 100	- 3·75
Quebec .....	20,767	22,560	+ 1,793	+ 8·63
Ontario .....	41,732	42,655	+ 923	+ 2·21
Manitoba .....	7,826	7,065	- 761	- 9·72
Saskatchewan .....	9,287	6,007	- 3,280	- 35·32
Alberta .....	9,526	5,726	- 3,800	- 39·89
British Columbia .....	6,344	6,768	+ 424	+ 6·68
Yukon .....	156	84	- 72	- 46·15
Canada. ....	104,631	98,452	- 6,179	- 5·90

The above table shows increases in Quebec, Ontario and British Columbia, while decreases are found in Alberta, Saskatchewan, Nova Scotia, Manitoba, New Brunswick, Prince Edward Island and the Yukon in the numerical order named.

The following table gives the total number of summary convictions for the whole of the Dominion:—

## SUMMARY CONVICTIONS FOR THE WHOLE OF CANADA.

Offences.	Number of summary convictions.	
	1916.	1917.
Alien Restrictions Act, offences against .....		2,601
Adulteration of food .....	223	204
Assaults .....	5,034	3,627
Breach of the peace .....	1,968	1,119
Carrying fire-arms and unlawful weapons .....	430	342
Contempt of court .....	39	22
Cruelty to animals .....	1,773	993
Disturbing religious meetings .....	20	27
Fishery and Game Acts, offences against .....	727	478
Gambling Acts, offences against .....	1,842	2,353
Immigration Act, offences against .....	60	68
Incorrigibility .....	263	378
Inspection and Sales Act, offences against .....	85	31
Larceny .....	16	118
Liquor laws, offences against .....	6,248	7,339
Malicious injury and other damage to property .....	1,194	1,074
Masters and Servants Act, offences against .....	2,982	1,513
Medical and Pharmacy Acts, offences against .....	70	71
Militia Acts, offences against .....	725	765
Municipal Acts and By-laws, breaches of .....	28,411	31,718

SUMMARY CONVICTIONS FOR THE WHOLE OF CANADA—*Concluded.*

Offences.	Number of summary convictions.	
	1916.	1917.
Neglecting to support family . . . . .	355	346
Opium and Drug Act, offences against . . . . .	1,165	790
Profanation of Lord's Day . . . . .	1,073	1,178
Railway Acts, offences against . . . . .	589	302
Revenue laws, offences against . . . . .	108	234
Seamen's Act, offences against . . . . .	121	137
Threats and abusive language . . . . .	484	349
Trespass . . . . .	1,059	1,143
Vagrancy . . . . .	6,634	4,406
Drunkenness . . . . .	32,730	27,882
Indecent exposure . . . . .	350	369
Insulting, profane and obscene language . . . . .	575	377
Frequenting bawdy houses . . . . .	1,403	2,700
Loose, idle and disorderly . . . . .	4,688	2,266
Weights and Measures Acts, offences against . . . . .	129	123
Miscellaneous offences . . . . .	375	543
Insanity . . . . .	683	466
Totals for Canada . . . . .	104,631	98,452

A review of the preceding table showing by provinces the number of convictions for the principal offences, is given in the tables following:—

## DRUNKENNESS.

Provinces.	Number of convictions.		Increase +	Decrease -
	1916.	1917.	numerical.	per cent.
Prince Edward Island . . . . .	219	207	- 12	- 5.48
Nova Scotia . . . . .	3,614	2,546	- 1,068	- 29.55
New Brunswick . . . . .	1,696	1,516	- 180	- 10.61
Quebec . . . . .	7,108	8,025	+ 917	+ 12.90
Ontario . . . . .	11,728	10,945	- 783	- 6.67
Manitoba . . . . .	3,114	1,085	- 2,029	- 65.16
Saskatchewan . . . . .	1,062	770	- 292	- 27.50
Alberta . . . . .	1,809	391	- 1,418	- 78.38
British Columbia . . . . .	2,327	2,372	+ 45	+ 1.93
Yukon . . . . .	53	25	- 28	- 52.83
Canada . . . . .	32,730	27,882	- 4,848	- 14.81

From the above it will be seen that drunkenness has decreased during the year in every province, except Quebec and British Columbia showing increases of 917 and 45 respectively. The greater decreases are found in Manitoba where the number of convictions for drunkenness fell from 3,114 in 1916 to 1,085 in 1917, in Alberta from 1,809 to 391 and in Nova Scotia from 3,614 to 2,546. The following statement shows how drunkenness has decreased in the several provinces during the last five years.

## SESSIONAL PAPER No. 10c

NUMBER OF CONVICTIONS FOR DRUNKENNESS FOR THE QUINQUENNIAL PERIOD 1913-17.

Provinces.	Years.				
	1913.	1914.	1915.	1916.	1917.
Prince Edward Island.....	324	342	231	219	207
Nova Scotia.....	3,955	3,999	3,436	3,614	2,546
New Brunswick.....	2,073	1,765	1,694	1,696	1,516
Quebec.....	12,265	12,776	8,939	7,108	8,025
Ontario.....	16,236	17,703	12,553	11,728	10,945
Manitoba.....	7,493	6,193	4,154	3,114	1,085
Saskatchewan.....	2,970	2,142	1,332	1,062	770
Alberta.....	7,283	5,710	2,802	1,809	391
British Columbia.....	8,316	9,376	5,960	2,327	2,372
Yukon.....	60	61	60	53	25
Canada.....	60,975	60,067	41,161	32,730	27,882

From this table it is seen that the number of convictions for drunkenness, throughout the whole of Canada, fell from 60,975 in 1913 to 27,882 in 1917, being a decrease of 33,093 or 54·27 per cent during the five years, and by provinces in the order of the greater decrease per cent : Alberta from 7,283 to 391 or 94·63 per cent, Manitoba from 7,493 to 1,085 or 85·52 per cent, Saskatchewan from 2,970 to 770 or 74·07 per cent, British Columbia from 8,316 to 2,372 or 71·48 per cent, Yukon from 60 to 25 or 58·33 per cent, Prince Edward Island from 324 to 207 or 36·11 per cent, Nova Scotia from 3,955 to 2,546 or 35·63 per cent, Quebec from 12,265 to 8,025 or 34·57 per cent, Ontario from 16,236 to 10,945 or 32·59 per cent and New Brunswick from 2,073 to 1,516 or 26·87 per cent. From these figures it will be noticed that the eastern provinces of Prince Edward Island, Nova Scotia, New Brunswick, Quebec and Ontario, with a total number of 34,853 convictions for drunkenness in 1913, and 23,239 in 1917, show a decrease of 11,614 or 33·32 per cent for the five years, while the western provinces of Manitoba, Saskatchewan, Alberta, British Columbia and the Yukon, with a total number of 26,122 convictions in 1913 and 4,643 in 1917, show a decrease of 21,479 or 82·23 per cent during the same period.

## BREACHES OF MUNICIPAL ACTS AND BY-LAWS.

Provinces.	Number of convictions.		Increase +	Decrease -
	1916.	1917.	numerical.	per cent.
Prince Edward Island.....	20	26	+ 6	+ 30·00
Nova Scotia.....	647	838	+ 191	+ 29·52
New Brunswick.....	130	326	+ 196	+ 150·77
Quebec.....	5,803	5,361	- 442	- 7·62
Ontario.....	14,217	16,927	+ 2,710	+ 19·06
Manitoba.....	2,664	3,920	+ 1,256	+ 47·52
Saskatchewan.....	1,997	1,181	- 816	- 40·86
Alberta.....	1,850	1,662	- 188	- 10·16
British Columbia.....	1,050	1,461	+ 411	+ 39·14
Yukon.....	33	16	- 17	- 51·51
Canada.....	28,411	31,718	+ 3,307	+ 11·64

According to the preceding table the higher percentages of increase in breaches of Municipal Acts and By-laws, during the year, are found in New Brunswick where the figures went up from 130 to 326 or 150.77 per cent, in Manitoba from 2,664 to 3,920 or 47.52 per cent, in British Columbia from 1,050 to 1,461 or 39.14 per cent and in Ontario from 14,217 to 16,927 or 19.06 per cent. Decreases are shown in the Yukon, Saskatchewan, Alberta and Quebec.

## VAGRANCY.

Provinces.	Number of convictions.		Increase + Decrease -	
	1916.	1917.	numerical.	per cent.
Prince Edward Island.....	47	15	- 32	- 68.08
Nova Scotia.....	182	170	- 12	- 6.59
New Brunswick.....	206	181	- 25	- 12.23
Quebec.....	3,204	4,125	+ 921	+ 28.74
Ontario.....	5,970	3,386	- 2,584	- 43.28
Manitoba.....	671	341	- 330	- 49.18
Saskatchewan.....	993	493	- 500	- 50.35
Alberta.....	1,475	509	- 966	- 65.49
British Columbia.....	894	891	- 3	- 0.34
Yukon.....	8	7	- 1	- 12.50
Canada.....	13,650	10,118	- 3,532	- 25.88

From the above it will be seen that Quebec is the only province showing an increase during the year in the number of convictions for vagrancy, comprising indecent exposure, insulting, profane and obscene language, frequenting bawdy houses and disorderly conduct. The number given for this province in 1917 is 4,125 as compared with 3,204 in 1916, being an increase of 921 or 28.74 per cent during the year, of which 3,512 or 85.14 per cent were returned from the District of Montreal in 1917. The greater decreases are found in Ontario, Alberta, Saskatchewan, Manitoba and Prince Edward Island in the numerical order named.

## OFFENCES AGAINST THE LIQUOR LAWS.

Provinces.	Number of convictions.		Increase + Decrease -	
	1916.	1917.	numerical.	per cent.
Prince Edward Island.....	75	36	- 39	- 52.00
Nova Scotia.....	646	449	- 197	- 30.50
New Brunswick.....	352	312	- 40	- 11.36
Quebec.....	1,015	1,076	+ 61	+ 6.01
Ontario.....	2,002	2,927	+ 925	+ 46.20
Manitoba.....	172	289	+ 117	+ 68.02
Saskatchewan.....	967	774	- 193	- 19.96
Alberta.....	713	885	+ 172	+ 24.12
British Columbia.....	295	576	+ 281	+ 95.25
Yukon.....	11	15	+ 4	+ 36.36
Canada.....	6,248	7,339	+ 1,091	+ 17.46

## SESSIONAL PAPER No. 10c

As shown by the preceding table, the number of convictions for offences against the liquor laws has increased during the year in Ontario, British Columbia, Alberta, Manitoba, Quebec and the Yukon, in the numerical order named, while it has decreased in Prince Edward Island, New Brunswick, Nova Scotia and Saskatchewan.

## ASSAULT AND BREACH OF THE PEACE.

Provinces.	Number of convictions.		Increase + Decrease -	
	1916.	1917.	numerical.	per cent.
Prince Edward Island .....	31	26	- 5	- 16.13
Nova Scotia .....	569	467	-102	= 17.93
New Brunswick .....	129	95	- 34	- 26.36
Quebec .....	1,734	1,582	-152	- 8.77
Ontario .....	1,582	965	-617	- 39.00
Manitoba .....	220	174	- 46	- 20.91
Saskatchewan .....	1,273	744	-529	- 41.55
Alberta .....	1,281	543	-738	- 57.61
British Columbia .....	175	137	- 38	- 21.71
Yukon .....	8	13	+ 5	+ 62.50
Canada .....	7,002	4,746	-2,256	- 32.22

With the exception of the Yukon, as illustrated in this table, all the provinces show decreases in the number of convictions for assault and breach of the peace, more especially Alberta, Ontario and Saskatchewan.

## OFFENCES AGAINST GAMBLING ACTS.

Provinces.	Number of convictions.		Increase + Decrease -	
	1916.	1917.	numerical.	per cent.
Prince Edward Island .....				
Nova Scotia .....	7	1	- 6	- 85.71
New Brunswick .....	20	24	+ 4	+ 20.00
Quebec .....	105	210	+ 105	+ 10.00
Ontario .....	638	1,076	+ 438	+ 68.65
Manitoba .....	133	192	+ 59	+ 44.36
Saskatchewan .....	77	77		
Alberta .....	163	200	+ 37	+ 22.70
British Columbia .....	671	573	- 98	- 14.60
Yukon .....	28		- 28	
Canada .....	1,842	2,353	+ 511	+ 27.74

As seen in the above, the number of convictions for offences against Gambling Acts has increased during the year in New Brunswick, Quebec, Ontario, Manitoba and Alberta, while it has decreased in the other provinces, Saskatchewan showing the same figures for both years, the Yukon dropping from 28 to nothing and Prince Edward Island having nothing for both years.

## OTHER SUMMARY CONVICTIONS FOR 1917.

For offences against the " Alien Restrictions Act ", there were 2,601 convictions during the year, distributed by provinces as follows: 1,430 in Ontario, 674 in Saskatchewan, 308 in Alberta, 140 in Manitoba, 48 in British Columbia and 1 in Quebec; for carrying fire arms and other unlawful weapons, 109 convictions in Quebec, 85 in Ontario, 48 in Saskatchewan, 28 in Alberta, 26 each in Manitoba and British Columbia, 12 in Nova Scotia and 8 in New Brunswick; for cruelty to animals, 646 convictions in Ontario, 157 in Quebec, 66 in Saskatchewan, 64 in Alberta, 27 in British Columbia, 14 in Manitoba, 12 in Nova Scotia, 6 in New Brunswick and 1 in the Yukon; for offences against the " Fishery and Game Acts ", 182 convictions in Ontario, 101 in Alberta, 67 in Saskatchewan, 56 in Quebec, 34 in British Columbia, 23 in New Brunswick, 8 in Nova Scotia and 7 in Manitoba; for " Incurability ", 276 convictions in Quebec, 36 in British Columbia, 35 in Ontario, 27 in Manitoba, 3 in Nova Scotia and 1 in Saskatchewan; for " Malicious injury and other damage to property ", 361 convictions in Ontario, 276 in Quebec, 119 in Saskatchewan, 102 in Alberta, 59 in Manitoba, 56 in Nova Scotia, 54 in British Columbia, 13 in New Brunswick and 4 in Prince Edward Island; for offences against the " Masters and Servants Act ", 601 convictions in Saskatchewan, 481 in Alberta, 204 in Manitoba, 156 in Ontario and 71 in Quebec; for offences against the " Militia Act ", 385 convictions in Ontario, 144 in Quebec, 74 in Manitoba, 41 in British Columbia, 38 in Saskatchewan, 33 in Nova Scotia, 28 in Alberta and 22 in New Brunswick; for " Neglecting to support family ", 200 convictions in Ontario, 32 each in Quebec and Alberta, 27 in British Columbia, 24 in Manitoba, 16 in Saskatchewan, 12 in Nova Scotia and 3 in New Brunswick; for offences against the " Opium and Drug Act ", 313 convictions in British Columbia, 198 in Quebec, 109 in Ontario, 92 in Alberta, 38 in Saskatchewan, 37 in Manitoba, 2 in the Yukon and 1 in New Brunswick; for " Profanation of the Lord's Day ", 736 convictions in Ontario, 205 in Manitoba, 96 in British Columbia, 93 in Quebec, 28 in Alberta, 12 in Saskatchewan, 5 in Nova Scotia and 3 in New Brunswick; for offences against the " Railway Acts ", 194 convictions in Ontario, 36 in Alberta, 24 in Manitoba, 18 in Saskatchewan, 15 in Quebec, 10 in Nova Scotia, 4 in British Columbia and 1 in New Brunswick; for offences against the " Revenue Laws ", 107 convictions in Quebec, 94 in Ontario, 15 in Alberta, 12 in British Columbia and 6 in Saskatchewan; for " Threats and abusive language ", 177 convictions in Quebec, 55 in Ontario, 28 in Alberta, 22 in Manitoba, 18 each in Nova Scotia and Saskatchewan, 15 each in New Brunswick and British Columbia and one in Prince Edward Island; for " Trespass ", 876 convictions in Ontario, 197 in Quebec, 31 in Alberta, 21 in Saskatchewan, 10 in Nova Scotia and 8 in Manitoba.

In addition to the number of convictions for punishable offences in 1917, there were 466 reported against persons declared insane by the Courts of the several provinces, as follows: 189 for Ontario, 113 for Saskatchewan, 89 for Alberta, 63 for Manitoba, 7 for British Columbia, 3 for the Yukon and 1 each for Nova Scotia and Quebec.

## SESSIONAL PAPER No. 10c

The following table shows the number of convictions for indictable and minor offences, with total convictions for both classes in 1916 and 1917:—

TOTAL NUMBER OF CONVICTIONS FOR CRIMINAL AND MINOR OFFENCES.

Provinces.	1916.			1917.		
	Criminal offences.	Minor offences.	Total convictions.	Criminal offences.	Minor offences.	Total convictions.
Prince Edward Island .....	14	405	419	33	323	356
Nova Scotia .....	644	5,924	6,568	582	4,700	5,282
New Brunswick .....	296	2,664	2,960	332	2,564	2,896
Quebec .....	3,824	20,767	24,591	3,376	22,560	25,936
Ontario .....	7,888	41,732	49,620	6,924	42,655	49,579
Manitoba .....	1,226	7,826	9,052	1,090	7,065	8,155
Saskatchewan .....	1,729	9,287	11,016	1,065	6,007	7,072
Alberta .....	1,900	9,526	11,426	901	5,726	6,627
British Columbia .....	1,619	6,344	7,963	1,234	6,768	8,002
Yukon .....	20	156	176	22	84	106
Canada .....	19,160	104,631	123,791	15,559	98,452	114,011

As shown by the above figures, the total number of convictions for criminal and minor offences has decreased by 9,780 or 7·90 per cent in 1917, as compared with a decrease of 29,264 or 19·12 per cent in 1916 and of 29,980 or 16·38 per cent in 1915, making a total decrease of 69,024 or 37·71 per cent, during the three years mentioned. According to this table the criminal offences in 1917 represent 13·65 per cent of the total convictions for the whole of Canada, by provinces as follows: Yukon 20·75, British Columbia 15·42, Saskatchewan 15·06, Ontario 13·97, Alberta 13·60, Manitoba 13·36, Quebec 13·02, New Brunswick 11·46, Nova Scotia 11·02 and Prince Edward Island 9·27 per cent.

The following table gives the number of convictions by Judicial Districts for the several provinces in 1917.

NUMBER OF CONVICTIONS BY JUDICIAL DISTRICTS IN 1917.

Judicial Districts by Provinces.	Criminal offences.	Minor offences.	Total convictions.
PRINCE EDWARD ISLAND—			
Kings .....	1	22	23
Prince .....		78	78
Queens .....	32	223	255
Totals of Prince Edward Island .....	33	323	356

8 GEORGE V, A. 1918

NUMBER OF CONVICTIONS BY JUDICIAL DISTRICTS IN 1917—*Continued.*

Judicial Districts by Provinces.	Criminal offences.	Minor offences.	Total convictions.
<b>NOVA SCOTIA—</b>			
Annapolis.....	6	6	12
Antigonish.....	5	25	30
Cape Breton.....	75	1,490	1,565
Colchester.....	12	273	285
Cumberland.....	35	113	148
Digby.....	6	22	28
Guysborough.....	1	10	11
Halifax.....	316	1,657	1,973
Hants.....	19	42	61
Inverness.....	3		3
Kings.....	14	47	61
Lunenburg.....	11	21	32
Pictou.....	27	881	908
Queens.....	11	19	30
Richmond.....		3	3
Shelburne.....	1	10	11
Victoria.....	2		2
Yarmouth.....	38	81	119
Totals of Nova Scotia.....	582	4,700	5,282
<b>NEW BRUNSWICK—</b>			
Albert.....	3		3
Carleton.....	2	61	63
Charlotte.....	5	160	165
Gloucester.....	1		1
Kent.....			
Kings.....	13	30	43
Madawaska.....	2		2
Northumberland.....	24	263	287
Queens.....	8		8
Restigouche.....	6		6
St. John.....	190	1,122	1,312
Sunbury.....	1		1
Victoria.....	1		1
Westmorland.....	53	676	729
York.....	23	252	275
Totals of New Brunswick.....	332	2,564	2,896
<b>QUEBEC—</b>			
Arthabaska.....	9	53	62
Beauce.....	2	46	48
Beauharnois.....	13	82	95
Bedford.....	34	85	119
Chicoutimi.....		40	40
Gaspé.....	4	36	40
Iberville.....	17	82	99
Joliette.....	2	12	14
Kamouraska.....	16	66	82
Montcalm.....	5	23	28
Montmagny.....	7	28	35
Montreal.....	2,482	16,170	18,652
Ottawa.....	156	2,080	2,236
Pontiac.....	11		11
Quebec.....	444	2,444	2,888
Richelieu.....	12	157	169
Rimouski.....	11	67	78
Roberval.....	2	17	19
Saguenay.....			
St. Francis.....	95	761	856
St. Hyacinthe.....	9	40	49
Terrebonne.....	10		10
Three Rivers.....	35	271	306
Totals of Quebec.....	3,376	22,560	25,936

## SESSIONAL PAPER No. 10c

NUMBER OF CONVICTIONS BY JUDICIAL DISTRICTS IN 1917—*Continued.*

Judicial Districts by Provinces.	Criminal offences.	Minor offences.	Total convictions.
<b>ONTARIO—</b>			
Algoma.....	133	911	1,044
Brant.....	129	622	751
Bruce.....	45	139	184
Carleton.....	483	1,744	2,227
Dufferin.....	9	55	64
Elgin.....	108	197	305
Essex.....	156	2,124	2,280
*Frontenac.....	49	299	348
Grey.....	36	365	401
Haldimand.....	29	53	73
Halton.....	54	968	1,022
Hastings.....	134	450	584
Huron.....	21	104	125
Kenora.....	39	93	132
Kent.....	87	365	452
Lambton.....	75	708	783
Lanark.....	35	173	208
Leeds and Grenville.....	55	418	473
Lennox and Addington.....	28	124	152
Lincoln.....	97	872	969
Manitoulin.....	9	48	57
Middlesex.....	169	1,399	1,568
Muskoka.....	22	58	80
Nipissing.....	66	317	383
Norfolk.....	33	97	130
Northumberland and Durham.....	46	211	257
Ontario.....	74	245	319
Oxford.....	70	490	560
Parry Sound.....	81	346	427
Peel.....	25	714	739
Perth.....	76	334	410
Peterborough.....	61	413	474
Prescott and Russell.....	11	95	106
Prince Edward.....	39	108	147
Rainy River.....	20	172	192
Renfrew.....	48	319	367
Simcoe.....	146	640	786
Stormont, Dundas and Glengarry.....	32	117	149
Sudbury.....	144	992	1,136
Timiskaming.....	122	632	754
Thunder Bay.....	208	1,368	1,576
Victoria.....	29	153	182
Waterloo.....	92	629	721
Welland.....	168	1,581	1,749
Wellington.....	51	565	616
Wentworth.....	549	2,698	3,247
York.....	2,740	17,130	19,870
Totals of Ontario.....	6,924	42,655	49,579
<b>MANITOBA—</b>			
Dauphin.....	38	126	164
Manitoba, Central.....	85	208	293
" Eastern.....	840	6,069	6,909
" Northern.....	23	26	49
" Southern.....	3	44	47
" Western.....	101	592	693
Totals of Manitoba.....	1,090	7,065	8,155
<b>SASKATCHEWAN—</b>			
Battleford.....	55	322	377
Cannington.....	5	76	81
Estevan.....	33	229	262
Humboldt.....	31	80	111
Kerr Robert.....	15	93	108
Kindersley.....	19	78	97

NUMBER OF CONVICTIONS BY JUDICIAL DISTRICTS IN 1917—*Concluded.*

Judicial Districts by Provinces.	Criminal offences.	Minor offences.	Total convictions.
<b>SASKATCHEWAN—<i>Concluded.</i></b>			
Melville.....	44	311	355
Moose Jaw.....	152	659	811
Moosomin.....	26	148	174
Prince Albert.....	90	404	494
Regina.....	169	558	727
Saskatoon.....	115	1,091	1,206
Scott.....	7	68	75
Swift Current.....	122	808	930
Weyburn.....	88	434	522
Wynyard.....	35	176	211
Yorkton.....	59	472	531
Totals of Saskatchewan.....	1,065	6,007	7,072
<b>ALBERTA—</b>			
Athabaska.....	47	238	285
Bassano.....	6	37	43
Calgary.....	317	2,232	2,549
Edmonton.....	264	1,050	1,344
Lethbridge.....	47	552	599
Macleod.....	34	444	478
Medicine Hat.....	81	643	724
Red Deer.....	31	101	132
Stettler.....	22	57	79
Taber.....	24	189	213
Wetaskiwin.....	28	153	181
Totals of Alberta.....	901	5,726	6,627
<b>BRITISH COLUMBIA—</b>			
Atlin.....	60	344	404
Cariboo.....	30	162	192
Kootenay.....	289	467	756
Nanaimo.....	31	218	249
Vancouver.....	550	3,572	4,122
Victoria.....	135	1,071	1,206
Westminster.....	94	558	652
Yale.....	45	376	421
Totals of British Columbia.....	1,234	6,768	8,002
<b>YUKON.....</b>			
	22	84	106
Totals for Canada.....	15,559	98,452	114,011

## PARDONS AND COMMUTATIONS.

The prisoners in favour of whom the prerogative of pardon was exercised in Canada during the year 1917 numbered 1,343 (1,233 males and 110 females); of the 699 criminals liberated from the several Dominion penitentiaries, 189 were from St. Vincent de Paul, 188 from Kingston, 89 from New Westminster, 77 from Dorchester, 67 from Edmonton, 46 from Stony Mountain and 43 from Prince Albert; of the 644 delinquents liberated from the provincial reformatories and prisons, Ontario had 250, Quebec, 134, Alberta 72, Saskatchewan 67, British Columbia 45, Manitoba 39, Nova Scotia and New Brunswick 16 each,

## SESSIONAL PAPER No. 10c

Yukon 2, Prince Edward Island 1, and 2 not imprisoned. Of the above number liberated, 5 were detained for murder, 8 for attempt to commit murder, 37 for manslaughter, 35 for seduction, carnal knowledge and incest, 16 for bigamy, 20 for rape and other crimes against decency, 82 for assaults of all kinds, 42 for other offences against the person; 223 for robbery, burglary, house and shop breaking; 50 for fraud and false pretences; 386 for theft or larceny and receiving stolen goods; 52 for horse and cattle stealing; 28 for arson and other malicious injury to property; 59 for forgery and other offences against the currency; 61 for desertion from military service and absentees; 25 for prison breach and escape from prison; 62 for vagrancy and drunkenness; 40 for keeping bawdy houses and inmates thereof, and 93 for various other offences. As to their detention, 94 prisoners had served less than one-fourth of their time, 392 one-fourth and less than one-half, 598 one-half and less than three-fourths and 246 over three fourths of their time. As to the condition of pardon, 656 were liberated on ticket of leave only, 307 to abstain from intoxicants and accept employment, 103 deportation, 99 to resume military service, 65 to return home, 11 put under care of the Salvation army, 13 sent to hospitals for medical treatment, 17 had their sentence reduced, 19 to leave the locality, 25 unconditional and 28 various conditions.

There were eight death sentences commuted to life imprisonment in Canada during the year 1917, distributed by provinces as follows: 2 each in Ontario, Manitoba and Alberta and 1 each in Nova Scotia and Quebec.

A change has been made in the tabulation of the present report by which the information relating to the country of birth, religion, educational status, occupation, use of liquors and residence of the delinquents, is given by provinces instead of by judicial districts as formerly done, reducing thereby the ordinary size of the volume by eighty-six pages.

# PRÉFACE.

La statistique criminelle du Canada est recueillie, compilée et publiée sous l'autorité de l'Acte concernant le recensement et les statistiques, Status Revisés du Canada, chapitre 68.

Le précis introductif du présent rapport a été écrit par M. E. H. St. Denis le Secrétaire du Bureau, et les tableaux ont été préparés par M. R. Watts.

R. H. COATS,  
*Statisticien du Dominion.*

Bureau Fédéral des Statistiques,  
17 septembre 1918.

# STATISTIQUE CRIMINELLE DU CANADA, 1917

## PRÉCIS COMPLET DU RAPPORT.

La statistique criminelle dans ce rapport comprend (1) les délits criminels ou justiciables d'un jury et (2) les petits délits ou condamnations sommaires. Les délits criminels se divisent en six classes, à savoir: la classe I, outrages contre la personne; la classe II, délits avec violence contre la propriété; la classe III, délits sans violence contre la propriété; la classe IV, dommages malicieux à la propriété; la classe V, faux et délits par rapport à la monnaie; la classe VI, autres délits non compris dans les classes précédentes. Ces six classes de délits comprennent les cas expédiés par les magistrats de police ou autres juges de paix, du consentement des accusés, conformément aux lois concernant les «Procès Expéditifs» et les «Procès Sommaires». Les petits délits ou condamnations sommaires comprennent les cas expédiés en vertu de la loi concernant les procédures sommaires devant les juges de paix.

### PARTIE I. DÉLITS CRIMINELS.

Durant l'année terminée le 30 septembre 1917, il y a eu 19,454 accusations et 15,559 condamnations pour délits criminels ou justiciables d'un jury dans les différentes provinces du Canada, comparativement à 23,942 accusations et 19,160 condamnations l'année précédente, soit une diminution de 4,488 ou 18.75 pour cent dans les accusations, et une diminution de 3,601 ou 18.79 pour cent dans les condamnations durant l'année.

#### ACCUSATIONS, CONDAMNATIONS ET ACQUITTEMENTS POUR DÉLITS CRIMINELS.

Provinces.	1916.			1917.		
	Nombre d'accusa-tions.	Nombre de condam-nations.	Pour-cent d'acquitte-ments.	Nombre d'accusa-tions.	Nombre de condam-nations.	Pour-cent d'acquitte-ments.
Ile du Prince-Edouard.....	22	14	36.36	36	33	8.33
Nouvelle-Ecosse.....	787	644	18.17	711	582	18.14
Nouveau-Brunswick.....	366	296	19.13	383	332	13.32
Québec.....	4,643	3,824	17.64	4,103	3,376	17.72
Ontario.....	9,807	7,888	19.57	8,576	6,924	19.26
Manitoba.....	1,489	1,226	17.66	1,319	1,090	17.36
Saskatchewan.....	2,305	1,729	24.99	1,420	1,065	25.00
Alberta.....	2,543	1,900	25.28	1,335	901	32.51
Colombie-Britannique.....	1,956	1,619	17.23	1,548	1,234	20.28
Yukon.....	24	20	16.66	23	22	4.35
Canada.....	23,942	19,160	19.97	19,454	15,559	20.02

Comme l'indiquent les chiffres du tableau précédent, l'Ile du Prince-Edouard et le Nouveau-Brunswick sont les deux seules provinces montrant des augmentations dans le nombre d'accusations et de condamnations durant l'année; les plus grandes diminutions se trouvent dans Ontario, la Saskatchewan, l'Alberta et la Colombie-Britannique, et le pour-cent d'acquittements le plus élevé dans l'Alberta, la Saskatchewan et la Colombie-Britannique.

Le tableau qui suit donne la proportion pour cent de la criminalité et de la population comparées pour chaque province en 1917.

Provinces.	Proportion de la criminalité p.c.	Proportion de la population p.c.
Ile du Prince-Edouard.....	0.21	1.12
Nouvelle-Ecosse.....	3.74	6.13
Nouveau-Brunswick.....	2.14	4.36
Québec ..	21.69	26.78
Ontario.....	44.50	32.79
Manitoba.....	7.01	6.84
Saskatchewan ..	6.85	8.06
Alberta.....	5.79	6.24
Colombie-Britannique ..	7.93	7.36
Yukon.....	0.14	0.10
Territoires du Nord-Ouest.....	...	0.22
Total.....	100.00	100.00

Le tableau qui précède indique que la proportion de la criminalité est plus élevée que celle de la population dans Ontario, Manitoba, la Colombie-Britannique et le Yukon, tandis que la proportion de la population est plus élevée que celle de la criminalité dans l'Ile du Prince-Edouard, la Nouvelle-Ecosse, le Nouveau-Brunswick, Québec, Saskatchewan et Alberta.

Présentée sous une autre forme, la criminalité de chaque province, d'après une estimation de la population pour 1917, est ainsi établie:—

Yukon.....	Une condamnation pour chaque	384 personnes
Ontario.....	“ “ “	396 “
Colombie-Britannique.	“ “ “	499 “
Manitoba.....	“ “ “	525 “
Alberta.....	“ “ “	579 “
Saskatchewan....	“ “ “	633 “
Quebec.....	“ “ “	663 “
Nouvelle-Ecosse..	“ “ “	879 “
Nouveau-Brunswick	“ “ “	1,097 “
Ile du Prince-Edouard	“ “ “	2,840 “
Canada.....	“ “ “	537 “

#### JEUNES DÉLINQUANTS.

Le tableau suivant donne le nombre de jeunes délinquants au-dessous de 16 ans, avec leur proportion pour cent par rapport à la totalité des condamnations, pour les années 1916 et 1917.

## SESSIONAL PAPER No. 10c

Provinces.	1916.		1917.	
	Nombre de jeunes délinquants.	Pour-cent du total des condamnations.	Nombre de jeunes délinquants.	Pour-cent du total des condamnations.
Ile du Prince-Edouard.....	3	21.43	12	36.36
Nouvelle-Ecosse.....	125	19.41	155	26.63
Nouveau-Brunswick.....	55	18.58	104	31.32
Québec.....	658	17.21	709	21.00
Ontario.....	1,865	23.64	2,100	30.33
Manitoba.....	312	25.45	335	30.73
Saskatchewan.....	18	1.04	8	0.75
Alberta.....	5	0.26	7	0.77
Colombie-Britannique.....	116	7.16	176	14.26
Yukon.....	.....	.....	.....	.....
Canada.....	3,157	16.48	3,606	22.18

On voit par ce tableau que le nombre de jeunes délinquants a augmenté de 449 durant l'année. Il y a des augmentations dans toutes les provinces, excepté la Saskatchewan et l'Alberta. On remarquera que les chiffres donnés pour ces deux provinces sont tout à fait hors de proportion, comparés à ceux des autres provinces. Cet écart, comme on l'a déjà fait observer, est dû en grande partie à l'absence de détails dans un grand nombre de rapports reçus des officiers de ces provinces, en dépit des instances faites par ce Bureau pour obtenir tous les renseignements requis.

Du nombre plus haut mentionné de jeunes délinquants trouvés coupables de délits criminels en 1917, il y en avait 2,485 dont les cas ont été expédiés par les différentes cours juvéniles du Canada, comme l'indique le tableau suivant:—

## JEUNES DÉLINQUANTS TROUVÉS COUPABLES DE DÉLITS CRIMINELS PAR LES COURS JUVÉNILES EN 1917.

Délits criminels.	VILLES.							Totaux.
	Montréal.	Toronto.	Winnipeg.	Vancouver.	Ottawa.	Halifax.	Victoria.	
Attentat à la pudeur.....	1	4	1	.....	.....	.....	.....	6
Voies de fait graves.....	5	.....	4	.....	.....	.....	.....	9
Voies de fait sur la police.....	.....	.....	1	.....	.....	.....	.....	1
Voies de fait simples.....	6	.....	.....	.....	.....	.....	.....	13
Vol avec effraction, bris de mais. et de magasins	83	212	68	43	21	8	3	438
Incendie.....	1	3	.....	.....	.....	.....	.....	4
Dommage malicieux à la propriété.....	29	8	6	.....	.....	25	.....	68
Faux.....	1	9	.....	.....	.....	.....	.....	10
Fraude et faux prétextes.....	2	6	5	1	5	.....	.....	19
Vol simple ou larcin.....	424	873	185	56	171	52	25	1,786
Recel.....	.....	27	7	.....	.....	.....	.....	34
Port d'armes illégal.....	13	.....	.....	.....	.....	.....	.....	13
Sodomie.....	.....	13	.....	.....	.....	.....	.....	13
Indécence et immoralité.....	19	4	1	1	3	.....	.....	28
Autres délits.....	8	8	15	.....	.....	12	.....	43
Totaux.....	592	1167	293	101	200	104	28	2,485

8 GEORGE V, A. 1918

Du nombre total de jeunes délinquants trouvés coupables de délits criminels par les cours juvéniles, 244 ont été envoyés aux écoles de réforme et aux institutions de charité, 283 ont été condamnés à l'amende, les autres ayant été relâchés en probation ou avec une sentence suspendue.

En plus des 2,485 jeunes délinquants condamnés pour délits criminels, il y a eu 2,342 condamnations pour petits délits dans les cours juvéniles du Canada en 1917.

## PETITS DÉLITS EXPÉDIÉS PAR LES COURS JUVÉNILES EN 1917.

Délits.	VILLES.					
	Montréal.	Toronto.	Winnipeg.	Vancouver.	Ottawa.	Halifax.
						Totaux.
Voies de fait simples.....		31	12		4	47
Vagabondage.....	127	658	71	10	13	881
Domage à la propriété.....	3	129	50	10		201
Larcin.....		79				79
Incorrigibilité.....	272	4	26	31	4	337
Port d'armes illégal.....	3	4	12			19
Infraction aux lois municipales.....	64	206	57	1	23	463
Empiétement.....	26	194			11	231
Infraction aux lois des chemins de fer.....	2		14		19	35
Autres délits.....	2	17	30			49
Totaux.....	499	1,322	272	52	74	2,342

## DÉLINQUANTES.

Les rapports reçus des différentes provinces pour l'année 1917, indiquent une diminution de 32.68 pour cent dans le nombre de femmes trouvées coupables de délits criminels durant l'année, les chiffres étant de 2,473 en 1917 contre 3,674 en 1916.

## DÉLINQUANTES CONDAMNÉES.

Provinces.	1916.		1917.	
	Nombre de délinquantes	Pour-cent du total des condamnations.	Nombre de délinquantes	Pour-cent du total des condamnations.
Ile du Prince-Edouard.....			3	9.09
Nouvelle-Ecosse.....	57	8.85	47	8.08
Nouveau-Brunswick.....	24	8.11	29	8.73
Québec.....	1,397	36.53	857	25.38
Ontario.....	1,074	13.62	883	12.75
Manitoba.....	121	9.87	140	12.84
Saskatchewan.....	127	7.04	102	9.57
Alberta.....	243	12.79	97	10.76
Colombie-Britannique.....	626	38.67	310	25.12
Yukon.....	5	25.00	5	22.73
Canada.....	3,674	19.18	2,473	15.89

SESSIONAL PAPER No. 10c

D'après ce tableau, les provinces montrant la plus haute proportionnalité de délinquantes par rapport au chiffre total des condamnations, sont Québec, la Colombie-Britannique et le Yukon. Des 2,473 délinquantes trouvées coupables de délits criminels durant l'année, une a été condamnée pour meurtre, une pour tentative de meurtre, 3 pour homicide non prémédité, 7 pour avortement et suppression d'enfant, 2 pour adultère, 23 pour bigamie, 6 pour embauchage immoral, 10 pour coups et blessures, 34 pour voies de fait graves et voies de fait sur la police, 11 pour vol avec effraction, 23 pour faux prétextes, 17 pour recel, 40 pour fraude, 23 pour faux, 74 pour agression avec voies de fait, 6 pour parjure, 6 pour incendie, 7 pour infraction aux lois défendant le jeu, 13 pour exposition indécente, 10 pour évasion de prison, 5 pour port d'armes illégal, 7 pour négligence ou refus de pourvoir aux besoins de la famille, 9 pour dommages malicieux aux chevaux et bestiaux, 647 pour vol ou larcin, 1,447 pour tenir des maisons de désordre, 5 pour tentative de suicide et 36 pour divers autres délits.

## DÉLITS CRIMINELS PAR CLASSES.

## CLASSE I.—OUTRAGES CONTRE LA PERSONNE.

Crimes et délits.	19 6.		1917.	
	Nombre d'accusations.	Nombre de condamnations.	Nombre d'accusations.	Nombre de condamnations.
Meurtre.....	56	21	48	17
" tentative de .....	31	13	15	9
Homicide non prémédité .....	61	30	56	28
Avortement et suppression d'enfant.....	29	14	22	10
Viol et autres attentats à la pudeur.....	618	347	438	227
Embauchage immoral.....	85	52	53	29
Bigamie .....	64	57	81	73
Coups et blessures.....	258	176	209	139
Voies de fait sur femmes .....	73	66	37	30
Voies de fait graves.....	730	509	593	438
Voies de fait sur la police.....	641	600	422	386
Aggression avec voies de fait .....	1,661	1,330	1,168	930
Refus de pourvoir aux besoins de la famille.....	209	122	184	96
Autres délits contre la personne.....	152	107	171	118
Totaux pour le Canada.....	4,659	3,444	3,497	2,530

On voit par le tableau qui précède que le nombre d'accusations dans la classe I, « Outrages contre la personne, » est tombé de 4,659 en 1916 à 3,497 en 1917, et le nombre de condamnations, de 3,444 en 1916 à 2,530 en 1917, pour toutes les provinces du Canada. Le nombre de condamnations pour chaque délit en 1917 est ainsi réparti par provinces: pour meurtre, 4 condamnations chacune dans Ontario et Manitoba, 3 dans l'Alberta, 2 chacune dans la Nouvelle-Ecosse et Québec et une chacune dans la Colombie-Britannique et le Yukon.

Le tableau qui suit donne une revue du nombre de condamnations pour meurtre dans les différentes provinces du Canada, durant la décade se terminant le 30 septembre 1917, d'après le pays de naissance.

NOMBRE DE PERSONNES CONDAMNÉES POUR MEURTRE DURANT LES DIX ANNÉES 1908-1917.

Provinces.	Total des personnes condamnées durant les dix années.	Nées au Canada.	Nées en Grande-Bretagne et autres Possessions Britanniques.	Nées aux Etats-Unis.	Nées en autres pays étrangers.	Pays de naissance non donné.
Ile du Prince-Edouard....	2	2	.....	.....	.....	.....
Nouvelle-Ecosse.....	15	8	.....	3	4	.....
Nouveau-Brunswick.....	2	.....	.....	.....	2	.....
Québec.....	24	6	3	.....	15	.....
Ontario.....	55	24	9	5	17	.....
Manitoba.....	22	3	5	1	13	.....
Saskatchewan.....	20	1	2	4	10	3
Alberta.....	26	2	2	5	15	2
Colombie-Britannique.....	46	8	9	4	17	8
Yukon.....	5	.....	.....	.....	5	.....
Canada.....	217	54	30	22	98	13

Les chiffres de ce tableau donnent une moyenne annuelle d'au-delà de vingt et une condamnations pour meurtre au Canada durant la décade, le chiffre le plus bas étant de 14 en 1908 et de 34 en 1915. La proportion pour cent des condamnations par provinces est ainsi représentée: Ontario, 25·35, la Colombie-Britannique 21·20, l'Alberta, 11·98, Québec 11·06, Manitoba 10·14, la Saskatchewan 9·22, la Nouvelle-Ecosse 6·91, le Yukon 2·30, le Nouveau-Brunswick 0·92 et l'Ile du Prince-Edouard 0·92. La proportion d'après le pays de naissance est ainsi répartie: 24·88 pour cent des personnes trouvées coupables de meurtre au Canada durant les dix années étaient nées au Canada, 13·82 pour cent en Grande-Bretagne et autres possessions britanniques, 10·14 pour cent aux Etats-Unis, 45·16 pour cent en autres pays étrangers et 6 pour cent dont le pays de naissance n'était point donné dans les rapports.

Des 9 condamnations pour tentative de meurtre en 1917, il y en avait 3 dans Ontario, 2 dans la Colombie-Britannique, et une chacune dans la Nouvelle-Ecosse, Québec, Manitoba et l'Alberta; pour homicide non prémédité, 10 condamnations dans Ontario, 6 dans Québec, 3 chacune dans la Nouvelle-Ecosse, Manitoba, et la Saskatchewan, 2 dans la Colombie-Britannique et 1 dans l'Alberta; pour avortement et suppression d'enfant, 4 condamnations dans la Saskatchewan, 2 chacune dans l'Alberta et la Colombie-Britannique et une chacune dans Québec et Ontario; pour viol et autres attentats à la pudeur, 95 condamnations dans Ontario, 40 dans la Saskatchewan, 23 dans Québec, 22 chacune dans l'Alberta et la Colombie-Britannique, 9 chacune dans le Manitoba et la Nouvelle-Ecosse et 7 dans le Nouveau-Brunswick; pour embauchage immoral, 9 condamnations chacune dans Québec et Ontario, 5 dans l'Alberta, 4 dans la Colombie-Britannique et une chacune dans le Manitoba et la Saskatchewan; pour bigamie, 58 condamnations dans Ontario, 4 dans la Saskatchewan, 3 chacune dans la Nouvelle-Ecosse et Québec, 2 chacune dans le Nouveau-Brunswick et le Manitoba et une

## SESSIONAL PAPER No. 10c

dans l'Alberta; pour coups et blessures, 75 condamnations dans Ontario, 27 dans Québec, 10 chacune dans la Saskatchewan et la Colombie-Britannique, 6 dans le Manitoba, 4 dans l'Alberta, 3 dans le Nouveau-Brunswick, 2 dans l'Ile du Prince-Edouard et une chacune dans la Nouvelle-Ecosse et le Yukon; pour voies de fait sur des femmes, 19 condamnations dans Ontario, 4 dans la Saskatchewan, 3 chacune dans Québec et l'Alberta et une dans la Nouvelle-Ecosse; pour voies de fait graves, 213 condamnations dans Ontario, 60 dans Québec, 51 dans la Colombie-Britannique, 44 dans la Saskatchewan, 29 dans la Nouvelle-Ecosse, 23 dans le Manitoba, 16 dans l'Alberta et une chacune dans le Nouveau-Brunswick et le Yukon; pour voies de fait sur la police, 114 condamnations dans Québec, 76 dans la Nouvelle-Ecosse, 66 dans Ontario, 35 dans le Nouveau-Brunswick, 31 dans l'Alberta, 28 dans la Saskatchewan, 17 dans le Manitoba, 16 dans la Colombie-Britannique, 2 dans l'Ile du Prince-Edouard et une dans le Yukon; pour agression avec voies de fait, 386 condamnations dans Ontario, 160 dans Québec, 117 dans le Manitoba, 77 dans la Colombie-Britannique, 70 dans la Nouvelle-Ecosse, 57 dans l'Alberta, 51 dans la Saskatchewan et 12 dans le Nouveau-Brunswick; pour refus de pourvoir aux besoins de la famille, 60 condamnations dans Ontario, 21 dans Québec, 6 dans le Manitoba, 3 chacune dans la Nouvelle-Ecosse et la Colombie-Britannique, 2 dans l'Alberta et une dans la Saskatchewan; pour divers autres délits contre la personne, 45 condamnations dans Ontario, 19 chacune dans la Nouvelle-Ecosse et Québec, 13 dans le Manitoba, 12 dans la Saskatchewan, 5 dans l'Alberta, 3 dans le Nouveau-Brunswick et 2 dans la Colombie-Britannique.

## CLASSE II.—DÉLITS AVEC VIOLENCE CONTRE LA PROPRIÉTÉ.

Délits.	1916.		1917.	
	Nombre d'accusations.	Nombre de condamnations.	Nombre d'accusations.	Nombre de condamnations.
Vol avec effraction, bris de maisons, d'entrepôts et de magasins.....	1,576	1,369	1,395	1,223
Vol et demandes avec menaces.....	194	106	160	89
Vol de grand chemin.....	3	3	10	9
Totaux pour le Canada.....	1,775	1,478	1,565	1,321

On voit par le tableau qui précède que le nombre d'accusations pour délits avec violence contre la propriété a diminué de 210 et le nombre de condamnations de 157 pour tout le Canada durant l'année, ainsi réparties par provinces: pour vol avec effraction, bris de maisons, d'entrepôts et de magasins, 623 condamnations dans Ontario, 240 dans Québec, 145 au Manitoba, 72 en Colombie-Britannique, 42 au Nouveau-Brunswick, 39 dans la Nouvelle-Ecosse, 28 dans la Saskatchewan, 26 dans l'Alberta, 5 dans l'Ile du Prince-Edouard et 3 au Yukon; pour vol et demandes avec menaces, 37 condamnations dans Ontario, 14 au Manitoba, 10 chacune dans Québec et l'Alberta, 9 dans la Colombie-Britannique, 5 dans la Saskatchewan et 4 dans la Nouvelle-Ecosse; pour vol de grand chemin, 6 condamnations dans Ontario, 2 au Manitoba et une dans Québec.

## CLASSE III.—DÉLITS SANS VIOLENCE CONTRE LA PROPRIÉTÉ.

Délits.	1916.		1917.	
	Nombre d'accusa-tions.	Nombre de condamna-tions.	Nombre d'accusa-tions.	Nombre de condamna-tions.
Effets volés apportés au Canada.. . . . .	4	3	6	4
Détournement .. . . . .	4	2	1	1
Faux prétextes .. . . . .	754	535	569	392
Recel et en possession d'effets volés.. . . . .	455	322	365	232
Fraude .. . . . .	868	613	534	366
Vol de chevaux et autres bestiaux .. . . . .	170	107	129	83
Vol simple ou larcin .. . . . .	9,939	7,943	8,889	7,302
Vol de lettres recommandées .. . . . .	19	16	18	13
Totaux pour le Canada .. . . . .	12,213	9,541	10,511	8,393

Les chiffres de ce tableau indiquent une diminution de 1,702 dans le nombre d'accusations et de 1,151 dans le nombre de condamnations pour délits sans violence contre la propriété dans tout le Canada durant l'année. Par provinces les condamnations sont réparties en 1917 de la manière qui suit: pour effets volés apportés au Canada, 3 condamnations dans Ontario et une dans l'Alberta; pour détournement, une condamnation dans Ontario; pour faux prétextes, 190 condamnations dans Ontario, 73 dans Québec, 47 dans l'Alberta, 45 dans la Saskatchewan, 22 dans la Colombie-Britannique, 7 dans le Manitoba, 5 dans la Nouvelle-Ecosse, 2 dans le Yukon et une dans le Nouveau-Brunswick; pour recel et en possessions d'effets volés, 114 condamnations dans Ontario, 34 dans Québec, 28 dans l'Alberta, 20 dans la Colombie-Britannique, 16 au Manitoba, 13 dans la Saskatchewan, 6 dans la Nouvelle-Ecosse et une dans l'Île du Prince-Edouard; pour fraude, 191 condamnations dans Ontario, 41 dans la Colombie-Britannique, 40 dans Québec, 35 au Manitoba, 31 en Saskatchewan, 24 en Alberta, 2 en Nouvelle-Ecosse, et une chacune dans l'Île du Prince-Edouard et le Nouveau-Brunswick; pour vol de chevaux et autres bestiaux, 25 condamnations en Saskatchewan, 23 en Ontario, 19 en Alberta, 6 en Québec, 3 chacune au Manitoba et en Colombie-Britannique, 2 au Nouveau-Brunswick et une chacune dans l'Île du Prince-Edouard et la Nouvelle-Ecosse; des 7,302 condamnations pour vol simple ou larcin, représentant 87 pour cent de la totalité de cette classe de délits et 46.93 pour cent de la totalité des six classes de délits justiciables d'un jury en 1917, il y en avait 3,593 dans Ontario, 1,477 dans Québec, 532 au Manitoba, 506 en Saskatchewan, 380 en Colombie-Britannique, 374 en Alberta, 220 en Nouvelle-Ecosse, 194 au Nouveau-Brunswick, 17 dans l'Île du Prince-Edouard et 9 au Yukon; pour vol de lettres recommandées, 9 condamnations dans Ontario, 2 dans Québec et une chacune dans le Nouveau-Brunswick et le Manitoba.

## SESSIONAL PAPER No. 10c

## CLASSE IV.—DOMMAGES MALICIEUX À LA PROPRIÉTÉ.

Délits.	1916.		1917.	
	Nombre d'accusa-tions.	Nombre de condamna-tions.	Nombre d'accusa-tions.	Nombre de condamna-tions.
Incendie.....	87	43	62	36
Domages malicieux aux chevaux et bestiaux, et autres dommages à la propriété.....	313	221	314	265
Totaux pour le Canada.....	400	264	376	301

La classe de délits qui précède indique une diminution de 24 dans le nombre d'accusations et une augmentation de 37 dans le nombre de condamnations durant l'année 1917, distribuées ainsi par provinces: pour incendie, 9 condamnations dans la Colombie-Britannique, 7 chacune dans Ontario et la Saskatchewan, 5 chacune dans la Nouvelle-Ecosse et le Nouveau-Brunswick et 3 dans Québec; pour dommages malicieux aux chevaux et bestiaux, et autres dommages à la propriété, 99 condamnations dans Ontario, 58 dans Québec, 31 dans la Nouvelle-Ecosse, 26 dans la Colombie-Britannique, 24 au Manitoba, 15 en Alberta, 10 en Saskatchewan et une chacune au Nouveau-Brunswick et au Yukon.

## CLASSE V.—FAUX ET DÉLITS PAR RAPPORT À LA MONNAIE.

Délits.	1916		1917	
	Nombre d'accusa-tions.	Nombre de condamna-tions.	Nombre d'accusa-tions.	Nombre de condamna-tions.
Délits contre la monnaie.....	8	4	6	2
Faux et émission de faux documents.....	367	311	301	236
Totaux pour le Canada.....	375	315	307	238

Des diminutions de 68 pour les accusations et de 77 pour les condamnations sont indiquées dans cette classe de délits durant l'année 1917, ainsi réparties par provinces: pour délits contre la monnaie, 2 condamnations dans la Nouvelle-Ecosse; pour faux et émission de faux documents, 87 condamnations dans Ontario, 40 au Manitoba, 35 dans Québec, 26 dans la Colombie-Britannique, 20 en Saskatchewan, 16 en Alberta, 10 à la Nouvelle-Ecosse et 2 au Nouveau-Brunswick.

## CLASSE VI.—AUTRES DÉLITS NON COMPRIS DANS LES CLASSES PRÉCÉDENTES.

Délits.	1916.		1917.	
	Nombre d'accusations	Nombre de condamnations.	Nombre d'accusations.	Nombre de condamnations.
Actes de trahison .....	8	1	3	1
Sédition .....	50	31	29	15
Infraction à la loi des mesures de guerre.....	169	156	34	31
Tentative de suicide.....	44	34	39	28
Sodomie et bestialité.....	92	67	105	74
Exposition indécente et délits contre la morale publique.....	71	57	87	74
Parjure et subornation de parjure.....	150	64	112	48
Port d'armes illégal .....	87	76	118	107
Infraction à la loi électorale.....	8	8	8	7
Conspiration.....	53	13	32	7
Violation de propriété.....	5	3	2	1
Infraction aux lois défendant le jeu.....	295	263	396	343
Infraction aux lois des prisons et tentative d'évasion.....	148	141	123	117
Délits contre le revenu de l'Etat.....	1	1	12	10
Emeute et rixe.....	153	132	101	80
Tenant et habitant des maisons de désordre.....	3,034	2,971	1,846	1,743
Autres délits .....	148	94	151	90
Totaux pour le Canada .....	4,516	4,115	3,198	2,776

Il y a eu une augmentation de 1,318 dans le nombre d'accusations et de 1,339 dans celui des condamnations pour la classe VI, «autres délits non compris dans les classes précédentes», durant l'année 1917, distribués par provinces dans l'ordre suivant:—Pour actes de trahison, une condamnation en Alberta; pour sédition 5 condamnations en Alberta, 4 en Ontario, et 2 chacune en Manitoba, Saskatchewan et Colombie-Britannique; pour infraction à la loi des mesures de guerre, 16 condamnations en Québec, 7 en Saskatchewan, 3 chacune en Ontario et Alberta, et 2 en Nouvelle-Ecosse; pour tentatives de suicide, 9 condamnations en Québec, 6 en Saskatchewan, 5 chacune en Ontario et Colombie-Britannique, et 3 en Alberta; pour sodomie et bestialité, 49 condamnations en Ontario, 14 en Québec, 6 en Colombie-Britannique, 2 chacune en Saskatchewan et Alberta et une dans la Nouvelle-Ecosse; pour exposition indécente et délits contre la morale publique, 45 condamnations en Québec, 9 en Colombie-Britannique, 8 en en Ontario, 6 en Saskatchewan, 5 en Alberta, et une au Manitoba; pour parjure et subornation de parjure, 24 condamnations en Ontario, 6 chacune en Manitoba et Alberta, 5 en Saskatchewan, 2 chacune en Colombie-Britannique et Nouvelle-Ecosse et une chacune dans l'Île du Prince-Edouard, Nouveau-Brunswick et Québec; pour port d'armes illégal, 53 condamnations en Ontario, 38 en Québec, 8 en Colombie-Britannique, 4 en Nouvelle-Ecosse et 2 chacune en Manitoba et Saskatchewan; pour infraction à la loi électorale, 7 condamnations en Alberta; pour conspiration, 2 condamnations chacune en Québec, Ontario et Alberta, et une en Saskatchewan; pour violation de propriété, une condamnation en Ontario; pour infraction aux lois défendant le jeu, 140 condamnations en Ontario, 100 en Québec, 28 chacune en Saskatchewan, Alberta et Colombie-Britannique, 18 en Manitoba et une en Nouvelle-Ecosse; pour infraction aux lois des prisons et tentative d'évasion, 65 condamnations en Ontario, 16 en Alberta, 13 en

## SESSIONAL PAPER No. 10c

Saskatchewan, 6 en Québec, 4 chacune en Nouvelle-Ecosse, Nouveau-Brunswick et Manitoba 3 en Colombie-Britannique et 2 au Yukon; pour délits contre le revenu de l'Etat, 9 condamnations en Ontario et une en Québec; pour émeute et rixe, 45 condamnations en Colombie-Britannique, 16 en Nouvelle-Ecosse, 13 en Alberta et 6 en Ontario; pour avoir tenu et habité des maisons de désordre, 712 condamnations en Québec, 469 en Ontario, 318 en Colombie-Britannique, 100 en Saskatchewan, 91 en Alberta, 25 au Manitoba, 14 au Nouveau-Brunswick, 11 en Nouvelle-Ecosse et 3 en l'Ile du Prince-Edouard; pour divers autres délits, 59 condamnations en Ontario, 11 au Manitoba, 8 en Colombie-Britannique, 6 en Alberta, 4 en Québec et une chacune en Saskatchewan et au Yukon.

PROPORTION DES CONDAMNATIONS PAR CLASSES DE DÉLITS.

Classes des délits.	Pour cent. des condamnations.	
	1916.	1917.
Classe I. Outrages contre la personne .....	17·97	16·26
Classe II. Délits avec violence contre la propriété .....	7·71	8·49
Classe III. Délits sans violence contre la propriété .....	49·81	53·94
Classe IV. Dommages malicieux contre la propriété .....	1·38	1·94
Classe V. Faux et délits par rapport à la monnaie .....	1·65	1·53
Classe VI. Autres délits non compris dans les classes précédentes .....	21·48	17·84
Totaux .....	100·00	100 00

On voit par ce tableau que la proportion pour cent de la classe I, outrages contre la personne, est tombée de 17·97 à 16·26 durant l'année, tandis que celle des classes II, III et IV, délits contre la propriété, s'est accrue de 58·90 à 64·37 durant ce temps-là.

Des 15,559 individus trouvés coupables de délits criminels en 1917, 4,845 ont été condamnés à l'option entre l'amende et la prison, 2,890 à la prison pour moins d'un an, 462 à la prison pour un an et moins de deux ans, 540 au pénitencier pour deux et moins de cinq ans, 145 au pénitencier pour cinq ans et plus, 1 au pénitencier à vie, 15 condamnés à mort, 584 ont été envoyés aux maisons de correction et 6,077 ont été relâchés après avoir été tenus de garder la paix, avec une sentence suspendues ou une réprimande.

Quatre-vingt-quatre pour cent des condamnés ont reçu une première sentence, neuf pour cent une deuxième et sept pour cent étaient des récidivistes ou criminels habituels. D'après l'occupation ou le métier, les délinquants sont ainsi classifiés pour chaque 100 condamnations: la classe agricole 10, commerciale 17, domestique 16, industrielle 11, professions libérales 5 et les journaliers non classifiés 41. Soixante-et-onze pour cent étaient célibataires, vingt-huit pour cent mariés et un pour cent en veuvage; quatre-vingt-onze pour cent avaient une éducation élémentaire, trois pour cent une éducation supérieure et six pour cent ne savaient ni lire ni écrire. L'âge des criminels est ainsi représenté: vingt-neuf pour cent au-

dessous de 16 ans, quinze pour cent de 16 à 20 ans, quarante-quatre pour cent de 21 à 39 ans, et douze pour cent 40 ans et au-dessus. Quant à l'usage des boissons enivrantes, la totalité des cas rapportés indique que vingt pour cent en faisaient un usage immodéré et quatre-vingt pour cent un usage modéré. Quatre-vingt-huit pour cent appartenaient à la population urbaine et douze pour cent à la population rurale.

Quant au pays de naissance des délinquants, 62 pour cent sont rapportés comme étant nés au Canada, 11 pour cent en territoire britannique en dehors du Canada, 7 pour cent aux Etats-Unis et 20 pour cent en autres pays étrangers. D'après le dernier recensement du Canada, 78 pour cent de la population totale étaient de naissance canadienne, 11 pour cent de naissance britannique en dehors du Canada, 4 pour cent nés aux Etats-Unis et 7 pour cent nés en autres pays étrangers. Du chiffre total, des condamnés dont la religion est donnée dans les rapports, 45.08 pour cent étaient catholiques, 13.24 pour cent anglicans, 8.68 pour cent presbytériens, 9.96 pour cent méthodistes, 3.38 pour cent baptistes et 19.66 pour cent protestants et autres confessions, comparativement aux pourcentages suivants d'après le dernier recensement du Canada: catholiques, 39.31, anglicans 14.47, presbytériens 15.48, méthodistes 14.98, baptistes 5.31, protestants et autres confessions 10.45.

Des 19,454 personnes accusées de délits criminels durant l'année, 847 ont subi leur procès devant un jury dans les différentes provinces, dans l'ordre suivant: 231 dans la Saskatchewan, 188 dans Ontario, 101 dans le Manitoba, 97 dans l'Alberta, 74 dans Québec, 69 dans la Colombie-Britannique, 61 dans la Nouvelle-Ecosse, 19 au Nouveau-Brunswick, 6 dans l'Ile du Prince-Edouard et 1 au Yukon; les 3,258 cas expédiés sous l'autorité de la loi concernant les «procès expéditifs», sont ainsi distribués: Ontario 1,169, Québec 1,055, Alberta 273, Colombie-Britannique 218, Nouvelle-Ecosse 200, Saskatchewan 183, Nouveau-Brunswick 89, Manitoba 69, Ile du Prince-Edouard 1 et le Yukon 1; des 15,349 cas expédiés par les magistrats de police ou autres juges de paix, en vertu de la loi concernant les procès sommaires, Ontario en comptait 7,219, Québec 2,974, la Colombie-Britannique 1,261, Manitoba 1,149, la Saskatchewan 1,006, l'Alberta 965, la Nouvelle-Ecosse 450, le Nouveau-Brunswick 275, l'Ile du Prince-Edouard 29 et le Yukon 21,

## PARTIE II.—CONDAMNATIONS SOMMAIRES.

Il y a eu 98,452 condamnations sommaires pour petits délits dans les différentes provinces du Canada, durant l'année 1917, comparativement à 104,631 en 1916, soit une diminution de 6,179 ou 5.90 pour cent durant la présente année, contre une diminution de 27,799 ou 20.99 pour cent l'année précédente. De ces chiffres, les femmes comptaient 6,937 ou 7.05 pour cent en 1917 contre 6,610 ou 6.32 pour cent en 1916. Quatre-vingt-trois pour cent des délinquants trouvés coupables de petits délits en 1917 ont été condamnés à l'amende, trois pour cent à l'emprisonnement sans option et quatorze pour cent ont été relâchés après avoir été tenus de garder la paix, avec une sentence suspendue, etc.

## SESSIONAL PAPER No. 10c

Le tableau suivant donne le nombre de condamnations sommaires par province:

Provinces.	Nombre de condamnations sommaires		Augmentation + Diminution -	
	1916.	1917.	numérique.	pour cent.
Ile du Prince-Edouard .....	405	323	- 82	- 20.25
Nouvelle-Ecosse .....	5,924	4,700	- 1,224	- 20.66
Nouveau-Brunswick .....	2,664	2,564	- 100	- 3.75
Québec .....	20,767	22,560	+ 1,793	+ 8.63
Ontario .....	41,732	42,655	+ 923	+ 2.21
Manitoba .....	7,826	7,065	- 761	- 9.72
Saskatchewan .....	9,287	6,007	- 3,280	- 35.32
Alberta .....	9,526	5,726	- 3,800	- 39.89
Colombie-Britannique .....	6,344	6,768	+ 424	+ 6.68
Yukon .....	156	84	- 72	- 46.15
Canada .....	104,631	98,452	- 6,179	- 5.90

Les chiffres de ce tableau indiquent des augmentations dans Québec, Ontario et la Colombie-Britannique, et des diminutions dans l'Alberta, la Saskatchewan, la Nouvelle-Ecosse, le Manitoba, le Nouveau-Brunswick, l'Ile du Prince-Edouard et le Yukon, dans l'ordre numérique nommé.

Le tableau qui suit donne le nombre total des condamnations sommaires pour tout le Canada.

## CONDAMNATIONS SOMMAIRES POUR TOUT LE CANADA.

Délits.	Nombre de condamnations sommaires.	
	1916.	1917.
Infraction à la loi des restrictions concernant les aubains .....		2,601
Falsification de substances alimentaires .....	223	204
Voies de fait .....	5,034	3,627
Perturbation de la paix .....	1,968	1,119
Port d'armes illégal .....	430	342
Mépris de cour .....	39	22
Cruauté envers les animaux .....	1,773	993
Perturbation de réunions religieuses .....	20	27
Infractions aux lois de pêche et de chasse .....	727	478
"          contre le jeu et les loteries .....	1,842	2,353
"          sur l'immigration .....	60	68
Incorrigibilité .....	263	378
Infractions aux lois d'inspection et ventes .....	85	31
Vol simple ou larcin .....	16	118
Infractions aux lois concernant la vente de boissons .....	6,248	7,339
Domnages malicieux à la propriété .....	1,194	1,074
Infractions aux lois concernant les maîtres et serviteurs .....	2,982	1,513
"          "          médecins et pharmaciens .....	70	71
"          de la milice .....	725	765
Contravention aux lois municipales .....	28,411	31,718
Négligence de pouvoir aux besoins de la famille .....	355	346
Infractions aux lois contre l'opium et autres drogues .....	1,165	790
Profanation du dimanche .....	1,073	1,178
Infractions aux lois des chemins de fer .....	589	302
Délits contre le revenu de l'Etat .....	108	234
Infractions aux lois maritimes .....	121	137
Menaces et langage injurieux .....	484	349
Empiétement .....	1,059	1,143

CONDAMNATIONS SOMMAIRES POUR TOUT LE CANADA—*Fin.*

Délits.	Nombre de condamnations sommaires.	
	1916.	1917.
Vagabondage .....	6,634	4,406
Ivresse .....	32,730	27,882
Exposition indécente .....	350	369
Langage insultant, obscène et profane .....	575	377
Fréquentant des maisons de désordre .....	1,403	2,700
Conduite déréglée. ....	4,688	2,266
Infractions aux lois des poids et mesures .....	129	123
Divers petits délits .....	375	543
Aliénation mentale .....	683	466
Totaux pour le Canada .....	104,631	98,452

Une revue du tableau précédent montrant les principaux délits par province est donnée dans les tableaux qui suivent:—

## IVRESSE.

Provinces.	Nombre de condamnations.		Augmentation+ Diminution -	
	1916.	1917.	numérique.	pour cent.
Ile du Prince-Edouard. ....	219	207	- 12	- 5.48
Nouvelle-Ecosse .....	3,614	2,546	- 1,068	- 29.55
Nouveau-Brunswick .....	1,696	1,516	- 180	- 10.61
Québec .....	7,108	8,025	+ 917	+ 12.90
Ontario .....	11,728	10,945	- 783	- 6.67
Manitoba .....	3,114	1,085	- 2,029	- 65.16
Saskatchewan .....	1,062	770	- 292	- 27.50
Alberta .....	1,809	391	- 1,418	- 78.38
Colombie-Britannique .....	2,327	2,372	+ 45	+ 1.93
Yukon. ....	53	25	- 28	- 52.83
Canada .....	32,730	27,882	- 4,848	- 14.81

D'après le tableau qui précède, on voit que l'ivresse a décréu durant l'année dans toutes les provinces, excepté Québec et la Colombie-Britannique qui accusent des augmentations de 917 et 45 respectivement. Les plus grandes diminutions se trouvent dans le Manitoba où le nombre de condamnations pour ivresse est tombé de 3,114 en 1916 à 1,085 en 1917, dans l'Alberta de 1,809 à 391, et dans la Nouvelle-Ecosse de 3,614 à 2,546.

L'état récapitulatif suivant montre comment l'ivresse a décréu dans les différentes provinces durant les derniers cinq ans:—

## SESSIONAL PAPER No. 10c

## NOMBRE DE CONDAMNATIONS POUR IVRESSE DURANT LA PÉRIODE QUINQUENNALE 1913-17.

Provinces.	Années.				
	1913.	1914.	1915.	1916.	1917.
Ile du Prince-Edouard .....	324	342	231	219	207
Nouvelle-Ecosse.....	3,955	3,999	3,436	3,614	2,546
Nouveau-Brunswick .....	2,073	1,765	1,694	1,696	1,516
Québec.....	12,265	12,776	8,959	7,108	8,025
Ontario.....	16,236	17,703	12,553	11,728	10,945
Manitoba.....	7,493	6,193	4,154	3,114	1,085
Saskatchewan.....	2,970	2,142	1,332	1,062	770
Alberta.....	7,283	5,710	2,802	1,809	391
Colombie-Britannique .....	8,316	9,376	5,960	2,327	2,372
Yukon.....	60	61	60	53	25
Canada.....	60,975	60,067	41,161	32,730	27,882

D'après ces chiffres on voit que le nombre de condamnations pour ivresse, dans toute l'étendue du Canada, est tombé de 60,975 qu'il était en 1913 à 27,882 en 1917, soit une diminution de 33,093 ou 54·27 pour cent durant ces cinq ans, et par province dans les proportions suivantes, dans l'ordre du plus grand pourcentage de diminution:—Alberta de 7,283 à 391 ou 94·63 pour cent; le Manitoba, de 7,493 à 1,085 ou 85·52 pour cent; la Saskatchewan de 2,970 à 770 ou 74·07 pour cent; la Colombie-Britannique de 8,316 à 2,372 ou 71·48 pour cent; le Yukon, de 60 à 25 ou 58·33 pour cent; l'Ile du Prince-Edouard de 324 à 207 ou 36·11 pour cent; la Nouvelle-Ecosse de 3,955 à 2,546 ou 35·63 pour cent; Québec de 12,265 à 8,025 ou 34·57; Ontario de 16,236 à 10,945 ou 32·59 pour cent, et le Nouveau-Brunswick de 2,073 à 1,516 ou 26·87 pour cent. On remarquera que les provinces de l'Est, comprenant l'Ile du Prince Edouard, la Nouvelle-Ecosse, le Nouveau-Brunswick, Québec et Ontario, avec une totalité de 34,853 condamnations pour ivresse en 1913 contre 23,239 en 1917, indiquent une diminution de 11,614 ou 33·32 pour cent durant les cinq ans, tandis que les provinces de l'Ouest, comprenant le Manitoba, la Saskatchewan, l'Alberta, la Colombie-Britannique et le Yukon, avec une totalité de 26,122 condamnations en 1913 contre 4,643 en 1917, accusent une diminution de 21,479 ou 82·23 pour cent durant la même période.

## CONTRAVENTIONS AUX LOIS MUNICIPALES.

Provinces.	Nombre de condamnations.		Augmentation + Diminution -	
	1916.	1917.	numérique.	pour cent.
Ile du Prince-Edouard.....	20	26	+ 6	+ 30.00
Nouvelle-Ecosse.....	647	858	+ 191	+ 29.52
Nouveau-Brunswick.....	130	326	+ 196	+150.77
Québec.....	5,803	5,361	- 442	- 7.62
Ontario.....	14,217	16,927	+ 2,710	+ 19.06
Manitoba.....	2,664	3,920	+ 1,256	+ 47.52
Saskatchewan.....	1,997	1,181	- 816	- 40.86
Alberta.....	1,850	1,662	- 188	- 10.16
Colombie-Britannique .....	1,050	1,461	+ 411	+ 39.14
Yukon.....	33	16	- 17	- 51.51
Canada.....	28,411	31,718	+ 3,307	+ 11.64

On voit par ce tableau que les plus fortes augmentations proportionnelles pour contraventions aux lois municipales durant l'année se trouvent dans le Nouveau-Brunswick, où les chiffres se sont élevés de 130 à 326 ou de 150.77 pour cent, dans le Manitoba de 2,664 à 3,920 ou de 47.52 pour cent, dans la Colombie-Britannique de 1,050 à 1,461 ou de 39.14 pour cent, et dans l'Ontario de 14,217 à 16,927 ou de 19.06 pour cent. Des diminutions se trouvent dans le Yukon, la Saskatchewan, l'Alberta, et Québec.

## VAGABONDAGE.

Provinces.	Nombre de condamnations.		Augmentation + Diminution -	
	1916.	1917.	numérique.	pour cent.
Ile du Prince-Edouard.....	47	15	- 32	- 68.08
Nouvelle-Ecosse.....	182	170	- 12	- 6.59
Nouveau-Brunswick.....	206	181	- 25	- 12.23
Québec.....	3,204	4,125	+ 921	+ 28.74
Ontario.....	5,970	3,386	- 2,584	- 43.28
Manitoba.....	671	341	- 330	- 49.18
Saskatchewan.....	993	493	- 500	- 50.35
Alberta.....	1,475	509	- 966	- 65.49
Colombie-Britannique.....	894	891	- 3	- 0.34
Yukon.....	8	7	- 1	- 12.50
Canada.....	13,650	10,118	- 3,532	- 25.88

On voit par ce tableau que Québec est la seule province qui accuse une augmentation durant l'année dans le nombre de condamnations pour vagabondage, comprenant les cas d'exposition indécente, de langage insultant, profane et obscène, de fréquentation de maisons de désordre, et de conduite déréglée. Le nombre donné pour cette province en 1917 est de 4,125 contre 3,204 en 1916, soit une augmentation de 921 ou de 28.74 pour cent, dont 3,512 cas ou 85.14 pour cent de la totalité sont compris dans les rapports reçus du district de Montréal en 1917. Les plus grandes diminutions se trouvent dans l'Ontario, l'Alberta, la Saskatchewan, le Manitoba et l'Ile du Prince-Edouard dans l'ordre numérique nommé.

## DÉLITS CONCERNANT LA VENTE DES BOISSONS.

Provinces.	Nombre de condamnations.		Augmentation + Diminution -	
	1916.	1917.	numérique.	pour cent.
Ile du Prince-Edouard.....	75	36	- 39	- 52.00
Nouvelle-Ecosse.....	646	449	- 197	- 30.50
Nouveau-Brunswick.....	352	312	- 40	- 11.36
Québec.....	1,015	1,076	+ 61	+ 6.01
Ontario.....	2,002	2,927	+ 925	+ 46.20
Manitoba.....	172	289	+ 117	+ 68.02
Saskatchewan.....	967	774	- 193	- 19.96
Alberta.....	713	885	+ 172	+ 24.12
Colombie-Britannique.....	295	576	+ 281	+ 95.25
Yukon.....	11	15	+ 4	+ 36.36
Canada.....	6,248	7,339	+ 1,091	+ 17.46

## SESSIONAL PAPER No. 10c

Comme l'indique le tableau précédent, le nombre de condamnations pour délits concernant la vente des boissons, a augmenté durant l'année dans Ontario, la Colombie-Britannique, l'Alberta, Manitoba, Québec et le Yukon, et diminué dans l'Ile du Prince-Edouard, la Nouvelle-Ecosse, le Nouveau-Brunswick et la Saskatchewan.

## VOIES DE FAIT ET PERTURBATION DE LA PAIX.

Provinces.	Nombre de condamnations.		Augmentation + Diminution —	
	1916.	1917.	numérique.	pour cent.
Ile du Prince-Edouard.....	31	26	— 5	— 16.13
Nouvelle-Ecosse.....	569	467	— 102	— 17.93
Nouveau-Brunswick.....	129	95	— 34	— 26.36
Québec.....	1,734	1,582	— 152	— 8.77
Ontario.....	1,582	965	— 617	— 39.00
Manitoba.....	220	174	— 46	— 20.91
Saskatchewan.....	1,273	744	— 529	— 41.55
Alberta.....	1,281	543	— 738	— 57.61
Colombie-Britannique.....	175	137	— 38	— 21.71
Yukon.....	8	13	+ 5	+ 62.50
Canada.....	7,002	4,746	— 2,256	— 32.22

A l'exception du Yukon, tel qu'indiqué dans ce tableau, toutes les provinces accusent des diminutions durant l'année dans le nombre de condamnations pour voie de fait et perturbation de la paix, plus particulièrement Ontario, la Saskatchewan et l'Alberta.

## INFRACTIONS AUX LOIS CONTRE LE JEU ET LES LOTERIES.

Provinces.	Nombre de condamnations.		Augmentation + Diminution —	
	1916.	1917.	numérique.	pour cent.
Ile du Prince-Edouard.....	7	1	— 6	— 85.71
Nouvelle-Ecosse.....	20	24	+ 4	+ 20.00
Nouveau-Brunswick.....	105	210	+ 105	+ 100.00
Québec.....	638	1,076	+ 438	+ 68.63
Ontario.....	133	192	+ 59	+ 44.36
Manitoba.....	77	77	—	—
Saskatchewan.....	163	200	+ 37	+ 22.70
Alberta.....	671	573	— 98	— 14.60
Colombie-Britannique.....	28	—	— 28	—
Yukon.....	—	—	—	—
Canada.....	1,842	2,353	+ 511	+ 27.74

Tel qu'indiqué dans le tableau qui précède, le nombre de condamnations pour infractions aux lois contre le jeu et les loteries a augmenté durant l'année dans le Nouveau-Brunswick, Québec, Ontario, Manitoba et l'Alberta, tandis qu'il a diminué dans toutes les autres provinces, la Saskatchewan montrant les mêmes chiffres pour les deux années; dans le Yukon les chiffres sont tombés de 28 à rien, et dans l'Ile du Prince-Edouard il n'y a rien eu de rapporté pour les deux années.

## AUTRES CONDAMNATIONS SOMMAIRES POUR 1917.

Pour infractions à la loi des restrictions contre les aubains, il y a eu 2,601 condamnations dans tout le Canada, distribuées par provinces de la manière qui suit: Ontario 1,430, Saskatchewan 674. Alberta 308, Manitoba 140, Colombie-Britannique 48 et Québec 1; pour port d'armes illégal, 109 condamnations dans Québec, 85 dans Ontario, 48 en Saskatchewan, 28 en Alberta, 26 chacune dans le Manitoba et la Colombie-Britannique, 12 dans la Nouvelle-Ecosse et 8 au Nouveau-Brunswick; pour cruauté envers les animaux, 646 condamnations dans Ontario, 157 dans Québec, 66 en Saskatchewan, 64 en Alberta, 27 dans la Colombie-Britannique, 14 au Manitoba, 12 dans la Nouvelle-Ecosse, 6 au Nouveau-Brunswick et une au Yukon; pour infractions aux lois de pêche et de chasse 182 condamnations dans Ontario, 101 en Alberta, 67 en Saskatchewan, 56 dans Québec, 34 dans la Colombie-Britannique, 23 au Nouveau-Brunswick, 8 dans la Nouvelle-Ecosse et 7 au Manitoba; pour incorrigibilité, 276 condamnations dans Québec, 36 dans la Colombie-Britannique, 35 dans Ontario, 27 au Manitoba, 3 dans la Nouvelle-Ecosse et une en Saskatchewan; pour dommages malicieux à la propriété, 361 condamnations dans Ontario, 276 dans Québec, 119 en Saskatchewan, 102 en Alberta, 59 au Manitoba, 56 dans la Nouvelle-Ecosse, 54 dans la Colombie-Britannique, 13 au Nouveau-Brunswick et 4 dans l'Île du Prince-Edouard; pour infractions aux lois concernant les maîtres et serviteurs, 601 condamnations en Saskatchewan, 481 en Alberta, 204 au Manitoba, 156 en Ontario et 71 en Québec; pour infractions aux lois de la milice, 385 condamnations dans Ontario, 144 dans Québec, 74 au Manitoba, 41 en Colombie-Britannique, 38 en Saskatchewan, 33 en Nouvelle-Ecosse, 28 en Alberta et 22 au Nouveau-Brunswick; pour refus ou négligence de pourvoir aux besoins de la famille, 200 condamnations dans Ontario, 32 chacune en Québec et Alberta, 27 en Colombie-Britannique, 24 au Manitoba, 16 en Saskatchewan, 12 en Nouvelle-Ecosse et 3 au Nouveau-Brunswick; pour infractions aux lois contre l'opium et autres drogues, 313 condamnations en Colombie-Britannique, 198 en Québec, 109 en Ontario, 92 en Alberta, 38 en Saskatchewan, 37 au Manitoba, 2 au Yukon et une au Nouveau-Brunswick; pour profanation du dimanche, 736 condamnations en Ontario, 205 au Manitoba, 96 en Colombie-Britannique 93 en Québec, 28 en Alberta, 12 en Saskatchewan, 5 en Nouvelle-Ecosse et 3 au Nouveau-Brunswick; pour infractions aux lois des chemins de fer, 194 condamnations en Ontario, 36 en Alberta, 24 au Manitoba, 18 en Saskatchewan, 15 en Québec, 10 en Nouvelle-Ecosse, 4 en Colombie-Britannique et une au Nouveau-Brunswick; pour délits contre le revenu de l'Etat, 107 condamnations en Québec, 94 en Ontario, 15 en Alberta, 12 en Colombie-Britannique et 6 en Saskatchewan; pour menaces et langage injurieux, 177 condamnations en Québec, 55 en Ontario, 28 en Alberta, 22 au Manitoba, 18 chacune en Nouvelle-Ecosse et Saskatchewan, 15 chacune au Nouveau-Brunswick et en Colombie-Britannique et une dans l'Île du Prince-Edouard; pour empiétement, 876 condamnations en Ontario, 197 en Québec, 31 en Alberta, 21 en Saskatchewan 10 en Nouvelle-Ecosse et 8 au Manitoba.

## SESSIONAL PAPER No. 10c

En dehors du nombre de délits méritant punition en 1917, des condamnations ont été prononcées contre 466 personnes déclarées atteintes d'aliénation mentale par les magistrats des différentes provinces, réparties ainsi: Ontario 189, Saskatchewan 113, Alberta 89, Manitoba 63, Colombie-Britannique 7, Yukon 3, Nouvelle-Ecosse et Québec une chacune.

Le tableau suivant donne le nombre de condamnations pour délits criminels et petits délits avec la totalité pour les deux classes en 1916 et 1917.

TOTALITÉ DE CONDAMNATIONS POUR DÉLITS CRIMINELS ET PETITS DÉLITS.

Provinces.	1916.			1917.		
	Délits criminels.	Petits délits.	Totalité des condamnations.	Délits criminels.	Petits délits.	Totalité des condamnations.
Ile du Prince-Edouard . . .	14	405	419	33	323	356
Nouvelle-Ecosse . . . . .	644	5,924	6,568	582	4,700	5,282
Nouveau-Brunswick . . .	296	2,661	2,960	332	2,564	2,896
Québec . . . . .	3,824	20,767	24,591	3,376	22,560	25,936
Ontario . . . . .	7,888	41,732	49,620	6,924	42,655	49,579
Manitoba . . . . .	1,226	7,826	9,052	1,090	7,065	8,155
Saskatchewan . . . . .	1,729	9,287	11,016	1,065	6,607	7,672
Alberta . . . . .	1,900	9,526	11,426	901	5,726	6,627
Colombie-Britannique . . .	1,619	6,344	7,963	1,234	6,768	8,002
Yukon . . . . .	20	156	176	22	84	106
Canada . . . . .	19,160	104,631	123,791	15,559	98,452	114,011

D'après les chiffres de ce tableau, la totalité des condamnations pour délits criminels et petits délits a diminué de 9,780 ou 7.90 pour cent en 1917, contre une diminution de 29,264 ou 19.12 pour cent en 1916 et de 29,980 ou 16.38 pour cent en 1915, formant une diminution totale de 69,024 ou 37.71 pour cent durant les trois années mentionnées.

Suivant ce tableau, les délits criminels ou justiciables d'un jury en 1917 représentent 13.65 pour cent de la totalité des condamnations pour tout le Canada, répartis par provinces de la manière suivante: Yukon 20.75, Colombie-Britannique 15.42, Saskatchewan 15.06, Ontario 13.97, Alberta 13.60, Manitoba 13.36, Québec 13.02, Nouveau-Brunswick 11.46, Nouvelle-Ecosse 11.02 et l'Ile du Prince-Edouard 9.27 pour cent.

Le tableau suivant donne le nombre de condamnations par districts judiciaires pour les différentes provinces en 1917.

NOMBRE DE CONDAMNATIONS PAR DISTRICTS JUDICIAIRES EN 1917.

Districts judiciaires par provinces.	Délits criminels.	Petits délits.	Totalité des condamnations.
ILE DU PRINCE-EDOUARD—			
Kings . . . . .	1	22	23
Prince . . . . .		78	78
Queens . . . . .	32	223	255
Totaux de l'Ile du Prince-Edouard..	33	323	356

## NOMBRE DE CONDAMNATIONS PAR DISTRICTS JUDICIAIRES EN 1917—Suite.

Districts judiciaires par provinces.	Délits criminels.	Petits délits.	Totalité des condamnations.
<b>NOUVELLE-ECOSSE—</b>			
Annapolis.....	6	6	12
Antigonish.....	5	25	30
Cap-Breton.....	75	1,490	1,565
Colchester.....	12	273	285
Cumberland.....	35	113	148
Digby.....	6	22	28
Guy's-borough.....	1	10	11
Halifax.....	316	1,657	1,973
Hants.....	19	42	61
Inverness.....	3	.....	3
Kings.....	14	47	61
Lunenburg.....	11	21	32
Pictou.....	27	881	908
Queens.....	11	19	30
Richmond.....	..	3	3
Shelburne.....	1	10	11
Victoria.....	2	.....	2
Yarmouth.....	38	81	119
Totaux de la Nouvelle-Ecosse.....	582	4,700	5,282
<b>NOUVEAU-BRUNSWICK—</b>			
Albert.....	3	.....	3
Carleton.....	2	61	63
Charlotte.....	5	160	165
Gloucester.....	1	.....	1
Kent.....	.....	.....	.....
Kings.....	13	30	43
Madawaska.....	2	.....	2
Northumberland.....	24	263	287
Queens.....	8	.....	8
Restigouche.....	6	.....	6
Saint-Jean.....	190	1,122	1,312
Sunbury.....	1	.....	1
Victoria.....	1	.....	1
Westmorland.....	53	676	729
York.....	23	252	275
Totaux du Nouveau-Brunswick.....	332	2,564	2,896
<b>QUÉBEC—</b>			
Arthabaska.....	9	53	62
Beauce.....	2	46	48
Beauharnois.....	13	82	95
Bedford.....	34	85	119
Chicoutimi.....	..	40	40
Gaspé.....	4	36	40
Iberville.....	17	82	99
Joliette.....	2	12	14
Kamouraska.....	16	66	82
Montcalm.....	5	23	28
Montmagny.....	7	28	35
Montréal.....	2,482	16,170	18,652
Ottawa.....	156	2,080	2,236
Pontiac.....	11	.....	11
Québec.....	444	2,444	2,888
Richelieu.....	12	157	169
Rimouski.....	11	67	78
Roberval.....	2	17	19
Saguenay.....	.....	.....	.....
Saint-François.....	95	761	856
Saint-Hyacinthe.....	9	40	49
Terrebonne.....	10	.....	10
Trois-Rivières.....	35	271	306
Totaux de Québec.....	3,376	22,560	25,936

## SESSIONAL PAPER No. 10c

NOMBRE DE CONDAMNATIONS PAR DISTRICTS JUDICIAIRES EN 1917.—*Suite.*

Districts judiciaires par provinces.	Délits criminels.	Petits délits.	Totalité des condamnations
<b>ONTARIO—</b>			
Algoma .....	133	911	1,044
Brant .....	129	622	751
Bruce .....	45	139	184
Carleton .....	483	1,744	2,227
Dufferin .....	9	55	64
Elgin .....	108	197	305
Essex .....	156	2,124	2,280
Frontenac .....	49	299	348
Grey .....	36	365	401
Haldimand .....	20	53	73
Halton .....	54	968	1,022
Hastings .....	134	450	584
Huron .....	21	104	125
Kenora .....	39	93	132
Kent .....	87	365	452
Lambton .....	75	708	783
Lanark .....	35	173	208
Leeds et Grenville .....	55	418	473
Lennox et Addington .....	28	124	152
Lincoln .....	97	872	969
Manitoulin .....	9	48	57
Middlesex .....	169	1,399	1,568
Muskoka .....	22	58	80
Nipissing .....	66	317	383
Norfolk .....	33	97	130
Northumberland et Durham .....	46	211	257
Ontario .....	74	245	319
Oxford .....	70	490	560
Parry-Sound .....	81	346	427
Peel .....	25	714	739
Perth .....	76	334	410
Peterborough .....	61	413	474
Prescott et Russell .....	11	95	106
Prince-Edward .....	39	108	147
Rainy-River .....	20	172	192
Renfrew .....	48	319	367
Simcoe .....	146	640	786
Stormont, Dundas et Glengarry .....	32	117	149
Sudbury .....	144	992	1,136
Timiskaming .....	122	632	754
Thunder-Bay .....	208	1,368	1,576
Victoria .....	29	153	182
Waterloo .....	92	629	721
Welland .....	168	1,581	1,749
Wellington .....	51	565	616
Wentworth .....	549	2,698	3,247
York .....	2,740	17,130	19,870
<b>Totaux d'Ontario .....</b>	<b>6,924</b>	<b>42,655</b>	<b>49,579</b>
<b>MANITOBA—</b>			
Dauphin .....	38	126	164
Centre .....	85	208	293
Est .....	840	6,069	6,909
Nord .....	23	26	49
Sud .....	3	44	47
Ouest .....	101	592	693
<b>Totaux de Manitoba .....</b>	<b>1,090</b>	<b>7,065</b>	<b>8,155</b>
<b>SASKATCHEWAN —</b>			
Battleford .....	55	322	377
Cannington .....	5	76	81
Estevan .....	33	229	262
Humboldt .....	31	80	111
Kerr Robert .....	15	93	108

## NOMBRE DE CONDAMNATIONS PAR DISTRICTS JUDICIAIRES EN 1917—Fin.

Districts judiciaires par provinces.	Délits criminels.	Petits délits.	Totalité des condamnations.
<b>SASKATCHEWAN—Fin.</b>			
Kindersley.....	19	78	97
Melville.....	44	311	355
Moose-Jaw.....	152	659	811
Moosomin.....	26	148	174
Prince-Albert.....	90	404	494
Regina.....	169	558	727
Saskatoon.....	115	1,091	1,206
Scott.....	7	68	75
Swift-Current.....	122	808	930
Weyburn.....	88	434	522
Wynyard.....	35	176	211
Yorkton.....	59	472	531
<b>Totaux de Saskatchewan.....</b>	<b>1,065</b>	<b>6,007</b>	<b>7,072</b>
<b>ALBERTA—</b>			
Athabaska.....	47	238	285
Bassano.....	6	37	43
Calgary.....	317	2,232	2,549
Edmonton.....	264	1,080	1,344
Lethbridge.....	47	552	599
Macleod.....	34	444	478
Medicine-Hat.....	81	643	724
Red-Deer.....	31	101	132
Stettler.....	22	57	79
Taber.....	24	189	213
Wetaskiwin.....	28	153	181
<b>Totaux d'Alberta.....</b>	<b>901</b>	<b>5,726</b>	<b>6,627</b>
<b>COLOMBIE-BRITANNIQUE—</b>			
Atlin.....	60	344	404
Caribou.....	30	162	192
Kootenay.....	289	467	756
Nanaimo.....	31	218	249
Vancouver.....	550	3,572	4,122
Victoria.....	135	1,071	1,206
Westminster.....	94	558	652
Yale.....	45	376	421
<b>Totaux de la Colombie-Britannique.....</b>	<b>1,234</b>	<b>6,768</b>	<b>8,002</b>
<b>YUKON.....</b>	<b>22</b>	<b>84</b>	<b>106</b>
<b>TOTAUX POUR LE CANADA.....</b>	<b>15,559</b>	<b>98,452</b>	<b>114,011</b>

## PARDONS ET COMMUTATIONS.

Le nombre de prisonniers en faveur desquels le droit de grâce a été exercé au Canada durant l'année 1917 s'élevait à 1,343 (1,233 hommes et 110 femmes). Des 699 criminels libérés des différents pénitenciers du Dominion durant l'année, 189 étaient de St-Vincent de Paul, 188 de Kingston, 89 de New-Westminster, 77 de Dorchester, 67 d'Edmonton, 46 de Stony Mountain et 43 de Prince Albert; des 644 délinquants libérés des maisons de réforme et des prisons provinciales, Ontario en comptait 250, Québec 134, Alberta 72, Saskatchewan 67, Colombie-

## SESSIONAL PAPER No. 10c

Britannique 45, Manitoba 39, Nouvelle-Ecosse et Nouveau-Brunswick 16 chacune, Yukon 2, Ile du Prince-Edouard 1, et 2 non emprisonnés. Du chiffre total des libérés, 5 étaient détenus pour meurtre, 8 pour tentative de meurtre, 37 pour homicide non prémédité, 35 pour séduction, commerce charnel et inceste, 16 pour bigamie, 20 pour viol et autres attentats à la pudeur, 82 pour voies de fait de toutes sortes, 42 pour divers outrages contre la personne, 223 pour vol qualifié, vol avec effraction, bris de maisons et de magasins, 50 pour fraude et faux prétextes, 386 pour vol simple et recel, 52 pour vol de chevaux et bestiaux, 28 pour incendie et autres dommages à la propriété, 59 pour faux et autres délits par rapport à la monnaie, 61 pour désertion du service militaire, 25 pour infraction aux lois des prisons et évasion, 62 pour vagabondage et ivresse, 40 pour tenir et habiter des maisons de désordre, et 93 pour divers autres délits. Quant à la durée de leur détention, 94 prisonniers avaient purgé moins d'un quart de leur sentence, 392 un quart et moins de la moitié, 598 la moitié et moins des trois quarts et 246 les trois quarts et au-dessus de leur temps. Quant à la condition du pardon, 656 ont été libérés sur parole seulement, 307 devant s'abstenir de boisson enivrante et accepter de l'emploi, 103 déportation, 99 devant reprendre le service militaire, 65 s'en retourner dans leur famille, 11 mis sous les soins de l'Armée du Salut, 13 envoyés aux hôpitaux pour traitement médical, 17 ont eu leur sentence réduite, 19 devant quitter les lieux, 25 sans condition et 28 diverses conditions.

Il y a eu huit sentences de mort commuées en emprisonnement à vie au Canada durant l'année 1917, ainsi réparties par provinces; 2 chacune dans Ontario, Manitoba et l'Alberta, et une chacune dans la Nouvelle-Ecosse et Québec.

Un changement a été fait dans les tableaux du présent rapport, par lequel les renseignements touchant le pays de naissance, la religion, le degré d'instruction, l'occupation ou métier, l'usage de boissons et la résidence des délinquants, sont donnés par provinces et non pas par districts judiciaires comme dans les rapports précédents, réduisant par là de quatre-vingt-six pages la grosseur ordinaire du volume.

The first of these is the fact that the United States is a young nation, and its history is therefore a history of growth and development. The second is the fact that the United States is a nation of immigrants, and its history is therefore a history of the struggle for assimilation and the creation of a new American identity. The third is the fact that the United States is a nation of free men and women, and its history is therefore a history of the struggle for freedom and the expansion of the rights of citizenship.

The fourth is the fact that the United States is a nation of great natural resources, and its history is therefore a history of the struggle for the conservation of these resources and the development of a sustainable economy. The fifth is the fact that the United States is a nation of great scientific and technological achievement, and its history is therefore a history of the struggle for progress and the improvement of the human condition.

---

# TABLE I

INDICTABLE OFFENCES BY JUDICIAL DISTRICTS

---

# TABLEAU I

DÉLITS JUSTICIABLES D'UN JURY PAR DISTRICTS JUDICIAIRES

---

Table I.		Offences against the person.						Classe I.		
Judicial District in which offence was com- mitted. — Districts judi- ciaires où l'offense a été commise.	Number of Charges  —  Nombre d'accu- sations.	Ac- quit- ted.  —  Ac- quit- tés.	De- tained for Lu- nacy.  —  Dé- tenus pour cause de folie.	Convictions. — Condemnations.				Sentence.		
								Committed to Jail. — Emprisonnés.		
								With the option of a fine. — No Option. — Sans option.		
								Convicted 1st.	Convicted 2nd.	Reite- rated.
				Total.	Con- dam- nés une fois.	Con- dam- nés deux fois.	Plus de 2 rédi- ves.	Sur option entre la pri- son ou l'a- mende	Moins d'un an.	

## Murder.

Cape Breton, N.S.	4	1	..	..	1	1	..	..	..	..	..
Digby, N.S.	1	..	..	..	1	1	..	..	..	..	..
Halifax, N.S.	1	..	..	..	1	1	..	..	..	..	..
St. John, N.B.	2	2	..	..	..	..	..	..	..	..	..
Westmorland, N.B.	1	..	..	m1	..	..	..	..	..	..	..
Iberville, Que.	1	..	..	..	1	1	..	..	..	..	..
Montreal, Que.	5	5	..	..	..	..	..	..	..	..	..
Ottawa, Que.	4	4	..	..	..	..	..	..	..	..	..
St. Francis, Que.	1	..	..	..	1	1	..	..	..	..	..
Essex, Ont.	1	..	..	..	1	1	..	..	..	..	..
Kenora, Ont.	2	1	..	..	1	1	..	..	..	..	..
Kent, Ont.	1	a1	..	..	..	..	..	..	..	..	..
Middlesex, Ont.	1	..	..	..	1	1	..	..	..	..	..
Peterborough, Ont.	1	..	1	..	..	..	..	..	..	..	..
Prescott and Russell, Ont.	2	..	..	m1	1	1	..	..	..	..	..
Welland, Ont.	1	1	..	..	..	..	..	..	..	..	..
Manitoba, Eastern	3	..	..	..	3	3	..	..	..	..	..
Manitoba, Northern	1	..	..	..	1	1	..	..	..	..	..
Battleford, Sask.	1	1	..	..	..	..	..	..	..	..	..
Moose Jaw, Sask.	2	2	..	..	..	..	..	..	..	..	..
Wynyard, Sask.	1	..	..	m1	..	..	..	..	..	..	..
Calgary, Alta.	2	..	..	..	2	2	..	..	..	..	..
Edmonton, Alta.	4	4	..	..	..	..	..	..	..	..	..
Stettler, Alta.	1	1	..	..	..	..	..	..	..	..	..
Wetaskiwin, Alta.	1	..	..	..	1	1	..	..	..	..	..
Vancouver, B.C.	1	1	..	..	..	..	..	..	..	..	..
Westminster, B.C.	1	..	..	..	1	1	..	..	..	..	..
Yukon	1	..	..	..	1	1	..	..	..	..	..
Totals of Canada	48	27	1	3	17	17	..	..	..	..	..

## Murder, attempt to commit

Halifax, N.S.	1	1	..	..	1	1	..	..	..	..	..
Queen's, N.S.	1	..	..	..	1	1	..	..	..	..	..
Westmorland, N.B.	1	1	..	..	..	..	..	..	..	..	..
Iberville, Que.	1	..	..	..	1	1	..	..	..	..	1
Ottawa, Que.	1	..	..	m1	..	..	..	..	..	..	..
York, Ont.	3	..	..	..	3	1	1	1	..	..	..

a Jury disagreed—Le jury ne s'est pas accordé.

## SESSIONAL PAPER No. 10c

Tableau I.												Outrages contre la personne.												Classe I.		
Sentence.												Ages & Sexes.												Civil Condition. — État civil.		
Penitentiary. — Pénitencier.			D'th.  De mort	Com- mit- ted to Refor- ma- to- ries.  En- voyés à la prison de Réfor- me.	Other Sen- tences.  Autres sen- tences.	Under 16 years.		16 years and under 21.		21 years and under 40.		40 years and over.		Not given.		Singl.  —  Céli ba- taires.	Mar- ried.  —  Ma- riés.	Wi- dowed  —  En veu- vage.								
Two years and un- der five.	Five years and over.	Life.				Moins de 16 ans.	16 ans et moins de 21.	21 ans et moins de 40.	40 ans et plus.	Non- donné.																
Deux ans et m'ns de cinq.	Cinq ans et plus.	A vie				M. F	M. F	M. F	M. F	M. F																
						H. F	H. F	H. F	H. F	H. F																

## Meurtre.

.....	.....	.....	.....	1	.....	.....	.....	1	.....	.....	.....	.....	1	.....
.....	.....	.....	.....	1	.....	.....	.....	1	.....	.....	.....	.....	1	.....
.....	.....	.....	.....	.....	.....	.....	.....	.....	.....	.....	.....	.....	.....	.....
.....	.....	.....	.....	1	.....	.....	1	.....	.....	.....	.....	1	.....	.....
.....	.....	.....	.....	1	.....	.....	.....	1	.....	.....	.....	1	.....	.....
.....	.....	.....	.....	1	.....	.....	.....	1	.....	.....	.....	1	.....	.....
.....	.....	.....	.....	1	.....	.....	.....	.....	1	.....	.....	1	.....	1
.....	.....	.....	.....	1	.....	.....	.....	.....	1	.....	.....	1	.....	.....
.....	.....	.....	.....	3	.....	.....	2	.....	1	.....	.....	3	.....	.....
.....	.....	.....	.....	1	.....	.....	.....	.....	.....	.....	.....	1	.....	.....
.....	.....	.....	.....	.....	.....	.....	.....	.....	.....	2	.....	.....	.....	.....
.....	.....	.....	.....	.....	.....	.....	.....	.....	.....	.....	.....	.....	.....	.....
.....	.....	.....	.....	1	.....	.....	.....	.....	1	.....	.....	1	.....	.....
.....	.....	.....	.....	1	.....	.....	.....	.....	.....	1	.....	1	.....	.....
.....	.....	.....	.....	1	.....	.....	.....	.....	1	.....	.....	1	.....	1
.....	.....	.....	.....	15	2	.....	4	4	1	5	3	6	7	2

## Meurtre, tentative de

.....	1	.....	.....	.....	.....	.....	.....	.....	1	.....	.....	1	.....	.....
.....	.....	.....	.....	.....	.....	.....	.....	.....	.....	.....	.....	.....	.....	.....
.....	.....	.....	.....	.....	.....	.....	.....	1	.....	.....	.....	1	.....	.....
.....	.....	.....	.....	.....	.....	.....	.....	.....	.....	.....	.....	.....	.....	.....
3	.....	.....	.....	.....	.....	.....	.....	3	.....	.....	.....	3	.....	.....

<sup>a</sup> Eskimos, found guilty and banished to Northern Canada—Esquimaux, trouvés coupables et bannis dans le nord du Canada.

Table 1

## Offences against the person.

Class 1.

Judicial Districts in which offence was com- mitted. — Districts judi- ciaires où l'offense a été commise.	Number of Charges  —  Nombre d'accu- sations.	Ac- quit- ted.  —  Ac- quit- tés.		De- tained for Lu- racy.  —  Dé- tenus pour cause de folie.	Convictions. — Condamnations.				Sentence. Committed to Jail. — Emprisonnés.		
		Total.	Con- victed 1st.		Con- victed 2nd.	Reite- rated.	With the option of a fine. — Sur option entre la pri- son ou l'a- m'nde	No Option. — Option			
			Con- dam- nés une fois.		Con- dam- nés deux fois.	Plus de 2 rédi- ves.		Un- der one year. — Moins d'un an.	One year and over. — Un an et plus.		

Murder, attempt to commit—*Concluded.*

Manitoba, Western.....	1	...	...	...	1	1	...	...	...	...	...
Melville, Sask.....	1	1	...	...	...	...	...	...	...	...	...
Moosomin, Sask.....	1	1	...	...	...	...	...	...	...	...	...
Weyburn, Sask.....	1	...	...	ml	...	...	...	...	...	...	...
Calgary, Alta.....	1	...	...	...	1	1	...	...	1	...	...
Vancouver, B.C.....	1	...	...	...	1	1	...	...	...	...	...
Victoria, B.C.....	1	...	...	...	1	...	1	...	...	...	...
Totals of Canada.....	15	4	...	2	9	6	2	1	1	...	1

## Manslaughter.

Cape Breton, N.S.....	3	...	...	...	3	3	...	...	...	...	...
Pictou, N.S.....	1	1	...	...	...	...	...	...	...	...	...
Northumberland, N.B.....	1	1	...	...	...	...	...	...	...	...	...
St. John, N.B.....	1	1	...	...	...	...	...	...	...	...	...
Bedford, Que.....	1	...	...	...	1	1	...	...	...	...	...
Montreal, Que.....	5	...	...	...	5	5	...	...	...	...	...
Algoma, Ont.....	2	1	...	...	1	1	...	...	...	...	...
Brant, Ont.....	1	1	...	...	...	...	...	...	...	...	...
Carleton, Ont.....	2	1	...	...	1	1	...	...	...	...	...
Dufferin, Ont.....	1	...	...	...	1	1	...	...	...	...	...
Middlesex, Ont.....	3	2	...	...	1	1	...	...	...	...	...
Muskoka, Ont.....	2	...	...	...	2	2	...	...	...	...	...
Norfolk, Ont.....	1	...	...	...	1	1	...	...	...	...	...
Stormont, Dundas & Glengarry, O	1	...	...	...	1	...	1	...	...	...	...
Victoria, Ont.....	1	...	...	...	1	1	...	...	...	...	...
Welland, Ont.....	2	1	...	...	1	1	...	...	...	...	...
York, Ont.....	4	4	...	...	...	...	...	...	...	...	...
Totaux d'Ontario.....	20	10	...	...	10	9	1	...	...	...	...
Manitoba, Central.....	1	...	1	...	...	...	...	...	...	...	...
Manitoba, East.....	3	...	...	...	3	3	...	...	...	...	...
Manitoba, Western.....	1	1	...	...	...	...	...	...	...	...	...
Battleford, Sask.....	2	1	...	...	1	1	...	...	...	...	...
Humboldt, Sask.....	4	3	...	...	1	1	...	...	...	...	...
Moosomin, Sask.....	1	1	...	...	...	...	...	...	...	...	...
Saskatoon, Sask.....	1	...	...	...	1	1	...	...	...	...	1
Weyburn, Sask.....	1	1	...	...	...	...	...	...	...	...	...
Totals of Saskatchewan.....	9	6	...	...	3	3	...	...	...	...	1

## SESSIONAL PAPER No. 10c

[illegible]

Meurtre, tentative de—*Fin.*

[illegible]

Homicide non prémédité.

1	2								3						2	1
2	1 3								1 4	1					3	1 2
	1								1							1
	1 1								1	1						1 1
						1 2 1			1	1 1					1 1	2 1
1		1					1		1	1					1 1	
	1								1							1
1	4	1				4		1	5	1	3				2	7 1
	1					2			1		2					2 1
	1 1							1	1						1	
								1							1	
	2						1	1	1						2	

8 GEORGE V, A. 1918

Table 1. Offences against the person. Class 1.

Judicial Districts. in which offence was com- mitted. — Districts judi- ciaires où l'offense a été commise.	Number of Charges — Nombre d'accu- sations.	Ac- quit- ted. — Ac- quit- tés. — M. F.	De- tained for Lu- nacy. — Dé- tenus pour cause de folie.	Convictions. — Condamnations.				Sentence.		
				Total.	Con- victed 1st. — Con- dam- nés une fois.	Con- victed 2nd. — Con- dam- nés deux fois.	Reite- rated. — Plus de 2 réci- ves.	Committed to Jail. — Emprisonnés.		
								With the option of a fine. — Sur option entre la pri- son ou l'a- m'nde	No Option. — Sans option.	
									Un- der one year. — Moins d'un an.	One year and over — Un an et plus.
Manslaughter—Concluded.										
Calgary, Alta	1	1			1	1				
Edmonton Alta	1	1			1	1				
Lethbridge, Alta	1	1								
Cariboo, B.C.	1	1								
Vancouver, B.C.	3	2			1	1				
Victoria, B.C.	3	3								
Totals of Canada	56	27	1		28	27	1			1
Concealing birth of infants.										
Northumberland & Durham, O...	1	1								
Battleford, Sask.	1	1								
Cannington, Sask.	1				1	1			1	
Prince Albert, Sask.	1				1	1				
Edmonton, Alta	1	1								
Vancouver B.C.	1				1		1			1
Totals of Canada	6	3			3	2	1		1	1
Abortion and attempt to procure abortion.										
Montreal, Que.	2	1			1	1				1
Wellington, Ont.	1				1	1				
York, Ont.	3	2	1							
Melville, Sask.	1	1								
Saskatoon, Sask.	1				1	1			1	
Weyburn, Sask.	3	2			1	1		1		
Red Deer, Alta	2				2	2				
Vancouver, B.C.	2	2								
Victoria, B.C.	1				1	1				1
Totals of Canada	16	7	2		7	7		1	1	2
Rape.										
Annapolis, N.S.	1	a1								
Cumberland, N.S.	1	1								
Halifax, N.S.	2	2								
Pictou, N.S.	1	1								
Montcalm, Que.	1	1								
Montreal, Que.	2	2								

a Jury disagreed—Le jury ne s'est pas accordé.



Table I.

## Offences against the person.

Class I.

Judicial Districts in which offence was com- mitted. — Districts judi- ciaires où l'offense a été commise.	Number of Charges — Nombre d'accu- sations.	Ac- quit- ted. — Ac- quit- tés.	De- tained for Lu- nacy. — Dé- tenus pour cause de folie.	Convictions. — Condemnations.				Sentence.		
								Committed to Jail. — Emprisonnés.		
				Total.	Con- victed 1st.	Con- victed 2nd.	Reite- rated.	With the option of a fine.	No Option. — Sans option.	
					— Con- dam- nés une fois.	— Con- dam- nés deux fois.	— Plus de 2 réci- des.	— Sur option entre la pri- son ou l'a- m'nde	Un- der one year. — Moins d'un an.	One year and over — Un an et plus.
		M.	F.							

## Rape—Concluded.

Bruce, Ont.	1				1			1			
Carleton, Ont.	3				3	3					
Frontenac, Ont.	2	2									
Manitoulin, Ont.	1	1									
Prescott and Russell, Ont.	1	1									
Sudbury, Ont.	1				1	1					
Wentworth, Ont.	1				1	1					
York, Ont.	4	3			1	1					
Totals of Ontario	14	7			7	6		1			
Cannington, Sask.	2	2									
Kindersley, Sask.	2	2									
Moose Jaw, Sask.	1	1									
Moosomin, Sask.	2	2									
Regina, Sask.	2	1			1	1					
Saskatoon, Sask.	4	2			2	2				2	
Swift Current, Sask.	4	4									
Weyburn, Sask.	1	1									
Wynyard, Sask.	1	1									
Totals of Saskatchewan	19	16			3	3				2	
Athabaska, Alta.	1	1									
Edmonton, Alta.	1	1									
Lethbridge, Alta.	1	1									
Red Deer, Alta.	1				1	1					
Vancouver, B.C.	3	2			1		1				
Totals of Canada	48	36			12	10	1	1		2	

## Rape, attempt to commit

Queen's, N.S.	1				1		1				
Northumberland, N.B.	1	1									
Ottawa, Que.	1				1	1					1
Algoma, Ont.	1				1	1				1	
York, Ont.	2	1			1	1				1	
Moose Jaw, Sask.	1				1	1				1	
Moosomin, Sask.	2	1			1	1				1	
Wynyard, Sask.	1				1	1				1	
Calgary, Alta.	2	2									
Edmonton, Alta.	1	1									
Lethbridge, Alta.	1				1	1					
Macleod, Alta.	1	1									
Totals of Canada	15	7			8	7	1			5	1

## SESSIONAL PAPER No. 10c

Tableau 1.										Outrages contre la personne.										Classe 1.		
Sentence.										Ages & Sexes.										Civil Condition. — État civil.		
Penitentiary. — Pénitencier.			D'th.  De mort	Com- mit- ted to Refor- ma- to- ries  En- voyés à la prison de Réfor- me	Other Senten- ces.  Autres senten- ces.	Under 16 years.	16 years and under 21.	21 years and under 40.	40 years and over.	Not given.	Single  Céli- ba- itaires.		Mar- ried.  Ma- riés.		Wi- dowed  En- veu- vage.							
Two years and un- der five.  Deux ans et m'ns de cinq.	Five years and over.  Cinq ans et plus.	Life.  A vie				Moins de 16 ans.	16 ans et moins de 21.	21 ans et moins de 40.	40 ans et plus.	Non- donné.												
						M.	F.	M.	F.	M.							F.	M.	F.	M.	F.	
						—	—	—	—	—							—	—	—	—	—	
Viol—Fin.																						
1	3					1	2	1			1		3									
				1			1					1										
	1			1			1					1										
	5			2		1	5	1				4	3									
					1		1			1			1									
					1		1			1			1									
	1						1						1									
	1							1							1							
	7			3		2	7	2	1			4	5	1								
Viol, tentative de																						
1								1							1							
									1				1									
										1			1									
								1					1									
								1					1									
										1												
				1						1												
1				1			3	2	3			3	2	1								

Table 1.

Offences against the person.

Class 1.

Judicial District in which offence was com- mitted.  Districts judi- ciaires où l'offense a été commise.	Number of Charges  Nombre d'accu- sations.	Ac- quit- ted.  Ac- quit- tés.  M. F		De- tained for Lu- nacy.  Dé- tenus pour cause de folie.	Convictions. — Condemnations.			Sentence. Committed to Jail. — Emprisonnés.		
					Total.	Con- victed 1st.	Con- victed 2nd.	Reite- rated	With the option of a fine. — Sur option entre la pri- son ou l'a- m'nde	No Option. — Sans option.
						Con- dam- nés une fois.	Con- dam- nés deux fois.	Plus de 2 réci- ves.		
						—	—	—		
									Under one year. — Moins d'un an.	One year and over. — Un an et plus.

## Carnal knowledge of girl of tender years.

Queens, P.E.I.	1	1								
Inverness, N.S.	1				1		1			1
King's, N.B.	1				1	1				
Quebec, Que.	1	1								
Brant, Ont.	1	1								
Carleton, Ont.	10	3			7	6	1			1
Elgin, Ont.	1	1								
Grey, Ont.	1	1								
Lambton, Ont.	2	2								
Nipissing, Ont.	1	1								
Norfolk, Ont.	1	1								
Parry Sound, Ont.	1	1								
Renfrew, Ont.	1				1	1				
Sudbury, Ont.	1				1	1				1
Waterloo, Ont.	1				1		1			
Wentworth, Ont.	1	1								
York, Ont.	7	4			3		2	1		
Totals of Ontario	29	16			13	8	4	1		1
Manitoba, Central	1	1								
Manitoba, Eastern	2	2								
Manitoba, Southern	2	2								
Manitoba, Western	1				1	1				
Battleford, Sask.	1	1								
Melville, Sask.	3				3	3				1
Moose Jaw, Sask.	4	3			1	1				
Prince Albert, Sask.	2				2	2				a1
Regina, Sask.	4	b2			2	2				
Swift Current, Sask.	1				1	1				c1
Wynyard, Sask.	1				1	1				
Yorkton, Sask.	1	1								
Totals of Saskatchewan	17	7			10	10				3 1
Edmonton, Alta.	2				2	2				1
Lethbridge, Alta.	1				1	1				
Medicine Hat, Alta.	1				1	1				1
Stettler, Alta.	2	1			1	1				
Wetaskiwin, Alta.	2	2								
Cariboo, B.C.	1	1								
Kootenay, B.C.	1	1								
Nanaimo, B.C.	1				1	1				
Vancouver, B.C.	2	2								

a And to be twice whipped—Et à être fouetté deux fois.  
accordé.

c And to be whipped—Et à être fouetté.

b Jury disagreed—Le jury ne s'est pas

## SESSIONAL PAPER No. 10c

Tableau I.												Outrages contre la personne.												Classe I.								
Sentence.												Ages and Sexes.												Civil Condition. — État civil.								
Penitentiary. — Pénitencier.			D'th.  De mort.	Com- mit- ted to Refor- ma- to- ries.  En- voyés à la prison de Réfor- me.	Other Sen- tences.  Autres sen- tences.	Under 16 years.								16 years and under 21.				21 years and under 40.				40 years and over.				Not given.				Single.	Mar- ried.	Wi- dowed
Two years and un- der five. — Deux ans et m'ns de cinq.	Five years and over. — Cinq ans et plus.	Life.  A vie.				Moins de 16 ans.		16 ans et moins de 21.		21 ans et moins de 40.		40 ans et plus.		Non-donné.																		
						M.	F.	M.	F.	M.	F.	M.	F.	M.	F.	M.	F.															
						—	—	—	—	—	—	—	—	—	—	—	—	—	—													
						H.	F.	H.	F.	H.	F.	H.	F.	H.	F.	H.	F.	Céli- ba- taires.	Mar- riés.	En veu- rage.												

## Commerce charnel avec une fille en bas âge.

...	...	...	...	...	...	...	...	...	...	...	...	...	...	...	...	...	...	...
...	...	...	...	...	...	...	...	...	...	...	...	1	...	...	...	...	1	...
...	...	...	...	...	a1	...	...	...	1	...	...	...	...	...	...	1	...	...
...	...	...	...	...	...	...	...	...	...	...	...	...	...	...	...	...	...	...
1	...	...	...	1	4	...	...	4	...	3	...	...	...	...	...	5	2	...
...	...	...	...	...	...	...	...	...	...	...	...	...	...	...	...	...	...	...
1	...	...	...	...	...	...	...	...	...	1	...	1	...	...	...	1	1	...
1	...	...	...	...	...	...	...	...	1	1	...	...	...	...	...	1	1	...
...	1	...	...	...	2	2	...	...	1	...	...	...	...	...	...	3	...	...
3	1	...	...	1	6	2	...	4	...	6	...	1	...	...	...	10	3	...
...	...	...	...	...	...	...	...	...	...	...	...	...	...	...	...	...	...	...
...	...	...	...	...	1	1	...	...	...	...	...	...	...	...	...	1	...	...
...	...	...	...	...	...	...	...	...	...	...	...	...	...	...	...	...	...	...
2	...	...	...	...	...	...	...	...	...	2	...	1	...	...	...	2	1	...
1	...	...	...	...	...	...	...	...	...	1	...	...	...	...	...	1	1	...
1	...	...	...	...	1	...	...	1	...	2	...	...	...	1	...	1	1	...
...	...	...	...	...	...	...	...	...	...	...	...	...	...	1	...	...	...	...
1	...	...	...	...	...	...	...	...	...	...	...	1	...	1	...	...	1	...
5	...	...	...	...	1	...	...	1	...	5	...	2	...	2	...	4	4	...
1	...	...	...	...	...	...	...	...	...	1	...	1	...	...	...	2	...	...
...	1	...	...	...	...	...	...	1	...	...	...	...	...	...	...	1	...	...
...	...	...	...	...	a1	...	...	...	...	1	...	...	...	...	...	1	...	...
...	...	...	...	...	...	...	...	...	...	...	...	...	...	...	...	...	...	...
...	...	...	...	...	...	...	...	...	...	...	...	...	...	...	...	...	...	...
b1	...	...	...	...	...	...	...	...	...	...	...	...	...	1	...	...	...	...

a To enlist—Devant s'enrôler.

b And 5 lashes—Et 5 coups de fouet.

Table I.

Offences against the person.

Class I.

Judicial District in which offence was com- mitted. — Districts judi- ciaires où l'offense a été commise.	Number of Charges — Nombre d'accu- sations.	Ac- quit- ted. — Ac- quit- tés. — M. F	De- tained for Lu- nacy. — Dé- tenus pour cause de folie.	Convictions. — Condemnations.				Sentence.		
				Total.	Con- victed 1st. — Con- dam- nés une fois.	Con- victed 2nd. — Con- dam- nés deux fois.	Reite- rated. — Plus de 2 rédi- ves.	Committed to Jail.		
								Emprisonnés.		
								With the option of a fine. — Sur option entre la pri- son ou l'a- m'nde	No Option. — Sans option.	— —
								Under one year. — Moins d'un an.	One year and over. — Un an et plus.	

Carnal knowledge of girl of tender years—*Concluded.*

Victoria, B.C. ....	1	...	...	1	1	...	...	...	...	...
Westminster, B.C. ....	3	...	...	3	3	...	...	...	...	1
Totals of British Columbia..	9	4	...	5	5	...	...	...	...	1
Totals of Canada.....	73	37	...	36	30	5	1	...	6	4

## Carnal knowledge of an imbecile.

Victoria, B.C. ....	2	2	...	...	...	...	...	...	...	...
---------------------	---	---	-----	-----	-----	-----	-----	-----	-----	-----

## Bigamy.

Cape Breton, N.S. ....	1	...	...	1	1	...	...	...	...	...
Halifax, N.S. ....	2	...	...	2	2	...	...	...	1	...
Sunbury, N.B. ....	1	...	...	1	1	...	...	...	...	...
Westmoreland, N.B. ....	1	...	...	1	1	...	...	...	...	...
Montreal, Que. ....	3	...	...	3	3	...	...	...	...	2
Algoma, Ont. ....	2	...	...	2	1	1	...	...	...	...
Brant, Ont. ....	2	...	...	2	2	...	...	...	1	...
Bruce, Ont. ....	3	1	...	2	2	...	...	...	2	...
Carleton, Ont. ....	5	1	1	3	2	1	...	...	...	1
Elgin, Ont. ....	2	...	...	2	2	...	...	...	1	...
Grey, Ont. ....	1	...	...	1	...	...	1	...	...	...
Haldimand, Ont. ....	2	...	...	2	2	...	...	...	1	...
Huron, Ont. ....	1	...	...	1	1	...	...	...	1	...
Lanark, Ont. ....	1	...	...	1	1	...	...	...	...	...
Leeds and Grenville, Ont. ....	2	...	...	2	2	...	...	...	...	...
Lincoln, Ont. ....	2	...	...	2	2	...	...	...	...	...
Middlesex, Ont. ....	4	...	...	4	4	...	...	...	2	1
Nipissing, Ont. ....	1	...	...	1	1	...	...	...	...	1
Ontario, Ont. ....	1	...	...	1	1	...	...	...	1	...
Oxford, Ont. ....	1	...	...	1	1	...	...	...	...	...
Peterborough, Ont. ....	1	...	...	1	1	...	...	...	...	...
Sudbury, Ont. ....	2	...	...	2	1	1	...	...	1	...
Thunder Bay, Ont. ....	1	...	...	1	1	...	...	...	1	...
Waterloo, Ont. ....	2	...	...	2	2	...	...	...	...	...
Wentworth, Ont. ....	2	...	...	2	2	...	...	...	...	...
York, Ont. ....	26	2	1	23	23	...	...	...	10	8
Totals of Ontario.....	64	4	2	58	54	3	1	...	21	11
Manitoba, Eastern.....	2	...	...	2	2	...	...	...	...	...
Battleford, Sask. ....	1	...	...	1	1	...	...	...	...	...
Regina, Sask. ....	1	...	...	1	1	...	...	...	1	...
Saskatoon, Sask. ....	2	...	...	2	2	...	...	...	...	...

## SESSIONAL PAPER No. 10c

[illegible]

Commerce charnel avec une fille en bas âge—*Fin.*

2	1									1	2	1	1	
3	1									2	3	1	2	
12	3			1	10	3	6	15	7	5	22	10		

Commerce charnel avec une imbécile.

[illegible]

## Bigamie.

1				1			1	1						2
1									1					1
1										1				1
					1			1		1		1		3
1				1	1		1	1			1	1	1	1
2							3		1		1			2
1				1			1	1	1					2
				1			1	1				1		1
				al			1	1	1					1
1			1				2	1						2
2				1			1	2	1					2
									1	1	1	1	1	4
				1					1	1	1	1	1	1
				al						1	1	1	1	1
				1			1	1	1					2
	1						1	1						1
				1						1				2
1					2	1	1	6	1		3	1		1
					4		1	11						18
8	1			2	15	1	1	26	14	8	1	5	2	49
					2			1	1					2
					1						1			1
					2			1	1					2

a o Enlist—Devant s'enrôler.

Table I.

## Offences against the person.

## Class I.

Judicial Districts in which offence was com- mitted. — Districts judi- ciaires où l'offense a été commise.	Number of Charges — Nombre d'accu- sations.	Ac- quit- ted. — Ac- quit- tés.	De- tained for Lu- nacy. — Dé- tenus pour cause de folie.	Convictions. — Condemnations.				Sentence. Committed to Jail. — Emprisonnés.		
				Total.	Con- victed 1st.	Con- victed 2nd.	Reite- rated.	With the option of a fine. — Sur option entre la pri- son ou l'am- nde	No Option. — Sans option.	One year and over. — Un an et plus.
					Con- dam- nés une fois.	Con- dam- nés deux fois.	Plus de 2 réci- dive.			

Bigamy.—*Concluded.*

Calgary, Alta.....	2	1	1	.....	.....	.....	.....	.....	.....	.....
Edmonton, Alta.....	1	.....	.....	.....	1	.....	.....	.....	1	.....
Totals of Canada. . .	81	5	3	.....	73	69	3	1	24	13

## Adultery.

St. John, N. B.....	5	.....	2	.....	3	3	.....	.....	.....	.....
Westmoreland, N. B.....	1	.....	.....	.....	1	1	.....	.....	1	.....
Totals of Canada.....	6	.....	2	.....	4	4	.....	.....	1	.....

## Incest.

Cumberland, N. S.....	1	.....	.....	.....	1	1	.....	.....	.....	.....
Bedford, Que.....	1	1	.....	.....	.....	.....	.....	.....	.....	.....
Montreal, Que.....	1	.....	.....	.....	1	.....	1	.....	.....	.....
Terrebonne, Que.....	1	.....	.....	.....	1	1	.....	.....	1	.....
Brant, Ont.....	2	1	.....	.....	1	1	.....	.....	.....	.....
Essex, Ont.....	1	1	.....	.....	.....	.....	.....	.....	.....	.....
Grey, Ont.....	1	.....	.....	.....	1	1	.....	.....	.....	.....
York, Ont.....	3	2	.....	.....	1	1	.....	.....	.....	.....
Manitoba, Eastern.....	1	.....	.....	.....	1	.....	1	.....	.....	.....
Cannington, Sask.....	1	1	.....	.....	.....	.....	.....	.....	.....	.....
Moose Jaw, Sask.....	2	1	1	.....	.....	.....	.....	.....	.....	.....
Moosomin, Sask.....	2	.....	1	.....	1	1	.....	.....	.....	.....
Regina, Sask.....	1	1	.....	.....	.....	.....	.....	.....	.....	.....
Saskatoon, Sask.....	1	1	.....	.....	.....	.....	.....	.....	.....	.....
Swift Current, Sask.....	1	.....	.....	.....	1	1	.....	.....	.....	.....
Calgary, Alta.....	1	a1	.....	.....	.....	.....	.....	.....	.....	.....
Edmonton, Alta.....	1	.....	.....	.....	1	1	.....	.....	1	.....
Medicine Hat, Alta.....	1	.....	.....	.....	1	1	.....	.....	.....	.....
Naniamo, B. C.....	2	b2	.....	.....	.....	.....	.....	.....	.....	.....
Totals of Canada.....	25	12	2	.....	11	9	2	.....	2	.....

## Seduction.

Queen's, P. E. I.....	1	1	.....	.....	.....	.....	.....	.....	.....	.....
Restigouche, N. B.....	1	1	.....	.....	.....	.....	.....	.....	.....	.....
Westmorland, N. B.....	1	.....	.....	.....	1	1	.....	.....	1	.....
Montreal, Que.....	3	3	.....	.....	.....	.....	.....	.....	.....	.....

a, 1 *Nolle prosequi*. b 1 *Nolle prosequi* and 1 jury disagreed—1 *Nolle prosequi* et 1 jury ne s'est pas accordé.



Table I.

Offences against the person.

Class I.

Judicial District in which offence was com- mitted. — Districts judi- ciaires où l'offense a été commise.	Number of Charges — Nombre d'accu- sations.	Ac- quit- ted. — Ac- quit- tés.	De- tained for Lu- nacy. — Dé- tenus pour cause de folie.	Convictions. — Condamnations.				Sentence.		
				Total.	Con- victed 1st. — Con- dam- nés une fois.	Con- victed 2nd. — Con- dam- nés deux fois.	Reite- rated. — Plus de 2 réci- dés.	Committed to Jail. — Emprisonnés.		
								With the option of a fine. — Sur option entre la pri- son ou l'a- mende	Sans option.	
									Un- der one year. — Moins d'un an.	One year and over. — Un an et plus.
		M.	F.							

## Seduction—Concluded.

Algoma, Ont.	3	1	1	3	1	1	1			
Brant, Ont.	2	1	1	1	1					
Carleton, Ont.	1	1								
Elgin, Ont.	1	1								
Essex, Ont.	2	2								
Grey, Ont.	2	1		1	1					1
Halton, Ont.	1	1								
Hastings, Ont.	1	1								
Kent, Ont.	1	1								
Lambton, Ont.	2	1		1	1					
Leeds and Grenville, Ont.	1	1								
Lincoln, Ont.	1			1	1					1
Muskoka, Ont.	3	2			1					1
Oxford, Ont.	3			3	3			1		
Parry Sound, Ont.	3	2		1	1				1	
Rainy River, Ont.	1	1								
Storm't, D'das and Glengary, Ont.	1			1		1				
Thunder Bay, Ont.	1	1								
Waterloo, Ont.	1			1	1					1
Wentworth, Ont.	2	2								
York, Ont.	4	2		2	2				1	
Totals of Ontario.	37	21	1	16	13	2	1	1	2	4
Manitoba, Eastern	2	1		1	1				1	
Cannington, Sask.	1			1	1				1	
Kindersley, Sask.	1			1	1					1
Melville, Sask.	1			1	1					
Saskatoon, Sask.	1			1	1				1	
Swift Current, Sask.	1			1	1					1
Yorkton, Sask.	2			2	2				1	1
Athabasca, Alta.	1	1								
Calgary, Alta.	2	1		1	1				1	
Edmonton, Alta.	7	6		1	1				1	
Kootenay, B.C.	1			1			1			
Vancouver, B.C.	3	3								
Victoria, B.C.	1			1	1					
Westminster, B.C.	3	2		1	1					1
Totals of Canada.	70	40		30	26	2	2	2	8	8

## Indecent Assault.

Cape Breton, N.S.	2	1		1	1					
Halifax, N.S.	4	1		3	3				3	
Inverness, N.S.	1	1								
Queen's, N.S.	1	1								
Yarmouth, N.S.	1			1	1			1		
Albert, N.B.	2			2	2					

SESSIONAL PAPER No. 10c

Tableau I.				Outrages contre la personne.										Classe I.						
Sentence.				Ages & Sexes.										Civil Condition. — État civil.						
Penitentiary. — Pénitencier.			D'th.  De mort.	Com- mit- ted to Refor- ma- to- ries.  En- voyés à la prison de Réfor- me.	Other Sen- tences.  Autres sen- tences.											Single.  —  Céli- ba- taires.	Mar- ried.  —  Mar- riés.	Wi- dowed  —  En- veu- vage.		
Two years and un- der five. — Deux ans et m'ns de cinq.	Five years and over. — Cinq ans et plus.	Life.  —  A vie.				Under 16 years.  Moins de 16 ans.	16 years and under 21. — 16 ans et moins de 21.	21 years and under 40. — 21 ans et moins de 40.	40 years and over. — 40 ans et plus.	Not given. — Non- donné.										
						M. F.	M. F.	M. F.	M. F.	M. F.	M. F.	M. F.								
						— —	— —	— —	— —	— —	— —	— —								
						H. F.	H. F.	H. F.	H. F.	H. F.	H. F.	H. F.								

## Séduction—Fin.

.....	.....	.....	.....	.....	3	.....	.....	.....	.....	.....	3	.....	.....	.....	.....
.....	.....	.....	.....	.....	1	.....	.....	1	.....	.....	1	.....	.....	.....	.....
.....	.....	.....	.....	.....	.....	.....	.....	.....	1	.....	1	.....	.....	.....	.....
.....	.....	.....	.....	.....	.....	.....	.....	.....	.....	.....	.....	.....	.....	.....	.....
.....	.....	.....	.....	.....	1	.....	.....	1	.....	.....	1	.....	.....	.....	.....
.....	.....	.....	.....	.....	.....	.....	.....	1	.....	.....	1	.....	.....	.....	.....
.....	.....	.....	.....	.....	2	.....	.....	2	1	.....	.....	1	3	.....	.....
.....	.....	.....	.....	.....	.....	.....	1	.....	.....	.....	1	.....	.....	.....	.....
.....	.....	.....	.....	.....	1	.....	1	.....	.....	.....	1	.....	.....	.....	.....
.....	.....	.....	.....	.....	.....	.....	.....	1	.....	.....	1	.....	.....	.....	.....
1	.....	.....	.....	.....	.....	.....	.....	1	1	.....	1	1	.....	.....	.....
1	.....	.....	.....	.....	8	.....	2	7	4	3	11	5	.....	.....	.....
.....	.....	.....	.....	.....	.....	.....	.....	.....	1	.....	.....	1	.....	.....	.....
.....	.....	.....	.....	.....	.....	.....	.....	.....	.....	1	.....	.....	.....	.....	.....
.....	.....	.....	.....	.....	1	.....	.....	1	.....	.....	1	.....	.....	.....	.....
.....	.....	.....	.....	.....	.....	.....	.....	1	.....	.....	1	.....	.....	.....	.....
.....	.....	.....	.....	.....	.....	.....	.....	1	.....	.....	1	.....	.....	.....	.....
.....	.....	.....	.....	.....	.....	.....	.....	1	.....	.....	1	.....	.....	.....	.....
.....	.....	.....	.....	.....	.....	.....	.....	1	.....	.....	1	.....	.....	.....	.....
.....	.....	.....	.....	.....	.....	.....	.....	1	.....	.....	1	.....	.....	.....	.....
.....	.....	.....	.....	.....	.....	.....	.....	1	.....	.....	1	.....	.....	.....	.....
1	.....	.....	.....	.....	.....	.....	.....	1	.....	.....	1	.....	.....	.....	.....
.....	.....	.....	.....	.....	1	.....	1	.....	.....	.....	1	.....	.....	.....	.....
.....	.....	.....	.....	.....	.....	.....	.....	.....	.....	1	1	.....	.....	.....	.....
2	.....	.....	.....	.....	10	.....	3	16	5	6	21	7	.....	.....	.....

## Attentat à la pudeur.

.....	.....	.....	.....	.....	1	1	.....	.....	.....	.....	.....	1	.....	.....	.....
.....	.....	.....	.....	.....	.....	.....	.....	3	.....	.....	.....	3	.....	.....	.....
.....	.....	.....	.....	.....	.....	.....	.....	.....	1	.....	.....	1	.....	.....	.....
.....	.....	.....	.....	.....	.....	.....	.....	.....	.....	.....	.....	.....	.....	.....	.....
.....	.....	.....	.....	.....	1	1	2	.....	.....	.....	2	.....	.....	.....	.....

Table 1.

## Offences against the person.

## Class 1.

Judicial District in which offence was com- mitted.  Districts judi- ciaires où l'offense a été commise.	Number of Charges  —  Nombre d'accu- sations.	Ac- quit- ted.  —  Ac- quit- tés.	De- tained for Lu- nacy.  —  Dé- tenus pour cause de folie.	Convictions. — Condamnations.				Sentences.		
				Total.	Con- victed 1st.	Con- victed 2nd.	Reite- rated.	Committed to Jail — Emprisonnés.		
					—	—	—	With the option of a fine. — Sur option entre la pri- son ou la m'nde	No option.	
					Con- dam- nés une fois.	Con- dam- nés deux fois.	Plus de 2 réci- dés.		Un- der one year. — Moins d'un an.	One year and over. — Un an et plus.
		M.	F.							

## Indecent assault—Continued.

Bedford, Que.	1	1	..	..	7	5	2	..	2	1	..
Montreal, Que.	12	5	..	..	3	3	..	..	1	2	..
Ottawa, Que.	3	..	..	..	3	3	..	..	..	3	..
Pontiac, Que.	3	..	..	..	3	3	..	..	..	..	..
Quebec, Que.	7	1	..	..	6	6	..	..	..	..	..
Three Rivers, Que.	1	..	..	..	1	1	..	..	..	..	..
Totals of Quebec	27	7	..	..	20	18	2	..	3	6	..
Algoma, Ont.	2	2	..	..	..	..	..	..	..	..	..
Brant, Ont.	3	1	..	..	2	2	..	..	1	..	..
Carleton, Ont.	5	4	..	..	1	1	..	..	..	1	..
Essex, Ont.	3	1	..	..	2	2	..	..	..	1	..
Frontenac, Ont.	5	2	..	..	3	3	..	..	1	1	1
Halton, Ont.	1	1	..	..	..	..	..	..	..	..	..
Hastings, Ont.	1	1	..	..	..	..	..	..	..	..	..
Huron, Ont.	1	..	..	..	1	1	..	..	1	..	..
Kent, Ont.	3	..	..	..	3	3	..	..	2	1	..
Lambton, Ont.	1	1	..	..	1	1	..	..	..	..	..
Middlesex, Ont.	2	..	..	..	2	2	..	..	..	a2	..
Ontario, Ont.	1	..	..	..	1	1	..	..	..	1	..
Oxford, Ont.	1	1	..	..	..	..	..	..	..	..	..
Parry Sound, Ont.	2	..	..	..	2	2	..	..	2	..	..
Peel, Ont.	3	1	..	..	2	2	..	..	..	2	..
Prescott and Russell, Ont.	1	..	..	..	1	1	..	..	1	..	..
Simcoe, Ont.	3	1	..	..	2	1	1	..	..	..	1
Temiskaming, Ont.	3	2	..	..	1	1	..	..	1	..	..
Thunder Bay, Ont.	2	..	..	..	2	2	..	..	..	1	1
Victoria, Ont.	1	..	..	..	1	1	..	..	1	..	..
Waterloo, Ont.	2	..	..	..	2	2	..	..	1	..	..
Welland, Ont.	4	1	..	..	3	3	..	..	1	1	..
Wentworth, Ont.	2	1	..	..	1	1	..	..	1	..	..
York, Ont.	28	7	..	..	21	21	..	..	2	13	..
Totals of Ontario	80	26	..	..	54	53	1	1	15	24	3
Manitoba, Central.	2	1	..	..	1	1	..	..	1	..	..
Manitoba, Eastern.	12	8	..	..	4	3	1	..	..	..	a1
Manitoba, Western.	1	..	..	..	1	1	..	..	..	..	..
Battleford, Sask.	4	..	..	..	4	4	..	..	2	..	1
Melville, Sask.	3	1	..	..	2	2	..	..	2	..	..
Moose Jaw, Sask.	2	2	..	..	..	..	..	..	..	..	..
Regina, Sask.	3	..	..	..	3	3	..	..	..	1	a2
Saskatoon, Sask.	1	..	..	..	1	1	..	..	..	..	..
Swift Current, Sask.	3	..	..	..	3	3	..	..	..	3	..
Weyburn, Sask.	2	..	..	..	2	2	..	..	2	..	..
Totals of Saskatchewan	18	3	..	..	15	15	..	..	6	4	3

a 1 To be whipped—A être fouetté.

## SESSIONAL PAPER No. 10c

Tableau I.										Outrages contre la personne.										Classe I.		
Sentence.										Ages and Sexes.										Civil Condition.		
Penitentiary. — Pénitencier.			D'th.  De mort	Com- mit- ted to Refor- ma- tories.  En- voyés à la prison de Réfor- me.	Other Sen- tences.  Autres sen- tences.	Under 16 years.		16 years and under 21		21 years and under 40		40 years and over.		Not given.		Single  —  Céli- ba- taires.	Mar- ried.  —  Ma- riés.	Wi- dowed  —  En- veu- vage.				
Two Years and under five.	Five years and over.	Life.				Moins de 16 ans,		16 ans et moins de 21.		21 ans et moins de 40.		40 ans et plus.		Non donné.								
Deux ans et m'ns de cinq.	Cinq ans et plus.	—  A vie				M.	F.	M.	F.	M.	F.	M.	M.	M.	F.							
						H.	F.	H.	F.	H.	F.	H.	F.	H.	F.							

Attentat à la pudeur—*Suite.*

1				3	1	1		2		3		4		
						1		2				2	1	
						1		1				1	2	
a4				2				4	2			5	1	
1								1					1	
6				5	1	3		10	3	3		12	5	
				1		2						2		
				1	1	1		1				1		
						1			2			1	2	
								1					1	
				1		1				3		2		
						2						1		
								1				2		
								1				1	1	
				1	1	1			1			2		
								2	1			1		
										1				
				1		1			1			2		
				1				3				1	2	
1				1	4	4	1	10	6			14	7	
1				3	8	6	10	22	11	5		36	14	
				1	2	1		1	1	1		1	1	
				1	1	1		1				1		
				1				1	1	2		1	1	
										2				
				1				2		1		2		
						1						1		
								2	1			1	1	1
										2				
					2		1	5	2	7		5	2	1

a 2 to be whipped—A être fouettés.

10c—2½

Table I.

## Offences against the person.

Class I.

Judicial Districts in which offence was com- mitted. — Districts judi- ciaires ou l'offense a été commise.	Number of Charges — Nombre d'accu- sations.	Ac- quit- ted. — Ac- quit- tés.	De- tained for Lu- nacy. — Dé- tenus pour cause de folie.	Convictions. — Condemnations.				Sentence.		
								Committed to Jail. — Emprisonnés.		
				Total.	Con- victed 1st. — Con- dam- nés une fois.	Con- victed 2nd. — Con- dam- nés deux fois.	Reite- rated. — Plus de 2 rédi- ves.	With the option of a fine. — Sur option entre la pri- son ou l'a- m'nde	No Option. — Sans option.	
									Un- der one year. — Moins d'un an.	One year and over. — Un an et plus.

## Indecent assault—Concluded.

Calgary, Alta. ....	9	4	..	5	4	..	1	1	2	..
Edmonton, Alta. ....	6	3	..	3	3	..	..	2	1	..
Lethbridge, Alta. ....	2	2	..	..	..	..	..	..	..	..
Macleod, Alta. ....	1	..	..	1	1	..	..	..	..	1
Medicine Hat, Alta. ....	1	..	..	1	1	..	..	1	..	..
Wetaskiwin, Alta. ....	1	..	..	1	1	..	..	..	..	..
Totals of Alberta. ....	20	9	..	11	10	..	1	4	3	1
Cariboo, B.C. ....	1	..	..	1	1	..	..	..	..	..
Kootenay, B.C. ....	2	2	..	..	..	..	..	..	..	..
Nanaimo, B.C. ....	2	2	..	..	..	..	..	..	..	..
Vancouver, B.C. ....	12	6	..	6	4	2	..	1	..	..
Victoria, B.C. ....	9	3	..	6	4	1	1	..	5	..
Yale, B.C. ....	2	2	..	..	..	..	..	..	..	..
Totals of British Columbia. ....	28	15	..	13	9	3	1	1	5	..
Totals of Canada. ....	199	73	..	126	117	5	4	31	45	8

## Assault on Females.

Pictou, N.S. ....	1	..	..	1	1	..	..	1	..	..
Montreal, Que. ....	2	..	..	2	2	..	..	1	..	..
Ottawa, Que. ....	1	..	..	1	..	1	..	..	..	..
Brant, Ont. ....	2	..	..	2	2	..	..	1	..	..
Elgin, Ont. ....	4	..	m1	3	2	..	1	..	1	..
Halton, Ont. ....	1	..	..	1	1	..	..	..	..	..
Hastings, Ont. ....	2	1	..	1	1	..	..	..	..	..
Kenora, Ont. ....	1	1	..	..	..	1	..	..	..	..
Peterborough, Ont. ....	4	1	..	3	1	1	1	..	..	..
Simcoe, Ont. ....	1	..	..	1	1	..	..	1	..	..
Thunder Bay, Ont. ....	1	..	..	1	..	1	..	..	1	..
York, Ont. ....	9	2	..	7	7	..	..	..	b5	..
Totals of Ontario. ....	25	5	..	19	15	2	2	2	7	..
Manitoba, Northern ....	1	1	..	..	..	..	..	..	..	..
Battleford, Sask. ....	1	..	..	1	1	..	..	..	1	..
Regina, Sask. ....	1	..	..	1	1	..	..	..	1	..
Yorkton, Sask. ....	2	..	..	2	2	..	..	1	..	..
Calgary, Alta. ....	1	..	..	1	1	..	..	1	..	..
Medicine Hat, Alta. ....	2	..	..	2	2	..	..	2	..	..
Totals of Canada. ....	37	6	..	30	25	3	2	8	9	..

a 1 *Nolle prosequi*. b 1 to be whipped—A être fouetté.

## SESSIONAL PAPER No. 10c

Tableau I.													Outrages contre la personne.													Classe I.																																																																																																																																																																																																																																																																																																																																																																																																																																																																																																																																																																																																																																																																																																																																																																																																																																																																																																																																																																																																																																																																																																																																																																																			
Sentence.													Ages & Sexes.													Civil Condition. — État civil.																																																																																																																																																																																																																																																																																																																																																																																																																																																																																																																																																																																																																																																																																																																																																																																																																																																																																																																																																																																																																																																																																																																																																																																			
Penitentiary. — Pénitencier.			D'th.  De mort.	Com- mit- ted to Refor- ma- to- ries.  En- voyés à la prison de Réfor- me.	Other Sen- tences.  Autres sen- tences.	Under 16 years. — Moins de 16 ans.										16 years and under 21. — 16 ans et moins de 21.		21 years and under 40. — 21 ans et moins de 40.		40 years and over. — 40 ans et plus.		Not given. — Non-donné.		Single  —  Céli- ba- taires.	Mar- ried.  —  Ma- riés.	Wi- dowed  —  En veu- vage.																																																																																																																																																																																																																																																																																																																																																																																																																																																																																																																																																																																																																																																																																																																																																																																																																																																																																																																																																																																																																																																																																																																																																																																			
Two years and un- der five. — Deux ans et m <sup>ns</sup> de cinq.	Five years and over. — Cinq ans et plus.	Life.  — A vie																																																																																																																																																																																																																																																																																																																																																																																																																																																																																																																																																																																																																																																																																																																																																																																																																																																																																																																																																																																																																																																																																																																																																																																																											
																M.	F.	M.	F.	M.	F.	M.	F.				M.	F.																																																																																																																																																																																																																																																																																																																																																																																																																																																																																																																																																																																																																																																																																																																																																																																																																																																																																																																																																																																																																																																																																																																																																																																	
																																																																																																																																																																																																																																																																																																																																																																																																																																																																																																																																																																																																																																																																																																																																																																																																																																																																																																																																																																																																																																																																																																																																																																																																													</

## Attentat à la pudeur—Fin.

.....	.....	.....	.....	.....	2	.....	.....	.....	2	.....	.....	3	1	.....	.....
.....	.....	.....	.....	.....	.....	.....	.....	.....	2	.....	.....	1	1	1	.....
.....	.....	.....	.....	.....	.....	.....	.....	.....	.....	1	.....	.....	.....	1	.....
.....	.....	.....	.....	.....	1	.....	.....	.....	1	.....	.....	1	.....	.....	.....
.....	.....	.....	.....	.....	3	.....	.....	.....	5	1	.....	5	3	2	.....
1	.....	.....	.....	.....	.....	.....	.....	.....	.....	.....	1	1	.....	.....	.....
1	1	.....	.....	.....	3	.....	.....	.....	5	1	.....	.....	5	1	.....
1	.....	.....	.....	.....	.....	.....	.....	.....	1	4	.....	1	2	3	.....
3	1	.....	.....	.....	3	.....	.....	.....	6	5	.....	2	8	4	.....
10	1	.....	.....	5	26	12	14	.....	53	24	.....	23	69	33	1

## Voies de fait sur femmes.

.....	.....	.....	.....	.....	.....	.....	.....	.....	.....	.....	1	.....	.....	.....	.....
.....	.....	.....	.....	.....	a1	.....	.....	.....	2	.....	.....	.....	1	1	.....
.....	.....	.....	.....	.....	1	.....	.....	.....	1	.....	.....	.....	.....	2	.....
.....	.....	.....	.....	.....	2	.....	.....	.....	2	.....	1	.....	.....	3	.....
.....	.....	.....	.....	.....	1	.....	.....	.....	1	.....	.....	.....	.....	1	.....
.....	.....	.....	.....	.....	1	.....	.....	.....	1	.....	.....	.....	.....	1	.....
3	.....	.....	.....	.....	.....	.....	.....	.....	3	.....	.....	1	.....	3	.....
.....	.....	.....	.....	.....	.....	.....	.....	.....	1	.....	.....	.....	.....	1	.....
.....	.....	.....	.....	.....	2	.....	.....	.....	6	1	.....	.....	.....	7	.....
3	.....	.....	.....	.....	7	.....	.....	.....	15	2	.....	2	.....	18	.....
.....	.....	.....	.....	.....	.....	.....	.....	.....	.....	.....	1	.....	.....	.....	.....
.....	.....	.....	.....	.....	1	.....	.....	.....	.....	1	.....	1	.....	1	.....
.....	.....	.....	.....	.....	.....	.....	.....	.....	.....	.....	1	.....	.....	.....	.....
.....	.....	.....	.....	.....	.....	.....	.....	.....	.....	.....	2	.....	.....	.....	.....
3	.....	.....	.....	.....	10	.....	.....	.....	18	4	.....	8	1	22	.....

a To Enlist—Devant s'enrôler.

Table I.	Offences against the person.							Class I.		
Judicial District  in which  offence was com-  mitted.  —  Districts judi-  ciaires où l'offense  a été commise.	Number of Charges  —  Nombre d'accu- sations.	Ac- quit- ted.  —  Ac- quit- tés.	De- tained for Lu- nacy.  —  Dé- tenus pour cause de folie. ®	Convictions. — Condemnations.				Sentence.		
								Committed to Jail. — Emprisonnés.		
				Total.	Con- victed 1st.	Con- victed 2nd.	Reite- rated.	With the option of a fine. — Sur option entre la pri- son ou l'a- m'nde	No Option. — Sans option.	
					—	—	—	—	Un- der one year. — Moins d'un an.	One year and over. — Un an et plus.
					Con- dam- nés une fois.	Con- dam- nés deux fois.	Plus de 2 réci- des.			
		M.	F.							

Desertion and cruelty to children.

Halifax, N.S.	1	1									
St. John, N.B.	1				1	1					
York, N.B.	1				1	1					
Montreal, Que	4				4	4				2	
Hastings, Ont	1				1	1					
Middlesex, Ont.	1				1	1					
Northumberland & Durham, Ont.	1				1	1					
Ontario, Ont	1				1	1			1		
Oxford, Ont	2	1			1	1					
Prince Edward, Ont	1				1	1					
Manitoba Central	1				1	1			1		
Regina, Sask	1				1	1				1	
Totals of Canada	16	1	1		14	14			2	3	

Abduction.

Montreal, Que.	2				2	2				1	
Quebec, Que	1				1	1				1	
Rimouski, Que.	1				1	1					
Algoma, Ont.	1	1									
Dufferin, Ont.	1				1	1			1		
Elgin, Ont.	1				1	1					
Grey, Ont.	2				2		2				
Kent, Ont.	6	2	2		2	1	1				2
Prince Edward, Ont	1				1	1					
Sudbury, Ont	1				1	1					
Waterloo, Ont.	1				1	1					
York, Ont.	1	1									
Totals of Ontario.	15	4	2		9	6	3		1		2
Dauphin, Man.	1		1								
Manitoba, Central.	1				1	1					
Manitoba, Northern.	3	a1			2	2			1		1
Manitoba, Western	1				1	1			1		
Prince Albert, Sask.	2				2	2				2	
Weyburn, Sask.	1	1									
Yorkton, Sask.	1				1	1					
Calgary, Alta	1	1									
Edmonton, Alta	1	a1									

a Nolle prosequi.

## SESSIONAL PAPER No. 10c

[illegible]

Désertion et cruauté envers les enfants.

					1					1						1				
				1											1					
					2					3					1	1	1			
					1				1							1		1		
					1				1							1				
					1				1						1					
					1					1								1		
					1					1								1		
									1								1			
															1					
				1	8				3	7					4	4	5			

Enlèvement.

[illegible]

Table I.		Offences against the person.							Class I.		
Judicial District in which offence was com- mitted.  Districts judi- ciaires où l'offense a été commise.	Number of Charges  —  Nombre d'accu- sations.	Ac- quit- ted.  Ac- quit- tés.	De- tained for Lu- nacy.  Dé- tenu pour cause de folie.	Convictions. — Condamnations.				Sentence. — Committed to Jail. — Emprisonnés.			
				Total.	Con- victed 1st.	Con- victed 2nd.	Reite- rated.	With the option of a fine.	No Option.	Option.	
					—	—	—	—	Sans	—	
					Con- dam- nés une fois.	Con- dam- nés deux fois.	Plus de 2 réci- des.	Sur option entre la pri- son ou l'a- mende	Un- der one year. — Moins d'un an.	One year and over. — Un an et plus.	
					M.	F					
Abduction—Concluded.											
Kootenay, B.C.	1	1			2	1	1			1	1
Vancouver, B.C.	2				2	1	1			1	1
Totals of Canada	34	9	3	....	22	18	4	.....	3	5	4
Libel.											
Hastings, Ont.	1				1	1					
Lambton, Ont	1				1	1				1	
Lincoln, Ont.	1				1	1				1	
York, Ont.	1				1	1					
Manitoba, Eastern	3	1			2	2					2
Manitoba, Western.	1		a1								
Battleford, Sask	2				2	2			2		
Scott, Sask	1	1									
Calgary, Alta.	1				1	1			1		
Edmonton, Alta	1	1									
Red Deer, Alta.	3	a3									
Totals of Canada	16	6	1	....	9	9	.	.....	3	2	2
Shooting, Stabbing and Wounding.											
King's, P.E.I.	1				1	1					
Queen's, P.E.I.	1				1	1					
Pictou, N.S.	2	1			1	1					
King's, N.B.	1				1	1					
St. John, N.B	3	1			2	2					
Kamouraska, Que.	1				1		1				
Montreal, Que.	44	21			23	19	2	2	10	3	
Quebec, Que	2	1			1	1					
St. Francis, Que.	2				2	2					
Algoma, Ont.	3	2			1	1			1		
Brant, Ont.	2	1		F1							
Carleton, Ont	2	1			1	1				1	
Elgin, Ont.	1	1									
Grey, Ont.	1				1	1				1	
Halton, Ont.	1				1	1					
Huron, Ont	1				1	1					
Kent, Ont.	1		1								
Lambton, Ont	2				2	2					
Leeds and Grenville, Ont.	1	1									

a Nolle prosequi.

## SESSIONAL PAPER No. 10c

Tableau I. Outrages contre la personne. Classe I.																					
Sentence.						Ages & Sexes.										Civil Condition.					
Penitentiary. — Pénitencier.			D'th. — De mort	Com- mitted to Refor- ma- to- ries. — En- voyés à la prison de Réfor- me.	Other Sen- tences. — Autres sen- tences.											Ét civil.					
Two years and under five. — Deux ans et m'ns de cinq.	Five years and over. — Cinq ans et plus.	Life. — Avie				Under 16 years. — Moins de 16 ans.		16 years and under 21. — 16 ans et moins de 21.		21 years and under 40. — 21 ans et moins de 40.		40 years and over. — 40 ans et plus.		Not given. — Non- donné.		Single. — Céli- ba- taires.	Mar- ried. — Ma- riés.	Wi- dowed — En veu- vage.			
						M.	F.	M.	F.	M.	F.	M.	F.	M.	F.						
						—	—	—	—	—	—	—	—	—	—						
						H.	F.	H.	F.	H.	F.	H.	F.	H.	F.						
Enlèvement—Fin.																					
...	...	...	...	...	...	...	...	1	...	...	...	...	...	1	...	1	...	1			
1	...	...	...	...	9	...	...	1	1	11	1	1	1	5	1	6	10	1			
Libelle.																					
...	...	...	...	...	1	...	...	1	...	...	...	1	...	...	...	1	1	...			
...	...	...	...	...	1	...	...	1	...	1	...	...	...	...	...	1	1	...			
...	...	...	...	...	...	...	...	...	1	...	1	...	...	...	...	2	...	...			
...	...	...	...	...	...	...	...	...	...	...	...	...	2	...	...	...	...	...			
...	...	...	...	...	...	...	...	...	...	...	...	...	1	...	...	...	...	...			
...	...	...	...	...	...	...	...	...	...	...	...	...	...	1	...	...	...	...			
...	...	...	...	...	2	...	...	2	...	2	...	2	...	3	...	4	2	...			
Usage d'armes avec intention criminelle.																					
1	...	...	...	...	...	...	...	...	...	1	...	...	...	...	...	...	1	...			
1	...	...	...	...	...	...	...	...	...	1	...	...	...	...	...	...	1	...			
1	...	...	...	...	...	...	...	...	...	1	...	...	...	...	...	...	1	...			
...	1	...	...	...	2	...	...	...	...	1	2	...	...	...	...	2	1	...			
...	1	2	...	...	6	...	...	2	...	11	2	...	7	1	...	9	9	1			
...	...	...	...	2	1	...	2	...	...	1	...	...	...	...	...	1	1	...			
...	...	...	...	...	...	...	...	...	...	1	...	...	...	...	...	...	1	...			
...	...	...	...	...	...	...	...	1	...	...	...	...	...	...	...	1	...	...			
...	...	...	...	...	1	...	...	1	...	1	...	...	...	1	...	1	1	...			
...	...	...	...	...	1	...	...	...	...	...	...	...	...	...	...	...	1	...			
...	1	...	...	...	1	...	...	1	...	1	...	...	...	...	...	1	1	...			

Table 1.

Offences against the person.

Class 1.

Judicial Districts in which offence was com- mitted. — Districts judi- ciaires où l'offense a été commise.	Number of Charges — Nombre d'accu- sations.	Ac- quit- ted. — Ac- quit- tés.	De- tained for Lu- nacy. — Dé- tenus pour cause de folie.	Convictions. — Condamnations.				Sentence. — Committed to Gaol. — Emprisonnés.		
				Total.	Con- victed 1st.	Con- victed 2nd.	Reite- rated.	With the option of a fine. — Sur option entre la pri- son ou l'a- mende	No Option. — Sans option.	
					Con- dam- nés une fois.	Con- dam- nés deux fois.	Plus de 2 rédi- ves.		Un- der one year. — Moins d'un an.	One year and over — Un an et plus.
		M. F.								
Shooting, stabbing and wounding.— <i>Concluded.</i>										
Lennox and Addington, Ont.....	2	1	.....	1	1	.....	.....	.....	.....	.....
Middlesex, Ont.....	10	1	.....	9	9	.....	.....	6	2	.....
Rainy River, Ont.....	3	.....	.....	3	2	1	.....	.....	.....	3
Simcoe, Ont.....	1	.....	.....	1	1	.....	.....	.....	.....	.....
Sudbury, Ont.....	3	.....	.....	3	3	.....	.....	1	1	.....
Thunder Bay, Ont.....	4	1	.....	3	2	.....	1	.....	1	1
Welland, Ont.....	7	4	.....	3	3	.....	.....	2	.....	1
Wentworth, Ont.....	11	3	.....	8	7	.....	1	5	3	.....
York, Ont.....	56	18	1	37	34	2	1	10	7	4
Totals of Ontario.....	112	34	2	75	69	3	3	25	16	9
Dauphin, Man.....	2	1	.....	1	1	.....	.....	.....	1	.....
Manitoba, Central.....	2	.....	.....	2	2	.....	.....	.....	1	1
Manitoba, Eastern.....	2	.....	.....	2	2	.....	.....	.....	.....	.....
Manitoba, Western.....	1	.....	.....	1	1	.....	.....	.....	.....	.....
Estevan, Sask.....	1	.....	.....	1	1	.....	.....	1	.....	.....
Kindersley, Sask.....	1	.....	.....	1	1	.....	.....	.....	1	.....
Moose Jaw, Sask.....	1	.....	.....	1	1	.....	.....	1	.....	.....
Regina, Sask.....	3	.....	.....	3	3	.....	.....	1	.....	.....
Saskatoon, Sask.....	2	.....	.....	2	2	.....	.....	.....	2	.....
Weyburn, Sask.....	1	.....	.....	1	1	.....	.....	1	.....	.....
Wynyard, Sask.....	2	2	.....	.....	.....	.....	.....	.....	.....	.....
Yorkton, Sask.....	1	.....	.....	1	1	.....	.....	1	.....	.....
Totals of Saskatchewan.....	12	2	.....	10	10	.....	.....	5	3	.....
Athabaska, Alta.....	1	1	.....	.....	.....	.....	.....	.....	.....	.....
Edmonton, Alta.....	1	.....	.....	1	1	.....	.....	.....	1	.....
Lethbridge, Alta.....	1	1	.....	.....	.....	.....	.....	.....	.....	.....
Red Deer, Alta.....	2	.....	.....	2	2	.....	.....	.....	1	1
Wetaskiwin, Alta.....	1	.....	.....	1	1	.....	.....	.....	.....	.....
Atlin, B.C.....	1	.....	.....	1	1	.....	.....	.....	.....	.....
Kootenay, B.C.....	1	.....	.....	1	1	.....	.....	.....	1	.....
Vancouver, B.C.....	10	4	.....	6	6	.....	.....	.....	3	.....
Westminster, B.C.....	1	.....	.....	1	1	.....	.....	.....	1	.....
Yale, B.C.....	1	.....	.....	1	1	.....	.....	.....	.....	.....
Yukon.....	1	.....	.....	1	.....	1	.....	1	.....	.....
Totals of Canada.....	209	67	2	139	127	7	5	41	31	11
Aggravated assault and inflicting bodily harm.										
Cape Breton, N.S.....	16	6	3	.....	7	7	.....	.....	3	1
Colchester, N.S.....	1	.....	.....	1	1	.....	.....	1	.....	.....
Halifax, N.S.....	20	4	.....	16	16	.....	.....	7	4	.....
Queen's, N.S.....	1	.....	.....	1	1	.....	.....	1	.....	.....
Yarmouth, N.S.....	4	.....	.....	4	3	1	.....	1	1	1



Table 1.

Offences against the person.

Classe 1.

Judical District in which offence was com- mitted. — Districts judi- ciaires où l'offense a été commise.	Number of Charges — Nombre d'accu- sations.	Ac- quit- ted. — Ac- quit- tés.	De- tained for Lu- nacy. — Dé- tenus pour cause de folie.	Convictions. — Condamtations.				Sentence.		
								Committed to Jail.		
								Emperisonnés.		
				Total.	Con- victed 1st.	Con- victed 1st.	Reite- rated.	With the option of a fine.	No Option.	
— Con- dam- nés une fois.	— Con- dam- nés deux fois.	— Plus de 2 rédi- ves	— Sur option entre la pri- son ou l'a- m'nde		Sans option.	Under one year. — Moins d'un an.	One year and over. — Un- an et plus.			

Aggravated assault and inflicting bodily harm.—Continued.

Totals of Nova Scotia.....	42	10	3	.....	29	28	1	.....	13	6	1
St. John, N.B. ....	1	.....	.....	.....	1	1	.....	.....	1	.....	.....
Bedford, Que. ....	4	1	.....	.....	3	3	.....	.....	1	2	.....
Iberville, Que. ....	1	.....	.....	.....	1	1	.....	.....	.....	.....	.....
Kamouraska, Que. ....	1	.....	.....	.....	1	.....	1	.....	.....	.....	.....
Montcalm, Que. ....	1	.....	.....	.....	1	1	.....	.....	.....	1	.....
Montmagny, Que. ....	2	1	.....	.....	1	1	.....	.....	1	.....	.....
Montreal, Que. ....	40	4	1	ml	34	31	1	2	19	5	.....
Pontiac, Que. ....	1	.....	.....	.....	1	1	.....	.....	.....	.....	.....
Quebec, Que. ....	7	1	.....	.....	6	6	.....	.....	3	1	.....
Rimouski, Que. ....	2	.....	.....	.....	2	2	.....	.....	2	.....	.....
Roberval, Que. ....	1	.....	.....	.....	1	1	.....	.....	1	.....	.....
St. Francis, Que. ....	15	7	.....	.....	8	8	.....	.....	8	.....	.....
Three Rivers, Que. ....	1	.....	.....	.....	1	1	.....	.....	.....	1	.....
Totals of Quebec.....	76	14	1	1	60	56	2	2	35	10	.....
Algoma, Ont. ....	16	1	.....	.....	15	15	.....	.....	9	2	2
Brant, Ont. ....	11	4	.....	.....	7	7	.....	.....	5	1	.....
Carleton, Ont. ....	4	2	.....	.....	2	2	.....	.....	1	1	.....
Elgin, Ont. ....	12	2	.....	.....	10	10	.....	.....	6	.....	.....
Essex, Ont. ....	9	1	.....	.....	8	8	.....	.....	7	1	.....
Frontenac, Ont. ....	3	.....	.....	.....	3	3	.....	.....	.....	.....	.....
Hastings, Ont. ....	11	4	.....	.....	7	6	1	.....	1	2	.....
Huron, Ont. ....	1	.....	.....	.....	1	.....	1	.....	1	.....	.....
Kent, Ont. ....	6	.....	.....	.....	6	6	.....	.....	3	.....	.....
Lambton, Ont. ....	7	.....	.....	.....	7	7	.....	.....	2	.....	.....
Lanark, Ont. ....	1	1	.....	.....	.....	.....	.....	.....	.....	.....	.....
Leeds and Grenville, Ont. ....	1	.....	.....	.....	1	1	.....	.....	1	.....	.....
Lincoln, Ont. ....	6	.....	.....	.....	6	6	.....	.....	4	1	.....
Manitoulin, Ont. ....	2	.....	.....	.....	2	1	1	.....	1	.....	.....
Middlesex, Ont. ....	3	1	.....	.....	2	2	.....	.....	1	.....	.....
Northumberland and Durham, O. ....	1	.....	.....	.....	1	1	.....	.....	.....	.....	.....
Ontario, Ont. ....	13	1	.....	.....	12	9	2	1	9	.....	.....
Oxford, Ont. ....	7	.....	.....	.....	7	4	3	.....	7	.....	.....
Parry Sound, Ont. ....	7	4	.....	.....	3	3	.....	.....	2	.....	.....
Perth, Ont. ....	5	1	.....	.....	4	4	.....	.....	1	.....	.....
Peterborough, Ont. ....	3	.....	.....	.....	3	3	.....	.....	2	1	.....
Prescott and Russell, Ont. ....	1	.....	.....	.....	1	1	.....	.....	1	.....	.....
Rainy River, Ont. ....	2	1	.....	.....	1	1	.....	.....	1	.....	.....
Renfrew, Ont. ....	1	.....	.....	.....	1	1	.....	.....	.....	1	.....
Sudbury, Ont. ....	3	.....	.....	.....	3	3	.....	.....	2	1	.....
Temiskaming, Ont. ....	21	10	.....	.....	11	11	.....	.....	6	1	.....
Thunder Bay, Ont. ....	10	.....	.....	.....	10	8	2	.....	6	.....	2
Waterloo, Ont. ....	1	.....	.....	.....	1	1	.....	.....	1	.....	.....
Welland, Ont. ....	2	.....	.....	.....	2	2	.....	.....	2	.....	.....
Wentworth, Ont. ....	48	17	3	.....	28	22	2	4	17	7	.....
York, Ont. ....	75	25	2	.....	48	47	.....	1	15	15	1
Totals of Ontario.....	293	74	6	.....	213	195	12	6	114	34	5

## SESSIONAL PAPER No. 10c

Tableau I.

Outrages contre la personne.

Classe I.

Sentence.					Ages & Sexes.										Civil Condition.					
Penitentiary. — Pénitencier.			D'th  De mort	Com- mitted to Refor- matories.  En- voyés à la prison de Réfor- me.	Other Sen- tences.  Autres sen- tences.											État civil.				
Two years and under five.  Deux ans et m'ns de cinq.	Five years and over  Cinq ans et plus.	Life.  A vie.				Under 16 years.	16 years and under 21.	21 years and under 40	40 years and over.	Not given	Single	Mar- ried.	Wi- dowed.							
						Moins de 16 ans.	16 ans et moins de 21.	21 ans et moins de 40.	40 ans et plus.	Non- donné.										
						M	F	M	F	M				F	M	F	M	F		
												</								

## Voies de fait et lésions corporelles.—Suite.

2					7					18	3	4		4		10	16	1
								1								1		
										3						3		
1					1					1							1	
								1								1		
										1							1	
1	1				8	5				19	1	4	2	2	1	20	10	1
1										1						1		
1					1			2		3	1					4		
										2						2		
										8					1		3	
												1				5	3	
																	1	
4	1				10	5		3		39	2	5	2	2	2	36	19	1
					2					7	2	1		5		6	8	1
					1					4		3				2	5	
										2						1	1	
					4			1	1	4	1	1		2		3	5	
								2		4				1	1	5	1	
1					2					3							2	
2					2			2		5						6	1	
										1						1		
					3			1		2	1	1		1		5	1	
					5					1	1	3	1	1	1	1	5	
														1				
					1	1				3						3	3	
												1		1			1	
					1			1	1							1	1	
1										7	3	1		1		1	10	
								3		3		1				4	3	
					1					1		2					2	
					3	2		1		1						2	2	
											1	2				1	2	
											1						1	
										1						1	1	
										1						1		
										1				2		1		
2					2					10		1				7	4	
					1			1		8		1				4	6	
												1		1			1	
					4	3		2				1		1			1	
										19	1	1		2		17	9	
1					16			1		38		9				32	16	
7					1	52	6	15	2	126	10	34	1	17	2	104	93	1

Table I.

## Offences against the person.

## Class I.

Judicial Districts. in which offence was com- mitted. — Districts judi- ciaires où l'offense a été commise.	Number of Charges — Nombre d'accu- sations.	Ac- quit- ted. — Ac- quit- tés. — M. F.		De- tained for Lu- nacy. — De- tenus pour cause de folie.	Convictions. — Condemnations.				Sentence.		
					Total.	Con- victed 1st. — Con- dam- nés une fois.	Con- victed 2nd. — Con- dam- nés deux fois.	Reite- rated. — Plus de 2 réci- des. — Plus de 2 réci- des.	Committed to Jail. — Emprisonnés.		
									With the option of a fine. — Sur option entre la pri- son ou l'a- me'de	No Option. — Sans option.	
										Un- der one year. — Moins d'un an.	One year and over. — Un an et plus.

Aggravated assault and inflicting bodily harm—*Concluded.*

Manitoba, Central.....	5	2	1	3	3	1	1	1
Manitoba, Eastern.....	38	17	1	20	20	10	5	1
Battleford, Sask.....	1	..	..	1	1	1	..	..
Estevan, Sask.....	22	..	..	22	22	17	3	2
Kerr-Robert, Sask.....	1	..	..	1	1	..	..	..
Melville, Sask.....	6	..	..	6	6	4	2	..
Moose Jaw, Sask.....	4	2	..	2	2	1	1	..
Moosomin, Sask.....	1	..	..	1	1	1	..	..
Prince Albert, Sask.....	1	..	..	1	1	..	..	..
Saskatoon, Sask.....	1	..	..	1	1	1	..	..
Scott, Sask.....	2	..	..	2	2	1	1	..
Weyburn, Sask.....	4	..	..	4	4	2	2	..
Wynyard, Sask.....	3	..	..	3	2	1	1	..
Yorkton, Sask.....	1	1	..	..	..	..	..	..
Totals of Saskatchewan....	47	3	..	44	43	30	10	2
Athabaska, Alta.....	4	1	..	3	3	..	3	..
Calgary, Alta.....	8	1	..	7	7	6	..	..
Edmonton, Alta.....	4	1	..	3	3	2	..	..
Macleod, Alta.....	1	1	..	..	..	..	..	..
Medicine Hat, Alta.....	1	1	..	..	..	..	..	..
Red Deer, Alta.....	1	..	..	1	1	1	..	..
Stettler, Alta.....	1	1	..	..	..	..	..	..
Wetaskiwin, Alta.....	4	2	..	2	2	2	..	..
Totals of Alberta.....	24	8	..	16	16	11	3	..
Atlin, B.C.....	1	..	..	1	1	..	..	..
Cariboo, B.C.....	1	..	..	1	..	1	1	..
Kootenay, B.C.....	5	1	..	4	4	1	2	1
Vancouver, B.C.....	48	12	1	35	34	23	5	1
Victoria, B.C.....	4	..	..	4	4	1	2	1
Westminster, B.C.....	7	1	..	6	5	3	3	..
Totals of British Columbia..	66	14	1	51	48	28	13	3
Yukon.....	1	..	..	1	1	..	..	1
Totals of Canada.....	593	142	12	438	411	243	82	14

## Assaulting and obstructing police officer.

Queens, P.E.I.....	2	..	..	2	2	1	1	..
Antigonish, N.S.....	1	..	..	1	1	1	..	..
Cape Breton, N.S.....	14	..	..	14	14	5	4	..
Halifax, N.S.....	53	..	..	53	53	43	..	..
Pictou, N.S.....	7	1	..	6	6	6	..	..
Yarmouth, N.S.....	2	..	..	2	2	2	..	..

a 1 Nolle prosequi.

## SESSIONAL PAPER No. 10c

Tableau I.										Outrages contre la personne.										Classe I.		
Sentence.										Ages & Sexes.										Civil Condition.		
Penitentiary.					D'th.	Com- mitted to Refor- ma- to- ries.	Other Senten- ces.											État civil.				
Pénitencier.								Under 16 years.	16 years and under 21.	21 years and under 40.	40 years and over.	Not given.	Single	Mar- ried.	Wi- dowed							
Two years and un- der five.	Five years and over.	Life.	—	—				Moins de 16 ans.	16 ans et moins de 21.	21 ans et moins de 40.	40 ans et plus.	Non- donné.										
Deux ans et m'ns de cinq.	Cinq ans et plus.	A vie.	De mort	En- voyés à la prison de Réfor- me.				M. F	M. F.	M. F.	M. F.	M. F.										
					H. F	H. F.	H. F.	H. F.	H. F.	Céli- ba- taires	Ma- riés.	En veu- vage.										
Voies de fait et lésions corporelles—Fin.																						
					4	4	1	2	1		5	3										
								10	5			10										
								2		1	1											
								2		20												
								2		1	2											
								2		4	1											
					1			1		1												
								1			1											
								1	1	1												
								1	1	2												
									1	2												
					1			9	3	32	5	7										
					1		2	2	3	3	3	4										
					1			2		1	1	1										
										1												
										2												
					2		2	4	3	7	4	5										
								1				1										
								1				1										
								2														
								1														
								2	1													
								19	1	5	3	12										
								3		1	4											
							1	1	3	1	2	2										
					5		1	27	1	11	23	16										
										1		1										
					16	1		81	15	235	16	66	4									
											73	4										
											189	170	4									

## Voies de fait et faisant obstacle à un officier de la paix.

.....	.....	.....	.....	.....	.....	.....	.....	.....	.....	.....	.....	2	.....	.....	.....	.....	.....	.....
.....	.....	.....	.....	.....	.....	.....	.....	.....	.....	.....	.....	1	.....	.....	.....	.....	.....	.....
.....	.....	.....	.....	.....	7	.....	.....	.....	.....	6	.....	2	6	.....	8	.....	2	.....
.....	.....	.....	.....	.....	10	.....	.....	.....	.....	13	.....	1	36	1	8	.....	7	1
.....	.....	.....	.....	.....	.....	.....	.....	.....	.....	.....	.....	1	5	.....	.....	1	1	.....
.....	.....	.....	.....	.....	.....	.....	.....	.....	.....	1	.....	1	.....	.....	.....	1	1	.....

Table 1.

Offences against the person.

Class 1.

Judicial District in which offence was com- mitted. — Districts judi- ciaires où l'offense a été commise.	Number of Charges — Nombre d'accu- sations	Ac- quit- ted. — Ac- quit- tés.	De- tained for Lu- nacy. — Dé- tenus pour cause de folie.	Convictions. — Condamnations.				Sentence.			
								Committed to Jail. — Emprisonnés.			
				Total.	Con- victed 1st.	Con- victed 2nd.	Reite- rated.	With the option of a fine. — Sur option entre la pri- son ou l'a- m'nde	No Option. — Sans option.		
					— Con- dam- nés une fois.	— Con- dam- nés deux fois.	— Plus de 2 rédi- ves.		Un- der one year. — Moins d'un an.	One year and over. — Un an et plus.	
M.	F.										

Assaulting and obstructing police officer—Continued.

Totals of Nova Scotia.....	77	1	..	76	76	.....	.....	57	2	.....
Charlotte, N.B. ....	1	..	.....	1	1	.....	.....	1	.....	.....
Queen's, N.B. ....	1	..	.....	1	1	.....	.....	1	.....	.....
St. John, N.B. ....	21	..	.....	21	19	.....	2	21	2	.....
Westmoreland, N.B. ....	4	..	.....	4	4	.....	.....	2	2	.....
York, N.B. ....	8	..	.....	8	8	.....	.....	3	1	.....
Totals of New Brunswick...	35	..	.....	35	33	.....	2	27	3	.....
Beauharnois, Que. ....	1	..	.....	1	1	.....	.....	1	.....	.....
Gaspé, Que. ....	1	..	.....	1	1	.....	.....	1	.....	.....
Montreal, Que. ....	78	8	2	68	67	.....	1	58	2	.....
Ottawa, Que. ....	6	..	.....	6	6	.....	.....	6	.....	.....
Quebec, Que. ....	28	..	.....	28	28	.....	.....	28	.....	1
St. Francis, Que. ....	10	..	.....	10	10	.....	.....	9	.....	.....
Totals of Quebec.....	124	8	2	114	113	..	1	100	2	1
Algoma, Ont. ....	3	1	..	2	1	1	.....	.....	1	.....
Brant, Ont. ....	6	1	2	3	3	.....	.....	3	.....	.....
Carleton, Ont. ....	4	1	..	3	3	.....	.....	3	.....	.....
Frontenac, Ont. ....	3	..	.....	3	2	.....	1	2	.....	.....
Hastings, Ont. ....	1	..	.....	1	1	.....	.....	.....	1	.....
Kent, Ont. ....	4	..	.....	4	4	.....	.....	4	.....	.....
Lambton, Ont. ....	5	..	.....	5	5	.....	.....	4	.....	.....
Lanark, Ont. ....	1	1	..	.....	.....	.....	.....	.....	.....	.....
Lincoln, Ont. ....	2	1	..	1	1	.....	.....	.....	.....	.....
Northumberland & Durham, O. ....	1	..	.....	1	1	.....	.....	1	.....	.....
Ontario, Ont. ....	1	..	.....	1	.....	1	.....	.....	.....	.....
Parry Sound, Ont. ....	2	..	.....	2	2	.....	.....	1	1	.....
Perth, Ont. ....	2	..	.....	2	2	.....	.....	2	.....	.....
Renfrew, Ont. ....	1	..	.....	1	1	.....	.....	1	.....	.....
Simcoe, Ont. ....	1	..	.....	1	1	.....	.....	1	.....	.....
Sudbury, Ont. ....	3	..	.....	3	3	.....	.....	3	.....	.....
Temiskaming, Ont. ....	3	..	.....	3	3	.....	.....	2	1	.....
Thunder Bay, Ont. ....	2	..	.....	2	1	1	.....	.....	.....	1
Waterloo, Ont. ....	1	..	.....	1	1	.....	.....	1	.....	.....
Welland, Ont. ....	2	..	.....	2	2	.....	.....	2	.....	.....
Wellington, Ont. ....	1	..	.....	1	1	.....	.....	1	.....	.....
Wentworth, Ont. ....	12	2	..	10	10	.....	.....	8	1	.....
York, Ont. ....	27	13	.....	14	14	.....	.....	6	4	.....
Totals of Ontario.....	88	20	2	66	62	3	1	45	9	1
Manitoba, Central.....	1	..	.....	1	1	.....	.....	1	.....	.....
Manitoba, Eastern.....	12	..	.....	12	10	1	1	6	3	.....
Manitoba, Western.....	4	..	.....	4	4	.....	.....	3	.....	.....
Totals of Manitoba.....	17	..	.....	17	15	1	1	10	3	.....



Table 1.

## Offences against the person

Class 1.

Judicial District in which offence was com- mitted. — Districts judi- ciaires où l'offence a été commise.	Number of Charges — Nombre d'accu- sations.	Ac- quit- ted. — Ac- quit- tés.	De- tained for Lu- nacy. — Dé- tenus pour cause de folie.	Convictione. — Condamnations.				Sentence.		
								Committed to Jail..		
								Emprisonnés.		
								With the option of a fine — Sur option entre la pri- son ou l'a- mnde	No Option — Sans option.	
				Con- victed 1st. — Con- dam- nés une fois	Con- victed 2nd. — Con- dam- nés deux fois.	Reite- rated. — Plus de 2 rédi- ves.		Un- her one year — Moins d'un au.	one year and over — Un an et plus.	
Assaulting and obstructing police officer.— <i>Concluded.</i>										
Estevan, Sask.....	3			3	3			3		
Humboldt, Sask.....	3			3	3			3		
Kerr-Robert, Sask.....	1			1	1			1		
Melville, Sask.....	2			2	2			2		
Moose Jaw, Sask.....	1			1	1			1		
Prince Albert, Sask.....	3			3	3			3		
Saskatoon, Sask.....	3	1		2	2			2		
Swift Current, Sask.....	7			7	7			5	2	
Weyburn, Sask.....	7			6	6			4	2	
Totals of Saskatchewan ...	30		2	28	28			24	4	
Athabaska, Alta.....	4			4	4			3	1	
Bassano, Alta.....	1			1	1			1		
Calgary, Alta.....	5			5	4	1		4	1	
Edmonton, Alta.....	11			11	11			9		2
Macleod, Alta.....	2			2	2				2	
Medicine Hat, Alta.....	1			1	1			1		
Red Deer, Alta.....	6	1		5	5			5		
Wetaskiwin, Alta.....	2			2	2			1	1	
Totals of Alberta .....	32		1	31	30	1		24	5	2
Atlin, B.C.....	2			2	2				2	
Kootenay, B.C.....	9			9	8		1	4	4	1
Vancouver, B.C.....	1			1	1			1		
Westminster, B.C.....	3			3	3			2	1	
Yale, B.C.....	1			1	1				1	
Totals of British Columbia..	16			16	15		1	7	8	1
Yukon.....	1			1	1			1		
Totals of Canada.....	422	32	4	386	375	5	6	296	37	5

## Assault and Battery.

Annapolis, N.S.....	3	...	...	3	2	...	1	2	...
Antigonish, N.S.....	3	1	...	2	2	...	...	2	...
Cape Breton, N.S.....	4	1	...	3	2	1	...	...	3
Cumberland, N.S.....	1	...	...	1	1	...	...	1	...
Digby, N.S.....	2	...	...	2	2	...	...	2	...
Guysborough, N.S.....	2	1	...	1	1	...	...	1	...
Halifax, N.S.....	28	...	...	28	26	2	...	21	...
Hants, N.S.....	2	1	1	...	...	...	...	...	...
Inverness, N.S.....	1	...	...	1	1	...	...	1	...
King's, N.S.....	6	1	...	5	4	1	...	2	3
Pictou, N.S.....	10	1	...	9	5	2	2	1	3
Queen's, N.S.....	4	2	...	2	2	...	...	2	...
Victoria, N.S.....	2	...	...	2	2	...	...	1	...
Yarmouth, N.S.....	13	...	1	11	11	...	...	8	2

## SESSIONAL PAPER No. 10c

Tableau 1.													Outrages contre le personne.													Classe 1.		
Sentence.										Ages & Sexes.													Civil Condition — État civil					
Penitentiary. — Pénitencier.			D'th.  —  De mort	Com- mit- ted to Refor- ma- tories.  —  En- vovés à la prison de Réfor- mè.	Other Sen- tences.  —  Autres sen- tence.	Under 16 years. — Moins de 16 ans.										16 years and under 21. — 16 ans et moins de 21.		21 years and under 40. — 21 ans et moins de 40.		40 years and over. — 40 ans et plus.		Not given. — Non donné.		Single  —  Céli- ba- taires.	Mar- ried.  —  Ma- riés.	Wi- dowed  —  En veu- vage.		
Two years and un- der five. — Deux ans et m'ns de cinq.	Five years and over. — Cinq ans et plus.	Life.  —  Avie																										
						M.	F.	M.	F.	M.	F.	M.	F.	M.	F.	M.	F.	M.	F.									
						H.	F.	H.	F.	H.	F.	H.	F.	H.	F.	H.	F.											

Voies de fait et faisant obstacle à un officier de la paix.—Fin.

--	--	--	--	--	--	--	--	--	--	--	--	--	--	--	--	--	--	--	--	--	--	--	--	--	--	--	--	--	--	--	--	--	--	--	--	--	--	--	--	--	--	--	--	--	--	--	--	--	--	--	--	--	--	--	--	--	--	--	--	--	--	--	--	--	--	--	--	--	--	--	--	--	--	--	--	--	--	--	--	--	--	--	--	--	--	--	--	--	--	--	--	--	--	--	--	--	--	--	--	--	--	--	--	--	--	--	--	--	--	--	--	--	--	--	--	--	--	--	--	--	--	--	--	--	--	--	--	--	--	--	--	--	--	--	--	--	--	--	--	--	--	--	--	--	--	--	--	--	--	--	--	--	--	--	--	--	--	--	--	--	--	--	--	--	--	--	--	--	--	--	--	--	--	--	--	--	--	--	--	--	--	--	--	--	--	--	--	--	--	--	--	--	--	--	--	--	--	--	--	--	--	--	--	--	--	--	--	--	--	--	--	--	--	--	--	--	--	--	--	--	--	--	--	--	--	--	--	--	--	--	--	--	--	--	--	--	--	--	--	--	--	--	--	--	--	--	--	--	--	--	--	--	--	--	--	--	--	--	--	--	--	--	--	--	--	--	--	--	--	--	--	--	--	--	--	--	--	--	--	--	--	--	--	--	--	--	--	--	--	--	--	--	--	--	--	--	--	--	--	--	--	--	--	--	--	--	--	--	--	--	--	--	--	--	--	--	--	--	--	--	--	--	--	--	--	--	--	--	--	--	--	--	--	--	--	--	--	--	--	--	--	--	--	--	--	--	--	--	--	--	--	--	--	--	--	--	--	--	--	--	--	--	--	--	--	--	--	--	--	--	--	--	--	--	--	--	--	--	--	--	--	--	--	--	--	--	--	--	--	--	--	--	--	--	--	--	--	--	--	--	--	--	--	--	--	--	--	--	--	--	--	--	--	--	--	--	--	--	--	--	--	--	--	--	--	--	--	--	--	--	--	--	--	--	--	--	--	--	--	--	--	--	--	--	--	--	--	--	--	--	--	--	--	--	--	--	--	--	--	--	--	--	--	--	--	--	--	--	--	--	--	--	--	--	--	--	--	--	--	--	--	--	--	--	--	--	--	--	--	--	--	--	--	--	--	--	--	--	--	--	--	--	--	--	--	--	--	--	--	--	--	--	--	--	--	--	--	--	--	--	--	--	--	--	--	--	--	--	--	--	--	--	--	--	--	--	--	--	--	--	--	--	--	--	--	--	--	--	--	--	--	--	--	--	--	--	--	--	--	--	--	--	--	--	--	--	--	--	--	--	--	--	--	--	--	--	--	--	--	--	--	--	--	--	--	--	--	--	--	--	--	--	--	--	--	--	--	--	--	--	--	--	--	--	--	--	--	--	--	--	--	--	--	--	--	--	--	--	--	--	--	--	--	--	--	--	--	--	--	--	--	--	--	--	--	--	--	--	--	--	--	--	--	--	--	--	--	--	--	--	--	--	--	--	--	--	--	--	--	--	--	--	--	--	--	--	--	--	--	--	--	--	--	--	--	--	--	--	--	--	--	--	--	--	--	--	--	--	--	--	--	--	--	--	--	--	--	--	--	--	--	--	--	--	--	--	--	--	--	--	--	--	--	--	--	--	--	--	--	--	--	--	--	--	--	--	--	--	--	--	--	--	--	--	--	--	--	--	--	--	--	--	--	--	--	--	--	--	--	--	--	--	--	--	--	--	--	--	--	--	--	--	--	--	--	--	--	--	--	--	--	--	--	--	--	--	--	--	--	--	--	--	--	--	--	--	--	--	--	--	--	--	--	--	--	--	--	--	--	--	--	--	--	--	--	--	--	--	--	--	--	--	--	--	--	--	--	--	--	--	--	--	--	--	--	--	--	--	--	--	--	--	--	--	--	--	--	--	--	--	--	--	--	--	--	--	--	--	--	--	--	--	--	--	--	--	--	--	--	--	--	--	--	--	--	--	--	--	--	--	--	--	--	--	--	--	--	--	--	--	--	--	--	--	--	--	--	--	--	--	--	--	--	--	--	--	--	--	--	--	--	--	--	--	--	--	--	--	--	--	--	--	--	--	--	--	--	--	--	--	--	--	--	--	--	--	--	--	--	--	--	--	--	--	--	--	--	--	--	--	--	--	--	--	--	--	--	--	--	--	--	--	--	--	--	--	--	--	--	--	--	--	--	--	--	--	--	--	--	--	--	--	--	--	--	--	--	--	--	--	--	--	--	--	--	--	--	--	--	--	--	--	--	--	--	--	--	--	--	--	--	--	--	--	--	--	--	--	--	--	--	--	--	--	--	--	--	--	--	--	--	--	--	--	--	--	--	--	--	--	--	--	--	--	--	--	--	--	--	--	--	--	--	--	--	--	--	--	--	--	--	--	--	--	--	--	--	--	--	--	--	--	--	--	--	--	--	--	--	--	--	--	--	--	--	--	--	--	--	--	--	--	--	--	--	--	--	--	--	--	--	--	--	--	--	--	--	--	--	--	--	--	--	--	--	--	--	--	--	--	--	--	--	--	--	--	--	--	--	--	--	--	--	--	--	--	--	--	--	--	--	--	--	--	--	--	--	--	--	--	--	--	--	--	--	--	--	--	--	--	--	--	--	--	--	--	--	--	--	--	--	--	--	--	--	--	--	--	--	--	--	--	--	--	--	--	--	--	--	--	--	--	--	--	--	--	--	--	--	--	--	--	--	--	--	--	--	--	--	--	--	--	--	--	--	--	--	--	--	--	--	--	--	--	--	--	--	--	--	--	--	--	--	--	--	--	--	--	--	--	--	--	--	--	--	--	--	--	--	--	--	--	--	--	--	--	--	--	--	--	--	--	--	--	--	--	--	--	--	--	--	--	--	--	--	--	--	--	--	--	--	--	--	--	--	--	--	--	--	--	--	--	--	--	--	--	--	--	--	--	--	--	--	--	--	--	--	--	--	--	--	--	--	--	--	--	--	--	--	--	--	--	--	--	--	--	--	--	--	--	--	--	--	--	--	--	--	--	--	--	--	--	--	--	--	--	--	--	--	--	--	--	--	--	--	--	--	--	--	--	--	--	--	--	--	--	--	--	--	--	--	--	--	--	--	--	--

Aggression avec voies de fait.

...	...	...	...	...	...	1	...	...	2	...	1	...	...	1	2	...	...	...
...	...	...	...	...	...	...	...	...	1	...	1	...	...	1	1	...	...	...
...	...	...	...	...	...	...	...	...	2	...	1	...	...	1	2	...	...	...
...	...	...	...	...	...	...	...	...	...	...	1	...	...	...	1	...	...	...
...	...	...	...	...	...	...	...	...	1	...	1	...	...	1	1	...	...	...
...	...	...	...	...	...	...	...	...	...	...	1	...	...	1	1	...	...	...
...	...	...	...	...	...	7	3	4	...	11	1	5	...	2	2	18	10	...
...	...	...	...	...	...	...	...	...	...	...	...	...	...	...	...	...	...	...
...	...	...	...	...	...	...	...	...	...	...	...	...	...	...	...	1	...	...
...	...	...	...	...	...	...	1	...	...	...	...	...	...	...	2	2	1	...
1	...	...	...	...	...	4	...	2	...	3	...	1	...	...	8	1	...	...
...	...	...	...	...	...	...	...	...	6	...	1	...	...	...	1	1	...	...
...	...	...	...	...	...	1	...	...	2	...	...	...	...	...	1	1	...	...
...	...	...	...	...	...	1	...	1	...	...	2	...	...	...	3	2	...	...
...	...	...	...	...	...	...	...	...	2	2	6	...	...	...	...	7	...	1

Table 1.										Offences against the person.				Class 1.	
Judicial Districts in which offence was com- mitted. — Districts judi- ciaires où l'offense a été commise.		Number of Charges — Nombre d'accu- sations.	Ac- quit- ted. — Ac- quit- tés.	De- tained for Lu- nacy. — Dé- tenus pour cause de folie.	Convictions. — Condemnations.				Sentence. — Committed to Jail. — Emprisonnés.						
					Total.	Con- victed 1st.	Con- victed 2nd.	Reite- rated.	With the option of a fine. — Sur option entre la pri- son ou l'a- mende	No Option. — Sans option.					
						Con- dam- nés une fois.	Con- dam- nés deux fois.	Plus de 2 rédi- ves.		Un- der one year. — Moins d'un an.	One year and over. — Un an et plus.				

## Assault and battery—Continued.

Totals of Nova Scotia.....	81	8	2	1	70	61	6	3	44	11	.....
Charlotte, N.B.....	1				1		1			1	
King's, N.B.....	7	a2			1	1			1		
Northumberland, N.B.....	1				1	1					
St. John, N.B.....	2				2	2			1		
Victoria, N.B.....	2	1			1	1				1	
Westmorland, N.B.....	1				1	1				1	
York, N.B.....	5				5	5			3	1	
Totals of New Brunswick...	19	3	4	.....	12	11	1	...	5	4	...
Beauharnois, Que.....	2				2	2			2		
Bedford, Que.....	1				1	1					
Iberville, Que.....	3				3	2	1		2		
Kamouraska, Que.....	1				1	1				1	
Montreal, Que.....	160	49	2	m2	107	102	3	2	69	17	1
Ottawa, Que.....	36	4	2		30	11	18	1	16	11	
Quebec, Que.....	1				1	1					
Richelieu, Que.....	1				1	1					
St. Francis, Que.....	2				2	2			2		
St. Hyacinthe, Que.....	3				3	3			2	1	
Terrebonne, Que.....	3				3	3				2	
Three Rivers, Que.....	9	3			6	5	1		1	5	
Totals of Quebec.....	222	56	4	2	160	134	23	3	94	37	1
Algoma, Ont.....	2				2	2			2		
Brant, Ont.....	37	9	4		24	23	1		19		
Bruce, Ont.....	9		1		8	5	1	2	7	1	
Elgin, Ont.....	5	1	m1		3	2		1			
Essex, Ont.....	7	2			5	4	1		3		
Frontenac, Ont.....	12	7			5	5			3	1	
Grey, Ont.....	1				1	1			1		
Haldimand, Ont.....	1				1	1			1		
Halton, Ont.....	6	1			5	5			5		
Hastings, Ont.....	2		1		1	1			1		
Huron, Ont.....	1				1	1			1		
Kenora, Ont.....	1				1	1			1		
Kent, Ont.....	20	6			14	9	1	4	12	2	
Lambton, Ont.....	5				5	5			1		
Lanark, Ont.....	5				5	5			4		
Leeds & Grenville, Ont.....	4	1			3	3			3		
Lennox and Addington, Ont.....	10	1			9	7	1	1	3		
Lincoln, Ont.....	13	1			12	10	2		10		
Muskoka, Ont.....	7				7	7			7		
Nipissing, Ont.....	19	3			16	16			15	1	
Norfolk, Ont.....	14	7	2		5	5			4		
Northumberland & Durham, Ont..	8	4	1		3	3			3		
Ontario, Ont.....	11	1			10	7	2	1	5		

\* 1 Jury disagreed—Le jury ne s'est pas accordé.

## SESSIONAL PAPER No. 10c

Tableau I.										Outrages contre la personne.										Classe 1.		
Sentence.										Ages & Sexes.										Civil Condition. — État civil.		
Penitentiary. — Pénitencier.			D'th.  De mort.	Com- mitted to Refor- ma- to- ries.  En- voyés à la prison de Réfor- me.	Other Senten- ces.  Autres senten- ces.	Under 16 years. — Moins de 16 ans.		16 years and under 21. — 16 ans et moins de 21.		21 years and under 40. — 21 ans et moins de 40.		40 years and over. — 40 ans et plus.		Not given. — Non- donné.		Single  —  Céli- ba- taires.	Mar- ried.  —  Mari- és.	Wi- dowed  —  En veu- vage.				
Two years and un- der five. — Deux ans et m'ns de cinq.	Five years and over. — Cinq ans et plus.	Life.  —  A vie.				M.	F.	M.	F.	M.	F.	M.	F.	M.	F.				M.	F.		

## Aggression avec voies de fait—Suite.

1					14	3	5	4		30	3	21		2	2	36	32	2
														1		1	1	
					1					1				1		1		
					1					2						2		
												1					1	
					1					1		1		4		1		
					3					4		2		6		5	2	
														2				
					1					1							1	
					1					2		1					3	
3					17	6		7		31	1	14		42	6	39	24	1
					3	1		6		18	2	3				16	14	
					1					1						1		
										2		1				1	1	
					1					1	1	1		3		1	2	
								1		3	1	1				1	4	1
3					25	7		14		60	5	21		47	6	59	51	2
														2			1	
					5			2		13	3	4	2			7	16	
					3	3				5		2	1			1	7	
																3		
					1	1				5		1				3	2	
										3						1		
										1						1		
										3		2				4	1	
										1		1				1	1	
										1							1	
						2				1				2		7	5	
					4					7		3					5	
					1					1	1	3					4	
										4		1				1	2	
										2		1				1	4	
					6					5		1	3				8	
					2					7	1	4				8	4	
										2				4	1	2	3	
					1	1		2		7	1	6				9	7	
										2		1				4	1	
										1						2	1	
					5		3		1	3	2	1				5	5	

8 GEORGE V, A. 1918

Table 1. Offences against the person Class 1.

Judicial Districts, in which offence was com- mitted.  Districts judi- ciaires où l'offense a été commise.	Number of Charges  —  Nombre d'accu- sations.	Ac- quit- ted.  —  Ac- quit- tés.  —  M. F.	De- tained for Lu- nacy.  —  Dé- tenus pour cause de folie.	Convictions. — Condemnations.				Sentence. — Committed to Jail. — Emprisonnés.			
				Total.	Con- victed 1st.  —  Con- dam- nés une fois.	Con- victed 2nd.  —  Con- dam- nés deux fois.	Reite- rated.  —  Plus de 2 rédi- ves.	With the option of a fine. — Sur option entre la pri- son ou l'a- m'nde	No Option.		
									—  		

## SESSIONAL PAPER No. 10c

[illegible]Agression avec voies de fait—*Suite.*[illegible]

Table 1.

## Offences against the person.

Class 1.

Judicial District in which offence was com- mitted.  — District judi- ciaires où l'offense a été commise.	Number of Charges  —  Nombre d'accu- sations.	Ac- quit- ted.  —  Ac- quit- tés.	De- tained for Lu- nacy.  —  Dé- tenus pour cause de folie.	Convictions. — Condemnations.				Sentence.		
				Total.	Con- victed 1st.	Con- victed 2nd.	Reite- rated.	Committed to Jail. — Emprisonnés.		
					—	—	—	With the option of a fine. — Sur option entre la pri- son ou l'a- m'nde	Sans option.	
					Con- dam- nés une fois.	Con- dam- nés deux fois.	Plus de 2 rédi- ves.		Un- der one year. — Moins d'un an.	One year and over. — Un an et plus.
		M.	F.							

Assault and battery—*Concluded.*

Totals of Alberta. ....	75	18	..	..	57	57	.....	..	36	5	.....
Atlin, B.C. ....	12	...	...	...	12	11	1	.....	8	3	.....
Cariboo, B.C. ....	14	2	...	...	12	11	1	.....	11	...	.....
Kootenay, B.C. ....	35	5	...	fl	29	28	1	.....	21	1	.....
Nanaimo, B.C. ....	1	...	...	...	1	1	...	.....	1	...	.....
Vancouver, B.C. ....	10	5	...	...	5	5	...	.....	4	1	.....
Victoria, B.C. ....	3	1	...	...	2	2	...	.....	2	...	.....
Yale, B.C. ....	16	...	...	...	16	16	...	.....	13	3	.....
Totals of British Columbia. ..	91	13	..	1	77	74	3	..	60	8	.....
Totals of Canada. ....	1,168	199	34	5	930	848	55	27	684	98	4

## Endangering railway passengers.

Halifax, N.S. ....	18	...	...	...	18	18	.....	.....	8	1	.....
Restigouche, N.B. ....	1	...	...	...	1	1	.....	.....	...	...	.....
Montreal, Que. ....	3	...	...	...	3	3	.....	.....	...	...	.....
Leeds and Grenville, Ont. ....	1	...	...	...	1	1	.....	.....	...	...	.....
Nipissing, Ont. ....	1	...	...	...	1	1	.....	.....	1	...	.....
Renfrew, Ont. ....	1	...	...	...	1	1	.....	.....	...	...	.....
Simcoe, Ont. ....	2	...	...	...	2	2	.....	.....	...	...	.....
York, Ont. ....	7	...	...	...	7	2	3	2	2	...	.....
Manitoba, Central ....	2	...	...	...	2	2	.....	.....	...	2	.....
Manitoba, Eastern ....	4	...	...	...	4	4	.....	.....	...	...	.....
Totals of Canada. ....	40	...	...	...	40	35	3	2	11	3	.....

## Refusing or neglecting to support family.

Cape Breton, N.S. ....	4	3	...	...	1	1	.....	.....	...	1	.....
Halifax, N.S. ....	2	...	...	...	2	2	.....	.....	...	1	.....
Victoria, N.B. ....	1	1	...	...	...	...	.....	.....	...	...	.....
Arthabaska, Que. ....	1	1	...	...	...	...	.....	.....	...	...	.....
Bedford, Que. ....	1	...	...	...	1	1	.....	.....	...	...	.....
Montreal, Que. ....	23	12	...	...	11	11	.....	.....	...	3	.....
Ottawa, Que. ....	2	1	...	...	1	...	1	.....	...	...	.....
St. Francis, Que. ....	17	8	1	...	8	7	.....	1	1	1	.....
Totals of Quebec. ....	44	22	1	...	21	19	1	1	1	4	...
Brant, Ont. ....	6	3	...	...	3	3	.....	.....	2	...	.....
Elgin, Ont. ....	3	...	...	...	3	1	.....	2	...	...	.....



8 GEORGE V, A. 1918

Table 1.

Offences against the person.

Class I.

Judicial Districts, in which offence was com- mitted. — Districts judi- ciaires où l'offense a été commise.	Number of Charges  — Nombre d'accu- sations	Ac- quit- ted.  — Ac- quit- tés.	De- tained for Lu- nacy.  — Dé- tenus pour cause de folie.	Convictions. — Condemnations.				Sentence.			
								Committed to Jail. — Emprisonnés.			
				Total.	Con- victed 1st.	Con- victed 2nd.	Reite- rated.	With the option of a fine.	No Option. — Sans option.		
					—	—	—	—	Sur option entre la pri- son ou l'a- m'nde	Un- der one year.	One year and over.
					Con- dam- nés une fois.	Con- dam- nés deux fois.	Plus de 2 rédi- ves.	Moins d'un an.		Un an et plus.	
M.	F.										

Refusing or neglecting to support family—*Concluded.*

Essex Ont.....	3	...	...	3	3	...	...	...	3	...
Haldimand, Ont.....	1	...	...	1	1	...	...	...	...	...
Hastings, Ont.....	2	...	...	2	2	...	...	...	...	...
Kenora, Ont.....	1	1	...	...	...	...	...	...	...	...
Kent, Ont.....	4	...	...	4	3	1	...	...	...	...
Lambton, Ont.....	1	...	...	1	1	...	...	...	1	...
Lincoln, Ont.....	2	...	...	2	2	...	...	...	1	...
Nipissing, Ont.....	1	...	...	1	1	...	...	...	...	...
Ontario, Ont.....	4	...	...	4	3	1	...	2	...	...
Parry Sound, Ont.....	6	3	...	3	3	...	...	1	...	...
Perth, Ont.....	3	2	...	1	1	...	...	1	...	...
Prescott and Russell, Ont.....	1	1	...	...	...	...	...	...	...	...
Prince Edward, Ont.....	6	...	...	6	4	2	...	...	...	...
Simcoe, Ont.....	2	...	...	2	2	...	...	...	...	...
Thunder Bay, Ont.....	1	1	...	...	...	...	...	...	...	...
Waterloo, Ont.....	3	...	...	3	2	1	...	...	...	2
Welland, Ont.....	4	2	...	2	2	...	...	...	...	...
York, Ont.....	60	41	...	19	19	...	...	...	2	...
Totals of Ontario.....	114	54	...	60	53	5	2	6	7	2
Dauphin, Man.....	1	...	...	1	1	...	...	...	...	...
Manitoba, Eastern.....	3	1	...	2	1	...	1	1	...	...
Manitoba, Western.....	4	1	...	3	2	1	...	...	...	...
Moose Jaw, Sask.....	3	2	...	1	...	1	...	1	...	...
Calgary, Alta.....	5	3	...	2	2	...	...	...	...	...
Cariboo, B.C.....	1	...	...	1	1	...	...	...	...	...
Kootenay, B.C.....	2	...	...	2	2	...	...	...	...	...
Totals of Canada.....	184	87	1	96	84	8	4	9	13	2

Procuration.

York, N.B.....	1	1	...	...	...	...	...	...	...	...
Montreal, Que.....	4	1	1	...	2	2	...	...	1	...
Quebec, Que.....	4	...	...	...	4	3	1	1	1	...
St. Francis, Que.....	3	...	...	...	3	1	1	1	...	...
Carleton, Ont.....	4	2	...	...	2	2	...	...	1	...
Essex, Ont.....	1	...	...	...	1	1	...	1	...	...
Huron, Ont.....	1	...	...	...	1	1	...	1	...	...
Lanark, Ont.....	1	1	...	...	...	...	...	...	...	...
Sudbury, Ont.....	1	...	...	...	1	1	...	...	...	...
Welland, Ont.....	2	1	...	...	1	1	...	...	...	...
Wentworth, Ont.....	2	1	1	...	...	...	...	...	...	...
York, Ont.....	6	1	2	...	3	3	...	...	2	...

## SESSIONAL PAPER No. 10c

Tableau 1.

Outrages contre la personne.

Classe 1.

Sentence.					Ages & Sexes.										Civil Condition.			
Penitentiary. — Pénitencier.			D'th.  De mort.	Com- mit- ted to Refor- ma- to- ries  En- voyés à la prison de Réfor- me.	Other Senten- ces.  Autres Senten- ces.											État civil.		
Two years and un- der five.  Deux ans et m <sup>ns</sup> de cinq.	Five years and over.  Cinq ans et plus.	Life.  —  A vie				Under 16 years.	16 years and under 21.	21 years and under 40.	40 years and over.	Not given.		Singl  —  Cél- ba- taire.	Mar- ried.  —  Ma- riés.	Wi- dowed  —  En veu- vage.				
						Moins de 16 ans.	16 ans et moins de 21.	21 ans et moins de 40.	40 ans et plus.	Non- donné.								
						M.	F.	M.	F.	M.	F.				M.	F.	M.	F.

Refus ou négligence de pourvoir aux besoins de la famille—Fin.

.....	.....	.....	.....	.....	.....	.....	.....	.....	.....	3	.....	.....	.....	.....	.....	.....	3	.....
.....	.....	.....	.....	.....	1	.....	.....	.....	.....	1	.....	.....	.....	.....	.....	.....	1	.....
.....	.....	.....	.....	.....	2	.....	.....	.....	.....	1	.....	1	.....	.....	.....	.....	2	.....
.....	.....	.....	.....	.....	4	.....	.....	.....	.....	1	.....	3	.....	.....	.....	.....	4	.....
.....	.....	.....	.....	.....	1	.....	.....	.....	.....	1	.....	1	.....	1	.....	.....	1	.....
.....	.....	.....	.....	.....	1	.....	.....	.....	.....	4	.....	.....	1	.....	.....	.....	2	.....
.....	.....	.....	.....	.....	2	.....	.....	.....	.....	1	.....	.....	.....	.....	.....	.....	4	.....
.....	.....	.....	.....	.....	2	.....	.....	.....	.....	1	.....	1	.....	1	.....	.....	3	.....
.....	.....	.....	.....	.....	6	.....	.....	.....	.....	2	.....	1	.....	.....	.....	.....	1	.....
.....	.....	.....	.....	.....	2	.....	.....	.....	.....	2	.....	3	.....	.....	.....	.....	2	.....
.....	.....	.....	.....	.....	1	.....	.....	.....	.....	2	.....	1	.....	.....	.....	.....	3	.....
.....	.....	.....	.....	.....	2	.....	.....	.....	.....	2	.....	2	.....	.....	.....	.....	2	.....
.....	.....	.....	.....	.....	17	.....	.....	1	.....	13	.....	5	.....	.....	.....	1	18	.....
.....	.....	.....	.....	.....	45	.....	.....	1	.....	37	.....	18	.....	3	.....	1	58	.....
.....	.....	.....	.....	.....	1	.....	.....	.....	.....	1	.....	1	.....	.....	.....	.....	1	.....
.....	.....	.....	.....	.....	3	.....	.....	.....	.....	2	.....	1	.....	1	.....	.....	2	.....
.....	.....	.....	.....	.....	.....	.....	.....	.....	.....	.....	.....	1	.....	.....	.....	.....	2	.....
.....	.....	.....	.....	.....	2	.....	.....	.....	.....	1	.....	1	.....	.....	.....	.....	2	.....
.....	.....	.....	.....	.....	1	.....	.....	.....	.....	.....	.....	1	.....	.....	.....	.....	1	.....
.....	.....	.....	.....	.....	2	.....	.....	.....	.....	.....	.....	1	1	.....	.....	.....	2	.....
.....	.....	.....	.....	.....	72	.....	.....	1	.....	52	.....	28	3	8	.....	1	87	2

Embauchage immoral.

.....	.....	.....	.....	.....	.....	.....	.....	.....	.....	.....	.....	.....	.....	.....	.....	.....	.....	.....
.....	.....	.....	.....	.....	1	.....	.....	1	.....	.....	.....	1	.....	.....	1	.....	.....	.....
.....	.....	.....	.....	.....	2	.....	.....	2	.....	1	1	.....	.....	.....	4	.....	.....	.....
1	.....	.....	.....	.....	2	.....	.....	.....	.....	.....	3	.....	.....	.....	.....	.....	3	.....
.....	.....	.....	.....	.....	1	.....	.....	.....	.....	1	1	.....	.....	.....	.....	.....	2	.....
.....	.....	.....	.....	.....	.....	.....	.....	.....	1	.....	.....	.....	.....	.....	1	.....	.....	.....
.....	.....	.....	.....	.....	.....	.....	.....	.....	.....	.....	.....	.....	.....	1	1	.....	.....	.....
1	.....	.....	.....	.....	.....	.....	.....	.....	1	.....	.....	.....	.....	.....	.....	.....	1	.....
1	.....	.....	.....	.....	.....	.....	.....	.....	1	.....	.....	.....	.....	.....	.....	.....	.....	.....
.....	.....	.....	.....	.....	1	.....	.....	1	.....	1	.....	.....	.....	.....	.....	1	2	.....

8 GEORGE V, A. 1918

Table I.

Offences against the person.

Class I.

Judicial Districts in which offence was com- mitted. — Districts judi- ciaires où l'offense a été commise.	Number of Charges — Nombre d'accu- sations.	Ac- quit- ted. — Ac- quit- tés. — M. F.	De- tained for Lu- nacy. — Dé- tenus pour cause de folie.	Convictions. — Condamnations.				Sentence.		
								Committed to Jail. — Emprisonnés.		
								With the option of a fine. — Sur option entre la pri- son ou l'a- mnde	No option. — Sans option.	
				Total.				Con- victed 1st. — Con- dam- nés une fois.	Con- victed 2nd. — Con- dam- nés deux fois.	Reite- rat-d. — Plus de 2 récidi- ves.

## Procuration—Concluded.

Totals of Ontario.....	18	6	3	9	9			2	3	
Manitoba Eastern.....	1	..	..	1			1		1	
Moose Jaw, Sask.....	1	..	..	1	1					
Moosomin, Sask.....	1	1	..							
Calgary, Alta.....	2	1	..	1	1					
Edmonton, Alta.....	8	2	2	4	4				1	
Vancouver, B.C.....	9	6	..	3	2	1				
Yale, B.C.....	1	..	..	1	1					1
Totals of Canada.....	53	18	6	29	24	3	2	3	7	1

## Other offences against the person.

Annapolis, N.S.....	1	..	1							
Halifax, N.S.....	1	..	..	1	1					
Montmagny, Que.....	2	..	..	2	2				1	
Montreal, Que.....	22	16	1	5	5					
Three Rivers, Que.....	1	..	..	1		1		1		
Algoma, Ont.....	4	2	..	2	2			2		
Brant, Ont.....	1	..	..	1	1			1		
Bruce, Ont.....	3	..	..	3	3				1	
Elgin, Ont.....	1	..	..	1	1				1	
Haldimand, Ont.....	1	..	..	1	1					
Huron, Ont.....	1	1	..							
Norfolk, Ont.....	1	1	..							
Northumberland & Durham, Ont..	1	..	1							
Peel, Ont.....	2	..	..	2	1	1				
Peterborough, Ont.....	1	..	1							
Stormont, D'das & Glengarry, Ont.	1	..	..	1		1				
Waterloo, Ont.....	1	..	..	1	1					
York, Ont.....	2	..	..	2	2			1	1	
Totals of Ontario.....	20	4	2	14	12	2		4	3	
Dalphin, Man.....	1	1	..							
Manitoba, Eastern.....	4	4	..							
Cannington, Sask.....	1	..	..	1	1				1	
Melville, Sask.....	1	..	..	1	1				1	
Moose Jaw, Sask.....	1	..	..	1	1					
Regina, Sask.....	1	..	..	1	1					1
Swift Current, Sask.....	2	..	..	2	2			2		
Totals of Saskatchewan.....	6	..	..	6	6			2	2	1

## SESSIONAL PAPER No. 10c

Tableau 1.												Outrages contre la personne.										Classe 1.		
Sentence.												Ages & Sexes.										Civil Conditions. — État civil.		
Penitentiary. — Pénitencier.			D'th.  De mort.	Com- mit- ted to Refor- ma- to- ries.  En- voyés à la prison de Ré- forme.	Other Senten- ces.  Autres sen- tences.	Under 16 years. — Moins le 15 ans.		16 years and under 21. — 16 ans et moins de 21.		21 years and under 40. — 21 ans et moins de 40.		40 years and over. — 40 ans et plus.		Not given. — Non donné.		Single  C ba- taires	Mar- ried.  Ma- riés.	Wi- dowed  —  En veu- vage.						
Two years and under five. — Deux ans et m'ns de inq.	Five years and over. — Cinq ans et plus.	Life.  A vie.				M.	F.	M.	F.	M.	F.	M.	F.	M.	F.				M.	F.				

## Embauchage immoral—Fin.

2				1	1			1		4	2	1		1		4	5	
										1							1	
1										1							1	
1										1						1		
3										2	1	1				3	1	
1					2					2	1					1	2	
										1						1		
9				1	8			4		11	6	6		2		15	13	

## Divers autres outrages contre la personne.

					1						1					1		
					1									2		1		1
					5					1							1	
										2						1	1	
										1							1	
					2					1	2	1					2	1
					1								1			1		
					2								2			2		
										1						1		
					1					1						1		
										2						1	1	
	1				6			1	7	2	1		3			8	5	1
														1				
					1			1		1						1	1	
										1							1	
														2				
					1			1		2				3		1	2	

Table I.

## Offences against property with violence

Class II.

Judicial Districts in which offence was com- mitted.  Districts judi- ciaires où l'offense a été commise.	Number of Charges  —  Nombre d'accu- sations.	Ac- quit- ted.  —  Ac- quit- tés.		De- tained for Lu- nacy.  —  Dé- tenus pour cause de folie.	Convictions. — Condemnations.				Sentence.		
					Total.	Con- victed 1st.	Con- victed 2nd.	Reite- rated.	Committed to Jail.		
									Emprisonnés.		
									With the option of a fine.	No Option.	—
		M.	F.		— Con- dam- nés une fois.	— Con- dam- nés deux fois.	— Plus de 2 réci- des.		— Sur option entre la pri- son ou l'a- m'nde	— Sans option.	—
									Un- der one year.	— Moins d'un an.	One year and over. — Un an et plus.

Other offences against the person.—*Concluded.*

Calgary, Alta. ....	4	1	...	...	3	2	1	...	1	1	...
Stettler, Alta. ....	1	...	...	...	1	1	...	...	...	...	...
Victoria, B.C. ....	2	a2	...	...	...	...	...	...	...	...	...
Totals of Canada.....	65	28	4	...	33	29	4	...	8	7	1

## Offences against property with violence.

Class II.

## Burglary, house and shop-breaking.

Queen's, P.E.I. ....	5	...	...	...	5	4	...	1	...	...	...
Annapolis, N.S. ....	2	...	...	...	2	2	...	...	...	...	...
Cape Breton, N.S. ....	8	2	...	...	6	5	1	...	...	1	...
Digby, N.S. ....	4	1	...	...	3	3	...	...	...	...	...
Guysborough, N.S. ....	1	1	...	...	...	...	...	...	...	...	...
Halifax, N.S. ....	26	4	...	...	22	16	4	2	...	3	...
Lunenburg, N.S. ....	1	...	...	...	1	1	...	...	...	...	...
Pictou, N.S. ....	2	...	...	...	2	2	...	...	...	...	...
Yarmouth, N.S. ....	5	2	...	...	3	3	...	...	...	...	...
Totals of Nova Scotia .....	49	10	...	...	39	32	5	2	...	4	...
Northumberland, N.B. ....	12	a1	...	...	11	5	6	...	...	...	...
Queen's, N.B. ....	4	...	...	...	4	4	...	...	...	...	...
Restigouche, N.B. ....	1	...	...	...	1	1	...	...	...	...	...
St. John, N.B. ....	4	...	...	...	4	4	...	...	...	...	...
Westmorland, N.B. ....	11	3	...	...	8	8	...	...	...	3	...
York, N. B. ....	3	...	...	...	3	1	...	2	...	1	...
Totals of New Brunswick.....	35	4	...	...	31	23	6	2	...	4	...
Beauharnois, Que. ....	4	...	...	...	4	3	...	1	...	...	...
Bedford, Que. ....	7	...	...	...	7	7	...	...	...	2	...
Iberville, Que. ....	5	...	...	...	5	5	...	...	...	...	...
Montreal, Que. ....	239	39	m1	...	199	117	35	47	1	39	11
Quebec, Que. ....	9	...	...	...	9	8	1	...	...	2	...
St. Francis Que. ....	19	3	1	...	15	8	1	6	...	2	...
Three Rivers, Que. ....	1	...	...	...	1	1	...	...	...	...	...
Totals of Quebec.....	284	42	1	1	240	149	37	54	1	45	11
Algoma, Ont. ....	32	...	...	...	32	26	6	...	...	1	...
Brant, Ont. ....	5	...	...	...	5	5	...	...	1	...	...
Bruce, Ont. ....	16	2	...	...	14	11	3	...	...	...	...
Carleton, Ont. ....	45	6	...	...	39	32	6	1	4	8	3
Dufferin, Ont. ....	1	...	...	...	1	1	...	...	...	1	...
Elgin, Ont. ....	15	2	...	...	13	5	4	4	...	2	...

a 1 Jury disagreed.—Le jury ne s'est pas accordé.

SESSIONAL PAPER No. 10c

Tableau 1.													Délits avec violence contre la propriété.													Classe II.		
Sentence.													Ages & Sexes.													Civil Condition. — État civil.		
Penitentiary. — Pénitencier.					D'th.  De mort.	Com- mit- ted to Refor- matories.  En- voyés à la prison de Réfor- me.	Other Senten- ces.  Autres Senten- ces.	Under 16 years. — Moins de 16 ans.		16 years and under 21. — 16 ans et moins de 21.		21 years and under 40. — 21 ans et moins de 40.		40 years and over. — 40 ans et plus.		Not given. — Non- donné.		Single  Céli- ba- taires.	Mar- ried.  Mari- és.	Wi- dowed  En- veu- vage.								
Two years and un- der five. — Deux ans et m'ns de cinq.	Five years and over. — Cinq ans et plus.	Life.  A vie.	—	—				—	—	M.	F.	M.	F.	M.	F.	M.	F.				M.	F.						

Divers autres outrages contre la personne.—Fin.

.....	.....	.....	.....	.....	1	..	..	1	.....	2	.....	.....	.....	.....	.....	2	1	.....
.....	.....	.....	.....	.....	1	.....	.....	.....	.....	1	.....	.....	.....	.....	.....	1	..	.....
.....	.....	.....	.....	.....	.....	.....	.....	.....	.....	.....	.....	.....	.....	.....	.....	.....	.....	.....
.....	.....	.....	.....	.....	.....	.....	.....	.....	.....	.....	.....	.....	.....	.....	.....	.....	.....	.....
.....	1	.....	.....	.....	16	..	..	1	2	11	5	1	.....	13	..	14	9	2

Délits avec violence contre la propriété.

Classe II.

Vol avec effraction, bris de maisons et de magasins

1	1	.....	.....	1	2	3	..	1	.....	.....	.....	1	.....	5	.....	.....	.....	.....
1	.....	.....	.....	1	.....	1	.....	.....	.....	1	.....	.....	.....	1	.....	1	.....	.....
1	.....	.....	.....	2	2	4	.....	.....	.....	1	.....	1	.....	5	.....	.....	.....	.....
.....	.....	.....	.....	2	1	3	.....	.....	.....	.....	.....	.....	.....	3	.....	.....	.....	.....
4	.....	.....	.....	1	14	8	.....	5	.....	8	.....	1	.....	20	.....	2	.....	.....
.....	1	.....	.....	.....	.....	.....	.....	.....	.....	.....	.....	.....	1	.....	.....	1	.....	.....
.....	.....	.....	.....	.....	2	.....	.....	1	.....	1	.....	.....	.....	2	.....	.....	.....	.....
.....	.....	.....	.....	.....	3	3	.....	.....	.....	.....	.....	.....	.....	3	.....	.....	.....	.....
6	1	.....	.....	6	22	19	..	6	.....	11	.....	2	.....	34	.....	4	.....	.....
.....	1	.....	.....	6	4	10	.....	.....	.....	1	.....	.....	.....	10	.....	.....	.....	.....
2	2	.....	.....	.....	.....	.....	.....	.....	.....	.....	.....	.....	.....	1	.....	1	.....	.....
1	.....	.....	.....	.....	.....	.....	.....	1	.....	.....	.....	.....	.....	1	.....	.....	.....	.....
1	.....	.....	.....	.....	3	1	.....	.....	1	2	.....	.....	.....	4	.....	.....	.....	.....
3	.....	.....	.....	2	.....	2	.....	4	.....	.....	.....	.....	.....	6	.....	.....	.....	.....
.....	.....	.....	.....	2	.....	.....	.....	2	.....	1	.....	.....	.....	3	.....	.....	.....	.....
7	3	.....	.....	10	7	13	..	7	1	4	.....	.....	.....	6	.....	25	1	.....
2	2	.....	.....	.....	.....	.....	.....	2	.....	2	.....	.....	.....	.....	.....	4	.....	.....
.....	.....	.....	.....	2	3	5	.....	1	.....	.....	.....	.....	.....	1	.....	6	.....	.....
1	2	.....	.....	1	1	1	.....	.....	.....	4	.....	.....	.....	3	.....	2	.....	.....
25	5	.....	.....	10	a108	82	.....	54	.....	40	.....	8	2	13	.....	166	17	3
1	.....	.....	.....	.....	6	1	.....	3	.....	4	.....	1	.....	6	.....	3	.....	.....
.....	.....	.....	.....	.....	13	7	.....	6	.....	1	.....	1	.....	14	.....	1	.....	.....
1	.....	.....	.....	.....	.....	.....	.....	.....	.....	1	.....	.....	.....	.....	.....	1	.....	.....
30	9	.....	.....	13	131	96	..	66	.....	52	.....	10	2	14	.....	199	24	3
.....	.....	.....	.....	5	26	29	.....	2	.....	.....	.....	.....	.....	1	.....	31	1	.....
.....	.....	.....	.....	.....	4	.....	.....	4	.....	.....	.....	1	.....	.....	.....	4	1	.....
.....	.....	.....	.....	2	12	7	.....	7	.....	.....	.....	.....	.....	.....	.....	14	.....	.....
3	.....	.....	.....	3	18	23	..	9	.....	4	.....	.....	3	.....	.....	35	1	.....
.....	.....	.....	.....	.....	.....	.....	.....	.....	.....	.....	.....	.....	1	.....	.....	.....	.....	.....
.....	.....	.....	.....	.....	11	8	..	4	.....	1	.....	.....	.....	.....	.....	13	.....	.....

a 2, Enlisted—Enrôlés.

Table I.

## Offences against property with violence.

Class II.

Judicial Districts in which offence was com- mitted.  Districts judi- ciaires où l'offense a été commise.	Number of Charges  Nombre d'accu- sations.	Ac- quit- ted.  Ac- quit- tés.  M. F	De- tained for Lu- nacy.  Dé- tenus pour cause de folie.	Convictions. — Condamnations.				Sentence. Committed to Jail. — Emprisonnés.		
				Total.	Con- victed 1st.	Con- victed 2nd.	Reite- rated.	With the option of a fine. Sur option entre la pri- son ou l'a- m'nde	No Option. — Sans option.	
					—	—	—		Un- der one year. Moins d'un an.	One year and over. Un an et plus.
					Con- dam- nés une fois.	Con- dam- nés deux fois	Plus de 2 réci- vés.			

## Burglary shop and housebreaking—Continued.

Haldimand, Ont.	1			1	1					
Halton, Ont.	7	1		6	6				3	
Hastings, Ont.	19	1		18	7	3	8			2
Huron, Ont.	4			4	2	2				
Kenora, Ont.	4	1		3	2	1				
Kent, Ont.	8	1		7	7				1	
Lambton, Ont.	1			1	1					
Lanark, Ont.	3			3	2		1			
Leeds and Grenville, Ont.	4	1		3	1	1	1			
Lincoln, Ont.	3			3	2		1		2	
Middlesex, Ont.	25	2		23	19	3	1			3
Nipissing, Ont.	5			5	3	1	1	1	1	
Norfolk, Ont.	2			2		2				1
Northumberland & Durham, O.	2	2								
Ontario, Ont.	7			7	7					
Peel, Ont.	1			1	1				1	
Perth, Ont.	3			3	3					
Prescott and Russell, Ont.	2			2	2			1		
Prince Edward, Ont.	1			1	1			1		
Simcoe, Ont.	1			1	1					1
Stormont, Dundas & Glengarry, O	1			1	1				1	
Sudbury, Ont.	8			8	8					
Temiskaming, Ont.	3	3								
Thunder Bay, Ont.	8	1		7	5	1	1		3	
Victoria, Ont.	5			5	4	1			4	1
Waterloo, Ont.	7	1	1	5	5					
Welland, Ont.	10	7		3	2		1		1	
Wellington, Ont.	4			4	4					
Wentworth, Ont.	76	14		62	32	12	18		6	1
York, Ont.	305	12	2	290	192	47	51		101	13
Totals of Ontario	644	57	3	583	401	93	89	9	135	25
Dauphin, Man.	1			1	1					
Manitoba, Central.	17			17	12	3	2		3	9
Manitoba, Eastern.	126	10	1	115	62	19	31	1	9	7
Manitoba, Northern.	2			2	2					2
Manitoba, Western.	6			6	4	1	1			
Totals of Manitoba	152	10	1	141	81	23	37	1	12	18
Estevan, Sask.	3			3	3			2		
Moose Jaw, Sask.	17	5	1	11	4	4	3	4	1	4
Regina, Sask.	6	2		4	3	1		1	3	
Saskatoon, Sask.	8	3		5	3	2			3	
Swift Current, Sask.	2	1		1	1			1		
Weyburn, Sask.	1	1								
Wynyard, Sask.	2			2	2					
Yorkton, Sask.	2			2	2			1		
Totals of Saskatchewan	41	12	1	28	18	7	3	9	7	4

## SESSIONAL PAPER No. 10c

Tableau I.										Délits avec violence contre la propriété.										Classe II.		
Sentence.										Ages.										Civil Condition.		
Penitentiary. — Pénitencier.																				État civil.		
Two years and under five.		Five years and over.		Life.  — A vie.	D'th.  — De mort.	Com- mit- ted to Refor- ma- to- ries.  En- voyés à la prison de Réfor- me.	Other Senten- ces.  Autres senten- ces.	Under 16 years.		16 years and under 21.		21 years and under 40.		40 years and over.		Not given.		Single	Mar- ried.	Wi- dowed		
— Deux ans et m'ns de cinq.		— Cinq ans et plus.						Moins de 16 ans.		16 ans et moins de 21.		21 ans et moins de 40.		40 ans et plus.		Non- donné.						
								M.	F.	M.	F.	M.	F.	M.	F.	M.	F.	Céli- ba- taires.	Mari- és.	En veu- vage.		
								—	—	—	—	—	—	—	—	—	—					
								H.	F.	H.	F.	H.	F.	H.	F.	H.	F.					

## Vol avec effraction, bris de maisons et de magasins—Suite.

7				5	3	7	6	1							6	1	
1	1			1	4	10	4	1	2					1	17	1	
1	1			1	5	3	1	3	3				1	6	4	2	
3				1	19	19	3	1	1					3	1	2	1
3	1			1	2	2	3	1	1					3	22	1	
2	1			2	2	4	2	1	1					2	4	1	
				1	1										2	3	
					8	6	1	1						1	1	1	
				2	2	4	3							2	7		
2					5	2	3								3	5	
3				17	35	46	11	1		3			1	4	1	2	
11				21	141	193	59	31		6			1	57	282	3	
37	4			61	312	354	151	52	1	11	1	13		547	22		
1				1	1	3	1	4	10					1	17		
3	18			4	68	70	11	33	33			1		44	4	3	
1					5	4	1	1	1					2	2		
13	18			5	74	77	18	45		1				67	3		
1	1				1		8	1	1				3	9	1		
1					1	1	3	1	4					4	4		
					2			1	1							2	
2	1				5	1	11	7	2				6	17	3		

a 3 To be whipped—A être fouettés.

Table 1. \*

Offences against property with violence

Class II.

Judicial Districts in which offence was com- mitted.  Districts judi- ciaires ou l'offense a été commise.	Number of Charges  —  Nombre d'accu- sations.	Ac- quit- ted.  —  Ac- quit- tés.		De- tained for Lu- nacy.  —  Dé- tenus pour cause de folie.	Convictions. — Condamnations.				Sentence.		
					Total.	Con- victed 1st.  —  Con- dam- nés une fois.	Con- victed 2nd.  —  Con- dam- nés deux fois.	Reite- rated.  —  Plus de 2 réci- dive.	Committed to Jail. — Emprisonnés.		
									With the option of a fine. — Sur option entre la pri- son ou l'a- m'nde	No Option. — Sans option.	
										Un- der one year. — Moins d'un an.	One year and over. — Un an et plus.
		M.	F.								

Burglary, shop and housebreaking—*Concluded.*

Athabaska, Alta.	1	...	...	1	1	...	...	...	...	...	...
Calgary, Alta.	10	3	...	7	5	2	...	...	...	...	...
Edmonton, Alta.	13	...	...	13	9	...	4	...	4	1	...
Macleod, Alta.	3	2	...	1	1	...	...	...	...	1	...
Medicine Hat, Alta.	2	...	...	2	2	...	...	2	...	...	...
Wetaskiwin, Alta.	4	2	...	2	2	...	...	...	...	...	...
Totals of Alberta	33	7	...	26	20	2	4	2	4	2	...
Atlin, B.C.	4	1	...	3	2	...	1	...	1	1	...
Kootenay, B.C.	7	3	...	4	4	...	...	...	3	...	...
Vancouver, B.C.	61	9	...	52	38	10	4	...	1	1	...
Victoria, B.C.	3	...	...	3	3	...	...	...	...	...	...
Westminster, B.C.	8	...	...	8	5	1	2	...	1	1	...
Yale, B.C.	2	1	...	1	1	...	...	...	...	...	...
Total of British Columbia	85	14	...	71	53	11	7	...	6	3	...
Yukon	3	...	...	3	1	2	...	...	1	2	...
Total of Canada	1,331	156	6	2	1,167	782	186	199	22	218	65

Robbery and demanding with menaces.

Halifax, N.S.	2	...	...	2	1	1	...	...	...	1	...
Hants, N.S.	1	...	...	1	1	...	...	...	...	...	...
Pictou, N.S.	2	1	...	1	1	...	...	...	1	...	...
Montreal, Que.	32	22	2	8	5	2	1	...	1	...	...
Quebec, Que.	4	2	...	2	2	...	...	1	...	...	...
Brant, Ont.	4	...	...	4	4	...	...	3	...	...	...
Carleton, Ont.	3	2	...	1	1	...	...	...	...	...	...
Essex, Ont.	2	...	...	2	2	...	...	...	...	...	...
Halton, Ont.	1	...	...	1	1	...	...	...	...	...	...
Kent, Ont.	5	...	...	5	3	2	...	...	2	...	...
Lambton, Ont.	2	1	...	1	1	...	...	...	...	1	...
Lincoln, Ont.	6	2	...	4	4	...	...	...	2	...	...
Victoria, Ont.	2	...	...	2	2	...	...	2	...	...	...
Welland, Ont.	2	1	...	1	1	...	...	...	...	...	...
Wentworth, Ont.	6	2	...	4	3	1	...	1	2	1	...
York, Ont.	21	9	...	12	11	1	...	1	6	...	...
Totals of Ontario	54	17	...	37	33	4	...	7	12	2	...
Manitoba, Central	5	...	...	5	3	2	...	...	3	1	...
Manitoba, Eastern	10	1	...	9	9	...	...	...	...	1	...

a, 2 Nolle Prosequi.

## SESSIONAL PAPER No. 10c

Tableau I.													Délits avec violence contre la propriété.										Classe II.		
Sentence.													Ages & Sexes.										Civil Condition.		
Pénitencier.																							État civil.		
Penitentiary.			D'th.	Com- mit- ted to Refor- matories.	Other Sen- tences.	Under 16 years.										Single	Mar- ried.	Wi- dowed							
Pénitencier.						16 years and under 21.																			
Two year and un- der five.	Five years and over.	Life.				21 years and under 40.																			
						40 years and over.																			
—			Not given.										Cé- ba- taires.	Ma- riés.	En ven- vage.										
—			Non- donné.																						
Deux ans et m'ns de cinq.			Single										Mar- ried.												
A vie			Single										Mar- ried.												
A vie			Single										Mar- ried.												
A vie			Single										Mar- ried.												
A vie			Single										Mar- ried.												
A vie			Single										Mar- ried.												
A vie			Single										Mar- ried.												
A vie			Single										Mar- ried.												
A vie			Single										Mar- ried.												
A vie			Single										Mar- ried.												
A vie			Single										Mar- ried.												
A vie			Single										Mar- ried.												
A vie			Single										Mar- ried.												
A vie			Single										Mar- ried.												
A vie			Single										Mar- ried.												
A vie			Single										Mar- ried.												
A vie			Single										Mar- ried.												
A vie			Single										Mar- ried.												
A vie			Single										Mar- ried.												
A vie			Single										Mar- ried.												
A vie			Single										Mar- ried.												
A vie			Single										Mar- ried.												
A vie			Single										Mar- ried.												
A vie			Single										Mar- ried.												
A vie			Single										Mar- ried.												
A vie			Single										Mar- ried.												
A vie			Single										Mar- ried.												
A vie			Single										Mar- ried.												
A vie			Single										Mar- ried.												
A vie			Single										Mar- ried.												
A vie			Single										Mar- ried.												
A vie			Single										Mar- ried.												
A vie			Single										Mar- ried.												
A vie			Single										Mar- ried.												
A vie			Single										Mar- ried.												
A vie			Single										Mar- ried.												
A vie			Single										Mar- ried.												
A vie			Single										Mar- ried.												
A vie			Single										Mar- ried.												
A vie			Single										Mar- ried.												
A vie			Single										Mar- ried.												
A vie			Single										Mar- ried.												
A vie			Single										Mar- ried.												
A vie			Single										Mar- ried.												
A vie			Single										Mar- ried.												
A vie			Single										Mar- ried.												
A vie			Single										Mar- ried.												
A vie			Single										Mar- ried.												
A vie			Single										Mar- ried.												
A vie			Single										Mar- ried.												
A vie			Single										Mar- ried.												
A vie			Single										Mar- ried.												
A vie			Single										Mar- ried.												
A vie			Single										Mar- ried.												
A vie			Single										Mar- ried.												
A vie			Single										Mar- ried.												
A vie			Single										Mar- ried.												
A vie			Single										Mar- ried.												
A vie			Single										Mar- ried.												
A vie			Single										Mar- ried.												
A vie			Single										Mar- ried.												
A vie			Single										Mar- ried.												
A vie			Single										Mar- ried.												
A vie			Single										Mar- ried.												
A vie			Single										Mar- ried.												
A vie			Single										Mar- ried.												
A vie			Single										Mar- ried.												
A vie			Single										Mar- ried.												
A vie			Single										Mar- ried.												
A vie			Single										Mar- ried.												
A vie			Single										Mar- ried.												
A vie			Single										Mar- ried.												
A vie			Single										Mar- ried.												
A vie			Single										Mar- ried.												
A vie			Single										Mar- ried.												
A vie			Single										Mar- ried.												
A vie			Single										Mar- ried.												
A vie			Single										Mar- ried.												
A vie			Single										Mar- ried.												
A vie			Single										Mar- ried.												
A vie			Single										Mar- ried.												
A vie			Single										Mar- ried.												
A vie			Single										Mar- ried.												
A vie			Single										Mar- ried.												
A vie			Single										Mar- ried.												
A vie			Single										Mar- ried.												
A vie			Single										Mar- ried.												
A vie			Single										Mar- ried.												
A vie			Single										Mar- ried.												
A vie			Single										Mar- ried.												
A vie			Single										Mar- ried.												
A vie			Single										Mar- ried.												
A vie			Single										Mar- ried.												
A vie			Single										Mar- ried.												
A vie			Single										Mar- ried.												
A vie			Single										Mar- ried.												
A vie			Single										Mar- ried.												
A vie			Single										Mar- ried.												
A vie			Single										Mar- ried.												
A vie			Single										Mar- ried.												
A vie			Single										Mar- ried.												
A vie			Single										Mar- ried.												
A vie			Single										Mar- ried.												
A vie			Single										Mar- ried.												
A vie			Single										Mar- ried.												
A vie			Single										Mar- ried.												
A vie			Single										Mar- ried.												
A vie			Single										Mar- ried.												
A vie			Single										Mar- ried.												
A vie			Single										Mar- ried.												
A vie			Single										Mar- ried.												
A vie			Single										Mar- ried.												
A vie			Single																						

## Vol avec effraction, bris de maisons et de magasins—Fin. .

1	2	1				1	6	1	4			1	2			1	5	2
						5	4		9							11	2	
									1							1		
						2			2						2	2		
3	1					14	1	10	10		3		2			20	4	
1						1			2		3		1			2	1	
1					7	42	40	4	1		2					1	3	
						3	3		6							48	4	
4					1	1	1	1					6			3		
						1	1									8		
																1		
6					8	48	45	4	1	9	5		7			63	8	
										2		1				3		
105	38				104	615	609	274	2	192	3	33	3	50	1	980	69	3

## Vol et demandes avec menaces.

1	1									2						2		
									1							1		
1	4					a 2		2	5		1					8		
1								1			1					1	1	
						1		1			3					4		
1								1			1					1		
2								1			1					1	1	
1						2		1			1					1		
1											2			2		3		
	1					1			4		1					1	3	
	1							1						2		1		
	1															1		
2	2					1	1	1	1	8	1					2	2	
																9	3	
7	4					5	1	5	1	24		2		4		24	9	
						1		5								5		
3						5		3		5	1					7	2	

a. 1 enlisted—Enrôlé.

10c—4½

Table 1.

Offences against property with violence.

Class II.

Judicial District in which offence was com- mitted.  Districts judi- ciaires où l'offense a été commise.	Number of Charges  —  Nombre d'accu- sations.	Ac- quit- ted.  —  Ac- quit- tés.	De- tained for Lu- nacy.  —  Dé- tenus pour cause de folie.	Convictions. — Condamntations.				Sentence.			
								Committed to Jail		Emperisonnés.	
				Total.	Con- victed 1st.  —  Con- dam- nés une fois.	Con- victed 1st.  —  Con- dam- nés deux fois.	Reite- rated.  —  Plus de 2 réci- di- ves	With the option of a fine.  —  Sur option entre la pri- son ou l'a- m'nde	No Option. — Sans option.	One year and over. — Un- an et plus.	
									Under one year. — Moins d'un an.	One year and over. — Un- an et plus.	

Robbery and demanding with menaces—*Concluded.*

Humboldt, Sask.	1	1	..	..	..	..	..	..	..	..
Kindersley, Sask.	1	1	..	..	..	..	..	..	..	..
Moose Jaw, Sask.	8	3	..	..	5	5	..	..	3	2
Prince Albert, Sask.	3	3	..	..	..	..	..	..	..	..
Scott, Sask.	2	2	..	..	..	..	..	..	..	..
Athabaska, Alta.	1	..	..	..	1	1	..	..	..	..
Calgary, Alta.	2	..	..	..	2	2	..	..	..	1
Edmonton, Alta.	1	..	..	..	1	..	1	..	..	..
Lethbridge, Alta.	7	1	..	..	6	4	2	..	4	..
Vancouver, B.C.	18	11	..	..	7	4	3	..	2	3
Yale, B.C.	1	..	..	..	1	1	..	..	..	..
Totals of Canada.	155	65	2	..	88	72	14	2	11	11

## Robbery, highway

Montreal, Que.	1	..	..	..	1	..	1	..	..	..
Algoma, Ont.	3	..	..	..	3	3	..	..	..	..
York, Ont.	4	..	..	..	3	2	1	..	3	..
Manitoba, Eastern	2	..	..	..	2	1	1	..	..	..
Totals of Canada.	10	1	..	..	9	6	3	..	3	..

## Robbery, assault and

Simcoe, Ont.	2	2	..	..	..	..	..	..	..	..
Vancouver, B.C.	3	2	..	..	1	1	..	..	1	..
Totals of Canada.	5	4	..	..	1	1	..	..	1	..

## Warehouse and freight, car breaking.

Westmoreland, N.B.	11	..	..	..	11	11	..	..	6	3
Carleton, Ont.	4	3	..	..	1	1	..	..	..	..
Hastings, Ont.	2	..	..	..	2	..	2	..	..	..
Kent, Ont.	3	..	..	..	3	3	..	..	..	..
Lennox and Addington, Ont.	2	..	..	..	2	2	..	..	..	..
Peel, Ont.	1	..	..	..	1	1	..	..	..	..
Peterborough, Ont.	2	..	..	..	2	1	1	..	..	..
Temiskaming, Ont.	1	..	..	..	1	1	..	..	..	..
Wentworth, Ont.	13	3	..	..	10	10	..	..	..	..
York, Ont.	20	2	..	..	18	12	3	3	5	..
Totals of Ontario.	48	8	..	..	40	31	6	3	5	..

## SESSIONAL PAPER No. 10c

Tableau I.												Délits avec violence contre la propriété.												Classe II.		
Sentence.						Ages & Sexes.										Civil Condition. — État civil.										
Penitentiary. Pénitencier.			D'th  De mort	Com- mit- ted to Refor- ma- to- ries.  En- voyés à la prison de Réfor- me.	Other Sen- tences.  Autres sen- tences.	Under 16 years.		16 years and under 21.		21 years and under 40		40 years and over.		Not given — Non- donné.		Single  —  Céli- ba- taires.	Mar- ried.  —  Ma- riés.	Wi- dowed.  —  En veu- vage.								
Two years and un- der five.	Five years and over — Cinq ans et plus.	Life.  — A vie.				Moins de 16 ans.	16 ans et moins de 21.	21 ans et moins de 40.	40 ans et plus.																	
M	F	M				F	M	F	M	F	M	F														
—	—	—				—	—	—	—	—	—	—														
H	F	H	F	H	F	H	F	H	F																	

## Vol et demandes avec menaces—Fin.

.....	.....	.....	.....	.....	.....	.....	.....	.....	.....	.....	.....	.....	.....	.....
.....	.....	.....	.....	.....	.....	.....	.....	4	.....	1	.....	3	1	.....
.....	.....	.....	.....	.....	.....	.....	.....	.....	.....	.....	.....	.....	.....	.....
.....	.....	.....	.....	.....	1	.....	.....	2	.....	1	.....	2	.....	.....
1	1	.....	.....	.....	.....	.....	1	.....	.....	.....	.....	1	.....	.....
.....	2	.....	.....	.....	.....	.....	1	4	.....	1	.....	5	.....	.....
.....	.....	.....	.....	.....	.....	.....	.....	.....	.....	.....	.....	.....	.....	.....
2	.....	.....	.....	.....	.....	.....	1	5	1	.....	.....	4	3	.....
.....	4	.....	.....	.....	.....	.....	.....	1	.....	.....	.....	1	.....	.....
16	13	.....	.....	.....	14	1	20	1	52	1	6	7	65	16

## Vol de grand chemin.

.....	.....	.....	.....	1	.....	1	.....	.....	.....	.....	.....	.....	1	.....
.....	.....	.....	.....	.....	3	3	.....	.....	.....	.....	.....	.....	3	.....
.....	.....	.....	.....	.....	.....	3	.....	.....	.....	.....	.....	.....	3	.....
.....	.....	.....	.....	.....	.....	.....	.....	2	.....	.....	.....	.....	2	.....
2	.....	.....	.....	.....	.....	.....	.....	.....	.....	.....	.....	.....	.....	.....
2	.....	.....	.....	1	3	4	3	2	.....	.....	.....	9	.....	.....

## Vol avec voies de fait.

.....	.....	.....	.....	.....	.....	.....	.....	.....	.....	.....	.....	.....	.....	.....
.....	.....	.....	.....	.....	.....	.....	.....	1	.....	.....	.....	.....	1	.....
.....	.....	.....	.....	.....	.....	.....	.....	1	.....	.....	.....	.....	1	.....

## Bris d'entrepôts et de wagons de fret.

.....	.....	.....	.....	2	5	2	4	.....	.....	.....	.....	7	4	.....
.....	.....	.....	.....	1	.....	1	.....	.....	.....	.....	.....	1	.....	.....
.....	.....	.....	2	3	2	3	.....	.....	.....	.....	.....	2	.....	.....
.....	.....	.....	.....	2	.....	.....	2	.....	.....	.....	.....	3	.....	.....
.....	.....	.....	.....	1	.....	1	.....	.....	.....	.....	.....	1	.....	.....
.....	.....	.....	.....	2	2	.....	.....	.....	.....	.....	.....	2	.....	.....
.....	.....	.....	.....	1	1	.....	.....	.....	.....	.....	.....	1	.....	.....
.....	.....	.....	.....	10	10	.....	.....	.....	.....	.....	.....	10	.....	.....
.....	.....	.....	.....	13	17	.....	.....	.....	.....	1	.....	17	.....	.....
.....	.....	.....	.....	3	32	32	5	2	.....	1	.....	37	.....	.....

8 GEORGE V, A. 1918

Table I. Offences against property without violence. Class III.

Judicial District in which offence was com- mitted.  Districts judi- ciaires où l'offense a été commise.	Number of Charges  Nombre d'accu- sations.	Ac- quit- ted.  Ac- quit- tés.  M. F.		De- tained for Lu- nacy.  Dé- tenu pour cause de folie.	Convictions. — Condamnations.				Sentence. Committed to Jail. — Emprisonnés.		
					Total.	Con- victed 1st.	Con- victed 2nd.	Reite- rated.	With the option of a fine. — Sur option entre la pri- son ou l'a- m'nde	No Option. — Sans option.	
						Con- dam- nés une fois.	Con- dam- nés deux fois.	Plus de 2 réci- dive- s.		Un- der one year. — Moins d'un an.	One year and over. — Un an et plus.
Warehouse and freight car breaking.— <i>Concluded.</i>											
Manitoba, Eastern.....	1				1	1	...	...	...	...	...
Manitoba, Western.....	3				3	1	2	...	...	...	...
Kootenay, B.C.....	1				1	...	...	1	...	...	1
Totals of Canada...	64	8			56	44	8	4	11	3	1

## Offences against property without violence.

Class III.

## Bringing stolen goods into Canada

Lambton, Ont.....	1				1	1			1		
Thunder Bay, Ont.....	2				2	2					
Moose Jaw, Sask.....	2	2									
Calgary, Alta.....	1				1		1				
Totals of Canada.....	6	2			4	3	1		1		

## Embezzlement.

Huron, Ont.....	1				1	1					
-----------------	---	--	--	--	---	---	--	--	--	--	--

## False pretences.

Annapolis, N.S.....	1				1	1				1	
Antigonish, N.S.....	1				1	1					
Cape Breton, N.S.....	1				1	1					
Halifax, N.S.....	1				1	1					
Queen's, P.E.I.....	1				1	1			1		
St. John, N.B.....	1				1	1					
Bedford, Que.....	1	1									
Kamouraska, Que.....	2	1			1	1					
Montcalm, Que.....	1	1									
Montreal, Que.....	71	27	2		42	28	7	7	3	8	2
Quebec, Que.....	27	2			25	14	3	5		1	
St. Francis, Que.....	3				3	3			1		
Three Rivers, Que.....	2				2	2					
Totals of Quebec.....	107	32	2		73	48	10	15	4	9	2
Algoma, Ont.....	10	7			3	2	1		2		
Brant, Ont.....	8	5			3	3			3		
Bruce, Ont.....	3				3	2	1		1	2	
Carleton, Ont.....	26	9			17	10	4	3	5	2	
Elgin, Ont.....	3	1			2	2				1	
Essex, Ont.....	6	1			5	5			2	2	

## SESSIONAL PAPER No. 10c

Tableau I.														Délits sans violence contre la propriété.										Classe III.		
Sentence.														Ages & Sexes.										Civil Condition.		
Penitentiary.				D'th.	Com- mit- ted to Refor- ma- to- ries.	Other Sen- tences.											État civil.									
Pénitencier.																										
Two years and un- der five.	Five years and over.	Life.	De mort				En- voyés à la prison de Réfor- me.	Autres sen- tences.	Under 16 years.	16 years and under 21.	21 years and under 40.	40 years and over.	Not given.			Single.	Mar- ried.	Wi- dowed.								
									Moins de 16 ans.	16 ans et moins de 21.	21 ans et moins de 40.	40 ans et plus.	Non- donné.													
									M. F.	M. F.	M. F.	M. F.	M. F.													
									H. F.	H. F.	H. F.	H. F.	H. F.	Céli- ba- taires.	Ma- riés.				En- veu- vage.							
Bris d'entrepôts et de wagons de fret.—Fin.																										
1					a3	3	1						1													
								1																		
1				3	37	40	8	7		1			48	4												
Délits sans violence contre la propriété.																	Classe III.									
Effets volés apportés au Canada.																										
					2			1	1			1		1												
					1			1					1													
					3			2	1			1	2	1												
Détournement.																										
					1			1						1												
Faux prétextes.																										
1							1	1					1	1												
					1		1				1															
					1		1							1												
					1			1							1											
1							1							1												
9					20	2	3	28	2	7	14	21														
1					23		3	13	8	1	16	8	1													
					2																					
					2			2			3	1	1													
11					47	2	6	44	10	1	7	31	31	1												
					1	1					2	1	2													
								2	1			2	1													
								2		1																
					3	7	1	7	1		11	6														
					1			1	1		1	1														
					1			3		2	3															

Table I.

## Offences against property without violence.

## Class III.

Judicial District in which offence was com- mitted.  —  Districts judi- ciaires où l'offense a été commise.	Number of Charges  —  Nombre d'accu- sations	Ac- quit- ted.  —  Ac- quit- tés.	De- tained for Lu- nacy.  —  Dé- tenus pour cause de folie.	Convictions. — Condemnations.				Sentence.		
								Committed to Jail. — Emprisonnés.		
				Total.	Con- victed 1st.	Con- victed 2nd.	Reite- rated.	With the option of a fine.	No Option. — Sans option.	
					Con- dam- nés une fois.	Con- dam- nés deux fois.	Plus de 2 réci- dés.	Sur option entre la pri- son ou l'a- m'nde	Un- der one year. — Moins d'un an.	One year and over. — Un an et plus.
		M.	F.							

## False pretences—Continued.

Grey, Ont. ....	4	3	..	1	1	..	..	..	..	..
Haldimand, Ont. ....	2	..	..	2	2	..	..	1	..	..
Hastings, Ont. ....	3	1	..	2	2	..	..	..	..	..
Kent, Ont. ....	1	1	..	..	..	..	..	..	..	..
Lambton, Ont. ....	4	1	..	3	3	..	..	1	..	..
Lanark, Ont. ....	1	1	..	..	..	..	..	..	..	..
Leeds and Grenville, Ont. ....	2	..	..	2	2	..	..	..	1	..
Middlesex, Ont. ....	2	a2	..	..	..	..	..	..	..	..
Northumberland and Durham, Ont.	11	1	..	10	10	..	..	1	1	..
Ontario, Ont. ....	2	..	..	2	2	..	..	1	..	..
Oxford, Ont. ....	5	..	..	5	5	..	..	3	..	..
Parry Sound, Ont. ....	33	11	..	22	21	1	..	2	15	..
Perth, Ont. ....	11	2	..	9	5	..	..	1	..	2
Peterborough, Ont. ....	5	1	..	4	4	..	..	1	..	..
Rainy River, Ont. ....	3	..	..	3	1	1	1	..	3	..
Simcoe, Ont. ....	4	..	..	4	4	..	..	2	..	..
Sudbury, Ont. ....	21	3	..	18	18	..	..	1	9	..
Temiskaming, Ont. ....	5	2	..	2	2	..	..	..	..	1
Thunder Bay, Ont. ....	8	1	..	7	3	2	..	..	3	..
Waterloo, Ont. ....	10	1	..	9	5	1	3	..	..	..
Welland, Ont. ....	4	1	..	3	3	..	..	..	..	..
Wellington, Ont. ....	5	..	..	5	4	1	..	..	4	..
Wentworth, Ont. ....	27	1	..	26	18	6	2	4	7	4
York, Ont. ....	30	12	..	18	9	3	6	..	6	..
Totals of Ontario .....	259	69	..	190	152	21	17	31	56	7
Manitoba, Central. ....	1	..	..	1	1	..	..	1	..	..
Manitoba, Eastern. ....	6	..	..	6	4	1	1	..	2	..
Manitoba, Northern. ....	1	1	..	..	..	..	..	..	..	..
Manitoba, Southern. ....	1	1	..	..	..	..	..	..	..	..
Battleford, Sask. ....	11	2	..	9	9	..	..	6	1	1
Cannington, Sask. ....	1	..	..	1	1	..	..	1	..	..
Humboldt, Sask. ....	1	..	..	1	1	..	..	1	..	..
Kerr Robert, Sask. ....	3	..	..	3	3	..	..	2	..	..
Kindersley, Sask. ....	1	..	..	1	1	..	..	1	..	..
Melville, Sask. ....	1	1	..	..	..	..	..	..	..	..
Moose Jaw, Sask. ....	9	2	..	7	7	..	..	..	5	..
Moosomin, Sask. ....	5	..	..	5	5	..	..	5	..	..
Prince Albert, Sask. ....	3	2	..	1	1	..	..	..	..	..
Regina, Sask. ....	10	a3	..	7	7	..	..	4	2	..
Saskatoon, Sask. ....	6	2	..	4	3	1	..	1	1	..
Swift Current, Sask. ....	4	3	..	1	1	..	..	1	..	..
Weyburn, Sask. ....	2	1	..	1	1	..	..	..	1	..
Yorkton, Sask. ....	4	..	..	4	4	..	..	1	..	..
Totals of Saskatchewan ...	61	16	..	45	44	1	.....	23	10	1

a 1 Jury disagreed—Le jury ne s'est pas accordé.

## SESSIONAL PAPER No. 10c

Tableau I.										Délits sans violence contre la propriété.										Classe III.		
Sentence.										Ages & Sexes.										Civil Condition.		
Penitentiary. — Pénitencier.			D'th.  —  De mort.	Com- mit- ted to Refor- matories.  —  En- voyés à la prison de Réfor- me.	Other Sen- tences.  —  Autres sen- tences.															État civil.		
Two years and un- der five.	Five years and over.	Life.														Single.	Mar- ried.	Wid- owed				
Deux ans et m'ns de cinq.	Cinq ans et plus.	A vie.														—	—	—				
																Céli- ba- taires.	Ma- riés.	En- veu- vage.				
			Under 16 years.		16 years and under 21.		21 years and under 40.		40 years and over.		Not given.											
			Moins de 16 ans.		16 ans et moins de 21.		21 ans et moins de 40.		40 ans et plus.		Non- donné.											
			M.	F.	M.	F.	M.	F.	M.	F.	M.	F.										
			—	—	—	—	—	—	—	—	—	—										
			H.	F.	H.	F.	H.	F.	H.	F.	H.	F.										

## Faux prétextes.—Suite.

.....	.....	.....	.....	.....	1	.....	1	.....	.....	.....	.....	.....	1	.....	1	.....	1	.....
.....	.....	.....	.....	.....	1	.....	2	1	.....	1	.....	.....	1	.....	1	.....	1	.....
.....	.....	.....	.....	.....	2	.....	.....	.....	.....	1	.....	1	.....	1	.....	1	1	.....
.....	.....	.....	.....	.....	1	.....	.....	1	.....	1	.....	.....	.....	.....	2	.....	.....	.....
.....	.....	.....	.....	.....	8	.....	.....	.....	.....	8	.....	1	.....	1	.....	8	1	.....
.....	.....	.....	.....	.....	1	.....	.....	.....	.....	1	.....	.....	1	1	.....	1	1	.....
.....	.....	.....	.....	.....	2	.....	.....	.....	.....	2	.....	2	.....	1	.....	3	2	.....
.....	.....	.....	.....	.....	5	1	.....	8	.....	6	.....	1	.....	6	.....	16	.....	.....
.....	.....	.....	.....	.....	6	.....	.....	.....	.....	4	.....	.....	5	.....	2	2	.....	.....
.....	.....	.....	.....	.....	3	1	.....	.....	.....	1	.....	1	.....	1	.....	1	1	.....
.....	.....	.....	.....	.....	.....	.....	.....	.....	.....	3	.....	.....	.....	.....	3	.....	.....	.....
.....	.....	.....	.....	.....	2	.....	.....	1	.....	.....	.....	.....	3	.....	1	.....	.....	.....
.....	.....	.....	.....	.....	8	.....	.....	.....	.....	10	.....	.....	8	.....	10	.....	.....	.....
.....	.....	.....	.....	.....	1	.....	.....	.....	.....	2	.....	.....	.....	.....	2	.....	.....	.....
.....	.....	.....	.....	.....	3	.....	.....	.....	.....	7	.....	.....	.....	.....	3	.....	4	.....
.....	.....	.....	.....	.....	6	.....	.....	3	.....	4	.....	2	.....	.....	6	.....	3	.....
.....	.....	.....	.....	.....	3	.....	.....	.....	.....	1	.....	1	.....	1	.....	.....	2	.....
.....	.....	.....	.....	.....	1	.....	.....	1	.....	3	.....	1	.....	.....	1	.....	4	.....
.....	.....	.....	.....	.....	10	.....	.....	1	.....	17	1	2	.....	5	.....	8	11	2
.....	.....	.....	.....	.....	12	5	1	.....	.....	12	.....	.....	.....	.....	10	.....	6	.....
3	.....	.....	.....	5	88	9	6	19	2	99	1	15	.....	37	2	101	49	2
.....	.....	.....	.....	.....	.....	.....	.....	.....	.....	1	.....	.....	.....	.....	.....	1	.....	.....
.....	.....	.....	.....	.....	4	.....	.....	.....	.....	3	.....	3	.....	.....	.....	1	5	.....
.....	.....	.....	.....	.....	.....	.....	.....	.....	.....	.....	.....	.....	.....	.....	.....	.....	.....	.....
.....	.....	.....	.....	.....	1	.....	.....	.....	.....	1	.....	1	.....	7	.....	.....	2	.....
.....	.....	.....	.....	.....	.....	.....	.....	.....	.....	.....	.....	.....	.....	1	.....	.....	.....	.....
.....	.....	.....	.....	.....	1	.....	.....	.....	.....	.....	.....	.....	.....	1	.....	.....	.....	.....
.....	.....	.....	.....	.....	.....	.....	.....	.....	.....	.....	.....	.....	.....	3	.....	.....	.....	.....
.....	.....	.....	.....	.....	2	.....	.....	.....	.....	6	1	.....	.....	.....	3	3	.....	.....
.....	.....	.....	.....	.....	.....	.....	.....	.....	.....	.....	.....	.....	5	.....	.....	.....	.....	.....
.....	.....	.....	.....	.....	1	.....	.....	1	.....	.....	.....	.....	.....	.....	1	.....	.....	.....
1	.....	.....	.....	.....	.....	.....	.....	3	.....	1	1	.....	2	.....	4	1	.....	.....
.....	.....	.....	.....	.....	2	.....	.....	.....	.....	3	.....	.....	.....	1	.....	1	3	.....
.....	.....	.....	.....	.....	.....	.....	.....	.....	.....	.....	.....	.....	.....	1	.....	.....	.....	.....
.....	.....	.....	.....	.....	4	.....	.....	.....	.....	.....	.....	.....	.....	4	.....	.....	.....	.....
1	.....	.....	.....	.....	10	.....	4	.....	.....	11	2	2	.....	26	.....	9	9	.....

a 1 to enlist—Devant s'enrôler.

b 1 to be whipped—A être fouetté.

8 GEORGE V, A. 1918

Table I.

Offences against property without violence.

Class III.

Judicial District in which offence was com- mitted. — Districts judi- ciaires où l'offense a été commise.	Number of Charges — Nombre d'accu- sations.	Ac- quit- ted. — Ac- quit- tés.	De- tained for Lu- nacy. — Dé- tenus pour cause de folie.	Convictions. — Condemnations.			Sentence.		
							Committed to Jail.		
							Emprisonnés.		
							With the option of a fine. — Sur option entre la pri- son ou l'a- m'nde	No Option. — Sans option.	
				Total.	Con- victed 1st. — Con- dam- nés une fois.	Con- victed 2nd. — Con- dam- nés deux fois.	Reite- rated. — Plus de 2 rédi- ves.	Un- der one year. — Moins d'un an.	One year and over. — Un an et plus.

False pretences—*Concluded.*

Athabaska, Alta.	1	1								
Bassano, Alta.	1	1								
Calgary, Alta.	42	12	2	28	13	4	11	7	2	
Edmonton, Alta.	31	21		10	9		1	5	5	
Lethbridge, Alta.	4			4	4			1	1	1
Medicine Hat, Alta.	3	1		2	1	1			2	
Stettler, Alta.	1	1								
Taber, Alta.	1			1	1				1	
Wetaskiwin, Alta.	3	1		2	2			1		
Totals of Alberta.	87	38	2	47	30	5	12	14	11	1
Vancouver, B.C.	27	14		13	9	2	2		3	2
Victoria, B.C.	8	2		6	4	2		1	3	
Westminster, B.C.	1			1	1					
Yale, B.C.	2			2	1			1		
Totals of British Columbia.	38	16		22	16	4	2	2	6	2
Yukon	2			2	2					
Totals of Canada.	569	173	4	392	302	43	47	76	95	13

Feloniously receiving and in possession of stolen goods.

Queen's, P.E.I.	1				1	1			1	
Annapolis, N.S.	1		1							
Cape Breton, N.S.	2	1			1	1				
Cumberland, N.S.	1				1	1				
Halifax, N.S.	2	1	1							
Lunenburg, N.S.	2				2	2			2	
Yarmouth, N.S.	2				2	2				
Totals of Nova Scotia	10	2	2		6	6			2	
Bedford, Que.	1				1	1			1	
Kamouraska, Que.	3				3	2	1		3	
Montmagny, Que.	1				1	1				
Montreal, Que.	49	28	1		20	17	2	1	5	2
Ottawa, Que.	1				1	1			1	
Quebec, Que.	11	4			7	6	1		2	
Three Rivers, Que.	1				1	1			1	
Totals of Quebec	67	32	1		34	29	4	1	8	2
Algoma, Ont.	13	2	3		8	2	3	3	5	3
Brant, Ont.	5	4		1	1	1			1	
Carleton, Ont.	7	3			4	4			1	3

a 1 Nolle prosequi.

## SESSIONAL PAPER No. 10c

Tableau I.												Délits sans violence contre la propriété.												Classe III.		
Sentence.												Ages and Sexes.												Civil Condition.		
Penitentiary. — Pénitencier.																								État civil.		
Two years and under five.		Five years and over.		Life.		D'th.  De mort	Com- mit- ted to Refor- ma- to- ries.  En- voyés à la prison de Réfor- me.	Other Sen- tences.  Autres sen- tences.	Under 16 years.		16 years and under 21.		21 years and under 40.		40 years and over.		Not given.		Single  Céli- ba- taires.	Mar- ried.  Mari- és.	Wid- owed  En- veu- vage.					
Deux ans et m'ns de cinq		Cinq ans et plus.		A vie					Moins de 16 ans.		16 ans et moins de 21.		21 ans et moins de 40.		40 ans et plus.		Non donné.									
									M. F.		M. F.		M. F.		M. F.		M. F.									
									H. F.		H. F.		H. F.		H. F.		H. F.									

## Faux prétextes—Fin.

3					a16		13		8		3		4		19		4	1
					1				5		1		4		2		4	
									2		1		3		2		1	
					b1								1					
													2					
3					18		13		15		5		14		23		9	1
3					5	1		1	7	2	1	1			8		4	1
					2				4		2				3		3	
					1								1					
					1				2						2			
3					9	1		1	13	2	3	1	1		13		7	1
2									1	1							2	
24				5	179	12	6	42	3	189	7	40	2	86	5	180	115	6

## Recel et en possession d'effets volés.

											1							
					1	1									1			
					1	1									1			
					2	2					2				2			
					4	4					2				4			
							1	2			1				2	1		
					1			1								1		
3					4		2	7		6	5	8	7			1		
								1								1		
1					4			3		3	1				1	6		
										1						1		
4					9		3	14		9	2	6			11	17		
							1											
										1						7		
								4							2	1		

a, 2 Enlisted—Enrôlés. b, Nolle prosequi.

Table I.		Offences against property without violence.						Class III.		
Judicial Districts in which offence was com- mitted. — Districts judi- ciaires où l'offense a été commise.	Number of Charges — Nombre d'accu- sations.	Ac- quit- ted. — Ac- quit- tés.	De- tained for Lu- nacy. — Dé- tenus pour cause de folie.	Convictions. — Condemnations.				Sentence.		
								Committed to Gaol. — Emprisonnés.		
				Total.	Con- victed 1st. — Con- dam- nés une fois.	Con- victed 2nd. — Con- dam- nés deux fois.	Reite- rated. — Plus de 2 rédi- ves.	With the option of a fine. — Sur option entre la pri- son ou l'a- mende	No Option. — Sans option.	
									Un- der one year. — Moins d'un an.	One year and over — Un an et plus.

## Feloniously receiving and in possession of stolen goods—Continued.

Elgin, Ont.	4	1	1	2	2					
Essex, Ont.	2	2								
Frontenac, Ont.	4	3		1	1					
Halton, Ont.	1			1	1					
Lanark, Ont.	5	4		1	1					
Leeds and Grenville, Ont.	1	1								
Lincoln, Ont.	1	1								
Muskoka, Ont.	1			1		1			1	
Nipissing, Ont.	1			1	1			1		
Northumberland and Durham, O.	1	1								
Ontario, Ont.	5			5	3	2				
Perth, Ont.	2	2								
Peterborough, Ont.	1	1								
Rainy River, Ont.	1			1	1				1	
Simcoe, Ont.	2	1		1	1			1		
Sudbury, Ont.	7	1		6	6			2		
Temiskaming, Ont.	5	3		2	2					
Thunder Bay, Ont.	7			7	6		1	2	3	
Waterloo, Ont.	3	2		1	1					
Welland, Ont.	5	2		3	3			1		
Wentworth, Ont.	26	4	1	21	19	2		8	2	
York, Ont.	57	9	1	47	36	4	7	7	10	
Totals of Ontario	167	47	6	114	91	12	11	29	23	
Manitoba, Eastern	22	9		13	10		3	1	3	
Manitoba, Western	4	1		3	3			3		
Battleford, Sask.	1			1	1					
Melville, Sask.	2	1		1	1			1		
Moose Jaw, Sask.	2	1	1							
Prince Albert, Sask.	2			2	2				2	
Regina, Sask.	8	2	1	5	5			3	1	
Saskatoon, Sask.	4	2		2	1	1		1		
Weyburn, Sask.	2			2	2			2		
Yorkton, Sask.	1	1								
Totals of Saskatchewan	22	7	2	13	12	1		7	3	
Calgary, Alta.	11	4		7	6	1		4	1	
Edmonton, Alta.	13	2		11	7	3	1	2	9	
Lethbridge, Alta.	3			3	3			1	1	
Medicine Hat, Alta.	5			5	5			5		
Red Deer, Alta.	1			1	1			1		
Wetaskiwin, Alta.	1			1	1			1		
Totals of Alberta	34	6		25	23	4	1	14	11	

## SESSIONAL PAPER No. 10c

Tableau I.											Délits sans violence contre la propriété.										Classe III.		
Sentence.											Ages & Sexes.										Civic Condition.		
Penitentiary. — Pénitencier.			Death  De mort.	Com- mit- ted to Refor- ma- tories  En- voyés aux mai- sons de Réfor- me.	Other Sen- tences.  —  Autres sen- tences.																État civil.		
Two years and un- der five. — Deux ans et moin de cinq.	Five years and over. — Cinq ans et plus.	Life.  —  A vie				Under 16 years. — Moins de 16 ans.		16 years and under 21. — 16 ans et moins de 21.		21 years and under 40. — 21 ans et moins de 40.		40 years and over. — 40 ans et au- dessus.		Not given. — Non- donnés		Single.  —  Céli- ba- taires.	Mar- ried.  —  Ma- riés.	Wi- dowed  —  Eu- veu- vage.					
						M. F.		M. F.		M. F.		M. F.		M. F.									
						H. F.		H. F.		H. H.		F. F.		F. F.									

## Recel et en possession d'effets volés—Suite.

.....	.....	.....	.....	.....	2	.....	.....	.....	.....	1	1	.....	.....	.....	.....	2	.....
.....	.....	.....	.....	.....	1	1	.....	.....	.....	.....	.....	.....	.....	.....	.....	1	.....
.....	.....	.....	.....	.....	1	.....	.....	.....	.....	.....	.....	.....	1	.....	.....	1	.....
.....	.....	.....	.....	.....	.....	.....	.....	.....	.....	1	.....	.....	.....	.....	.....	1	.....
.....	.....	.....	.....	.....	.....	.....	.....	.....	.....	.....	1	.....	.....	.....	.....	1	.....
.....	.....	.....	.....	.....	5	4	.....	.....	.....	1	.....	.....	.....	.....	.....	4	1
.....	.....	.....	.....	.....	.....	.....	.....	.....	.....	.....	.....	.....	.....	1	.....	1	.....
.....	.....	.....	.....	.....	4	.....	1	.....	.....	2	.....	1	4	.....	.....	2	.....
.....	.....	.....	.....	.....	2	.....	.....	.....	.....	4	1	2	.....	.....	.....	1	6
.....	.....	.....	.....	.....	1	.....	.....	.....	.....	1	.....	.....	.....	.....	.....	1	.....
.....	.....	.....	.....	.....	2	.....	.....	.....	.....	1	.....	2	.....	.....	.....	1	.....
.....	.....	.....	.....	1	10	8	.....	.....	.....	3	1	3	6	.....	.....	8	7
1	.....	.....	.....	2	27	24	1	3	.....	12	1	4	1	1	.....	31	15
1	.....	.....	.....	3	58	37	1	5	.....	28	4	15	1	18	5	53	46
.....	.....	.....	.....	.....	9	7	.....	1	5	.....	.....	.....	.....	.....	.....	3	3
.....	.....	.....	.....	.....	.....	.....	.....	.....	1	.....	.....	.....	2	.....	.....	1	.....
.....	.....	.....	.....	.....	1	.....	.....	.....	.....	.....	1	.....	.....	.....	.....	1	.....
.....	.....	.....	.....	.....	.....	.....	.....	.....	.....	.....	.....	.....	1	.....	.....	.....	.....
1	.....	.....	.....	.....	.....	.....	.....	.....	.....	1	1	.....	.....	2	1	2	1
.....	.....	.....	.....	.....	1	.....	.....	.....	.....	2	.....	.....	.....	.....	.....	2	.....
.....	.....	.....	.....	.....	.....	.....	.....	.....	.....	.....	.....	.....	2	.....	.....	.....	.....
1	.....	.....	.....	.....	2	.....	.....	.....	.....	4	1	2	.....	5	1	2	1
1	.....	.....	.....	.....	1	.....	.....	.....	.....	5	.....	1	.....	1	.....	1	.....
.....	.....	.....	.....	.....	.....	.....	.....	.....	.....	10	.....	.....	.....	1	.....	4	6
.....	.....	.....	.....	.....	1	.....	.....	.....	.....	.....	.....	.....	3	.....	.....	.....	.....
.....	.....	.....	.....	.....	.....	.....	.....	.....	.....	1	.....	1	.....	3	.....	1	.....
.....	.....	.....	.....	.....	.....	.....	.....	.....	.....	.....	.....	.....	.....	1	.....	.....	.....
1	.....	.....	.....	.....	2	.....	.....	.....	.....	16	.....	2	.....	10	.....	6	12

Table I.

## Offences against property without violence.

Class III.

Judicial Districts. in which offence was com- mitted. — Districts judi- ciaires où l'offense a été commise.	Number of Charges — Nombre d'accu- sations.	Ac- quit- ted. — Ac- quit- tés.	De- tained for Lu- nacy. — De- tenus pour cause de folie.	Convictions. — Condemnnations.				Sentence. Committed to Jail. — Emprisonnés.		
				Total.	Con- victed 1st.	Con- victed 2nd.	Reite- rated.	With the option of a fine. — Sur option entre la pri- son ou l'a- me'de	No Option. — Sans option.	
					Con- dam- nés une fois.	Con- dam- nés deux fois.	Plus de 2 rédi- ves.		Un- der one year. — Moins d'un an.	One year and over. — Un an et plus.
		M.	F.							

Feloniously receiving and in possession of stolen goods—*Concluded.*

Atlin, B.C.	4	2		2	2				2	
Kootenay, B.C.	7	3		4	4			2		1
Vancouver, B.C.	13	6		7	5	2		1	3	1
Victoria, B.C.	9	6		3	1		2		2	
Westminster, B.C.	4	1		3	3			1	2	
Yale, B.C.	1			1	1					
Totals of British Columbia.	38	18		20	16	2	2	4	9	2
Totals of Canada.	365	122	11	232	191	23	18	67	62	4

## Fraud and conspiracy to defraud.

Queen's, P.E.I.	1			1	1				1	
Cape Breton, N.S.	1	1								
Halifax, N.S.	1			1	1				1	
Hants, N.S.	1			1	1				1	
Northumberland, N.B.	1			1	1			1		
Arthabaska, Que.	1			1	1					
Bedford, Que.	5	2		3	3				3	
Kamotraska, Que.	1			1	1			1		
Montreal, Que.	22	9	1	12	12			8	2	
Ottawa, Que.	9			9	9			7		
Pontiac, Que.	1			1	1			1		
Quebec, Que.	11			11	11			2		
St. Francis, Que.	2			2	2				1	
Three Rivers, Que.	2	2								
Totals of Quebec.	54	13	1	40	40			19	6	
Algoma, Ont.	5	1		4	3	1		3		
Brant, Ont.	26	16	2	8	8			4		
Carleton, Ont.	8	a3	1	4	4			2		
Elgin, Ont.	4			4	4			1		
Essex, Ont.	3			3	3				2	
Frontenac, Ont.	2			2	2			2		
Grey, Ont.	2			2	2			1		
Hastings, Ont.	7	3		4	4			3		
Kent, Ont.	5	1		4	4			2		
Lambton, Ont.	1			1	1			1		
Lanark, Ont.	4			4	4			1	1	
Leeds & Grenville, Ont.	5			5	5			2	2	
Middlesex, Ont.	3	1		2	2					
Muskoka, Ont.	2			2	2			2		
Nipissing, Ont.	1			1	1			1		
Northumberland & Durham, Ont.	2			2	2					

a 1 Nolle prosequi.



## SESSIONAL PAPER No. 10c

Table I.		Offences against property without violence.						Class III.		
Judicial District in which offence was com- mitted.  Districts judi- ciaires où l'offense a été commise.	Number of Charges  —  Nombre d'accu- sations.	Ac- quit- ted.  —  Ac- quit- tés.	De- tained for Lu- nacy.  —  Dé- tenus pour cause de folie.	Convictions. — Condemnations.				Sentences.		
				Total.	Con- victed 1st.  —  Con- dam- nés une fois.	Con- victed 2nd.  —  Con- dam- nés deux fois.	Reite- rated.  —  Plus de 2 réci- des.	Committed to Jail — Emprisonnés.		
								With the option of a fine. — Sur option entre la pri- son ou la mênde	No option.	
									Sans option.	—
		M.	F.						Under one year. — Moins d'un an.	One year and over. — Un an et plus.

## Fraud and conspiracy to defraud.—Continued.

Ontario, Ont. ....	3	...	...	3	2	...	1	...	...	...
Oxford, Ont. ....	1	...	1	...	...	...	...	...	...	...
Parry Sound, Ont. ....	3	2	...	1	1	...	...	...	...	...
Perth, Ont. ....	8	1	...	7	7	...	...	1	...	...
Peterborough, Ont. ....	3	1	...	2	2	...	...	1	...	...
Rainy River, Ont. ....	1	1	...	...	...	...	...	...	...	...
Renfrew, Ont. ....	2	...	...	2	2	...	...	...	1	1
Simcoe, Ont. ....	16	...	...	16	13	3	...	8	3	...
Sudbury, Ont. ....	3	...	...	3	3	...	...	...	...	...
Temiskaming, Ont. ....	7	1	...	6	6	...	...	6	...	...
Thunder Bay, Ont. ....	5	...	...	5	5	...	...	2	...	...
Victoria, Ont. ....	3	...	...	3	3	...	...	2	...	...
Waterloo, Ont. ....	3	...	...	3	3	...	...	2	...	...
Welland, Ont. ....	5	...	...	5	5	...	...	5	...	...
Wellington, Ont. ....	1	...	...	1	1	...	...	...	...	...
Wentworth, Ont. ....	13	4	...	9	9	...	...	6	...	...
York, Ont. ....	123	45	5	73	60	10	3	3	31	1
Totals of Ontario. ....	280	80	9	191	173	14	4	61	40	2
Dauphin, Man. ....	1	1	...	...	...	...	...	...	...	...
Manitoba, Central. ....	3	1	...	2	2	...	...	2	...	...
Manitoba, Eastern. ....	40	7	...	33	19	4	10	3	9	1 1
Battleford, Sask. ....	1	...	...	1	1	...	...	1	...	...
Humboldt, Sask. ....	1	1	...	...	...	...	...	...	...	...
Kerr Robert, Sask. ....	1	...	...	1	1	...	...	1	...	...
Melville, Sask. ....	2	2	...	...	...	...	...	...	...	...
Moose Jaw, Sask. ....	5	3	...	2	2	...	...	1	1	...
Moosomin, Sask. ....	8	3	...	5	5	...	...	5	...	...
Prince Albert, Sask. ....	1	1	...	...	...	...	...	...	...	...
Regina, Sask. ....	15	11	...	4	4	...	...	...	1	1
Saskatoon, Sask. ....	1	...	...	1	1	...	...	...	1	...
Scott Sask. ....	2	...	...	2	2	...	...	2	...	...
Swift Current, Sask. ....	11	1	...	10	10	...	...	7	2	...
Weyburn, Sask. ....	2	...	...	2	2	...	...	1	...	...
Wynyard, Sask. ....	2	1	...	1	1	...	...	...	1	...
Yorkton, Sask. ....	3	1	...	2	2	...	...	...	1	...
Totals of Saskatchewan. ....	55	24	...	31	31	...	...	18	7	1
Calgary, Alta. ....	15	8	...	7	5	...	2	...	5	...
Edmonton, Alta. ....	16	67	...	9	7	1	1	8	...	...
Lethbridge, Alta. ....	6	3	...	3	3	...	...	2	...	1
Macleod, Alta. ....	4	2	...	2	2	...	...	2	...	...
Medicine Hat, Alta. ....	2	...	...	2	2	...	...	2	...	...
Taber, Ont. ....	2	1	...	1	1	...	...	1	...	...
Wetaskiwin, Alta. ....	5	65	...	...	...	...	...	...	...	...
Totals of Alberta. ....	50	26	...	24	20	1	3	15	5	1

a, 2 Jury disagreed—2 Le jury ne s'est pas accordé.

b, 1 Nolle prosequi.

## SESSIONAL PAPER No. 10c

Tableau I.										Délits sans violence contre la propriété.										Classe III.		
Sentence.						Ages & Sexes.										Civil Condition.						
Penitentiary. — Pénitencier.			D'th.  De mort	Com- mitted to Refor- ma- tories.  En- voyés à la prison de Réfor- me.	Other Senten- ces.  Autres senten- ces.	Under 16 years.	16 years and under 21.	21 years and under 40.	40 years and over.	Not given.	Single  Céli- bataires		Mar- ried.  Ma- riés.		Wi- dowed  En- ven- vage.							
Two years and un- der five. — Deux ans et m'ns de cinq.	Five years and over. — Cinq ans et plus.	Life.  A vie.				Moins de 16 ans.	16 ans et moins de 21.	21 ans et moins de 40.	40 ans et plus.	Non- donné.												
M.	F.	M.				F.	M.	F.	M.	F.							M.	F.				
H.	F.	H.				F.	H.	F.	H.	F.	H.	F.	H.	F.								
Fraude et conspiration de fraude.—Suite.																						
...	...	...	...	...	3	...	...	1	...	1	...	...	1	...	1	...						
...	...	...	...	...	1	...	...	...	...	1	...	...	...	...	...	...						
...	...	...	...	...	6	1	...	5	...	1	...	...	5	1	...	...						
...	...	...	...	...	1	...	...	1	...	1	...	...	1	1	...	...						
...	...	...	...	...	...	...	1	...	...	...	...	...	...	...	...	...						
...	2	...	...	...	3	...	...	8	1	...	...	1	...	...	...	...						
...	...	...	...	...	3	...	...	2	1	...	...	7	1	...	8	...						
...	...	...	...	...	...	...	...	...	1	...	...	...	...	...	3	...						
...	...	...	...	...	3	...	...	2	...	5	...	3	...	...	1	...						
...	...	...	...	...	1	...	...	...	1	2	...	...	...	...	2	...						
...	...	...	...	...	1	...	1	...	...	1	...	...	1	...	1	...						
...	...	...	...	...	1	...	1	...	...	1	...	4	...	...	1	...						
...	...	...	...	...	1	...	...	...	1	...	...	...	...	...	1	...						
...	...	...	...	...	3	...	...	5	...	1	...	3	...	4	2	...						
...	...	...	...	...	38	...	6	2	47	3	15	...	46	27	...	...						
1	2	...	...	...	85	1	10	3	87	7	23	2	49	9	76	57	1					
...	...	...	...	...	...	...	...	...	...	...	...	...	...	...	...	...	...					
...	...	...	...	2	8	1	5	4	15	1	2	1	2	4	18	10	1					
...	...	...	...	...	...	...	...	...	...	...	...	1	...	...	...	...	...					
...	...	...	...	...	...	...	...	...	...	...	...	1	...	...	...	...	...					
...	...	...	...	...	...	...	...	...	...	...	...	1	...	...	...	...	...					
...	...	...	...	...	...	...	...	1	...	1	...	...	...	...	1	...	...					
...	...	...	...	...	...	...	...	...	...	...	...	5	...	...	...	...	...					
...	...	...	...	...	2	...	1	1	1	...	...	2	...	1	2	...	...					
...	...	...	...	...	...	...	...	1	...	...	...	2	...	...	1	...	...					
...	...	...	...	...	1	...	...	1	...	...	...	10	...	...	...	...	...					
...	...	...	...	...	1	...	...	1	...	...	...	1	...	1	...	...	...					
...	...	...	...	...	1	...	...	...	1	...	...	1	...	...	1	...	...					
...	...	...	...	...	5	...	1	4	1	1	...	24	...	3	5	...	...					
1	...	...	...	...	1	...	...	6	...	...	...	1	...	1	5	...	...					
...	...	...	...	...	1	...	...	4	...	...	...	5	...	1	3	...	...					
...	...	...	...	...	...	...	...	1	...	...	...	2	...	...	1	...	...					
...	...	...	...	...	...	...	...	...	...	...	...	2	...	...	...	...	...					
...	...	...	...	...	...	...	...	...	...	...	...	2	...	...	...	...	...					
...	...	...	...	...	...	...	...	...	...	...	...	1	...	...	...	...	...					
1	...	...	...	...	2	...	...	11	...	...	...	13	...	2	9	...	...					

Table 1.

Offences against property without violence.

Class III.

Judicial Districts in which offence was com- mitted.  Districts judi- ciaires où l'offense a été commise.	Number of Charges  —  Nombre d'accu- sations.	Ac- quit- ted.  —  Ac- quit- tés.	De- tained for Lu- racy.  —  Dé- tenus pour cause de folie.	Convictions. — Condemnnations.				Sentence.		
								Committed to Jail.		
								Emprisonnés.		
				Total.	Con- victed 1st.  —  Con- dam- nés une fois.	Con- victed 2nd.  —  Con- dam- nés deux fois.	Reite- rated.  —  Plus de 2 rédi- ves.	With the option of a fine. — Sur option entre la pri- son ou l'a- m'nde	No Option. — Sans Option	One year and over. — Un an et plus.
		M.	F.					Un- der one year. — Moins d'un an.	One year and over. — Un an et plus.	
Fraud and conspiracy to defraud—Concluded.										
Cariboo, B.C.	1			1	1			1		
Kootenay, B.C.	12	1		11	10		1	10	1	
Vancouver, B.C.	21	3		18	15	3		13	1	
Victoria, B.C.	4			4	3	1		3		
Westminster, B.C.	7	1		6	1	1	4			
Yale, B.C.	1			1	1					
Totals of British Columbia.	46	5		41	31	5	5	27	2	
Totals of Canada.	534	158	16	366	320	24	22	146	72	15

Fraud and conspiracy to defraud—*Concluded.*

Horse, cattle and sheep stealing.

Queen's, P.E.I.	1			1			1		1	
Hants, N.S.	2	1		1	1					
Queen's, N.B.	2			2	2					
Arthabaska, Que.	1			1	1					1
Kamouraska, Que.	2			2	1	1			1	
Ottawa, Que.	1			1		1		1		
St. Francis, Que.	2			2	1		1			
Brant, Ont.	4	2		2	2			1	1	
Dufferin, Ont.	1			1	1					
Frontenac, Ont.	4			4	4					
Halton, Ont.	3	1		2	1	1			1	
Hastings, Ont.	2			2	1	1				1
Lincoln, Ont.	1			1	1				1	
Nipissing, Ont.	2			2	1	1				
Ontario, Ont.	2			2	2					
Peterborough, Ont.	5			5	1	2	2			
Prince Edward, Ont.	1			1			1			
Simcoe, Ont.	1			1	1					
Thunder Bay, Ont.	1	1								
Totals of Ontario.	27	4		23	15	5	3	1	3	1
Manitoba, Central.	2	1		1	1					1
Manitoba, Eastern.	1	1								
Manitoba, Northern.	2			2	2					2
Battleford, Sask.	4	3		1	1				1	
Cannington, Sask.	1			1	1					
Estevan, Sask.	1			1	1					
Humboldt, Sask.	4			4	4					1
Kindersley, Sask.	2	2								
Melville, Sask.	7	4		3	3				2	

Tableau I.

### Délits sans violence contre la propriété.

Classe III.

Sentence.						Ages & Sexes.										Civil Condition. — État civil.		
Penitentiary, — Penitencier.			D'th.  —  De mort.	Com- mitted to Refor- ma- to- ries.  —  En- voyés à la prison de Réfor- me.	Other Senten- ces.  —  Autres senten- ces.	Under 16 years.	16 years and under 21.	21 years and under 40.	40 years and over.	Not given.	Single	Mar- ried.	Wi- dowed					
Two years and un- der five.	Five years and over.	Life.				Moins de 16 ans.	16 ans et moins de 21.	21 ans et moins de 40.	40 ans et plus.	Non donné				—	—	—		
Deux ans et m <sup>ns</sup> de cinq.	Cinq ans et plus.	A vie.				M. F	M. F.	M. F.	M. F.	M. F.	Céli- ba- taires.	Ma- riés.	En veu- vage.					
						H. F	H. F.	H. F.	H. F.	H. F.								

Fraude et conspiration de fraude.—*Fin.*

									5		1		1						
					4				4		4		5			5		1	
				1					3	1		1	9			6		7	2
6									1				6			1		3	
				1															
6					6				13	1	5	1	21			12		11	2
8	3																		
				2	120	1	1	18	8	140	12	37	4	130	15	116		106	4

Vol de chevaux, bétail et moutons.

						1										1	
1										1							1
2						2										2	
	1									1							1
					1	1	2									1 2	1
					a1					2						1	1
					b4					1						1	
					1			2								2	
					1			1		1						2	
2								1								2	
					2											1	
1	4				1	1				5				1		4	1
					1			1								1	
3	4				11	1	7	10						5		15	3
								1								1	
								1						1		1	
					1									1			
					1		1									1	
	3													4			
					1			3								3	

*a* Enlisted—Enrôlés. *b* 1 to be whipped—1 à être fouetté.

$$10c - 5\frac{1}{3}$$

Table I. Offences against property without violence. Class III.

Judicial District in which offence was com- mitted.  Districts judi- ciaires où l'offense a été commise.	Number of Charges  —  Nombre d'accu- sations.	Ac- quit- ted.  —  Ac- quit- tés.	De- tained for Lu- nacy.  —  Dé- tenus pour cause de folie.	Convictions. — Condemnations.				Sentence.		
				Total	Con- victed 1st.	Con- victed 2nd.	Reite- rated.	Committed to Jail. — Emprisonnés.		
					—	—	—	With the option of a fine. — Sur option entre la pri- son ou l'a- mende	No Option. — Sans option.	
					Con- dam- nés une fois.	Con- dam- nés deux fois.	Plus de 2 réci- des.		Un- der one year. — Moins d'un an.	One year and over. — Un an et plus.
		M.	F.							

Horse, cattle and sheep stealing—*Concluded.*

Moose Jaw, Sask.	3	1	..	2	2	..	..	..	..	..
Prince Albert, Sask.	1	1	..	..	..	..	..	..	..	..
Swift Current, Sask.	5	4	..	1	1	..	..	..	..	..
Weyburn, Sask.	5	1	..	4	4	..	..	1	..	..
Wynyard, Sask.	5	a1	..	4	4	..	..	..	..	1
Yorkton, Sask.	6	2	..	4	4	..	..	..	..	..
Totals of Saskatchewan.	44	19	..	25	25	..	..	1	3	2
Calgary, Alta.	16	8	..	8	8	..	..	5	2	..
Edmonton, Alta.	6	1 1	..	4	4	..	..	2	1	..
Lethbridge, Alta.	1	1	..	..	..	..	..	..	..	..
Macleod, Alta.	4	2	..	2	2	..	..	..	2	..
Medicine Hat, Alta.	1	..	..	1	1	..	..	1	..	..
Red Deer, Alta.	4	1	..	3	2	..	1	..	..	..
Wetaskiwin, Alta.	6	5	..	1	1	..	..	..	1	..
Totals of Alberta.	38	18 1	..	19	18	..	1	8	6	1
Cariboo, B.C.	1	..	..	1	1	..	..	..	..	1
Westminster, B.C.	1	..	..	1	1	..	..	..	..	1
Yale, B.C.	2	1	..	1	1	..	..	..	1	..
Totals of Canada.	129	45 1	..	83	70	7	6	11	15	10

## Theft.

Queen's, P.E. I.	18	1	..	17	14	2	1	..	8	..
Annapolis, N.S.	1	1	..	..	..	..	..	..	..	..
Antigonishe, N.S.	1	..	..	1	1	..	..	..	..	..
Cape Breton, N.S.	37	10	..	27	26	1	..	6	4	1
Colchester, N.S.	10	..	..	10	10	..	..	..	2	..
Cumberland, N.S.	27	2	..	25	18	6	1	6	8	..
Digby, N.S.	1	1	..	..	..	..	..	..	..	..
Halifax, N.S.	121	12 5	..	104	86	8	10	1	9	..
Hants, N.S.	15	..	..	15	15	..	..	2	2	..
Inverness, N.S.	1	..	..	1	1	..	..	1	..	..
King's, N.S.	8	..	..	8	8	..	..	..	1	..
Lunenburg, N.S.	8	..	..	8	8	..	..	..	..	1
Pictou, N.S.	9	63	..	6	4	2	..	3	2	..
Queen's, N.S.	5	4	..	1	1	..	..	..	..	..
Yarmouth, N.S.	15	1	..	14	11	2	1	..	5	..
Totals of Nova Scotia.	259	34 5	..	220	189	19	12	19	33	2
Albert, N.B.	1	..	..	1	1	..	..	..	..	..
Carleton, N.B.	5	c3	..	2	2	..	..	..	1	..
Charlotte, N.B.	3	..	..	3	3	..	..	..	..	..
Gloucester, N.B.	1	..	..	1	1	..	..	..	..	1

a c 2 Jury disagreed—Le jury ne s'est pas accordé.

b 1 enlisted—Enrôlé.

## SESSIONAL PAPER No. 10c

Tableau 1.

Délits sans violence contre la propriété.

Classe III.

Sentence.						Ages & Sexes.										Civil Condition. — État civil.		
Penitentiary. — Pénitencier.			D'th.  —  De mort.	Com- mit- ted to Refor- ma- to- ries.  —  En- voyés à la prison de Réfor- me.	Other Sen- tences.  —  Autres sen- tences.	Under 16 years.	16 years and under 21.	21 years and under 40.	40 years and over.	Not given.	Single.	Mar- ried.	Wi- dowed					
Two years and un- der five.	Five years and over.	Life.				Moins de 16 ans.	16 ans et moins de 21.	21 ans et moins de 40.	40 ans et plus.	Non- donné.								
						M.	F.	M.	F.	M.				F.	M.	F.		
Doux ans et m'ns de cinq.	Cinq ans et plus.	—  A vie.				M.	F.	M.	F.	M.	F.	Céli- ba- taires.	Mari- és.	En- veu- vage.				
						H.	F.	H.	F.	H.	F.							

Vol de chevaux, bétail et moutons—Fin.

1	1									2						1	1	
					1									1				
	1				2	1				1		1		1		2	1	
	1				2					2		2				1	3	
					4					1		3				1	3	
1	6				12	1	1			9		6		8		8	8	
1										1				7			1	
1										3		1				2	2	
										2						1	1	
										1						1		
1	1							1		1				1		2		
										1							1	
3	1							1		9		1		8		6	5	
														1			1	
										1						1		
										1							1	
10	12			1	24	7	9			34		10		23		38	21	1

Vol simple.

					9	7	3	4				3		12	2		
					1		1							1			
	1			6	9	7	1	5	3	1		9	1	12	5		
2				4	6	6	1	3	1	2		10		15	3		
					a7	6						7					
2				18	74	51	2	22	2	22	2	2	1	93	10		
1					10			1				14			1		
								1						1			
1	1			2	4	5		1		2				7	1		
1	1				5	3		1		2		2		6			
										5		1		5	1		
	1													1			
1				6	2	7		3		2				14			
9	3			36	118	79	4	31	2	43	7	10		43	1	155	21
				1			1									1	
1								1						1		1	
					3									3			
										1						1	

a, 1 to enlist—Devant s'enrôler.

Table 1. Offences against property without violence. Class III.

Judicial Districts.  in which  offence was com-  mitted.  —  Districts judi- ciaires où l'offense  a été commise.	Number of Charges  —  Nombre d'accu- sations.	Ac- quit- ted.  —  Ac- quit- tés.	De- tained for Lu- nacy.  —  Dé- tenus pour cause de folie.	Convictions. — Condemnnations.				Sentence.		
								Committed to Jail — Emprisonnés.		
				Total.	Con- victed 1st.  —  Con- dam- nés une fois.	Con- victed 2nd.  —  Con- dam- nés deux fois.	Reite- rated.  —  Plus de 2 rédi- ves.	With the option of a fine. — Sur option entre la pri- son ou l'a- m'nde	No Option. — Sans option.	
									Un- der one year. — Moins d'un an.	One year and over — Un an et plus.
		M. F.								

## Theft—Continued.

King's, N.B.	6				6	6				2	
Madawaska, N.B.	3	1			2	2					
Northumberland, N.B.	11				11	11			3	1	
Restigouche, N.B.	4	1			3	3				3	
St. John, N.B.	152	7	2		143	125	9	9	3	4	
Victoria, N.B.	1	1									
Westmorland, N.B.	30	9	1		20	20				11	
York, N.B.	1				1	1			1		
Totals of New Brunswick	218	22	3		193	175	9	9	7	22	1
Arthabaska, Que.	7		1		6	6			1	2	
Beauce, Que.	4	2			2	2					
Beauharnois, Que.	6				6	6			4	2	
Bedford, Que.	19	7			12	12				6	
Gaspé, Que.	3				3	3				3	
Iberville, Que.	4				4	4				2	
Joliette, Que.	2				2	2				1	1
Kamouraska, Que.	10	6			4	4			1	1	
Montcalm, Que.	5	1			4	4				2	1
Montmagny, Que.	14	12			2	2				2	
Montreal, Que.	1,301	178	11	m1	1,111	836	163	109	136	220	14
Ottawa, Que.	44	2			42	26	12	4	5	16	
Pontiac, Que.	6				6	6				2	
Quebec, Que.	186	16	3		167	158	7	2	4	21	
Richelieu, Que.	9				9	7	2			3	1
Rimouski, Que.	8	1			7	7				4	
Roberval, Que.	1				1	1				1	
St. Francis, Que.	30	5	1	m2	23	22	1			9	
St. Hyacinthe, Que.	5				5	5				1	
Terrebonne, Que.	6				6	6					
Three Rivers, Que.	23	8	1		14	11	2	1		9	
Totals of Quebec	1,693	238	17	2	1,436	1,130	190	116	151	307	17
Algoma, Ont.	35	2	2		31	25	3	3		14	2
Brant, Ont.	63	24	5		34	24	6	4	10	3	1
Bruce, Ont.	14	2			12	12				6	
Carleton, Ont.	372	69	9		294	244	33	17	63	46	10
Dufferin, Ont.	5				5	5				3	
Elgin, Ont.	51	7	3		41	29	9	3	2	3	
Essex, Ont.	117	10	1		106	98	8		12	18	5
Frontenac, Ont.	31	10			21	21				3	
Grey, Ont.	27	7			20	17	1	2	1	6	1
Haldimand, Ont.	13	3			10	10			1		
Halton, Ont.	30	a1	1		28	27	1		8	4	
Hastings, Ont.	74	7	1		66	47	10	9	8	14	3
Huron, Ont.	8	1			7	7				2	
Kenora, Ont.	38	4			34	25	3	6	10	2	

a Jury disagreed—Le jury ne s'est pas accordé.

## SESSIONAL PAPER No. 10c

Tableau I.													Délits sans violence contre la propriété										Classe III.		
Sentence.										Ages & Sexes.										Civil Condition.					
Penitentiary. — Pénitencier.																				— État civil.					
Two years and under five.		Five years and over.		Life.	D'th.	Committed to Reformatories.	Other Sentences.	Under 16 years.		16 years and under 21.		21 years and under 40.		40 years and over.		Not given.		Singl.	Married.	Widowed					
— Deux ans et m'ns de cinq.		— Cinq ans et plus.						— A vie		— De mort		— En-voyés à la prison de Réforme.		— Autres sentences.		Moins de 16 ans.					16 ans et moins de 21.		21 ans et moins de 40.		40 ans et plus.
								M.	F.	M.	F.	M.	F.	M.	F.	M.	F.								
								—	—	—	—	—	—	—	—	—	—	Céli bataires.	Ma-riés.	En-veu-vage.					
								H.	F.	H.	F.	H.	F.	H.	F.	H.	F.								

Vol simple—Suite.

1				1	a2	2				3				2	1*	4	1	
				2		2				2				3		2		
				4	3	6				2						8		
4				2	130	61	2	23	2	39	6	10	1			2	1	
				2	7	7		4		6	1	1		1		15	2	
														1				
6				12	145	76	3	30	2	51	7	11	1	11	1	158	23	
1					2	2				2				2		3	1	
1					1									2				
1				2	3	2		1		5		1		3		5	3	
				1	1	1		2		3				1		3		
				1		1		1		1		1				2	2	
	1			1	1	1		1		3				1		3	1	
										1				1		2		
41	6			72	b622	424	15	159	10	220	26	59	3	179	16	762	147	8
9				1	11	8		7	1	20	1	1		4		30	8	
					4			1		1				4		1	1	
3	1			32	106	39	6	26	5	62	8	16	3	2		119	44	2
				4	1	4				5						6	3	
				2	1	3		1	1	2						5	2	
														1				
1				8	5	11	2	1		9						20	3	
				2	2									5				
				3	3	3		1		2						6		
					5	1		5		4		3		1		6	7	1
57	8			128	768	499	23	206	17	342	35	81	6	211	16	973	222	11
				2	13	3			2					17	9	3	8	
					20			11	1	14	3	4		1		16	17	1
					6	5				2				5		7		
1				15	c159	155	5	38	19	50	7	13	4	3		250	41	1
					a2					1		2		2		2	1	
					35	22		10		3	2	3		1		34	6	
					71	30		30	2	34	2	4		4		80	9	
				3	d15	11		3		5		2				16	5	
					12	1		4	1	6		1	1	6		7	5	
					8	6		1				3				7	3	
1				2	13	5		7		9		1		6		16	9	
6				3	32	19		12	1	12		3	1	18		31	14	
					5	4				3						6	1	
					21	8		2		17	4	2	1			16	18	

a To enlist—Devant s'enrôler.

b 7 to enlist and 1 deported—7 devant s'enrôler et 1 déporté.

c 1 to be deported—Devant être déporté.

d 3 to be whipped—3 devant être fouettés.

Table I.

## Offences against property without violence.

Class III.

Judicial Districts in which offence was com- mitted.  Districts judi- ciaires où l'offense a été commise.	Number of Charges  —  Nombre d'accu- sations.	Ac- quit- ted.  —  Ac- quit- tés.	De- tained for Lu- nacy.  —  Dé- tenus pour cause de folie.	Convictions. — Condemnations.				Sentence.		
				Total.	Con- victed 1st.	Con- victed 2nd.	Reite- rated.	Committed to Jail — Emprisonnés.		
					—	—	—	With the option of a fine. — Sur option entre la pri- son ou l'a- m'nde	No Option. — Sans option.	
					Con- dam- nés une fois.	Con- dam- nés deux fois.	Plus de 2 réci- des.		Un- der one year. — Moins d'un an.	One year and over. — Un an et plus.
		M.	F.							

## Theft—Continued.

Kent, Ont. . . . .	39	10	2	27	20	5	2	1	6	3
Lambton, Ont. . . . .	45	6	4	35	32	1	2	10	3	...
Lanark, Ont. . . . .	28	7	...	21	17	4	...	1	1	...
Leeds and Grenville, Ont. . . . .	36	4	...	32	30	1	1	1	4	...
Lennox and Addington, Ont. . . . .	13	...	...	13	13	...	...	...	2	1
Lincoln, Ont. . . . .	50	8	1	41	31	7	3	6	6	...
Manitoulin Ont. . . . .	5	3	...	2	2	...	...	...	1	...
Middlesex, Ont. . . . .	113	4	3	106	79	17	10	8	21	11
Muskoka, Ont. . . . .	8	2	...	6	6	...	...	...	1	...
Nipissing, Ont. . . . .	33	4	...	29	24	5	...	20	4	1
Norfolk, Ont. . . . .	29	11	...	18	17	1	...	4	2	...
Northumberland & Durham, Ont. . . . .	28	2	2	24	23	1	...	...	6	...
Ontario, Ont. . . . .	19	...	...	19	16	2	1	6	4	...
Oxford, Ont. . . . .	22	2	...	20	20	...	...	11	...	...
Parry Sound, Ont. . . . .	48	16	...	32	27	2	3	2	13	2
Peel, Ont. . . . .	8	...	...	8	5	2	1	3	1	...
Perth, Ont. . . . .	35	3	...	32	29	3	...	6	4	...
Peterborough, Ont. . . . .	36	6	...	30	22	3	5	8	3	...
Prescott and Russell, Ont. . . . .	6	...	...	6	6	...	...	1	1	...
Prince Edward, Ont. . . . .	11	...	...	11	9	2	...	7	...	...
Rainy River, Ont. . . . .	14	7	...	7	7	...	...	...	1	...
Renfrew, Ont. . . . .	24	...	...	24	24	...	...	8	10	1
Simcoe, Ont. . . . .	83	11	...	72	58	9	5	20	8	3
Stormont, Dundas & Glengary, O. . . . .	19	3	1	15	12	1	2	4	...	1
Sudbury, Ont. . . . .	60	9	...	51	48	...	3	11	12	1
Temiskaming, Ont. . . . .	104	28	1	75	65	9	1	10	5	...
Thunder Bay, Ont. . . . .	87	7	1	79	66	8	5	32	12	2
Victoria, Ont. . . . .	15	...	...	15	15	...	...	7	2	1
Waterloo, Ont. . . . .	59	10	...	49	46	3	...	5	3	...
Welland, Ont. . . . .	61	5	...	56	51	2	3	13	4	...
Wellington, Ont. . . . .	24	...	...	24	24	...	...	7	4	...
Wentworth, Ont. . . . .	376	63	9	304	234	34	36	44	39	17
York, Ont. . . . .	1,160	238	43	1,576	1,129	211	236	195	411	22
Totals of Ontario . . . . .	4,276	616	89	3,568	2,798	407	363	575	709	90
Dauphin, Man. . . . .	17	6	...	11	11	...	...	2	2	2
Manitoba, Central . . . . .	25	2	1	22	18	3	1	10	6	2
Manitoba, Eastern . . . . .	503	50	13	439	356	42	41	35	75	7
Manitoba, Northern . . . . .	10	...	...	10	10	...	...	1	6	1
Manitoba, Southern . . . . .	3	1	...	2	2	...	...	...	2	...
Manitoba, Western . . . . .	49	6	5	38	29	3	6	11	6	3
Totals of Manitoba . . . . .	607	65	19	522	426	48	48	59	97	15
Battleford, Sask. . . . .	35	11	...	24	23	1	...	12	4	...
Estevan, Sask. . . . .	7	6	1	...	...	...	...	...	...	...
Humboldt, Sask. . . . .	21	5	...	16	16	...	...	11	1	2
Kerr-Robert, Sask. . . . .	7	2	...	5	5	...	...	2	...	...

## SESSIONAL PAPER No. 10c

Tableau I.

Délits sans violence contre la propriété.

Classe III.

Sentence.						Ages & Sexes.										Civil Condition.		
Penitent ary. — Pénitencier.			D'th.	Com- mitted to Refor- matories.	Other Sen- tences.											Étate civil.		
Two years and un- der five.	Five years and over.	Life.														Single.	Mar- ried.	Wi- dowed
—	—	—	De mort	En- voyés à la prison de Réfor- me.	Autres sen- tences.	Under 16 years.	16 years and under 21.	21 years and under 40.	40 years and over	Not given.								
—	—	—	—	—	—	Moins de 16 ans.	16 ans et moins de 21.	21 ans et moins de 40.	40 ans et plus.	Non- donné.								
Deux ans et m'ns de cinq.	Cinq ans et plus.	A vie				M. F.	M. F.	M. F.	M. F.	M. F.	M. F.	M. F.	M. F.	Céli- ba- taires.	Ma- riés.	En veu- vage.		
						— —	— —	— —	— —	— —	— —	— —	— —					
						H. F.	H. F.	H. F.	H. F.	H. F.	H. F.	H. F.	H. F.					

Vol simple—Suite.

1	16	10	6	2	7	13	4	1	1	1	1	1	1	1	1	1	1
3	a19	9	5	4	11	18	5	1	4	4	11	18	5	1	1	1	1
3	b19	7	9	3	1	17	3	1	1	1	1	17	3	1	1	1	1
2	22	12	5	10	4	22	10	4	4	1	1	22	9	1	1	1	1
8	8	8	1	2	1	11	2	1	1	1	1	11	1	1	1	1	1
23	23	23	2	8	3	31	2	3	1	2	2	31	7	1	1	1	1
1	1	1	2	21	2	2	2	2	2	2	2	2	2	2	2	2	2
33	a42	33	19	7	21	75	23	4	3	8	8	75	23	1	1	1	1
5	5	5	1	1	1	4	1	1	1	4	4	4	1	1	1	1	1
2	1	2	6	11	7	17	10	1	1	5	5	17	10	1	1	1	1
9	9	10	1	3	1	13	3	1	1	1	1	13	3	1	1	1	1
6	6	6	7	10	1	17	6	1	1	3	3	17	6	1	1	1	1
3	3	3	5	7	7	13	3	1	1	1	1	13	3	1	1	1	1
7	7	6	6	6	6	10	6	1	1	1	1	10	6	1	1	1	1
4	4	10	9	9	1	20	6	1	7	1	7	20	6	1	1	1	1
1	b4	1	4	1	2	6	1	1	2	2	2	6	1	1	1	1	1
5	5	5	1	7	9	22	9	4	3	3	3	22	9	1	1	1	1
15	c18	15	5	2	3	24	6	2	2	1	1	24	6	1	1	1	1
2	2	2	1	2	2	4	1	2	2	1	1	4	1	1	1	1	1
3	3	3	1	7	7	5	6	1	1	1	1	5	6	1	1	1	1
1	1	1	1	2	2	6	1	3	2	1	1	6	1	1	1	1	1
1	1	1	1	5	5	7	2	1	2	10	5	7	2	1	1	1	1
1	1	1	1	35	25	53	4	2	2	12	3	53	4	1	1	1	1
1	1	2	1	6	3	7	6	1	1	1	1	7	6	1	1	1	1
1	1	1	3	23	7	25	3	1	15	20	1	25	3	1	1	1	1
1	1	1	45	59	1	61	10	1	18	4	4	61	10	1	1	1	1
1	1	1	29	29	24	45	28	5	7	1	5	45	28	1	1	1	1
1	1	1	4	1	1	4	4	1	4	9	4	4	2	1	1	1	1
1	1	1	38	15	10	1	12	1	3	1	6	34	8	1	1	1	1
1	1	1	36	15	8	1	18	2	2	10	6	32	14	1	1	1	1
1	1	1	d13	4	1	3	5	3	2	6	6	13	10	1	1	1	1
2	2	2	e177	106	7	54	6	56	17	13	6	201	62	2	2	2	2
11	11	11	871	824	19	241	31	279	85	49	38	1,344	220	1	1	1	1
35	35	35	183	1,971	1,491	39	581	78	729	151	165	64	251	19	2,664	617	9
1	1	1	5	3	1	2	1	4	2	2	1	1	2	1	2	7	1
7	7	7	10	f 304	179	13	46	18	102	30	24	14	11	2	132	106	3
1	1	1	2	2	2	2	2	7	7	1	1	1	7	1	2	2	2
1	1	1	11	14	2	2	2	13	3	3	3	22	10	1	1	1	1
7	7	7	18	325	194	15	52	18	137	32	31	15	23	5	174	131	4
1	1	1	7	7	7	7	7	14	14	1	9	2	4	1	1	1	1
1	1	1	1	1	1	1	1	4	4	12	5	1	1	1	1	1	1

a 1 deported—1 déporté. b 1, g 2 to enlist—Devant s'enrôler. c 8, d 1, e 3 to be whipped—Devant être fouettés. f 3 to enlist and 2 deported—3 devant s'enrôler et 2 devant être déportés. g 2 to enlist—Devant s'enrôler.

Table 1. Offences against property without violence. Class 11.

Judicial Districts in which offence was com- mitted.  Districts judi- ciaires où l'offense a été commise.	Number of Charges  —  Nombre d'accu- sations.	Ac- quit- ted.  Ac- quit- tés.  —  M. F		De- tained for Lu- nacy.  —  Dé- tenus pour cause de folie.	Convictions. — Condemnations.				Sentence.		
					Total.	Con- victed 1st.  —  Con- dam- nés une fois.	Con- victed 2nd.  —  Con- dam- nés deux fois.	Reite- rated.  —  Plus de 2 récidi- ves.	Committed to Jail. — Emprisonnés.		
									With the option of a fine. — Sur option entre la pri- son ou l'a- m'nde	Sans option.	
										Un- der one year. — Moins d'un an.	One year and over — Un an et plus.
Kindersley, Sask.	19	4	..	..	15	15	..	..	12	1	..
Melville, Sask.	27	7	..	..	20	20	..	..	9	2	1
Moose Jaw, Sask.	66	13	3	..	50	43	4	3	13	21	7
Moosomin, Sask.	18	6	..	..	12	12	..	..	8	4	..
Prince Albert, Sask.	61	13	..	..	48	44	2	2	8	29	3
Regina, Sask.	97	16	2	..	79	78	1	..	27	34	3
Saskatoon, Sask.	90	20	..	..	70	54	11	5	24	28	1
Swift Current, Sask.	77	16	3	..	58	57	1	..	34	13	..
Weyburn, Sask.	58	10	..	..	48	48	..	..	32	8	..
Wynyard, Sask.	25	3	..	..	22	22	..	..	..	11	7
Yorkton, Sask.	38	6	1	..	31	31	..	..	18	6	..
Totals of Saskatchewan	646	138	10	..	498	468	20	10	210	162	24
Athabaska, Alta.	41	10	..	..	31	30	1	..	15	13	1
Bassano, Alta.	5	1	..	..	4	4	..	..	4	..	..
Calgary, Alta.	208	a54	8	..	146	101	21	24	46	38	2
Edmonton, Alta.	131	b43	1	..	87	68	13	6	28	18	6
Lethbridge, Alta.	21	4	..	..	17	17	..	..	6	7	..
Macleod, Alta.	20	2	..	..	18	18	..	..	16	2	..
Medicine Hat, Alta.	18	2	..	..	16	16	..	..	11	2	..
Red Deer, Alta.	19	4	..	..	15	15	..	..	10	4	..
Stettler, Alta.	10	6	..	..	4	4	..	..	4	..	..
Taber, Alta.	24	5	1	..	18	18	..	..	12	..	..
Wetaskiwin, Alta.	26	b12	1	..	13	13	..	..	8	2	..
Totals of Alberta	523	143	11	..	369	304	35	30	160	86	9
Atlin, B.C.	11	..	..	..	11	10	1	..	..	5	2
Caribou, B.C.	11	a2	..	..	9	9	..	..	2	4	..
Kootenay, B.C.	35	4	..	..	31	30	1	..	14	13	1
Nanaimo, B.C.	26	a6	..	..	20	18	1	1	2	10	1
Vancouver, B.C.	238	52	7	..	179	148	18	13	19	64	8
Victoria, B.C.	88	12	2	..	74	67	6	1	3	21	..
Westminster, B.C.	37	5	..	..	32	28	3	1	6	7	..
Yale, B.C.	17	c3	..	..	14	11	1	2	1	4	..
Totals of British Columbia	463	84	9	..	370	321	31	18	47	128	12
Yukon	10	1	..	..	9	8	1	..	3	4	..
Totals of Canada	8,713	1342	..	6	7202	5833	762	609	1231	1556	170

## Theft from the person.

Cape Breton, N.S.	2	2	..	..	..	..	..	..	..	..	..
Halifax, N.S.	2	..	2	..	..	..	..	..	..	..	..
York, N.B.	1	..	..	..	1	1	..	..	..	..	..

a 1-b 2 Nolle prosequi.

c 2 Jury disagreed—Le jury ne s'est pas accordé.

## SESSIONAL PAPER No. 10c

Tableau I.													Délits sans violence contre la propriété.										Classe III.		
Sentence.													Ages & Sexes.										Civil Condition. — État civil.		
Penitentiary. — Pénitencier.			D'th.  De mort	Com- mitted to Refor- ma- to- ries  En- voyés à la prison de Réfor- me	Other Senten- ces.  Autres senten- ces.	Under 16 years.		16 years and under 21.		21 years and under 40.		40 years and over.		Not given.		Singl.  —	Mar- ried.  —	Wi- dowed  —							
Two years and under five.	Five years and over.	Life.  —  A vie				Moins de 16 ans.		16 ans et moins de 21.		21 ans et moins de 40.		40 ans et plus.		Non- donné.											
						M.	F.	M.	F.	M.	F.	M.	F.	M.	F.										
																Céli- ba- taires	Ma- riés.	En veu- vage.							
Deux ans et m'ns de cinq.	Cinq ans et plus.	A vie				H.	F.	H.	F.	H.	F.	H.	F.	H.	F.										

Vol simple.—Fin.

...	...	...	...	...	2	...	...	...	...	1	...	1	1	12	...	1	2	...
...	...	...	...	...	8	...	...	1	...	5	...	...	...	13	1	5	1	...
1	...	...	...	...	8	...	...	4	2	29	5	3	1	6	...	21	23	...
...	...	...	...	...	...	...	...	...	...	2	...	...	...	10	...	...	1	...
...	...	...	...	...	a8	...	...	4	2	20	...	10	...	12	...	23	12	...
2	...	...	...	...	13	...	...	18	1	29	1	7	...	19	4	34	25	...
...	...	...	...	...	17	5	1	3	1	38	2	1	1	18	...	33	13	1
...	...	...	...	...	11	...	...	2	...	8	1	3	...	44	...	6	8	...
1	...	...	...	...	7	...	...	1	...	3	...	...	1	42	1	...	5	...
...	...	...	...	...	4	...	...	...	...	1	...	...	...	21	...	...	1	...
...	...	...	...	...	7	...	...	...	...	...	...	1	...	30	...	...	1	...
5	1	...	...	...	96	5	1	33	6	145	9	26	5	253	6	125	96	1
...	...	...	...	...	2	...	...	...	...	3	...	2	...	25	1	4	1	...
...	...	...	...	...	...	...	...	...	...	...	...	...	...	4	...	...	...	...
9	...	...	...	...	51	3	...	24	2	63	13	12	1	28	...	80	39	...
9	3	...	...	...	23	...	...	9	...	35	1	8	...	33	1	29	22	1
...	...	...	...	...	4	2	...	1	...	2	...	...	...	12	...	3	...	...
...	...	...	...	...	...	...	...	...	...	1	...	...	...	16	1	1	...	...
...	...	...	...	...	3	...	...	...	...	3	1	2	...	10	...	4	2	...
...	...	...	...	...	1	...	...	1	...	...	...	...	...	14	...	1	...	...
...	...	...	...	...	...	...	...	...	...	...	...	...	...	4	...	...	...	...
...	...	...	...	...	6	...	...	...	...	...	...	...	...	16	2	...	...	...
...	...	...	...	...	3	...	...	1	...	...	...	...	...	12	...	1	...	...
18	3	...	...	...	93	5	...	36	2	107	15	24	1	174	5	123	64	1
...	...	...	...	...	4	...	...	2	...	7	...	2	...	...	...	9	2	...
1	...	...	...	...	2	...	...	...	...	3	...	2	...	4	...	3	3	...
...	...	...	...	...	3	...	...	...	...	16	1	2	...	12	...	10	8	...
1	...	...	...	1	5	3	...	4	...	5	...	...	...	8	...	11	1	...
...	...	...	...	9	79	50	2	26	1	66	5	27	1	1	...	137	37	1
1	...	...	...	3	46	25	...	7	4	21	2	4	...	11	...	53	10	...
1	...	...	...	3	115	12	...	3	2	4	...	2	...	9	...	21	1	1
...	...	...	...	2	7	3	...	...	...	9	...	2	...	...	...	8	5	...
...	...	...	...	18	161	93	2	42	7	131	8	41	1	45	...	252	67	2
...	1	...	...	...	1	...	...	...	...	1	...	2	...	3	3	2	1	2
141	22	...	...	395	3,687	2,449	87	1,014	132	1,699	264	391	93	1,017	56	4,638	1,244	28

Vol sur la personne.

...	...	...	...	...	...	...	...	...	...	...	...	...	...	...	...	...	...	...
...	...	...	...	...	...	...	...	...	...	...	...	...	...	...	...	...	...	...
...	...	...	...	...	1	...	...	...	...	1	...	...	...	...	...	...	1	...

a 1-b 2 to enlist.—Devant s'enrôler.

Table I

## Offences against property without violence.

Class III.

Judicial District in which offence was com- mitted. — Districts judi- ciaires où l'offense a été commise.	Number of Charges  Nombre d'accu- sations.	Ac- quit- ted.  Ac- quit- tés.	De- tained for Lu- nacy.  Dé- tenus pour cause de folie.	Convictions. — Condemnations.				Sentence.			
				Total.	Con- victed 1st.  — Con- dam- nés une fois.	Con- victed 2nd.  — Con- dam- nés deux fois.	Reite- rated.  — Plus de 2 rédi- ves.	Committed to Jail. — Emprisonnés.			
								With the option of a fine. — Sur option entre la pri- son ou l'a- m'nde	No option. — Sans option.		
									Un- der one year. — Moins d'un an.	One year and over. — Un an et plus.	
Theft from the person—Concluded.											
Montreal, Que.....	80	33	7	m1	39	29	4	6	3	7	2
Quebec, Que.....	1	..	..	..	1	..	1	..	..	..	..
Three Rivers, Que.....	1	..	..	..	1	..	..	1	..	..	..
Carleton, Ont.....	11	2	..	..	9	8	1	..	..	4	2
Essex, Ont.....	2	2	..	..	..	..	..	..	..	..	..
Frontenac, Ont.....	1	..	..	..	1	1	..	..	..	..	1
Kenora, Ont.....	2	2	..	..	..	..	..	..	..	..	..
Kent, Ont.....	1	1	..	..	..	..	..	..	..	..	..
Parry Sound, Ont..	1	..	..	..	1	1	..	..	..	..	..
Simcoe, Ont.....	1	..	..	..	1	..	1	..	..	..	..
Wentworth, Ont.....	4	1	..	..	3	2	1	..	..	2	..
York, Ont.....	13	3	..	..	10	7	2	1	1	..	2
Totals of Ontario.	36	11	..	..	25	19	5	1	1	6	6
Dauphin, Man.....	1	..	..	..	1	1	..	..	..	..	..
Manitoba, Eastern.....	15	5	2	..	8	7	1	..	..	3	..
Manitoba, Western ..	1	..	..	..	1	1	..	..	..	1	..
Moose Jaw, Sask ..	1	..	..	..	1	1	..	..	..	1	..
Prince Albert, Sask.....	2	..	..	..	2	1	..	1	..	2	..
Regina, Sask ..	1	..	..	..	1	1	..	..	..	1	..
Swift Current, Sask.....	5	1	..	..	4	4	..	..	..	4	..
Calgary, Alta ..	8	5	..	..	3	3	..	..	..	2	..
Medicine Hat, Alta.....	2	..	..	..	2	2	..	..	2	..	..
Kootenay, B.C ..	1	..	..	..	1	1	..	..	..	1	..
Vancouver, B.C.....	16	a4	3	..	9	9	..	..	..	4	2
Totals of Canada.....	176	61	14	1	100	80	11	9	6	32	10

## Theft of registered letters and other mail matter.

Restigouche, N.B ..	1	..	..	..	1	1	..	..	..	..	..
Joliette, Que.....	2	1	..	..	..	..	..	..	..	..	..
Montreal, Que.....	1	..	..	..	2	2	..	..	..	..	..
Lambton, Ont.....	5	1	..	..	4	1	2	1	..	..	..
Northumberland and Durham, Ont.	2	2	..	..	..	..	..	..	..	..	..
Parry Sound, Ont.....	1	..	..	..	1	1	..	..	..	..	..
Peterborough, Ont.....	1	..	..	..	1	1	..	..	..	..	..
Rainy River, Ont.....	2	..	..	..	2	1	1	..	..	..	..
Temiskaming, Ont.....	1	1	..	..	..	..	..	..	..	..	..
York, Ont.....	1	..	..	..	1	1	..	..	..	..	..
Manitoba, Eastern.....	1	..	..	..	1	1	..	..	..	..	..
Totals of Canada.....	18	5	..	..	13	9	3	1	..	..	..

a Nolle prosequi.

## SESSIONAL PAPER No. 10c

Tableau 1.													Délits sans violence contre la propriété.													Classe III.		
Sentence.										Ages & Sexes.										Civil Condition.								
Penitentiary. — Pénitencier.			D'th.  De mort.	Com- mit- ted to Refor- ma- to- ries.  En- voyés à la prison de Réfor- me.	Other Senten- ces.  Autres senten- ces.	Under 16 years.		16 years and under 21.		21 years and under 40.		40 years and over.		Not given.		Singl.  Céli- baitaires	Mar- ried.  Ma- riés.	Wi- lowed  En veu- vage.										
Two years and un- der five.  Deux ans et m'ns de cinq	Five years and over.  Cinq ans et plus.	Life.  A vie.				Moins de 16 ans.		16 ans et moins de 21.		21 ans et moins de 40.		40 ans et plus.		Non- donné.														
						M.	F.	M.	F.	M.	F.	M.	F.	M.	F.													
						—	—	—	—	—	—	—	—	—	—				—	—								
						H.	F.	H.	F.	H.	F.	H.	F.	H.	F.													

## Vol sur la personne—Fin.

13	1				13			3	2	27	2		1	4		20	15	
					1					1						1	1	
				1	2	3		1	3	2						6	3	
												1					1	
								1								1		
					1	1										1		
1										3							3	
2				1	4	6				4							6	
3				2	7	10		1	1	10	2	1				8	15	
				1														
1					4			1		2	3	2	1			3	1	
								1								1		
										1						1	1	
										1						1		
										1						1		
1										1	2					1	1	1
										2						2		
					3	2		1		4		2		1		8	1	
18	1			3	30	12		7	3	54	9	5	2	8		47	43	1

## Vol de lettres recommandées et autres matières postales.

1										1							1	
2								1		1							2	
2	1				1			4								1		
1								1								1		
2				1						2	1					1	2	
					1	1										1		
					1							1					1	
8	1			1	3	1		6		4	1	1				7	6	

a 1 deported—Déporté.

Table 1.

Malicious offences against property.

Class IV.

Judicial District in which offence was com- mitted. — Districts judi- ciaires où l'offense a été commise.	Number of Charges — Nombre d'accu- sations.	Ac- quit- ted. — Ac- quit- tés.		De- tained for Lu- nacy. — Dé- tenus pour cause de folie.	Convictions. — Condamnations.			Sentence.		
								Committed to Jail.		
								Emprisonnés.		
								With the option of a fine. — Sur option entre la pri- son ou l'a- m'nde	Sans option.	One year and over. — Un an et plus.
		M.	F.		Total.	Con- victed 1st. — Con- dam- nés une fois.	Con- victed 2nd. — Con- dam- nés deux fois.	Reite- rated. — Plus de 2 réci- dive- s.		

## Arson and attempt to commit arson.

Antigonishe, N.S.	1	1				2	2			1
Halifax, N.S.	3	1				2	2			
Queen's, N.S.	2					2	2			
Shelburne, N.S.	1					1	1			
King's, N.B.	3					3	3			
Northumberland, N.B.	1	1								
St. John, N.B.	2					2	2			
Bedford, Que.	4	4								
Montcalm, Que.	1	1								
Montreal, Que.	3		m 1			2	1	1		
Richelieu, Que.	1					1	1			
St. Francis, Que.	2	2								
Bruce, Ont.	2	1	1							
Elgin, Ont.	2					2	1	1		
Essex, Ont.	1	1								
Haldimand, Ont.	2	2								
Hastings, Ont.	1	1								
Lambton, Ont.	1					1	1			
Leeds and Grenville, Ont.	3	3								
Lincoln, Ont.	1	1								
Prescott and Russell, Ont.	1	1								
Sudbury, Ont.	1	1								
Thunder Bay, Ont.	1	1								
York, Ont.	4					4	3	1	1	
Totals of Ontario	20	12	1		7	5	2		1	
Dauphin, Man.	1	1								
Regina, Sask.	1					1	1			1
Saskatoon, Sask.	1					1	1			
Swift Current, Sask.	1					1	1			
Yorkton, Sask.	4					4	4			
Athabaska, Alta.	1	1								
Nanaimo, B.C.	5					5	5			
Vancouver, B.C.	2					2	1	1		
Westminster, B.C.	1					1	1			
Yale, B.C.	1					1	1			
Totals of Canada.	62	24	1	1	36	32	4		1	2

## Malicious injury to horses and cattle, and other wilful damage to property.

Cape Breton, N.S.	6	2				4	4		4	
Cumberland, N.S.	2					2	2			
Halifax, N.S.	28	3				25	20	1	4	11

## SESSIONAL PAPER No. 10c

[illegible]

## Incendie et tentative d'incendie.

[illegible]

## Dommages malicieux aux chevaux et bestiaux, et autres dommages volontaires à la propriété

[illegible]

Tableau I.

Dommages malicieux à la propriété.

Classe IV.

Judicial District in which offence was com- mitted.  Districts judi- ciaires où l'offense a été commise.	Number of Charges  Nombre d'accu- sations.	Ac- quit- ted.  Ac- quit- tés.	De- tained for Lu- nacy.  Dé- tenus pour cause de folie.	Convictions. — Condemnations.			Sentence.			
				Total	Con- victed 1st.  Con- dam- nés une fois.	Con- victed 2nd.  Con- dam- nés deux fois.	Reite- rated  Plus de 2 réci- des.	Committed to Jail.		
								Emprisonnés.		
								With the option of a fine. — Sur option entre la pri- son ou l'a- m'nde	No Option. — Sans option.  Un- der one year. — Moins d'un an.	One year and over. — Un an et plus.
M.	F.									
Malicious injury to horses and cattle, and other wilful damage to property—Continued.										
King's, N.B.	1			1	1			1		
Arthabaska, Que.	1			1	1				1	
Bedford, Que.	1			1	1					
Iberville, Que.	1			1	1					
Montreal, Que.	53	8	1	44	39	1	4	9		
Ottawa, Que.	3			3	1	1	1		3	
Quebec, Que.	2			2	2			1	1	
St. Francis, Que.	1			1	1				1	
Three Rivers, Que.	6	1		5	5				5	
Totals of Quebec	68	9	1	58	51	2	5	10	11	
Brant, Ont.	10	1	1	8	5	3		4		
Haldimand, Ont.	1			1	1				1	
Halton, Ont.	3			3	3					
Hastings, Ont.	15			15	15					
Huron, Ont.	1			1	1			1		
Kent, Ont.	2			2	2			2		
Leeds and Grenville, Ont.	1	1								
Lincoln, Ont.	6			6	5	1		1		
Manitoulin, Ont.	1			1		1				
Nipissing, Ont.	4			4	4			4		
Northumberland and Durham, Ont.	1			1	1					
Oxford, Ont.	2			2	2			1		
Peel, Ont.	9			9	9			8		1
Peterborough, Ont.	1			1	1			1		
Prince Edward, Ont.	17			17	17					
Simcoe, Ont.	4			4	4					
Thunder Bay, Ont.	13	1		12	10	1	1			
Victoria, Ont.	1			1	1				2	
Waterloo, Ont.	1			1		1			1	
Wentworth, Ont.	2			2	2				2	
York, Ont.	9		1	8	3	1	4	4		
Totals of Ontario	104	3	2	99	84	10	5	26	5	1
Manitoba, Central	10			10	10					
Manitoba, Eastern	21			9	8	1		2		
Manitoba, Northern	7	4		3	3					
Manitoba, Western	3		1	2	1	1		1		
Totals of Manitoba	31	6	1	24	22	2		3		
Battleford, Sask.	2			2	2			1	1	
Estevan, Sask.	1			1	1			1		
Humboldt, Sask.	2	1		1	1					
Melville, Sask.	1			1	1					
Moosomin, Sask.	1	1								

a Jury disagreed—Le jury ne s'est pas accordé.

## SESSIONAL PAPER No. 10c

Tableau I.													Dommages malicieux à la propriété.													Classe IV.		
Sentence.													Ages & Sexes.													Civil Condition — État civil.		
Penitentiary. — Pénitencier.			D'th. — De mort.	Com- mit- ted to Refor- ma- to- ries. — En- voyés à la prison de Réfor- me.	Other Senten- ces. — Autres senten- ces.	Under 16 years. — Moins de 16 ans.		16 years and under 21. — 16 ans et moins de 21.		21 years and under 40. — 21 ans et moins de 40.		40 years and over. — 40 ans et plus.		Not given. — Non- donné.		Single — Céli- ba- taires.	Mar- ried. — Ma- riés.	Wi- dowed — En- veu- vage.										
Two years and un- der five. — Deux ans et m'ns de cinq.	Five years and over. — Cinq ans et plus.	Life. — A vie.				M.	F.	M.	F.	M.	F.	M.	F.	M.	F.				M.	F.								

Dommages malicieux aux chevaux et bestiaux, et autres dommages volontaires à la propriété—*Suite.*

.....	.....	.....	.....	.....	.....	.....	.....	.....	.....	.....	.....	.....	1	.....	1	.....	.....
.....	.....	.....	.....	.....	.....	1	1	.....	.....	.....	.....	.....	1	.....	1	.....	.....
.....	.....	.....	.....	.....	.....	1	.....	.....	1	.....	.....	.....	1	.....	1	.....	.....
1	.....	.....	.....	.....	.....	34	29	2	1	1	4	.....	7	.....	35	2	.....
.....	.....	.....	.....	.....	.....	.....	.....	1	.....	3	.....	.....	.....	.....	3	.....	.....
.....	.....	.....	.....	.....	.....	.....	.....	1	.....	.....	1	.....	.....	.....	2	.....	.....
.....	.....	.....	.....	.....	.....	.....	.....	1	.....	4	.....	.....	.....	.....	1	4	.....
1	.....	.....	.....	.....	.....	36	30	4	.....	9	1	6	.....	8	43	8	.....
.....	.....	.....	.....	.....	.....	4	.....	7	.....	1	.....	.....	.....	.....	7	1	.....
.....	.....	.....	.....	.....	.....	3	3	.....	.....	.....	.....	1	.....	.....	3	.....	.....
.....	.....	.....	.....	.....	.....	15	7	6	.....	2	.....	.....	.....	.....	14	1	.....
.....	.....	.....	.....	.....	.....	.....	.....	.....	.....	1	.....	.....	.....	.....	1	1	.....
.....	.....	.....	.....	.....	.....	5	4	1	.....	.....	.....	.....	.....	.....	5	1	.....
.....	.....	.....	.....	.....	.....	1	.....	.....	.....	.....	1	.....	.....	.....	1	1	.....
.....	.....	.....	.....	.....	.....	1	.....	1	.....	.....	2	1	.....	.....	5	1	.....
.....	.....	.....	.....	.....	.....	1	.....	1	.....	.....	.....	.....	.....	.....	1	1	.....
.....	.....	.....	.....	.....	.....	1	.....	1	.....	1	.....	.....	.....	.....	2	.....	.....
.....	.....	.....	.....	.....	.....	17	17	.....	.....	1	.....	.....	.....	.....	7	2	.....
.....	.....	.....	.....	.....	.....	4	.....	.....	.....	.....	.....	.....	.....	.....	1	.....	.....
.....	.....	.....	.....	.....	.....	1	11	8	4	.....	.....	.....	.....	.....	17	.....	.....
.....	.....	.....	.....	.....	.....	.....	.....	.....	.....	4	.....	.....	.....	.....	4	.....	.....
.....	.....	.....	.....	.....	.....	.....	.....	.....	.....	.....	.....	1	.....	.....	12	.....	.....
.....	.....	.....	.....	.....	.....	.....	.....	1	.....	.....	.....	.....	.....	.....	1	.....	.....
.....	.....	.....	.....	.....	.....	.....	.....	.....	.....	.....	.....	.....	.....	.....	1	.....	.....
.....	.....	.....	.....	.....	.....	.....	.....	.....	.....	.....	.....	.....	.....	.....	2	.....	.....
.....	.....	.....	.....	.....	.....	1	3	7	1	.....	.....	.....	.....	.....	2	.....	.....
.....	.....	.....	.....	.....	.....	2	65	47	1	30	.....	15	.....	3	1	2	.....
.....	.....	.....	.....	.....	.....	.....	.....	.....	.....	.....	.....	.....	.....	.....	89	8	.....
.....	.....	.....	.....	.....	.....	10	10	.....	.....	.....	.....	.....	.....	.....	10	.....	.....
.....	.....	.....	.....	.....	.....	7	6	.....	.....	1	.....	1	.....	.....	1	1	.....
.....	2	.....	.....	.....	.....	1	.....	2	.....	1	.....	.....	.....	.....	3	.....	.....
.....	.....	.....	.....	.....	.....	1	.....	.....	.....	.....	.....	1	1	.....	.....	2	.....
.....	2	.....	.....	.....	.....	19	16	2	.....	2	.....	1	.....	2	1	14	3
.....	.....	.....	.....	.....	.....	.....	.....	.....	.....	.....	.....	2	1	.....	.....	.....	.....
.....	.....	.....	.....	.....	.....	1	.....	.....	.....	1	.....	.....	.....	.....	.....	.....	.....
.....	.....	.....	.....	.....	.....	1	.....	.....	.....	1	.....	.....	.....	.....	1	.....	.....

8 GEORGE V, A. 1918

Table 1.

Forgery and offences against currency.

Class v.

Judicial Districts in which offence was com- mitted. — Districts judi- ciaires où l'offense a été commise.	Number of Charges — Nombre d'accu- sations.	Ac- quit- ted. — Ac- quit- tés. — M. F.	De- tained for Lu- nacy. — Dé- tenus pour cause de folie.	Convictions. — Condamnations.				Sentence.		
				Total.	Con- victed 1st. — Con- dam- nés une fois.	Con- victed 2nd. — Con- dam- nés deux fois.	Reite- rated. — Plus de 2 réci- dés.	Committed to Jail. — Emprisonnés.		
								With the option of a fine. — Sur option entre la pri- son ou l'a- n'n'de	No option. — Sans option	
									Un- der one year. — Moins d'un an.	One year and over. — Un an et plus.

Malicious injury to horses and cattle, and other wilful damage to property—*Concluded.*

Prince Albert, Sask.....	1	2	1	1	1	1			1	
Regina, Sask.....	2	2								
Saskatoon, Sask.....	3	2			1	1			1	
Swift Current, Sask.....	4	1			3	3				
Weyburn, Sask.....										
Totals of Saskatchewan....	20	7	3	10	10			2	3	
Athabaska, Alta.....	3				3	3		3		
Calgary, Alta.....	6	1			5	5		1	2	
Edmonton, Alta.....	7	2			5	3	2		3	
Lethbridge, Alta.....	2	a2								
Macleod, Alta.....	2	1			1	1		1		
Medicine Hat, Alta.....	1	1								
Stettler, Alta.....	4	3			1	1		1		
Wetaskiwin, Alta.....	1	1								
Totals of Alberta.....	26	11		15	13	2		6	5	
Kootenay, B.C.....	5	1			4	4		1		
Victoria, B.C.....	1				1	1			1	
Westminster, B.C.....	21				21	21		1	1	
Yukon.....	1				1	1				
Totals of Canada.....	314	41	8	265	233	18	14	65	26	1

Forgery and offences against currency.

Class v.

Currency, offences against.

Cumberland, N.S.....	2				2	2				
Montreal, Que.....	2	2								
York, Ont.....	1	1								
Vancouver, B.C.....	1	1								
Totals of Canada.....	6	4			2	2				

Forgery and uttering forged documents.

Cape Breton, N.S.....	1	1								
Colchester, N.S.....	1				1	1			1	
Cumberland, N.S.....	2	1			1	1				
Halifax, N.S.....	11	a4			7	5	1	1		
King's, N.S.....	2	1			1	1				
Pictou, N.S.....	1	b1								
Totals of Nova Scotia.....	18	7	1	10	8	1	1		1	
St. John, N.B.....	2				2	2				

a, 1 *Nolle prosequi.*

b, Enlisted—Enrôlé.

## SESSIONAL PAPER No. 10c

Tableau I.												Faux et délits par rapport à la monnaie.												Classe v.		
Sentence.												Ages & Sexes.												Civil Condition. — État civil.		
Penitentiary. — Pénitencier.			D'th. — De mort.	Com- mit- ted to Refor- ma- to- ries. — En- voyés à la prison de Réfor- me.	Other Sen- tences. — Autres sen- tences.	Under 16 years.		16 years and under 21.		21 years and under 40.		40 years and over.		Not given.		Single.	Mar- ried.	Wi- dowed								
Two years and un- der five. — Deux ans et m'ns de cinq.	Five years and over. — Cinq ans et plus.	Life. — A vie.				Moins de 16 ans.	16 ans et moins de 21.	21 ans et moins de 40.	40 ans et plus.	Non- donné.																
											M.	F.	M.	F.	M.				F.	M.	F.	M.	F.			
											—	—	—	—	—				—	—	—	—	—			
						H.	F.	H.	F.	H.	F.	H.	F.	H.	F.	Céli- ba- taires.	Ma- riés.	En veu- vage.								

Dommages malicieux aux chevaux et bestiaux, et autres dommages volontaires à la propriété—Fin.

.....	.....	.....	.....	.....	.....	.....	.....	.....	.....	.....	1	.....	.....	.....				
.....	.....	.....	.....	.....	.....	.....	.....	1	.....	.....	.....	1	.....	.....				
.....	.....	.....	.....	.....	3	.....	.....	1	.....	2	.....	2	1	.....				
.....	.....	.....	.....	.....	5	.....	.....	4	.....	2	.....	4	3	2				
.....	.....	.....	.....	.....	.....	.....	.....	.....	.....	.....	3	.....	.....	.....				
.....	.....	.....	.....	.....	2	.....	.....	2	.....	1	.....	2	3	.....				
.....	.....	.....	.....	.....	2	.....	1	2	.....	1	.....	1	3	.....				
.....	.....	.....	.....	.....	.....	.....	.....	1	.....	.....	.....	1	.....	.....				
.....	.....	.....	.....	.....	.....	.....	.....	1	.....	.....	.....	1	.....	.....				
.....	.....	.....	.....	.....	.....	.....	.....	.....	.....	.....	.....	.....	.....	.....				
.....	.....	.....	.....	.....	4	.....	1	6	.....	2	.....	6	3	.....				
.....	.....	.....	.....	.....	3	.....	1	1	.....	2	.....	2	2	.....				
.....	.....	.....	.....	.....	19	16	4	.....	.....	1	.....	1	20	.....				
1	.....	.....	.....	.....	.....	.....	.....	.....	1	.....	.....	1	.....	.....				
2	2	.....	.....	6	163	136	5	38	.....	40	2	18	1	24	1	210	27	.....

Faux et délits par rapport à la monnaie.

Classe v.

Délits contre la monnaie.

.....	.....	.....	.....	.....	2	.....	.....	.....	2	.....	.....	.....	.....	.....	2	.....
.....	.....	.....	.....	.....	.....	.....	.....	.....	.....	.....	.....	.....	.....	.....	.....	.....
.....	.....	.....	.....	.....	.....	.....	.....	.....	.....	.....	.....	.....	.....	.....	.....	.....
.....	.....	.....	.....	.....	.....	.....	.....	.....	.....	.....	.....	.....	.....	.....	.....	.....
.....	.....	.....	.....	.....	2	.....	.....	.....	2	.....	.....	.....	.....	.....	2	.....

Faux et émission de faux documents.

.....	.....	.....	.....	.....	.....	.....	.....	.....	.....	.....	.....	1	.....	1	.....
.....	.....	.....	.....	.....	1	.....	1	1	.....	.....	.....	1	.....	1	.....
3	.....	.....	.....	.....	4	.....	1	1	4	1	.....	.....	7	.....	.....
1	.....	.....	.....	.....	.....	.....	.....	1	.....	.....	.....	.....	1	.....	.....
.....	.....	.....	.....	.....	.....	.....	.....	.....	.....	.....	.....	.....	.....	.....	.....
4	.....	.....	.....	.....	5	.....	1	2	5	1	.....	1	9	1	.....
1	.....	.....	.....	.....	1	.....	.....	2	.....	.....	.....	1	1	.....	.....

Table I.		Forgery and offences against currency.						Class v.		
Judicial District in which offence was com- mitted.  District judi- ciaires où l'offense a été commise.	Number of Charges  —  Nombre d'accu- sations.	Ac- quit- ted.  —  Ac- quit- tés.	De- tained for Lu- nacy.  —  Dé- tenus pour cause de folie.	Convictions. — Condemnations.				Sentence.		
				Total.	Con- victed 1st.  —  Con- dam- nés une fois.	Con- victed 2nd.  —  Con- dam- nés deux fois.	Reite- rated.  —  Plus de 2 réci- des. ves.	Committed to Jail. — Emprisonnés.		
								With the option of a fine.  —  Sur option entre la pri- son ou l'a- m'nde	No Option. — Sans option.	
									Un- der one year.  Moins d'un an.	One year and over.  Un an et plus.
		M.	F.							

## Forgery and uttering forged documents—Continued.

Beauce, Que.	1	1								
Bedford, Que.	1				1	1			1	
Montreal, Que.	28	8			20	13	3	4	1	6
Ottawa, Que.	4				4	4			1	
Quebec, Que.	16	7			9	8		1		
St. Francois, Que.	2	1			1	1			1	
Totals Of Quebec	52	16	1		35	27	3	5	4	6
Algoma, Ont.	9				9	3	4	2		4
Brant, Ont.	4	1	1		2	2			1	
Bruce, Ont.	1				1	1				
Carleton, Ont.	8	3			5	2	2	1	3	
Essex, Ont.	3				3	1	1	1		
Frontenac, Ont.	4				4	2	2		2	
Grey, Ont.	7		1		6	3	1	2		
Hastings, Ont.	3				3	1	1	1		
Kent, Ont.	2				2	1	1			2
Lambton, Ont.	1				1			1		
Lanark, Ont.	1	1								
Leeds and Grenville, Ont.	2				2	2				
Lennox & Addington, Ont.	2				2	2				
Lincoln, Ont.	10	1			9	4	2	3		8
Middlesex, Ont.	1				1	1				
Northumberland & Durham, Ont.	4	1	1		2	2				
Ontario, Ont.	3				3	3				1
Peterborough, Ont.	3	1			2	1	1			
Renfrew, Ont.	3				3	3			1	1
Simcoe, Ont.	2				2		1	1		
Sudbury, Ont.	2				2	2				
Thunder Bay, Ont.	1	1								
Welland, Ont.	1									
Wentworth, Ont.	9	3	1		5	3	2			2
York, Ont.	24	6			18	17	1		4	2
Totals of Ontario	110	19	4		87	56	19	12	11	20
Manitoba, Central	3	1			2	2			2	
Manitoba, Eastern	38	3			35	11	9	18	3	6
Manitoba, Western	3				3	3			1	
Battleford, Sask.	3	1			2	1		1	1	
Estevan, Sask.	2				2	2			2	
Humboldt, Sask.	1	1								
Melville, Sask.	1				1	1				
Moose Jaw	3				3	1		2	2	
Prince-Albert, Sask.	2				2	2			1	
Regina, Sask.	4	1			3	3			3	
Saskatoon, Sask.	1									
Swift Current, Sask.	8	1			7	7			3	

## SESSIONAL PAPER No. 10c

Tableau 1.

Faux et délits par rapport de monnaie.

Classe v.

Sentence.					Ages & Sexes.										Civil Condition.			
Penitentiary. — Pénitencier.			D'th.  —  De mort.	Com- mit- ted to Refor- ma- tories.  —  En- voyés à la prison de Réfor- me.	Other Senten- ces.  —  Autres senten- ces.											État civil.		
Two years and under five.  —  Deux ans et m'ns de cinq.	Five years and over  —  Cinq ans et plus.	Life.  —  A vie.				Un der 16 years.		16 years and under 21.		21 years and under 40.		40 years and over.		Not given.		Sing'e  —  Céli ba- taires	Mar- ried.  —  Mariés.	Wi- dowed  —  En veu- vage..
						Moins de 16 ans.		16 ans et moins de 21.		21 ans et moins de 40.		40 ans et plus.		Non- donné.				
						M.	F.	M.	F.	M.	F.	M.	F.	M.	F.			
—	—	—	—	—	—	—	—	—	—	—	—	—	—	—	—			
H.	F.	H.	F.	H.	F.	H.	F.	H.	F.	H.	F.	H.	F.					

## Faux et émission de faux documents—Suite.

4					9	1	1		15		1		1		2		4	13
1	1			1	3	6	1	1	3		1		2				3	1
										5							6	3
										1								1
5	1			1	18	2	2	2	23	1	4		3		13	18		
2					3			1					8		5		4	
					1				1		1				1		1	
2					1								1				1	
2					3			2	3		2				2		3	2
2					2			2	2								4	
4					2			3	5		1				1		5	
					3													
	1							1	2						1		2	
					a2			1	1						1		1	
					2			2							2			
1					1			4	3	2					8		1	
					2				1						1			
				1	1				2		1	1			3			
				2						2					2			
					1			1	1				1		2			
1	2														2			
3																		
					12	7	1	5	2	1	4		1		3		2	
								2					2		9		4	
15	3			3	35	7	1	25	6	26	2	7	1	12	48	30	2	
								1		1								
				3	23			17		12	4	2			2		9	
					2				3						2		1	
1										2							2	
										1				1			1	
					1									1				
1										3							3	
					1			1		1				1		1	1	
										2				1		1		
					4					5				2		1	4	

a To enlist—Devant s'enrôler.

Table I.

Other offences not included in the foregoing classes.

Class VI.

Judicial Districts in which offence was com- mitted. — Districts judi- ciaires où l'offense a été commise.	Number of Charges — Nombre d'accu- sations.	Ac- quit- ted. — Ac- quit- tés.	De- tained for Lu- nacy. — Dé- tenus pour cause de folie.	Convictions. — Condamnations.			Sentence. Committed to Jail. — Emprisonnés.		
				Total.	Con- victed 1st.	Con- victed 2nd.	Reita- rated.	With the option of a fine.	No Option. — Sans option.
					—	—	—	—	—
					Con- dam- nés une fois.	Con- dam- nés deux fois.	Plus de 2 réci- dives.	Sur option entre la pri- son ou l'a- mende	Un- der one year. — Moins d'un an. — One year and over. — Un an et plus.
		M.	F.						

Forgery and uttering forged documents—*Concluded.*

Totals of Saskatchewan....	25	5	..	..	20	17	.....	3	3	9	.....
Calgary, Alta.....	4	..	..	..	4	3	1	.....	..	1	..
Edmonton, Alta ..	6	3	..	..	3	3	..	.....	..	1	..
Lethbridge, Alta ..	8	1	..	..	7	7	..	1	5	1	..
Macleod, Alta.....	1	1	..	..	..	..	..	..	..	..	..
Medicine Hat, Alta.....	2	..	..	..	2	2	..	..	1	..	..
Wetaskiwin, Alta ..	1	al	..	..	..	..	..	..	..	..	..
Totals of Alberta .....	22	6	..	..	16	15	1	.....	1	8	1
Atlin, B.C.....	1	..	..	..	1	1	..	..	..	..	..
Kootenay, B.C.....	2	..	..	..	2	2	..	..	..	..	1
Nanaimo, B.C.....	1	..	..	..	1	1	..	..	..	..	..
Vancouver, B.C.....	19	1	..	..	18	11	2	5	4	1	..
Victoria, B.C.....	5	1	..	..	4	3	1	..	1	..	..
Totals of British Columbia..	28	2	..	..	26	18	3	5	5	2	..
Totals of Canada.....	301	59	6	.....	236	159	33	44	4	44	35

Other offences not included in the foregoing classes

Class VI.

Treasonable acts.

Cape Breton, N.S.....	2	2	..	..	..	..	..	..	..	..	..
Edmonton, Alta ..	1	..	..	..	1	1	..	..	..	..	..
Totals of Canada.....	3	2	..	..	1	1	..	..	..	..	..

Sedition.

Westmoreland, N.B.....	1	1	..	..	..	..	..	..	..	..	..
Essex, Ont.....	2	..	..	..	2	2	..	2	..	..	..
Northumberland and Durham, Ont.	1	..	..	..	1	1	..	..	..	..	..
Thunder Bay, Ont.....	1	1	..	..	..	..	..	..	..	..	..
Wellington, Ont.....	1	..	..	..	1	1	..	1	..	..	..
Manitoba, Central.....	3	2	..	..	1	1	..	..	1	..	..
Manitoba, Southern ..	1	..	..	..	1	1	..	1	..	..	..
Moose Jaw, Sask.....	1	..	..	..	1	1	..	..	1	..	..
Moosomin, Sask ..	1	1	..	..	..	..	..	..	..	..	..
Prince Albert, Sask.....	1	1	..	..	..	..	..	..	..	..	..
Saskatoon, Sask.....	1	1	..	..	..	..	..	..	..	..	..
Swift Current, Sask.....	1	..	..	..	1	1	..	..	..	..	..

\* a Nolle prosequi.

## SESSIONAL PAPER No. 10c

Tableau 1.										Autres délits non compris dans les classes précédentes.										Classe VI.		
Sentence.										Ages & Sexes.										Civil Conditions. — État civil.		
Penitentiary. — Pénitencier.			Life.  —  A vie.	D'th.  —  De mort.	Com- mitted to Refor- ma- to- ries.  —  En- voyés à la prison de Ré- forme.	Other Senten- ces.  —  Autres sen- tences.											Single  —  C ba- taires	Mar- ried.  —  Ma- riés.	Wi- dowed  —  En veu- vage.			
Two years and un- der five. — Deux ans et m'ns de inq.	Five years and over. — Cinq ans et plus.																					
Under 16 years. — Moins le 15 ans.	16 years and under 21. — 16 ans et moins de 21.	21 years and under 40. — 21 ans et moins de 40.	40 years and over. — 40 ans et plus.	Not given. — Non- donné.																		
M.	F.	M.	F.	M.	F.	M.	F.	M.	F.	M.	F.	M.	F.									
H.	F.	H.	F.	H.	F.	H.	F.	H.	F.	H.	F.	H.	F.									

## Faux et émission de faux documents—Fin.

2	.....	.....	.....	.....	6	.....	.....	1	.....	14	.....	.....	.....	5	..	3	12	..
2	.....	.....	.....	.....	1	.....	.....	1	.....	3	.....	.....	.....	.....	.....	4	.....	.....
.....	.....	.....	.....	.....	2	1	.....	1	.....	1	.....	.....	.....	.....	.....	2	1	.....
.....	.....	.....	.....	.....	.....	.....	.....	2	.....	3	.....	.....	.....	2	.....	4	1	.....
.....	.....	.....	.....	.....	1	.....	.....	.....	.....	1	1	.....	.....	.....	.....	1	1	.....
.....	.....	.....	.....	.....	.....	.....	.....	.....	.....	.....	.....	.....	.....	.....	.....	.....	.....	.....
2	.....	.....	.....	.....	4	1	.....	4	.....	8	1	.....	.....	2	.....	11	3	.....
.....	.....	.....	.....	.....	.....	.....	.....	.....	.....	.....	.....	.....	.....	.....	.....	.....	.....	.....
1	.....	.....	.....	.....	1	.....	.....	1	.....	.....	.....	.....	.....	.....	.....	1	.....	.....
.....	.....	.....	.....	.....	.....	1	.....	.....	.....	1	.....	.....	.....	1	.....	1	.....	.....
7	.....	.....	.....	.....	6	.....	.....	.....	.....	14	3	.....	.....	1	.....	14	3	.....
3	.....	.....	.....	.....	.....	.....	.....	.....	.....	3	.....	1	.....	.....	.....	3	1	.....
11	.....	.....	.....	.....	8	1	.....	1	.....	18	3	1	.....	2	.....	20	4	.....
40	4	.....	.....	7	102	11	1	52	8	112	12	14	1	24	1	135	79	2

## Autres délits non compris dans les classes précédentes.

Classe VI.

## Actes de trahison

.....	.....	.....	.....	.....	.....	.....	.....	.....	.....	.....	.....	.....	.....	.....	.....	.....	.....	.....
.....	.....	.....	.....	.....	1	.....	.....	.....	.....	.....	.....	1	.....	.....	.....	.....	1	.....
.....	.....	.....	.....	.....	1	.....	.....	.....	.....	.....	.....	1	.....	.....	.....	.....	1	.....

## Sédition.

.....	.....	.....	.....	.....	.....	.....	.....	.....	.....	.....	.....	.....	.....	.....	.....	.....	.....	.....
.....	.....	.....	.....	.....	.....	.....	.....	.....	.....	1	.....	.....	.....	1	.....	.....	1	.....
.....	.....	.....	.....	.....	1	.....	.....	.....	.....	.....	.....	1	.....	.....	.....	.....	1	.....
.....	.....	.....	.....	.....	.....	.....	.....	.....	.....	.....	.....	1	.....	.....	.....	.....	1	.....
.....	.....	.....	.....	.....	.....	.....	.....	.....	.....	.....	.....	1	.....	.....	.....	.....	1	.....
.....	.....	.....	.....	.....	.....	.....	.....	.....	.....	.....	.....	1	.....	.....	.....	.....	1	.....
.....	.....	.....	.....	.....	.....	.....	.....	.....	.....	.....	.....	1	.....	.....	.....	.....	1	.....
.....	.....	.....	.....	.....	1	.....	.....	.....	.....	.....	.....	.....	.....	1	.....	.....	.....	.....

Table I.		Other offences not included in the foregoing classes.						Class VI.		
Judicial Districts in which offence was com- mitted. — Districts judi- ciaires où l'offense a été commise.	Number of Charges  —  Nombre d'accu- sations.	Ac- quit- ted.  —  Ac- quit- tés.	De- tained for Lu- nacy.  —  Dé- tenus pour cause de folie.	Convictions. — Condamnations.				Sentence.		
								Committed to Jail. — Emprisonnés.		
				Total.	Con- victed 1st.  —  Con- dam- nés une fois.	Con- victed 2nd.  —  Con- dam- nés deux fois.	Reite- rated.  —  Plus de 2 rédi- ves.	With the option of a fine. — Sur option entre la pri- son ou l'a- m'nde	No Option. — Sans option.	

## Sedition—Concluded.

Calgary, Alta.	1	1							
Edmonton, Alta.	5	2		3	2	1		1	
Macleod, Alta.	1			1	1			1	
Medicine Hat, Alta.	1			1	1			1	
Kootenay, B.C.	2	2							
Vancouver, B.C.	3	2		1	1			1	
Yale, B.C.	1			1	1				
Totals of Canada	29	14		15	14	1		6	4

## War Measures Act, offences against.

Cape Breton, N.S.	1			1	1				
Yarmouth, N.S.	1			1	1			1	
Montreal, Que.	12			12	12			10	1
St. Francis, Que.	4			4	4			4	
Essex, Ont.	1			1	1				1
Lincoln, Ont.	1			1	1			1	
York, Ont.	1			1	1			1	
Manitoba, Western	2	2							
Melville, Sask.	2			2	2			2	
Moosejaw, Sask.	1			1	1			1	
Weyburn, Sask.	3			3	3			3	
Yorkton, Sask.	1			1	1			1	
Athabaska, Alta.	1			1	1			1	
Medicine Hat, Alta.	3	1		2	2			2	
Totals of Canada	34	3		31	31			27	2

## Attempt to commit suicide.

Montreal, Que.	10	1	m1	8	8			1	1
S. Francis, Que.	1			1	1			1	
Brant, Ont.	1			1	1				
Carleton, Ont.	1			1	1			1	
Haldimand, Ont.	1			1	1			1	
Lambton, Ont.	1			1	1				
Waterloo, Ont.	1			1	1				
Wentworth, Ont.	1		m1						
York, Ont.	4	3	1						
Totals of Ontario	10	3	1	5	5			2	

Tableau I.	Autres délits non compris dans les classes précédentes.	Classe VI.
1	2	3
4	5	6
7	8	9
10	11	12
13	14	15
16	17	18
19	20	21
22	23	24
25	26	27
28	29	30
31	32	33
34	35	36
37	38	39
40	41	42
43	44	45
46	47	48
49	50	51
52	53	54
55	56	57
58	59	60
61	62	63
64	65	66
67	68	69
70	71	72
73	74	75
76	77	78
79	80	81
82	83	84
85	86	87
88	89	90
91	92	93
94	95	96
97	98	99
100	101	102
103	104	105
106	107	108
109	110	111
112	113	114
115	116	117
118	119	120
121	122	123
124	125	126
127	128	129
130	131	132
133	134	135
136	137	138
139	140	141
142	143	144
145	146	147
148	149	150
151	152	153
154	155	156
157	158	159
160	161	162
163	164	165
166	167	168
169	170	171
172	173	174
175	176	177
178	179	180
181	182	183
184	185	186
187	188	189
190	191	192
193	194	195
196	197	198
199	200	201
202	203	204
205	206	207
208	209	210
211	212	213
214	215	216
217	218	219
220	221	222
223	224	225
226	227	228
229	230	231
232	233	234
235	236	237
238	239	240
241	242	243
244	245	246
247	248	249
250	251	252
253	254	255
256	257	258
259	260	261
262	263	264
265	266	267
268	269	270
271	272	273
274	275	276
277	278	279
280	281	282
283	284	285
286	287	288
289	290	291
292	293	294
295	296	297
298	299	300
301	302	303
304	305	306
307	308	309
310	311	312
313	314	315
316	317	318
319	320	321
322	323	324
325	326	327
328	329	330
331	332	333
334	335	336
337	338	339
340	341	342
343	344	345
346	347	348
349	350	351
352	353	354
355	356	357
358	359	360
361	362	363
364	365	366

[illegible]

Sédition — *Fin.*

				2				1		2			2	1
								1					1	
								1					1	
													1	
				1								1	1	
				5				5		7		3	7	5

## Loi des mesures de guerre, contravention à la

[illegible]

Tentative de suicide.

1				5			1	4	1	2			4	4
								1					1	
				1				1					1	
										1			1	
				1				1					1	
				1				1					1	
				1				1					1	
				3			1	2		1	1		3	2

a To enlist—Devant s'enrôler.

Table 1. Other offences not included in the foregoing classes. Class VI.

Judicial Districts, in which offence was com- mitted.  Districts judi- ciaires où l'offense a été commise.	Number of Charges  Nombre d'accu- sations.	Ac- quit- ted.  Ac- quit- tés.  M. F.	De- tained for Lu- nacy.  Dé- tenus pour cause de folie.	Convictions. — Condamnations.				Sentence. Committed to Jail. Emprisonnés.		
				Total.	Con- victed 1st.	Con- victed 2nd.	Reite- rated.	With the option of a fine. — Sur option entre la pri- son ou l'am- ande	No Option. — Sans option.	
					—	—	—		Un- der one year.	One year and over.
					Con- dam- nés une fois.	Con- dam- nés deux fois.	Plus de 2 réci- des.			
									Moins d'un an.	Un an et plus.

Attempt to commit suicide—*Concluded.*

Moose Jaw, Sask.	1	1								
Prince Albert, Sask.	2	1		1		1			1	
Regina, Sask.	2			2	2				2	
Saskatoon, Sask.	2			2	2				1	
Swift Current, Sask.	1			1	1					
Calgary, Alta.	3			3	3					
Edmonton, Alta.	1	1								
Vanconver, B.C.	3	1		2	2					
Victoria, B.C.	2			2	1	1				
Yale, B.C.	1			1	1				1	
Totals of Canada.	39	8	1	28	26	2			9	1

. Sodomy and bestiality.

Halifax, N.S.	1			1		1				
Montreal, Que.	15	5	m 1	9	9				2	1
Ottawa, Que.	1			1			1			
Quebec, Que.	5	2		3	3					1
Richelieu, Que.	1			1	1				1	
Brant, Ont.	1	1								
Carleton, Ont.	4	2		2	2				2	
Essex, Ont.	1			1	1					
Hastings, Ont.	2	1		1	1					
Lambton, Ont.	1	1								
Parry, Sound, Ont.	1			1	1			1		
Rainy River, Ont.	2			2	2					
Temiskaming, Ont.	1	1								
Wentworth, Ont.	1			1	1					
York, Ont.	52	11		41	35	5	1	1	13	5
Totals of Ontario.	66	17		49	43	5	1	2	15	5
Moosomin, Sask.	1			1		1				
Saskatoon, Sask.	1			1	1					
Calgary, Alta.	2	1		1	1					
Edmonton, Alta.	4	3		1	1					
Cariboo, B.C.	1			1	1					1
Kootenay, B.C.	1	1								
Nanaimo, B.C.	2			2	2				a 2	
Vanconver, B.C.	2	b 1		1	1					
Victoria, B.C.	1			1		1				
Westminster, B.C.	1			1	1				1	
Totals of Canada.	105	30	1	74	64	8	2	2	21	8

a, 1 to be whipped—Devant être fouetté.

b, Nolle prosequi.

## SESSIONAL PAPER No. 10c

Tableau I.										Autres délits non compris dans les classes précédentes.										Classe vi.		
Sentence.										Ages & Sexes.										Civil Condition. — État civil.		
Penitentiary. — Pénitencier.					D'th.  De mort.	Com- mitted to Refor- ma- to- ries  En- voyés à la prison de Réfor- me.	Other Senten- ces.  Autres senten- ces.	Under 16 years. — Moins de 16 ans.		16 years and under 21. — 16 ans et moins de 21.		21 years and under 40. — 21 ans et moins de 40.		40 years and over. — 40 ans et plus.		Not given. — Non- donné.		Singl — Cél- ba- taires.	Mar- ried. — Mari- és.	Wi- dowed — En- veu- vage.		
Two years and un- der five. — Deux ans et m'ns de cinq.	Five years and over. — Cinq ans et plus.	Life.  A vie	—	—				—	M.	F.	M.	F.	M.	F.	M.	F.	M.				F.	

Tentative de suicide—Fin.

1										1						1		
										2						1	1	
					1					2							2	
					1					1							1	
					3			1	2							1	1	1
					2				2							2		
					2				2							1	1	
									1							1		
1					17			3	20	1	3	1				14	13	1

Sodomie et bestialité.

1									1							1		
2	1				3			1	5		3					7	2	
	1							1	1		2					1	1	1
2									1							1		
												2					2	
					1			1	1							1		
					1									1				
2						2										2		
3					a 1									1				
				1	18	15	4		12		9			1		39	9	1
5				1	21	17	5		13		11		3			34	11	1
1									1							1		
	1						1											
1					1				1							1		
									1							1		
																	1	
					1						1			2		1		
1											1					1		
														1				
13	3			1	26	17	9		24		18		6			50	15	2

a, To be whipped—Devant être fouetté.

Table I. Other offences not included in the foregoing classes. Class VI.

Judicial Districts, in which offence was com- mitted. — Districts judi- ciaires où l'offense a été commise.	Number of Charges — Nombre d'accu- sations	Ac- quit- ted. — Ac- quit- tés.	De- tained for Lu- nacy. — Dé- tenus pour cause de folie.	Convictions. — Condemnations.				Sentence.		
								Committed to Jail — Enprisonnés.		
				Total.	Con- victed 1st.	Con- victed 2nd.	Reite- rated.	With the option of a fine.	No Option.	
					— Con- dam- nés une fois.	— Con- dam- nés deux fois.	— Plus de 2 rédi- ves.	Sur option entre la pri- sen ou l'a- nnde	Sans option.	Un- der one year. — Moins d'un an.

Indecent exposure and other offences against public morals.

Montcalm, Que.	1	1	..	..	..	..	..	..	..	..
Montreal, Que.	29	..	..	mi	28	25	3	..	7	1
Ottawa, Que.	12	1	..	..	11	7	4	..	10	1
Quebec, Que.	2	..	..	..	2	2	..	..	..	..
St. Francis, Que.	2	..	..	..	2	2	..	..	..	..
St. Hyacinthe, Que.	1	..	..	..	1	1	..	..	1	..
Three Rivers, Que.	1	..	..	..	1	..	1	..	1	..
Totals of Quebec	48	2	..	1	45	37	8	..	17	4
Carleton, Ont.	2	1	..	..	1	1	..	..	..	..
Northumberland & Durham, Ont.	1	..	1	..	..	..	..	..	..	..
Parry Sound, Ont.	1	1	..	..	..	..	..	..	..	..
Peterborough, Ont.	3	1	..	..	2	2	..	..	1	..
Rainy River, Ont.	1	1	..	..	..	..	..	..	..	..
Waterloo, Ont.	4	..	..	..	4	3	1	..	..	..
York, Ont.	2	1	..	..	1	1	..	..	..	1
Totals of Ontario	14	5	1	..	8	7	1	..	1	1
Manitoba, Eastern	1	..	..	..	1	..	1	..	..	..
Battleford, Sask.	1	1	..	..	..	..	..	..	..	..
Moos Jaw, Sask.	4	2	..	..	2	..	..	2	..	2
Prince Albert, Sask.	1	..	..	..	1	1	..	..	1	..
Swift Current, Sask.	1	..	..	..	1	1	..	..	1	..
Weyburn, Sask.	2	..	..	..	2	2	..	..	..	..
Calgary, Alta.	2	..	..	..	2	2	..	..	..	2
Edmonton, Alta.	2	..	..	..	2	1	1	..	1	..
Macleod, Alta.	1	..	..	..	1	1	..	..	1	..
Vancouver, B.C.	3	1	..	..	2	2	..	..	..	..
Victoria, B.C.	5	..	..	..	5	5	..	..	4	1
Westminster, B.C.	2	..	..	..	2	2	..	..	2	..
Totals of Canada	87	11	1	1	74	61	11	2	28	9

Perjury and subornation of perjury.

Queen's, P.E.I.	1	..	..	..	1	1	..	..	..	..
Cape Breton, N.S.	1	..	..	..	1	1	..	..	..	..
Cumberland, N.S.	1	..	..	..	1	..	1	..	1	..
Halifax, N.S.	3	2	1	..	..	..	..	..	..	..
St. John, N.B.	1	..	..	..	1	1	..	..	..	..
Bedford, Que.	1	..	..	..	1	1	..	..	1	..
Kamouraska, Que.	2	2	..	..	..	..	..	..	..	..
Montreal, Que.	8	8	..	..	..	..	..	..	..	..

## SESSIONAL PAPER No. 10c

Tableau I. Autres délits non compris dans les classes précédentes. Classe VI.

Sentence.						Ages & Sexes.										Civil Condition — État civil		
Penitentiary. — Pénitencier.			D'th.  De mort	Com- mitted to Refor- ma- to- ries.  En- voyés à la piison de Réfor- me.	Other Sen- tences.  Autres sen- tences.	Under 16 years.		16 years and under 21.		21 years and under 40.		40 years and over.		Not given.		Single  —  Céli- ba- taires.	Mar- ried.  —  Mari- és.	Wi- dowed  —  En- veu- vage.
Two years and un- der five.  Deux ans et m <sup>ns</sup> de cinq.	Five years and over.  Cinq ans et plus.	Life.  —  A vie.				Moins de 16 ans.		16 ans et moins de 21.		21 ans et moins de 40.		40 ans et plus.		Non- donné.				
						M.	F.	M.	F.	M.	F.	M.	F.	M.	F.			
						H.	F.	H.	F.	H.	F.	H.	F.	H.	F.			

## Exposition indécente et autres délits contre la morale publique.

.....	.....	.....	.....	3	17	10	7	2	.....	7	.....	2	.....	.....	.....	23	4	.....
.....	.....	.....	.....	.....	2	1	.....	.....	.....	6	.....	4	.....	1	.....	4	6	1
.....	.....	.....	.....	.....	2	.....	.....	.....	.....	1	2	.....	.....	.....	.....	2	.....	.....
.....	.....	.....	.....	.....	.....	.....	.....	.....	.....	1	.....	.....	.....	1	.....	.....	1	.....
.....	.....	.....	.....	3	21	11	7	2	.....	15	2	6	.....	2	.....	29	13	1
.....	.....	.....	.....	.....	1	.....	.....	.....	.....	.....	.....	.....	.....	1	.....	.....	.....	.....
.....	.....	.....	.....	.....	al	.....	.....	.....	.....	2	.....	.....	.....	.....	.....	.....	2	.....
.....	.....	.....	.....	.....	4	.....	.....	.....	.....	2	.....	.....	.....	2	.....	2	.....	.....
.....	.....	.....	.....	.....	.....	.....	.....	.....	.....	1	.....	.....	.....	.....	.....	1	.....	.....
.....	.....	.....	.....	.....	6	.....	.....	.....	.....	5	.....	.....	.....	2	1	3	2	.....
.....	.....	.....	.....	.....	1	.....	1	.....	.....	.....	.....	.....	.....	.....	.....	1	.....	.....
.....	.....	.....	.....	.....	.....	.....	.....	.....	.....	2	.....	.....	.....	.....	.....	.....	2	.....
.....	.....	.....	.....	.....	.....	.....	.....	.....	.....	1	.....	.....	.....	.....	.....	1	.....	.....
.....	.....	.....	.....	.....	2	.....	.....	.....	.....	1	1	1	.....	.....	.....	1	1	.....
.....	.....	.....	.....	.....	.....	.....	.....	.....	.....	.....	.....	1	.....	.....	1	1	1	.....
.....	.....	.....	.....	.....	1	.....	.....	.....	.....	1	.....	.....	.....	1	.....	1	.....	.....
.....	.....	.....	.....	.....	.....	.....	.....	.....	.....	.....	.....	.....	.....	1	.....	.....	.....	.....
.....	.....	.....	.....	.....	2	1	.....	.....	.....	.....	.....	1	.....	.....	.....	1	1	.....
.....	.....	.....	.....	.....	.....	.....	.....	.....	.....	.....	.....	.....	.....	5	.....	.....	.....	.....
.....	.....	.....	.....	.....	.....	.....	.....	.....	.....	1	.....	1	.....	.....	.....	1	1	.....
.....	.....	.....	.....	.....	.....	.....	.....	.....	.....	.....	.....	.....	.....	.....	.....	2	.....	.....
.....	.....	.....	.....	3	33	12	8	2	.....	26	3	10	.....	11	2	40	21	1

## Parjure et subornation de parjure.

1	.....	.....	.....	.....	.....	.....	.....	.....	.....	.....	1	.....	.....	.....	.....	1	.....	.....
1	.....	.....	.....	.....	.....	.....	.....	.....	.....	1	.....	.....	.....	.....	.....	1	.....	.....
.....	.....	.....	.....	.....	.....	.....	1	.....	.....	.....	.....	.....	.....	.....	.....	1	.....	.....
.....	.....	.....	.....	.....	.....	.....	.....	.....	.....	1	.....	.....	.....	.....	.....	.....	.....	.....
.....	.....	.....	.....	.....	.....	.....	.....	.....	.....	1	.....	.....	.....	.....	.....	1	.....	.....
.....	.....	.....	.....	.....	.....	.....	.....	.....	.....	.....	.....	.....	.....	.....	.....	.....	.....	.....

a To enlist—Devant s' enrôler.

Table 1.

Other offences not included in the foregoing classes.

Class VI.

Judicial Districts in which offence was com- mitted. — Districts judi- ciaires où l'offense a été commise.	Number of Charges — Nombre d'accu- sations.	Ac- quit- ted. — Ac- quit- tés. — M. F.	De- tained for Lu- nacy. — Dé- tenus pour cause de folie.	Convictions. — Condemnations.				Sentence.		
				Total.	Con- victed 1st. — Con- dam- nés une fois.	Con- victed 2nd. — Con- dam- nés deux fois.	Reite- rated. — Plus de 2 réci- dive.	Committed to Jail.		
								Emprisonnés.		
								With the option of a fine. — Sur option entre la pri- son ou l'a- mende	No Option. — Sans option.	Option. — Un- der one year. — Moins d'un an.

## Perjury and subornation of perjury—Concluded.

Brant, Ont. ....	2	1	1	...	2	1	1	...	2	...
Elgin, Ont. ....	2	...	...	...	2	2	...	...	...	...
Essex, Ont. ....	2	2	...	...	...	...	...	...	...	...
Frontenac, Ont. ....	2	1	...	...	...	...	...	...	...	...
Grey, Ont. ....	1	2	...	...	...	...	...	...	...	...
Hastings, Ont. ....	2	4	...	...	...	...	...	...	...	...
Kent, Ont. ....	4	2	...	...	...	...	...	...	...	...
Leeds and Grenville, Ont. ....	2	2	...	...	...	...	...	...	...	...
Lincoln, Ont. ....	2	...	...	2	1	1	...	2	...	...
Manitoulin, Ont. ....	2	...	...	2	2	...	...	1	...	...
Ontario, Ont. ....	1	1	...	...	...	...	...	...	...	...
Perth, Ont. ....	5	2	...	3	3	...	...	...	...	...
Rainy River, Ont. ....	1	1	...	...	...	...	...	...	...	...
Renfrew, Ont. ....	1	...	...	1	1	...	...	1	...	...
Sudbury, Ont. ....	2	...	...	2	1	1	...	1	...	...
Temiskaming, Ont. ....	1	...	...	1	1	...	...	1	...	...
Thunder Bay, Ont. ....	1	1	...	...	...	...	...	...	...	...
Waterloo, Ont. ....	1	...	...	1	1	...	...	1	...	...
Welland, Ont. ....	1	1	...	...	...	...	...	...	...	...
Wellington, Ont. ....	1	...	...	1	1	...	...	...	...	...
Wentworth, Ont. ....	3	1	...	2	1	1	...	1	...	...
York, Ont. ....	11	6	...	5	5	...	...	1	...	...
Totals of Ontario ....	50	25	1	24	21	3	...	11	...	...
Dauphin, Man. ....	1	...	...	1	1	...	...	1	...	...
Manitoba, Central ....	3	1	...	2	2	...	...	1	...	...
Manitoba, Eastern. ....	4	1	...	3	3	...	...	1	...	...
Battleford, Sask. ....	2	2	...	...	...	...	...	...	...	...
Prince Albert, Sask. ....	1	...	...	1	1	...	...	...	...	...
Regina, Sask. ....	1	...	...	1	1	...	...	1	...	...
Saskatoon, Sask. ....	2	1	...	1	1	...	...	1	...	...
Swift Current, Sask. ....	2	2	...	...	...	...	...	...	...	...
Weyburn, Sask. ....	2	1	...	1	1	...	...	...	...	...
Yorkton, Sask. ....	2	1	...	1	1	...	...	...	...	...
Totals of Saskatchewan ...	12	7	...	5	5	...	...	2	...	...
Calgary, Alta. ....	6	3	...	3	2	1	...	1	1	...
Edmonton, Alta. ....	9	5	2	2	2	...	...	1	...	...
Medicine Hat, Alta. ....	1	...	...	1	1	...	...	...	...	...
Stettler, Alta. ....	1	1	...	...	...	...	...	...	...	...
Vancouver, B.C. ....	6	4	...	2	1	...	1	...	...	1
Victoria, B.C. ....	1	a1	...	...	...	...	...	...	...	...
Totals of Canada. ....	112	58	6	48	42	5	1	2	19	1

a Jury disagreed—Le jury ne s'est pas accordé.

## SESSIONAL PAPER No. 10c

Tableau 1.

Autres délits non compris dans les classes précédentes.

Classe VI.

Sentence.				Ages & Sexes.										Civil Condition. — État civil.				
Penitentiary. — Pénitencier.			D'th.  —  De mort.	Com- mit- ted to Refor- ma- to- ries.  —  En- voyés à la prison de Réfor- me.	Other Senten- ces.  —  Autres senten- ces.	Under 16 years.		16 years and under 21.		21 years and under 40.		40 years and over.		Not given.		Single  —  Céli- ba- taires.	Mar- ried.  —  Ma- riés.	Wi- dowed  —  En veu- vage.
Two years and un- der five.	Five years and over.	Life.  —  A vie.				Moins de 16 ans.	16 ans et moins de 21.	21 ans et moins de 40.	40 ans et plus.	Non- donné.								
						M.	F.	M.	F.	M.	F.	M.	F.	M.	F.			
						—	—	—	—	—	—	—	—	—	—			
Deux ans et m <sup>ns</sup> de cinq.	Cinq ans et plus.				M.	F.	M.	F.	M.	F.	M.	F.	M.	F.				

Parjure et subornation de parjure—Fin.

1					1					1		1				2		2
										1								
										1		1		1			2	
					1					1		1				2		
					3					1		1		1		1	2	
										1								
					1					1	1					1	2	
								1								1		
					1					1						1		
					1					2							2	
1					3					5						2	3	
2					1	10		2		14	2	2	1	2	1	8	16	
								1								1		
					1			1		1						2		
					2			1		2						1	2	
					1			1								1		
														1			1	
					1			1								1		
					1					1						1		
					3			2		1				1	1	3	2	
					1					2				1			2	
					1					2							2	
					1						1					1		
1										2						2		
5					1	20		8		27	3	3	1	4	2	23	24	

Table 1. Other offences not included in the foregoing classes. Class VI.

Judicial District in which offence was com- mitted. — Districts judi- ciaires où l'offense a été commise.	Number of Charges  — Nombre d'accu- sations.	Ac- quit- ted. — Ac- quittés.	De- tained for Lu- nacy. — Dé- tenus pour cause de folie.	Convictione. — Condamnations.				Sentence.		
								Committed to Jail.		
								Enprisonnés.		
				Total	Con- victed 1st.	Con- victed 2nd.	Reite- rated.	With the option of a fine — Sur option entre la pri- son ou l'a- mende	No Option — Sans option.	
Con- dam- nés une fois	Con- dam- nés deux fois.	Plus de 2 réci- li- ves.	Un- der one year — Moins d'un a.		one year and over — Un an et plus.					
Carrying unlawful weapons.										
Halifax, N. S. . . . .	3			3	3			2	1	
Queen's, N. S. . . . .	1			1	1			1		
Kamouraska, Que. . . . .	1			1	1				1	
Montreal, Que. . . . .	41	7		34	28	1	5	11	6	
Ottawa, Que. . . . .	4	1		3		3		3		
Algoma, Ont. . . . .	6			6	6			5	1	
Brant, Ont. . . . .	1			1	1					
Elgin, Ont. . . . .	6			6	5	1				
Essex, Ont. . . . .	2			2	2			1	1	
Frontenac, Ont. . . . .	1			1	1			1		
Halton, Ont. . . . .	1			1	1				1	
Hastings, Ont. . . . .	1			1	1			1		
Kent, Ont. . . . .	1			1	1					
Lincoln, Ont. . . . .	2			2	1	1		2		
Ontario, Ont. . . . .	2			2	2			1		
Oxford, Ont. . . . .	2			2	2					
Renfrew, Ont. . . . .	1	1								
Thunder Bay, Ont. . . . .	1			1	1			1		
Wellington, Ont. . . . .	18			18	17	1		18		
Wentworth, Ont. . . . .	9			9	8	1		6	3	
Totals of Ontario. . . . .	54	1		53	49	4		36	6	
Dauphin, Man. . . . .	1			1	1					
Manitoba, Western . . . . .	1			1	1			1		
Moose Jaw, Sask. . . . .	3	1		2	2			1	1	
Atlin, B. C. . . . .	1			1	1			1		
Cariboo, B. C. . . . .	1			1	1			1		
Kootenay, B. C. . . . .	2	1		1	1			1		
Vancouver, B. C. . . . .	2			2		1	1		2	
Victoria, B. C. . . . .	2			2	2			1		
Yale, B. C. . . . .	1			1	1			1		
Totals of British Columbia. . . . .	9	1		8	6	1	1	5	2	
Totals of Canada . . . . .	118	11		107	92	9	6	60	17	

## Violation of the Electoral Act.

Moosomin, Sask. ....	1	1								
Edmonton, Alta. ....	7			7	7			7		
Totals of Canada. ....	8	1		7	7			7		

## SESSIONAL PAPER No. 10c

Tableau I.

Autres délits non compris dans les classes précédentes

Classe vi.

Sentence.					Ages & Sexes.										Civil Conditions.			
Penitentiary. — Pénitencier.			D'th.  De mort.	Com- mit- ted to Refor- ma- to- ries.  En- voyés à la prison de Ré- forme.	Other Senten- ces.  Autres sen- tences.											État civil.		
Two years and un- der five. — Deux ans et m'ns de cinq.	Five years and over. — Cinq ans et plus.	Life.  —  A vie.				Under 16 years. — Moins de 16 ans.	16 years and under 21. — 16 ans et moins de 21.	21 years and under 40. — 21 ans et moins de 40.	40 years and over. — 40 ans et plus.		Not given. — Non- donné.		Single  —  C ba- taires	Mar- ried.  —  Ma- riés.	Wi- dowed  —  En veu- vage.			
						M.	F.	M.	F.	M.	F.	M.				F.	M.	F.
						H.	F.	H.	F.	H.	F.	H.				F.	H.	F.

## Port d'armes illégal.

.....	.....	.....	.....	.....	.....	.....	1	.....	2	.....	.....	.....	.....	.....	.....	1	2	.....
.....	.....	.....	.....	.....	.....	.....	1	.....	1	.....	.....	.....	.....	.....	.....	1	1	.....
.....	.....	.....	.....	1	16	14	4	.....	8	.....	4	.....	4	.....	.....	23	6	.....
.....	.....	.....	.....	.....	.....	.....	3	.....	.....	.....	.....	.....	.....	.....	.....	3	.....	.....
.....	.....	.....	.....	.....	1	.....	1	.....	.....	.....	.....	.....	6	.....	.....	1	.....	.....
.....	.....	.....	.....	.....	6	.....	3	.....	1	2	.....	.....	.....	.....	.....	4	2	.....
.....	.....	.....	.....	.....	.....	.....	.....	.....	1	.....	.....	.....	.....	.....	.....	1	.....	.....
.....	.....	.....	.....	.....	.....	.....	1	.....	1	.....	.....	.....	.....	.....	.....	1	1	.....
.....	.....	.....	.....	.....	1	.....	.....	.....	.....	.....	1	.....	.....	.....	.....	1	.....	.....
.....	.....	.....	.....	.....	1	.....	.....	.....	1	.....	1	.....	.....	.....	.....	1	1	.....
.....	.....	.....	.....	.....	1	.....	1	.....	1	.....	.....	1	.....	.....	.....	1	1	.....
.....	.....	.....	.....	.....	.....	.....	.....	.....	.....	1	.....	.....	.....	.....	.....	1	.....	.....
.....	.....	.....	.....	.....	.....	.....	1	.....	15	.....	2	.....	.....	.....	.....	8	10	.....
.....	.....	.....	.....	.....	.....	.....	1	.....	7	.....	1	.....	.....	.....	.....	6	2	1
.....	.....	.....	.....	1	10	.....	8	.....	27	2	6	1	9	.....	.....	27	17	1
.....	.....	.....	.....	.....	1	.....	.....	.....	1	.....	.....	1	.....	.....	.....	.....	1	.....
.....	.....	.....	.....	.....	.....	.....	.....	.....	.....	.....	.....	.....	.....	.....	.....	.....	1	.....
.....	.....	.....	.....	.....	.....	.....	.....	.....	1	.....	.....	.....	1	.....	.....	1	.....	.....
.....	.....	.....	.....	.....	.....	.....	.....	.....	.....	.....	.....	.....	1	.....	.....	1	.....	.....
.....	.....	.....	.....	.....	.....	.....	.....	.....	1	.....	.....	.....	1	.....	.....	1	.....	.....
.....	.....	.....	.....	.....	.....	.....	.....	.....	1	.....	1	.....	.....	.....	.....	1	1	.....
.....	.....	.....	.....	.....	1	.....	.....	.....	1	1	.....	.....	.....	.....	.....	2	.....	.....
.....	.....	.....	.....	.....	.....	.....	.....	.....	.....	.....	.....	.....	.....	.....	.....	.....	.....	.....
.....	.....	.....	.....	.....	1	.....	.....	.....	4	1	1	.....	2	.....	.....	5	1	.....
.....	.....	.....	.....	.....	2	28	14	16	45	3	11	2	16	.....	.....	61	29	1

## Infraction à la loi électorale.

.....	.....	.....	.....	.....	.....	.....	.....	.....	.....	.....	.....	.....	.....	.....	.....	.....	.....	.....
.....	.....	.....	.....	.....	.....	.....	.....	.....	.....	.....	.....	.....	.....	7	.....	.....	.....	.....
.....	.....	.....	.....	.....	.....	.....	.....	.....	.....	.....	.....	.....	.....	7	.....	.....	.....	.....
.....	.....	.....	.....	.....	.....	.....	.....	.....	.....	.....	.....	.....	.....	.....	.....	.....	.....	.....

Table 1.

Other offences not included in the foregoing classes.

Class VI.

Judicial Districts, in which offence was com- mitted. — Districts judi- ciaires où l'offense a été commise.	Number of Charges — Nombre d'accu- sations.	Ac- quit- ted. — Ac- quit- tés. — M. F.	De- tained for Lu- nacy. — Dé- tenus pour cause de folie.	Convictions. — Condemnations.				Sentence. Committed to Jail. — Emprisonnés.		
				Total.	Con- victed 1st.	Con- victed 2nd.	Reite- rated.	With the option of a fine. — Sur option entre la pri- son ou l'a- mende	No Option. — Sans option.	
					Con- dam- nés, une fois.	Con- dam- nés deux fois.	Plus de 2 réci- vies.		Un- der one year. — Moins d'un an.	One year and over. — Un an et plus.

## Conspiracy.

Bedford, Qué.....	1	...	...	1	1	...	...	...	1	...
Montreal, Que .....	10	9	...	1	...	...	1	...	...	...
Bruce, Ont. ....	2	1	...	1	1	...	...	...	...	...
Hastings, Ont.....	3	3	...	...	...	...	...	...	...	...
York, Ont.....	5	4	...	1	1	...	...	...	...	a1
Manitoba, Eastern.....	6	6	...	...	...	...	...	...	...	...
Swift Current, Sask .....	1	...	...	1	1	...	...	...	...	...
Calgary, Alta.....	2	...	...	2	1	...	1	...	...	...
Vancouver, B.C.....	2	1	1	...	...	...	...	...	...	...
Totals of Canada.....	32	24	1	7	5	...	2	1	1	1

## Forcible entry.

York, Ont.....	1	...	...	1	1	...	...	1	...	...
Manitoba Western .....	1	1	...	...	...	...	...	1	...	...
Totals of Canada.....	2	1	...	1	1	...	...	1	...	...

## Offences against gambling and lottery acts.

Pictou, N.S.....	1	...	...	1	1	...	...	1	...	...
Montreal, Que .....	110	12	...	98	98	...	...	97	...	...
Rimouski, Que.....	1	...	...	1	1	...	...	1	...	...
St. Francis, Que.....	1	...	...	1	1	...	...	1	...	...
Algoma, Ont.....	7	...	...	7	7	...	...	7	...	...
Brant, Ont. ....	3	...	...	3	3	...	...	3	...	...
Carleton, Ont. ....	25	14	...	11	11	...	...	9	...	...
Elgin, Ont.....	9	...	...	9	9	...	...	9	...	...
Essex, Ont. ....	8	...	...	8	8	...	...	8	...	...
Halton, Ont.....	2	...	...	2	2	...	...	2	...	...
Hastings, Ont.....	1	...	...	1	1	...	...	1	...	...
Huron, Ont.....	2	...	...	2	2	...	...	2	...	...
Leeds and Grenville, Ont.....	1	...	...	1	1	...	...	1	...	...
Lincoln, Ont.....	1	1	...	...	...	...	...	...	...	...
Nipissing, Ont.....	2	1	1	...	...	...	...	...	...	...
Oxford, Ont.....	4	...	...	4	4	...	...	3	...	...
Perth, Ont.....	1	...	...	1	1	...	...	1	...	...
Peterborough, Ont.....	2	...	...	2	2	...	...	2	...	...
Simcoe, Ont.....	3	...	...	3	3	...	...	3	...	...
Sudbury, Ont.....	2	...	...	2	2	...	...	2	...	...
Temiskaming, Ont.....	12	...	...	12	11	1	...	11	...	...
Thunder Bay, Ont.....	8	...	...	8	8	...	...	8	...	...

a. Deported—Déporté.

SESSIONAL PAPER No. 10c

Tableau I.													Autres délits non compris dans les classes précédentes.													Classe VI.		
Sentence.													Ages & Sexes.													Civil Condition. — État civil.		
Penitentiary. — Pénitencier.			D'th.  De mort.	Com- mit- ted to Refor- ma- to- ries  En- voyés à la prison de Réfor- me.	Other Senten- ces.  Autres senten- ces.	Under 16 years.		16 years and under 21.		21 years and under 40.		40 years and over.		Not given.		Singl  Célé- ba- taires.	Mar- ried.  Mariés.	Wid- owed  En- veu- vage.										
Two years and un- der five. — Deux ans et m'ns de cinq.	Five years and over. — Cinq ans et plus.	Life.  A vie				Moins de 16 ans.		16 ans et moins de 21.		21 ans et moins de 40.		40 ans et plus.		Non- donné.														
						M.	F.	M.	F.	M.	F.	M.	F.	M.	F.													
						—	—	—	—	—	—	—	—	—	—													
						H.	F.	H.	F.	H.	F.	H.	F.	H.	F.													
Conspiration.																												
	1								1					1			1											
					1							1						1										
									1								1											
									1								1											
					2				2								2											
1					3				5		1		1		1		4	1										
Violation de propriété.																												
									1								1											
									1								1											
Infraction aux lois défendant le jeu et les loteries.																												
									1								1											
					1				16		5	1	76		7		18											
									1				1		1													
									2		4		1		6													
					2				3	2	3				1	2	8	1										
									4		5				1		8											
					2				2		5		1		3		4											
													1				2											
													2															
													1															
					1								4		1													
									1						1													
									1							1												
									1				2			1												
					1				4		1		7			5												
													6	2														

8 GEORGE V, A. 1918

Table 1.

Other offences not included in the foregoing classes.

Class VI.

Judicial Districts in which offence was com- mitted. — Districts judi- ciaires où l'offense a été commise.	Number of Charges — Nombre d'accu- sations.	Ac- quit- ted. — Ac- quit- tés. — M. F.		De- tained for Lu- nacy. — Dé- tenus pour cause de folie.	Convictions. — Condamnations.				Sentence.		
					Total.	Con- victed 1st. — Con- dam- nés une fois.	Con- victed 2nd. — Con- dam- nés deux fois.	Reita- rated. — Plus de 2 réci- des.	Committed to Jail. — Emprisonnés.		
									With the option of a fine. — Sur option entre la pri- son ou l'a- m'nde	No Option. — Sans option.	
										Un- der one year. — Moins d'un an.	One year and over. — Un an et plus.

## Offences against gambling and lottery acts—Concluded.

Welland, Ont. ....	4	...	...	4	4	...	...	4	...	...
Wellington, Ont. ....	1	...	...	1	1	...	...	1	...	...
Wentworth, Ont. ....	14	3	...	11	8	2	1	4	...	1
York, Ont. ....	52	4	...	48	48	...	...	25	23	...
Totals of Ontario .....	164	23	1	140	136	3	1	104	23	1
Dauphin, Man. ....	1	...	...	1	1	...	...	1	...	...
Manitoba, Eastern. ....	13	...	...	13	13	...	...	13	...	...
Manitoba, Western .....	4	...	...	4	3	1	...	4	...	...
Humboldt, Sask. ....	1	...	...	1	1	...	...	1	...	...
Kindersley, Sask. ....	1	1	...	...	...	...	...	...	...	...
Melville, Sask. ....	1	...	...	1	1	...	...	1	...	...
Moose Jaw, Sask. ....	6	1	...	5	5	...	...	4	1	...
Regina, Sask. ....	14	4	...	10	10	...	...	9	1	...
Saskatoon, Sask. ....	4	...	...	4	4	...	...	4	...	...
Swift Current, Sask. ....	4	...	...	4	4	...	...	4	...	...
Weyburn, Sask. ....	2	...	...	2	2	...	...	2	...	...
Yorkton, Sask. ....	1	...	...	1	1	...	...	1	...	...
Totals of Saskatchewan .....	34	6	...	28	28	...	...	26	2	...
Bassano, Alta. ....	1	...	...	1	1	...	...	1	...	...
Calgary, Alta. ....	22	9	...	13	12	...	1	12	...	...
Edmonton, Alta. ....	2	...	...	2	2	...	...	2	...	...
Lethbridge, Alta. ....	3	...	...	3	3	...	...	3	...	...
Medicine Hat, Alta. ....	9	...	...	9	9	...	...	9	...	...
Totals of Alberta .....	37	9	...	28	27	...	1	27	...	...
Atlen, B.C. ....	4	2	...	2	2	...	...	2	...	...
Cariboo, B.C. ....	1	...	...	1	...	1	...	1	...	...
Kootenay, B.C. ....	20	...	...	20	12	6	2	19	...	...
Vancouver, B.C. ....	2	...	...	2	2	...	...	1	1	...
Westminster, B.C. ....	3	...	...	3	3	...	...	3	...	...
Totals of British Columbia. ....	30	2	...	28	19	7	2	26	1	...
Totals of Canada .....	396	52	1	343	328	11	4	301	26	1

## Prison breach, escape, attempting and aiding to escape from prison.

Cape Breton, N.S. ....	1	1	...	...	...	...	...	...	...	...
Cumberland, N.S. ....	1	...	...	1	...	1	...	1	...	...
Halifax, N.S. ....	3	...	...	3	...	...	3	...	2	...
Queen's, N.B. ....	1	...	...	1	...	1	...	...	...	...
St. John, N.B. ....	2	...	...	2	1	1	...	...	1	...
Westmoreland, N.B. ....	1	...	...	1	1	...	...	...	1	...



## SESSIONAL PAPER No. 10c

Table I.		Other offences not included in the foregoing classes.							Class VI.		
Judicial Districts in which * offence was com- mitted. — Districts judi- ciaires où l'offense a été commise.	Number of Charges  —  Nombre d'accu- sations.	Ac- quit- ted.  —  Ac- quit- tés.	De- tained for Lu- nacy.  —  Dé- tenus pour cause de folie.	Convictions. — * Condemnations.				Sentence.			
				Total.	Con- victed 1st.  —  Con- dam- nés une fois.	Con- victed 2nd.  —  Con- dam- nés deux fois.	Reite- rated.  —  Plus de 2 réci- des.	Committed to Jail.			
								With the option of a fine.  —  Sur option entre la pri- son ou l'a- mnde	No option.		
									Sans option		
		M. F.						Un- der one year. — Moins d'un an.	One year and over. — Un an et plus.		
Prison breach, escape, attempting and aiding to escape from prison—Continued.											
Bedford, Que.....	2	1		1	1						
Iberville, Que.....	1			1		1					
Kamouraska, Que.....	1			1		1		1			
Montreal, Que.....	1			1			1				
St. Francis, Que.....	2			2	2			2			
Carleton, Ont.....	3	3									
Essex, Ont.....	1			1	1			1			
Frontenac, Ont.....	1			1	1						
Halton, Ont.....	1			1		1					
Hastings, Ont.....	1			1		1					
Kent, Ont.....	1			1	1			1			
Lambton, Ont.....	2			2	2			2			
Manitoulin, Ont.....	1			1	1			1			
Middlesex, Ont.....	2			2	1	1			1		
Nipissing, Ont.....	1			1			1				
Norfolk, Ont.....	5			5	2	2	1	1	3		
Oxford, Ont.....	1			1		1					
Parry Sound, Ont.....	2			2	2			1	1		
Rainy River, Ont.....	1			1		1					
Simcoe, Ont.....	2			2	2			1	1		
Stormont, D'as & Glengarry, O.....	3	1		2		2			2		
Sudbury, Ont.....	22			22	21	1		1	9		
Thunder Bay, Ont.....	1			1			1				
Wellington, Ont.....	11			11	2	9		2	1		
York, Ont.....	7			7	6	1			3		
Totals of Ontario .....	69	4		65	42	20	3	5	19		
Manitoba, Central.....	2			2	1	1		1	1		
Manitoba, Eastern.....	1			1	1			1			
Manitoba, Western.....	1			1	1			1			
Moose Jaw, Sask.....	2			2			2	1			
Prince Albert, Sask.....	3			3	1	2			3		
Regina, Sask.....	3			3	3			1	1		
Saskatoon, Sask.....	1			1		1			1		
Swift Current, Sask.....	2			2	2				2		
Weyburn, Sask.....	2			2	2				1		
Totals of Saskatchewan.....	13			13	8	3	2	2	8		
Athabaska, Alta.....	1			1	1				1		
Calgary, Alta.....	1			1	1						
Edmonton, Alta.....	11			11	6	3	2	2	5		
Lethbridge, Alta.....	1			1	1				1		
Medicine Hat, Alta.....	1			1	1			1			
Wetaskiwin, Alta.....	1			1		1			1		
Totals of Alberta.....	16			16	10	4	2	3	8		

8 GEORGE V, A. 1918

Tableau 1. Autres délits non compris dans les classes précédentes, Classe vi.

Sentence.					Ages & Sexes.										Civil Condition. — État civil.		
Penitentiary. — Pénitencier.			D'th.  —  De mort.	Com- mit- ted to Refor- ma- to- ries.  —  En- voyés à la prison de Réfor- me.	Other Senten- ces.  —  Autres senten- ces.	Under 16 years.	16 years and under 21.	21 years and under 40.	40 years and over.	Not given.	Single  —  Céli- b- taires.	Mar- ried.  —  Ma- riés.	Wi- dowed  —  En veu- vage.				
Two years and un- der five.	Five years and over.	Life.				Moins de 16 ans.	16 ans et moins de 21.	21 ans et moins de 40.	40 ans et plus.	Non- donné.							
Deux ans et m'ns de cinq.	Cinq ans et plus.	A vie.				M.	F.	M.	F.	M.				F.	M.	F.	
						H.	F.	H.	F.	H.				F.	H.	F.	

Infraction aux lois des prisons, évasion, tentative et aide d'évasion—Suite.

1				1				1		1			1
				1		1						1	
								2				1	
										1			
1				1				1		1		1	
				1				1		1		1	
										2			
				1				1	1			1	1
1				1			1	1		1	1	1	
				1			1			1	1		
1								1					
								2					
								2					
11							6	15		1		21	
1				1	2		1			1		1	
5				2	2	1	2	6	1	1		8	1
								1		1	1	4	
20				3	9	1	17	32	1	2	1	9	2
						1		1				2	
										1		1	
1								1		1		1	
								1	1			2	
								2			1		
								1					
								2				2	
1					1			1	7	1		5	3
1								1		1		1	
					3		2	3		2		5	2
								1				1	
1					3		2	5		3		7	3

a To enlist—Devant s'enrôler.

Table 1. Other offences not included in the foregoing classes. Class VI.

Judicial Districts in which offence was com- mitted. — Districts judi- ciaires où l'offense a été commise.	Number of Charges — Nombre d'accu- sations.	Ac- quit- ted. — Ac- quit- tés.	De- tained for Lu- nacy. — Dé- tenus pour cause de folie.	Convictions. — Condemnations.				Sentence.		
				Total.	Con- victed 1st. — Con- dam- nés une fois.	Con- victed 2nd. — Con- dam- nés deux fois.	Reite- rated. — Plus de 2 réci- dives.	Committed to Jail.		
								Emprisonnés.		
								With the option of a fine. — Sur option entre la pri- son ou l'a- mende	No Option. — Sans option.	Option.
		M.	F.						Under one year. — Moins d'un an.	One year and over. — Un an et plus.

Prison breach, escape, attempting and aiding to escape from prison—*Concluded.*

Kootenay, B.C. ....	1	2	...	1	1	...	1	1	1	...
Vancouver, B.C. ....	2	...	...	2	1	...	1	...	...	...
Yukon .....	2	...	...	2	...	...	2	...	...	...
Totals of Canada.....	123	6	...	117	70	33	14	13	46	12

## Revenue laws, offences against

Montreal, Que .....	1	...	...	1	1	...	...	1	...	...
Muskoka, Ont. ....	3	...	...	3	3	...	...	3	...	...
Perth, Ont. ....	3	...	...	3	3	...	...	3	...	...
Simcoe, Ont. ....	2	...	...	2	2	...	...	2	...	...
Welland, Ont. ....	1	...	...	1	1	...	...	...	...	...
Yale, B.C. ....	2	2	...	...	...	...	...	...	...	...
Totals of Canada.....	12	2	...	10	10	...	...	9	...	...

## Riot and affray.

Cape Breton, N.S. ....	3	...	...	3	3	...	...	2	...	...
Halifax, N.S. ....	13	...	...	13	13	...	...	12	...	...
Norfolk, Ont. ....	2	...	...	2	2	...	...	...	...	...
Sudbury, Ont. ....	4	...	...	4	1	...	...	4	...	...
Calgary, Alta. ....	21	8	...	13	12	...	1	12	...	...
Vancouver, B.C. ....	58	13	...	45	45	...	...	35	1	...
Totals of Canada. ....	101	21	...	80	79	...	1	65	1	...

## Keeping bawdy houses and inmates thereof.

Queen's, P.E.I. ....	3	...	...	3	3	...	...	2	...	...
Cape Breton, N.S. ....	3	...	2	1	1	...	...	...	...	...
Halifax, N.S. ....	8	...	...	8	8	...	...	7	1	...
Hants, N.S. ....	1	...	...	1	1	...	...	1	...	...
Queen's, N.S. ....	1	...	...	1	1	...	...	...	...	...
St. John, N.B. ....	5	...	...	5	5	...	...	5	...	...
Westmoreland, N.B. ....	5	...	...	5	5	...	...	5	...	...
York, N.B. ....	4	...	...	4	4	...	...	3	1	...
Montreal, Que. ....	513	2	1	510	509	...	1	393	28	...
Ottawa, Ont. ....	39	...	...	39	39	...	...	35	...	...
Quebec, Que. ....	160	1	...	159	140	9	10	140	2	9
St. Francis, Que. ....	4	...	...	4	4	...	...	2	1	...
Totals of Quebec.....	716	3	1	712	692	9	11	570	31	9



Table I. Other offences not included in the foregoing classes.

Class VI.

Judicial District in which offence was com- mitted.  —  District judi- ciaires où l'offense a été commise.	Number of Charges  —  Nombre d'accu- sations.	Ac- quit- ted.  —  Ac- quit- tés.	De- tained for Lu- nacy.  —  Dé- tenus pour cause de folie.	Convictions. — Condamuatiions.				Sentence.		
								Committed to Jail.		
								Emprisonnés.		
								With the option of a fine. — Sur option entre la pri- son ou l'a- m'nde	No Option. — Sans option.	— — —
				Total.	Con- victed 1st.  —  Con- dam- nés une fois.	Con- victed 2nd.  —  Con- dam- nés deux fois.	Reite- rated.  —  Plus de 2 rédi- ves.		Un- der one year. — Moins d'un an.	One year and over. — Un an et plus.

Keeping bawdy houses and inmates thereof—Continued.

Algoma, Ont.....	1	...	...	1	1	...	...	1	...	...
Brant, Ont.....	12	1	...	11	11	...	...	3	1	1
Carleton, Ont.....	87	1	16	70	68	1	1	40	3	1
Elgin, Ont.....	4	...	...	4	2	2	...	...	...	...
Halton, Ont.....	2	...	...	2	2	...	...	...	...	...
Hastings, Ont.....	6	...	2	4	4	...	...	...	...	...
Kent, Ont.....	2	...	...	2	2	...	...	2	...	...
Lambton, Ont.....	1	...	...	1	1	...	...	...	1	...
Leeds and Grenville, Ont.....	2	...	...	2	2	...	...	...	1	...
Lennox and Addington, Ont.....	1	...	...	1	1	...	...	1	...	...
Lincoln, Ont.....	2	...	...	2	2	...	...	...	...	1
Middlesex, Ont.....	14	...	...	14	14	...	...	14	...	...
Nipissing, Ont.....	2	...	...	2	2	...	...	2	...	...
Ontario, Ont.....	1	...	...	1	1	...	...	1	...	...
Parry Sound, Ont.....	2	...	...	2	2	...	...	1	1	...
Perth, Ont.....	2	...	...	2	2	...	...	2	...	...
Peterborough, Ont.....	2	...	...	2	2	...	...	...	1	...
Sudbury, Ont.....	4	...	...	4	4	...	...	3	...	...
Temiskaming, Ont.....	6	...	...	6	6	...	...	5	1	...
Thunder Bay, Ont.....	22	...	...	22	22	...	...	18	3	...
Waterloo, Ont.....	2	1	...	1	1	...	...	...	...	...
Wentworth, Ont.....	33	4	3	26	26	...	...	20	2	...
York, Ont.....	297	7	3	287	287	...	...	188	65	...
Totals of Ontario.....	507	14	24	469	465	3	1	301	79	3
Dauphin, Man.....	1	...	...	1	1	...	...	1	...	...
Manitoba, Eastern.....	23	...	2	21	20	1	...	8	12	...
Manitoba, Western.....	3	...	...	3	3	...	...	2	1	...
Kerr-Robert, Sask.....	4	...	...	4	4	...	...	4	...	...
Moose Jaw, Sask.....	21	...	...	21	21	...	...	11	9	...
Prince Albert, Sask.....	15	...	...	15	15	...	...	7	8	...
Regina, Sask.....	34	...	...	34	34	...	...	20	...	...
Saskatoon, Sask.....	10	1	...	9	7	2	...	8	...	...
Scott, Sask.....	5	...	...	5	5	...	...	4	1	...
Swift Current, Sask.....	10	2	...	8	8	...	...	8	...	...
Weyburn, Sask.....	3	...	...	3	3	...	...	2	...	...
Wynyard, Sask.....	1	...	1	...	...	...	...	...	...	...
Yorkton, Sask.....	1	...	...	1	1	...	...	1	...	...
Totals of Saskatchewan.....	104	3	1	100	98	2	...	65	18	...
Athabaska, Alta.....	2	2	...	...	...	...	...	...	...	...
Calgary, Alta.....	57	10	18	29	27	2	...	18	6	1
Edmonton, Alta.....	13	2	...	11	11	...	...	7	3	...
Lethbridge, Alta.....	1	...	...	1	1	...	...	1	...	...
Macleod, Alta.....	5	...	...	5	5	...	...	5	...	...
Medicine Hat, Alta.....	27	...	...	27	27	...	...	27	...	...

## SESSIONAL PAPER No. 10c

Tableau I.						Autres délits non compris dans les classes précédentes										Classe VI.		
Sentence.						Ages & Sexes.										Civil Condition — État civil		
Penitentiary. — Pénitencier.					Com- mit- ted to Refor- ma- tories.	Other Sen- tences.												
Two years and un- der five. — Deux ans et m'ns de [cinq.]	Pive years and over. — Cinq ans et plus.	Life.  — A vie.	D'th.  De mort	—  En- voyés à la prison de Réfor- me.	—  Autres sen- tences.	Under 16 years. — Moins de 16 ans.	16 years and under 21. — 16 ans et moins de 21.	21 years and under 40. — 21 ans et moins de 40.	40 years and over. — 40 ans et plus.	Not given. — Non- donné.			Single  — Céli- ba- taires.	Mar- ried.  — Ma- riés.	Wi- dowed  — Eu veu- vage.			
M.	F.					M.	F.	M.	F.	M.	F.	M.	F.					
—	—	—	—	—	—	H.	F.	H.	F.	H.	F.	H.	F.	—	—	—		

Tenant et habitant des maisons de désordre—*Fin.*

[illegible]

Table I. Other offences not included in the foregoing classes.

Class VI.

Judicial District in which offence was com- mitted.  Districts judi- ciaires où l'offence a été commise.	Number of Charges  —  Nombre d'accu- sations.	Ac- quit- ted.  —  Ac- quit- tés.	De- tained for Lunacy.  —  Dé- tenus pour cause de folie.	Convictione. — Condemnations.				Sentence.		
				Total.	Con- victed 1st.  —  Con- dam- nés une fois	Con- victed 2nd.  —  Con- dam- nés deux fois.	Reite- rated.  —  Plus de 2 réci- ves.	Committed to Jail. — Emprisonnés.		
								With the option of a fine  —  Sur option entre la pri- son ou l'a- mende	No Option — Sans option.	
									Un- her one year  —  Moins d'un an.	one year and over —  Un an et plus.
		M	F							
Keeping bawdy houses and inmates thereof— <i>Concluded.</i>										
Stettler, Alta. ....	14			14	14			14		
Taber, Alta. ....	4			4	4			4		
Wetaskiwin, Alta. ....	1	1								
Totals of Alberta. ....	124	15	18	91	89	2	..	76	9	1
Atlin, B.C. ....	23			23	23			18		
Kootenay, B.C. ....	159			159	159			157	1	
Vancouver, B.C. ....	143	13	6	124	123	1		60	13	
Victoria, B.C. ....	12	1		11	11			6	5	
Yale, B.C. ....	1			1	1			1		
Totals of British Columbia. ....	338	14	6	318	317	1	.....	242	19	.....
Totals of Canada. ....	1,846	49	54	1,743	1,713	18	12	1,283	175	14

## Various other misdemeanours.

Bedford, Que. ....	2	2								
Montmagny, Que. ....	1			1	1					
Montreal, Que. ....	5	3		2	2			2		
Three Rivers, Que. ....	1			1	1					
Bruce, Ont. ....	1	1								
Carleton, Ont. ....	3	2		1	1			1		
Hastings, Ont. ....	1	1								
Leeds and Grenville, Ont. ....	2	1		1	1			1		
Lincoln, Ont. ....	1			1	1					
Manitoulin, Ont. ....	1			1	1			1		
Middlesex, Ont. ....	3	2		1	1			1		
Nipissing, Ont. ....	2			2	2			2		
Perth, Ont. ....	1			1	1			1		
Peterborough, Ont. ....	2	1		1	1					
Rainy River, Ont. ....	1	1								
Stormont, Dundas & Glengary, O.	1			1	1			1		
Thunder Bay, Ont. ....	6			6	6			6		
Waterloo, Ont. ....	2			2	2				2	
Wentworth, Ont. ....	7	4		3	3				1	1
York, Ont. ....	58	19	1	38	32		6	12	13	1
Totals of Ontario. ....	92	31	2	59	53		6	26	16	2
Manitoba Eastern. ....	15	4		11	10		1	4		
Saskatoon, Sask. ....	2	2								
Swift Current, Sask. ....	1	1								
Yorkton, Sask. ....	1			1	1					
Edmonton, Alta. ....	10	3	1	6	4	1	1	4		
Macleod, Alta. ....	1	1								
Wetaskiwin, Alta. ....	1	1								

Tableau I.                      Autres délits non compris dans les classes précédentes.

Classe VI.

[illegible]

Tenant et habitant des maisons de désordre.—*Fin.*

												1	13			
												4	13			
1				4			5	7	11	5	1	18	44	12	16	1
				5												
				1								11	23			
				51		4	1	12	77	21	8	1	148	72	49	3
								4	1		1	5	5	3	3	
												1				
				57		4	1	16	78	21	9	11	178	75	52	3
4			11	256	2	5	31	73	776	63	98	155	540	748	291	15

Divers autres délits.

				1			1			1			1			1	
				1			1						1			1	
										1						1	
												1				1	
				1			1			1			1			1	
										1						1	
									1	1		1			1	1	
				1						1				1		1	
									1				1				
									6					1		1	
									2								
				1	11		3		25	4	6		1		1	1	
			1	14		4		37	5	10		2	1	18	21	7	
					7	7	1	3						11			
					1				1					1			
1					1				5		1				2	4	

Table I. Other offences not included in the foregoing classes. Class VI.

Judicial Districts in which offence was com- mitted.  —  Districts judi- ciaires où l'offense a été commise.	Number of Charges  —  Nombre d'accu- sations.	Ac- quit- ted.  —  Ac- quit- tés.		De- tained for Lu- nacy.  —  Dé- tenus pour cause de folie.	Convictions. — Condemnations.			Sentence.		
								Committed to Jail. — Emprisonnés.		
								With the option of a fine. — Sur option entre la pri- son ou l'a- m'nde	No Option. — Sans option.	
									Un- der one year. — Moins d'un an.	One year and over. — Un an et plus.
		M. F.			Total.	Con- victed 1st.  — Con- dam- nés une fois.	Con- victed 2nd.  — Con- dam- nés deux fois.	Reite- rated.  — Plus de 2 rédi- ves.		

Various other misdemeanours—*Concluded.*


Atlin, B.C. ....	1	...	...	...	1	...	1	...	1	...
Kootenay, B.C. ....	4	...	...	...	4	4	...	...	1	...
Vancouver, B.C. ....	11	10	...	...	1	...	...	1	...	1
Victoria, B.C. ....	2	...	...	...	2	2	...	...	...	...
Totals of British Columbia..	18	10	..	..	8	6	1	1	5	1
Yukon .....	1	...	...	...	1	1	...	...	1	...
Totals of Canada.....	151	58	3	.....	90	79	2	9	42	3

## SESSIONAL PAPER No. 10c

Tableau 1.												Autres délits non compris dans les classes précédentes.										Classe VI.		
Sentence.						Ages & Sexes.										Civil Condition. — Etat civil.								
Penitentiary. — Pénitencier.			D'th.  De mort	Com- mit- ted to Refor- ma- tories.  En- voyés à la prison de Réfor- me.	Other Senten- ces.  Autres senten- ces.	Under 16 years.		16 years and under 21.		21 years and under 40.		40 years and over.		Not given.		Single  —  Céli- ba- taires	Mar- ried.  —  Ma- riés.	Wi- dowed  —  En- veu- vage.						
Two years and un- der five.  Deux ans et m'ns de cinq.	Five years and over.  Cinq ans et plus.	Life.  —  A vie				Moins de 16 ans.		16 ans et moins de 21.		21 ans et moins de 40.		40 ans et plus.		Non- donné.										
						M.	F.	M.	F.	M.	F.	M.	F.	M.	F.									
						H.	F.	H.	F.	H.	F.	H.	F.	H.	F.									

## Divers autres délits.—Fin.

.....	.....	.....	.....	.....	.....	.....	.....	.....	.....	1	.....	.....	.....	.....	.....	.....	1	.....
.....	.....	.....	.....	.....	.....	.....	.....	.....	.....	1	.....	1	.....	2	.....	.....	1	3
.....	.....	.....	.....	.....	.....	.....	.....	.....	.....	1	.....	1	.....	.....	.....	.....	1	.....
.....	.....	.....	.....	.....	.....	.....	.....	.....	.....	1	.....	1	.....	.....	.....	.....	1	.....
.....	.....	.....	.....	.....	.....	.....	.....	.....	.....	4	.....	2	.....	2	.....	.....	2	5
.....	.....	.....	.....	.....	.....	.....	.....	.....	.....	.....	.....	1	.....	.....	.....	.....	1	.....
.....	.....	.....	.....	.....	.....	.....	.....	.....	.....	.....	.....	.....	.....	.....	.....	.....	.....	.....
1	.....	.....	.....	1	25	7	1	8	.....	48	5	14	.....	6	1	37	30	7



---

---

## TABLE II

SUMMARY OF TABLE I BY CLASSES AND PROVINCES WITH  
TOTALS OF EACH PROVINCE AND OF CANADA.

---

## TABLEAU II

RÉCAPITULATION DU TABLEAU I PAR CLASSES ET PAR  
PROVINCES AVEC TOTAUX DE CHAQUE  
PROVINCE ET DU CANADA.

---

---

Table II. Summary by classes and provinces.

Provinces.	Number of Charges  —  Nombre d'accu- sations	Ac- quit- ted.  —  Ac- quit- tés.	De- tained for Lu- nacy.  —  Dé- tenus pour cause de folie.	Convictions. — Condemnations.				Sentence.		
								Committed to Jail.		
								Emprisonnés.		
				Total.	Con- victed 1st.  —  Con- dam- nés une fois.	Con- victed 2nd.  —  Con- dam- nés deux fois.	Reite- rated.  —  Plus de 2 réci- des.	With the option of a fine.  —  Sur option entre la pri- son ou l'a- m'nde	No Option.	
									Sans option.	
						Un- der one year.	One year and over.			
		M. F.				Moins d'un an.	Un an et plus.			

## Class I.—Offences against the person.

Prince Edward Island.....	6	2	..	..	4	4	..	1	1	..
Nova Scotia.....	262	38	7	1	216	204	9	124	27	1
New Brunswick.....	84	13	6	1	64	61	1	35	7	..
Quebec.....	627	163	11	4	449	403	36	246	70	7
Ontario.....	1,464	377	39	4	1,044	943	63	532	145	39
Manitoba.....	273	63	8	..	202	192	5	124	21	7
Saskatchewan.....	270	60	6	2	202	195	3	106	55	13
Alberta.....	235	78	4	..	153	150	2	81	25	5
British Columbia.....	272	78	1	1	192	175	13	96	40	10
Yukon.....	4	..	..	..	4	3	1	2	..	1
Canada.....	3,497	872	82	13	2,530	2,330	133	1,347	391	83

## Class II.—Offences against property with violence.

Prince Edward Island.....	5	..	..	..	5	4	..	1	..	..
Nova Scotia.....	54	11	..	..	43	35	6	2	5	1
New Brunswick.....	46	4	..	..	42	34	6	2	6	7
Quebec.....	321	66	3	1	251	156	40	55	2	46
Ontario.....	755	85	3	1	666	470	104	92	21	150
Manitoba.....	173	11	1	..	161	96	28	37	1	15
Saskatchewan.....	56	22	1	..	33	23	7	3	12	7
Alberta.....	44	8	..	..	36	27	4	5	2	8
British Columbia.....	108	27	..	..	81	59	14	8	..	9
Yukon.....	3	..	..	..	3	1	2	..	..	1
Canada.....	1,565	234	8	2	1,321	905	211	205	44	248

## Class III.—Offences against property without violence.

Prince Edward Island.....	21	1	..	..	20	16	2	2	1	10
Nova Scotia.....	283	40	9	..	234	202	20	12	20	38
New Brunswick.....	224	22	3	..	199	181	9	9	8	22
Quebec.....	2,012	349	28	3	1,632	1,281	211	140	186	341
Ontario.....	5,062	831	104	3	4,124	3,257	467	400	699	837
Manitoba.....	709	93	21	1	594	478	54	62	69	115
Saskatchewan.....	839	207	12	..	620	587	22	11	259	193
Alberta.....	743	236	14	..	493	400	46	47	213	121
British Columbia.....	606	128	12	..	466	397	42	27	80	151
Yukon.....	12	1	..	..	11	10	1	..	3	4
Canada.....	10,511	1,908	203	7	8,393	6,809	874	710	1,538	1,832

## SESSIONAL PAPER No. 10c

Tableau II. Récapitulation par classes et provinces.

Sentence.						Ages & Sexes.										Civil Condition.		
Penitentiary. — Pénitencier.			D'th  De mort	Com- mit- ted to Refor- ma- to- ries.  En- voyés à la prison de Réfor- me.	Other Sen- tences.  Autres sen- tences.	Under 16 years.	16 years and under 21.	21 years and under 40	40 years and over.	Not given			Single  Céli- ba- taires.	Mar- ried.  Ma- riés.	Wi- dowed.  En veu- vage.			
Two years and un- der five. — Deux ans et m's de cinq.	Five years and over — Cinq ans et plus.	Life.  A vie.				Moins de 16 ans.	16 ans et moins de 21.	21 ans et moins de 40.	40 ans et plus.	Non- donné.								
						M	F	M	F	M	F	M				F	M	F
						H	F	H	F	H	F	H				F	H	F

## Classe I.—Outrages contre la personne.

2										2				2						2		
7	4	2	3	48	16	5	6	1	81	9	36	1	58	3	81	75	6					
3	1		2	16	3		1	1	30	1	6	1	20	1	33	9						
18	8		2	95	19		26	1	262	16	50	5	119	11	162	157	8					
38	14	1	4	8	263	31	3	73	8	574	59	184	11	91	10	419	535	7				
3	3		4	2	38	12		10	1	79	4	52	4	35	5	52	119	3				
8	3				17			6	3	80	7	15	3	86	2	51	52	3				
6	5		1	1	29			8		53	5	24	1	61	1	37	46					
13	6		1		26	7		5		84	6	41	3	42	1	83	66	3				
			1									2	1	1			2	1				
98	44	1	15	19	532	88	8	135	15	1,185	107	413	30	515	34	918	1,063	31				

## Classe II.—Délits avec violence contre la propriété.

1	1			1	2	3		1						1		5					
7	2			6	22	19		7		13		3		1		33	4				
7	3			10	9	18		9	1	8				6		32	5				
32	13			14	133	97		69		57		12	2	14		209	25	3			
44	8			64	352	390		164	1	78	1	13	1	18		614	31				
19	18			5	83	80		27		52	1	1				85	5				
2	1				5	1		11		11	2			7	1	20	4				
4	4				15	1		12		16		3		4		28	4				
8	1			8	48	45		5	1	17		6		7		68	12				
										2		1				3					
124	51			108	669	654		305	3	254	4	39	3	58	1	1,102	90	3			

## Classe III.—Délits sans violence contre la propriété.

					9	8		3		4		1		4		13	3				
11	3			36	124	83	4	31	2	46	8	12		47	1	160	26				
9				12	147	78	3	30	2	53	7	12	1	12	1	160	25	1			
87	11			129	854	503	23	222	19	441	39	107	10	243	25	1,044	302	13			
51	12			194	2,225	1,550	46	628	84	967	167	219	67	361	35	2,925	791	12			
8	1			21	351	201	16	59	23	166	36	39	17	32	5	203	157	5			
8	7				125	6	1	38	7	187	13	37	5	319	7	150	125	2			
27	4				116	5		50	2	162	17	32	1	219	5	164	100	3			
14				18	183	98	2	45	8	173	11	52	4	73		301	91	5			
2	1				1					2	1	2		3	3	2	3				
217	39			410	4,135	2,532	95	1,106	147	2,201	299	513	105	1,313	82	5,122	1,623	41			

8 GEORGE V, A. 1918

Table II. Summary by classes and provinces.

Provinces	Number of Charges	Ac- quit- ted.	De- tained for Lu- nacy.	Convictions. — Condamtations.				Sentence.		
								Committed to Jail.		
								Emperisonnés.		
								With the option of a fine.	No Option.	
	—	—	—	Total.	Con- victed 1st.	Con- victed 1st.	Reite- rated.	—	—	—
	Nombre d'accu- sations.	Ac- quit- tés.	Dé- tenus pour cause de folie.		Con- dam- nés une fois.	Con- dam- nés deux fois.	Plus de 2 réci- dive	Sur option entre la pri- son ou l'a- m'nde	Un- der one year.	One year and over.
		M	F						Moins d'un an.	Un- an et plus.

## CLASS IV.—Malicious offences against property.

Prince Edward Island.....	.....	.....	.....	.....	.....	.....	.....	.....	.....	.....
Nova Scotia.....	43	7	.....	36	31	1	4	15	.....	1
New Brunswick.....	7	1	.....	6	6	.....	.....	1	.....	.....
Quebec.....	79	16	1	61	53	3	5	10	11	.....
Ontario.....	124	15	3	106	89	12	5	26	6	1
Manitoba.....	32	6	2	24	22	2	.....	3	.....	.....
Saskatchewan.....	27	7	3	17	17	.....	.....	2	3	1
Alberta.....	27	12	.....	15	13	2	.....	6	5	.....
British Columbia.....	36	1	.....	35	34	1	.....	2	2	.....
Yukon.....	1	.....	.....	1	.....	1	.....	.....	.....	.....
Canada.....	376	65	9	301	265	22	14	65	27	3

## Class v.—Forgery and offences against the currency.

Prince Edward Island.....	.....	.....	.....	.....	.....	.....	.....	.....	.....	.....
Nova Scotia.....	20	7	1	12	10	1	1	.....	1	.....
New Brunswick.....	2	.....	.....	2	2	.....	.....	.....	.....	.....
Quebec.....	54	18	1	35	27	3	5	.....	4	6
Ontario.....	111	20	4	87	56	19	12	.....	11	20
Manitoba.....	44	4	.....	40	16	6	18	.....	6	6
Saskatchewan.....	25	5	.....	20	17	.....	3	3	9	.....
Alberta.....	22	6	.....	16	15	1	.....	1	8	1
British Columbia.....	29	3	.....	26	18	3	5	.....	5	2
Yukon.....	.....	.....	.....	.....	.....	.....	.....	.....	.....	.....
Canada.....	307	63	6	238	161	33	44	4	44	35

## Class VI.—Other offences not included in the foregoing classes.

Prince Edward Island.....	4	.....	.....	4	4	.....	.....	.....	2	.....
Nova Scotia.....	49	5	3	41	35	3	3	28	5	.....
New Brunswick.....	20	1	.....	19	17	2	.....	10	5	1
Quebec.....	1,010	58	1	948	906	23	19	717	53	12
Ontario.....	1,060	132	30	897	846	39	12	493	172	22
Manitoba.....	88	15	4	69	64	4	1	36	19	1
Saskatchewan.....	203	29	1	173	162	7	4	104	38	1
Alberta.....	264	55	21	188	172	10	6	138	21	2
British Columbia.....	297	56	7	434	416	12	6	320	33	3
Yukon.....	3	.....	.....	3	1	.....	2	1	.....	.....
Canada.....	3,198	351	67	2,776	2,623	100	53	1,847	348	42

## SESSIONAL PAPER No. 10c

Tableau II.

## Récapitulation par classes et provinces.

Sentence.						Ages & Sexes.										Civic Condition. — État civil.				
Penitentiary. — Pénitencier.			Death  De mort.	Com- mit- ted to Refor- ma- to- ries.  En- voyés aux mai- sons de Réfor- me.	Other Sen- tences.  —  Autre sen- tences.	Under 16 years. — Moins de 16 ans.		16 years and under 21. — 16 ans et moins de 21.		21 years and under 40. — 21 ans et moins de 40.		40 years and over. — 40 ans et au- dessus.		Not given. — Non- donnés		Single.  —  Céli- ba- taires.	Mar- ried.  —  Ma- riés.	Wi- dowed  —  En- veu- vage.		
Two years and un- der five. — Deux ans et moin de cinq.	Five years and over. — Cinq ans et plus.	Life.  —  A vie				M.	F.	M.	F.	M.	F.	M.	F.	M.	F.				M.	F.

## Classe IV.—Domnages malicieux contre la propriété.

3	1			4	12	27		1		4	1	2	1			31	4	1
				3	2	2			1	2				1		4	2	
1				2	37	31	1	5		9	1	6		8		46	8	
				4	69	50	4	30		16		3	1	2		95	9	
	2				19	16		2		2		1		2	1	14	3	
2					9					6		7		4		3	5	
					4			1		6		2		6		6	3	
2				4	25	18	4	1		1		3		8		27	2	
1												1				1		
9	3			17	177	144	9	40	1	46	2	25	2	31	1	227	36	1

## Classe V.—Faux et délits par rapport à la monnaie.

4					7			1	2	7	1					9	3	
1					1					23						1	1	
5	1			1	18	2		2		23	1	4		3		13	18	
15	3			3	35	7	1	25	6	26	2	7	1	12		48	30	2
				3	25			18		16	4	2				30	10	
2					6			1		14				5		3	12	
2					4	1		4		8	1			2		11	3	
11					8	1		1		18	3	1		2		20	4	
40	4			7	104	11	1	52	8	114	12	14	1	24	1	135	81	2

## Classe VI.—Autres délits non compris dans les classes précédentes.

1				1				1				1				2	2	
3					5			1	3	23	3	2		6	3	17	17	1
1					2					1	1	3		6	8	3	2	1
6	3			6	151	26	7	13	17	68	579	26	53	112	47	670	117	6
30				16	164	17	1	39	9	222	105	97	41	147	219	242	263	17
1					12	8	2	6		18	6	7	1	7	14	30	19	
2	1				27			3	2	31	11	11	1	77	37	23	35	1
4					23			10	6	43	12	13	1	58	45	50	33	3
2					76	1		7	1	83	79	36	9	40		156	71	3
2										2		1				3		
52	4			23	460	52	12	81	35	491	796	197	106	453	553	1,196	557	32

Table II.

Grand totals for 1916 and 1917.

Province		Number of Charges  —  Nombre d'accu- sations.	Ac- quit- ted.  —  Ac- quit- tés.	De- tained for Lu- nacy.  —  Dé- tenus pour cause de folie.	Convictions. — Condamnations.				Sentences.						
					Total.	Con- victed 1st.  —  Con- dam- nés une fois.	Con- victed 2nd.  —  Con- dam- nés deux fois.	Reite- rated.  —  Plus de 2 réci- des.  —  Plus de 2 réci- des.	Committed to Jail — Emprisonnés.		With the option of a fine. — Sur option entre la pri- son ou la m'nde	No option.  —  Sans option.  —  Un- der one year. — Moins d'un an.	One year and over. — Un an et plus.		
M.	F.														
Grand totals by provinces.															
Prince Edward Island .....	{ 1917 1916	36 22	3 8	..... .....	33 14	28 14	2 .....	3 .....	2 .....	13 5	..... .....	..... .....			
Nova Scotia.....	{ 1917 1916	711 787	108 134	29 8	1 1	582 644	517 551	40 66	25 27	187 189	76 119	5 15			
New Brunswick.....	{ 1917 1916	383 366	41 65	9 4	1 1	332 296	301 255	18 21	13 20	60 72	41 35	2 5			
Quebec.....	{ 1917 1916	4,163 4,643	676 733	45 78	12 8	3,376 3,824	2,826 3,256	316 342	234 226	1,161 1,569	525 570	60 62			
Ontario.....	{ 1917 1916	8,576 9,807	1,460 1,735	<sup>183</sup> <sup>173</sup>	9 11	6,924 7,888	5,661 6,863	704 597	559 428	1,771 2,163	1,321 1,541	215 256			
Manitoba.....	{ 1917 1916	1,319 1,489	192 232	36 31	1 .....	1,090 1,226	868 1,031	99 102	123 93	233 321	176 226	63 60			
Saskatchewan.....	{ 1917 1916	1,420 2,305	330 538	23 35	2 3	1,065 2,729	1,001 1,671	39 37	25 21	486 796	305 533	44 89			
Alberta.....	{ 1917 1916	1,335 2,543	395 599	39 44	..... .....	901 1,900	777 1,657	65 104	59 139	441 850	188 511	23 133			
British Columbia.....	{ 1917 1916	1,548 1,956	293 314	20 22	1 1	1,234 1,619	1,099 1,489	85 67	50 63	498 818	240 270	42 45			
Yukon.....	{ 1917 1916	23 24	1 4	..... .....	..... .....	22 20	15 19	5 1	2 .....	6 8	5 6	3 1			
Canada .....	{ 1917 1916	19,454 23,942	3,493 4,362	<sup>375</sup> <sup>395</sup>	27 25	15,559 19,160	13,093 16,806	1,373 1,337	1,093 1,017	4,845 6,786	2,890 3,816	462 666			

\* Including 18 cases in which the jury disagreed and 32 cases of *Nolle prosequi* or stay of proceedings—Y compris 18 cas dans lesquels le jury ne s'est pas accordé et 32 cas de *Nolle prosequi*.

† Including 1 case of *Nolle prosequi*—Y compris un cas de *Nolle prosequi*.

## SESSIONAL PAPER No. 10c


Tableau II. Grands totaux pour 1916 et 1917.

Sentence.						Ages.										Civil Condition. — État civil.			
Penitentiary. — Pénitencier.			D'th.  De mort.	Com- mitted to Refor- ma- to- ries.  En- voyés à la prison de Réfor- me.	Other Senten- ces.  Autres sen- ten- ces.											Single  —  Céli- ba- taires.	Mar- ried.  —  Mari- és.	Wi- dowed  —  En veu- vage.	
Two years and un- der five. — Deux ans et m'ns de cinq.	Five years and over. — Cinq ans et plus.	Life.  —  A vie.				Under 16 years.	16 years and under 21.	21 years and under 40.	40 years and over.	Not given.									
						Moins de 16 ans.	16 ans et moins de 21.	21 ans et moins de 40.	40 ans et plus.	Non- donné.									
						M.	F.	M.	F.	M.	F.	M.	F.	M.	F.				M.
—	—	—	—	—	—	—	—	—	—	—	—	—	—	—	—	—			
H.	F.	H.	F.	H.	F.	H.	F.	H.	F.	H.	F.	H.	F.	H.	F.	H.			

## Grands totaux par provinces.

4	1	.....	1	2	11	11	1	4	.....	6	.....	2	.....	7	2	20	5	.....
3	.....	.....	.....	.....	5	3	..	5	.....	4	.....	.....	.....	2	..	8	4	.....
35	10	.....	2	49	218	145	10	49	5	174	22	55	2	112	8	336	129	8
46	4	.....	2	42	227	124	1	59	6	184	18	59	10	161	22	310	141	9
21	4	.....	.....	27	177	101	3	40	5	96	9	21	2	45	10	233	44	2
31	9	.....	.....	15	129	53	2	23	5	99	12	31	1	66	4	192	43	1
149	36	.....	2	155	1,288	678	31	337	37	800	636	205	70	499	83	2,144	627	30
184	49	.....	1	133	1,256	632	26	343	22	888	84	189	11	375	*	1,637	467	21
178	37	1	4	289	3,108	2045	55	959	108	1883	334	523	122	631	<sup>264</sup> 473	4,343	1,659	38
232	54	1	4	266	3,371	1815	50	688	105	2392	316	806	130	1113		4,208	1,924	58
31	24	.....	4	31	528	317	18	122	24	333	51	102	22	76	25	414	313	8
33	5	.....	2	85	494	295	17	107	18	422	42	124	20	157	24	692	369	11
24	12	.....	.....	.....	189	7	1	59	12	329	33	70	9	498	47	250	233	6
48	13	1	2	2	245	17	1	36	4	290	34	77	7	1182	81	269	198	6
43	13	..	1	1	191	7	..	85	8	288	35	74	3	350	51	296	189	6
111	24	3	4	4	260	4	1	91	14	530	74	139	12	893	<sup>142</sup> 142	458	376	21
50	7	.....	1	30	366	170	6	64	10	376	99	142	16	172	<sup>179</sup> 603	655	246	11
109	20	.....	4	21	332	112	4	46	3	381	102	125	14	329		592	236	15
5	1	.....	1	.....	1	.....	.....	.....	6	1	7	1	4	3		9	5	1
2	.....	.....	1	.....	2	.....	.....	.....	6	.....	2	1	7	4		7	3	.....
540	145	1	15	584	6,077	3481	<sup>126</sup> 102	1719	209	4291	1220	1201	247	2394	<sup>672</sup> †	8,700	3,450	110
799	178	5	21	568	6,321	3055		1398	177	5196	682	1552	206	4285		8,373	3,761	142

\*4,254 +2,507



---

---

## TABLE III

INDICTABLE OFFENCES BY PROVINCES SHOWING THE  
EDUCATIONAL STATUS, OCCUPATION, PLACE OF  
BIRTH, RELIGION, USE OF LIQUORS  
AND RESIDENCE OF THE  
CONVICTED.

---

## TABLEAU III

DÉLITS JUSTICIABLES D'UN JURY PAR PROVINCES MONTRANT  
LE DEGRÉ D'INSTRUCTION, L'OCCUPATION, LE LIEU  
DE NAISSANCE, LA RELIGION, L'USAGE DE  
BOISSONS ET LA RÉSIDENCE  
DES CONDAMNÉS.

---

---

8 GEORGE V, A. 1918

Table III.

Offences against the person.

Class I.

Provinces.	Educational Status. — Instruction.			Occupations.						Use of Liquors Usage de liqueurs.	
	Un-able to read or write.	Ele-men-tary.	Superior.	Agri-cultural.	Com-mercial.	Do-mestic.	Indus-trial.	Pro-fes-sional.	La-borers.	Mo-de-rate.	Im-mo-de-rate.
	—	—	—	—	—	—	—	—	—	—	—
	Inca-pable de lire ou d'écrire.	Élé-men-taire.	Supé-rieure.	Agri-cul-teurs.	Com-merçants.	Servi-teurs.	Indus-triels.	Pro-fes-sions libérales.	Jour-na-liers.	Mo-déré.	Im-mo-déré.

## Murder.

Nova Scotia.....	.....	2	.....	.....	.....	.....	.....	.....	.....	2	1
Quebec.....	.....	2	.....	.....	.....	.....	.....	.....	.....	2	1
Ontario.....	2	2	.....	2	.....	.....	.....	.....	2	2	2
Manitoba.....	.....	4	.....	3	.....	1	1	.....	.....	4	.....
Alberta.....	1	.....	.....	1	.....	.....	.....	.....	.....	1	.....
British Columbia.....	1	.....	.....	1	.....	.....	.....	.....	.....	.....	1
Yukon.....	.....	.....	1	.....	1	.....	.....	.....	.....	1	.....
Canada.....	4	10	1	7	1	1	1	.....	6	11	4

## Murder, attempt to commit.

Nova Scotia.....	.....	1	.....	1	.....	.....	.....	.....	.....	.....	1
Quebec.....	.....	1	.....	.....	.....	.....	.....	.....	1	.....	1
Ontario.....	3	.....	.....	.....	.....	.....	.....	.....	3	.....	3
Manitoba.....	.....	.....	1	.....	.....	.....	1	.....	.....	1	.....
Alberta.....	.....	1	.....	.....	.....	1	.....	.....	.....	.....	.....
British Columbia.....	.....	1	.....	1	.....	.....	.....	.....	.....	.....	1
Canada.....	3	4	1	2	.....	1	1	.....	4	1	6

## Manslaughter.

Nova Scotia.....	.....	3	.....	.....	.....	.....	.....	.....	3	2	.....
Quebec.....	1	5	.....	.....	1	3	.....	.....	2	.....	1
Ontario.....	1	8	1	4	2	1	1	.....	.....	6	2
Manitoba.....	.....	2	.....	1	.....	.....	.....	.....	1	2	.....
Saskatchewan.....	.....	2	.....	1	.....	1	.....	.....	.....	2	.....
Alberta.....	.....	1	.....	1	.....	.....	.....	.....	.....	1	.....
British Columbia.....	.....	.....	.....	.....	.....	.....	.....	.....	1	.....	1
Canada.....	2	21	1	7	3	5	1	.....	7	13	4

## Concealing birth of infants.

Saskatchewan.....	.....	1	.....	.....	.....	1	.....	.....	.....	.....	1
British Columbia.....	.....	1	.....	.....	.....	.....	.....	.....	.....	.....	.....
Canada.....	.....	2	.....	.....	.....	1	.....	.....	.....	.....	1

## Abortion and attempt to procure abortion.

Quebec.....	.....	1	.....	.....	.....	1	.....	.....	.....	.....	.....
Ontario.....	.....	.....	1	.....	1	.....	.....	.....	.....	1	.....
Saskatchewan.....	.....	1	1	1	.....	.....	.....	.....	.....	2	.....
Alberta.....	.....	2	.....	1	.....	.....	.....	.....	.....	.....	.....
British Columbia.....	.....	.....	1	.....	1	.....	.....	.....	.....	1	.....
Canada.....	.....	4	3	2	2	1	.....	.....	.....	4	.....



Table III.

## Offences against the person.

Class I.

Provinces.	Educational Status. — Instruction.			Occupations.						Use of liquors. — Usage de liqueurs.	
	Un-able to read or write.	Elementary.	Superior.	Agricultural.	Commercial.	Domestic.	Industrial.	Professional.	Labourers.	Moderate.	Immoderate.
	— Incapable de lire ou d'écrire.	— Elémentaire.	— Supérieure.	— Agriculteurs.	— Commerçants.	— Serveurs.	— Industriels.	— Professions libérales.	— Journaliers.	— Modéré.	— Immodéré.

## Rape.

Ontario.....	7			1	1		1	5	4	3
Saskatchewan.....	2			1				1	1	1
Alberta.....	1		1							
British Columbia.....	1				1					
Canada.....	11		1	1	2		1	6	5	4

## Rape, attempt to commit.

Nova Scotia.....	1	.....	.....	1	.....	.....	.....	.....	1	1	.....
Quebec.....	1	.....	.....	.....	.....	.....	.....	.....	1	.....	1
Ontario.....	1	1	1	1	.....	.....	.....	.....	1	2	.....
Saskatchewan.....	1	1	.....	1	.....	.....	.....	.....	1	1	1
Canada.....	2	3	1	3	.....	.....	.....	.....	3	4	2

## Carnal knowledge of girl of tender years.

Nova Scotia.....	1	.....	.....	1	.....	.....	.....	.....	1	.....	.....
New Brunswick.....	1	.....	.....	1	.....	.....	.....	.....	1	.....	.....
Ontario.....	13	.....	.....	1	.....	4	1	5	5	3	.....
Manitoba.....	1	.....	.....	.....	.....	.....	.....	.....	1	.....	.....
Saskatchewan.....	2	6	.....	6	1	1	.....	1	6	1	.....
Alberta.....	5	.....	.....	3	1	.....	.....	1	4	.....	.....
British Columbia.....	3	1	1	2	.....	.....	.....	1	1	1	.....
Canada.....	2	30	1	11	6	1	4	2	7	19	5

## Bigamy.

Nova Scotia.....	3	.....	.....	1	.....	.....	.....	1	3	.....	.....
New Brunswick.....	2	.....	.....	1	.....	.....	.....	.....	2	.....	.....
Quebec.....	2	.....	.....	1	.....	.....	.....	.....	1	.....	.....
Ontario.....	2	47	4	2	3	8	7	6	19	34	5
Manitoba.....	1	1	.....	.....	.....	.....	.....	1	.....	2	.....
Saskatchewan.....	2	2	1	.....	.....	.....	.....	.....	3	.....	.....
Alberta.....	1	.....	1	.....	.....	.....	.....	.....	1	.....	.....
Canada.....	2	58	7	5	5	8	7	7	21	45	5

## Adultery.

New Brunswick.....	3	.....	.....	.....	.....	.....	.....	1	2	.....	.....
--------------------	---	-------	-------	-------	-------	-------	-------	---	---	-------	-------

## Incest.

Nova Scotia.....	1	.....	.....	.....	1	.....	.....	1	1	.....	.....
Quebec.....	1	.....	.....	.....	.....	.....	.....	1	1	.....	.....
Ontario.....	3	.....	1	1	.....	.....	.....	1	3	.....	.....
Manitoba.....	1	.....	.....	.....	.....	.....	.....	1	.....	1	.....
Saskatchewan.....	1	1	1	.....	.....	.....	.....	1	2	.....	.....

## SESSIONAL PAPER No. 10c

Tableau III.															Outrages contre la personne.															Classe I.	
Birth Places. Lieux de naissance.															Religions.															Residence.	
British Isles. Iles Britanniques.			Canada.	Other British Possessions. Autr's possessions Britanniques.	United States Etats-Unis.	Other Foreign Countries. Autres pays étrangers.	Baptists. Baptistes.	R. Catholics. Catholiques.	Ch of Eng-land. Eglise d'Angleterre.	Metho-dists. Métho-distés.	Pres-byterians. Pres-bytériens.	Protes-tants	Other Deno-minations. Autr's confes-sions.	Cities and Towns—Villes.	Rural Districts—Districts ruraux.																
Eng-land and Wales Angle terre et Galles	Ire-land. Irlande.	Scot-land. Ecos-se.																													
Viol.																															
.....	.....	.....	6	.....	1	.....	.....	5	.....	.....	.....	1	.....	7	.....																
.....	.....	.....	1	.....	.....	1	.....	1	.....	.....	1	.....	.....	3	.....																
1	.....	.....	1	.....	.....	.....	.....	.....	1	.....	.....	.....	.....	1	.....																
1	.....	.....	6	.....	1	1	.....	6	1	1	1	1	.....	11	1																
Viol, tentative de.																															
.....	.....	.....	1	.....	.....	.....	1	.....	.....	.....	.....	.....	.....	.....	1																
.....	.....	.....	1	.....	.....	.....	.....	1	.....	.....	.....	.....	.....	.....	1																
.....	.....	.....	2	.....	.....	.....	.....	.....	2	.....	.....	.....	.....	1	1																
.....	.....	.....	.....	.....	1	1	1	1	.....	.....	.....	.....	.....	.....	2																
.....	.....	.....	4	.....	1	1	2	2	2	.....	.....	.....	.....	1	5																
Commerce charnel avec une fille en bas age.																															
.....	.....	.....	1	.....	.....	.....	.....	.....	.....	.....	.....	1	.....	1	.....																
.....	.....	.....	1	.....	.....	.....	.....	9	1	1	1	1	.....	11	1																
1	.....	.....	.....	.....	.....	.....	.....	.....	1	.....	.....	.....	.....	1	.....																
.....	.....	.....	.....	.....	.....	6	.....	4	.....	.....	2	1	.....	3	6																
1	.....	.....	1	.....	2	.....	.....	1	1	.....	.....	1	.....	2	3																
.....	.....	.....	1	.....	.....	2	.....	.....	.....	1	1	.....	1	4	1																
2	1	4	13	1	2	8	.....	14	3	3	4	4	2	22	13																
Bigamie.																															
.....	.....	.....	1	2	.....	.....	.....	1	1	1	.....	.....	.....	3	.....																
.....	.....	.....	1	.....	.....	.....	1	.....	.....	1	.....	.....	.....	.....	2																
8	1	.....	35	.....	5	4	4	8	11	15	5	7	1	52	5																
.....	.....	.....	1	.....	.....	.....	.....	.....	2	.....	.....	.....	.....	2	.....																
2	.....	.....	1	.....	1	.....	.....	.....	1	.....	1	2	.....	1	3																
.....	.....	.....	.....	.....	.....	.....	.....	.....	.....	.....	1	.....	.....	.....	1																
11	1	1	40	2	6	5	5	11	15	17	6	10	1	61	11																
Adultère.																															
.....	.....	.....	3	.....	.....	.....	.....	3	.....	.....	.....	.....	.....	2	1																
Inceste.																															
.....	.....	.....	.....	.....	.....	.....	.....	2	.....	.....	1	.....	.....	2	1																
.....	.....	.....	2	.....	.....	.....	.....	.....	2	.....	.....	.....	.....	1	.....																
.....	.....	.....	3	.....	.....	.....	.....	.....	.....	1	.....	.....	.....	.....	2																
1	.....	.....	.....	.....	.....	.....	.....	.....	1	.....	.....	.....	.....	1	.....																
1	.....	.....	.....	.....	1	.....	.....	1	1	.....	.....	.....	.....	1	1																

Table III.

## Offences against the person.

## Class I.

Provinces.	Educational Status. — Instruction.			Occupation.						Use of Liquors. — Usage de liqueurs.	
	Un-able to read or write.	Ele-men-tary	Super-ior.	Agri-cultural.	Com-mer-cial.	Do-mestic	In-dus-trial.	Pro-fes-sional	La-borers	Mo-de-rate	Im-mo-de-rate
	— Inca-pable de lire ou d'écrire.	— Elé-men-taire.	— Supé-rieure	— Agri-cul-teurs.	— Com-mer-cants.	— Servi-teurs.	— In-dus-triels.	— Pro-fes-sions libé-rales.	— Jour-na-liers.	— Mo-déré	— Im-mo-déré

## Incest—Concluded.

Alberta.....	.....	3	.....	2	.....	.....	.....	.....	.....	2	...
Canada.....	.....	10	1	4	1	.....	1	2	2	9	1

## Seduction.

Ontario.....	.....	12	4	8	3	..	1	.....	4	15	...
Manitoba.....	1	.....	.....	1	.....	.....	.....	.....	.....	1	.....
Saskatchewan.....	.....	5	.....	3	1	.....	.....	1	1	5	1
Alberta.....	.....	2	.....	.....	.....	1	1	.....	.....	2	.....
British Columbia.....	.....	2	1	.....	.....	1	1	.....	1	2	.....
Canada.....	1	21	5	12	4	2	3	1	6	25	1

## Indecent assault.

Nova Scotia.....	1	4	.....	.....	1	.....	.....	2	1	1	2
New Brunswick.....	.....	2	.....	.....	.....	.....	.....	.....	2	.....	.....
Quebec.....	2	13	1	5	3	.....	4	.....	4	7	3
Ontario.....	2	48	1	5	5	.....	8	.....	27	34	5
Manitoba.....	2	3	.....	2	.....	.....	1	.....	.....	3	.....
Saskatchewan.....	1	7	.....	5	2	.....	.....	.....	1	5	2
Alberta.....	1	5	.....	2	1	1	1	.....	1	4	2
British Columbia.....	1	9	1	.....	3	1	1	1	6	3	2
Canada.....	10	91	3	19	15	2	15	3	42	57	16

## Assault on females.

Quebec.....	.....	3	.....	.....	.....	.....	.....	.....	2	1	2
Ontario.....	.....	17	.....	4	1	.....	.....	1	12	12	4
Saskatchewan.....	1	1	.....	2	.....	.....	.....	.....	.....	1	.....
Canada.....	1	21	.....	6	1	.....	.....	1	14	14	6

## Desertion and cruelty to children.

New Brunswick.....	.....	1	.....	.....	.....	.....	.....	.....	.....	.....	.....
Quebec.....	.....	3	.....	.....	.....	1	.....	.....	1	.....	.....
Ontario.....	.....	5	.....	.....	1	2	.....	.....	.....	2	.....
Manitoba.....	.....	.....	1	.....	.....	.....	.....	1	.....	.....	.....
Canada.....	.....	9	1	..	1	3	.....	1	1	2	.....

## Abduction.

Quebec.....	.....	4	.....	1	.....	1	1	.....	.....	2	.....
Ontario.....	.....	7	.....	.....	2	.....	1	2	1	6	1
Manitoba.....	.....	3	.....	3	.....	.....	.....	.....	1	3	.....
Saskatchewan.....	.....	3	.....	1	.....	1	.....	1	.....	3	.....
British Columbia.....	.....	1	.....	.....	1	.....	.....	.....	.....	.....	.....
Canada.....	.....	18	.....	5	3	2	2	3	2	14	1



Table III.

## Offences against the person.

## Class I.

Provinces.	Educational Status. — Instruction.			Occupations.						Use of Liquors. — Usage de liqueurs.	
	Un-able to read or write.	Elementary.	Superior.	Agricultural.	Commercial.	Domestic.	Industrial.	Professional.	Laborers.	Moderate.	Immoderate.
	Incapable de lire ou d'écrire.	Élémen-taire.	Supé-rieure.	Agri-cul-teurs.	Com-mer-cants.	Servi-teurs.	In dus-triels.	Pro-fes-sions libé-rales.	Jour-na-liers.	Mo-déré.	Im-mo-déré.
Libel.											
Ontario .....	.....	4	.....	.....	1	.....	.....	.....	3	4	.....
Manitoba.....	.....	2	.....	.....	1	.....	.....	.....	1	2	.....
Canada.....	.....	6	.....	.....	2	.....	.....	.....	4	6	.....
Shooting, stabbing and wounding.											
Prince Edward Island.....	.....	1	.....	1	1	.....	.....	.....	.....	1	.....
Nova Scotia.....	.....	1	.....	.....	.....	.....	1	.....	.....	.....	1
New Brunswick.....	.....	3	.....	.....	1	.....	.....	1	1	3	.....
Quebec.....	3	20	.....	.....	5	1	3	.....	14	3	1
Ontario.....	13	56	2	7	6	2	5	1	43	37	19
Manitoba.....	1	5	.....	5	.....	.....	.....	.....	.....	4	2
Saskatchewan.....	1	2	.....	.....	.....	.....	.....	.....	5	.....	2
Alberta.....	1	3	.....	4	.....	.....	.....	.....	.....	1	.....
British Columbia.....	3	6	.....	.....	3	.....	2	.....	3	1	4
Yukon.....	1	.....	.....	.....	1	.....	.....	.....	.....	1	.....
Canada.....	23	97	2	17	17	3	11	2	66	51	29
Aggravated assault and inflicting bodily harm.											
Nova Scotia.....	5	21	1	4	7	1	3	.....	9	14	2
New Brunswick.....	.....	1	.....	.....	.....	.....	.....	.....	1	1	.....
Quebec.....	5	51	.....	6	6	2	6	2	24	20	21
Ontario.....	20	179	2	28	13	7	15	7	115	117	50
Manitoba.....	4	15	.....	2	5	1	2	.....	9	14	4
Saskatchewan.....	1	10	1	7	1	2	1	.....	1	11	.....
Alberta.....	.....	9	.....	2	2	2	2	.....	1	9	.....
British Columbia.....	7	33	.....	4	6	7	1	.....	23	11	5
Yukon.....	.....	1	.....	.....	.....	.....	.....	.....	.....	1	.....
Canada.....	42	320	4	53	40	22	30	9	183	198	82
Assaulting and obstructing police officer.											
Nova Scotia.....	3	26	.....	1	6	4	6	5	7	14	4
New Brunswick.....	1	22	.....	.....	3	.....	1	1	18	22	1
Quebec.....	9	58	.....	.....	11	5	4	.....	35	10	55
Ontario.....	3	36	.....	3	2	2	4	2	24	21	13
Manitoba.....	.....	10	1	.....	5	.....	1	2	3	9	2
Saskatchewan.....	.....	2	.....	1	.....	1	.....	.....	.....	.....	2
Alberta.....	.....	4	.....	.....	.....	1	1	.....	2	3	1
British Columbia.....	.....	4	.....	.....	.....	2	1	.....	1	4	.....
Canada.....	16	162	1	5	27	14	18	11	90	83	78
Assault and battery.											
Nova Scotia.....	6	58	3	15	17	5	13	2	13	23	3
New Brunswick.....	1	6	.....	4	1	.....	.....	.....	3	3	3
Quebec.....	8	108	.....	1	22	6	23	2	58	49	25

SESSIONAL PAPER No. 10c

Tableau III.

Outrages contre la personne.

Classe I.

Birth Places. — Lieux de naissance.						Religions.							Residence.		
British Isles. — Iles Britanniques.			Ca- nada.	Other Brit- ish Pos- ses- sions.	Unit- ed States	Other Fo- reign Coun- tries.	Bap- tists.	R. Ca- tho- lics.	Ch. of Eng- land.	Me- tho- dists	Pres- bye- rians.	Pro- tes- tants	Other Deno- mina- tions.	Cities and Towns—Villes.	Rural Districts—Districts ruraux.
Eng- land and Wales	Ire- land.	Scot- land.		— Autr's posses- sions	— Etats- Unis.	— Autr- es pays étran- gers.	— Bap- tistes.	— Ca- tholi- ques.	— Eglise d'An- gle- terre.	— Mé- tho- dis- tes.	— Pres- byté- riens.	— Autr's con- fes- sions.			
Angle terre et Galles	Ir- lande.	Ecos- se.		Brit- anniques											

Libelle.

1	...	...	3	...	...	...	...	1	2	...	...	...	1	4	...
...	...	...	1	...	...	1	...	...	...	...	1	...	1	2	...
1	...	...	4	...	...	1	...	1	2	...	1	...	2	6	...

Usage d'armes avec intention criminelle.

...	...	...	2	...	...	...	...	1	...	...	1	1	...	1	2
...	...	...	1	...	...	...	...	1	...	...	...	...	...	2	1
...	...	...	1	1	...	1	...	1	1	1	...	...	...	2	1
...	...	...	11	...	...	12	...	15	...	...	1	...	...	26	1
3	1	2	21	...	2	44	...	29	9	4	4	10	16	63	10
...	...	...	1	...	...	5	...	...	...	...	1	...	5	1	5
...	...	...	...	...	...	5	...	5	...	...	...	...	...	6	...
...	...	...	1	...	3	...	3	...	...	...	...	1	...	...	4
...	...	...	1	2	1	6	1	3	...	...	...	...	2	7	3
...	...	...	1	...	...	...	...	1	...	...	...	...	...	1	...
3	1	2	40	3	6	73	4	55	10	5	6	13	27	107	26

Voies de fait et lésions corporelles.

...	...	1	18	4	...	4	5	9	2	1	2	1	3	18	9
...	...	...	...	...	...	1	...	1	...	...	...	...	...	1	...
...	2	...	44	...	...	9	...	42	...	...	...	10	3	46	13
12	4	2	83	...	10	90	3	77	23	24	17	13	43	168	34
...	2	...	2	...	...	16	...	6	...	...	2	...	12	20	3
...	...	1	2	...	2	7	...	5	2	1	1	...	3	6	7
...	...	1	2	...	3	3	...	1	...	1	...	5	2	8	2
3	2	1	6	1	7	20	1	6	1	2	...	...	4	41	4
...	...	...	...	...	1	...	...	...	...	...	...	...	...	1	...
15	10	6	157	5	23	150	9	147	27	29	22	29	70	309	72

Voies de fait et faisant obstacle à un officier de la paix.

3	1	1	19	4	...	1	5	11	6	...	4	1	1	23	6
...	1	...	17	1	...	4	1	14	1	2	4	...	...	22	1
3	9	...	44	...	1	8	...	49	...	...	...	12	...	68	...
2	1	...	20	...	1	15	2	18	4	3	3	1	8	39	1
...	1	1	6	...	...	4	...	2	...	1	4	1	4	12	...
1	...	1	...	...	...	...	...	...	1	...	1	...	...	1	1
1	...	...	1	...	...	2	...	1	...	...	1	1	1	4	...
...	...	...	...	...	2	2	1	...	...	...	...	1	...	5	...
10	13	3	107	5	4	36	9	95	12	6	17	17	14	174	9

Aggression avec voies de fait.

2	...	...	63	1	1	3	16	17	1	3	7	8	...	40	30
...	...	...	6	...	1	1	1	3	2	...	...	1	...	3	5
2	...	...	94	...	4	18	11	83	...	1	...	12	6	136	11

Table III.

## Offences against the person.

Class I.

Provinces.	Educational Status.			Occupations.							Use of liquors.	
	Instruction.										Usage de liqueurs.	
	Un-able to read or write.	Ele-men-tary.	Superior.	Agri-cultural.	Com-mer-cial.	Do-mestic.	In-dus-trial.	Pro-fes-sional.	La-borers.	Mo-dé- ré	Im-mo-dé- ré	
	Inca-pable de lire ou d'écrire.	Elé-men-taire.	Supé-rieure.	Agri-cul-teurs.	Com-mer-cants.	Servi-teurs.	In-dus-triels.	Pro-fes-sions libérales.	Jour-na-liers.	Mo-déré	Im-mo-déré	

Assault and battery—*Concluded.*

Ontario. ....	29	319	10	69	38	16	44	10	158	230	61
Manitoba. ....	26	71	1	55	9	5	3	3	22	71	2
Saskatchewan. ....	5	38		12	7	3	4		20	26	6
Alberta. ....	3	29	1	10	6		2	6	10	28	2
British Columbia. ....	6	58	2	13	8	7	10		17	31	6
Canada. ....	84	687	17	179	108	42	99	23	301	461	105

## Endangering railway passengers.

Nova Scotia. ....		15				1			4	3	
New Brunswick. ....		1									
Quebec. ....	1	2									
Ontario. ....		9		1				1	2	4	
Manitoba. ....		6							2	2	
Canada. ....	1	33		1		1		1	8	9	

## Refusing or neglecting to support family.

Nova Scotia. ....		2							2	1	
Quebec. ....	4	14			1	3	7		8	6	5
Ontario. ....	2	56		8	3	1	1	1	35	32	9
Manitoba. ....		5		1			1		3	4	1
Saskatchewan. ....		1			1						1
Alberta. ....		2		1			1			1	1
British Columbia. ....		2		2						1	
Canada. ....	6	82		12	5	4	19	1	48	45	17

## Procuration.

Quebec. ....	1	7			3	1			3	6	1
Ontario. ....	1	8			2	2	1		2	7	2
Manitoba. ....		1					1			1	
Saskatchewan. ....	1								1	1	
Alberta. ....		4	1	1	1	2			1	5	
British Columbia. ....	1	2	1			2				2	
Canada. ....	4	22	2	1	6	7	2		7	22	3

## Other offences against the person.

Nova Scotia. ....		1				1					
Quebec. ....		7		2			4		1	1	
Ontario. ....	1	13		2	2		3	1	4	9	3
Saskatchewan. ....	1	2								2	
Alberta. ....		4		2		1			1	3	
Canada. ....	2	27		6	2	2	7	1	6	15	3

## SESSIONAL PAPER No. 10c

Tableau III.

## Outrages contre le personne.

Classe I.

Birth Places. — Lieux de naissance.							Religions.							Residence.	
British Isles. — Iles Britanniques.			Canada.	Other British Pos- ses- ions.	United States	Other Fo- reign Coun- tries.	Bap- tists.	R. Ca- tho- lics.	Ch. of Eng- land.	Me- tho- dists	Pres- by- terians.	Pro- tes- tants	Other Deno- mina- tions.	Cities and Towns—Villes.	Rural Districts—Districts rur ux.
Eng- land and Wales — Angle terre et Galles	Ire- land. — Ir- lande.	Scot- land — Ecos- se.		Autr's posses- sions Bri- tanni- ques.	Etats Unis.	Autr's pays étran- gers.	Bap- tistes.	Ca- tho- liques.	Eglise d'An- gle- terre.	Mé- tho- dis- tes.	Pres- byté- riens.	—	Autr's con- fes- sions.	—	—

## Aggression avec voies de fait—Fin.

19	6	4	201	....	15	125	11	139	31	62	29	43	44	293	85
2	2	1	23	....	2	74	....	24	4	3	5	17	45	55	59
5	1	2	6	....	5	25	1	18	3	....	1	8	13	33	14
5	1	....	4	4	1	22	4	16	1	2	....	11	2	46	10
3	1	4	29	....	5	27	4	21	3	4	4	15	2	61	10
36	11	11	426	5	34	295	45	321	45	75	46	115	112	667	224

## Exposant au péril les passagers sur les chemins de fer

....	....	....	15	....	....	....	8	4	2	1	....	....	....	13	2
....	....	....	1	....	....	....	1	....	....	....	....	....	....	....	1
....	....	....	3	....	....	....	3	....	....	....	....	....	....	3	....
....	....	....	1	....	....	1	2	1	2	1	....	....	2	8	3
....	....	....	3	....	....	5	....	....	....	....	....	....	1	1	5
....	....	....	23	....	....	6	2	20	5	4	2	....	3	25	11

## Refus ou négligence de pourvoir aux besoins de la famille.

....	....	....	3	....	....	....	....	1	....	....	....	1	....	3	....
....	1	....	16	....	....	1	....	12	....	....	....	5	....	1	....
5	4	....	40	....	2	7	1	11	13	13	5	8	1	20	1
....	....	....	1	....	....	4	....	2	1	....	....	....	2	48	10
....	....	....	....	....	....	1	....	....	....	....	....	....	1	5	1
....	....	....	....	....	....	....	....	....	....	....	....	....	1	1	....
1	....	....	1	....	....	....	....	....	....	....	....	2	....	2	1
2	....	....	....	....	1	....	....	....	2	....	....	....	....	2	1
8	5	....	61	....	3	13	1	25	17	13	5	16	6	80	14

## Embauchage immoral.

....	....	....	5	....	3	....	....	8	....	....	....	....	....	9	....
....	....	....	7	....	1	....	....	5	....	2	1	1	....	8	1
....	....	....	....	....	....	1	....	1	....	....	....	....	....	1	....
....	....	....	....	....	....	1	....	1	....	....	....	....	....	1	....
....	....	....	....	....	3	2	2	1	....	....	1	1	....	5	....
....	....	....	....	....	1	3	....	....	....	....	....	....	....	4	....
....	....	....	12	....	8	8	2	16	....	2	2	2	....	28	1

## Divers autres outrages contre la personne.

....	....	....	1	....	....	....	....	....	1	....	....	....	....	1	....
....	....	....	3	....	....	4	....	3	....	....	....	....	4	5	3
1	....	....	1	....	....	3	....	7	....	1	1	3	....	8	5
....	....	....	....	....	....	3	....	1	....	....	1	1	....	2	1
....	....	....	1	....	1	2	....	2	....	....	1	1	....	3	1
1	....	....	15	....	1	12	....	13	....	2	2	5	4	19	10

8 GEORGE V, A. 1918

Table III.

## Offences against property with violence.

Class II.

Provinces.	Educational Status. — Instruction.			Occupations.						Use of liquors, — Usage de liqueurs.	
	Un-able to read or write.	Ele-men-tary.	Superior.	Agri-cultural.	Com-mer-cial.	Do-mestic.	Indus-trial.	Pro-fes-sional.	La-borers.	Mo-de-rate.	Im-mo-de-rate.
	Inca-pable de lire ou d'écrire.	Élé-men-taire.	Supé-rieure.	Agri-culteurs.	Com-merçants.	Servi-teurs.	Indus-triels.	Pro-fes-sions libérales.	Jour-naliers.	Mo-deré.	Im-moderé.

## Burglary, house and shopbreaking.

Prince Edward Island.....	5	33	...	6	5	...	3	2	2	...	...
Nova Scotia.....	1	23	...	1	1	1	...	7	4	11	6
New Brunswick.....	19	212	...	2	14	20	53	6	70	17	4
Ontario.....	5	553	2	8	10	9	19	5	189	123	17
Manitoba.....	5	131	3	14	13	6	19	7	6	67	4
Saskatchewan.....	3	15	...	3	2	...	1	1	12	15	...
Alberta.....	2	22	...	4	3	2	5	...	8	18	4
British Columbia.....	2	69	...	3	3	8	7	...	11	50	5
Yukon.....	...	1	2	1	...	2	...	...	...	3	...
Canada.....	42	1069	7	42	51	48	107	21	309	310	43

## Robbery and demanding with menaces.

Nova Scotia.....	...	4	...	...	1	...	...	1	2	1	3
Quebec.....	1	9	...	...	...	1	1	...	7	1	1
Ontario.....	4	29	...	1	2	2	8	...	18	20	6
Manitoba.....	...	14	...	...	2	3	2	5	1	13	1
Saskatchewan.....	1	3	...	...	...	...	2	...	2	4	...
Alberta.....	1	7	...	2	...	...	3	...	3	7	1
British Columbia.....	...	8	...	1	...	...	3	...	3	...	5
Canada.....	7	74	...	4	5	6	19	6	36	46	17

## Robbery, highway.

Quebec.....	...	1	...	...	...	...	...	...	...	...	...
Ontario.....	...	6	...	...	...	...	...	...	3	...	...
Manitoba.....	2	...	...	...	...	...	...	...	2	...	...
Canada.....	2	7	...	...	...	...	...	...	5	...	...

## Robbery, assault and

British Columbia.....	...	1	...	...	...	...	...	...	1	...	1
-----------------------	-----	---	-----	-----	-----	-----	-----	-----	---	-----	---

## Warehouse and freight car breaking.

New Brunswick.....	...	11	...	...	4	...	2	...	1	1	...
Ontario.....	...	39	...	1	...	...	1	...	3	7	1
Manitoba.....	2	2	...	...	...	...	...	1	...	1	...
British Columbia.....	...	...	...	...	...	...	...	...	...	...	...
Canada.....	2	52	...	1	4	...	3	1	4	9	1

## SESSIONAL PAPER No. 106

Tableau III.

Délits avec violence contre la propriété.

Classe II.

Birth Places. — Lieux de naissance.							Religions.							Résidence.	
British Isles. — Iles Britanniques.			Canada.	Other Brit- ish Pos- ses- sions.	United States	Other Fo- reign Coun- tries.	Bap- tists.	R. Ca- tho- lics.	Ch. of Eng- land.	Me- tho- dists	Pres- byte- rians.	Pro- tes- tants	Other Deno- mina- tions.	Cities and Towns—Villes.	Rural Districts—Districts ruraux.
Eng- land and Wales	Ire- land.	Scot- land.		Autr's posses- sions	—	—	—	—	—	—	—	—	—		
Angle terre et Galles	Ir- lande.	Ecos- se.		Autr's posses- sions Bri- tanni- ques.	Etats- Unis.	Autr- es pays étran- gers.	Bap- tistes.	Ca- tholi- ques.	Eglise d'An- gle- terre.	Mé- tho- dis- tes.	Pres- byté- riens.	—	Autr's con- fes- sions.		
Vol avec effraction, bris de maisons et de magasins.															
.....	.....	.....	5	.....	.....	.....	.....	3	.....	2	.....	.....	.....	3	.....
.....	.....	.....	33	2	3	.....	8	14	7	2	3	2	.....	32	7
.....	.....	1	23	.....	.....	5	2	14	1	.....	2	4	4	24	5
10	1	1	198	.....	8	9	.....	189	5	1	5	21	10	228	12
24	7	2	296	5	19	23	26	145	145	77	73	61	21	536	35
11	2	4	78	1	7	38	4	32	15	21	22	16	31	127	14
.....	1	3	3	.....	4	10	1	5	.....	.....	.....	10	5	18	4
3	2	1	5	1	8	4	.....	6	.....	3	2	12	.....	19	7
11	4	7	29	2	5	8	3	12	14	9	9	6	2	63	8
.....	.....	.....	.....	.....	.....	3	.....	1	.....	.....	.....	.....	2	2	1
59	17	19	670	11	54	100	44	421	187	115	116	132	75	1052	93
Vol et demandes avec menaces.															
.....	.....	.....	4	.....	.....	.....	1	1	.....	.....	2	.....	.....	3	1
.....	.....	.....	8	.....	.....	2	.....	10	.....	.....	.....	.....	.....	10	.....
1	.....	.....	15	.....	4	12	3	19	3	4	2	.....	1	31	1
.....	.....	.....	6	.....	2	6	.....	4	.....	.....	1	7	2	14	.....
.....	.....	1	2	.....	.....	1	.....	1	.....	.....	.....	3	.....	4	.....
1	.....	1	.....	.....	4	2	.....	3	1	2	.....	2	.....	5	3
2	.....	1	3	.....	2	.....	.....	.....	2	.....	2	1	.....	7	1
4	.....	3	38	.....	12	23	4	38	6	6	7	13	3	74	6
Vol de grand chemin.															
1	.....	2	1	.....	.....	.....	.....	2	1	.....	2	1	.....	1	.....
.....	.....	.....	3	.....	.....	.....	.....	.....	.....	.....	.....	.....	.....	6	.....
.....	.....	.....	2	.....	.....	.....	.....	.....	2	.....	.....	.....	.....	.....	2
1	.....	2	6	.....	.....	.....	.....	2	3	.....	2	2	.....	7	2
Vol avec voies de fait.															
.....	.....	.....	.....	1	.....	.....	.....	.....	1	.....	.....	.....	.....	1	.....
Bris d'entrepôts et de wagons de fret.															
.....	.....	.....	11	.....	2	.....	1	2	.....	.....	2	.....	.....	11	.....
1	1	.....	17	.....	.....	1	.....	15	15	4	3	2	.....	39	.....
.....	.....	.....	1	.....	.....	3	.....	3	.....	.....	1	.....	.....	4	.....
.....	.....	.....	.....	.....	.....	.....	.....	.....	.....	.....	.....	.....	.....	1	.....
1	1	.....	29	.....	2	4	1	20	15	4	6	2	.....	55	.....

Table III.

## Offences against property without violence.

Class III.

Province.	Educational Status. — Instruction.			Occupations.							Use of liquors. — Usage de liqueurs.	
	Un-able to read or write.	Elementary.	Superior.	Agricultural.	Commercial.	Domestic.	Industrial.	Professional.	Labourers.	Mod-erate	Im-mo-derate	
	—	—	—	—	—	—	—	—	—	—	—	—
	Incapable de lire ou d'écrire.	Élé-mentaire.	Supé-rieure	Agri-cul-teurs.	Com-merçants.	Servi-teurs.	Indus-triels.	Pro-fes-sions libérales.	Jour-naliers.	Mo-déré	Im-mo-déré	

## Bringing stolen goods into Canada.

Ontario.....	2	.....	.....	.....	.....	.....	.....	.....	.....	2	.....
Alberta.....	1	.....	.....	.....	.....	.....	.....	.....	1	1	.....
Canada.....	3	.....	.....	.....	.....	.....	.....	.....	1	3	.....

## Embezzlement.

Ontario.....	1	.....	1	.....	.....	.....	.....	.....	1	.....
--------------	---	-------	---	-------	-------	-------	-------	-------	---	-------

## False pretences.

Nova Scotia..	4			2				1	3
New Brunswick..	1			1					1
Quebec	3	62	1	40	3	6	1	11	25
Ontario..	6	130	20	11	60	5	17	4	48
Manitoba..	1	4	2		2		3	2	7
Saskatchewan..		17		5	6	3	3	2	1
Alberta..	2	24	7	2	21	1	1	3	3
British Columbia..		15	6	4	4	3	2	6	
Yukon ..			2					1	2
Canada...	12	257	37	23	136	15	32	18	65
									188
									24

## Feloniously receiving and in possession of stolen goods.

Nova Scotia.....	6	.....	1	2	.....	.....	.....	.....	.....	.....	.....
Quebec.....	3	27	.....	4	13	.....	6	.....	5	9	3
Ontario.....	2	96	.....	1	14	5	9	1	20	55	4
Manitoba.....	.....	11	1	1	.....	1	1	1	2	6	.....
Saskatchewan.....	1	4	.....	3	1	.....	1	1	2	4	.....
Alberta.....	2	16	.....	3	3	.....	5	.....	6	16	1
British Columbia.....	2	15	.....	.....	3	3	1	1	6	6	3
Canada.....	10	175	1	13	36	9	23	4	41	96	11

## Fraud and conspiracy to defraud.

Prince Edward Island.....	1	.....	.....	.....	.....	.....	.....	1	.....	1	.....
Nova Scotia.....	1	.....	.....	1	.....	.....	.....	.....	1	.....	.....
Quebec.....	8	11	.....	1	11	.....	1	.....	4	7	.....
Ontario.....	2	121	11	3	17	6	11	2	85	101	5
Manitoba.....	.....	24	5	2	23	1	.....	1	.....	27	.....
Saskatchewan.....	.....	7	1	2	1	3	.....	1	1	8	.....
Alberta.....	.....	7	4	1	10	.....	1	.....	.....	10	.....
British Columbia.....	.....	11	11	.....	12	1	4	2	4	21	.....
Canada.....	10	183	32	9	75	11	17	6	95	175	6

## SESSIONAL PAPER No. 10c

Tableau III.														Délits sans violence contre la propriété.														Classe III.	
Birth Places. — Lieux de naissance.														Religions.														Residence.	
British Isles. — Iles Britanniques.			Canada.	Other British Possessions. — Autr's possessions Britanniques	United States — Etats-Unis.	Other Foreign Countries. — Autres pays étrangers.	Baptists. — Baptistes.	R. Catholics. — Catholiques.	Ch. of Eng-land. — Eglise d'Angle-terre.	Metho-dists. — Métho-distes.	Pres-byterians. — Pres-bytériens.	Protes-tants — Autr's confes-sions.	Other Deno-minations. — Autr's confes-sions.	Cities and Towns—Villes.	Rural Districts — Districts ruraux.														
Eng-land and Wales — Angle terre et Galles	Ir-land. — Ir-lande.	Scot-land. — Ecos-se.																											
Effets volés apportés au Canada.																													
.....	.....	.....	.....	.....	.....	2	.....	2	.....	.....	.....	.....	.....	2	.....														
.....	.....	.....	.....	.....	.....	1	.....	1	.....	.....	.....	.....	.....	1	.....														
.....	.....	.....	.....	.....	.....	3	.....	3	.....	.....	.....	.....	.....	3	.....														
Détournement.																													
.....	.....	.....	1	.....	.....	.....	.....	.....	.....	1	.....	.....	.....	1	.....														
Faux prétextes.																													
.....	.....	.....	3	.....	.....	1	.....	1	.....	1	.....	1	.....	3	1														
.....	.....	.....	59	.....	2	1	.....	59	2	.....	2	.....	66	4	.....														
6	6	1	94	3	18	20	4	55	21	23	19	15	12	128	32														
.....	.....	.....	5	.....	1	1	.....	.....	.....	.....	5	.....	2	7	.....														
.....	.....	.....	6	.....	7	6	.....	4	2	2	2	5	4	14	8														
3	.....	5	15	.....	5	5	1	4	.....	.....	1	24	2	32	2														
5	.....	2	5	.....	3	6	.....	3	1	1	2	2	2	14	7														
.....	.....	.....	.....	.....	2	.....	.....	.....	.....	.....	.....	.....	.....	2	.....														
14	6	9	187	3	39	40	5	126	28	27	31	48	22	267	54														
Recel et en possession d'effets volés.																													
.....	.....	.....	5	.....	.....	2	.....	2	.....	1	.....	.....	1	5	1														
.....	.....	.....	23	.....	2	3	.....	26	.....	.....	.....	.....	2	25	8														
4	.....	1	32	.....	4	31	3	26	14	8	11	6	24	97	6														
2	.....	.....	5	.....	7	.....	.....	4	3	.....	3	1	2	12	2														
.....	.....	.....	2	.....	1	5	.....	1	.....	2	1	1	1	7	3														
1	.....	1	1	.....	1	14	.....	8	.....	.....	.....	7	3	16	3														
1	1	.....	5	1	1	8	2	8	.....	.....	1	.....	.....	16	1														
8	1	2	73	1	9	68	7	75	17	11	16	15	33	178	24														
Fraude et conspiration de fraude.																													
.....	.....	.....	1	.....	.....	.....	.....	.....	.....	1	.....	.....	.....	1	.....														
.....	.....	.....	1	.....	.....	.....	.....	.....	.....	.....	1	.....	.....	1	.....														
.....	.....	.....	9	.....	.....	8	.....	13	.....	.....	.....	1	.....	5	.....														
13	5	1	70	2	16	25	4	21	41	12	25	10	15	124	10														
1	.....	.....	15	.....	3	7	3	2	3	3	11	4	3	26	3														
4	.....	1	1	.....	2	3	1	2	.....	2	.....	1	1	5	3														
.....	.....	.....	5	.....	5	1	.....	3	1	.....	1	5	.....	7	6														
4	.....	.....	9	.....	3	5	.....	3	3	5	.....	3	1	33	2														
22	5	2	111	2	29	49	8	44	48	23	38	24	25	211	29														

Table III.		Offences against property without violence.								Class III.	
Provinces.	Educational Status. — Instruction.			Occupations.						Use of liquors. — Usage de liqueurs.	
	Un- able to read or write.	Ele- men- tary.	Super- ior.	Agri- cul- tural.	Com- mer- cial.	Do- mestic.	Indus- trial.	Pro- fes- sional.	La- borers.	Mo- de- rate	Im- mo- de- rate
	—	—	—	—	—	—	—	—	—	—	—
	Inca- pable de lire ou d'é- crire.	Elé- men- taire.	Supé- rieure	Agri- cul- teurs.	Com- mer- çants.	Servi- teurs.	Indus- triels.	Pro- fes- sions libé- rales.	Jour- na- liers.	Mo- déré	Im- mo- déré

## Horse, cattle and sheep stealing.

Prince Edward Island.....		1									
Nova Scotia.....		1		1						1	
New Brunswick.....											
Quebec.....	2	4		1	1				2	2	2
Ontario.....		18		8	1		1	1	6	14	1
Manitoba.....		2		2					1	1	
Saskatchewan.....	2	15		9	2		3		3	15	2
Alberta.....	4	7		10					1	6	
British Columbia.....		3		3							1
Canada.....	8	51		34	4		4	1	13	39	6

## Theft.

Prince Edward Island.....		14			1		1		3	4	2
Nova Scotia.....	15	151	2	12	18	15	4	13	33	66	14
New Brunswick.....	33	149		1	23	12	4	1	47	137	10
Quebec.....	152	1,066	3	36	120	122	164	4	381	211	53
Ontario.....	90	3,180	25	102	194	182	143	72	996	1,217	149
Manitoba.....	38	409	36	28	43	35	12	17	23	231	27
Saskatchewan.....	13	171	13	58	41	19	28	13	59	136	30
Alberta.....	10	168	10	43	46	18	15	8	49	175	6
British Columbia.....	18	291	10	19	52	37	13	12	164	147	21
Yukon.....		1	2	1		1			1	2	1
Canada.....	369	5,600	101	300	538	441	384	140	1,696	2,326	31

## Theft from the person.

New Brunswick.....		1							1		1
Quebec.....		30			4	5	11		18	1	1
Ontario.....	3	19			4	7	2		5	9	1
Manitoba.....	1	8	1	1				1	4	6	3
Saskatchewan.....		4							5	3	1
Alberta.....		5			2		1		1	4	
British Columbia.....	1	9		1	1				6	3	1
Canada.....	12	76	1	2	11	12	14	1	40	26	8

## Theft of registered letters and other mail matters.

New Brunswick.....		1						1		1	
Quebec.....		2						2			
Ontario.....	1	6	2		1	1		6		5	2
Manitoba.....		1				1					1
Canada.....	1	10	2		1	2		9		6	3

SESSIONAL PAPER No. 10c

Tableau III. Délits sans violence contre la propriété. Classe III.														
Birth Places. — Lieux de naissance.							Religions.							Residence
British Isles. — Iles Britanniques.			Canada.	Other British Pos- ses- ions.	Uni- ted States	Other Fo- reign Coun- tries.	Bap- tists.	R. Ca- tho- lics.	Ch. of Eng- land.	Me- tho- dists	Pres- byte- rians.	Pro- tes- tants	Other Deno- mina- tions.	Cities and Towns—Villes. Rural Districts—Districts ruraux.
Eng- land and Wales	Ire- land.	Scot- land.		Autr's posses- ions Brit- tanniques.	— Etats- Unis.	Aut- res pays étran- gers.	— Bap- tistes.	— Ca- tho- liques.	— Eglise d'An- gle- terre.	— Mé- tho- dis- tes.	— Pres- byté- riens.	— Pro- tes- tants	— Autr's con- fes- sions.	
Angle terre et Galles	Ir- lande.	Ecos- se.												
Vol de chevaux, bétail et moutons														
.....	.....	.....	1	.....	.....	.....	.....	1	.....	.....	.....	.....	.....	1
.....	.....	.....	1	.....	.....	.....	1	.....	.....	.....	.....	.....	.....	1
.....	.....	.....	2	.....	.....	.....	.....	.....	.....	.....	.....	2	.....	.....
.....	.....	.....	5	.....	.....	.....	.....	6	.....	.....	.....	.....	.....	3
1	.....	.....	15	.....	1	1	6	2	2	6	.....	1	.....	11
.....	.....	.....	2	.....	.....	.....	.....	.....	.....	.....	.....	.....	.....	3
4	1	.....	6	.....	3	3	1	3	3	3	2	1	2	11
.....	.....	.....	5	.....	4	2	.....	2	1	2	.....	3	.....	10
1	.....	.....	.....	1	1	.....	.....	1	.....	.....	.....	.....	.....	3
6	1	.....	37	1	10	6	8	15	6	12	2	8	2	42
Vol simple														
8	.....	.....	14	.....	.....	.....	.....	11	.....	1	.....	.....	.....	14
15	.....	.....	152	6	.....	.....	20	79	32	11	15	12	.....	33
38	4	1	139	3	6	15	18	87	19	17	15	3	7	14
221	13	15	1,028	2	39	89	2	1,039	33	4	15	96	35	90
52	26	58	1,644	12	158	332	116	1,069	688	512	362	231	254	182
19	11	18	187	1	19	208	17	109	63	43	71	40	137	52
25	5	10	66	.....	53	76	4	77	21	18	30	48	25	72
40	1	22	49	.....	39	53	2	55	2	3	4	113	7	43
.....	10	18	146	4	43	62	4	35	43	50	34	26	13	38
.....	.....	.....	1	.....	2	.....	.....	3	.....	.....	.....	.....	.....	.....
418	70	143	3,426	28	362	841	183	2,564	901	659	546	570	479	524
Vol sur la personne.														
.....	.....	.....	1	.....	.....	.....	.....	.....	1	.....	.....	.....	.....	1
.....	.....	.....	26	.....	2	8	2	26	3	.....	2	.....	3	41
3	.....	1	8	1	.....	6	.....	10	3	2	1	1	8	25
.....	.....	2	2	.....	1	5	.....	1	.....	.....	3	2	4	9
.....	1	.....	3	.....	.....	1	.....	2	1	.....	1	.....	.....	1
1	.....	.....	1	.....	3	.....	.....	1	.....	.....	1	3	.....	5
1	1	1	5	.....	1	1	.....	2	2	.....	.....	.....	.....	10
5	2	5	46	1	7	21	2	42	10	2	8	6	15	2
Vol de lettres recommandées et autres matières postales														
.....	.....	.....	1	.....	.....	.....	.....	1	.....	.....	.....	.....	.....	1
.....	.....	.....	2	.....	.....	.....	.....	2	.....	.....	.....	.....	.....	2
.....	.....	.....	7	.....	.....	.....	.....	3	1	3	.....	1	.....	.....
.....	1	.....	.....	.....	.....	.....	.....	.....	.....	.....	1	.....	.....	.....
.....	.....	.....	.....	.....	.....	.....	.....	.....	.....	.....	.....	.....	.....	.....
.....	1	.....	10	.....	.....	.....	.....	6	1	3	1	1	.....	2

Table III. Malicious offences against property, forgery and offences against currency. Classes IV and V.

Provinces.	Educational Status. — Instruction.			Occupations.						Use of liquors — Usage de liqueurs.	
	Un-able to read or write.	Ele-men-tary.	Super-ior.	Agri-cultural.	Com-mer-cial.	Do-mestic	In-dus-trial.	Pro-fes-sional	La-borers	Mo-de-rate	Im-mo-de-rate
	—	—	—	—	—	—	—	—	—	—	—
	Inca-pable de lire ou d'écrire.	Elé-men-taire.	Supé-rieure	Agri-cul-teurs.	Com-mer-cants.	Servi-teurs.	In-dus-triels.	Pro-fes-sions libé-rales.	Jour-naliers.	Mo-déré	Im-mo-déré

Arson and attempt to commit arson.

Nova Scotia.....	2	3	.....	.....	3	.....	.....	.....	1	3	.....
New Brunswick.....	.....	5	.....	.....	.....	.....	2	.....	.....	2	.....
Quebec.....	.....	3	.....	.....	.....	1	.....	.....	.....	.....	.....
Ontario.....	.....	7	.....	.....	.....	.....	.....	.....	2	2	.....
Saskatchewan.....	1	2	.....	7	.....	.....	.....	.....	.....	2	.....
British Columbia.....	.....	3	.....	.....	.....	.....	.....	.....	2	.....	.....
Canada.....	3	23	.....	7	3	1	2	.....	5	9	.....

Malicious injury to horses and cattle, and other wilful damage to property.

Nova Scotia.....	1	18	.....	1	.....	.....	.....	.....	2	.....	.....
New Brunswick.....	.....	1	.....	1	.....	.....	.....	.....	.....	.....	.....
Quebec.....	4	46	.....	2	3	3	4	1	15	7	5
Ontario.....	3	92	.....	10	2	.....	2	10	20	37	6
Manitoba.....	2	21	.....	4	.....	.....	.....	1	.....	3	.....
Saskatchewan.....	1	4	.....	7	.....	.....	.....	.....	1	5	.....
Alberta.....	1	7	1	5	1	.....	1	2	.....	8	.....
British Columbia.....	5	19	2	1	2	1	1	.....	.....	4	1
Yukon.....	.....	1	.....	.....	1	.....	.....	.....	.....	1	.....
Canada.....	17	209	3	31	9	4	8	14	38	65	12

Forgery and offences against currency.

Class v.

Currency, offences against.

Nova Scotia.....	1	1	.....	2	.....	.....	.....	.....	.....	.....	.....
------------------	---	---	-------	---	-------	-------	-------	-------	-------	-------	-------

Forgery and uttering forged documents.

Nova Scotia.....	.....	9	.....	1	2	2	.....	2	1	7	.....
New Brunswick.....	.....	2	.....	.....	1	.....	.....	1	.....	2	.....
Quebec.....	.....	29	3	1	14	3	8	3	1	13	1
Ontario.....	2	67	12	8	24	9	1	7	20	40	11
Manitoba.....	1	29	10	3	7	15	1	4	10	38	.....
Saskatchewan.....	1	13	.....	4	4	3	2	.....	2	14	.....
Alberta.....	1	11	2	4	3	1	3	1	2	13	.....
British Columbia.....	.....	21	1	.....	13	1	2	.....	4	2	5
Canada.....	5	181	28	21	68	34	17	18	40	129	17

## SESSIONAL PAPER No. 10c

Tableau III. Dommages malicieux à la propriété, faux et délits par rapport à la monnaie. Classes IV et V.

Birth Places. — Lieux de naissance.							Religions.							Residence.	
British Isles. — Iles Britanniques.			Canada.	Other British Posses- sions. — Autr's posses- sions. Brit- anniques.	United States — — Etats- Unis.	Other Fo- rein Coun- tries. — — Aut- res pays étran- gers.	Bap- tists. — — Bap- tistes.	R. Ca- tho- lics. — — Ca- tholi- ques.	Ch. of Eng- land. — — Eglise d'An- gle- terre.	Me- tho- dists. — — Mé- tho- dis- tes.	Pres- byte- rians. — — Pres- byté- riens.	Pro- tes- tants — — Autr's con- fes- sions.	Other Deno- mina- tions. — — Autr's con- fes- sions.	Cities and Towns — Villes.	Rural Districts — Districts ruraux.
Eng- land and Wales — Angle terre et Galles	Ire- land. — Ir- lande.	Scot- land. — Ecos- se.													
Incendie et tentative d'incendie.															
1	..	..	4	..	..	..	1	..	1	1	..	..	..	2	3
..	..	..	5	..	..	..	3	2	..	..	..	..	..	3	3
..	..	..	3	..	..	..	..	3	..	..	..	..	..	3	..
2	..	..	2	..	..	..	..	5	2	..	..	..	..	6	1
..	..	..	..	..	2	5	..	1	..	1	..	..	5	..	7
..	..	..	2	..	2	..	..	1	..	..	..	3	..	4	..
3	..	..	16	..	4	5	4	12	3	2	..	3	5	17	14
Dommages malicieux aux chevaux et bestiaux, et autres dommages volontaires à la propriété.															
..	..	..	30	..	..	..	..	17	7	2	4	1	..	31	..
..	..	..	1	..	..	..	..	..	..	..	1	..	..	..	1
2	..	3	40	..	5	3	1	32	1	..	1	15	2	52	6
4	1	..	75	..	3	7	2	33	16	13	9	19	2	87	11
2	..	..	12	..	..	8	..	2	1	..	3	11	5	19	4
1	..	..	..	..	..	4	..	1	..	1	1	1	1	1	7
..	..	..	4	..	1	4	1	1	..	..	..	3	1	5	5
3	..	..	17	..	4	..	..	7	5	6	4	1	1	25	1
..	..	..	1	..	..	..	..	1	..	..	..	..	..	1	..
12	1	3	180	..	13	26	4	94	30	22	23	51	12	221	35
Faux et délits par rapport à la monnaie.															
Délits contre la monnaie.															
..	..	..	2	..	..	..	..	..	..	2	..	..	..	..	2
Faux et émission de faux documents.															
..	..	..	9	..	..	..	1	1	2	2	2	1	..	8	2
..	..	1	..	..	..	1	..	1	1	..	..	..	..	2	..
..	..	..	29	..	2	2	..	26	1	2	1	2	1	29	6
5	..	..	44	2	22	2	1	24	17	20	14	3	1	68	15
2	..	1	18	..	14	5	1	10	6	6	12	..	5	36	4
..	2	1	4	..	4	4	..	9	1	..	2	2	1	12	4
4	..	..	5	..	2	3	..	2	2	1	..	8	1	9	6
3	..	..	12	2	5	3	1	1	..	2	1	2	..	24	1
14	2	3	121	4	49	20	4	74	30	33	32	18	9	188	38

8 GEORGE V, A. 1918

Table III.		Other offences not included in the foregoing classes.								Class VI.	
Provinces.	Educational Status. — Instruction.			Occupations.						Use of liquors. — Usage de liqueurs.	
	Un-able to read or write.	Ele-men-tary.	Superior.	Agri-cultural.	Com-mercial.	Do-mestic.	Indus-trial.	Pro-fes-sional.	La-borers.	Mo-de-rate.	Im-mo-de-rate.
	Inca-pable de lire ou d'écrire.	Elé-men-taire.	Supé-rieure.	Agri-cul-teurs.	Com-mer-cants.	Servi-teurs.	Indus-triels.	Pro-fes-sions libé-rales.	Jour-na-liers.	Mo-déré.	Im-mo-déré.
Treasonable acts											
Alberta .....		1			1					1	
Sedition.											
Ontario .....		2	1	1			2			2	
Manitoba .....		2		2						1	
Saskatchewan .....		1			1					1	
Alberta .....		5		3	1		1			4	1
British Columbia .....		1		1		1					1
Canada .....		11	1	7	2	1	3			8	2
War measurer act, offences against.											
Nova Scotia .....		1			1					1	
Ontario .....		2			2					2	
Alberta .....		2		2						2	
Canada .....		5		2	3					5	
Attempt to commit suicide											
Quebec .....	1	8			1	1	1		5	2	
Ontario .....		5				3	1			4	
Saskatchewan .....	1	4	1	4		1	1			5	1
Alberta .....		3			1	1			1	3	
British Columbia .....		4	1	2					3	2	2
Canada .....	2	24	2	6	2	6	3		9	16	3
Sodomy and bestiality.											
Nova Scotia .....		1							1	1	
Quebec .....		14			3	2	4		4	4	1
Ontario .....	1	45		1	6	4	2	2	13	19	2
Saskatchewan .....			2					1		2	
Alberta .....	1	1				1			1	2	
British Columbia .....	2	1			1				2	1	1
Canada .....	4	62	2	1	10	7	6	3	21	29	4
Indecent exposure and other offences against public morals.											
Quebec .....	2	39	1		3	2	8	3	15	8	16
Ontario .....		5						2	3	3	2
Manitoba .....		1									
Saskatchewan .....		6		2	1		2			4	
Alberta .....		3					2			3	
British Columbia .....	1	3							3	2	1
Canada .....	3	57	1	2	4	2	12	5	21	20	19

Tableau III.			Autres délits non compris dans les classes précédentes.										Classe VI.		
Birth Places. — Lieux de naissance.						Religions.						Residence.			
British Isles. — Iles Britanniques.			Canada.	Other British Possessions. — Autr's possessions Britanniques.	United States — Etats-Unis.	Other Foreign Countries. — Autres pays étrangers.	Baptists. — Baptistes.	R. Catholics. — Catholiques.	Ch. of England. — Eglise d'Angleterre.	Methodists. — Méthodistes.	Presbyterians. — Presbytériens.	Protestants — Autr's confessions.	Other Denominations. — Autr's confessions.	Cities and Towns—Villes.	Rural Districts—Districts ruraux.
England and Wales — Angle terre et Galles	Ireland. — Irlande.	Scotland. — Ecosse.													
Actes de trahison.															
.....	.....	.....	.....	.....	1	.....	.....	.....	.....	.....	.....	1	.....	1	.....
Sédition.															
.....	.....	.....	1	.....	2	.....	.....	.....	.....	.....	1	2	.....	2	1
.....	.....	.....	2	.....	.....	1	.....	2	.....	.....	.....	.....	.....	.....	2
2	.....	.....	1	.....	.....	2	.....	.....	.....	1	.....	1	2	3	1
.....	1	.....	1	.....	.....	.....	.....	1	.....	.....	.....	.....	.....	2	2
2	1	.....	5	.....	2	3	.....	3	.....	1	1	4	2	7	6
Loi des mesures de guerre, contravention à la															
1	.....	.....	.....	.....	.....	2	.....	1	1	.....	.....	.....	1	1	1
.....	.....	.....	.....	.....	.....	2	.....	.....	.....	.....	.....	.....	1	.....	2
1	.....	.....	.....	.....	.....	4	.....	1	1	.....	.....	.....	1	2	3
Tentative de suicide.															
2	.....	.....	5	.....	.....	2	.....	6	.....	.....	.....	.....	2	9	.....
.....	1	.....	4	.....	.....	1	.....	1	.....	2	.....	.....	5	.....	.....
.....	.....	.....	1	.....	.....	5	.....	3	1	1	.....	.....	2	4	.....
2	.....	.....	2	.....	1	1	.....	1	1	.....	1	1	1	1	1
.....	.....	.....	1	.....	1	1	.....	1	.....	.....	1	1	1	4	.....
4	1	.....	13	.....	2	8	1	11	2	1	3	3	3	19	9
Sodomie et bestialité.															
.....	.....	.....	.....	.....	1	.....	.....	1	.....	.....	.....	.....	.....	1	.....
12	4	1	14	.....	.....	1	.....	14	.....	.....	.....	.....	12	2	.....
.....	.....	.....	13	.....	.....	1	2	6	13	8	6	5	1	45	2
1	.....	.....	1	.....	.....	.....	.....	1	.....	.....	.....	1	.....	2	.....
.....	.....	.....	1	.....	1	.....	.....	.....	.....	.....	1	1	.....	1	1
.....	.....	.....	1	1	.....	1	.....	1	.....	.....	.....	.....	2	3	1
13	4	1	30	1	2	2	2	21	15	8	7	7	3	64	6
Exposition indécente et autres délits contre la morale publique.															
.....	1	.....	40	.....	1	2	.....	38	.....	.....	3	1	43	1	.....
.....	.....	.....	4	.....	.....	1	1	2	.....	1	.....	1	5	.....	.....
.....	.....	.....	.....	.....	.....	1	.....	1	.....	.....	.....	.....	1	.....	.....
2	.....	1	1	.....	1	1	.....	2	.....	.....	1	3	4	2	.....
.....	.....	.....	1	.....	.....	1	.....	.....	.....	.....	2	.....	1	1	.....
3	.....	.....	.....	1	.....	.....	.....	.....	1	.....	1	1	4	.....	.....
5	1	1	46	1	2	6	1	43	1	1	1	9	3	58	4

Table 111.

Other offences not included in the foregoing classes.

Class VI.

Provinces.	Educational Status. — Instruction.		Occupations							Use of liquors — Usage de liqueurs.	
	Un-able to read or write.	Ele-men-tary.	Super-ior.	Agri-cultural.	Com-mer-cial.	Do-mestic.	Indus-trial.	Pro-fes-sional.	La-borers.	Mo-de-rate.	Im-mo-de-rate.
	—	—	—	—	—	—	—	—	—	—	—
	Inca-pable de lire ou d'écrire.	Elé-men-taire.	Supé-rieure.	Agri-culteurs.	Com-merçants.	Servi-teurs.	Indus-triels.	Pro-fes-sions libérales.	Jour-na-liers.	Mo-déré.	Im-mo-déré.

## Perjury and subornation of perjury.

Prince Edward Island.....	.....	1	.....	.....	1	.....	.....	.....	.....	1	.....
Nova Scotia.....	.....	2	.....	1	.....	.....	.....	.....	1	1	.....
New Brunswick.....	1	.....	.....	.....	1	.....	.....	.....	.....	1	.....
Quebec.....	.....	1	.....	1	.....	.....	.....	.....	.....	1	.....
Ontario.....	2	22	.....	4	5	1	2	.....	10	12	9
Manitoba.....	.....	4	.....	2	.....	.....	2	.....	2	2	1
Saskatchewan.....	.....	4	1	3	1	.....	.....	.....	.....	5	.....
Alberta.....	1	4	.....	1	1	1	2	.....	.....	3	1
British Columbia.....	.....	1	.....	1	.....	.....	1	.....	.....	1	.....
Canada.....	4	39	1	13	9	2	7	.....	13	27	11

## Carrying unlawful weapons.

Nova Scotia.....	.....	4	.....	.....	.....	.....	.....	1	2	3	.....
Quebec.....	3	31	.....	.....	5	2	8	3	5	2	8
Ontario.....	2	43	.....	3	2	2	2	1	32	27	12
Manitoba.....	2	.....	.....	.....	.....	.....	.....	.....	1	2	.....
Saskatchewan.....	1	.....	.....	1	.....	.....	.....	.....	1	1	.....
British Columbia.....	1	4	1	1	3	2	1	.....	.....	5	.....
Canada.....	9	82	1	5	10	6	11	5	41	40	20

## Conspiracy.

Quebec.....	.....	1	.....	.....	1	.....	.....	.....	.....	.....	.....
Ontario.....	.....	2	.....	.....	.....	.....	1	.....	1	1	.....
Saskatchewan.....	.....	1	.....	.....	.....	.....	1	.....	.....	.....	1
Alberta.....	.....	2	.....	.....	2	.....	.....	.....	.....	2	.....
Canada.....	.....	6	.....	.....	3	.....	2	.....	1	3	2

## Forcible entry.

Ontario.....	.....	1	.....	.....	.....	.....	1	.....	.....	1	.....
--------------	-------	---	-------	-------	-------	-------	---	-------	-------	---	-------

## Offences against gambling and lottery acts.

Nova Scotia.....	.....	1	.....	.....	.....	1	.....	.....	.....	.....	1
Quebec.....	.....	27	.....	.....	25	2	.....	.....	2	1	.....
Ontario.....	.....	81	1	.....	41	5	3	.....	26	54	6
Manitoba.....	.....	11	3	.....	6	3	3	.....	1	13	.....
Saskatchewan.....	1	5	.....	1	4	8	1	.....	.....	6	.....
Alberta.....	.....	4	.....	.....	3	.....	.....	.....	1	4	.....
British Columbia.....	3	14	1	.....	23	1	1	.....	4	7	.....
Canada.....	4	143	5	1	102	20	8	.....	34	86	7

SESSIONAL PAPER No. 10c

Tableau III.

Autres délits non compris dans les classes précédentes.

Classe VI.

Birth Places. — Lieux de naissance.							Religions.							Residence.	
British Isles. — Iles Britanniques.			Canada.	Other British Pos- sessions.	United States	Other Fo- reign Coun- tries.	Bap- tists.	R. Ca- tho- lics.	Ch. of Eng- land.	Me- tho- dists.	Pres- byte- rians.	Pro- tes- tants	Other Deno- mina- tions.	Cities and Towns— Villes.	Rural Districts— Districts ruraux.
Eng- land and Wales	Ire- land.	Scot- land.		Autr's posses- sions	—	—		—	—	—	—		—		
Angle- terre et Galles	Ir- lande.	Ecos- se.		Autr's posses- sions Bri- tanni- ques.	Etats- Unis.	Autr- es pays étran- gers.		Ca- tholi- ques.	Eglise d'An- gle- terre.	Mé- tho- dis- tes.	Pres- byte- riens.		Autr's con- fes- sions.		

## Parjure et subornation de parjure.

.....	.....	.....	1	.....	.....	.....	.....	1	.....	.....	.....	.....	.....	.....	.....
.....	.....	.....	2	.....	.....	.....	.....	1	.....	.....	.....	.....	.....	2	.....
.....	.....	.....	1	.....	.....	1	.....	1	.....	.....	.....	.....	.....	.....	1
5	1	1	9	.....	3	4	1	6	5	2	3	1	1	19	5
.....	.....	.....	4	.....	.....	2	.....	.....	.....	.....	.....	3	3	5	1
.....	.....	.....	1	.....	.....	2	.....	.....	.....	.....	1	.....	2	2	3
.....	.....	1	.....	.....	2	2	.....	.....	.....	.....	.....	5	.....	5	1
.....	.....	.....	.....	.....	.....	2	.....	.....	.....	.....	.....	.....	2	1	1
5	1	2	18	.....	5	13	1	10	5	2	4	10	8	34	14

## Port d'armes illégal.

.....	.....	.....	4	.....	.....	.....	.....	3	1	.....	.....	.....	.....	4	.....
5	.....	2	21	.....	2	4	.....	25	1	.....	.....	.....	1	25	.....
2	.....	.....	13	.....	3	26	2	24	2	6	2	6	3	40	6
.....	.....	.....	.....	.....	1	1	.....	1	.....	.....	.....	.....	1	1	1
.....	.....	.....	.....	.....	.....	1	.....	.....	.....	.....	.....	.....	1	1	1
.....	.....	.....	1	.....	3	1	.....	3	.....	.....	.....	1	.....	6	1
7	.....	2	39	.....	9	33	2	56	4	6	3	10	6	77	9

## Conspiration.

.....	.....	.....	1	.....	.....	.....	.....	1	.....	.....	.....	.....	.....	2	.....
.....	.....	.....	1	.....	1	.....	.....	2	.....	.....	.....	.....	.....	2	.....
.....	.....	.....	.....	.....	1	.....	.....	1	.....	.....	.....	.....	.....	1	.....
.....	.....	.....	2	.....	.....	.....	.....	.....	.....	.....	.....	2	.....	2	.....
.....	.....	.....	4	.....	2	.....	.....	4	.....	.....	.....	2	.....	7	.....

## Violation de propriété.

.....	.....	.....	1	.....	.....	.....	.....	1	.....	.....	.....	.....	.....	1	.....
-------	-------	-------	---	-------	-------	-------	-------	---	-------	-------	-------	-------	-------	---	-------

## Infraction aux lois défendant le jeu et les loteries.

1	.....	.....	.....	.....	.....	.....	.....	.....	1	.....	.....	.....	.....	1	.....
.....	.....	.....	19	2	.....	6	1	19	.....	.....	.....	.....	7	98	.....
8	.....	1	40	.....	7	27	4	26	20	12	6	4	9	81	2
.....	.....	.....	2	.....	2	9	.....	1	3	.....	.....	1	7	14	.....
.....	.....	.....	2	.....	.....	12	.....	2	.....	.....	.....	1	2	14	1
.....	.....	.....	.....	.....	.....	4	.....	4	.....	.....	.....	.....	.....	10	.....
.....	.....	.....	1	.....	1	21	.....	4	2	.....	.....	.....	15	24	1
9	.....	1	64	2	10	79	5	56	26	12	7	6	40	242	4

Table III.

Other offences not included in the foregoing classes.

Class VI.

Provinces.	Educational Status. — Instruction.			Occupation.							Use of liquors — Usage de liqueurs	
	Un-able to read or write.	Elementary.	Superior.	Agricultural.	Commercial.	Domestic.	Industrial.	Professional.	Labourers.	Moderate.	Immoderate.	
	—	—	—	—	—	—	—	—	—	—	—	—
	Incapable de lire ou d'écrire.	Élémen-taire.	Supé-rieure	Agri-cul-teurs.	Com-merçants.	Servi-teurs.	Ind-us-triels.	Pro-fes-sions libé-rales.	Jour-na-liers.	Mo-déré	Im-mo-déré	

## Prison breach, escape, attempting and aiding to escape from prison.

Nova Scotia .....	3	1	1	1	1	1	1	1	3	1	3	
New Brunswick .....	4	1	1	1	1	1	1	1	2	3	1	
Quebec .....	6	1	1	1	1	1	1	1	4	3	2	
Ontario .....	1	49	2	5	1	1	4	12	29	16	26	
Manitoba .....	3	1	1	1	1	1	1	1	2	1	1	
Saskatchewan .....	1	6	1	2	3	3	1	1	1	5	2	
Alberta .....	1	8	3	2	3	1	1	1	7	8	1	
British Columbia .....	1	1	1	1	1	1	1	1	2	1	1	
Yukon .....	1	1	2	1	2	1	1	1	2	1	1	
Canada .....	4	80	8	9	6	6	5	13	59	39	35	

## Revenue laws, offences against.

Quebec .....	1	1	1	1	1	1	1	1	1	1	1	
Ontario .....	7	2	1	6	1	1	1	2	1	1	1	
Canada .....	7	2	1	7	1	1	1	2	1	1	1	

## Riot and affray.

Nova Scotia .....	3	9	1	4	1	1	1	2	6	10	2	
Ontario .....	13	1	1	1	1	1	1	13	4	12	4	
Alberta .....	6	38	1	4	10	3	3	4	21	1	1	
British Columbia .....	1	1	1	1	1	1	1	1	1	1	1	
Canada .....	9	60	4	14	4	3	19	31	22	7	7	

## Keeping bawdy houses and inmates thereof.


Prince Edward Island .....	1	1	1	1	1	1	1	1	1	1	1	
Nova Scotia .....	2	8	1	6	1	1	1	1	4	1	1	
New Brunswick .....	1	1	1	1	1	1	1	1	1	1	1	
Quebec .....	4	652	1	1	509	3	1	291	362	1	1	
Ontario .....	1	199	1	8	28	2	2	50	157	12	1	
Manitoba .....	9	2	3	3	3	1	1	8	3	3	1	
Saskatchewan .....	1	11	1	1	6	1	1	2	9	1	1	
Alberta .....	29	1	11	10	1	1	1	3	29	1	1	
British Columbia .....	9	120	8	67	13	29	4	2	2	2	2	
Canada .....	17	1030	2	1	37	623	18	31	60	500	382	

## Various other misdemeanours.

Quebec .....	3	1	1	1	1	1	1	2	1	1	1	
Ontario .....	37	6	2	18	3	7	1	4	34	1	1	
Manitoba .....	6	1	1	1	1	1	1	1	1	1	1	
Saskatchewan .....	1	1	1	1	1	1	1	1	1	1	1	
Alberta .....	1	5	2	3	1	1	1	1	6	1	1	
British Columbia .....	5	3	1	1	2	1	1	2	5	1	1	
Yukon .....	1	1	1	1	1	1	1	1	1	1	1	
Canada .....	1	58	9	6	22	6	7	4	8	48	1	

SESSIONAL PAPER No. 10c

Tableau III. Autres délits non compris dans les classes précédentes.														Classe VI.	
Birth Places. — Lieux de naissance.							Religions.							Residence.	
British Isles. — Iles Britanniques.			Canada.	Other British Pos- ses- sions. — Antr's posses- sions Brit- tanni- ques.	United States — Etats- Unis.	Other Fo- reign Conn- tries. — Aut- res pays étran- gers.	Bap- tists. — Bap- tistes.	R. Cath- olics. — Cath- oliques.	Ch. of Eng- land. — Eglise d'An- gle- terre.	Meth- odists — Métho- dis- tes.	Pres- byte- rians. — Pres- byte- riens.	Pro- tes- tants — Autr's con- fes- sions.	Other Deno- mina- tions. — Autr's con- fes- sions.	Cities and Towns— Villes.	Rural Districts— Districts ruraux.
Eng- land and Wales — Angle terre et Galles	Ire- land. — Ir- lande.	Scot- land. — Ecos- se.													
Infraction aux lois des prisons, évasion, tentative et aide d'évasion.															
1			3				1	1	1					3	1
			3				1	1	1			1		3	1
			6					4				2		5	1
1	2		41		4	5	3	16	2	7	7	15	2	37	16
2			1						1			2		3	
			2		4	3	2	4		1	1	1		7	3
1			2		4	4		4		1		2	2	9	3
1			1		1			1				1		2	1
						2							2	2	
6	2		59		13	14	6	31	4	11	8	24	6	71	26
Délits contre le revenu de l'Etat.															
1								1	1	2	1	3		1	
		1	6					1	1	2	1	3		6	
1		1	6					1	1	2	1	3		7	
Emente et rixe.															
2			6	4	1		1	8	3		1			11	2
			4					4						4	
3			6		2	2		4				8	1	13	
3	1	5	10	8	4	14								44	1
8	1	5	26	12	7	16	1	16	3		1	8	1	72	3
Tenant et habitant des maisons de désordre															
			1								1			1	
			4	4		2	2	2	2				1	10	
			1							1					1
4	3		561		15	73	616	44	13	15	37	3	611	45	
16	10	4	132		17	22	8	108	44	13	2	10	199	1	
			5		2	4		7	1		1	1	11		
2			5		6	2		6	3	3		2	16		
4			9		7	9	1	11		1		13	3	29	
7	5		30		31	53	1	1		1		3	130		
33	18	4	748	4	78	165	12	751	50	18	18	55	21	1007	47
Divers autres délits.															
2	1	1	3		3	3	3	2	4	8	11	5	1	2	1
			29					9					11	49	9
			4			2		1		1	3		1	11	
1									1					1	
			3		1	2		1		3		1	1	4	2
3					2	3	1	4	1	1		1		6	2
			1					1						1	
6	1	1	40		6	10	4	18	6	13	14	7	14	74	14



---

## TABLE IV

SUMMARY BY CLASSES AND PROVINCES WITH TOTALS OF EACH  
PROVINCE AND OF CANADA.

---

## TABLEAU IV

RÉCAPITULATION PAR CLASSES ET PAR PROVINCES AVEC TOTAUX  
DE CHAQUE PROVINCE ET DU CANADA.

---

Table iv.

Summary by classes and provinces.

Provinces.	Educational Status. — Instruction.			Occupation.						Use of liquors — Usage de liqueurs	
	Un-able to read or write.	Ele-men-tary.	Superior.	Agri-cultural.	Com-mercial.	Do-mestic.	Indus-trial.	Pro-fes-sional.	La-borers.	Mo-de-rate.	Im-mo-de-rate.
	—	—	—	—	—	—	—	—	—	—	—
	In-capable de lire ou d'écrire.	Elé-men-taire.	Supé-rieure	Agri-cul-teurs.	Com-mer-cants.	Servi-teurs.	Indus-triels.	Pro-fes-sions libérales.	Jour-na-liers.	Mo-déré	Im-mo-déré

## Class I.—Offences against the person.

Prince Edward Island. ....	16	139	4	22	33	12	24	9	42	65	14
Nova Scotia. ....	2	42	...	6	5	...	1	2	26	34	4
New Brunswick. ....	34	303	1	15	53	24	52	4	158	108	116
Quebec. ....	79	850	26	145	87	42	104	34	466	587	185
Ontario. ....	34	130	5	73	20	7	11	8	42	124	12
Manitoba. ....	14	87	5	42	14	10	5	4	31	71	18
Saskatchewan. ....	6	76	2	32	11	8	8	7	17	65	6
Alberta. ....	19	123	7	22	24	21	16	1	53	57	21
British Columbia. ....	1	1	1	...	2	...	...	...	...	3	...
Yukon. ....	...	...	...	...	...	...	...	...	...	...	...
Canada. ....	205	1,752	51	358	250	124	221	69	835	1115	376

## Class II.—Offences against property with violence.

Prince Edward Island. ....	5	37	...	6	6	...	3	3	2	2	...
Nova Scotia. ....	1	39	...	1	5	...	1	2	8	5	3
New Brunswick. ....	20	222	...	2	14	21	54	6	77	18	5
Quebec. ....	9	627	2	10	12	11	28	5	213	150	24
Ontario. ....	9	147	3	14	15	9	21	13	9	81	5
Manitoba. ....	4	18	...	3	2	...	3	1	14	19	...
Saskatchewan. ....	3	29	...	6	3	2	8	...	11	25	5
Alberta. ....	2	78	...	4	3	8	10	...	15	50	11
British Columbia. ....	...	1	2	1	...	2	...	...	...	3	...
Yukon. ....	...	...	...	...	...	...	...	...	...	...	...
Canada. ....	53	1,203	7	47	60	54	129	28	355	365	62

## Class III.—Offences against property without violence.

Prince Edward Island. ....	15	163	2	14	23	15	4	13	34	71	14
Nova Scotia. ....	33	152	...	1	24	12	4	2	48	139	11
New Brunswick. ....	175	1,202	3	43	189	130	188	7	421	255	60
Quebec. ....	104	3,572	59	125	292	206	183	86	1,160	1504	180
Ontario. ....	40	459	45	34	68	38	16	22	30	278	31
Manitoba. ....	16	218	14	77	51	25	35	17	71	177	35
Saskatchewan. ....	18	228	21	59	82	19	23	11	61	243	9
Alberta. ....	21	344	27	27	72	44	20	21	120	185	27
British Columbia. ....	...	1	4	1	...	1	...	...	2	4	1
Yukon. ....	...	...	...	...	...	...	...	...	...	...	...
Canada. ....	422	6,355	175	381	802	490	474	179	1,951	2860	371

## SESSIONAL PAPER No. 10c

Tableau iv.

Récapitulation par classes et provinces.

Birth Places. — Lieux de naissance.							Religions.							Residence.	
British Isles. — Iles Britanniques.			Canada.	Other British Pos- ses- sions. — Autr's posses- sions Bri- tanni- ques.	United States — Etats- Unis.	Other Fo- reign Coun- tries. — Aut- res pays étran- gers.	Bap- tists. — Bap- tistes.	R. Ca- tho- lic. — Ca- tho- li- ques.	Ch. of Eng- land. — Eglise d'An- gle- terre.	Metho- dists. — Métho- dis- tes.	Pres- byte- rians. — Pres- byté- riens.	Pro- tes- tants — Autr's con- fes- sions.	Other Deno- mina- tions. — Autr's con- fes- sions.	Cities and Towns—Villes.	Rural Districts—Districts ruraux.
Eng- land and Wales — Angle terre et Galles	Ire- land. — Ir- lande.	Scot- land. — Ecos- se.													

## Classe I.—Outrages contre la personne.

5	1	2	128	12	3	11	30	49	15	9	15	1	1	6	2
6	12	1	33	2	1	7	6	23	4	5	4	1	1	31	51
65	18	13	251	9	9	60	11	249	2	2	45	19	19	349	14
6	5	2	514	43	306	30	334	119	152	85	100	124	793	192	39
6	5	2	41	3	122	45	10	4	14	20	78	108	85	85	50
12	2	6	14	14	63	2	45	11	3	9	18	22	69	50	31
6	1	3	16	5	20	37	6	26	3	6	3	29	8	79	25
13	3	6	45	4	22	62	8	35	10	10	7	16	9	143	3
113	43	33	1,045	23	116	669	93	808	172	191	138	244	266	1,687	489

## Classe II.—Délits avec violence contre la propriété.

			5					3		2				3	
			37	2	3		9	15	7	2	5	2		35	8
		1	34			5	3	16	1		4	4	4	35	5
10	1	1	207		8	11		199	5	1	5	22	10	239	12
27	8	4	331	5	25	36	29	181	164	85	80	64	22	612	36
11	2	4	87	1	9	47	4	39	17	21	24	23	33	145	16
	1	4	5		4	11	1	6				13	5	22	4
4	2	2	5	1	12	6		9	1	5	2	14		24	10
13	4	8	32	3	7	8	3	12	17	9	11	7	2	72	9
						3		1					2	2	1
65	18	24	743	12	68	127	49	481	212	125	131	149	78	1,189	101

## Classe III.—Délits sans violence contre la propriété.

8	1	162	6	3	7	23	82	33	13	16	1	16	36		
15	4	1	143	3	7	15	18	88	21	17	15	5	7	176	14
38	13	16	1,152	2	45	109	4	1,171	38	4	19	98	45	1,444	110
248	37	62	1,871	18	197	417	133	1,188	770	567	418	265	313	3,016	243
58	12	20	216	1	25	228	20	116	69	47	94	48	148	505	61
24	7	12	84	66	94	6	89	27	36	56	33	21	98	61	98
30	1	28	76	57	76	3	74	4	5	7	155	12	215	64	64
52	12	21	170	6	52	82	6	52	49	56	37	31	16	370	51
		1		4			3							5	
473	86	161	3,891	36	456	1,028	213	2,875	1,011	738	642	672	576	6,112	677

Table iv. Summary by classes and provinces.

Provinces.	Educational Status. — Instruction.			Occupations.						Use of liquors. — Usage de liqueurs.	
	Un-able to read or write.	Ele-men-tary.	Superior.	Agri-cultural.	Com-mercial.	Do-mestic.	Indus-trial.	Pro-fes-sional.	La-borers.	Mo-de-rate.	Im-mo-de-rate.
	— — Inca-pable de lire ou d'écrire.	— — Elé-men-taire.	— — Supé-rieure.	— — Agri-cultural-teurs.	— — Com-merçants.	— — Servi-teurs.	— — Indus-triels.	— — Pro-fes-sions libérales.	— — Jour-na-liers.	— — Mo-déré.	— — Im-mo-déré.

## Class iv.—Malicious offences against property.

Prince Edward Island.....	.....	.....	.....	.....	.....	.....	.....	.....	.....	.....	.....
Nova Scotia.....	3	21	.....	1	3	.....	.....	.....	3	3	.....
New Brunswick.....	.....	6	.....	1	.....	.....	2	.....	.....	2	.....
Quebec ..	4	49	.....	2	3	4	4	1	15	7	5
Ontario.....	3	99	.....	10	2	.....	2	10	22	39	6
Manitoba ..	2	21	.....	4	.....	.....	.....	1	.....	3	.....
Saskatchewan.....	2	6	.....	14	.....	.....	.....	.....	1	7	.....
Alberta ..	1	7	1	5	1	.....	1	2	.....	8	.....
British Columbia.....	5	22	2	1	2	1	1	.....	2	4	1
Yukon.....	.....	1	.....	.....	1	.....	.....	.....	.....	1	.....
Canada.....	20	232	3	38	12	5	10	14	43	74	12

## Class v.—Forgery and offences against the currency.

Prince Edward Island.....	.....	.....	.....	.....	.....	.....	.....	.....	.....	.....	.....
Nova Scotia.....	1	10	.....	3	2	2	.....	2	1	7	.....
New Brunswick.....	.....	2	.....	.....	1	.....	.....	1	.....	2	.....
Quebec.....	.....	29	3	1	14	3	8	3	1	13	1
Ontario.....	2	67	12	8	24	9	1	7	20	40	11
Manitoba.....	1	29	10	3	7	15	1	4	10	38	.....
Saskatchewan.....	1	13	.....	4	4	3	2	.....	2	14	.....
Alberta.....	1	11	2	4	3	1	3	1	2	13	.....
British Columbia.....	.....	21	1	.....	13	1	2	.....	4	2	5
Yukon.....	.....	.....	.....	.....	.....	.....	.....	.....	.....	.....	.....
Canada.....	6	182	28	23	68	34	17	18	40	129	17

## Class vi.—Other offences not included in the foregoing classes.

Prince Edward Island ..	.....	2	.....	.....	1	.....	.....	.....	.....	1	.....
Nova Scotia.....	5	29	1	1	12	2	.....	3	13	21	7
New Brunswick.....	.....	5	.....	.....	1	.....	.....	.....	2	4	1
Quebec.....	10	782	1	2	39	518	24	7	38	313	389
Ontario.....	7	500	12	16	89	47	27	22	172	332	76
Manitoba.....	2	36	5	4	9	6	5	.....	6	27	4
Saskatchewan.....	5	39	4	13	8	18	6	2	4	39	5
Alberta ..	4	80	3	11	26	13	5	14	13	79	4
British Columbia.....	23	192	6	10	47	76	19	34	41	25	8
Yukon ..	.....	1	2	.....	.....	3	.....	.....	.....	3	.....
Canada.....	57	1,666	34	57	232	683	86	82	289	844	494

## SESSIONAL PAPER No. 10c

Tableau iv.

Récapitulation par classes et provinces.

Birth Places. — Lieux de naissance.							Religions.							Residence.	
British Isles. Iles Britanniques.			Canada.	Other British Pos- ses- sions.	United States	Other Fo- reign Coun- tries.	Bap- tists.	R. Ca- tho- lics.	Ch. of Eng- land.	Me- tho- dists.	Pres- byte- rians.	Pro- tes- tants	Other Deno- mina- tions.	Cities and Towns—Villes.	Rural Districts—Districts ruraux.
Eng- land and Wales	Ire- land.	Scot- land.		Autr's posses- sions Brit- tanni- ques.	— — Etats Unis.	— — Autr's pays étran- gers.	— — Bap- tistes.	— — Ca- tho- liques.	— — Eglise d'An- gle- terre.	— — Mé- tho- dis- tes.	— — Pres- byté- riens.	— — Pro- tes- tants	— — Autr's con- fes- sions.		
Angle- terre et Galles	Ir- lande.	Ecos- se.													

## Classe iv.—Dommages malicieux contre la propriété.

1			34				1	17	8	3	4	1		33	3
			6				3	2			1			2	4
2		3	43		5	3	1	35	1		1	15	2	55	6
6	1		77		3	7	2	38	18	13	9	19	2	93	12
2			12			8		2	1		3	11	5	19	4
1					2	9		2		2	1	1	6	1	14
			4		1	4	1	1				3	1	5	5
3			19		6			8	5	6	4	4	1	29	1
			1					1						1	
15	1	3	196		17	31	8	106	33	24	23	54	17	235	49

## Classe v.—Faux et délits par rapport à la monnaie.

			11				1	1	2	2	2	1		8	4
		1				1		1	1					2	
			29		2	2		26	1	2	1	2	1	29	6
5			44	2	22	2	1	24	17	20	14	3	1	68	15
2		1	18		14	5	1	10	6	6	12		5	36	4
	2	1	4		4	4		9	1		2		1	12	4
4			5		2	3		2	2	1		8	1	9	6
3			12	2	5	3	1	1		2	1	2		24	1
14	2	3	123	4	49	20	4	74	30	33	32	18	9	188	40

## Classe vi.—Autres délits non compris dans les classes précédentes.

			2					1			1			1	1
5			19	8	2	2	3	16	10	1	1		1	33	3
			4			1	1	2		2		1		3	3
11	4	2	671	2	18	87	1	725	1		1	49	15	808	51
47	19	9	298		40	91	25	207	91	59	54	42	39	496	43
2			18		5	19		13	5	1	4	5	13	46	4
6		1	13		12	27	2	18	6	5	4	9	5	50	15
10		1	27		19	28	1	24		6	1	38	10	80	13
19	7	5	46	10	43	96	2	16	5	1	2	5	23	223	12
			1			2		1					2	3	
100	30	18	1,099	20	139	353	35	1,023	118	75	68	149	108	1,743	145

Table iv.

Grand totals for 1916 and 1917.

Provinces.	Educational Status. — Instruction.			Occupations.						Use of liquors. — Usage de liqueurs.		
	Un-able to read or write.	Ele-men-tary.	Super-ior.	Agricultural.	Com-mercial.	Do-mestic.	In-dustrial.	Pro-fessional.	La-borers.	Mo-de-rate.	Im-mo-derate.	
—	—	—	—	—	—	—	—	—	—	—	—	
Incapable de lire ou d'écrire.	Elémentaire.	Supérieure	Agriculteurs.	Commerçants.	Serviteurs.	Industriels.	Professions libérales.	Journaliers.	Modéré	Immodéré		
Grand totals by provinces.												
Prince Edward Island.....	{ 1917 1916	24 11	.....	1 6	3 .....	.....	1 .....	.....	6 5	8 6	3 .....	
Nova Scotia.....	{ 1917 1916	45 73	399 384	7 3	47 44	79 69	31 21	31 33	30 33	99 123	179 286	44 71
New Brunswick.....	{ 1917 1916	37 19	246 212	..... 4	9 11	36 27	13 9	9 11	5 12	84 90	186 130	19 44
Quebec.....	{ 1917 1916	243 249	2,587 2,008	8 8	65 53	312 319	700 198	330 306	28 40	710 745	714 1224	576 240
Ontario .....	{ 1917 1916	204 270	5,715 5,807	111 116	314 244	506 590	315 352	345 417	164 197	2,053 2,327	2652 3380	482 1050
Manitoba ...	{ 1917 1916	88 239	822 768	68 27	132 138	119 97	75 76	54 63	48 92	97 285	551 588	52 203
Saskatchewan.....	{ 1917 1916	42 31	381 352	23 38	153 160	79 60	56 58	51 39	24 34	123 125	327 227	58 84
Alberta.....	{ 1917 1916	33 40	431 809	29 43	117 201	126 183	43 84	48 87	35 61	104 183	433 763	24 89
British Columbia.....	{ 1917 1916	70 85	780 685	43 29	64 42	161 117	151 115	68 93	56 27	235 269	323 267	73 106
Yukon . . .	{ 1917 1916	1 .....	5 9	9 1	2 .....	3 10	6 1	.....	.....	2 3	14 6	1 4
Canada.....	{ 1917 1916	763 1,007	11,390 11,045	298 269	904 899	1,424 1,472	1,390 914	937 1,019	390 496	3,513 4,155	5387 7377	1332 1891

## SESSIONAL PAPER No. 10c

Tableau iv.			Grands totaux pour 1916 et 1917.												
Birth Places. — Lieux de naissance.							Religions.							Residence.	
British Isles. — Iles Britanniques.			Canada.	Other British Pos- sessions. — Autr's posses- sions Brit- tanni- ques.	United States — — Etats- Unis.	Other Fo- reign Coun- tries. — — Autres pays étran- gers.	Bap- tists. — — Bap- tistes.	R. Ca- tho- lics. — — Catho- liques.	Ch. of Eng- land. — — Eglise d'An- gle- terre.	Me- tho- dists — — Métho- dis- tes.	Pres- byte- rians. — — Pres- byte- riens.	Pro- tes- tants — — Autr's con- fes- sions.	Other Deno- mina- tions. — — Autr's con- fes- sions.	Cities and Towns—Villes.	Rural Districts—Districts ruraux.
Eng- land and Wales — Angle terre et Galles	Ire- land. — Ir- lande.	Scot- land. — Ecos- se.													
Grands totaux par provinces.															
1	19	24	25 10	23	11	20	1	16 8	4	2	2	2	20	3	
1	1	4	391	21	20	44	67	180	75	30	43	31	9	375	105
15	5	3	220	5	8	29	31	132	27	24	24	11	11	249	40
9	2	10	195	...	12	6	19	86	38	34	29	16	2	200	34
67	30	23	2,353	4	87	272	17	2405	46	9	27	231	92	2924	224
63	43	16	1,822	1	69	281	1	1878	46	6	22	178	163	2166	273
398	83	78	3,135	25	330	861	220	1972	1,179	896	660	493	501	5078	541
526	113	132	4,068	16	305	1,108	156	1926	1,009	826	543	1141	542	5737	639
81	19	27	392	2	56	429	25	225	108	79	151	107	282	859	174
132	22	60	322	1	49	517	20	309	163	65	140	97	248	908	206
43	12	34	120	.....	102	206	11	169	45	37	52	99	72	365	185
49	20	23	173	1	97	150	11	142	60	38	68	126	47	367	213
54	4	34	133	6	111	154	11	136	10	23	13	247	32	412	129
67	28	42	222	3	235	257	19	272	48	56	58	272	114	689	217
103	26	40	324	25	135	251	20	124	86	84	62	65	51	861	99
80	31	34	252	14	126	329	2	102	86	52	58	54	84	830	120
1	1	1	4	5	6	8	1	1	1	1	1	4	14	1	
1	1	1	2	3	4	4	1	1	1	1	1	2	14	1	
780	180	242	7,097	95	845	2,228	402	5367	1,576	1186	1034	1286	1054	11157	1501
952	260	321	7,428	57	916	2,697	287	4918	1,525	1107	965	1921	1228	11294	1801



---

## TABLE V

SUMMARY CONVICTIONS

---

## TABLEAU V

CONDAMNATIONS SOMMAIRES

---

TABLE V.—Summary convictions by police magistrates and other justices.

Offences.	PROVINCE OF PRINCE EDWARD ISLAND.							
	KING'S.				PRINCE.			
	Con- vic- tions. — Con- dam- na- tions.	Sentence.			Con- vic- tions. — Con- dam- na- tions.	Sentence.		
		Op- tion of a fine. — Sur option	Com- mitted without option. — Emprisonnés sans option.	De- ferred &c. — Re- mise, etc.		Op- tion of a fine. — Sur option	Com- mitted without option. — Emprisonnés sans option.	De- ferred &c. — Re- mise, etc.
	M.	F.			M.	F.		
Alien Restrictions Act .....								
Adulteration of food .....								
Assaults.....	6		6		2		2	
Breach of peace.....	3	1	4					
Carrying fire-arms and unlawful weapons....								
Contempt of court .....								
Cruelty to animals .....								
Disturbing religious and like meetings.....								
Fishery and Game Acts, offences against....								
Gambling Acts .....								
Immigration Acts .....								
Incorrigibility.....								
Inspection and Sales Act, offences against....								
Larceny .....								
“ of dogs, birds, &c. ....								
“ of timber, trees, fruits, &c. ....								
Liquor License and Prohibition Acts, offences against.....					5	2	6	1
Violation of Indian liquor law.....								
Malicious injury to property.....								
Other damage to property.....	3		3					
Master's and Servant's Acts, offences against								
Medical and Dentistry Acts, offences against								
Militia Acts .....								
Miscellaneous offences.....								
Municipal Acts and By-laws, breaches of...					7		7	
Exercising various callings without license								
Health By-laws, offences against.....								
Highways, offences relating to.....					7		7	
Non support of family and neglect of child- ren.....								
Opium and Drug Act, offences against.....								
Pharmacy Acts, offences against .....								
Profanation of the Lord's Day .....								
Railway Acts, offences against .....								
Revenue Laws .....								
Seamen's Acts .....								
Threats and abusive language.....								
Trespass .....								
Vagrancy.....					3		2	1
Drunkenness.....	9		9		74	1	47	1
Indecent exposure.....								
Insulting, obscene and profane language....					4		4	
Frequenting bawdy houses.....								
Loose, idle, disorderly .....								
Weights and Measures Acts, offences against								
Insanity .....								
Totals.....	21	1	22		75	3	75	3

## SESSIONAL PAPER No. 10c

TABLEAU V.—Condamnations sommaires par magistrats de police et autres juges de paix.

PROVINCE DE L'ÎLE DU PRINCE-ÉDOUARD.									
QUEEN'S.				Totals of P. E. Island. — Totaux de l'Île du P.-E.				Offenses	
Sentence.				Sentence.					
Con- vic- tions. — Con- dam- na- tions.	Op- tion of a fine. — Sur option	Com- mitted without option. — Empri- sonnés sans option.	De- ferred &c. — Re- mise, etc.	Con- vic- tions. — Con- dam- na- tions.	Op- tion of a fine. — Sur option	Com- mitted without option. — Empri- sonnés sans option.	De- ferred &c. — Re- mise, etc.		
M.   F.				M.   F.					
8		8		8		8		Inf. à la loi des restrict. conc. les aubains.	
14		8	6	22		16	6	Falsification de substances alimentaires.	
				3	1	4		Voies de fait.	
								Perturbation de la paix.	
								Port d'armes illégal.	
								Mépris de cour.	
								Cruauté envers les animaux.	
								Perturbation de réunions religieuses et autres.	
								Infractions aux lois de pêche et de chasse.	
								“ défendant le jeu.	
								“ d'immigration.	
								Incorrigibilité.	
								Infractions aux lois d'inspection et ventes.	
								Larcin.	
								“ de chiens, oiseaux, etc.	
								“ bois, arbres, fruits, etc.	
26	3	23	6	31	5	29	7	Infractions aux lois des licences de boissons et de prohibition.	
								Contravention aux lois concernant la vente de boissons aux Sauvages.	
1			1	1			1	Dommages malicieux à la propriété.	
				3		3		Autres dommages à la propriété.	
								Infractions aux lois concernant les maîtres et serveurs.	
								Inf. aux lois concernant les méd. et les dent.	
								“ de la milice.	
6		6		13		13		Divers délits.	
								Contraventions aux lois municipales.	
								Pratiquant divers états sans licence.	
6		6		13		13		Infractions aux lois sur l'hygiène publique.	
								Délits ayant rapport aux chemins publics.	
								Refusant de pourvoir aux besoins de la famille et négligence des enfants.	
								Inf. aux lois concern. l'opium et les drogues.	
								Infraction aux lois concern. les pharmaciens.	
								Profanation du dimanche.	
								Infractions aux lois des chemins de fer.	
								Délits contre le revenu de l'Etat.	
1			1	1			1	Infractions aux lois maritimes.	
								Menaces et langage injurieux.	
1			1	4		2	1	Empiètement.	
150		94	56	206	1	150	57	Vagabondage.	
								Ivresse.	
2		2		6		6		Exposition indécente.	
1		1		1		1		Langage insultant, obscène, profane.	
4		4		4		4		Fréquentant des maisons de désordre.	
								Conduite déréglée.	
								Infractions aux lois des poids et mesures.	
								Aliénation mentale.	
220	3	152	71	316	7	249	74	Totaux.	

TABLE V.—Summary convictions by police magistrates and other justices.

Offences.	PROVINCE OF NOVA SCOTIA—Continued.							
	ANNAPOLIS.				ANTIGONISH.			
	Con- vic- tions. — Con- dam- na- tions.	Sentence.			Con- vic- tions. — Con- dam- na- tions.	Sentence.		
		Op- tion of a fine.	Com- mitted without option.	De- ferred &c.		Op- tion of a fine.	Com- mitted without option.	De- ferred &c.
		Sur option	Empri- sonnés sans option.	Re- mise, etc.		Sur option	Empri- sonnés sans option.	Re- mise, etc.
	M.	F.			M.	F.		
Alien Restrictions Act.....								
Adulteration of food.....								
Assaults.....					4	2		
Breach of peace .....					1	1		
Carrying fire-arms and unlawful weapons...								
Contempt of court.....								
Cruelty to animals.....					1	1		
Disturbing religious and like meetings. ....								
Fishery and Game Acts, offences against...								
Gambling Acts, offences against.....								
Immigration Act .....								
Incorrigibility.....								
Inspection and Sales Act, offences against...								
Larceny.....								
“ of dogs, birds, &c.....								
“ of timber, trees, fruits, &c.....								
Liquor License and Prohibition Acts, offences against.	3		3		1	1		
Violation of Indian liquor law .....								
Malicious injury to property.....								
Other damage to property .....								
Master's and Servant's Acts, offences against								
Medical and Dentistry Acts, offences against.								
Militia Acts .....								
Miscellaneous offences.....								
Municipal Acts and By-laws, breaches of..								
Exercising various callings without license								
Health By-laws, offences against.....								
Highways, offences relating to .....								
Non-support family and neglect of child- ren.								
Opium and Drug Act, offences against.....								
Pharmacy Acts, offences against.....								
Profanation of the Lord's Day.....								
Railway Acts, offences against.....								
Revenue Laws .....								
Seamen's Acts .....								
Threats and abusive language.....								
Trespass .....								
Vagrancy.....								
Drunkenness.....	2		2		16	14		2
Indecent exposure.....								
Insulting, obscene and profane language..	1		1					
Frequenting bawdy houses.....								
Loose, idle, disorderly .....					2	1		1
Weights and Measures Acts, offences against								
Insanity.....								
Totals.....	6		6		25	20		5

## SESSIONAL PAPER No. 10c

TABLEAU V.—Condamnations sommaires par magistrats de police et autres juges de paix.

PROVINCE DE LA NOUVELLE-ECOSSE—Suite.									
CAPE BRETON.					COLCHESTER.				
Con- vic- tions, — Con- dam- na- tions.	Sentence.			De- ferred &c. — Re- mise, etc.	Con- vic- tions, — Con- dam- na- tions.	Sentence.			Offenses
	Op- tion of a fine. — Sur option	Com- mitted without option. — Empri- sonnés sans option.	De- ferred &c. — Re- mise, etc.			Op- tion of a fine. — Sur option	Com- mitted without option. — Empri- sonnés sans option.	De- ferred &c. — Re- mise, etc.	
M.   F.					M.   F.				
...	...	...	...	...	...	...	...	...	Inf. à la loi des restrict. conc. les aubains.
56 8	62	2	3	1	4	...	...	...	Falsification de substances alimentaires.
27 1	27	1	...	...	...	...	...	...	Voies de fait.
4 ...	3	1	...	...	...	...	...	...	Perturbation de la paix.
...	1	...	...	...	...	...	...	...	Port d'armes illégal.
...	1	...	...	...	...	...	...	...	Mépris de cour.
...	...	...	...	...	...	...	...	...	Cruauté envers les animaux.
...	...	...	...	...	...	...	...	...	Perturbation de réunions religieuses et autres.
1 ...	1	...	...	...	...	...	...	...	Infractions aux lois de chasse et de pêche.
...	...	...	...	...	...	...	...	...	“ défendant le jeu.
...	...	...	...	...	...	...	...	...	“ d'immigration.
...	...	...	...	...	...	...	...	...	Incorrigibilité.
...	...	...	...	...	...	...	...	...	Infractions aux lois d'inspection et ventes.
...	...	...	...	...	...	...	...	...	Larcin.
...	...	...	...	...	...	...	...	...	“ de chiens, oiseaux, etc.
168 8	154	22	17	4	12	7	2	...	Infractions aux lois des licences de boissons
...	...	...	...	...	...	...	...	...	et de prohibition
1 ...	1	...	...	...	...	...	...	...	Contravention aux lois concernant la vente
...	...	...	...	...	...	...	...	...	de boissons aux Sauvages.
9 ...	4	5	...	...	...	...	...	...	Domages malicieux à la propriété.
9 ...	9	...	...	...	...	...	...	...	Autres domages à la propriété.
...	...	...	...	...	...	...	...	...	Infractions aux lois concernant les maîtres et
...	...	...	...	...	...	...	...	...	serveurs.
...	...	...	...	...	...	...	...	...	Inf. aux lois concernant les méd. et les dent.
...	...	...	...	...	...	...	...	...	“ de la milice.
17 ...	16	1	...	...	...	...	...	...	Divers délits.
172 10	89	93	...	...	...	...	...	...	Contraventions aux lois municipales.
2 ...	2	...	9	...	9	...	...	...	Pratiquant divers états sans licence.
2 ...	2	...	2	...	2	...	...	...	Infractions aux lois sur l'hygiène publique.
83 ...	71	12	33	1	33	...	...	...	Délits ayant rapport aux chemins publics.
...	...	...	...	...	...	...	...	...	Refusant de pourvoir aux besoins de la fa-
...	...	...	...	...	...	...	...	...	mille et négligence des enfants.
...	...	...	...	...	...	...	...	...	1 Inf. aux lois concern. l'opium et les drogues.
...	...	...	...	...	...	...	...	...	Infractions aux lois concern. les pharmaciens.
...	...	...	...	...	...	...	...	...	Profanation du dimanche.
...	...	...	10	...	4	...	...	...	6 Infractions aux lois des chemins de fer.
...	...	...	...	...	...	...	...	...	Délits contre le revenu de l'Etat.
...	...	...	...	...	...	...	...	...	Infractions aux lois maritimes.
3 1	2	2	...	...	...	...	...	...	Menaces et langage injurieux.
...	...	...	...	...	...	...	...	...	Empiétement.
24 10	6	7	21	...	...	...	...	...	Vagabondage.
825 12	778	4	55	179	11	169	1	20	Ivresse.
1 ...	1	...	...	...	...	...	...	...	Exposition indécente.
9 3	11	1	1	1	2	...	...	...	Langage insultant, obscène, profane.
...	...	...	...	...	...	...	...	...	Fréquentant des maisons de désordre.
22 ...	13	2	7	1	...	1	...	...	Conduite déréglée.
...	...	...	...	...	...	...	...	...	Infractions aux lois des poids et mesures.
1 ...	...	1	...	...	...	...	...	...	Aliénation mentale.
1,436 54	1,253	36	201	255	18	235	9	29	Totaux.

TABLE V.—Summary convictions by police magistrates and other justices.

Offences	PROVINCE OF NOVA SCOTIA—Continued.							
	CUMBERLAND.				DIGBY.			
	Con- vic- tions. — Con- dam- na- tions.	Sentence.			Con- vic- tions. — Con- dam- na- tions.	Sentence.		
		Op- tion of a fine.	Com- mitted without option.	De- ferred &c.		Op- tion of a fine.	Com- mitted without option.	De- ferred &c.
		Sur option	Em- pri- sonnés sans option.	Re- mise, etc.		Sur option	Em- pri- sonnés sans option.	Re- mise, etc.
	M.	F.			M.	F.		
Alien Restrictions Act .....								
Adulteration of food .....								
Assaults .....	8	1	9					
Breach of peace .....	26	3	29					
Carrying fire-arms and unlawful weapons .....								
Contempt of court .....								
Cruelty to animals .....	1		1		1		1	
Disturbing religious and like meetings .....								
Fishery and Game Acts, offences against .....								
Gambling Acts, offences against .....								
Immigration Act .....								
Incorrigibility .....					3		2	1
Inspection and Sales Act, offences against .....								
Larceny .....								
“ of dogs, birds, &c. ....								
“ of timber, trees, fruits, &c. ....								
Liquor License and Prohibition Acts, offences against .....	11	2	10	3	3	1	1	3
Violation of Indian liquor law .....								
Malicious injury to property .....	1		1					
Other damage to property .....	1		1					
Master's and Servant's Acts, offences against .....								
Medical and Dentistry Acts, offences against .....								
Militia Acts .....	2		2					
Miscellaneous offences .....								
Municipal Acts and By-Laws, breaches of .....	10		10					
Exercising various callings without license .....								
Health By-laws, offences against .....								
Highways, offences relating to .....					7		7	
Non-support of family and neglect of children .....	2				2			
Opium and Drug Act, offences against .....								
Pharmacy Acts, offences against .....								
Profanation of the Lord's Day .....	1		1					
Railway Acts, offences against .....								
Revenue Laws .....								
Seamen's Acts .....								
Threats and abusive language .....								
Trespass .....	2		2					
Vagrancy .....								
Drunkenness .....	32	4	36		7		7	
Indecent exposure .....								
Insulting, obscene and profane language .....	3		3					
Frequenting bawdy houses .....								
Loose, idle, disorderly .....	3		3					
Weights and Measures Acts, offences against .....								
Insanity .....								
Totals .....	103	10	108	3	21	1	16	5

## SESSIONAL PAPER No. 10c

TABLEAU V.—Condamnations sommaires par magistrats de police et autres juges de paix.

PROVINCE DE LA NOUVELLE-ECOSSE—Suite.									
GUTHBOROUGH.				HALIFAX.					
		Sentence.				Sentence.			
Con- vic- tions. —	Op- tion of a fine.	Com- mitted without option.	De- ferred &c.	Con- vic- tions. —	Op- tion of a fine.	Com- mitted without option.	De- ferred &c.		
Con- dam- na- tions.	Sur option	Empri- sonnés sans option.	Re- mise, etc.	Con- dam- na- tions.	Sur option	Empri- sonnés sans option.	Re- mise, etc.	Offenses.	
M.   F.				M.   F.					
				4		4			Inf. à la loi des restrict. conc. les aubains.
5	5			84	8	54	4	34	Falsification de substances alimentaires.
3	3			113	20	124	5	4	Voies de fait.
				4		2	1	1	Perturbation de la paix.
				6		4		2	Port d'armes illégal.
				6		6			Mépris de cour.
									Cruauté envers les animaux.
									Perturbation de réunions religieuses et autres.
									Infractions aux lois de chasse et de pêche.
									“ défendant le jeu.
									“ d'immigration.
									Incorrigibilité.
				5		4	1		Infractions aux lois d'inspection et ventes.
									Larcin.
									“ de chiens, oiseaux, etc.
				115	17	120	12		“ bois, arbres, fruits, etc.
									Infractions aux lois des licences de boissons et de prohibition.
									Contravention aux lois concernant la vente de boissons aux Sauvages.
1	1			1		1			Dommages malicieux à la propriété.
1	1			24	1	18		7	Autres dommages à la propriété.
									Infractions aux lois concernant les maîtres et serviteurs.
				30			10	20	Inf. aux lois concernant les méd. et les dent.
				1		1			“ de la milice.
				253	10	163	18	87	Divers délits.
				2	1	3			Contraventions aux lois municipales.
				2		2			Pratiquant divers états sans licence.
				96		94	1	1	Inf. aux lois sur l'hygiène publique.
				7		1	1	5	Délits ayant rapport aux chemins publics.
									Refusant de pourvoir aux besoins de la famille et négligence des enfants.
				1		1			Inf. aux lois concern. l'opium et les drogues.
									Infractions aux lois concern. les pharmaciens.
									Profanation du dimanche.
									Infractions aux lois des chemins de fer.
									Délits contre le revenu de l'Etat.
				15			10	5	Infractions aux lois maritimes.
				7	3	5	1	4	Menaces et langage injurieux.
				8		3		5	Empiètement.
				7	4	3	5	3	Vagabondage.
				734	47	771	7	3	Ivresse.
				2	2	3	1		Exposition indécente.
				9	3	12			Langage insultant, obscène, profane.
									Fréquentant des maisons de désordre.
									Conduite déréglée.
									Infractions aux lois des poids et mesures.
									Aliénation mentale.
10	10			1541	116	1,399	77	181	Totaux.

TABLE V.—Summary convictions by police magistrates and other justices.

Offences.	PROVINCE OF NOVA SCOTIA—Continued									
	HANTS.					KING'S.				
	Con- vic- tions. — Con- dam- na- tions.	Sentence.			Con- vic- tions. — Con- dam- na- tions.	Sentence.			Con- vic- tions. — Con- dam- na- tions.	De- ferred &c. — Re- mise, etc.
		Op- tion of a fine.	Com- mitted without option.	De- ferred &c.		Op- tion of a fine.	Com- mitted without option.	De- ferred &c.		
		— Sur option	— Empri- sonnés sans option.	— Re- mise, etc.		— Sur option	— Empri- sonnés sans option.	— Re- mise, etc.		
	M.	F.			M.	F.				
Alien Restrictions Act.....										
Adulteration of food .....										
Assaults .....	2		2		3		3			
Breach of peace.....	1		1		2		2			
Carrying fire-arms and unlawful weapons...					2		2			
Contempt of court .....										
Cruelty to animals.....	1		1							
Disturbing religious and like meetings.....										
Fishery and Game Acts, offences against...	2		2							
Gambling Acts, offences against.....										
Immigration Act .....										
Incorrigibility.....										
Inspection and Sales Act, offences against.....										
Larceny.....										
“ of dogs, birds, &c.....										
“ of timber, trees, fruits, &c.....										
Liquor License and Prohibition Acts, offences against.....	8		8		9		8		1	
Violation of Indian liquor law.....										
Malicious injury to property.....										
Other damage to property.....										
Master's and Servant's Acts, offences against.....										
Medical and Dentistry Acts, offences against.....										
Militia Acts .....										
Miscellaneous offences.....										
Municipal Acts and By-laws, breaches of...	4		4		5		5			
Exercising various callings without license.....										
Health By-laws, offences against.....										
Highways, offences relating to.....	4		4		11		11			
Non-support of family and neglect of child- ren.....										
Opium and Drug Acts, offences against.....										
Pharmacy Acts, offences against.....										
Profanation of the Lord's Day.....										
Railway Acts, offences against.....										
Revenue Laws .....										
Seamen's Acts .....										
Threats and abusive language.....	1		1							
Trespass .....										
Vagrancy.....	1			1						
Drunkenness.....	11		11		15		14	1		
Indecent exposure.....										
Insulting, obscene and profane language..	2		2							
Frequenting bawdy houses.....										
Loose, idle, disorderly.....	5			5						
Weights and Measures Acts, offences against.....										
Insanity.....										
Totals.....	41	1	36	6	47		45	1	1	

## SESSIONAL PAPER No. 10c

TABLEAU v.—Condamnations sommaires par magistrats de police et autres juges de paix.

PROVINCE DE LA NOUVELLE-ÉCOSSE—*Suite.*

LUNENBURG.				PICTOU.				Offenses.	
Sentence.				Sentence.					
Con- vic- tions. —	Op- tion of a fine.	Com- mitted without option.	De- ferred &c.	Con- vic- tions. —	Op- tion of a fine.	Com- mitted without option.	De- ferred &c.		
Con- dam- na- tions.	Sur option	Empri- sonnés sans option.	Re- mise, etc.	Con- dam- na- tions.	Sur option	Empri- sonnés sans option.	Re- mise, etc.		
M.   F.				M.   F.					
1	1			15	3	15	2		1
				47		47			Falsification de substances alimentaires
1		1							Voies de fait.
1	1								Perturbation de la paix.
									Port d'armes illégal.
									Mépris de cour.
									Cruauté envers les animaux.
									Perturbation de réunions religieuses et autres.
									Infractions aux lois de pêche et de chasse.
									“ défendant le jeu.
									“ d'immigration.
									Incorrigibilité.
									Infractions aux lois d'inspection et ventes.
									Larcin.
									“ de chiens, oiseaux, etc.
10	7		3	56	12	57	10	1	“ bois, arbres, fruits, etc.
									Infractions aux lois des licences de boissons et de prohibition.
									Contraventions aux lois concernant la vente de boissons aux Sauvages.
2	2			2		2			Domages malicieux à la propriété.
1	1			1		1			Autres dommages à la propriété.
									Infractions aux lois concernant les maîtres et serviteurs.
1	1								Inf. aux lois concernant les méd. et les dent.
				6		6			“ de la milice.
				6	1	7			Divers délits.
				1		1			Contraventions aux lois municipales.
									Pratiquant divers états sans licence.
				66	1	67			Infractions aux lois sur l'hygiène publique.
				3		3			Délits ayant rapport aux chemins publics.
									Refusant de pourvoir aux besoins de la famille et négligence des enfants.
									Inf. aux lois concern. l'opium et les drogues.
									Infractions aux lois concern. les pharmaciens.
				3	1	4			Profanation du dimanche.
									Infractions aux lois des chemins de fer.
									Délits contre le revenu de l'Etat.
				2	1	3			Infractions aux lois maritimes.
									Menaces et langage injurieux.
									Empiètement.
									Vagabondage.
4	4			606	8	606	6	2	Ivresse.
									Exposition indécente.
				6		6			Langage insultant, obscène, prof. ne.
									Fréquentant des maisons de désord. re.
				31		31			Conduite déréglée.
									Infractions aux lois des poids et mesures.
									Aliénation mentale.
21	17	1	3	851	30	856	21	4	Totaux.

8 GEORGE V, A. 1918

TABLE V.—Summary convictions by police magistrates and other justices.

Offences.	PROVINCE OF NOVA SCOTIA— <i>Concluded.</i>							
	QUEEN'S.				RICHMOND.			
	Con- vic- tions. — Con- dam- na- tions.	Sentence.			Con- vic- tions. — Con- dam- na- tions.	Sentence.		
		Op- tion of a fine.	Com- mitted without option.	De- ferred &c.		Op- tion of a fine.	Com- mitted without option.	De- ferred &c.
		Sur- option	Emprison- nés sans option.	Re- mise, etc.		Sur- option	Emprison- nés sans option.	Re- mise, etc.
	M.	F.			M.	F.		
Alien Restrictions Act.....								
Adulteration of food .....								
Assaults.....	12		12		1		1	
Breach of peace. ....	1	1	2					
Carrying fire-arms and unlawful weapons. ....								
Contempt of court .....								
Cruelty to animals .....								
Disturbing religious and like meetings .....								
Fishery and Game Acts, offences against .....								
Gambling Acts, offences against .....								
Immigration Act .....								
Incorrigibility.....								
Inspection and Sales Act, offences against .....								
Larceny.....								
“ of dogs, birds, &c. ....								
“ of timber, trees, fruits, &c. ....								
Liquor License and Prohibition Acts, offences against .....								
Violation of Indian liquor law.....								
Malicious injury to property .....					1			1
Other damage to property.....								
Master's and Servant's Acts, offences against .....								
Medical and Dentistry Acts .....								
Militia Acts .....								
Miscellaneous offences.....								
Municipal Acts and By-Laws, breaches of .....	1		1					
Exercising various callings without license. ....								
Health By-laws, offences against.....								
Highways, offences relating to. ....	1		1		1		1	
Non-support of family and neglect of children. ....								
Opium and Drug Acts, offences against.....								
Pharmacy Acts, offences against .....								
Profanation of the Lord's Day .....								
Railway Acts, offences against.....								
Revenue Laws .....								
Seamen's Acts .....								
Threats and abusive language. ....								
Trespass.....								
Vagrancy.....								
Drunkenness.....	2		2					
Indecent exposure.....	1		1					
Insulting, obscene and profane language. ....								
Frequenting bawdy houses.....								
Loose, idle, disorderly.....								
Weights and Measures Acts, offences against .....								
Insanity.....								
Totals .....	18	1	19		3		2	1

## SESSIONAL PAPER No. 10c

TABLEAU V.—Condamnations sommaires par magistrats de police et autres juges de paix.

PROVINCE DE LA NOUVELLE-ÉCOSSE—Fin.									
SHELBURNE.				YARMOUTH.				Offenses.	
Con- vic- tions.		Sentence.		Con- vic- tions.		Sentence.			
		Op- tion of a fine.	Com- mitted without option.			Op- tion of a fine.	Com- mitted without option.		
Con- dam- na- tions.	Sur option	Em- pri- sonnés sans option.	De- ferred &c.	Con- dam- na- tions.	Sur option	Em- pri- sonnés sans option.	De- ferred &c.		
M.	F.			M.	F.				
								Inf. à la loi des restrict. conc. les aubains.	
								Falsification de substances alimentaires.	
								Voies de fait.	
2	3	5		1			1	Perturbation de la paix.	
				1		1		Port d'armes illégal.	
								Mépris de cour.	
								Cruauté envers les animaux.	
								Perturbation de réunions religieuses et autres.	
								Infraction aux lois de pêche et de chasse.	
								" défendant le jeu.	
								" d'immigration.	
								Incorrigibilité.	
								Infractions aux lois d'inspection et ventes.	
								Larcin.	
								" de chiens, oiseaux, etc.	
								" bois, arbres, fruits, etc.	
1		1		2		1	1	Infractions aux lois des licences de boissons et de prohibition.	
								Contravention aux lois concernant la vente de boissons aux Sauvages.	
				1		1		Dommages malicieux à la propriété.	
								Autres dommages à la propriété.	
								Infractions aux lois concernant les maîtres et serviteurs.	
								Inf. aux lois concernant les méd. et les dent.	
								" de la milice.	
				16		16		Divers délits.	
								Contraventions aux lois municipales.	
								Pratiquant divers états sans licence.	
								Infractions aux lois sur l'hygiène publique.	
				20		20		Délits ayant rapport aux chemins publics.	
								Refusant de pourvoir aux besoins de la famille et négligence des enfants.	
								Inf. aux lois concern. l'opium et les drogues.	
								Infract. aux lois concern. les pharmaciens.	
								Profanation du dimanche.	
								Infractions aux lois des chemins de fer.	
								Délits contre le revenu de l'Etat.	
								Infractions aux lois maritimes.	
								Menaces et langage injurieux.	
								Empiètement.	
				3		1	2	Vagabondage.	
4		4		27		27		Ivresse.	
								Exposition indécente.	
				1	1	2		Langage insultant, obscène, profane.	
								Fréquentant des maisons de désordre.	
				7	1	8		Conduite déréglée.	
								Infractions aux lois des poids et mesures.	
								Aliénation mentale.	
7	3	10		78	3	77	3	1	Totaux.

TABLE V.—Summary convictions by police magistrates and other justices.

Offences.	PROVINCE OF NEW BRUNSWICK.							
	CARLETON.				CHARLOTTE.			
	Con- vic- tions — Con- dam- na- tions.	Sentence.			Con- vic- tions. — Con- dam- na- tions.	Sentence.		
		Op- tion of a fine. — Sur option	Com- mitted without option. — Empri- sonnés sans option.	De- ferred &c. — Re- mise, etc.		Op- tion of a fine. — Sur option	Com- mitted without option. — Empri- sonnés sans option.	De- ferred &c. — Re- mise, etc.
M.	F.			M.	F.			
Alien Restrictions Act.....								
Adulteration of food.....								
Assaults.....	1		1		1	1	2	
Breach of peace.....	2		2					
Carrying fire-arms and unlawful weapons...	1		1					
Contempt of court.....								
Cruelty to animals.....								
Disturbing religious and like meetings.....								
Fishery and Game Acts, offences against...	2		2		6		6	
Gambling Acts, offences against.....								
Immigration Act.....								
Incorrigibility.....								
Inspection and Sales Act, offences against...								
Larceny.....								
“ of dogs, birds, &c.....								
“ of timber, trees, fruits, &c.....								
Liquor License and Prohibition Acts, offences against.....	22	1	22	1	46		46	
Violation of Indian liquor law.....								
Malicious injury to property.....								
Other damage to property.....								
Master's and Servant's Acts, offences against								
Medical and Dentistry Acts, offences against								
Militia Acts.....	2		2					
Miscellaneous offences.....								
Municipal Acts and By-laws, breaches of...								
Exercising various callings without license.								
Health By-laws, offences against.....								
Highways, offences relating to.....					9		9	
Non-support of family and neglect of child- ren.....								
Opium and Drug Acts, offences against.....								
Pharmacy Acts, offences against.....								
Profanation of the Lord's Day.....								
Railway Acts, offences against.....					1			1
Revenue Laws.....								
Seamen's Acts.....								
Threats and abusive language.....								
Trespass.....								
Vagrancy.....	1		1					
Drunkenness.....	26		25	1	95	1	96	
Indecent exposure.....								
Insulting, obscene and profane language...	3		3					
Frequenting bawdy houses.....								
Loose, idle, disorderly.....								
Weights and Measures Acts, offences against.								
Insanity.....								
Totals.....	60	1	56	5	158	2	159	1

## SESSIONAL PAPER No. 10c

TABLEAU V.—Condamnations sommaires par magistrats de police et autres juges de paix.

PROVINCE DU NOUVEAU-BRUNSWICK.									
KING'S.				NORTHUMBERLAND.				Offenses.	
Sentence.				Sentence.					
Con- vic- tions. — Con- dam- na- tions.	Op- tion of a fine.	Com- mitted without option.	De- ferred &c.	Con- vic- tions. — Con- dam- na- tions.	Op- tion of a fine.	Com- mitted without option.	De- ferred &c.		
M.   F.	Sur option	Empri- sonnés sans option.	Re- mise, etc.	M.   F.	Sur option	Empri- sonnés sans option.	Re- mise, etc.		
1	1			14	13			Inf. à la loi des restrict. conc. les aubains.	
				5	2	7	1	Falsification de substances alimentaires.	
				2	2			Voies de fait.	
				1	1			Perturbation de la paix.	
				4	4			Port d'armes illégal.	
								Mépris de cour.	
								Cruauté envers les animaux.	
								Perturbation de réunions religieuses et autres.	
								Infractions aux lois de chasse et de pêche	
								" défendant le jeu.	
								" d'immigration.	
								Incorrigible.	
								Infractions aux lois d'inspection et ventes.	
								Larcin.	
								" de chiens, oiseaux, etc.	
								" bois, arbres, fruits, etc.	
3	1	4		47	4	51		Infractions aux lois des licences de boissons	
								et de prohibition.	
								Contravention aux lois concernant la vente	
				4	4			de boissons aux Sauvages.	
								Domages malicieux à la propriété.	
								Autres dommages à la propriété.	
								Infractions aux lois concernant les maîtres et	
								serviteurs.	
8		8		12	11		1	Inf. aux lois concernant les méd. et les dent.	
				1	1			" de la milice.	
8	8			8	8			Divers délits.	
								Contraventions aux lois municipales.	
								Pratiquant divers états sans licence.	
								Infractions aux lois sur l'hygiène publique.	
2	2							Délits ayant rapport aux chemins publics.	
								Refusant de pourvoir aux besoins de la fa-	
								mille.	
1	1							Inf. aux lois concern. l'opium et les drogues.	
								Infract. aux lois concern. les pharmaciens.	
								Profanation du dimanche.	
								Infractions aux lois des chemins de fer.	
				5	5			Délits contre le revenu de l'Etat.	
				3	2	5		Infractions aux lois maritimes.	
								Menaces et langage injurieux.	
				7	2	7	1	Empiètement.	
6	6			138	2	138		1 Vagabondage.	
							2	2 Ivresse.	
								Exposition indécente.	
								Langage insultant, obscène, profane.	
								Fréquentant des maisons de désordre.	
								Conduite déréglée.	
								Infractions aux lois des poids et mesures.	
								Aliénation mentale.	
29	1	22	8	251	12	257	1	5	Totaux.

TABLE V.—Summary convictions by police magistrates and other justices.

Offences.	PROVINCE OF NEW BRUNSWICK—Continued.									
	ST. JOHNS. — ST-JEAN.					WESTMORLAND.				
	Con- vic- tions. — Con- dam- na- tions.	Sentence.			Con- vic- tions. — Con- dam- na- tions.	Sentence.				
		Op- tion of a fine. — Sur option	Com- mitted without option. — Empri- sonnés sans option.	De- ferred &c. — Re- mise, etc.		Op- tion of a fine. — Sur option	Com- mitted without option. — Empri- sonnés sans option.	De- ferred &c. — Re- mise, etc.		
M.	F.				M.	F.				
Alien Restrictions Act.....										
Adulteration of food.....										
Assaults.....	28		28		14	2	15		1	
Breach of peace.....	14	1	15		3		3			
Carrying fire-arms and unlawful weapons...	1		1							
Contempt of court.....										
Cruelty to animals.....	2		2		1				1	
Disturbing religious and like meetings...										
Fishery and Game Acts, offences against...					9		9			
Gambling Acts.....	21		21		2	1	3			
Immigration Act.....										
Incorrigibility.....										
Inspection and Sales Act, offences against...										
Larceny.....										
“ of dogs, birds, &c.....										
“ of timber, trees, fruits, &c.....										
Liquor License and Prohibition Acts, offences against.	66	1	67		92	5	93		4	
Violation of Indian liquor law.....										
Malicious injury to property.....	3	1	4		1				1	
Other damage to property.....					2					2
Master's and Servant's Acts, offences against										
Medical and Dentistry Acts, offences against										
Militia Acts.....										
Miscellaneous offences.....					3		2		1	
Municipal Acts and By-laws, breaches of...	78	2	80		146	6	149			3
Exercising various callings without license					3		2			1
Health By-laws, offences against.....										
Highways, offences relating to.....	1		1		11		11			
Non-support of family and neglect of child- ren.....					2		2			
Opium and Drug Acts, offences against.....						1	1			
Pharmacy Acts, offences against.....										
Profanation of the Lord's Day.....						2	2			
Railway Acts, offences against.....										
Revenue Laws.....										
Seamen's Acts.....										
Threats and abusive language.....	6		6		2	2	4			
Trespass.....										
Vagrancy.....	26	16	34	8	27	13	36		4	
Drunkenness.....	806	13	815	4	298	4	301			1
Indecent exposure.....	2	1	3		7		7			
Insulting, obscene and profane language..	28		28		7	1	8			
Frequenting bawdy houses.....					6		6			
Loose, idle, disorderly.....	5		5		3		3			
Weights and Measures Acts, offences against.										
Insanity.....										
Totals.....	1087	35	1,110	12	639	37	657		12	7

## SESSIONAL PAPER No. 10c

TABLEAU V.—Condamnations sommaires par magistrats de police et autres juges de paix.

PROVINCE OF NEW BRUNSWICK— <i>Concluded.</i>															
PROVINCE DU NOUVEAU-BRUNSWICK— <i>Fin.</i>															
YORK.				Totals of New Brunswick.				Totaux du Nouv.-Brunswick.							
Con- vic- tions. — Con- dam- na- tions.	Sentence.			Con- vic- tions. — Con- dam- na- tions.	Sentence.			Con- vic- tions. — Con- dam- na- tions.	Sentence.			Offenses			
	Op- tion of a fine.	Com- mitted without option.	De- ferred &c.		Op- tion of a fine.	Com- mitted without option.	De- ferred &c.		Op- tion of a fine.	Com- mitted without option.	De- ferred &c.				
M.   F.	Sur option	Empri- sonnés sans option.	Re- mise, etc.	M.   F.	Sur option	Empri- sonnés sans option.	Re- mise, etc.	M.   F.	Sur option	Empri- sonnés sans option.	Re- mise, etc.				
...	...	...	...	1	...	...	...	1	...	...	...	Inf. à la loi des restrict. conc. les a			
3	1	...	2	61	3	30	1	3	...	...	...	Falsification de substances alimentaires.			
4	4	...	...	28	3	31	...	...	...	...	...	Voies de fait.			
4	1	...	3	8	...	5	...	...	...	...	...	Perturbation de la paix.			
...	...	...	...	...	...	...	...	...	...	...	...	Port d'armes illégal.			
2	2	...	...	6	...	5	1	...	...	...	...	Mépris de cour.			
3	3	...	...	3	...	3	...	...	...	...	...	Cruauté envers les animaux.			
2	1	1	...	23	...	22	1	...	...	...	...	Perturbation de réunions religieuses et autres.			
...	...	...	...	23	1	24	...	...	...	...	...	Infractions aux lois de chasse et de pêche.			
...	...	...	...	...	...	...	...	...	...	...	...	" défendant le jeu.			
...	...	...	...	...	...	...	...	...	...	...	...	" d'immigration.			
...	...	...	...	...	...	...	...	...	...	...	...	Incorrigibilité.			
...	...	...	...	...	...	...	...	...	...	...	...	Infractions aux lois d'inspection et vente.			
...	...	...	...	...	...	...	...	...	...	...	...	Larcin.			
...	...	...	...	...	...	...	...	...	...	...	...	" de chiens, oiseaux, etc.			
23	1	6	17	1	299	13	289	22	1	...	...	" bois, arbres, fruits, etc.			
...	...	...	...	...	...	...	...	...	...	...	...	Infractions aux lois des licences de boissons.			
...	...	...	...	...	...	...	...	...	...	...	...	et de prohibition.			
2	2	...	...	10	1	10	1	...	...	...	...	Contravention aux lois concernant la vente			
...	...	...	...	2	...	...	...	...	...	...	...	de boissons aux Sauvages.			
...	...	...	...	...	...	...	...	...	...	...	...	Dommages malicieux à la propriété.			
...	...	...	...	...	...	...	...	...	...	...	...	2 Autres dommages à la propriété.			
...	...	...	...	...	...	...	...	...	...	...	...	Infractions aux lois concernant les maîtres et			
...	...	...	...	...	...	...	...	...	...	...	...	serviteurs.			
...	...	...	...	22	...	11	10	1	...	...	...	Inf. aux lois concernant les méd. et les dent.			
1	1	...	...	5	...	4	1	...	...	...	...	" de la milice.			
11	5	...	6	251	8	250	...	...	...	...	...	Divers délits.			
9	5	...	4	12	...	7	...	...	...	...	...	9 Contraventions aux lois municipales.			
1	1	...	...	1	...	1	...	...	...	...	...	5 Pratiquant divers états sans licence.			
30	1	25	6	53	1	48	...	...	...	...	...	Infractions aux lois sur l'hygiène publique.			
1	...	...	1	3	...	2	...	...	...	...	...	6 Délits ayant rapport aux chemins publics.			
...	...	...	...	...	...	...	...	...	...	...	...	1 Refusant de pourvoir aux besoins de la fa-			
...	...	...	...	...	...	...	...	...	...	...	...	mille et négligence des enfants.			
...	...	...	...	...	...	...	...	...	...	...	...	Inf. aux lois concern. l'opium et les drogues.			
...	...	...	...	...	1	1	...	...	...	...	...	Infractions aux lois concern. les pharmaciens.			
1	1	...	...	1	2	3	...	...	...	...	...	Profanation du dimanche.			
...	...	...	...	...	...	...	...	...	...	...	...	Infractions aux lois des chemins de fer.			
...	...	...	...	...	...	...	...	...	...	...	...	1 Délits contre le revenu de l'Etat.			
...	...	...	...	...	...	...	...	...	...	...	...	Infractions aux lois maritimes.			
...	...	...	...	5	...	5	...	...	...	...	...	Menaces et langage injurieux.			
...	...	...	...	11	4	15	...	...	...	...	...	Empiètement.			
7	2	1	2	6	68	33	78	16	...	...	...	7 Vagabondage.			
123	4	87	17	23	1492	24	1,468	22	...	...	...	26 Ivresse.			
...	...	...	...	...	9	1	10	...	...	...	...	Exposition indécente.			
12	1	8	1	4	56	2	47	1	...	...	...	4 Langage insultant, obscène, profane.			
...	...	...	...	...	6	6	...	...	...	...	...	Fréquentant des maison de désordre.			
4	4	...	...	12	...	12	...	...	...	...	...	Conduite déréglée.			
...	...	...	...	...	...	...	...	...	...	...	...	Infractions aux lois des poids et mesures.			
...	...	...	...	...	...	...	...	...	...	...	...	Aliénation mentale.			
243	9	158	38	56	2467	97	2,419	76	69	...	...	.....Totaux.			

TABLE V.—Summary convictions by police magistrates and other justices.

Offences.	PROVINCE OF QUEBEC.							
	ARTHABASKA.				BEAUCE.			
	Con- vic- tions. — Con- dam- na- tions.	Sentence.			Con- vic- tions. — Con- dam- na- tions.	Sentence.		
		Op- tion of a fine.	Com- mitted without option.	De- ferred &c.		Op- tion of a fine.	Com- mitted without option.	De- ferred &c.
		Sur option	Em- pri- sonnés sans option	Re- mise, etc.		Sur option	Em- pri- sonnés sans option.	Re- mise, etc.
	M.	F.			M.	F.		
Alien Registrations Act.....								
Adulteration of Food.....								
Assaults.....	17		15		2	6	6	
Breach of peace.....					1		1	
Carrying fire-arms and unlawful weapons..	1		1					
Contempt of court.....								
Cruelty to animals.....								
Disturbing religious and like meetings.....								
Fishery and Game Acts, offences against..								
Gambling Acts ".....	1		1					
Immigration Acts ".....								
Incorrigibility.....								
Inspection and Sales Acts, offences against.								
Larceny.....								
" of dogs, birds, &c.....								
" of timber, trees, fruits, &c.....								
Liquor License and Prohibition Acts, offences against.....	24		24		22	1	23	
Violation of Indian liquor law.....								
Malicious injury to property.....								
Other damage to property.....					1		1	
Master's and Servant's Acts, offences against								
Medical and Dentistry Acts, offences against								
Militia Act " ".....								
Miscellaneous minor offences.....	2		2					
Municipal Acts and By-laws, breaches of...	1		1					
Exercising various callings without license					7		7	
Health By-laws, offences against.....								
Highways, offences relating to.....	3		3		4		4	
Non-support of family and neglect of child- ren.....								
Opium and Drug Act, offences against.....								
Pharmacy Acts, offences against.....								
Profanation of the Lord's Day.....								
Railway Acts, offences against.....								
Revenue Laws ".....								
Seamen's Acts ".....								
Threats and abusive language.....								
Trespass.....								
Vagrancy.....	4		3		1	4	4	
Drunkenness.....								
Indecent exposure.....								
Insulting, obscene and profane language..								
Frequenting bawdy houses.....								
Loose, idle, disorderly.....								
Weights and Measures Acts, offences against								
Insanity.....								
Totals.....	52	1	50		3	45	1	46

## SESSIONAL PAPER No. 10c

TABLEAU V.—Condamnations sommaires par magistrats de police et autres juges de paix.

PROVINCE DE QUÉBEC.									
BEAUHARNOIS.				BEDFORD.					
Con- vic- tions. — Con- dam- na- tions.		Sentence.		Con- vic- tions. — Con- dam- na- tions.		Sentence.		Offense .	
		Op- tion of a fine. — Sur option	Com- mitted without option. — Empri- sonnés sans option.			Op- tion of a fine. — Sur option	Com- mitted without option. — Empri- sonnés sans option.		
M.	F.			M.	F.				
									Inf. à la loi des restrict. conc. les aubains.
8		8		1		1			Falsification de substances alimentaires.
				6	2	5		3	Voies de fait.
1		1		3				3	Perturbation de la paix.
									Port d'armes illégal.
				4				4	Mépris de cour.
									Cruauté envers les animaux.
3		3							Perturbation de réunions religieuses et autres.
									Infractions aux lois de chasse et de pêcheries.
									“ défendant le jeu.
									“ d'immigration.
									Incorrigibilité.
									Infractions aux lois d'inspection et ventes.
									Larcin.
									“ de chiens, oiseaux, etc.
19	1	20		18		18			“ bois, arbres, fruits, etc.
									Infractions aux lois des licences de boissons
									et de prohibition.
									Contraventions aux lois concernant la vente
									de boissons aux Sauvages.
									Dommages malicieux à la propriété.
									Autres dommages à la propriété.
									Infractions aux lois concernant les maîtres et
									serviteurs.
1		1		3		2		1	Inf. aux lois concernant les méd. et les dent.
									“ de la milice.
10		8		2	3	3			Divers délits.
									Contraventions aux lois municipales.
									Pratiquant divers états sans licence.
8		8		30	2	30		2	Infractions aux lois sur l'hygiène publique.
3		3		1				1	Délits ayant rapport aux chemins publics.
									Refusant de pourvoir aux besoins de la fa-
									mille et négligence des enfants.
									Inf. aux lois concern. l'opium et les drogues.
									Infract. aux lois concern. les pharmaciens.
									Profanation du dimanche.
3		3		2		2			Infractions aux lois des chemins de fer.
									Délits contre le revenu de l'Etat.
									Infractions aux lois maritimes.
									Menaces et langage injurieux.
7	1	8		8		3		1	Empiètement.
17		17		2		2		4	Vagabondage.
									Ivresse.
									Exposition indécente.
									Langage insultant, obscène, profane.
									Fréquentant des maisons de désordre
									Conduite déréglée.
									Infraction aux lois des poids et mesures.
									Aliénation mentale.
80	2	80		2	81	4	66	2	17
.....Totaux.									

TABLE V.—Summary convictions by police magistrates and other justices.

PROVINCE OF QUEBEC—Continued.								
Offences	CHICOUTIMI.				GASPÉ.			
	Con- vic- tions. — Con- dam- na- tions.	Sentence.			Con- vic- tions. — Con- dam- na- tions.	Sentence.		
		Op- tion of a fine. — Sur option	Com- mitted without option. — Empri- sonnés sans option.	De- ferred &c. — Re- mise, etc.		Op- tion of a fine. — Sur option	Com- mitted without option. — Empri- sonnés sans option.	De- ferred &c. — Re- mise, etc.
M.	F.				M.	F.		
Alien Restrictions Act .....								
Adulteration of food .....					2		2	
Assaults .....					8		8	
Breach of peace .....								
Carrying fire-arms and unlawful weapons .....								
Contempt of court .....								
Cruelty to animals .....								
Disturbing religious and like meetings .....								
Fishery and Game Acts, offences against .....	7		7		1		1	
Gambling Acts .....					1		1	
Immigration Act .....								
Incorrigibility .....								
Inspection and Sales Act, offences against .....								
Larceny .....								
“ of dogs, birds, &c. ....								
“ of timber, trees, fruits, &c. ....								
Liquor License and Prohibition Acts, offences against .....	12		12		16		16	
Violation of Indian liquor law .....								
Malicious injury to property .....								
Other damage to property .....					1		1	
Master's and Servant's Acts, offences against .....					1		1	
Medical and Dentistry Acts, offences against .....								
Militia Acts .....	2		2		3		3	
Miscellaneous minor offences .....								
Municipal Acts and By-laws, breaches of .....	3		3					
Exercising various callings without license .....					1		1	
Health By-laws, offences against .....								
Highways, offences relating to .....	12		12					
Non support of family and neglect of children .....								
Opium and Drug Acts, offences against .....								
Pharmacy Acts, offences against .....								
Profanation of the Lord's Day .....								
Railway Acts, offences against .....	4		4					
Revenue Laws .....								
Seamen's Acts .....								
Threats and abusive language .....								
Trespass .....								
Vagrancy .....					2		2	
Drunkenness .....								
Indecent exposure .....								
Insulting, obscene and profane language .....								
Frequenting bawdy houses .....								
Loose, idle, disorderly .....								
Weights and Measures Acts, offences against .....								
Insanity .....								
Totals .....	40		40		36		36	

## SESSIONAL PAPER No. 10c

TABLEAU v.—Condamnations sommaires par magistrats de police et autres juges de paix.

PROVINCE DE QUÉBEC—Suite.										
IBERVILLE.					JOLIETTE.					
Con- vic- tions. — Con- dam- na- tions.  M.   F.		Sentence.			Con- vic- tions. — Con- dam- na- tions.  M.   F.		Sentence.			Offenses.
		Op- tion of a fine. — Sur option	Com- mitted without option. — Empri- sonnés sans option.	De- ferred &c. — Re- mise, etc.			Op- tion of a fine. — Sur option	Com- mitted without option. — Empri- sonnés sans option.	De- ferred &c. — Re- mise, etc.	
1	1	1		1	2	2				Inf. à loi des restrict. conc. les aubains.
					2	2				Falsification de substances alimentaires.
										Voies de fait.
1			1							Perturbation de la paix.
										Port d'armes illégal.
										Mépris de cour.
										Cruauté envers les animaux.
										Perturbation de réunions religieuses et autres.
										Infractions aux lois de chasse et de pêche.
										“ défendant le jeu.
										“ d'immigration.
										Incorrigible.
										Infractions aux lois d'inspection et ventes.
										Larcin.
										“ de chiens, oiseaux, etc.
6	1	7								“ bois, arbres, fruits, etc.
										Infractions aux lois des licences de boissons
										et de prohibition
1			1							Contraventions aux lois concernant la vente
										de boissons aux Sauvages
										Domnages malicieux à la propriété.
										Autres dommages à la propriété.
										Infractions aux lois concernant les maîtres et
										serveiteurs.
3			3		1	1				Inf. aux lois concernant la méd. et les dent.
										“ la milice.
6		6								Divers petits délits.
1		1								Contraventions aux lois municipales.
										Pratiquant divers états sans licence.
38		37		1	2	2				Infractions aux lois sur l'hygiène publique
1		1								Délits ayant rapport aux chemins publics.
										Refusant de pourvoir aux besoins de la fa-
1		1								mille et négligence des enfants.
										Inf. aux lois concern. l'opium et les drogues.
										Infract. aux lois concern. les pharmaciens.
										Profanation du dimanche.
3				3						Infractions aux lois des chemins de fer.
										Délits contre le revenu de l'Etat.
										Infractions aux lois maritimes.
										Menaces et langage injurieux.
15	2	5		7	5					Empiètement.
1		1			5	5				Vagabondage.
										Ivresse.
										Exposition indécente.
										Langage insultant, obscène, profane.
										Fréquentant des maisons de désordre.
										Conduite déréglée.
										Infractions aux lois des poids et mesures.
										Aliénation mentale.
78	4	60		12	12	12				Totaux.

TABLE VI.—Summary convictions by police magistrates and other justices.

Offences.	PROVINCE OF QUEBEC—Continued.							
	KAMOURASKA.				MONTREAL.			
	Con- vic- tions. — Con- dam- na- tions.	Sentence.			Con- vic- tions. — Con- dam- na- tions.	Sentence.		
		Op- tion of a fine.	Com- mitted without option.	De- ferred &c.		Op- tion of a fine.	Com- mitted without option.	De- ferred &c.
		Sur option	Empri- sonnés sans option.	Re- mise, etc.		Sur option	Empri- sonnés sans option.	Re- mise, etc.
	M.	F.			M.	F.		
Alien Restrictions Act.....								
Adulteration of food .....	7		4		3	1	1	
Assaults.....					1		1	
Breach of peace.....	1		1					
Carrying fire-arms and unlawful weapons...								
Contempt of court.....								
Cruelty to animals .....								
Disturbing religious and like meetings.....								
Fishery and Game Acts, offences against...								
Gambling Acts, offences against.....								
Immigration Act .....								
Incorrigibility.....								
Inspection and Sales Act, offences against...								
Larceny.....								
" of dogs, birds, &c.....								
" of timber, trees, fruits, &c.....								
Liquor License and Prohibition Acts, offences against .....	21	1	22		7		7	
Violation of Indian liquor law.....								
Malicious injury to property.....					12		12	
Other damage to property .....								
Master's and Servant's Acts, offences against								
Medical and Dentistry Acts, offences against								
Militia Acts .....	3		3					
Miscellaneous offences .....	3		3					
Municipal Acts and By-Laws, breaches of...								
Exercising various callings without license					2		2	
Health By-laws, offences against.....	28		28					
Highways, offences relating to.....								
Non support of family and neglect of child- ren.....								
Opium and Drug Act, offences against.....								
Pharmacy Acts, offences against .....								
Profanation of the Lord's Day.....								
Railway Acts, offences against.....								
Revenue Laws .....								
Seamen's Acts .....	1				1			
Threats and abusive language.....								
Trespass.....								
Vagrancy.....	1		1					
Drunkenness.....								
Indecent exposure.....								
Insulting, obscene and profane language...								
Frequenting bawdy houses.....								
Loose, idle, disorderly.....								
Weights and Measures Acts, offences against								
Insanity.....								
Totals.....	65	1	62	4	23		23	

## SESSIONAL PAPER No. 10c

TABLEAU VI.—Condamnations sommaires par magistrats de police et autres juges de paix.

PROVINCE DE QUÉBEC—Suite.									
MONTMAGNY.				MONTREAL.					
Sentence.				Sentence.				Offenses.	
Con- vic- tions.	Op- tion of a fine.	Com- mitted without option.	De- ferred &c.	Con- vic- tions	Op- tion of a fine.	Com- mitted without option.	De- ferred &c.		
Con- dam- na- tions.	Sur option	Empri- sonnés sans option.	Re- mise, etc.	Con- dam- na- tions.	Sur option	Empri- sonnés sans option.	Re- mise, etc.		
M.	F.			M.	F.				
				1		1		Inf. à la loi des restrict. conc. les oubains.	
				59	56	1		2 Falsification de substances alimentaires.	
				712 125	688	27		122 Voies de fait.	
				384 77	370			91 Perturbation de la paix.	
				90 2	80	1		11 Port d'armes illégal.	
				1	1			Mépris de cour.	
				94	86			8 Cruauté envers les animaux.	
				6	6			Perturbation de réunions religieuses et autres.	
7	7			9	9			Infractions aux lois de chasse et de pêche.	
				208	204			4 “ défendant le jeu.	
				4	3	1		“ d'immigration.	
				183 89	1	95	176	Incorrigibilité.	
				2	2			Infractions aux lois d'inspection et ventes.	
								Larcin.	
								“ de chiens, oiseaux, etc.	
20	1	21		175 407	570			12 “ bois, arbres, fruits, etc.	
								Infractions aux lois des licences de boissons et de prohibition.	
								Contraventions aux lois concernant la vente de boissons aux Sauvages.	
				99 15	108	2		4 Dommages malicieux à la propriété.	
				110 4	101			13 Autres dommages à la propriété.	
				60 6	61	1		4 Infractions aux lois concernant les maîtres et serviteurs.	
				3	3			Inf. aux lois concernant les méd. et les dent.	
				68	3	51	14	“ de la milice.	
				8	8			Divers délits.	
				1688 37	1,432		293	Contraventions aux lois municipales.	
				228 22	151	32	67	Pratiquant divers états sans licence.	
				972 83	951		104	Infractions aux lois sur l'hygiène publique.	
				1192 20	1,105		107	Délits ayant rapport aux chemins publics.	
				4	2	1		1 Refusant de pourvoir aux b. soins de la famille et négligence des enfants	
				182 12	147	3	44	Inf. aux lois concern. l'opium et les drogues.	
				1	1			Infractions aux lois concern. les pharmaciens.	
				19	16			3 Profanation du dimanche.	
				11	6	2		3 Infractions aux lois des chemins de fer.	
				70 2	70	2		Délits contre le revenu de l'Etat.	
				99	30	15	54	Infractions aux lois maritimes.	
				91 11	78	6	18	Menaces et langage injurieux.	
				190 1	137	10	44	Empiètement.	
				681 587	729	117	422	Vagabondage.	
				4136 565	3,182	5	1,514	Ivresse.	
				173 83	181	27	48	Exposition indécente.	
				3 1	4			Langage insultant, obscène, profane.	
				894 1,083	1,812		165	Fréquentant des maison de désordre.	
				4 3	6			1 Conduite déréglée.	
				20	19			1 Infractions aux lois des poids et mesures.	
				1				1 Aliénation mentale.	
27	1	28		12,936 3 235	12,419	400	3,351	Totaux.	

TABLE V.—Summary convictions by police magistrates and other justic s.

Offences.	PROVINCE OF QUEBEC—Continued.									
	OTTAWA.					QUEBEC.				
	Con- vic- tions. — Con- dam- na- tions.	Sentence.			Con- vic- tions. — Con- dam- na- tions.	Sentence.			De- ferred &c. — Re- mise, etc.	De- ferred &c. — Re- mise, etc.
		Op- tion of a fine. — Sur option	Com- mitted without option — Em- prison- nés. sans option.	De- ferred &c. — Re- mise, etc.		Op- tion of a fine. — Sur option	Com- mitted without option. — Em- prison- nés sans option.			
		M.   F.	M.   F.	M.   F.		M.   F.	M.   F.			
Alien Restrictions Act.....										
Adulteration of food.....										
Assaults.....	19	2	18		3	86	2	58	2	28
Breach of peace.....	3	2	5			18	4	21		1
Carrying fire-arms and unlawful weapons...	1				1	7		5		2
Contempt of court.....										
Cruelty to animals.....	16		16			7		6		1
Disturbing religious and like meetings..						1		1		
Fishery and Game Acts, offences against...						8		7		1
Gambling Acts, offences against.....										
Immigration Act.....										
Incorrigibility.....						4			4	
Inspection and Sales Act, offences against..										
Larceny.....										
“ of dogs, birds, &c.....										
“ of timber, trees, fruits, &c.....										
Liquor License and Prohibition Acts, offences against.....	2	1	1	2		59	3	61	1	
Violation of Indian liquor law.....										
Malicious injury to property.....						5	3	2	6	
Other damage to property.....	5		4		1	16	1	13		4
Master's and Servant's Acts, offences against						1		1		
Medical and Dentistry Acts, offences against										
Militia Acts.....						52			34	18
Miscellaneous offences.....	15		9		6	4	9	2		11
Municipal Acts and By-laws, breaches of...	50	1	41		10	485	33	354		164
Exercising various callings without license	5		5							
Health By-laws, offences against.....						4		2		2
Highways, offences relating to.....						208	3	202	2	7
Non support of family and neglect of child- ren.....	3		1		2	19	1		2	18
Opium and Drug Act, offences against.....						2			2	
Pharmacy Acts, offences against.....										
Profanation of the Lord's Day.....						67		67		
Railway Acts, offences against.....										
Revenue Laws.....						5		5		
Seamen's Acts.....						15			5	10
Threats and abusive language.....	33	7	32		8	28	2	6	1	23
Trespass.....	1		1			4		2		2
Vagrancy.....	32	17	41	1	7	98	68	103	36	22
Drunkenness.....	1742	19	1,512	5	244	921	36	930	1	25
Indecent exposure.....	4		3		1	12		6	2	4
Insulting, obscene and profane language..	2		2							
Frequenting bawdy houses.....	40		38		2	16	6	20	2	
Loose, idle, disorderly.....	52	6	45	1	12	102	10	105		7
Weights and Measures Acts, offences against						8	1	9		
Insanity.....										
Totals.....	2025	55	1,774	9	297	2262	182	1,993	100	351

## SESSIONAL PAPER No. 10c

TABLEAU V.—Condamnations sommaires par magistrats de police et autres juges de paix.

PROVINCE DE QUÉBEC—Suite.									
RICHELIEU.				RIMOUSKI.				Offenses	
Sentence.				Sentence.					
Con- vic- tions. — Con- dam- na- tions.	Op- tion of a fine. — Sur option	Com- mitted without option. — Empri- sonnés sans option.	De- ferred &c. — Re- mise, etc.	Con- vic- tions. — Con- dam- na- tions.	Op- tion of a fine. — Sur option	Com- mitted without option. — Empri- sonnés sans option.	De- ferred &c. — Re- mise, etc.		
M.   F.				M.   F.					
									Inf. à la loi des restrict. conc. les aubains.
5	2	6	1	5		5			Falsification de substances alimentaires.
14	2	15	1						Voies de fait.
									Perturbation de la paix.
									Port d'armes illégal.
									Mépris de cour.
32		32							Cruauté envers les animaux.
				3		3			Perturbation de réunions religieuses et autres.
									Infractions aux lois de pêche et de chasse.
									“ défendant le jeu.
									“ d'immigration.
									Incorrigibilité.
									Infractions aux lois d'inspection et de ventes.
									Larcin.
									“ de chiens, oiseaux, etc.
20	1	21		19	1	20			“ bois, arbres, fruits, etc.
									Infractions aux lois des licences de boissons
									et de prohibition.
									Contravention aux lois concernant la vente
1		1							de boissons aux Sauvages.
									Dommages malicieux à la propriété.
1		1							Autres dommages à la propriété.
									Infractions aux lois concernant les maîtres et
									serveurs.
									Inf. aux lois concernant la méd. et les dent.
									“ de la milice.
1		1							Divers petits délits.
3		3		5		5			Contraventions aux lois municipales.
1		1							Pratiquant divers états sans licence.
									Infractions aux lois sur l'hygiène publique.
1		1		11		11			Délits ayant rapport aux chemins publics.
									Refusant de pourvoir aux besoins de la fa-
									mille et négligence des enfants.
									Inf. aux lois concern. l'opium et les drogues.
									Infractions aux lois concern. les pharmaciens.
									Profanation du dimanche.
									Infractions aux lois des chemins de fer.
									Délits contre le revenu de l'Etat.
									Infractions aux lois maritimes.
									Menaces et langage injurieux.
				23		20	2	1	Empiètement.
73		64	9						Vagabondage.
									Ivresse.
									Exposition indécente.
									Langage insultant, obscène, profane.
									Fréquentant des maisons de désordre.
									Conduite déréglée.
									Infractions aux lois des poids et mesures.
									Aliénation mentale.
152	5	146	11	66	1	64	2	1	Totaux.

TABLE V.—Summary convictions by police magistrates and other justices.

Offences.	PROVINCE OF QUEBEC— <i>Concluded.</i>							
	ROBERVAL.				ST. FRANCIS. ST-FRANÇOIS.			
	Con- vic- tions. — Con- dam- na- tions.	Sentence			Con- vic- tions. — Con- dam- na- tions.	Sentence.		
		Op- tion of a fine.	Com- mitted without option.	De- ferred &c.		Op- tion of a fine.	Com- mitted without option.	De- ferred &c.
		Sur- option	Emprison- sans option.	Re- mise, etc.		Sur- option	Emprison- sans option.	Re- mise, etc.
	M.	F.			M.	F.		
Alien Restrictions Act.....								
Adulteration of food.....								
Assaults.....	2		2		46	3	46	1 2
Breach of peace.....					4		4	
Carrying fire-arms and unlawful weapons.....					2		2	
Contempt of court.....								
Cruelty to animals.....					4		4	
Disturbing religious and like meetings.....								
Fishery and Game Acts, offences against.....	4		4					
Gambling Acts.....								
Immigration Acts.....								
Incorrigibility.....								
Inspection and Sales Acts, offences against.....								
Larceny.....								
“ of dogs, birds, &c.....								
“ of timber, trees, fruits, &c.....								
Liquor License and Prohibition Acts, offences against.....	7		7		46	3	49	
Violation of Indian liquor law.....								
Malicious injury to property.....								
Other damage to property.....					1		1	
Master's and Servant's Acts, offences against.....								
Medical and Dentistry Acts, offences against.....								
Militia Acts.....					13		5	1 7
Miscellaneous offences.....								
Municipal Acts and By-laws, breaches of.....	2		2		17		13	4
Exercising various callings without license.....								
Health By-laws, offences against.....								
Highways, offences relating to.....	2		2		36		36	
Non support of family and neglect of children.....								
Opium and Drug Act, offences against.....					1			1
Pharmacy Acts, offences against.....								
Profanation of the Lord's Day.....					2		2	
Railway Acts, offences against.....					1		1	
Revenue Laws.....					16		16	
Seamen's Acts.....								
Threats and abusive language.....					3	1		4
Trespass.....					1		1	
Vagrancy.....					55	13	54	1 13
Drunkenness.....					478	9	466	2 19
Indecent exposure.....					2	1	1	2
Insulting, obscene and profane language.....								
Frequenting bawdy houses.....					2		2	
Loose, idle, disorderly.....					1		1	
Weights and Measures Acts, offences against.....								
Insanity.....								
Totals.....	17		17		731	30	704	8 49

## SESSIONAL PAPER No. 10c

TABLEAU v.—Condamnations sommaires par magistrats de police et autres juges de paix.

PROVINCE DE QUÉBEC—Fin.									
ST. HYACINTHE.				THREE RIVERS. — TROIS-RIVIÈRES.					
Con- vic- tions. — Con- dam- na- tions.		Sentence.		Con- vic- tions. — Con- dam- na- tions.		Sentence.		Offenses.	
		Op- tion of a fine.	Com- mitted without option.			Op- tion of a fine.	Com- mitted without option.		
M.   F.		Sur option	Em- pri- sonnés sans option.	M.   F.		Sur option	Em- pri- sonnés sans option.		
1			1					Inf. à la loi des restrict. conc. les aubains.	
2	1		3					Falsification de substances alimentaires.	
	1							Voies de fait.	
			1					Perturbation de la paix.	
								Port d'armes illégal.	
								Mépris de cour.	
								Cruauté envers les animaux.	
					14		14	Perturbation de réunions religieuses et autres.	
								Infractions aux lois de pêche et de chasse.	
								“ défendant le jeu.	
								“ d'immigration.	
								Incorrigibilité.	
								Infractions aux lois d'inspection et ventes.	
								Larcin.	
								“ de chins, oiseaux, etc.	
5	1		6		154	2	150	4	2
								Infractions aux lois des licences de boissons et de prohibition.	
1			1					Contravention aux lois concernant la vente de boissons aux Sauvages.	
								Domnages malicieux à la propriété.	
					2		2	Autres dommages à la propriété.	
								Infractions aux lois concernant les maîtres et serveurs.	
					1		1	Inf. aux lois concernant les méd. et les dent.	
								“ de la milice.	
					6		5	Divers délits.	
					5		5	1 Contraventions aux lois municipales.	
								Pratiquant divers états sans licence.	
								Infractions aux lois sur l'hygiène publique.	
2			2		74	1	75	Délits ayant rapport aux chemins publics.	
								Refusant de pourvoir aux besoins de la famille et négligence des enfants.	
								Inf. aux lois concern. l'opium et les drogues.	
1			1					Infractions aux lois concern. les pharmaciens.	
								Profanation du dimanche.	
1			1		8		7	1 Infractions aux lois des chemins de fer.	
								Délits contre le revenu de l'Etat.	
								Infractions aux lois maritimes.	
								Menaces et langage injurieux.	
								Empiètement.	
4	1		1	4	3		3	Vagabondage.	
19			7	11	1	1	1	Ivresse.	
								Exposition indécente.	
								Langage insultant, obscène, profane.	
								Fréquentant des maisons de désordre.	
								Conduite déréglée.	
								Infractions aux lois des poids et mesures.	
								Aliénation mentale.	
36	4		23	16	1	268	3	263	4
									4
								Totaux.	

TABLE V.—Summary convictions by police magistrates and other justices.

Offences.	PROVINCE OF ONTARIO.									
	ALGOMA.					BRANT.				
	Con- vic- tions. — Con- dam- na- tions.	Sentence.			Con- vic- tions. — Con- dam- na- tions.	Sentence.				
		Op- tion of a fine. — Sur option	Com- mitted without option. — Emprisonnés sans option.	De- ferred &c. — Re- mise, etc.		Op- tion of a fine. — Sur option	Com- mitted without option. — Emprisonnés sans option.	De- ferred &c. — Re- mise, etc.		
M.	F.			M.	F.					
Alien Restrictions Act.....	101	...	91	7	3	17	...	17	...	...
Adulteration of food.....	...	...	...	...	...	1	...	1	...	...
Assaults.....	7	...	3	...	4	...	...	...	...	...
Breach of peace.....	...	...	...	...	...	1	...	1	...	...
Carrying fire-arms and unlawful weapons...	1	...	1	...	...	2	...	2	...	...
Contempt of court.....	...	...	...	...	...	...	...	...	...	...
Cruelty to animals.....	2	...	2	...	...	10	...	9	...	1
Disturbing religious and like meetings...	...	...	...	...	...	4	...	2	...	2
Fishery and Game Acts, offences against...	...	...	...	...	...	12	...	12	...	...
Gambling Acts.....	3	...	2	...	1	44	...	40	...	4
Immigration Acts.....	3	...	2	1	...	...	...	...	...	...
Incorrigibility.....	...	...	...	...	...	...	...	...	...	...
Inspection and Sales Act, offences against	...	...	...	...	...	...	...	...	...	...
Larceny.....	...	...	...	...	...	...	...	...	...	...
“ of dogs, birds, &c.....	...	...	...	...	...	...	...	...	...	...
“ of timber, trees, fruits, &c.....	...	...	...	...	...	...	...	...	...	...
Liquor License and Prohibition Acts, offences against.	98	12	64	43	3	46	1	45	1	1
Violation of Indian liquor law...	...	3	...	...	3	...	...	...	...	...
Malicious injury to property...	3	...	1	...	2	...	...	...	...	...
Other damage to property.....	...	...	...	...	...	1	...	1	...	...
Master's and Servant's Acts, offences against	1	...	1	...	...	9	...	9	...	...
Medical and Dentistry Acts, offences against	...	...	...	...	...	...	...	...	...	...
Militia Acts.....	7	...	...	5	2	5	...	2	...	3
Miscellaneous offences.....	1	6	5	...	2	3	2	5	...	...
Municipal Acts and By-laws, breaches of...	44	1	43	1	1	207	7	198	...	16
Exercising various callings without license.	...	...	...	...	...	4	...	3	...	1
Health By-laws, offences against	...	...	...	...	...	7	1	8	...	...
Highways, offences relating to.....	203	3	204	1	1	54	2	47	...	9
Non-support of family and neglect of children.	2	...	1	...	1	1	...	...	...	1
Opium and Drug Act, offences against.....	1	...	...	...	1	...	...	...	...	...
Pharmacy Acts, offences against.....	...	...	...	...	...	...	...	...	...	...
Profanation of the Lord's Day.....	7	...	6	...	1	1	...	...	...	1
Railway Acts, offences against.....	...	...	...	...	...	...	...	...	...	...
Revenue Laws.....	6	...	6	...	...	2	...	2	...	...
Seamen's Acts.....	...	...	...	...	...	...	...	...	...	...
Threats and abusive language.....	...	...	...	...	...	5	...	2	...	3
Trespass.....	5	...	5	...	...	13	1	12	...	2
Vagrancy.....	18	9	4	13	10	13	3	...	2	14
Drunkenness.....	307	3	271	39	...	110	1	111	...	...
Indecent exposure.....	1	...	1	...	...	...	...	...	...	...
Insulting, obscene and profane language.	...	...	...	...	...	6	7	8	...	5
Frequenting bawdy houses.....	3	...	3	...	...	3	...	2	...	1
Loose, idle, disorderly.....	43	3	40	2	4	10	1	6	...	5
Weights and Measures Acts, offences against	3	1	...	...	4	2	...	2	...	...
Insanity.....	...	...	...	...	...	3	...	...	...	3
Totals.....	870	41	756	112	43	596	26	547	3	72

## SESSIONAL PAPER No. 10c

TABLEAU V.—Condamnations sommaires par magistrats de police et autres juges de paix.

PROVINCE D'ONTARIO.										
BRUCE.					CARLETON.					
Con- vic- tions. — Con- dam- na- tions.		Sentence.			Con- vic- tions. — Con- dam- na- tions.		Sentence.			Offenses.
		Op- tion of a fine. — Sur option	Com- mitted without option. — Empri- sonnés sans option.	De- ferred &c. — Re- mise, etc.			Op- tion of a fine. — Sur option	Com- mitted without option. — Empri- sonnés sans option.	De- ferred &c. — Re- mise, etc.	
M.	F.				M.	F.				
					2			2		Inf. à la loi des restrict. conc. les oubains.
					4		4			Falsifications de substances alimentaires.
21		20		1	68	8	69	3	4	Voies de fait.
					18	3	20		1	Perturbation de la paix.
					1		1			Port d'armes illégal.
					1		1			Mépris de cours.
3		3			17		16		1	Cruauté envers les animaux.
1		1			5		5			Perturbation de réunions religieuses et autres
					81		81			Infractions aux lois de pêche et de chasse.
										" défendant le jeu.
					1	3		2	2	" d'immigration.
2		2			2		2			Incorrigibilité.
										Infractions aux lois d'inspection et ventes.
										Larcin.
										" de chiens, oiseaux, etc.
										" bois, arbres, fruits, etc.
28		25		3	99	1	100			Infractions aux lois des licences de boissons
					3		3			et de prohibition.
										Contravention aux lois concernant la vente
3		3			3	1	2		2	de boissons aux Sauvages.
					7	1	6			2 Dommages malicieux à la propriété.
					10		10		2	Autres dommages à la propriété.
										Infractions aux lois concernant les maîtres et
										serveurs.
1			1		3		1	2		Inf. aux lois concernant les méd. et les dent.
					5		5			" de la milice.
24	1	25			95	6	88		13	Divers délits.
4		4			5	1	6			Contraventions aux lois municipales.
1		1			29	1	30			Pratiquant divers états sans licence.
8		8			262	4	255	1	10	Infractions aux lois sur l'hygiène publique.
1		1			9		4		5	Délits ayant rapport aux chemins publics.
										Refusant de pourvoir aux besoins de la fa-
										mille et négligence des enfants.
					1		1			Inf. aux lois concern l'opium et les drogues.
										Infract. aux lois concern. les pharmaciens.
					82		82			Profanation du dimanche.
					68	1	67		2	Infractions aux lois des chemins de fer.
					15		15			Délits contre le revenu de l'Etat.
										Infractions aux lois maritimes.
1		1			20	1	11		10	Menaces et langage injurieux.
7			6	1	12	32	22		7	Enpiétement.
23		23			618	21	639		15	Vagabondage.
					7		7			Ivresse.
5	1	5		1	3	2	4			Exposition indécente.
					18		16		1	Langage insultant, obscène, profane.
1		1			81	1	72		2	Fréquentant des maisons de désordre.
					2		2		10	Conduite déréglée.
3				3						Infractions aux lois des poids et mesures.
										Aliénation mentale.
137	2	123		8	1657	87	1,647	17	80	Totaux.



TABLEAU V.—Condammations sommaires par magistrats de police et autres juges de paix.

PROVINCE D'ONTARIO—Suite.									
ESSEX.				FRONTENAC.					
Con- vic- tions. — Con- dam- na-tions.		Sentence.		Con- vic- tions. — Con- dam- na-tions.		Sentence.		Offenses.	
Op- tion of a fine.	Com- mitted without option.	De- ferred &c.		Op- tion of a fine.	Com- mitted without option.	De- ferred &c.			
Sur- option	Empri- sonnés sans option.	Re- mise, etc.		Sur- option	Empri- sonnés sans option.	Re- mise, etc.			
M.   F.				M.   F.					
140	137	2	1						Inf. à la loi des restrict. conc. les aubains.
1			1	2		2			Falsification de substances alimentaires.
53	4	56	1	8	1	9			Voies de fait.
8		8		2				2	Perturbation de la paix.
6		6							Port d'armes illégal.
									Mépris de cour,
4		4							Cruauté envers les animaux.
1			1						Perturbation de réunions religieuses et autres
1		1							Infractions aux lois de pêche et de chasse.
41		29	12						" défendant le jeu.
19		17	1						" d'immigration.
									Incorrigibilité.
									Infractions aux lois d'inspection et ventes.
									Larcin.
									" de chiens, oiseaux, etc.
									" bois abres, fruits, etc.
121	2	119	2	2	47	1	48		Infractions aux lois des licences de boissons
									et de prohibition.
									Contravention aux lois concernant la vente
27		12	15						de boissons aux Sauvages.
				2		2			Domages malicieux à la propriété.
	1	1		7		7			Autres domages à la propriété.
									Infractions aux lois concernant les maîtres et
									serviteurs.
14		6	4	4	3		3		Inf. aux lois concernant la méd. et les dent.
									" de la milice.
71		64	1	6	21		24		Divers petits délits.
3		2		1					Contraventions aux lois municipales.
16		15		1	2	1	3		Pratiquant divers états sans licence.
596	4	577	23	62		61		1	Infractions aux lois sur l'hygiène publique.
1		1							Délits ayant rapport aux chemins publics.
									Refusant de po rvoir aux besoins de la fa- mille et négligence des enfants.
1		1							Inf. aux lois concern. l'opium et les drogues.
									Infractions aux lois concern. les pharmaciens.
67		66	1						Profanation du dimanche.
3		1	2						Infractions aux lois des chemins de fer.
22		21	1						Délits contre le revenu de l'Etat.
									Infractions aux lois maritimes.
7		2	5	1		1			Menaces et langage injurieux.
34	8	5	11	26	2	4		5	Empiètement.
712	8	716	3	1	118	2	120		Vagabondage.
									Ivresse.
6	1	7				1			Exposition indécente.
						5			Langage insultant, obscène, profane.
						1			Fréquentant des maisons de désordre.
111	5	103	13						Conduite déréglée.
2		2							Infractions aux lois des poids et mesures.
2	1		3	1	2			3	Aliénation mentale.
2,090	34	1,979	24	121	288	11	284	8	7
									Totaux.

TABLE V.—Summary convictions by police magistrates and other justices.

Offences.	PROVINCE OF ONTARIO—Continued.									
	GREY.					HALDIMAND.				
	Con- vic- tions. — Con- dam- na- tions.	Sentence.			Con- vic- tions. — Con- dam- na- tions.	Sentence.				
		Op- tion of a fine. — Sur- option	Com- mitted without option. — Empri- sonnés sans option.	De- ferred &c. — Re- mise, etc.		Op- tion of a fine. — Sur- option	Com- mitted without optioc. — Empri- sonnés sans option.	De- ferred &c. — Re- mise, etc.		
									M.	F.
Alien Restrictions Act.....	3		3							
Adulteration of food .....										
Assaults.....	20	1	20		1	1		1		
Breach of peace.....										
Carrying fire-arms and unlawful weapons...										
Contempt of court .....										
Cruelty to animals.....										
Disturbing religious and like meetings....										
Fishery and Game Acts, offences against...	1		1							
Gambling Acts .....	6		6							
Immigration Acts .....										
Incorrigibility.....										
Inspection and Sales Act, offences against..	1		1							
Larceny.....										
" of dogs, birds, &c. ....	1		1							
" of timber, trees, fruits, &c. ....										
Liquor License and Prohibition Acts, offences against.	56		36		20	8		8		
Violation of Indian liquor law.....						1		1		
Malicious injury to property.....										
Other damage to property.....										
Master's and Servant's Act, offences against										
Medical and Dentistry Acts, offences against										
Militia Acts .....	1				1	1			1	
Miscellaneous offences. ....	2				2	1		1		
Municipal Acts and By-laws, breaches of...	97	5	102			6	1	5	2	
Exercising various callings without license	3		2		1					
Health By-laws, offences against.....					2	1		3		
Highways, offences relating to.....	63		63			8		7	1	
Non-support of family and neglect of child- ren.....	3		1		2					
Opium and Drug Act, offences against.....										
Pharmacy Acts, offences against.....										
Profanation of the Lord's Day.....	4		4							
Railway Acts, offences against.....										
Revenue Laws .....										
Seamen's Acts .....										
Threats and abusive language.....	1		1			3				
Trespass.....	1		1							
Vagrancy.....	7		2	3	2	6			6	
Drunkenness .....	66	2	68			10		10		
Indecent exposure .....										
Insulting, obscene and profane language..	5	1	6							
Frequenting bawdy houses .....										
Loose, idle, disorderly.....	13		12		1	3		3		
Weights and Measures Acts, offences against										
Insanity .....	2				2	1			1	
Totals.....	356	9	330	3	32	51	2	39	6	

## SESSIONAL PAPER No. 10c

TABLEAU V.—Condamnations sommaires par magistrats de police et autres juges du paix.

PROVINCE D'ONTARIO— <i>Suite.</i>										
HALTON.					HASTINGS.					Offenses.
Sentence.					Sentence.					
Con- vic- tions. — Con- dam- na- tions.	Op- tion of a fine. — Sur- option	Com- mitted without option. — Empri- sonnés sans option.	De- ferred &c. — Re- mise, etc.		Con- vic- tions. — Con- dam- na- tions.	Op- tion of a fine. — Sur- option	Com- mitted without option. — Empri- sonnés sans option.	De- ferred &c. — Re- mise, etc.		
M.   F.					M.   F.					
9		9			82		82			
7		7			2		2			Falsification de substances alimentaires.
					5		5			Voies de fait.
										Perturbation de la paix.
										Port d'armes illégal.
2		2			1		1			Mépris de cour.
1		1								Cruauté envers les animaux.
					7	3	10			Perturbation de réunions religieuses et autres
7	2		1	8						Infractions aux lois de pêche et de chasse.
2		2			3		3			" défen tant le jeu.
										" d'immigration.
										Incorrigibilité.
										Infractions aux lois d'inspection et ventes
										Larcin.
										" de chiens, oiseaux, etc.
15	2	17			46		45		1	" bois, arbres, fruits, etc.
										Infractions aux lois de licences de boissons
										et de prohibition.
2		2								Contravention aux lois concernant la vente
										de boissons aux Sauvages.
5		5			2		2			Dommages malicieux à la propriété.
										autres dommages à la propriété.
										Infractions aux lois concernant les maîtres
										et serviteurs.
										Inf. aux lois concernant les méd. et les dent
										" de la milice.
23	2	23		2	52	5	57			Divers délits.
1		1								Contraventions aux lois municipales.
2		2			2		2			Pratiquant divers états sans licence.
792	31	823			42		42			Infractions aux lois sur l'hygiène publique.
1		1			1		1			Délits ayant rapport aux chemins publics.
										Refusant de pourvoir aux besoins de la fa- mille et négligence des enfants.
										Inf. aux lois concern. l'opium et les drogues.
4		4			1		1			Infract. aux lois concern. les pharmaciens.
					36		35		1	Profanation du dimanche.
2		2								Infractions aux lois des chemins de fer.
										Délits contre le revenu de l'Etat.
										Infractions aux lois maritimes.
6		6			1				1	Menaces et langage injurieux.
14			6	8	9				9	Empiètement.
26		26			137		137			Vagabondage.
					1					Ivresse.
3		3			6	1	7		1	Exposition indécente.
										Langage insultant, obscène, profane.
7		7			1		1			Fréquentant des maisons de désordre.
					2		2			Conduite déréglée.
					2				2	Infractions aux lois des poids et mesures.
										Aliénation mentale.
931	27	943	7	18	441	9	435	11	4	Totaux.

TABLE V.—Summary convictions by police magistrates and other justices.

PROVINCE OF ONTARIO.—Continued.										
Offences.	HURON.					KENORA.				
	Con- vic- tions. — Con- dam- na- tions	Sentence.			Con- vic- tions, — Con- dam- na- tions.	Sentence.				
		Op- tion of a fine. — Sur option	Com- mitted without option. — Em- pri- sonnés sans option.	De- ferred &c. — Re- mise, etc.		Op- tion of a fine. — Sur option	Com- mitted without option. — Em- pri- sonnés sans option.	De- ferred &c. — Re- mise, etc.		
M.	F.				M.	F.				
Alien Restrictions Act .....						3		2		1
Adulteration of food. ....										
Assaults .....	7		5		2	9		8		1
Breach of peace. ....										
Carrying fire-arms and unlawful weapons. ....										
Contempt of court. ....						1			1	
Cruelty to animals. ....	1		1			2		2		
Disturbing religious and like meetings. ....										
Fishery and Game Acts, offences against. ....						10		10		
Gambling Acts " " ....	3		3							
Immigration Acts " " ....										
Incorrigibility .....										
Inspection and Sales Act, offences against. ....										
Larceny .....										
" of dogs, birds, &c. ....										
" of timber, trees, fruits, &c. ....										
Liquor Licence and Prohibition Acts, offences against. ....	16		16			18	2	16	1	3
Violation of Indian liquor law. ....						3		3		
Malicious injury to property. ....	2		2			5		3		2
Other damage to property. ....										
Master's and Servant's Acts, offences against. ....	1		1							
Medical and Dentistry Acts, offences against. ....										
Militia Acts " " ....	2		2							
Miscellaneous offences. ....	1		1							
Municipal Acts and By-laws, breaches of. ....	16		15		1	9	3	6		6
Exercising various callings without license. ....	5		5							
Health By-laws, offences against. ....	1		1			1		1		
Highways, offences relating to. ....	7		7			3		3		
Non support of family and neglect of children. ....	1				1					
Opium and Drug Act, offences against. ....										
Pharmacy Acts, offences against. ....										
Profanation of the Lord's Day. ....										
Railway Acts, offences against. ....						5		5		
Revenue Laws " " ....										
Seamen's Acts " " ....										
Threats and abusive language. ....										
Trespass .....										
Vagrancy. ....	5	3		5	3	2			2	
Drunkenness. ....	25		24	1		14	1	15		
Indecent exposure. ....										
Insulting, obscene and profane language. ....										
Frequenting bawdy houses. ....										
Loose, idle, disorderly. ....										
Weights and Measures Acts, offences against. ....										
Insanity .....	5	3			8	1	1			2
Totals .....	98	6	83	6	15	86	7	74	4	15

## SESSIONAL PAPER No. 10c

TABLEAU V.—Condamnations sommaires par magistrats de police et autres juges de paix.

PROVINCE D'ONTARIO— Suite										
KENT.					LAMBTON.					
Sentence.					Sentence.					
Con- vic- tions. — Con- dam- na- tions.	Op- tion of a fine. — Sur option	Com- mitted without option. — Empri- sonnés sans option.	De- ferred &c. — Re- mise, etc.	Con- vic- tions. — Con- dam- na- tions.	Op- tion of a fine. — Sur option	Com- mitted without option. — Empri- sonnés sans option.	De- ferred &c. — Re- mise, etc.	Offenses.		
M.	F.			M.	F.					
4	...	2	...	2	45	...	43	2	Inf. à la loi des restrict. conc. les aubains.	
2	...	2	...	...	...	...	...	...	Falsification de substances alimentaires.	
8	...	7	...	1	17	1	16	2	Voies de fait.	
1	...	1	...	...	...	...	...	...	Perturbation de la paix.	
1	...	...	...	1	...	...	...	...	Port d'armes illégal.	
...	...	...	...	...	...	...	...	...	Mépris de cour.	
4	...	3	...	1	1	...	1	...	Cruauté envers les animaux.	
...	...	...	...	...	...	...	...	...	Perturbation de réunions religieuses et autres	
10	...	10	...	...	1	...	1	...	Infractions aux lois de pêche et de chasse.	
...	...	...	...	...	3	...	3	...	" défendant le jeu.	
...	...	...	...	...	...	...	...	...	" d'immigration.	
1	...	1	...	...	...	...	...	...	Incorrigibilité.	
...	...	...	...	...	...	...	...	...	Infractions aux lois d'inspection et ventes.	
...	...	...	...	...	...	...	...	...	Larcin.	
...	...	...	...	...	...	...	...	...	" de chiens, oiseaux, etc.	
...	...	...	...	...	...	...	...	...	" bois arbres, fruits, etc.	
18	1	17	1	1	26	2	27	1	Infractions aux lois des licences de boissons et de prohibition.	
...	...	...	...	...	...	...	...	...	Contravention aux lois concernant la vente de boissons aux Sauvages.	
2	...	...	1	1	2	...	2	...	1 Dommages malicieux à la propriété.	
4	...	4	...	...	4	...	3	...	1 Autres dommages à la propriété.	
2	...	2	...	...	1	...	1	...	Infractions aux lois concernant les maîtres et serviteurs.	
...	...	...	...	...	2	...	2	...	Inf. aux lois concernant les méd. et les dent.	
3	...	2	...	1	...	...	...	...	" de la milice	
...	...	...	...	...	1	...	1	...	Divers petit délits.	
34	1	32	...	3	62	1	62	1	1 Contraventions aux lois municipales.	
3	...	2	...	1	1	...	1	...	Pratiquant divers états sans licence.	
2	...	1	...	1	2	...	2	...	Infractions aux lois sur l'hygiène publique.	
73	1	71	...	3	45	...	45	...	Délits ayant rapport aux chemins publics.	
4	...	1	...	3	5	...	1	4	4 Refusant de pourvoir aux besoins de la famille et négligence des enfants.	
...	...	...	...	...	...	...	...	...	Inf. aux lois concern. l'opium et les drogues.	
...	...	...	...	...	...	...	...	...	Infractions aux lois concern. les pharmaciens.	
1	...	1	...	...	2	...	2	...	Profanation du dimanche.	
...	...	...	...	...	5	...	3	...	2 Délits contre le revenu de l'Etat.	
10	...	10	...	...	3	...	1	2	2 Infractions aux lois maritimes.	
1	...	1	...	...	...	...	...	...	Menaces et langage injurieux.	
7	...	7	...	...	4	...	2	...	2 Empiétement.	
7	5	...	6	6	21	3	2	2	20 Vagabondage.	
106	3	109	...	...	407	2	404	4	1 Ivresse.	
...	...	...	...	...	...	...	...	...	Exposition indécente.	
2	1	2	...	1	5	2	7	...	Langage insultant, obscène, profane.	
31	...	31	...	...	1	...	1	...	Fréquentant des maisons de désordre.	
6	5	8	3	...	30	...	28	2	2 Conduite déréglée.	
...	...	...	...	...	1	...	1	...	Infractions aux lois des poids et mesures.	
1	...	...	...	1	...	...	...	...	Aliénation mentale.	
348	17	327	11	27	696	12	661	10	37	.....Totaux.

8 GEORGE V, A. 1918

TABLE V.—Summary convictions by police magistrates and other justices.

Offences	PROVINCE OF ONTARIO—Continued.													
	LANARK.					LEEDS & GRENVILLE.								
	Con- vic- tions. — Con- dam- na- tions.	Sentence.			Con- vic- tions. — Con- dam- na- tions.	Sentence.			Con- vic- tions. — Con- dam- na- tions.	De- ferred &c. — Re- mise, etc.				
		Op- tion of a fine.	Com- mitted without option.	De- ferred &c.		Op- tion of a fine.	Com- mitted without option.	De- ferred &c.						
											Sur option	Emprisonnés sans option.	Sur option	Emprisonnés sans option.
M.	F.				M.	F.								
Alien Restrictions Act .....														
Adulteration of food .....					7		7							
Assaults .....	5		5		21		21							
Breach of peace .....					4		4							
Carrying fire-arms and unlawful weapons ..	1		1											
Contempt of court .....					2		2							
Cruelty to animals .....					1		1							
Disturbing religious and like meetings .....														
Fishery and Game Acts, offences against ...	3		1	2	2		2							
Gambling Acts, offences against .....					24		24							
Immigration Act .....														
Incorrigibility .....	1			1	2			2						
Inspection and Sales Act, offences against ..					1		1							
Larceny .....														
“ of dogs, birds, &c. ....														
“ of timber, trees, fruits, &c. ....														
Liquor License and Prohibition Acts, offen- ces against .....	19		18	1	78	2	80							
Violation of Indian liquor law .....														
Malicious injury to property .....	4		4											
Other damage to property .....	1			1	4		4							
Master's and Servant's Acts, offences against.	1		1		1		1							
Medical and Dentistry Acts, offences against														
Militia Acts .....														
Miscellaneous offences .....														
Municipal Acts and By-Laws, breaches of ..	21		14	6	1	21	1	22						
Exercising various callings without license.	1		1											
Health By-laws, offences against .....						1	1							
Highways, offences relating to .....	4		4		34		34							
Non-support of family and neglect of child- ren .....														
Opium and Drug Act, offences against .....														
Pharmacy Acts, offences against .....														
Profanation of the Lord's Day .....														
Railway Acts, offences against .....														
Revenue Laws .....	4		1	2	1		1							
Seamen's Acts .....														
Threats and abusive language .....					1		1							
Trespass .....	12		12		1		1							
Vagrancy .....	23			19	4	1	4		3	2				
Drunkenness .....	69		69		175	4	177		2					
Indecent exposure .....														
Insulting, obscene and profane language ..	1		1		5	2	7							
Frequenting bawdy houses .....														
Loose, idle, disorderly .....	2		2		15		15							
Weights and Measures Acts, offences against.	1		1			1	1							
Insanity .....					2					2				
Totals .....	172	1	135	30	8	403	15	407	7	4				

TABLEAU V.—Condammations sommaires par magistrats de police et autres juges de paix.

PROVINCE D'ONTARIO—Suite.									
LENNOX & ADDINGTON.				LINCOLN.					
Con- vic- tions. — Con- dam- na- tions.		Sentence.		Con- vic- tions. — Con- dam- na- tions.		Sentence.		Offenses.	
		Op- tion of a fine. — Sur option	Com- mitted without option. — Empri- sonnés sans option.			De- ferred &c. — Re- mise, etc.	Op- tion of a fine. — Sur option		
M.	F.			M.	F.				
2		2		5		1	1	3	Inf. à la loi des restrict. conc. les aubains.
1		1		4		4			Falsification de substances alimentaires.
				7	1	6		2	Voies de fait.
									Perturbation de la paix.
									Port d'armes illégal.
				1		1			Mépris de cour.
									Cruauté envers les animaux.
1		1							Perturbation de réunions religieuses et autres.
									Infractions aux lois de pêche et de chasse.
									“ défendant le jeu.
									“ d'immigration.
				5		5			Incorrigibilité.
									Infractions aux lois d'inspection et ventes.
									Larcin.
									“ de chiens, oiseaux, etc.
22		20		36	1	36		1	“ bois, arbres, fruits, etc.
			2						Infractions aux lois des licences de boissons et de prohibition.
									Contravention aux lois concernant la vente de boissons aux Sauvages.
2		2		11		11			Dommages malicieux à la propriété.
									Autres dommages à la propriété.
1			1	1			1		Infractions aux lois concernant les maîtres et serveurs.
									Inf. aux lois concernant les méd. et les dent.
10		10		405	16	418			“ de la milice.
1		1							Divers délits.
24		24		217	9	226		4	Contraventions aux lois municipales.
				1					Pratiquant divers états sans licence.
									Infractions aux lois sur l'hygiène publique.
									Délits ayant rapport aux chemins publics.
				1				1	Refusant de pourvoir aux besoins de la famille et négligence des enfants.
				1		1			Inf. aux lois concern. l'opium et les drogues.
2		2		11		11			Infractions aux lois concern. les pharmaciens.
				1		1			Profanation du dimanche.
									Infractions aux lois des chemins de fer.
									Délits contre le revenu de l'Etat.
									Infractions aux lois maritimes.
				6		5		1	Menaces et langage injurieux.
5		2	3	1	1			2	Empiètement.
49		49		120	1	120	1		Vagabondage.
									Ivresse.
1		1				1			Exposition indécente.
1		1		1		1			Langage insultant, obscène, profane.
					4		3	1	Fréquentant des maisons de désordre.
				2	1	3			Conduite déréglée.
1	1								Infractions aux lois des poids et mesures.
			2						Aliénation mentale.
123	1	116	4	4	838	34	851	6	15
									Totaux.

TABLE V.—Summary convictions by police magistrates and other justices.

Offences.	PROVINCE OF ONTARIO—Continued.							
	MANITOULIN.				MIDDLESEX.			
	Con- vic- tions. — Con- dam- na- tions.	Sentence.			Con- vic- tions. — Con- dam- na- tions.	Sentence.		
		Op- tion of a fine.	Com- mitted without option.	De- ferred &c.		Op- tion of a fine.	Com- mitted without option.	De- ferred &c.
		Sur option	Empri- sonnés sans option.	Re- mise, etc.		Sur option	Empri- sonnés sans option.	Re- mise, etc.
	M.	F.			M.	F.		
Alien Restrictions Act.....					1			1
Adulteration of food.....					6			
Assaults.....	10	10			35	2	32	5
Breach of peace.....					1		1	
Carrying fire-arms and unlawful weapons...					1		1	
Contempt of court.....					10		10	
Cruelty to animals.....								
Disturbing religious and like meetings.								
Fishery and Game Acts, offences against...	1	1						
Gambling Acts, offences against.....					5	1	6	
Immigration Act.....								
Incorrigibility.....								
Inspection and Sales Act, offences against...								
Larceny.....								
“ of dogs, birds, &c.....								
“ of timber, trees, fruits, &c.....								
Liquor License and Prohibition Acts, offences against.....	17	17			80	2	82	
Violation of Indian liquor law.....	1	1			3		3	
Malicious injury to property.....	2	1		1	1		1	
Other damage to property.....								
Master's and Servant's Acts, offences against					2		2	
Medical and Dentistry Acts, offences against.								
Militia Acts.....					59		2	38
Miscellaneous offences.....	1	1			2		2	
Municipal Acts and By-laws, breaches of...					394	3	396	1
Exercising various callings without license					2		2	
Health By-laws, offences against.....					5		3	2
Highways, offences relating to.....					173		173	
Non-support family and neglect of child- ren.....					21		3	18
Opium and Drug Act, offences against.....								
Pharmacy Acts, offences against.....								
Profanation of the Lord's Day.....					45		45	
Railway Acts, offences against.....								
Revenue Laws.....					3		2	1
Seamen's Acts.....								
Threats and abusive language.....					1		1	
Trespass.....	1		1		11		9	2
Vagrancy.....	1		1		11	16	2	16
Drunkenness.....	11	11			425	13	437	1
Indecent exposure.....								
Insulting, obscene and profane language...					4		4	
Frequenting bawdy houses.....					10	1	11	
Loose, idle, disorderly.....	2	2			40	4	42	2
Weights and Measures Acts, offences against					6		6	
Insanity.....	1			1	1			1
Totals.....	48	62	2	2	1,356	43	1,282	68

TABLEAU V.—Condamnations sommaires par magistrats de police et autres juges de paix.

PROVINCE D'ONTARIO—Suite.									
MUSKOKA.				NIPISSING.				Offenses	
Con- vic- tions, — Con- dam- na- tions.		Sentence.		Con- vic- tions, — Con- dam- na- tions.		Sentence.			
		Op- tion of a fine. — Sur option	Com- mitted without option — Emprisonnés sans option.			Op- tion of a fine. — Sur option	Com- mitted without option. — Emprisonnés sans option.		
M.	F.			M.	F.				
				16	14			2	Inf. à la loi des restrict. conc. les aubains.
				1	1				Falsification de substances alimentaires.
4		4							Voies de fait.
									Perturbation de la paix.
									Port d'armes illégal.
				1	1				Mépris de cour.
									Cruauté envers les animaux.
									Perturbation de réunions religieuses et autres.
3		3		1	1				Infractions aux lois de chasse et de pêche.
				14	13			1	“ défendant le jeu.
									“ d'immigration.
									Incorrigibilité.
									Infractions aux lois d'inspection et ventes.
									Larcin.
									“ de chiens, oiseaux, etc.
									“ bois, arbres, fruits, etc.
3	1	4		25	3	22	6		Infractions aux lois des licences de boissons et de prohibition
				3		3			Contravention aux lois concernant la vente de boissons aux Sauvages.
				9		9			Dommages malicieux à la propriété.
									Autres dommages à la propriété.
3		3		2	1	3			Infractions aux lois concernant les maîtres et serviteurs.
									Inf. aux lois concernant les méd. et les dent.
1		1		5			1	4	“ de la milice.
18	1	19		33	1	32			Divers délits.
				5		3		2	Contraventions aux lois municipales.
									Pratiquant divers états sans licence.
									Infractions aux lois sur l'hygiène publique.
				5		5			Délits ayant rapport aux chemins publics.
				2		2			Refusant de pourvoir aux besoins de la famille et négligence des enfants.
									Inf. aux lois concern. l'opium et les drogues.
									Infractions aux lois concern. les pharmaciens.
				7		5	2		Profanation du dimanche.
1		1							Infractions aux lois des chemins de fer.
									Délits contre le revenu de l'Etat.
2		2							Infractions aux lois maritimes.
				7		7			Menaces et langage injurieux.
3		1	1	80	2	5	33	44	Empiètement.
10		10		77		74	3		Vagabondage.
									Ivresse.
1		1		3	1	4			Exposition indécente.
									Langage insultant, obscène, profane.
5		5		5	3	3			Fréquentant des maisons de désordre.
									Conduite déréglée.
				2		2			Infractions aux lois des poids et mesures.
2			2	3					Aliénation mentale.
56	2	54	1	306	11	209	45	63	Totaux.

TABLE V.—Summary convictions by police magistrates and other justices.

Offences.	PROVINCE OF ONTARIO—Continued.									
	NORFOLK.					NORTHUMBERLAND & DURHAM.				
	Con- vic- tions. — Con- dam- na- tions.	Sentence.			Con- vic- tions. — Con- dam- na- tions.	Sentence.			De- ferred &c. — Re- mise, etc.	
		Op- tion of a fine.	Com- mitted without option.	De- ferred &c. — Re- mise, etc.		Op- tion of a fine. — Sur option	Com- mitted without option.	De- ferred &c. — Re- mise, etc.		
		Sur option	Empri- sonnés sans option.			Sur option	Empri- sonnés sans option.			
	M.	F.			M.	F.				
Alien Restrictions Act .....										
Adulteration of food .....	4		4		6		6			
Assaults .....	5		4		1	2	2			
Breach of peace .....										
Carrying fire-arms and unlawful weapons .....										
Contempt of court .....										
Cruelty to animals .....										
Disturbing religious and like meetings .....										
Fishery and Game Acts, offences against .....	1		1							
Gambling Acts .....										
Immigration Acts .....										
Incorrigibility .....										
Inspection and Sales Act, offences against .....										
Larceny .....										
“ of dogs, birds, &c. ....										
“ of timber, trees, fruits, &c. ....										
Liquor License and Prohibition Acts, offences against .....	6		5		1	16	16			
Violation of Indian liquor law .....										
Malicious injury to property .....										
Other damage to property .....										
Master's and Servant's Acts, offences against .....	1		1							
Medical and Dentistry Acts, offences against .....	2		2							
Militia Acts .....	21			9	12	2		1	1	
Miscellaneous offences .....										
Municipal Acts and By-laws, breaches of .....	17		13		4	63	9	24		48
Exercising various callings without license .....						1		1		
Health By-laws, offences against .....						1		1		
Highways, offences relating to .....	11		11		18	1	19			
Non support of family and neglect of children .....										
Opium and Drug Act, offences against .....										
Pharmacy Acts, offences against .....										
Profanation of the Lord's Day .....										
Railway Acts, offences against .....						5		1	4	
Revenue Laws .....	1		1							
Seamen's Acts .....										
Threats and abusive language .....										
Trespass .....										
Vagrancy .....	4	1	3	1	1	27		19	8	
Drunkenness .....	21	1	21	1	35	1	32	3	1	
Indecent exposure .....										
Insulting, obscene and profane language .....						3	1	2		2
Frequenting bawdy houses .....										
Loose, idle, disorderly .....						20		12		8
Weights and Measures Acts, offences against .....										
Insanity .....	1				1					
Totals .....	93	4	66	11	20	199	12	115	24	72

SESSIONAL PAPER. No. 10c

TABLEAU V.—Condamnations sommaires par magistrats de police et autres juges de paix.

PROVINCE D'ONTARIO— <i>Suite.</i>										
ONTARIO.					OXFORD.					
Con- vic- tions. — Con- dam- na- tions.		Sentence.			Con- vic- tions. — Con- dam- na- tions.		Sentence.			Offenses.
		Op- tion of a fine.	Com- mitted without option.	De- ferred &c.			Op- tion of a fine.	Com- mitted without option.	De- ferred &c.	
M.   F.		Sur option	Empri- sonnés sans option.	Re- mise, etc.	M.   F.		Sur option	Empri- sonnés sans option.	Re- mise, etc.	
										Inf. à la loi des restrict. conc. les aubains.
7		7			11		11			Falsification de substances alimentaires.
					1		1			Voies de fait.
					2		2			Perturbation de la paix.
					2		1			1 Port d'armes illégal.
1		1			6		5			Mépris de cour.
1		1			7		7			1 Cruauté envers les animaux.
										Perturbation de réunions religieuses et autres.
										Infractions aux lois de chasse et de pêche.
										“ défendant le jeu.
										“ d'immigration.
		1		1	3		3			Incorrigibilité.
										Infractions aux lois d'inspection et ventes.
										Larcin.
										“ de chiens, oiseaux, etc.
										“ bois, arbres, fruits, etc.
30		30			33		22			1 Infractions aux lois des licences de boissons et de prohibition.
										Contravention aux lois concernant la vente de boissons aux Sauvages.
2		2								Domnages malicieux à la propriété.
					3		3			Autres dommages à la propriété.
										Infractions aux lois concernant les maîtres et serviteurs.
3		1		1	6				4	2 Inf. aux lois concernant les méd. et les dent.
1		1			3		3			“ de la milice.
45	2	45		2	102		97			5 Divers délits.
					3		3			Contraventions aux lois municipales.
					1		1			Pratiquant divers états sans licence.
34		34			157		156			1 Inf. aux lois sur l'hygiène publique.
1				1	2		1			1 Délits ayant rapport aux chemins publics.
										1 Refusant de pourvoir aux besoins de la fa- mille et négligence des enfants.
					4		4			Inf. aux lois concern. l'opium et les drogues.
					13		11			Infractions aux lois concern. les pharmaciens.
26	2	22		6	6		6			2 Profanation du dimanche.
1		1			2	1	3			Infractions aux lois des chemins de fer.
										Délits contre le revenu de l'Etat.
										Infractions aux lois maritimes.
										Menaces et langage injurieux.
8		3		4	37	3	16		15	9 Empiétement.
74		73		1	57		57			Vagabondage.
					1		1			Ivresse.
2	1	3			2		2			Exposition indécente.
										Langage insultant, obscène, profane.
					13		11			Fréquentant des maisons de désordre.
					5		5			2 Conduite déréglée.
3		3			4					Infractions aux lois des poids et mesures.
										4 Aliénation mentale.
239	6	224	7	11	486	4	442	19	29	Totaux.

TABLE V.—Summary convictions by police magistrates and other justices.

Offences.	PROVINCE OF ONTARIO—Continued.									
	PARRY SOUND.					PEEL.				
	Con- vic- tions. — Con- dam- na- tions.	Sentence.			Con- vic- tions. — Con- dam- na- tions.	Sentence.				
		Op- tion of a fine.	Com- mitted without option.	De- ferred &c.		Op- tion of a fine.	Com- mitted without option.	De- ferred &c.		
M.   F.	Sur option	Empri- sonnés sans option.	Re- mise, etc.	M.   F.	Sur option	Empri- sonnés sans option.	Re- mise, etc.			
Alien Restrictions Act.....	5		5							
Adulteration of food.....										
Assaults.....	5		5		9		8		1	
Breach of peace.....	1		1							
Carrying fire-arms and unlawful weapons...	1			1						
Contempt of court.....										
Cruelty to animals.....	2		1	1						
Disturbing religious and like meetings.....										
Fishery and Game Acts, offences against...	8		7	1	2		2			
Gambling Acts, offences against.....	2			2	4		4			
Immigration Act.....										
Incorrigibility.....	1			1						
Inspection and Sales Act, offences against.										
Larceny.....										
“ of dogs, birds, &c.....										
“ of timber, trees, fruits, &c.....										
Liquor License and Prohibition Acts, offences against.....	52   1		48	2	3   11		11			
Violation of Indian liquor law.....	3		3							
Malicious injury to property.....	4		4							
Other damage to property.....					1		1			
Master's and Servant's Acts, offences against.	1		1		1		1			
Medical and Dentistry Acts, offences against										
Militia Acts.....	3		1	2						
Miscellaneous offences.....	*115		112	3						
Municipal Acts and By-laws, breaches of...	29   1		30		12		11		1	
Exercising various callings without license					1		1			
Health By-laws, offences against.....	7		7							
Highways, offences relating to.....	2		2		635   20		655			
Non-support of family and neglect of child- ren.....					3				3	
Opium and Drug Acts, offences against.....										
Pharmacy Acts, offences against.....										
Profanation of the Lord's Day.....	1		1							
Railway Acts, offences against.....										
Revenue Laws.....										
Seamen's Acts.....										
Threats and abusive language.....	1   1		2		3		3			
Trespass.....	1		1		1		1			
Vagrancy.....	13   2		3	10	2   1				1	
Drunkenness.....	76		75	1	7		7			
Indecent exposure.....	1		1							
Insulting, obscene and profane language..	3		3							
Frequenting bawdy houses.....	1		1							
Loose, idle, disorderly.....	1		1							
Weights and Measures Acts, offences against.										
Insanity.....	2			2	1   2				3	
Totals.....	340   6		313	15	18   692	22	705		1	

\*Matches in munitions works, War Measures Act—Allumettes dans une fabrique de munitions, loi des mesures de guerre.

## SESSIONAL PAPER No. 10c

TABLEAU V.—Condamnations sommaires par magistrats de police et autres juges de paix.

PROVINCE D'ONTARIO—Suite.									
PERTH.					PETERBOROUGH.				
Con- vic- tions. — Con- dam- na- tions.	Sentence.			De- ferred &c.	Con- vic- tions. — Con- dam- na- tions.	Sentence.			Offenses.
	Op- tion of a fine.	Com- mitted without option.	De- ferred &c.			Op- tion of a fine.	Com- mitted without option.	De- ferred &c.	
	Sur option	Empri- sonnés sans option.	Re- mise, etc.			Sur option	Empri- sonnés sans option.		
M.   F.					M.   F.				
2		2			15		15		Inf. à la loi des restrict. conc. les aubains.
5		5			12	1	11	1	Falsification de substances alimentaires
					1		1		Voies de fait.
1		1							Perturbation de la paix.
					1		1		Port d'armes illégal.
									Mépris de cour.
									Cruauté envers les animaux.
									Perturbation de réunions religieuses et autres.
5	1	6			7		7		Infractions aux lois de pêche et de chasse.
									“ défendant le jeu.
									“ d'immigration.
									Incorrigibilité.
									Infractions aux lois d'inspection et ventes.
									Larcin.
									“ de chiens, oiseaux, etc.
									“ bois, arbres, fruits, etc.
49		48	1		29	1	30		Infractions aux lois des licences de boissons et de prohibition.
									Contraventions aux lois concernant la vente de boissons aux Sauvages.
3		3			25		25		Domages malicieux à la propriété.
5		5			3	1	4		Autres dommages à la propriété.
									Infractions aux lois concernant les maîtres et serviteurs.
									Inf. aux lois concernant les méd. et les dent.
					8		2		“ de la milice.
	1			1	4		4		Divers délits.
129	6	129		6	50	3	53		Contraventions aux lois municipales.
					2		2		Pratiquant divers états sans licence.
2		2			2		2		Infractions aux lois sur l'hygiène publique.
35		32		3	62	1	63		Délits ayant rapport aux chemins publics.
					11	8			Refusant de pourvoir aux besoins de la famille et négligence des enfants.
					1		1		Inf. aux lois concern. l'opium et les drogues.
					1		1		Infract. aux lois concern. les pharmaciens.
	1	1			10		10		Profanation du dimanche.
									Infractions aux lois des chemins de fer.
									Délits contre le revenu de l'Etat.
									Infractions aux lois maritimes.
1				1					Menaces et langage injurieux.
9		6		3	17	1	18		Empiètement.
8	2	2		5	12	3		10	5 Vagabondage.
57		57			104		104		Ivresse.
1				1					Exposition indécente.
3	1	4			1		1		Langage insultant, obscène, profane.
					2		2		Fréquentant des maisons de désordre.
3		2		1	4	3	7		Conduite déréglée.
1		1							Infractions aux lois des poids et mesures.
2	1			3	4	3		7	Aliénation mentale.
321	13	306	5	23	388	25	364	11	38 Totaux.

TABLE V.—Summary convictions by police magistrates and other justices.

Offences.	PROVINCE OF ONTARIO—Continued.									
	PRESCOTT & RUSSELL					PRINCE EDWARD.				
	Con- vic- tions. — Con- dam- na- tions.	Sentence.			M.   F.	Con- vic- tions. — Con- dam- na- tions.	Sentence.			M.   F.
		Op- tion of a fine.	Com- mitted without option.	De- ferred &c.			Op- tion of a fine.	Com- mitted without option.	De- ferred &c.	
		—	—	—			—	—	—	
—	—	—	—	—	—	—	—	—	—	
Alien Restrictions Act.....					14		14			
Adulteration of food.....	2	2			9		7			2
Assaults.....	21	14	1	6						
Breach of peace.....	1	1								
Carrying fire-arms and unlawful weapons.....										
Contempt of court.....										
Cruelty to animals.....	1	1			3		3			
Disturbing religious and like meetings.....										
Fishery and Game Acts, offences against.....	2	2								
Gambling Acts.....										
Immigration Act.....										
Incorrigibility.....										
Inspection and Sales Act, offences against.....										
Larceny.....										
“ of dogs, birds, &c.....										
“ of timber, trees, fruits, &c.....										
Liquor License and Prohibition Acts, offences against.....	12	12			10		9			1
Violation of Indian liquor law.....										
Malicious injury to property.....										
Other damage to property.....										
Master's and Servant's Acts, offences against.....	1	1								
Medical and Dentistry Acts, offences against.....										
Militia Acts.....					2					2
Miscellaneous offences.....					1				1	
Municipal Acts and By-laws, breaches of.....	3	3			3		3			
Exercising various callings without license.....	1	1			2					2
Health By-laws, offences against.....										
Highways, offences relating to.....	3	3			18	1	18			1
Non-support of family and neglect of children.....										
Opium and Drug Acts, offences against.....										
Pharmacy Acts, offences against.....										
Profanation of the Lord's Day.....										
Railway Acts, offences against.....										
Revenue Laws.....	2	2								
Seamen's Acts.....										
Threats and abusive language.....	2			2	1					1
Trespass.....					3	1	1			3
Vagrancy.....	2	1	2	1	2	1		1		2
Drunkenness.....	36	33	2	1	32		32			
Indecent exposure.....	1	1			1		1			
Insulting, obscene and profane language.....	1	1	2		1	2	1			2
Frequenting bawdy houses.....										
Loose, idle, disorderly.....	1	1								
Weights and Measures Acts, offences against.....	1	1								
Insanity.....					1					1
Totals.....	93	2	82	3	10	103	5	89	2	17

## SESSIONAL PAPER No. 10c

TABLEAU v.—Condamnations sommaires par magistrats de police et autres juges de paix.

PROVINCE D'ONTARIO—*Suite.*

RAINY RIVER.				RENFREW.				Offenses.	
Sentence.				Sentence.					
Con- vic- tions. — Con- dam- na- tions.	Op- tion of a fine. — Sur option	Com- mitted without option. — Empri- sonnés sans option.	De- ferred &c. — Re- mise, etc.	Con- vic- tions — Con- dam- na- tions.	Op- tion of a fine. — Sur option	Com- mitted without option. — Empri- sonnés sans option.	De- ferred &c. — Re- mise, etc.		
M.	F.			M.	F.				
18		18							Inf. à la loi des restrict. conc. les oubains.
6	2	7		1	12	12			Falsification de substances alimentaires.
				2	2	3		Voies de fait.	
								Perturbation de la paix.	
								Port d'armes illégal.	
								Mépris de cour.	
					1	1		Cruauté envers les animaux.	
								Perturbation de réunions religieuses et autres.	
10		8		2				Infractions aux lois de chasse et de pêche.	
1				1				“ défendant le jeu.	
								“ d'immigration.	
								Incorrigibilité.	
								Infractions aux lois d'inspection et ventes.	
								Larcin.	
								“ de chiens, oiseaux, etc.	
								“ bois, arbres, fruits, etc.	
16		12	2	2	48	4	51	1 Infractions aux lois des licences de boissons et de prohibition.	
1			1					Contraventions aux lois concernant la vente de boissons aux Sauvages.	
								Domages malicieux à la propriété.	
								Autres dommages à la propriété.	
								Infractions aux lois concernant les maîtres et serveurs.	
2		2						Inf. aux lois concernant les méd. et les dent.	
2		1		1				“ de la milice.	
5	5	56		6	72	*71		1 Divers délits.	
					17	17		Contraventions aux lois municipales.	
					1	1		Pratiquant divers états sans licence.	
1		1						Infractions aux lois sur l'hygiène publique.	
1		1		15		15		Délits ayant rapport aux chemins publics.	
								Refusant de pourvoir aux b soins de la famille et néglig. nce des enfants	
								Inf. aux lois concern. l'opium et les drogues.	
								Infractions aux lois concern. les pharmaciens.	
								Profanation du dimanche.	
	3	3						Infractions aux lois des chemins de fer.	
4		3		1				Délits contre le revenu de l'Etat.	
								Infractions aux lois maritimes.	
1				1				1 Menaces et langage injurieux.	
10		10		35		35		Empiètement.	
30		29		1	91	4	89	6 Vagabondage.	
								Ivresse.	
1		1			3	3		Exposition indécente.	
								Langage insultant, obscène, profane.	
					9	9		Fréquentant des maison- de désordre.	
1		1						Conduite déréglée.	
								Infractions aux lois des poids et mesures.	
								Aliénation mentale.	
162	10	153	3	16	311	8	308	8 3 Totaux.	

\* Matches in munitions works, War Measures Act—Allumettes dans une fabrique de munitions, Loi des mesures de guerre.

TABLE V.—Summary convictions by police magistrates and other justices.

PROVINCE OF ONTARIO—Continued.										
Offences.	SIMCOE.					STORMONT, DUNDAS & GLENGARRY.				
	Con- vic- tions. — Con- dam- na- tions.	Sentence.			Con- vic- tions. — Con- dam- na- tions.	Sentence.			De- ferred &c. — Re- mise, etc.	
		Op- tion of a fine.	Com- mitted without option	De- ferred &c.		Op- tion of a fine.	Com- mitted without option.	De- ferred &c.		
M.	F.	Sur option	Em- pri- sonnés. sans option.	M.	F.	Sur option	Em- pri- sonnés sans option.			
Alien Restrictions Act.....	1		1		2		2			
Adulteration of food.....	12	3	15		4		4			
Assaults.....	4		4							
Breach of peace.....	2		2							
Carrying fire-arms and unlawful weapons...	3		3		1		1			
Contempt of court.....	10		10							
Cruelty to animals.....	29		29		9		9			
Disturbing religious and like meetings...										
Fishery and Game Acts, offences against...										
Gambling Acts, offences against.....	2	1		3	1			1		
Immigration Act.....										
Incorrigibility.....										
Inspection and Sales Act, offences against...										
Larceny.....	42	2	44		17	1	17		1	
“ of dogs, birds, &c.....										
“ of timber, trees, fruits, &c.....										
Liquor License and Prohibition Acts, offences against.										
Violation of Indian liquor law.....										
Malicious injury to property.....	8		6		2	2		2		
Other damage to property.....	1				1					
Master's and Servant's Acts, offences against	2		2							
Medical and Dentistry Acts, offences against	1		1		3		2	1		
Militia Acts.....	82		3	70	9					
Miscellaneous offences.....	1	1	1		1					
Municipal Acts and By-laws, breaches of...	119	3	116		6	11		11		
Exercising various callings without license						1		1		
Health By-laws, offences against.....	7	1	8							
Highways, offences relating to.....	61	1	62		3		3			
Non support of family and neglect of children.										
Opium and Drug Act, offences against.....	13		13							
Pharmacy Acts, offences against.....										
Profanation of the Lord's Day.....										
Railway Acts, offences against.....										
Revenue Laws.....					1		1			
Seamen's Acts.....										
Threats and abusive language.....		1	1		1	2		3		
Trespass.....	6	1	6		1					
Vagrancy.....	9	1	4	6		2		2		
Drunkenness.....	169		161	7	1	45	3	45	3	
Indecent exposure.....										
Insulting, obscene and profane language..	7		7		1		1			
Frequenting bawdy houses.....					1		1			
Loose, idle, disorderly.....	30	3	29		4	6		6		
Weights and Measures Acts, offences against										
Insanity.....	1				1					
Totals.....	622	18	528	86	26	109	8	111	5	

## SESSIONAL PAPER No. 10c

TABLEAU V.—Condamnations sommaires par magistrats de police et autres juges de paix.

PROVINCE D'ONTARIO—Suite.										
SUDBURY.					TIMISKAMING.					Offenses
Con- vic- tions. — Con- dam- na- tions.	Sentence.			Con- vic- tions. — Con- dam- na- tions.	Sentence.					
	Op- tion of a fine.	Com- mitted without option.	De- ferred &c.		Op- tion of a fine.	Com- mitted without option.	De- ferred &c.			
M.   F.	Sur option	Empri- sonnés sans option.	Re- mise, etc.	M.   F.	Sur option	Empri- sonnés sans option.	Re- mise, etc.			
104 ...	59	22	23	27 ...	27			Inf. à la loi des restrict. conc. les aubains.		
40 1	39		2	17 ...	16			Falsification de substances alimentaires.		
5 ...	5			4 ...	4			Voies de fait.		
8 ...	8			5 1	6			Perturbation de la paix.		
1 ...			1					Port d'armes illégal		
4 ...	4			4 ...	4			Mépris de cour.		
1 ...		1						Cruauté envers les animaux.		
32	32							Perturbation deréunions religieuses et autres.		
10 ...	10			22	22			Infractions aux lois de chasse et de pêche.		
1 ...	1							“ défendant le jeu.		
								“ d'immigration.		
								Incorrigibilité.		
								Infractions aux lois d'inspection et ventes.		
								Larcin.		
								“ de chiens, oiseaux, etc.		
								“ bois, arbres, fruits, etc.		
138 6	128	14	2	133 ...	132	1		Infractions aux lois des licences de boissons.		
								et de prohibition.		
								Contravention aux lois concernant la vente		
4 ...	4			10 ...	9			de boissons aux Sauvages.		
2 ...	2							1 Dommages malicieux à la propriété.		
2 ...	2			22 1	21	2		Autres dommages à la propriété.		
								Infractions aux lois concernant les maîtres et		
								serviteurs.		
								Inf. aux lois concernant les méd. et les dent.		
3 ...	1	2						“ de la milice.		
3 ...		1	2	12 ...	11			1 Divers délits.		
47 2	44	1	4	58 ...	56			2 Contraventions aux lois municipales.		
				5	5			Pratiquant divers états sans licence.		
21 5	19	1	6	6 1	4			3 Infractions aux lois sur l'hygiène publique.		
90 3	92		1	37 1	38			Délits ayant rapport aux chemins publics.		
4 4			8	1	1			Refusant de pourvoir aux besoins de la fa-		
								mille et négligence des enfants.		
1 ...			1	1 ...	1			Inf. aux lois concern. l'opium et les drogues.		
								Infract. aux lois concern. les pharmaciens.		
6 ...	6			4 ...	4			Profanation du dimanche.		
10 ...	1	3	6					Infractions aux lois des chemins de fer.		
				4 ...	4			Délits contre le revenu de l'Etat.		
								Infractions aux lois maritimes.		
2 ...	2			4 ...	1			3 Menaces et langage injurieux.		
10 1	11			4 ...	3			1 Empiètement.		
31 7	10	14	14	6 3	2	4		3 Vagabondage.		
338 2	309	25	6	217 1	218			Ivresse.		
1 ...	1							Exposition indécente.		
2 ...	2			6 ...	5			1 Langage insultant, obscène, profane.		
				1 ...	1			Fréquentant des maisons de désordre.		
27 ...	26	1						Conduite déréglée.		
11 ...	10		1	3 ...	3			Infractions aux lois des poids et mesures.		
1 1			2	9 2				11 Aliénation mentale.		
960 32	828	85	79	622 10	598	7	27	Totaux.		

TABLE v.—Summary convictions by police magistrates and other justices.

Offences.	PROVINCE OF ONTARIO—Continued.									
	THUNDER BAY.					VICTORIA.				
	Con- vic- tions. — Con- dam- na- tions.	Sentence.			Con- vic- tions. — Con- dam- na- tions.	Sentence.				
		Op- tion of a fine.	Com- mitted without option.	De- ferred &c.		Op- tion of a fine.	Com- mitted without option.	De- ferred &c.		
M.	F.				M.	F.				
Alien Restrictions Act.....	144		142	2						
Adulteration of food.....						7		7		
Assaults.....	33	1	28	3	3	9		9		
Breach of peace.....										
Carrying fire-arms and unlawful weapons.....	2		2			1		1		
Contempt of court.....										
Cruelty to animals.....	3		3							
Disturbing religious and like meetings.....										
Fishery and Game Acts, offences against.....	28	1	29			9		9		
Gambling Acts, offences against.....	37		37							
Immigration Act.....										
Incorrigibility.....										
Inspection and Sales Act, offences against.....										
Larceny.....	1				1					
“ of dogs, birds, &c. ....										
“ of timber, trees, fruits, &c.....	4		1		3					
Liquor License and Prohibition Acts, offences against.....	82	5	75	10	2	24		22		2
Violation of Indian liquor law.....	8		8							
Malicious injury to property.....	3		2		1	1		1		
Other damage to property.....	3				3					
Master's and Servant's Acts, offences against.....	1		1							
Medical and Dentistry Acts.....										
Militia Acts.....	11		5	5	1	2		1		1
Miscellaneous offences.....	5		2	3		1			1	
Municipal Acts and By-Laws, breaches of.....	97	4	77	1	23	4		4		
Exercising various callings without license.....	3		3							
Health By-laws, offences against.....	10	1	11			2		2		
Highways, offences relating to.....	106	2	97		11	16		16		
Non-support of family and neglect of children.....		1			1	3				3
Opium and Drug Acts, offences against.....	5		1	4						
Pharmacy Acts, offences against.....	2		2							
Profanation of the Lord's Day.....	9		9							
Railway Acts, offences against.....	3		3							
Revenue Laws.....						2		2		
Seamen's Acts.....	2		2							
Threats and abusive language.....	4		4			1		1		
Trespass.....	131	2	98	1	34					
Vagrancy.....	32	10	8	18	16	1			1	
Drunkenness.....	471	13	471	7	6	60		60		
Indecent exposure.....	1		1							
Insulting, obscene and profane language.....	7	2	9			2		2		
Frequenting bawdy houses.....	20		20							
Loose, idle, disorderly.....	43	1	37		7					
Weights and Measures Acts, offences against.....	1		1			2		2		
Insanity.....	8	5			13	6				6
Totals.....	1320	48	1,189	54	125	148	5	139	2	12

## SESSIONAL PAPER No. 10c

TABLEAU V.—Condamnations sommaires par magistrats de police et autres juges de paix.

PROVINCE D'ONTARIO— <i>Suite.</i>											
WATERLOO.					WELLAND.						
Con- vic- tions. — Con- dam- na- tions.		Sentence.			Con- vic- tions. — Con- dam- na- tions.		Sentence.			Offenses.	
		Op- tion of a fine.	Com- mitted without option.	De- ferred &c.			Op- tion of a fine.	Com- mitted without option.	De- ferred &c.		
M.   F.		Sur option	Empri- sonnés sans option.	Re- mise, etc.	M.   F.		Sur option	Empri- sonnés sans option.	Re- mise, etc.		
12	...	12	...	...	276	1	258	...	19		Inf. à loi des restrict. conc. les aubains.
16	2	17	...	1	1	...	1	...	...		Falsification de substances alimentaires.
10	...	10	...	...	4	...	2	...	2		Voies de fait.
2	...	2	...	...	11	1	12	...	...	Perturbation de la paix.	
...	...	...	...	...	15	...	15	...	...	Port d'armes illégal.	
...	...	...	...	...	...	...	...	...	...	Mépris de cour.	
1	...	1	...	...	7	...	7	...	...	Cruauté envers les animaux.	
...	...	...	...	...	4	...	4	...	...	Perturbation de réunions religieuses et autres.	
4	...	4	...	...	13	...	13	...	...	Infractions aux lois de chasse et de pêche.	
...	...	...	...	...	13	1	9	5	...	“ défendant le jeu.	
...	...	...	...	...	...	...	...	...	...	“ d'immigration.	
...	...	...	...	...	...	...	...	...	...	Incorrigible.	
...	...	...	...	...	...	...	...	...	...	Infractions aux lois d'inspection et ventes.	
...	...	...	...	...	...	...	...	...	...	Larcin.	
...	...	...	...	...	...	...	...	...	...	“ de chiens, oiseaux, etc.	
56	...	52	1	3	78	...	70	8	...	“ bois, arbres, fruits, etc.	
...	...	...	...	...	...	...	...	...	...	Infractions aux lois des licences de boissons	
...	...	...	...	...	...	...	...	...	...	et de prohibition.	
3	...	3	...	...	1	...	1	...	...	Contraventions aux lois concernant la vente	
...	...	...	...	...	...	...	...	...	...	de boissons aux Sauvages	
...	...	...	...	...	...	...	...	...	...	Dommages malicieux à la propriété.	
...	...	...	...	...	...	...	...	...	...	Autres dommages à la propriété.	
...	...	...	...	...	...	...	...	...	...	Infractions aux lois concernant les maîtres et	
...	...	...	...	...	...	...	...	...	...	serveurs.	
1	...	...	...	1	10	...	...	7	3	Inf. aux lois concernant la méd. et les dent.	
11	...	10	...	...	7	...	...	7	...	“ la milice.	
129	5	118	...	16	73	3	71	1	...	Divers petits délits.	
3	...	3	...	...	3	...	3	...	...	Contraventions aux lois municipales.	
1	...	1	...	...	7	...	7	...	...	Pratiquant divers états sans licence.	
190	1	191	...	...	155	1	155	...	1	Infractions aux lois sur l'hygiène publique	
8	2	...	10	...	4	5	1	...	...	Délits ayant rapport aux chemins publics.	
1	...	1	...	...	20	...	20	...	8	Refusant de pourvoir aux besoins de la fa-	
...	...	...	...	...	...	...	...	...	...	mille et négligence des enfants.	
7	...	4	...	3	18	...	18	...	...	Inf. aux lois concern. l'opium et les drogues.	
...	...	...	...	...	...	...	...	...	...	Infract. aux lois concern. les pharmaciens.	
1	...	1	...	...	1	...	1	...	...	Profanation du dimanche.	
...	...	...	...	...	...	...	...	...	...	Infractions aux lois des chemins de fer.	
1	...	1	...	...	1	...	...	...	...	Délits contre le revenu de l'Etat.	
16	...	14	...	2	44	...	23	...	...	Infractions aux lois maritimes.	
7	3	2	6	...	14	1	6	7	...	1 Menaces et langage injurieux.	
92	...	92	...	...	770	4	773	...	21	Empiètement.	
14	2	13	...	3	3	2	5	...	2	Vagabondage.	
9	...	9	...	...	...	...	...	...	1	Ivresse.	
17	...	17	...	...	6	1	5	...	...	Exposition indécente.	
1	1	...	...	2	1	...	1	...	...	Langage insultant, obscène, profane.	
613	16	578	7	44	1559	22	1,488	28	65	Fréquentant des maisons de désordre.	
...	...	...	...	...	...	...	...	...	...	Conduite déréglée.	
...	...	...	...	...	...	...	...	...	...	Infractions aux lois des poids et mesures.	
...	...	...	...	...	...	...	...	...	...	Aliénation mentale.	
...	...	...	...	...	...	...	...	...	...	Totaux.	

TABLE VI.—Summary convictions by police magistrates and other justices.

Offences.	PROVINCE OF ONTARIO— <i>Concluded.</i>									
	WELLINGTON.					WENTWORTH.				
	Con- vic- tions. — Con- dam- na- tions.	Sentence.			Con- vic- tions. — Con- dam- na- tions.	Sentence.			Con- vic- tions. — Con- dam- na- tions.	De- ferred &c.
		Op- tion of a fine.	Com- mitted without option.	De- ferred &c.		Op- tion of a fine.	Com- mitted without option.	De- ferred &c.		
		Sur option	Emprisonnés sans option.	Re- mise, etc.		Sur option	Emprisonnés sans option.	Re- mise, etc.		
	M.	F.			M.	F.				
Alien Restrictions Act.....	4	...	4	...	393	...	392	...	1	
Adulteration of food.....	5	...	5	...	5	...	5	...		
Assaults.....	14	...	13	1	66	9	62	...	7	
Breach of peace.....	3	...	3	...	...	...	...	...	...	
Carrying fire-arms and unlawful weapons...	1	...	1	...	4	...	1	...	3	
Contempt of court.....	1	...	1	...	...	...	...	...	...	
Cruelty to animals.....	6	...	6	...	20	...	20	...	...	
Disturbing religious and like meetings.....	...	...	...	...	...	...	...	...	...	
Fishery and Game Acts, offences against...	...	...	...	...	23	...	10	...	13	
Gambling Acts, offences against.....	12	...	12	...	146	...	146	...	...	
Immigration Act.....	...	...	...	...	...	...	...	...	...	
Incorrigibility.....	1	...	...	1	6	2	...	...	8	
Inspection and Sales Act, offences against...	...	...	...	...	2	3	3	...	2	
Larceny.....	1	...	...	1	...	...	...	...	...	
“ of dogs, birds, &c.....	...	...	...	...	...	...	...	...	...	
“ of timber, trees, fruits, &c.....	1	...	1	...	...	...	...	...	...	
Liquor License and Prohibition Acts, offences against	39	8	43	4	275	13	276	...	12	
Violation of Indian liquor law.....	...	...	...	...	1	...	1	...	...	
Malicious injury to property.....	1	...	1	...	41	2	38	...	8	
Other damage to property.....	...	...	...	...	...	...	...	...	...	
Master's and Servant's Acts, offences against	1	1	2	...	33	2	35	...	...	
Medical and Dentistry Acts, offences against	...	...	...	...	4	1	5	...	...	
Militia Acts.....	2	...	...	2	24	...	2	13	9	
Miscellaneous offences.....	1	...	1	...	...	...	...	...	...	
Municipal Acts and By-Laws, breaches of...	83	4	83	4	508	34	533	...	9	
Exercising various callings without license	1	...	1	...	2	...	2	...	...	
Health By-laws, offences against.....	10	1	10	1	2	...	2	...	...	
Highways, offences relating to.....	60	...	60	...	359	6	365	...	...	
Non support of family and neglect of children.	2	...	1	1	17	2	10	...	9	
Opium and Drug Act, offences against.....	2	...	2	...	2	1	2	...	1	
Pharmacy Acts, offences against.....	...	...	...	...	...	...	...	...	...	
Profanation of the Lord's Day.....	...	...	...	...	1	...	1	...	...	
Railway Acts, offences against.....	...	...	...	...	2	...	2	...	...	
Revenue Laws.....	...	...	...	...	1	...	1	...	...	
Seamen's Acts.....	...	...	...	...	...	...	...	...	...	
Threats and abusive language.....	1	...	1	...	12	...	...	...	12	
Trespass.....	44	...	15	29	106	12	107	...	11	
Vagrancy.....	12	1	7	4	23	12	3	11	21	
Drunkenness.....	203	...	199	4	365	7	359	...	13	
Indecent exposure.....	...	...	...	...	1	...	1	...	...	
Insulting, obscene and profane language..	2	...	2	...	3	2	4	...	1	
Frequenting bawdy houses.....	...	1	1	...	20	...	20	...	...	
Loose, idle, disorderly.....	30	3	33	...	82	...	82	...	...	
Weights and Measures Acts, offences against	2	...	2	...	5	...	5	...	...	
Insanity.....	1	...	...	1	27	12	...	...	39	
Totals.....	545	20	510	15	40 2578	120	2,495	24	179	

SESSIONAL PAPER No. 10c

TABLEAU V.—Condamnations sommaires par magistrats de police et autres juges de paix.

PROVINCE D'ONTARIO—Fin.									
YORK.				TOTALS OF ONTARIO.					
Sentence.				TOTAUX D'ONTARIO.					
Con- vic- tions.	Op- tion of a fine.	Com- mitted without option.	De- ferred &c.	Con- vic- tions.	Op- tion of a fine.	Com- mitted without option.	De- ferred &c.	Offenses.	
Con- dam- na- tions.	Sur- option	Empri- sonnés sans option.	Re- mise, etc.	Con- dam- na- tions.	Sur- option	Empri- sonnés sans option.	Re- mise, etc.		
M.   F.				M.   F.					
2 ...	2			1429	1	1336	38	56	Inf. à la loi des restrict. conc. les aubains.
14 ...	10			4 111		104		7	Falsification de substances alimentaires.
155 41	94	4	98	762 77		680	13	146	Voies de fait.
... 35	10		25	85 41		96		30	Perturbation de la paix.
28 ...	15		13	84 1		66		19	Port d'armes illégal.
				6 ...		4	1	1	Mépris de cour.
519 1	409		111	645 1		530		116	Cruauté envers les animaux.
				7 ...		3	1	3	Perturbation de réunions religieuses et autres.
2 ...	2			181 1		164	2	16	Infractions aux lois de chasse et de pêcheries.
516 1	497		20	1071 5		1034		42	“ défendant le jeu.
9 ...	3	6		54 2		41	13	2	“ d'immigration.
4 ...			4	24 11			11	24	Incorrigibilité.
2 ...	1		1	24 3		24		3	Infractions aux lois d'inspection et ventes.
26 2			29	27 4				31	Larcin.
37 ...	16		21	38 ...		17		21	“ de chiens, oiseaux, etc.
13 ...			13	18 ...		2		16	“ bois, arbres, fruits, etc.
640 25	652	11	2	2794 99		2710	111	72	Infractions aux lois des licences de boissons et de prohibition.
				31 3		28	2	4	Contraventions aux lois concernant la vente de boissons aux Sauvages.
16 6	6		16	197 9		154		52	Dommages malicieux à la propriété.
125 4	48		31	150 5		67		88	Autres dommages à la propriété.
13 ...	13			149 7		154	2		Infractions aux lois concernant les maîtres et serviteurs.
4 ...	4			16 3		18	1		Inf. aux lois concernant les méd. et les dent.
97 ...	15	68	14	385 ...		45	238	102	“ de la milice.
23 1	18		6	277 12		263	6	20	Divers délits.
2761 140	1,580	2	1,319	6128 283		4874	14	1523	Contraventions aux lois municipales.
102 33	28		107	172 34		90		116	Pratiquant divers états sans licence.
281 8	205		84	434 22		357	2	97	Infractions aux lois sur l'hygiène publique.
4878 121	3,325		1,674	9641 213		8112	2	1740	Délits ayant rapport aux chemins publics.
42 22	4	1	59	150 50		35	2	163	Refusant de pourvoir aux besoins de la famille et négligence des enfants.
50 4	28	19	7	104 5		76	23	16	Inf. aux lois concern. l'opium et les drogues.
				2 ...		2			Infractions aux lois concern. les pharmaciens
425 23	344		104	718 24		624		112	Profanation du dimanche.
				188 6		164	7	23	Infractions aux lois des chemins de fer.
3 ...	3			92 2		84	2	8	Délits contre le revenu de l'Etat.
				3 ...		3			Infractions aux lois maritimes.
1 ...			1	50 5		26	1	28	Menaces et langage injurieux.
303 16	144		180	840 36		564	4	308	Empiètement.
373 111	107	42	325	923 258		237	349	595	Vagabondage.
3539 267	3,661	4	141	10586 360		10637	114	174	Ivresse.
18 ...	17		1	37 ...		33	2	2	Exposition indécente.
15 13	9		19	148 46		158	1	35	Langage insultant, obscène, profane.
207 ...	193	1	13	328 7		313	5	17	Fréquentant des maisons de désordre
891 43	422	3	509	1562 77		1053	9	575	Conduite déréglée.
33 ...	28		5	87 2		79		10	Infraction aux lois des poids et mesures.
41 9			50	144 45				189	Aliénation mentale.
16,203 927	11,913	161	5,056	40895 1760		35083	976	6596	Totaux.



## SESSIONAL PAPER No. 10c

TABLEAU V.—Condamnations sommaires par magistrats de police et autres juges de paix.

PROVINCE DU MANITOBA.										
EASTERN—EST.					NORTHERN—NORD.					
Con- vic- tions. — Con- dam- na- tions.		Sentence.			Con- vic- tions. — Con- dam- na- tions.		Sentence.			Offenses.
		Op- tion of a fine.	Com- mitted without option.	De- ferred &c.			Op- tion of a fine.	Com- mitted without option.	De- ferred &c.	
M.	F.	Sur option	Empri- sonnés sans option.	Re- mise, etc.	M.	F.	Sur option	Empri- sonnés sans option.	Re- mise, etc.	
1					1					Inf. à la loi des restrict. conc. les aubains.
6		6								Falsification de substances alimentaires.
113	19	99	3		30	2		2		Voies de fait.
										Perturbation de la paix.
23		12			11					Port d'armes illégal.
4	1	2	1		2					Mépris de cour.
9	1	8			2					Cruauté envers les animaux.
2		2								Perturbation de réunions religieuses et autres.
3		3								Infraction aux lois de pêche et de chasse.
127		121			6					" défendant le jeu.
1			1							" d'immigration.
10	16		15		11					Incorrigibilité.
										Infractions aux lois d'inspection et ventes.
										Larcin.
										" de chiens, oiseaux, etc.
										" bois, arbres, fruits, etc.
125	13	138			7		7			Infractions aux lois des licences de boissons et de prohibition.
										Contravention aux lois concernant la vente de boissons aux Sauvages.
34	3	20	3		14					Dommages malicieux à la propriété.
29	1	21			9					Autres dommages à la propriété.
129	13	142			6		6			Infractions aux lois concernant les maîtres et serviteurs.
7		7								Inf. aux lois concernant les méd. et les dent.
53			24		29					" de la milice.
59	6	32			33					Divers délits.
818	55	730	5		138	4	4			Contraventions aux lois municipales.
137	5	104	1		37	1	1			Pratiquant divers états sans licence.
97	4	91			10					Infractions aux lois sur l'hygiène publique.
250	20	2,284			236					Délits ayant rapport aux chemins publics
19	1	11	4		5					Refusant de pourvoir aux besoins de la fa- mille et négligence des enfants
24	2	16	8		2					Inf. aux lois concern. l'opium et les drogues.
										Infract. aux lois concern. les pharmaciens.
131	14	194			11					Profanation du dimanche.
22		3	1		18					Infractions aux lois des chemins de fer.
										Délits contre le revenu de l'Etat.
15	1	10			6					Infractions aux lois maritimes.
3		2	1							Menaces et langage injurieux.
54	48	2	68		32					Empiétement.
911	106	945	1		71	2	2			Vagabondage.
4	3	2	4		1					Ivresse.
11	9	14			6					Exposition indécente.
7		3			4					Langage insultant, obscène, protane.
152	7	104	6		49					Fréquentant des maisons de désordre.
										Conduite déréglée.
										Infractions aux lois des poids et mesures.
16	5				21	4			4	Aliénation mentale.
5716	353	5,128	146		795	26	22		4	Totaux.

TABLE V.—Summary convictions by police magistrates and other justices.

Offences.	PROVINCE OF MANITOBA— <i>Concluded.</i>									
	PROVINCE DU MANITOBA— <i>Fin.</i>									
	SOUTHERN—SUD.					WESTERN—OUEST.				
	Con- vic- tions. — Con- dam- na- tions.	Sentence.				Con- vic- tions. — Con- dam- na- tions.	Sentence.			
		Op- tion of a fine. — Sur option	Com- mitted without option. — Em- pri- sonnés sans option	De- ferred &c. — Re- mise, etc.			Op- tion of a fine. — Sur option	Com- mitted without option. — Em- pri- sonnés sans option.	De- ferred &c. — Re- mise etc.	
	M.	F.				M.	F.			
Alien Registrations Act.....	4		4			75		75		
Adulteration of Food.....										
Assaults.....	2		2			6		6		
Breach of peace.....						3		3		
Carrying fire-arms and unlawful weapons..						1		1		
Contempt of court.....										
Cruelty to animals.....						2		2		
Disturbing religious and like meetings.....										
Fishery and Game Acts, offences against.....										
Gambling Acts.....						65		65		
Immigration Acts.....										
Incorrigibility.....						1			1	
Inspection and Sales Acts, offences against.....										
Larceny.....										
" of dogs, birds, &c.....						2		2		
" of timber, trees, fruits, &c.....						2		2		
Liquor License and Prohibition Acts, offences against	24		24			72	1	73		
Violation of Indian liquor law.....										
Malicious injury to property.....						1		1		
Other damage to property.....										
Master's and Servant's Acts, offences against	9		9			29		29		
Medical and Dentistry Acts, offences against										
Militia Act.....	1			1		5		1	4	
Miscellaneous minor offences.....	1		1			3		3		
Municipal Acts and By-laws, breaches of.....	1			1	123	13	128			8
Exercising various callings without license.....					1		1			
Health By-laws, offences against.....					1		1			
Highways, offences relating to.....					81	3	77			7
Non-support of family and neglect of child- ren.....					3		1			2
Opium and Drug Act, offences against.....					9	2	11			
Pharmacy Acts, offences against.....										
Profanation of the Lord's Day.....										
Railway Acts, offences against.....					2		2			
Revenue Laws.....										
Seamen's Acts.....										
Threats and abusive language.....					3	2	5			
Trespass.....					1		1			
Vagrancy.....					17	7	13		5	6
Drunkenness.....					22	2	19			5
Indecent exposure.....										
Insulting, obscene and profane language.....					1	1	2			
Frequenting bawdy houses.....										
Loose, idle, disorderly.....					3	1	4			
Weights and Measures Acts, offences against										
Insanity.....	1	1			2	12	16			28
Totals.....	43	1	40		4	543	49	526	10	56



TABLE V.—Summary convictions by police magistrates and other justices.

Offences.	PROVINCE OF SASKATCHEWAN—Continued.									
	ESTEVAN.				HUMBOLDT.					
	Con- vic- tions — Con- dam- na- tions. M.   F.	Sentence.			Con- vic- tions. — Con- dam- na- tions. M.   F.	Sentence.				
		Op- tion of a fine. — Sur option	Com- mitted without option. — Emprisonnés sans option.	De- ferred &c. — Re- mise, etc.		Op- tion of a fine. — Sur option	Com- mitted without option. — Emprisonnés sans option.	De- ferred &c. — Re- mise, etc.		
Alien Restrictions Act.....	74		74		1	1				
Adulteration of food.....										
Assaults.....	28	1	29		29	2	30	1		
Breach of peace.....					3		3			
Carrying fire-arms and unlawful weapons...	4		4							
Contempt of court.....										
Cruelty to animals.....	8		8		1	1				
Disturbing religious and like meetings.....										
Fishery and Game Acts, offences against.....					3	3				
Gambling Acts, offences against.....										
Immigration Act.....	6		6							
Incorrigibility.....										
Inspection and Sales Act, offences against.....										
Larceny.....										
“ of dogs, birds, &c.....	1		1							
“ of timber, trees, fruits, &c.....										
Liquor License and Prohibition Acts, offences against.....	19		19		1		1			
Violation of Indian liquor law.....					7	7				
Malicious injury to property.....	2		2		3	3				
Other damage to property.....	3		3							
Master's and Servant's Acts, offences against.....	25		52		4	4				
Medical and Dentistry Acts, offences against.....										
Militia Acts.....										
Miscellaneous offences.....					2	2				
Municipal Acts and By-laws, breaches of.....	11	1	12		6	6				
Exercising various callings without license.....	2		2		4	4				
Health By-laws, offences against.....										
Highways, offences relating to.....	2		2		1	1				
Non-support of family and neglect of children.....										
Opium and Drug Acts, offences against.....										
Pharmacy Acts, offences against.....										
Profanation of the Lord's Day.....										
Railway Acts, offences against.....	4		4		1	1				
Revenue Laws.....										
Seamen's Acts.....										
Threats and abusive language.....	1		1		1	1				
Trespass.....										
Vagrancy.....	3		3							
Drunkenness.....	31		30	1	5	5				
Indecent exposure.....					2	2				
Insulting, obscene and profane language.....	1		1							
Frequenting bawdy houses.....										
Loose, idle, disorderly.....										
Weights and Measures Acts, offences against.....										
Insanity.....	2			2	3	1		4		
Totals.....	227	2	226	1	2	77	3	47	1	5

## SESSIONAL PAPER No. 10c

TABLEAU V.—Condamnations sommaires par magistrats de police et autres juges de paix.

PROVINCE DE SASKATCHEWAN— <i>Suite.</i>										
KERR ROBERT.					KINDERSLEY.					Offenses
Con- vic- tions.  Con- dam- na- tions.		Sentence.			Con- vic- tions.  Con- dam- na- tions.		Sentence.			
		Op- tion of a fine.	Com- mitted without option.	De- ferred &c.			Op- tion of a fine.	Com- mitted without option.	De- ferred &c.	
M.   F.		Sur option	Empri- sonnés sans option.	Re- mise, etc.	M.   F.		Sur option	Empri- sonnés sans option.	Re- mise, etc.	
1		1			3		3			
20		19	1		17		14	3		
					5		5			
1		1								
2		2			1		1			
					4		4			
10		10			5		5			
2		2			2		2			
26		26			3		3			
					17		16			
1		1								
7		7								
16		15	1		10		10			
1		1			3		3			
					3		3			
					1		1			
					1		1			
1		1								
2	1	3			1		1			

TABLE V.—Summary convictions by police magistrates and other justices.

Offences.	PROVINCE OF SASKATCHEWAN—Continued.											
	MELVILLE.						MOOSE JAW.					
	Con- vic- tions. — Con- dam- na- tions.	Sentence.				Con- vic- tions. — Con- dam- na- tions.	Sentence.					
		Op- tion of a fine. — Sur option	Com- mitted without option. — Empri- sonnés sans option.	De- ferred &c. — Re- mise, etc.	M.   F.		Op- tion of a fine. — Sur option	Com- mitted without option. — Empri- sonnés sans option.	De- ferred &c. — Re- mise, etc.	M.   F.		
Alien Restrictions Act.....	122		122			56		56				
Adulteration of food.....												
Assaults.....	50	4	51	1	2	39		35	4			
Breach of peace .....	2		1	1		6		6				
Carrying fire-arms and unlawful weapons...	1		1			2		2				
Contempt of court.....						1		1				
Cruelty to animals .....	2		2			4		4				
Disturbing religious and like meetings.												
Fishery and Game Acts, offences against...	4		4			3		3				
Gambling Acts, offences against.....						18		18				
Immigration Act .....												
Incorrigibility.....												
Inspection and Sales Act, offences against..												
Larceny .....												
“ of dogs, birds, &c.....												
“ of timber, trees, fruits, &c.....	1		1									
Liquor License and Prohibition Acts, offences against.....	20		20			110	3	111	1		1	
Violation of Indian liquor law.....	2		2									
Malicious injury to property.....	3		3			4		4				
Other damage to property.....												
Master's and Servant's Acts, offences against	20		20			46	1	45			2	
Medical and Dentistry Acts, offences against.						1		1				
Militia Acts .....	2		2			1		1				
Miscellaneous offences.....	5		5			11		11				
Municipal Acts and By-laws, breaches of...	31	1	30		2	26		26				
Exercising various callings without license	6		6			12		12				
Health By-laws, offences against.....						2		2				
Highways, offences relating to.....	2		2			147		146			1	
Non-support family and neglect of child- ren.....	1				1	1		1				
Opium and Drug Act, offences against.....						11	1	9	1		2	
Pharmacy Acts, offences against.....						2		2				
Profanation of the Lord's Day.....												
Railway Acts, offences against.....						1	2	3				
Revenue Laws .....												
Seamen's Acts .....												
Threats and abusive language.....	2		1		1	3		3				
Trespass.....	1		1									
Vagrancy .....	1					60	11	24	29		18	
Drunkenness.....	17		17			41	6	43	4			
Indecent exposure.....						1		1				
Insulting, obscene and profane language..						1	1	2				
Frequenting bawdy houses.....						10		3			7	
Loose, idle, disorderly.....	9		9			4		3	1			
Weights and Measures Acts, offences against												
Insanity.....	1	1				2	9	1			10	
Totals.....	305	6	300	3	8	633	26	578	40		41	

## SESSIONAL PAPER No. 10c

TABLEAU v.—Condamnations sommaires par magistrats de police et autres juges de paix.

PROVINCE DE SASKATCHEWAN—Suite										
MOOSOMIN.					PRINCE ALBERT.					
Con- vic- tions. — Con- dam- na- tions.	Sentence.			De- ferred &c. — Re- mise, etc.	Con- vic- tions. — Con- dam- na- tions.	Sentence.			Offenses.	
	Op- tion of a fine.	Com- mitted without option.	De- ferred &c.			Op- tion of a fine.	Com- mitted without option.	De- ferred &c.		
M.   F.	Sur option	Emprisonnés sans option.			M.   F.	Sur option	Emprisonnés sans option.			
7		7			2		2		Inf. à la loi des restrict. conc. les aubains.	
13	4	16	1		31	1	25	3	Falsification de substances alimentaires.	
5		4	1		4		4		Voies de fait.	
5		3	2		2		2		Perturbation de la paix.	
1		1							Port d'armes illégal.	
2		2							Mépris de cour.	
									Cruauté envers les animaux.	
2		1	1		6		6		Perturbation de réunions religieuses et autres.	
									Infractions aux lois de pêche et de chasse.	
									“ défendant le jeu.	
									“ d'immigration.	
									Incorrigibilité.	
									Infractions aux lois d'inspection et ventes.	
									Larcin.	
3		3							“ de chins, oiseaux, etc.	
12		12			114	1	112	2	“ bois, arbres, fruits, etc.	
									Infractions aux lois des licences de boissons et de prohibition.	
2		2			1		1		Contravention aux lois concernant la vente de boissons aux Sauvages.	
1		1			2		2		Domnages malicieux à la propriété.	
9		9			27	3	30		Autres domnages à la propriété.	
									Infractions aux lois concernant les maîtres et serviteurs.	
2		2							Inf. aux lois concernant les méd. et les dent.	
2			2		3			3	“ de la milice.	
4		4			13	1	13		Divers délits.	
7		7			30		30		Contraventions aux lois municipales.	
6		6			3		3		Pratiquant divers états sans licence.	
2		2			6		6		Infractions aux lois sur l'hygiène publique.	
11		11			17		17		Délits ayant rapport aux chemins publics.	
									Refusant de pourvoir aux besoins de la famille et négligence des enfants.	
									Inf. aux lois concern. l'opium et les drogues.	
									Infract. aux lois concern. les pharmaciens.	
5		5							Profanation du dimanche.	
					1		1		Infractions aux lois des chemins de fer.	
									Délits contre le revenu de l'Etat.	
									Infractions aux lois maritimes.	
7		6	1		1		1		Menaces et langage injurieux.	
13	3	2	13	1	4		4		Empiètement.	
14		14			8	3	8	3	Vagabondage.	
					102	5	105	1	Ivresse.	
1		1							Exposition indécente.	
									Langage insultant, obscène, profane.	
	2		2		4		4		Fréquentant des maisons de désordre.	
					3		3		Conduite déréglée.	
3				3	5	1			Infractions aux lois des poids et mesures.	
								6	Aliénation mentale.	
139	9	121	23	4	389	15	379	12	13	Totaux.

TABLE V.—Summary convictions by police magistrates and other justices.

Offences	PROVINCE OF SASKATCHEWAN—Continued.										
	REGINA.						SASKATOON.				
	Con- vic- tions. — Con- dam- na- tions.	Sentence.			Con- vic- tions. — Con- dam- na- tions.	Sentence.			De- ferred &c. — Re- mise, etc.		
		Op- tion of a fine.	Com- mitted without option.	De- ferred &c.		Op- tion of a fine.	Com- mitted without option.	De- ferred &c.			
										Sur option	Empr- sonnés sans option.
M.   F.					M.   F.						
Alien Restrictions Act .....	42	...	36	5	1	5	...	4	...	1	
Adulteration of food .....											
Assaults .....	53	3	54	1	1	59	5	63	5	6	
Breach of peace .....	1		1			4		4			
Carrying fire-arms and unlawful weapons ..	1		1			2		2			
Contempt of court .....											
Cruelty to animals .....	7		7			4		4			
Disturbing religious and like meetings .....											
Fishery and Game Acts, offences against ...	10		10								
Gambling Acts, offences against .....	1		1			44		44			
Immigration Act .....											
Incorrigibility .....											
Inspection and Sales Act, offences against ..											
Larceny .....						2		2			
“ of dogs, birds, &c. ....											
“ of timber, trees, fruits, &c. ....											
Liquor License and Prohibition Acts, offen- ces against .....	85		85			106	3	103	5	1	
Violation of Indian liquor law .....	1			1							
Malicious injury to property .....	12	1	13			4		4			
Other damage to property .....	1		1			6		6			
Master's and Servant's Acts, offences against.	67	1	68			78	2	80			
Medical and Dentistry Acts, offences against	1		1								
Militia Acts .....	14		1	9	4	3			2	1	
Miscellaneous offences .....	6		5	1		4		4			
Municipal Acts and By-Laws, breaches of ..	29	2	30		1	103	7	110			
Exercising various callings without license.	4		4			36		36			
Health By-laws, offences against .....	2		2			32	1	33			
Highways, offences relating to .....	13		31			146	1	147			
Non-support of family and neglect of child- ren .....	2	1	3			1		1			
Opium and Drug Act, offences against .....	1		1			13		11	1	1	
Pharmacy Acts, offences against .....											
Profanation of the Lord's Day .....	8		8								
Railway Acts, offences against .....						1		1			
Revenue Laws .....	1		1								
Seamen's Acts .....											
Threats and abusive language .....	1		1								
Trespass .....	5		5								
Vagrancy .....	62	38	18	17	65	34	8	18	9	15	
Drunkenness .....	20		19		1	330	6	318		18	
Indecent exposure .....	1		1			1		1			
Insulting, obscene and profane language ..	2	1	2		1						
Frequenting bawdy houses .....						13		13			
Loose, idle, disorderly .....	7		6		1	1		1			
Weights and Measures Acts, offences against.						1		1			
Insanity .....	29	4			33	19	6			25	
Totals .....	507	51	416	34	108	1052	39	1,001	22	68	

## SESSIONAL PAPER No. 10c

TABLEAU V.—Condamnations sommaires par magistrats de police et autres juges de paix.

PROVINCE DE SASKATCHEWAN—Suite.										
SCOTT.				SWIFT CURRENT.				Offenses.		
Sentence.				Sentence.						
Con- vic- tions. — Con- dam- na- tions.	Op- tion of a fine. — Sur option	Com- mitted without option. — Emprisonnés sans option.	De- ferred &c. — Re- mise, etc.	Con- vic- tions. — Con- dam- na- tions.	Op- tion of a fine. — Sur option	Com- mitted without option. — Emprisonnés sans option.	De- ferred &c. — Re- mise, etc.			
M.   F.				M.   F.						
				9		9		Inf. à la loi des restrict. conc. les oubains.		
16	15	1		91	1	85	5	Falsifications de substances alimentaires.		
3	3			19		19		Voies de fait.		
				8		8		Perturbation de la paix.		
				3		3		Port d'armes illégal.		
				16		16		Mépris de cours.		
3	3							Cruauté envers les animaux.		
8	8			2		2		Perturbation de réunions religieuses et autres		
				2		2		Infractions aux lois de pêche et de chasse.		
								" défendant le jeu.		
								" d'immigration.		
								Incorrigibilité.		
								Infractions aux lois d'inspection et ventes.		
								Larcin.		
9	8	1		3		2	1	" de chiens, oiseaux, etc.		
				194	2	195	1	" bois, arbres, fruits, etc.		
								Infractions aux lois des licences de boissons		
								et de prohibition.		
				9		8	1	Contravention aux lois concernant la vente		
2	2			2		2		de boissons aux Sauvages.		
10	10			77		77		Dommages malicieux à la propriété.		
								Autres dommages à la propriété.		
				3		3		Infractions aux lois concernant les maîtres et		
								serviteurs.		
								Inf. aux lois concernant les méd. et les dent.		
								" de la milice.		
6	6			1		1		Divers délits.		
				105		102	3	Contraventions aux lois municipales.		
				9		9		Pratiquant divers états sans licence.		
				4		4		Infractions aux lois sur l'hygiène publique.		
				38		38		Délits ayant rapport aux chemins publics.		
				3		3		Refusant de pourvoir aux besoins de la fa-		
								mille et négligence des enfants.		
				4		4		Inf. aux lois concern. l'opium et les drogues.		
				2		2		Infract. aux lois concern. les pharmaciens.		
								Profanation du dimanche.		
				1		1		Infractions aux lois des chemins de fer.		
								Délits contre le revenu de l'Etat.		
				6		4	1	Infractions aux lois maritimes.		
7	1	4	3	2		2		Menaces et langage injurieux.		
2	2			43	4	42	4	Empiètement.		
				104	1	103	2	Vagabondage.		
				1		1		Ivresse.		
				1		1		Exposition indécente.		
				8		8		Langage insultant, obscène, profane.		
				19	2	21		Fréquentant des maisons de désordre.		
1	1							Conduite déréglée.		
				7	2			Infractions aux lois des poids et mesures.		
								Aliénation mentale.		
67	1	62	5	1	176	12	777	14	17	Totaux.

TABLE V.—Summary convictions by police magistrates and other justices.

Offences.	PROVINCE OF SASKATCHEWAN— <i>Concluded.</i>							
	WEYBURN.				WINTARD.			
	Con- victions. — Con- dam- na- tions.	Sentence.			Con- victions. — Con- dam- na- tions.	Sentence.		
		Op- tion of a fine.	Com- mitted without option.	De- ferred &c.		Op- tion of a fine.	Com- mitted without option.	De- ferred &c.
		Sur option	Emprisonnés sans option.	Re- mise, etc.		Sur option	Emprisonnés sans option.	Re- mise, etc.
	M.	F.			M.	F.		
Alien Restrictions Act.....	73	1	70	3	88	1	88	
Adulteration of food.....	40		38	1	28		25	2
Assaults.....	23		23		2		2	
Breach of peace.....	2		2		2		2	
Carrying fire-arms and unlawful weapons...	7	1	8	1				
Contempt of court.....	1		1					
Cruelty to animals.....	1		1					
Disturbing religious and like meetings...	1		1		2		2	
Fishery and Game Acts, offences against...	3		3					
Gambling Acts.....	1			1				
Immigration Acts.....								
Incorrigibility.....	15	1	15	1	4		4	
Inspection and Sales Act, offences against...					4	1	5	
Larceny.....								
“ of dogs, birds, &c.....								
“ of timber, trees, fruits, &c.....								
Liquor License and Prohibition Acts, offences against.								
Violation of Indian liquor law.....	7		7		8	1	9	
Malicious injury to property.....	2		2					
Other damage to property.....	80		80		7		7	
Master's and Servant's Acts, offences against								
Medical and Dentistry Acts, offences against	2		2		2		2	
Militia Acts.....	6		5	1	1		1	
Miscellaneous offences.....	51		50	1	12		12	
Municipal Acts and By-laws, breaches of...	4		4					
Exercising various callings without license.	2		2		1		1	
Health By-laws, offences against.....	14		14		1		1	
Highways, offences relating to.....	4		4		1		1	
Non-support of family and neglect of children.	2		2					
Opium and Drug Act, offences against.....								
Pharmacy Acts, offences against.....	1		1					
Profanation of the Lord's Day.....	2		2					
Railway Acts, offences against.....								
Revenue Laws.....								
Seamen's Acts.....								
Threats and abusive language.....								
Trespass.....	36	2	33	4	4		3	1
Vagrancy.....	39		38	1	5		2	3
Drunkenness.....	2			2				
Indecent exposure.....					1		1	
Insulting, obscene and profane language.								
Insulting, obscene and profane language.								
Frequenting bawdy houses.....	5		5					
Loose, idle, disorderly.....								
Weights and Measures Acts, offences against	5			5	1			1
Insanity.....								
Totals.....	430	4	412	7	174	2	168	6

SESSIONAL PAPER No. 10c

TABLEAU V.—Condamnations sommaires par magistrats de police et autres juges de paix.

PROVINCE DE SASKATCHEWAN—Fin.									
YORKTON.				Totals of Saskatchewan.					
Sentence.				Totaux de Saskatchewan.					
Con- vic- tions.				Con- vic- tions.				Offenses.	
—	Op- tion of a fine.	Com- mitted without option.	De- ferred &c.	—	Op- tion of a fine.	Com- mitted without option.	De- ferred &c.		
Con- dam- na- tions.	—	—	—	Con- dam- na- tions.	—	—	—		
M.   F.	Sur option	Empri- sonnés sans option.	Re- mise, etc.	M.   F.	Sur option	Empri- sonnés sans option.	Re- mise, etc.		
182 ...	180 .....		2	674 ...	661 .....	6	7	Inf. à la loi des restrict. conc. les aubains.	
68 1	96 .....			645 22	618 .....	30	19	Falsification de substances alimentaires.	
1 ...	1 .....			77 ...	74 .....	3		Voies de fait.	
6 ...	6 .....			48 ...	45 .....	2	1	Perturbation de la paix.	
5 ...	5 .....			5 ...	5 .....			Port d'armes illégal.	
3 ...	1 .....		2	65 1	66 .....			Mépris de cour.	
9 ...	9 .....			7 ...	5 .....		2	Cruauté envers les animaux.	
				67 ...	64 .....	3		Perturbation de réunions religieuses et autres.	
				77 ...	77 .....			Infractions aux lois de pêche et de chasse.	
				6 ...	6 .....			" défendant le jeu.	
				1 ...				" d'immigration.	
				2 ...	2 .....		1	Incorrigibilité.	
				1 ...	1 .....			Infractions aux lois d'inspection et ventes.	
				12 ...	11 .....			Larcin.	
13 ...	13 .....			744 10	736 .....	15	3	" de chiens, oiseaux, etc.	
4 ...	4 .....			19 1	19 .....	1		" bois, arbres, fruits, etc.	
15 1	16 .....			79 3	81 .....	1		Infractions aux lois des licences de boissons	
26 2	27 .....	1		37 ...	37 .....			et de prohibition.	
1 1	2 .....			591 10	597 .....	1	3	Contravention aux lois concernant la vente	
2 ...	2 .....			11 1	12 .....			de boissons aux Sauvages.	
57 2	59 .....			38 ...	10 .....	19		Dommages malicieux à la propriété.	
7 ...	7 .....			62 1	60 .....	1		Autres dommages à la propriété.	
2 ...	2 .....			570 13	575 .....			Infractions aux lois concernant les maîtres et	
10 ...	10 .....			102 ...	102 .....			serveurs.	
				54 1	55 .....			Inf. aux lois concernant les méd. et les dent.	
				440 1	440 .....			" de la milice.	
				15 1	15 .....		9	Divers délits.	
				37 1	31 .....	3	8	Contraventions aux lois municipales.	
				2 ...	2 .....			Pratiquant divers états sans licence.	
				12 ...	12 .....			Infractions aux lois sur l'hygiène publique.	
2 ...	2 .....			16 2	18 .....			Délits ayant rapport aux chemins publics.	
3 ...	2 .....			6 ...	5 .....		1	Refusant de pourvoir aux besoins de la fa-	
								mille et négligence des enfants.	
3 ...	2 .....		1	18 ...	14 .....	1	4	Inf. aux lois concern. l'opium et les drogues.	
2 ...	2 .....			21 ...	20 .....			Infract. aux lois concern. les pharmaciens.	
11 2	9 ...	3	1	308 72	187 .....	90	103	Profanation du dimanche.	
24 ...	24 .....			751 19	737 .....	12	21	Infractions aux lois des chemins de fer.	
				8 ...	6 .....			Délits contre le revenu de l'Etat.	
2 ...	2 .....			10 2	11 .....			Infractions aux lois maritimes.	
				35 ...	28 .....			Menaces et langage injurieux.	
4 ...	4 .....			54 4	54 .....	3		Empiètement.	
				2 ...	2 .....			Vagabondage.	
1 ...			1	97 16			113	Ivresse.	
463 9	460 .....	4	8	5826 181	5,501 .....	192	314	Exposition indécente.	
								Langage insultant, obscène, profane.	
								Fréquentant des maisons de désordre.	
								Conduite déréglée.	
								Infractions aux lois des poids et mesures.	
								Aliénation mentale.	
								.....Totaux.	

TABLE V.—Summary convictions by police magistrates and other justices.

Offences.	PROVINCE OF ALBERTA.							
	ATHABASKA.				BASSANO.			
	Con- vic- tions. — Con- dam- na- tions.	Sentence.			Con- vic- tions. — Con- dam- na- tions.	Sentence.		
		Op- tion of a fine.	Com- mitted without option.	De- ferred &c.		Op- tion of a fine.	Com- mitted without option.	De- ferred &c.
		Sur option	Empri- sonnés sans option.	Re- mise, etc.		Sur- option	Empri- sonnés sans option.	Re- mise, etc.
	M.	F.			M.	F.		
Alien Restrictions Act.....	8	...	5	3	...	...	...	...
Adulteration of food.....	...	...	...	...	...	...	...	...
Assaults.....	55	3	53	2	3	2	2	...
Breach of peace.....	1	...	1	...	...	...	...	...
Carrying fire-arms and unlawful weapons...	3	...	3	...	1	...	1	...
Contempt of court.....	1	...	1	...	...	...	...	...
Cruelty to animals.....	4	1	5	...	...	...	...	...
Disturbing religious and like meetings....	...	...	...	...	...	...	...	...
Fishery and Game Acts, offences against...	30	...	29	...	1	2	2	...
Gambling Acts ".....	...	...	...	...	4	...	3	1
Immigration Acts ".....	...	...	...	...	...	...	...	...
Incorrigibility.....	...	...	...	...	...	...	...	...
Inspection and Sales Act, offences against..	...	...	...	...	...	...	...	...
Larceny.....	...	...	...	...	...	...	...	...
" of dogs, birds, &c. ....	...	...	...	...	...	...	...	...
" of timber, trees, fruits, &c.....	...	...	...	...	...	...	...	...
Liquor License and Prohibition Acts, offences against.....	24	...	23	1	5	...	5	...
Violation of Indian liquor law.....	1	...	1	...	...	...	...	...
Malicious injury to property.....	7	...	7	...	...	...	...	...
Other damage to property.....	...	...	...	...	...	...	...	...
Master's and Servant's Act, offences against	26	...	26	...	12	...	12	...
Medical and Dentistry Acts, offences against	...	...	...	...	...	...	...	...
Militia Acts ".....	...	...	...	...	...	...	...	...
Miscellaneous offences. ....	5	...	5	...	...	...	...	...
Municipal Acts and By-laws, breaches of...	15	3	18	...	6	...	6	...
Exercising various callings without license	3	...	3	...	...	...	...	...
Health By-laws, offences against.....	7	...	7	...	...	...	...	...
Highways, offences relating to.....	...	...	...	...	...	...	...	...
Non-support of family and neglect of child- ren.....	2	...	2	...	...	...	...	...
Opium and Drug Act, offences against.....	...	...	...	...	...	...	...	...
Pharmacy Acts, offences against.....	...	...	...	...	...	...	...	...
Profanation of the Lord's Day.....	...	...	...	...	...	...	...	...
Railway Acts, offences against.....	...	...	...	...	...	...	...	...
Revenue Laws ".....	...	...	...	...	...	...	...	...
Seamen's Acts ".....	...	...	...	...	...	...	...	...
Threats and abusive language.....	6	...	6	...	...	...	...	...
Trespass.....	4	...	4	...	...	...	...	...
Vagrancy.....	3	1	2	1	1	...	...	...
Drunkenness.....	15	...	15	...	1	...	1	...
Indecent exposure.....	...	...	...	...	...	...	...	...
Insulting, obscene and profane language..	2	...	2	...	...	...	...	...
Frequenting bawdy houses.....	...	...	...	...	...	...	...	...
Loose, idle, disorderly. ....	1	...	1	...	...	...	...	...
Weights and Measures Acts, offences against	...	...	...	...	...	...	...	...
Insanity.....	7	...	...	...	7	4	...	4
Totals.....	230	8	219	7	12	37	32	5

## SESSIONAL PAPER No. 10c

TABLEAU V.—Condamnations sommaires par magistrats de police et autres juges du paix.

PROVINCE D'ALBERTA.										
CALGARY.					EDMONTON.					Offenses.
Sentence.					Sentence.					
Con- vic- tions. —		Op- tion of a fine.	Com- mitted without option.	De- ferred &c.	Con- vic- tions. —		Op- tion of a fine.	Com- mitted without option.	De- ferred &c.	
Con- dam- na- tions.		Sur- option	Em- pri- sonnés sans option.	Re- mise, etc.	Con- dam- na- tions.		Sur- option	Em- pri- sonnés sans option.	Re- mise, etc.	
M.	F.				M.	F.				
55	...	51	3	1	51	...	44	6	1	Inf. à la loi des restrict. conc. les aubains.
2	...	2	...	...	...	...	...	...	...	Falsification de substances alimentaires.
94	5	85	10	4	97	5	95	1	6	Voies de fait.
6	...	6	...	...	15	...	12	...	3	Perturbation de la paix.
6	...	5	1	...	5	...	5	...	...	Port d'armes illégal.
...	...	...	...	...	3	...	3	...	...	Mépris de cour.
23	...	23	...	...	12	...	11	1	...	Cruauté envers les animaux.
...	...	...	...	...	...	...	...	...	...	Perturbation de réunions religieuses et autres
18	...	18	...	...	28	...	26	...	2	Infractions aux lois de pêche et de chasse.
78	...	75	...	3	14	...	14	...	...	" défendant le jeu.
...	...	...	...	...	1	...	1	...	...	" d'immigration.
...	...	...	...	...	...	...	...	...	...	Incorrigibilité.
...	...	...	...	...	...	...	...	...	...	Infractions aux lois d'inspection et ventes
...	...	...	...	...	1	...	1	...	...	Larcin.
...	...	...	...	...	...	...	...	...	...	" de chiens, oiseaux, etc.
...	...	...	...	...	...	...	...	...	...	" bois, arbres, fruits, etc.
292	15	306	...	1	263	6	269	...	...	Infractions aux lois de licences de boissons
...	...	...	...	...	...	...	...	...	...	et de prohibition.
37	2	38	1	...	...	...	...	...	...	Contravention aux lois concernant la vente
...	...	...	...	...	...	...	...	...	...	de boissons aux Sauvages.
7	...	3	4	...	20	...	20	...	...	Domages malicieux à la propriété.
15	4	17	...	2	2	...	2	...	...	Autres dommages à la propriété.
221	9	211	12	7	55	2	57	...	...	Infractions aux lois concernant les maîtres
...	...	...	...	...	...	...	...	...	...	et serveurs.
...	...	...	...	...	6	...	6	...	...	Inf. aux lois concernant les méd. et les dent
11	...	1	6	4	6	...	2	3	1	" de la milice.
10	...	9	...	1	7	...	7	...	...	Divers délits.
570	23	571	...	22	165	14	177	...	2	Contraventions aux lois municipales.
17	...	17	...	...	...	...	...	...	...	Pratiquant divers états sans licence.
8	6	13	...	1	9	1	8	1	1	Infractions aux lois sur l'hygiène publique.
266	4	269	...	1	112	...	112	...	...	Délits ayant rapport aux chemins publics.
1	...	1	...	...	11	2	7	4	2	Refusant de pourvoir aux besoins de la fa- mille et négligence des enfants.
32	1	31	2	...	6	...	6	...	...	Inf. aux lois concern. l'opium et les drogues.
5	2	5	...	2	...	...	...	...	...	Infract. aux lois concern. les pharmaciens.
5	4	9	...	...	2	...	2	...	...	Profanation du dimanche.
17	...	16	1	...	3	...	3	...	...	Infractions aux lois des chemins de fer.
9	...	9	...	...	1	...	1	...	...	Délits contre le revenu de l'Etat.
...	...	...	...	...	...	...	...	...	...	Infractions aux lois maritimes.
7	...	4	...	3	7	...	5	...	2	Menaces et langage injurieux.
9	...	7	...	1	6	...	6	...	...	Empiètement.
67	30	25	33	39	11	9	1	13	6	Vagabondage.
157	17	170	...	4	79	1	76	...	4	Ivresse.
2	...	1	1	...	1	1	2	...	...	Exposition indécente.
5	2	6	...	1	4	...	4	...	...	Langage insultant, obscène, profane.
29	...	29	...	...	4	...	3	...	1	Fréquentant des maisons de désordre.
7	...	7	...	...	3	...	3	...	...	Conduite déréglée.
...	...	...	...	...	...	...	...	...	...	Infractions aux lois des poids et mesures.
17	4	...	...	21	24	5	...	...	29	Aliénation mentale.
2104	128	2,040	74	118	1034	46	991	29	60	Totaux.



## SESSIONAL PAPER No. 10c

TABLEAU V.—Condamnations sommaires par magistrats de police et autres juges de paix.

PROVINCE D'ALBERTA—*Suite.*

MEDICINE HAT.				RED DEER.				Offenses.
Sentence.				Sentence.				
Con- vic- tions. — Con- dam- na- tions.	Op- tion of a fine. — Sur option	Com- mitted without option. — Empri- sonnés sans option.	De- ferred &c. — Re- mise, etc.	Con- vic- tions. — Con- dam- na- tions.	Op- tion of a fine. — Sur option	Com- mitted without option. — Empri- sonnés sans option.	De- ferred &c. — Re- mise, etc.	
M.   F.				M.   F.				
49 ...		49		15 ...	14	1		Inf. à la loi des restrict. conc. les aubains.
21 2		33		19	16		3	Falsification de substances alimentaires.
4 ...		4		1	1			Voies de fait.
1 ...		1		2	2			Perturbation de la paix.
3 ...		3		4	4			Port d'armes illégal.
								Mépris de cour.
								Cruauté envers les animaux.
				8	8			Perturbation de réunions religieuses et autres
65 ...		65		1	1			Infractions aux lois de pêche et de chasse.
								" défendant le jeu.
								" d'immigration.
								Incorrigibilité.
								Infractions aux lois d'inspection et ventes.
1 ...		1						Larcin.
								" de chiens, oiseaux, etc.
66 1		58	9	3	3			" bois arbres, fruits, etc.
								Infractions aux lois des licences de boissons
								et de prohibition.
								Contravention aux lois concernant la vente
11 1		12		3	3			de boissons aux Sauvages.
1 ...		1						Dommages malicieux à la propriété.
43 ...		43		10	10			Autres dommages à la propriété.
								Infractions aux lois concernant les maîtres et
								serviteurs.
			3	2				Inf. aux lois concernant les méd. et les dent.
5 ...								" de la milice
8 ...		6	2	3	3			Divers petit délits.
77 1		76		2	9	9		Contraventions aux lois municipales.
11 ...		11						Pratiquant divers états sans licence.
3 ...		3		1	1			Infractions aux lois sur l'hygiène publique.
50 1		51		11	11			Délits ayant rapport aux chemins publics.
4 1		3	1	1	1			Refusant de pourvoir aux besoins de la fa-
								mille et négligence des enfants.
44 ...		44		1	1			Inf. aux lois concern. l'opium et les drogues.
								Infractions aux lois concern. les pharmaciens.
5 ...		5						Profanation du dimanche.
2 ...		2						Infractions aux lois des chemins de fer.
2 ...		2						Délits contre le revenu de l'Etat.
								Infractions aux lois maritimes.
6 ...		6		1	1			Menaces et langage injurieux.
11 ...		10	1					Empiètement,
12 2		9	5	1	1			Vagabondage.
43 ...		42	1	1	1			Ivresse.
								Exposition indécente.
4 ...		4		2	2			Langage insultant, obscène, profane.
61 ...		61						Fréquentant des maisons de désordre.
9 2		11						Conduite déréglée.
								Infractions aux lois des poids et mesures.
9 1				10	3	1		4 Aliénation mentale.
631 12		606	22	15	100 1	93	1	7 Totaux.

TABLE V.—Summary convictions by police magistrates and other justices.

Offences.	PROVINCE OF ALBERTA— <i>Concluded.</i>									
	STETTLER.					TABER.				
	Con- vic- tions. — Con- dam- na- tions.	Sentence.			Con- vic- tions. — Con- dam- na- tions.	Sentence.				
		Op- tion of a fine. — Sur- option	Com- mitted without option. — Empri- sonnés sans option.	De- ferred &c. — Re- mise, etc.		Op- tion of a fine. — Sur- option	Com- mitted without option. — Empri- sonnés sans option.	De- ferred &c. — Re- mise, etc.		
M.	F.			M.	F.					
Alien Restrictions Act .....	2		2		18		18			
Adulteration of food. ....	1		1							
Assaults.....	11	1	9	3	15		15			
Breach of peace. ....					11		11			
Carrying fire-arms and unlawful weapons. ....										
Contempt of court.....					1		1			
Cruelty to animals.....	4		4		3		3			
Disturbing religious and like meetings.....										
Fishery and Game Acts, offences against.....	1		1							
Gambling Acts .....										
Immigration Acts .....										
Incorrigibility .....										
Inspection and Sales Act, offences against.....										
Larceny .....										
" of dogs, birds, &c.....										
" of timber, trees, fruits, &c.....										
Liquor Licence and Prohibition Acts, offences against.....	8		8		17		17			
Violation of Indian liquor law. ....										
Malicious injury to property.....	3		3		1		1			
Other damage to property.....	2		2							
Master's and Servant's Acts, offences against.....	5		5		22		22			
Medical and Dentistry Acts, offences against.....										
Militia Acts .....										
Miscellaneous offences.....					2		2			
Municipal Acts and By-laws, breaches of.....	7		7		27		26	1		
Exercising various callings without license.....					5		5			
Health By-laws, offences against.....	2		2							
Highways, offences relating to.....					2		2			
Non support of family and neglect of children.....	1		1							
Opium and Drug Act, offences against.....										
Pharmacy Acts, offences against.....										
Profanation of the Lord's Day.....					4		4			
Railway Acts, offences against.....					3		3			
Revenue Laws .....										
Seamen's Acts .....										
Threats and abusive language.....										
Trespass.....										
Vagrancy.....					10		10			
Drunkenness.....	6		6		6		6			
Indecent exposure.....										
Insulting, obscene and profane language.....										
Frequenting bawdy houses .....					16		16			
Loose, idle, disorderly.....	3		3		24	1	25			
Weights and Measures Acts, offences against.....										
Insanity.....					1			1		
Totals.....	56	1	59	3	188	1	177	2		

## SESSIONAL PAPER No. 10c

TABLEAU V.—Condamnations sommaires par magistrats de police et autres juges de paix.

PROVINCE D'ALBERTA—Fin.										
WETASKIWIN.				Totals of Alberta. Totaux d'Alberta.						
Sentence.				Sentence.				Offenses.		
Con- vic- tions. — Con- dam- nations.	Op- tion of a fine. — Sur- option	Com- mitted without option. — Empri- sonnés sans option.	De- ferred &c. — Re- mise, etc.	Con- vic- tions. — Con- dam- na- tions.	Op- tion of a fine. — Sur- option	Com- mitted without option. — Empri- sonnés sans option.	De- ferred &c. — Re- mise, etc.			
M.   F.				M.   F.						
...	...	...	...	308	...	291	13	4	Inf. à la loi des restrict. conc. les aubain z	
...	...	...	...	3	...	3	...	...	Falsification de substances alimentaires.	
32	29	1	2	444	24	429	17	22	Voies de fait.	
2	1	1	...	75	...	71	1	3	Perturbation de la paix.	
...	...	...	...	28	...	27	1	...	Port d'armes illégal.	
...	...	...	...	5	...	5	...	...	Mépris de cour,	
...	...	...	...	63	1	63	1	...	Cruauté envers les animaux.	
...	...	...	...	1	...	1	...	...	Perturbation de réunions religieuses et autres	
4	4	...	...	101	...	98	...	3	Infractions aux lois de pêche et de chasse.	
6	6	...	...	200	...	196	...	4	" défendant le jeu.	
...	...	...	...	1	...	1	...	...	" d'immigration.	
...	...	...	...	...	...	...	...	...	Incorrigibilité.	
...	...	...	...	...	...	...	...	...	Infractions aux lois d'inspection et ventes.	
...	...	...	...	2	...	2	...	...	Larcin.	
...	...	...	...	3	...	3	...	...	" de chiens, oiseaux, etc.	
20	20	...	...	822	23	828	16	1	" bois abres, fruits, etc.	
...	...	...	...	38	2	39	1	...	1 Infractions aux lois des licences de boissons	
...	...	...	...	...	...	...	...	...	et de prohibition.	
5	5	...	...	70	1	67	4	...	Contravention aux lois concernant la vente	
1	1	...	...	27	4	29	...	2	de boissons aux Sauvages.	
16	16	...	...	469	12	462	12	7	Donnages malicieux à la propriété.	
...	...	...	...	6	...	6	...	...	2 Autres dommages à la propriété.	
...	...	...	...	28	...	7	14	...	7 Infractions aux lois concernant les maîtres et	
...	...	...	...	45	...	42	2	...	serviteurs.	
23	23	...	...	1001	42	1,014	...	29	Inf. aux lois concernant la méd. et les dent.	
5	5	...	...	47	...	47	...	...	" de la milice.	
...	...	...	...	32	7	36	1	...	Divers petits délits.	
3	3	...	...	528	5	530	...	4	29 Contraventions aux lois municipales.	
1	...	1	...	28	4	19	9	...	Pratiquant divers états sans licence.	
...	...	...	...	91	1	90	2	...	Infractions aux lois sur l'hygiène publique.	
...	...	...	...	5	2	5	...	...	Délits ayant rapport aux chemins publics.	
1	1	...	...	24	4	28	...	...	3 Refusant de pourvoir aux besoins de la fa-	
2	2	...	...	36	...	29	4	...	mille et négligence des enfants.	
...	...	...	...	15	...	15	...	...	Inf. aux lois concern. l'opium et les drogues.	
...	...	...	...	...	...	...	...	...	2 Infractions aux lois concern. les pharmaciens.	
...	...	...	...	28	...	23	...	...	Profanation du dimanche.	
11	1	6	5	182	44	87	88	51	3 Infractions aux lois des chemins de fer.	
15	13	2	...	372	19	376	6	9	Délits contre le revenu de l'Etat.	
1	1	...	...	5	1	5	1	...	Infractions aux lois maritimes.	
...	...	...	...	27	2	28	...	...	Menaces et langage injurieux.	
...	...	...	...	140	...	139	...	...	1 Empiètement.	
...	...	...	...	103	5	108	...	...	51 Vagabondage.	
...	...	...	...	...	...	...	...	...	9 Ivresse.	
3	1	...	4	77	12	...	...	...	Exposition indécente.	
...	...	...	...	...	...	...	...	...	1 Langage insultant, obscène, profane.	
...	...	...	...	...	...	...	...	...	1 Fréquentant des maisons de désordre.	
...	...	...	...	...	...	...	...	...	Conduite déréglée.	
...	...	...	...	...	...	...	...	...	Infractions aux lois des poids et mesures.	
...	...	...	...	...	...	...	...	...	Aliénation mentale.	
151	2	136	10	7	5511	215	5,278	194	254	.... Totaux.

TABLE V.—Summary convictions by police magistrates and other justices.

Offences.	PROVINCE OF BRITISH COLUMBIA.									
	ATLIN.					CARIBOO.				
	Con- vic- tions. — Con- dam- na- tions.	Sentence			Con- vic- tions. — Con- dam- na- tions.	Sentence.			De- ferred &c. — Re- mise, etc.	De- ferred &c. — Re- mise, etc.
		Op- tion of a fine.	Com- mitted without option.	De- ferred &c.		Op- tion of a fine.	Com- mitted without option.	De- ferred &c.		
		Sur option	Emprison- nés sans option.	Re- mise, etc.		Sur option	Emprison- nés sans option.	Re- mise, etc.		
	M.	F.			M.	F.				
Alien Restrictions Act.....	6		6		22		17		5	
Adulteration of food .....	2		2							
Assaults.....	13		13							
Breach of peace.....										
Carrying fire-arms and unlawful weapons. ....										
Contempt of court .....										
Cruelty to animals.....										
Disturbing religious and like meetings.....										
Fishery and Game Acts, offences against.....	2		2		13		12		1	
Gambling Acts.....	17		17							
Immigration Acts.....										
Incorrigibility .....										
Inspection and Sales Acts, offences against.....										
Larceny .....										
“ of dogs, birds, &c. ....										
“ of timber, trees, fruits, &c. ....										
Liquor License and Prohibition Acts, offences against.....	9		6	3	12		8	2	2	
Violation of Indian liquor law.....	19		8	9	22	2	19	3	2	
Malicious injury to property.....	3	1	4		1		1			
Other damage to property.....	1		1							
Master's and Servants Acts, offences against.....										
Medical and Dentistry Acts, offences against.....					1		1			
Militia Acts.....										
Miscellaneous offences.....					1		1			
Municipal Acts and By-laws, breaches of.....	37		37		6		5	1		
Exercising various callings without license.....	4		4							
Health By-laws, offences against.....	1		1		1		1			
Highways, offences relating to.....					1		1			
Non support of family and neglect of children.....										
Opium and Drug Act, offences against.....	1		1		2		2			
Pharmacy Acts, offences against.....										
Profanation of the Lord's Day.....										
Railway Acts, offences against.....										
Revenue Laws.....	1			1						
Seamen's Acts.....										
Threats and abusive language.....										
Trespass.....										
Vagrancy.....	3	1	1		2	9				
Drunkenness.....	194	15	180	26	3	52	15	58	1	1
Indecent exposure .....	3		3							
Insulting, obscene and profane language.....	10		8	2						
Frequenting bawdy houses .....	1		1							
Loose, idle, disorderly.....										
Weights and Measures Acts, offences against.....										
Insanity.....					2					2
Totals.....	326	18	295	42	7	145	17	133	19	10

## SESSIONAL PAPER No. 10c

TABLEAU V.—Condamnations sommaires par magistrats de police et autres juges de paix.

PROVINCE DE LA COLOMBIE-BRITANNIQUE.										
KOOTENAY.					NANAIMO.					
Con- vic- tions, — Con- dam- na- tions.		Sentence.			Con- vic- tions, — Con- dam- na- tions.		Sentence.			Offenses
		Op- tion of a fine.	Com- mitted without option.	De- ferred &c.			Op- tion of a fine.	Com- mitted without option.	De- ferred &c.	
M.   F.		Sur option	Empri- sonnés sans option.	Re- mise, etc.	M.   F.		Sur option	Empri- sonnés sans option.	Re- mise, etc.	
5	1	4	1	1	14	7	15	7	2	Inf. à la loi des restrict. conc. les aubains.
14	2	13	1	2	14	1	15	7	2	Falsification de substances alimentaires.
7		7			7		7			Voies de fait.
5		3	2		2		2			Perturbation de la paix.
										Port d'armes illégal.
										Mépris de cour.
										Cruauté envers les animaux.
										Perturbation de réunions religieuses et autres.
1			1	3			3			Infractions aux lois de chasse et de pêche.
10		10								“ défendant le jeu.
										“ d'immigration.
										Incorrigibilité.
										Infractions aux lois d'inspection et ventes.
										Larcin.
										“ de chiens, oiseaux, etc.
										“ bois, arbres, fruits, etc.
40	1	34	1	6	4	1	4	1		Infractions aux lois des licences de boissons et de prohibition
							7	5	2	Contravention aux lois concernant la vente de boissons aux Sauvages.
5		2		3	1		1			Domages malicieux à la propriété.
					1		1			Autres domages à la propriété.
										Infractions aux lois concernant les maîtres et serviteurs.
										Inf. aux lois concernant les méd. et les dent.
3			2	1			1			“ de la milice.
							1			Divers délits.
26	1	22		5	3	1				4 Contraventions aux lois municipales.
	1	1			20		20			Pratiquant divers états sans licence.
					1		1			Infractions aux lois sur l'hygiène publique.
3		2		1	72		67		5	Délits ayant rapport aux chemins publics.
1				1	1		1			Refusant de pourvoir aux besoins de la fa- mille et négligence des enfants.
4		4			5		5			Inf. aux lois concern. l'opium et les drogues.
										Infractions aux lois concern. les pharmaciens.
					2		2			Profanation du dimanche.
										Infractions aux lois des chemins de fer.
										Délits contre le revenu de l'Etat.
										Infractions aux lois maritimes.
										Menaces et langage injurieux.
										Empiètement.
35	44	42	20	17	10	4	10	1	3	Vagabondage.
218	5	167	15	41	49	5	45	2	7	Ivresse.
8	1	9								Exposition indécente.
3		3								Langage insultant, obscène, profane.
8		7	1							Fréquentant des maisons de désordre.
8	3	5	1	5	3		3			Conduite déréglée.
										Infractions aux lois des poids et mesures.
4				4						Aliénation mentale.
409	58	336	44	87	205	13	193	6	19	Totaux.

TABLE V.—Summary convictions by police magistrates and other justices.

Offences.	PROVINCE OF BRITISH COLUMBIA—Continued.									
	VANCOUVER.					VICTORIA.				
	Con- vic- tions. — Con- dam- na- tions.	Sentence.			Con- vic- tions. — Con- dam- na- tions.	Sentence.			Con- vic- tions. — Con- dam- na- tions.	De- ferred &c. — Re- mise, etc.
		Op- tion of a fine. — Sur- option	Com- mitted without option. — Empri- sonnés sans option.	De- ferred &c. — Re- mise, etc.		Op- tion of a fine. — Sur- option	Com- mitted without option. — Empri- sonnés sans option.	De- ferred &c. — Re- mise, etc.		
		M.   F.				M.   F.				
Alien Restrictions Act .....	10	...	8	1	1	...	...	...	...	...
Adulteration of food .....	5	...	5	...	...	...	...	...	...	...
Assaults.....	40	4	34	1	9	2	17	...	4	...
Breach of peace.....	...	...	...	...	5	...	5	...	...	...
Carrying fire-arms and unlawful weapons... ..	11	1	7	4	1	7	7	...	...	...
Contempt of court .....	...	...	...	...	...	...	...	...	...	...
Cruelty to animals .....	22	...	22	...	4	...	4	...	...	...
Disturbing religious and like meetings.....	...	...	...	...	...	...	...	...	...	...
Fishery and Game Acts, offences against...	1	...	...	...	1	7	6	...	1	...
Gambling Acts .....	363	88	223	5	223	...	...	...	...	...
Immigration Acts .....	...	...	...	...	...	...	...	...	...	...
Incorrigibility.....	17	14	...	12	19	1	3	...	4	...
Inspection and Sales Act, offences against...	1	...	1	...	1	...	1	...	...	...
Larceny .....	...	...	...	...	...	...	...	...	...	...
“ of dogs, birds, &c. ....	...	...	...	...	...	...	...	...	...	...
“ of timber, trees, fruits, &c. ....	...	...	...	...	...	...	...	...	...	...
Liquor License and Prohibition Acts, offences against...	23	9	28	3	1	20	3	17	6	...
Violation of Indian liquor law.....	191	54	217	18	10	13	1	11	2	1
Malicious injury to property.....	12	...	11	1	...	7	...	7	...	...
Other damage to property.....	15	3	17	...	1	1	1	...	...	...
Master's and Servant's Acts, offences against	...	...	...	...	...	...	...	...	...	...
Medical and Dentistry Acts, offences against	2	...	2	...	2	...	2	...	...	...
Militia Acts .....	23	...	2	12	9	10	...	10	...	...
Miscellaneous offences.....	1	...	1	...	...	...	...	...	...	...
Municipal Acts and By-laws, breaches of...	231	14	229	1	15	180	9	188	...	1
Exercising various callings without license	...	...	...	...	...	...	...	...	...	...
Health By-laws, offences against.....	14	...	13	...	1	20	2	1	...	2
Highways, offences relating to.....	504	11	502	...	13	149	7	154	...	2
Non support of family and neglect of child- ren.....	20	2	7	3	12	3	...	1	2	...
Opium and Drug Act, offences against.....	166	14	134	17	29	75	...	71	4	...
Pharmacy Acts, offences against .....	...	...	...	...	1	...	...	1	...	...
Profanation of the Lord's Day .....	67	3	69	...	1	24	1	25	...	...
Railway Acts, offences against .....	2	...	2	...	...	...	...	...	...	...
Revenue Laws .....	8	...	8	...	...	3	...	3	...	...
Seamen's Acts .....	...	...	...	...	...	...	...	...	...	...
Threats and abusive language.....	11	...	...	...	11	1	...	...	1	...
Trespass .....	...	...	...	...	...	...	...	...	...	...
Vagrancy.....	466	52	195	87	236	30	3	...	12	21
Drunkenness.....	1042	29	411	24	636	319	10	326	...	3
Indecent exposure.....	5	...	3	1	1	1	...	1	...	...
Insulting, obscene and profane language...	...	...	...	...	...	...	...	...	...	...
Frequenting bawdy houses.....	...	...	...	...	126	...	126	...	...	...
Loose, idle, disorderly .....	...	...	...	...	...	...	...	...	...	...
Weights and Measures Acts, offences against	1	...	1	...	...	...	...	...	...	...
Insanity .....	...	...	...	...	...	...	...	...	...	...
Totals.....	3274	298	2,152	190	1,230	1030	41	994	39	38

## SESSIONAL PAPER No. 10c

TABLEAU V.—Condamnations sommaires par magistrats de police et autres juges de paix.

PROVINCE DE LA COLOMBIE-BRITANNIQUE—*Suite.*

WESTMINSTER.				YALE.				Offenses.		
Con- vic- tions. — Con- dam- na- tions.	Sentence.			Con- vic- tions. — Con- dam- na- tions.	Sentence.					
	Op- tion of a fine.	Com- mitted without option.	De- ferred &c.		Op- tion of a fine.	Com- mitted without option.	De- ferred &c.			
									Sur option	Empri- sonnés sans option.
M.   F.				M.   F.						
				5	5			Inf. à la loi des restrict. conc. les aubains.		
3		3		4	3		1	Falsification de substances alimentaires.		
								Voies de fait.		
								Perturbation de la paix.		
								Port d'armes illégal.		
1		1						Mépris de cour.		
								Cruauté envers les animaux.		
				7	7			Perturbation de réunions religieuses et autres.		
95		91	4					Infractions aux lois de pêche et de chasse.		
								“ défendant le jeu.		
1		1						“ d'immigration.		
								Incorrigibilité.		
								Infractions aux lois d'inspection et ventes.		
								Larcin.		
								“ de chiens, oiseaux, etc.		
								“ bois, arbres, fruits, etc.		
13		8	1	4	19	1	20	Infractions aux lois des licences de boissons et de prohibition.		
5		3	2	100	7	85	10	12	Contraventions aux lois concernant la vente de boissons aux Sauvages.	
2		2		1	1				Dommages malicieux à la propriété.	
									Autres dommages à la propriété.	
									Infractions aux lois concernant les maîtres et serviteurs.	
4			2	2	1		1		Inf. aux lois concernant les mén. et les dent.	
									“ de la milice.	
54	1	52		3	16		15	1	Divers délits.	
					2		2		Contraventions aux lois municipales.	
1				1	1			1	Pratiquant divers états sans licence.	
54	2	56		10			9	1	Infractions aux lois sur l'hygiène publique.	
									Délits ayant rapport aux chemins publics.	
									Refusant de pourvoir aux besoins de la famille et négligence des enfants.	
42		40		2	4		4		Inf. aux lois concern. l'opium et les drogues.	
1		1							Infractions aux lois concern. les pharmaciens.	
									Profanation du dimanche.	
									Infractions aux lois des chemins de fer.	
									Délits contre le revenu de l'Etat.	
1	1	2		1				1	Infractions aux lois maritimes.	
									Menaces et langage injurieux.	
13	3	4	1	11	20	4	13	4	Empiètement.	
234	13	170		77	116	6	141	8	23	Vagabondage.
1				1						Ivresse.
	1	1								Exposition indécente.
										Langage insultant, obscène, profane.
10	1	9		2	1			1		Fréquentant des maisons de désordre.
1				1						Conduite déréglée.
										Infractions aux lois des poids et mesures.
										Aliénation mentale.
535	23	443	7	108	358	18	308	23	45	Totaux.

8 GEORGE V, A. 1918

TABLE V.—Summary convictions by police magistrates and other justices.

Offences.	PROV. OF BR. COLUMBIA— <i>Con.</i>				PROV. DE LA COLOMBIE-BRITANNIQUE— <i>Fin.</i>				YUKON.			
	Totals of British Columbia.				Totaux de la C.-Britannique							
	Con- vic- tions. — Con- dam- na- tions.	Sentence.			Con- vic- tions. — Con- dam- na- tions.	Sentence.			Con- vic- tions. — Con- dam- na- tions.	Sentence.		
		Op- tion of a fine.	Com- mitted without option.	De- ferred &c.		Op- tion of a fine.	Com- mitted without option.	De- ferred &c.		Op- tion of a fine.	Com- mitted without option.	De- ferred &c.
		Sur- option	Empri- sonnés sans option.	Re- mise, etc.		Sur- option	Empri- sonnés sans option.	Re- mise, etc.		Sur- option	Empri- sonnés sans option.	Re- mise, etc.
	M.	F.			M.	F.			M.	F.		
Alien Restrictions Act.....	48	...	40	6	2	...	...	...	...	...	...	...
Adulteration of food.....	6	...	6	...	...	...	...	...	...	...	...	...
Assaults.....	96	9	87	2	16	12	1	13	...	...	...	...
Breach of peace.....	32	...	32	...	...	...	...	...	...	...	...	...
Carrying fire-arms and unlawful weapons...	25	1	19	6	1	...	...	...	...	...	...	...
Contempt of court.....	...	...	...	...	...	...	...	...	...	...	...	...
Cruelty to animals.....	27	...	27	...	...	1	...	...	...	...	...	1
Disturbing religious and like meetings.....	...	...	...	...	...	...	...	...	...	...	...	...
Fishery and Game Acts, offences against...	34	...	30	1	3	...	...	...	...	...	...	...
Gambling Acts, offences against.....	485	88	341	5	227	...	...	...	...	...	...	...
Immigration Act.....	...	...	...	...	...	...	...	...	...	...	...	...
Incorrigibility.....	18	18	...	17	19	...	...	...	...	...	...	...
Inspection and Sales Act, offences against...	2	...	2	...	...	...	...	...	...	...	...	...
Larceny.....	...	...	...	...	...	...	...	...	...	...	...	...
“ of dogs, birds, &c.....	...	...	...	...	...	...	...	...	...	...	...	...
“ of timber, trees, fruits, &c.....	...	...	...	...	...	...	...	...	...	...	...	...
Liquor License and Prohibition Acts, offences against.....	140	15	125	17	13	7	2	9	...	...	...	...
Violation of Indian liquor law.....	337	64	348	46	27	5	1	1	5	...	...	...
Malicious injury to property.....	32	1	29	1	3	...	...	...	...	...	...	...
Other damage to property.....	18	3	20	...	1	...	...	...	...	...	...	...
Master's and Servant's Acts, offences against.....	...	...	...	...	...	...	...	...	...	...	...	...
Medical and Dentistry Acts, offences against.....	5	...	5	...	...	...	...	...	...	...	...	...
Militia Acts.....	41	...	2	27	12	...	...	...	...	...	...	...
Miscellaneous offences.....	2	1	3	...	...	...	...	...	...	...	...	...
Municipal Acts and By-laws, breaches of...	553	26	548	2	29	6	...	4	...	...	...	2
Exercising various callings without license	27	1	28	...	...	...	...	...	...	...	...	...
Health By-laws, offences against.....	38	3	36	...	5	...	...	...	...	...	...	...
Highways, offences relating to.....	793	20	791	...	22	10	...	9	...	...	...	1
Non-support of family and neglect of children.....	25	2	8	4	15	...	...	...	...	...	...	...
Opium and Drug Acts, offences against.....	299	14	261	21	31	1	1	2	...	...	...	...
Pharmacy Acts, offences against.....	1	...	1	...	...	2	...	2	...	...	...	...
Profanation of the Lord's Day.....	92	4	95	...	1	...	...	...	...	...	...	...
Railway Acts, offences against.....	4	...	4	...	...	...	...	...	...	...	...	...
Revenue Laws.....	12	...	11	1	...	...	...	...	...	...	...	...
Seamen's Acts.....	...	...	...	...	...	...	...	...	...	...	...	...
Threats and abusive language.....	14	1	2	...	13	...	...	...	...	...	...	...
Trespass.....	...	...	...	...	...	...	...	...	...	...	...	...
Vagrancy.....	586	111	275	127	295	6	...	3	...	...	...	3
Drunkenness.....	2274	98	1,498	82	792	22	3	10	2	13	...	...
Indecent exposure.....	18	1	16	1	2	1	...	1	...	...	...	...
Insulting, obscene and profane language.....	13	1	12	2	...	...	...	...	...	...	...	...
Frequenting bawdy houses.....	135	...	134	1	...	...	...	...	...	...	...	...
Loose, idle, disorderly.....	22	4	17	1	8	...	...	...	...	...	...	...
Weights and Measures Acts, offences against.....	1	...	1	...	...	...	...	...	...	...	...	...
Insanity.....	7	...	...	...	7	2	1	...	...	...	...	3
Totals.....	6282	486	4,854	370	1,544	75	9	51	10	23	...	...

## SESSIONAL PAPER No. 10c

TABLEAU V.—Condamnations sommaires par magistrats de police et autres juges de paix.

PRINCE EDWARD ISLAND—ÎLE DU PRINCE-ÉDOUARD.										
1916.					1917.					
Con- vic- tions. — Con- dam- na- tions.		Sentence.			Con- vic- tions. — Con- dam- na- tions.		Sentence.			Offenses.
		Op- tion of a fine. — Sur option	Com- mitted without option. — Empri- sonnés sans option.	De- ferred &c. — Re- mise, etc.			Op- tion of a fine. — Sur option	Com- mitted without option. — Empri- sonnés sans option.	De- ferred &c. — Re- mise, etc.	
M.	F.				M.	F.				
21	4	21	3	1	8		8			Inf. à la loi des restrict. conc. les aubains.
6		6			22		16	6		Falsification de substances alimentaires.
					3	1	4			Voies de fait.
										Perturbation de la paix.
1		1								Port d'armes illégal.
										Mépris de cour.
										Cruauté envers les animaux.
										Perturbation de réunions religieuses et autres.
										Infractions aux lois de chasse et de pêche.
										“ défendant le jeu.
										“ d'immigration.
										Incorrigible.
1		1								Infractions aux lois d'inspection et ventes.
										Larcin.
										“ de chiens, oiseaux, etc.
71	4	59	16		31	5	29	7		“ bois, arbres, fruits, etc.
										Infractions aux lois des licences de boissons
										et de prohibition.
2		2			1		1			Contravention aux lois concernant la vente
					3		3			de boissons aux Sauvages.
5		5								Dommages malicieux à la propriété.
										Autres dommages à la propriété.
										Infractions aux lois concernant les maîtres et
										serveurs.
										Inf. aux lois concernant les méd. et les dent.
										“ de la milice.
13		11	2		13		13			Divers délits.
										Contraventions aux lois municipales.
										Pratiquant divers états sans licence.
7		6			13		13			Infractions aux lois sur l'hygiène publique.
										Délits ayant rapport aux chemins publics.
										Refusant de pourvoir aux besoins de la fa-
										mille.
										Inf. aux lois concern. l'opium et les drogues
										Infract. aux lois concern. les pharmaciens.
										Profanation du dimanche.
										Infractions aux lois des chemins de fer.
										Délits contre le revenu de l'Etat.
3	1	4			1		1			Infractions aux lois maritimes.
										Menaces et langage injurieux.
1					4		2			Empiètement.
219		210	3	6	206	1	150	57		Vagabondage.
										Ivresse.
10		10			6		6			Exposition indécente.
					1		1			Langage insultant, obscène, profane.
36		34	2		4		4			Fréquentant des maisons de désordre.
										Conduite déréglée.
										Infractions aux lois des poids et mesures.
										Aliénation mentale.
396	9	370	27	8	318	7	249	74		Totaux.

8 GEORGE V, A. 1918

TABLE VI.—Summary convictions by police magistrates and other justices.

Offences.	NOVA SCOTIA—NOUVELLE-ECOSSE.									
	1916.					1917.				
	Con- vic- tions. — Con- dam- na- tions.	Sentence.			Con- vic- tions. — Con- dam- na- tions.	Sentence.			Con- vic- tions. — Con- dam- na- tions.	De- ferred &c. — Re- mise, etc.
		Op- tion of a fine.	Com- mitted without option.	De- ferred &c.		Op- tion of a fine.	Com- mitted without option.	De- ferred &c.		
		Sur- option	Empri- sonnés sans option.	Re- mise, etc.		Sur- option	Empri- sonnés sans option.	Re- mise, etc.		
	M.	F.			M.	F.				
Alien Restrictions Act.....										
Adulteration of food.....	8	1			2	4				
Assaults.....	244	31	219	10	46	194	21	170	6	39
Breach of peace.....	257	37	263	10	21	224	28	241	5	6
Carrying fire-arms and unlawful weapons...	12		9	1	2	12		8	2	2
Contempt of court.....	1		1							
Cruelty to animals.....	9		8		1	11	1	10		2
Disturbing religious and like meetings.....										
Fishery and Game Acts, offences against...	9		7		2	8		8		
Gambling Acts, offences against.....	7		7		1		1			
Immigration Act.....	1		1							
Incorrigibility.....					3			2		1
Inspection and Sales Act, offences against...										
Larceny.....					5		4	1		
“ of dogs, birds, &c.....										
“ of timber, trees, fruits, &c.....										
Liquor License and Prohibition Acts, offences against.	544	96	601	26	13	494	44	383	58	7
Violation of Indian liquor law.....	3	3	1	1	4	1		1		
Malicious injury to property.....	102	4	73	1	32	17	1	12		6
Other damage to property.....		1	1			37	1	31		7
Master's and Servant's Acts, offences against										
Medical and Dentistry Acts, offences against										
Militia Acts.....	31			26	5	33		3	10	20
Miscellaneous offences.....	7		6		1	24		23	1	
Municipal Acts and By-Laws, breaches of...	362	34	281	36	79	481	21	304	18	180
Exercising various callings without license	15	2	14	2	1	7	1			
Health By-laws, offences against.....	6		6			4		8		
Highways, offences relating to.....	222	6	221		7	322	2	4	1	14
Non-support of family and neglect of child- ren.	6	2	3	2	3	12		309	1	7
Opium and Drug Act, offences against.....								4		
Pharmacy Acts, offences against.....					1			1		
Profanation of the Lord's Day.....					4	1		5		
Railway Acts, offences against.....	14		14			10		4		6
Revenue Laws.....										
Seamen's Acts.....	24		2	9	13	15			10	5
Threats and abusive language.....	17	5	14		8	12	6	11	1	6
Trespass.....	5		5			10		5		5
Vagrancy.....	47	24	21	32	18	35	17	10	17	25
Drunkenness.....	3512	102	3,508	31	75	2464	82	2,445	19	82
Indecent exposure.....	4		2	1	1	4	2	5	1	
Insulting, obscene and profane language..	27	2	29			32	8	39		1
Frequenting bawdy houses.....	5	2	5	2						
Loose, idle, disorderly.....	67	4	57		14	71	1	56	3	13
Weights and Measures Acts, offences against										
Insanity.....					1					1
Totals.....	5568	356	5,386	190	348	4463	237	4,109	156	435

## SESSIONAL PAPER No. 10c

TABLEAU V.—Condamnations sommaires par magistrats de police et autres juges de paix.

NEW BRUNSWICK--NOUVEAU-BRUNSWICK.										
1916.					1917.					Offenses
Con- vic- tions. — Con- dam- na- tions.	Sentence.			Con- vic- tions. — Con- dam- na- tions.	Sentence.					
	Op- tion of a fine. — Sur option	Com- mitted without option. — Empri- sonnés sans option.	De- ferred &c. — Re- mise, etc.		Op- tion of a fine. — Sur option	Com- mitted without option. — Empri- sonnés sans option.	De- ferred &c. — Re- mise, etc.			
M.	F.				M.	F.				
									Inf. à la loi des restrict. conc. les aubains.	
78	3	74	4	3	61	3	60	1	3 Falsification de substances alimentaires.	
46	2	48			28	3	31		Voies de fait.	
					8		5		3 Perturbation de la paix.	
1		1			6		5	1	Port d'armes illégal	
					3		3		Mépris de cour.	
16	1	17			23		22	1	Cruauté envers les animaux.	
20		19		1	23	1	24		Perturbation de réunions religieuses et autres.	
									Infractions aux lois de chasse et de pêche.	
									“ défendant le jeu.	
									“ d'immigration.	
									Incorrigibilité.	
									Infractions aux lois d'inspection et ventes.	
									Larcin.	
									“ de chiens, oiseaux, etc.	
									“ bois, arbres, fruits, etc.	
337	15	337	11	4	299	13	289	22	1 Infractions aux lois des licences de boissons et de prohibition.	
									Contravention aux lois concernant la vente de boissons aux Sauvages.	
21		17		4	10	1	10	1	2 Dommages malicieux à la propriété.	
1		1			2				Autres dommages à la propriété.	
1		1							Infractions aux lois concernant les maîtres et serviteurs.	
									Inf. aux lois concernant les méd. et les dent.	
20		7	13		22		11	10	1 “ de la milice.	
1		1			5		4	1	Divers délits.	
59	1	59		1	251	8	250		9 Contraventions aux lois municipales.	
4		3		1	12		7		Pratiquant divers états sans licence.	
6	3	9			1		1		5 Infractions aux lois sur l'hygiène publique.	
54	3	52		5	53	1	48		Délits ayant rapport aux chemins publics.	
1			1		3		2		6 Refusant de pourvoir aux besoins de la famille et négligence des enfants.	
36		36				1	1		1 Inf. aux lois concern. l'opium et les drogues.	
					1		1		Infractions aux lois concern. les pharmaciens.	
					1	2	3		Profanation du dimanche.	
7		7			1				1 Infractions aux lois des chemins de fer.	
									Délits contre le revenu de l'Etat.	
15		12	3		5		5		Infractions aux lois maritimes.	
8	1	9			11	4	15		Menaces et langage injurieux.	
1		1							Empiètement.	
66	31	78	12	7	68	33	78	16	7 Vagabondage.	
1661	35	1,626	29	41	1492	24	1,468	22	26 Ivresse.	
10		9	1		9	1	10		Exposition indécente.	
67	4	66	4	1	50	2	47	1	4 Langage insultant, obscène, profane.	
					6		6		Fréquentant des maisons de désordre.	
22	6	9	7	12	12		12		Conduite déréglée.	
									Infractions aux lois des poids et mesures.	
									Aliénation mentale.	
2559	105	2,499	85	80	2467	97	2,419	76	69 Totaux.	

TABLE V.—Summary convictions by police magistrates and other justices.

Offences.	QUEBEC.									
	1916.					1917				
	Sentence.					Sentence.				
	Con- vic- tions. — Con- dam- na- tions.	Op- tion of a fine. — Sur option	Com- mitted without option — Em- prien- nés. sans option.	De- ferred &c. — Re- mise, etc.		Con- vic- tions. — Con- dam- na- tions.	Op- tion of a fine. — Sur opt on	Com- mitted without option. — Em- prien- nés. sans option.	De- ferred &c. — Re- mise, etc.	
	M.	F.				M.	F.			
Alien Restrictions Act.....						1			1	2
Adulteration of food.....	74	1	75			65		62	1	165
Assaults.....	1008	115	948	52	123	933	138	876	30	93
Breach of peace.....	519	92	489	2	120	425	86	417	1	17
Carrying fire-arms and unlawful weapons...	77	2	67	1	11	107	2	90	2	
Contempt of court.....	1				1	1		1		13
Cruelty to animals.....	90	2	85		7	157		144		
Disturbing religious and like meetings...	14		11		3	7		7		1
Fishery and Game Acts, offences against...	74		98		6	56		55		4
Gambling Acts, offences against.....	105		88		7	210		206		
Immigration Act.....		1	1			4		3	1	
Incorrigibility.....	121	36		60	97	187	89	1	99	176
Inspection and Sales Act, offences against...	4		4			2		2		
Larceny.....	1		1							
“ of dogs, birds, &c.....										
“ of timber, trees, fruits, &c.....										
Liquor License and Prohibition Acts, offences against.	740	274	991	4	19	652	424	1055	7	14
Violation of Indian liquor law.....	1			1						
Malicious injury to property.....	194	18	195	1	16	119	18	124	9	4
Other damage to property.....	1				1	134	5	121		18
Master's and Servant's Acts, offences against	24	10	31		3	65	6	66	1	4
Medical and Dentistry Acts, offences against	14	1	15			5		5		
Militia Acts.....	161		7	127	27	144		15	89	40
Miscellaneous offences.....	79	9	85		3	34	9	26		17
Municipal Acts and By-laws, breaches of...	2316	108	2,113	17	294	2281	72	1879		474
Exercising various callings without license	228	9	199	2	36	250	22	173	32	67
Health By-laws, offences against.....	925	71	912		84	976	83	953		196
Highways, offences relating to.....	2125	21	2,029	1	116	1651	26	1558	2	117
Non-support of family and neglect of child- ren.....	30		13	1	16	31	1	7	4	21
Opium and Drug Act, offences against.....	192	2	173	2	19	186	12	148	6	44
Pharmacy Acts, offences against.....						1		1		
Profanation of the Lord's Day.....	16		15		1	93		90		3
Railway Acts, offences against.....	29	2	11	3	8	15		7	2	6
Revenue Laws.....	34	2	36			105	2	104	2	1
Seamen's Acts.....	72		43	19	10	114		30	20	64
Threats and abusive language.....	170	28	113	4	81	156	21	116	7	54
Trespass.....	191	10	136	8	57	196	1	141	10	46
Vagrancy.....	881	884	1,080	207	478	936	689	981	169	475
Drunkenness.....	6434	674	5,165	26	1,917	7396	629	6188	24	1813
Indecent exposure.....	97	34	92	15	24	191	84	191	31	53
Insulting, obscene and profane language..	4		3	1		5	1	6		
Frequenting bawdy houses.....	589	12	416	12	173	952	1089	1572	2	167
Loose, idle, disorderly.....	631	72	610	7	56	159	19	157	1	20
Weights and Measures Acts, offences against	20		20			28	1	28		1
Insanity.....						1				1
Totals.....	18,277	2,490	16,880	573	3,814	19,031	3,529	17,906	553	4,101

## SESSIONAL PAPER No. 10c

TABLEAU V.—Condamnations sommaires par magistrats de police et autres juges de paix.

ONTARIO.										Offenses.		
1916.					1917.							
Con- vic- tions. —	Sentence.			Con- vic- tions. —	Op- tion of a fine.	Com- mitted without option.	De- ferred &c.	Con- dam- na- tions.	Op- tion of a fine.		Com- mitted without option.	De- ferred &c.
	Op- tion of a fine.	Com- mitted without option.	De- ferred &c.									
Con- dam- na- tions.	Sur option	Em- pri- sonnés sans option.	Re- mise, etc.	Con- dam- na- tions.	Sur option	Em- pri- sonnés sans option.	Re- mise, etc.	Con- dam- na- tions.	Sur option		Em- pri- sonnés sans option.	Re- mise, etc.
M.   F.	M.   F.	M.   F.	M.   F.	M.   F.	M.   F.	M.   F.	M.   F.	M.   F.	M.   F.		M.   F.	M.   F.
96 1	97	59	206	1429 1	1336 38	56	Inf. à la loi des restrict. conc. les aubains.					
1193 95	1,023	206	762 77	111	104	7	Falsification de substances alimentaires.					
283 11	248	10	36 85 41	96	680 13	146	Voies de fait.					
109	86	1	22 84 1	66	96	30	Perturbation de la paix.					
11	10	1	6	4	66	19	Port d'armes illégal.					
1191 5	1,017	1	178 645 1	530	4	1	Mépris de cour.					
3	3	7	7	3	1	116	Cruauté envers les animaux					
225	216	7	2 181 1	164	2	3	Perturbation de réunions rl					
635 3	610	2	26 1071 5	1034	16	16	Infractions aux lois de chasse et de pêcheries					
45 3	43	2	3 54 2	41	13	42	“ défendant le jeu.					
36 15	29	22	24 11	11	2	2	“ d'immigration.e					
40	39	1	24 3	24	24	24	Incorrigibilité.					
11	7	4	27 4	17	17	31	Infractions aux lois d'inspection et ventes.					
1	1	38	18	2	2	21	Larcin.					
2	2	18	2	2	2	16	“ de chiens, oiseaux, etc.					
1790 87	1737	73	67 2794 99	2710 111	16	72	“ bois, arbres, fruits, etc.					
123 2	107	10	8 31 3	28	2	4	Infractions aux lois des licences de boisson					
212 14	182	2	42 197 9	154	52	4	et de prohibition.					
161	69	92	150 5	67	88	4	Contraventions aux lois concernant la vente					
256 4	257	1	2 149 7	154	2	2	de boissons aux Sauvages.					
13 1	10	2	2 16 3	18	1	52	Domages malicieux à la propriété.					
393 2	36	273	86 385	45	238	102	Autres domages à la propriété.					
120 2	85	4	33 277 12	263	6	2	Infractions aux lois concernant les maîtres et					
7498 361	5,263	19	2,577 6128 283	4874 14	1523	1	serveurs.					
224 103	142	185	172 34	90	116	102	Inf. aux lois concernant les méd. et les dent.					
426 28	353	101	434 22	357	2	20	“ de la milice.					
5458 119	4,659	2	915 964 213	8112 2	1740	2	Contraventions aux lois municipales.					
163 21	70	13	101 150 50	35	2	97	Pratiquant divers états sans licence.					
137 10	117	28	2 104 5	76	23	1740	Infractions aux lois sur l'hygiène publique.					
700 55	604	151	712 24	624	112	163	Délits ayant rapport aux chemins publics.					
311 2	209	27	77 188 6	164	7	163	Refusant de pourvoir aux beso de la fa					
21 1	21	1	92 2	84	2	10	millie et négligence des enfants.					
10	2	8	3	3	2	16	Inf. aux lois concern. l'opium et les drogues					
136 12	109	1	38 50 5	26	1	112	Infract. aux lois concern. les pharmaciens					
730 23	336	6	361 840 36	564	4	23	Profanation du dimanche.					
1705 422	738	633	756 923 258	237	349	7	Infractions aux lois des chemins de fer.					
11,333 395	8,688	299	2,741 10583 360	10637 114	8	8	Délits contre le revenu de l'Etat.					
75 5	66	8	6 37	33	2	2	Infractions aux lois maritimes.					
241 60	264	1	36 148 46	158	1	28	Menaces et langage injurieux.					
453 7	407	12	41 328 7	313	308	308	Empiètement.					
2871 131	1,995	58	949 1562 77	1055	575	575	Vagabondage.					
99	94	5	87 2	79	174	174	Ivresse.					
158 34	192	144	45	45	2	2	Exposition indécente.					
39,698 2,034	0,072	1,586	10,074 40895 1760	35083	976	6596	35	Langage insultant, obscène, profane.				
							17	Fréquentant des maisons de désordre				
							575	Conduite déréglée.				
							10	Infraction aux lois des poids et mesures.				
							189	Aliénation mentale.				
							6596	Totaux.				

TABLE V.—Summary convictions by police magistrates and other justices.

Offences.	MANITOBA.									
	1916.					1917.				
	Con- vic- tions. — Con- dam- na- tions.	Sentence.			Con- vic- tions. — Con- dam- na- tions.	Sentence.			De- ferred &c. — Re- mise, etc.	
		Op- tion of a fine.	Com- mitted without option.	De- ferred &c.		Op- tion of a fine.	Com- mitted without option.	De- ferred &c.		
										Sur option
M.	F.				M.	F.				
Alien Registrations Act.....					140		139		1	
Adulteration of Food.....	12	1	13		6		6			
Assaults.....	159	28	132	12	43	143	20	130	3	
Breach of peace.....	30	3	26	1	6	11		10		
Carrying fire-arms and unlawful weapons...	22		9	3	10	26		15		
Contempt of court.....						4	1	2	1	
Cruelty to animals.....	47		44		3	13	1	12		
Disturbing religious and like meetings.....						2		2		
Fishery and Game Acts, offences against...	12		11		1	7		7		
Gambling Acts.....	133		121	5	7	192		186		
Immigration Acts.....	3		2	1		1			1	
Incorrigibility.....	19	17		16	20	11	16		16	
Inspection and Sales Acts, offences against.	1		1							
Larceny.....						2				
" of dogs, birds, &c.....										
" of timber, trees, fruits, &c.....						4		4		
Liquor License and Prohibition Acts, offences against.	156	10	157	2	7	271	17	287		
Violation of Indian liquor law.....	6		6			1		1		
Malicious injury to property.....	56	5	51		10	55	4	26	3	
Other damage to property.....	6		1		5	29	1	21		
Master's and Servant's Acts, offences against	200	14	213		1	191	13	204		
Medical and Dentistry Acts, offences against						7		7		
Militia Act.....	32	2	3	26	5	74		12	28	
Miscellaneous minor offences.....	47	3	34		16	65	6	37	1	
Municipal Acts and By-laws, breaches of...	1325	37	1,151	10	201	977	70	888	5	
Exercising various callings without license	169	1	134	1	35	147	5	114	1	
Health By-laws, offences against.....	86	3	79		10	98	4	92		
Highways, offences relating to.....	1035	8	947		96	2595	24	2,376		
Non-support of family and neglect of child- ren.....	20		8	3	9	23	1	12	4	
Opium and Drug Act, offences against.....	37	6	33	10		33	4	27	8	
Pharmacy Acts, offences against.....										
Profanation of the Lord's Day.....	113	5	107	1	10	191	14	194		
Railway Acts, offences against.....	19		12	1	6	24		5	1	
Revenue Laws.....	6		6							
Seamen's Acts.....										
Threats and abusive language.....	31		24		7	19	3	16		
Trespass.....	16	1	13		4	8		3	1	
Vagrancy.....	177	97	52	116	106	79	55	15	76	
Drunkenness.....	2905	209	2,708	20	386	975	110	1,007	1	
Indecent exposure.....	9	7	10	1	5	4	3	2	4	
Insulting, obscene and profane language..	25	8	25		8	13	11	18		
Frequenting bawdy houses.....	29	2	26		5	7		3		
Loose, idle, disorderly.....	361	16	237	1	79	161	8	114	6	
Weights and Measures Acts, offences against	3		1		2	2				
Insanity.....	70	26			96	38	25			
Totals.....	7317	509	6,397	230	1,199	6649	416	5,994	160	

## SESSIONAL PAPER No. 10c

TABLEAU V.—Condamnations sommaires par magistrats de police et autres juges de paix.

[illegible]

TABLE V.—Summary convictions by police magistrates and other justices.

Offences.	ALBERTA.											
	1916.						1917.					
	Con- vic- tions — Con- dam- na- tions.		Sentence.				Con- vic- tions — Con- dam- na- tions.		Sentence.			
			Op- tion of a fine. — Sur option	Com- mitted without option. — Emprisonnés sans option.	De- ferred &c. — Re- mise, etc.				Op- tion of a fine. — Sur option	Com- mitted without option. — Emprisonnés sans option.	De- ferred &c. — Re- mise, etc.	
	M.	F.					M.	F.				
Alien Restrictions Act.....							308		291	13	4	
Adulteration of food.....	11		11				3		3			
Assaults.....	790	40	778	26	26	444	24	429	17	22		
Breach of peace.....	442	9	429	17	5	75		71	1	3		
Carrying fire-arms and unlawful weapons...	67	1	51	14	3	28		27	1			
Contempt of court.....	7		5		2	5		5				
Cruelty to animals.....	168		162	4	2	63	1	63	1			
Disturbing religious and like meetings.....	3		3			1		1				
Fishery and Game Acts, offences against...	164	1	141	4	20	101		98		3		
Gambling Acts, offences against.....	163		156	3	4	200		196		4		
Immigration Act.....	2		1	1		1		1				
Incorrigibility.....												
Inspection and Sales Act, offences against...	27	1	27		1							
Larceny.....												
“ of dogs, birds, &c.....						2		2				
“ of timber, trees, fruits, &c.....						3		3				
Liquor License and Prohibition Acts, offences against...	564	59	571	25	27	822	23	828	16	1		
Violation of Indian liquor law.....	84	6	54	31	5	38	2	39	1			
Malicious injury to property.....	129	1	123	4	3	70	1	67	4			
Other damage to property.....	68	1	67		2	27	4	29				
Master's and Servant's Acts, offences against...	977	19	980	15	1	469	12	462	12	7		
Medical and Dentistry Acts, offences against...	16	1	13	1	3	6		6				
Militia Acts.....	31		2	22	7	28		7	14	7		
Miscellaneous offences.....	36	3	28	7	4	45		42	2	1		
Municipal Acts and By-laws, breaches of...	1329	45	1,308	2	64	1001	42	1,014		29		
Exercising various callings without license.	51		47	1	3	47		47				
Health By-laws, offences against.....	38	7	41		4	32	7	36	1	2		
Highways, offences relating to.....	376	4	358		22	528	5	530		3		
Non-support of family and neglect of children.	47	2	22	18	9	28	4	19	9	4		
Opium and Drug Acts, offences against.....	125	3	114	4	10	91	1	90	2			
Pharmacy Acts, offences against.....						5	2	5		2		
Profanation of the Lord's Day.....	19	2	21			24	4	28				
Railway Acts, offences against.....	69	1	37	27	6	36		29	4	3		
Revenue Laws.....	15	1	16			15		15				
Seamen's Acts.....												
Threats and abusive language.....	26	3	13	1	15	28		23		5		
Trespass.....	30	1	27	4		31		29	1	1		
Vagrancy.....	685	80	236	426	103	182	44	87	88	51		
Drunkenness.....	1748	61	1,631	62	116	372	19	376	6	9		
Indecent exposure.....	63	3	61	5		5	1	5	1			
Insulting, obscene and profane language..	58	8	56	4	6	27	2	28		1		
Frequenting bawdy houses.....	112		109	1	3	140		139		1		
Loose, idle, disorderly.....	461	4	325	56	84	103	5	108				
Weights and Measures Acts, offences against.	4		4									
Insanity.....	114	39			153	77	12			89		
Totals.....	9120	406	8,028	785	713	5511	215	5,278	194	254		

SESSIONAL PAPER. No. 10c

TABLEAU V.—Condamnations sommaires par magistrats de police et autres juges de paix.

BRITISH COLUMBIA—COLOMBIE-BRITANNIQUE.									
1916.					1917.				
Con- vic- tions.	Sentence.				Con- vic- tions.	Sentence.			Offenses.
—	Op- tion of a fine.	Com- mitted without option.	De- ferred &c.		—	Op- tion of a fine.	Com- mitted without option.	De- ferred &c.	
Con- dam- na- tions.	Sur- option	Empri- sonnés sans option.	Re- mise, etc.		Con- dam- na- tions.	Sur- option	Empri- sonnés sans option.	Re- mise, etc.	
M.   F.					M.   F.				
15		15		48	40	6			2 Inf. à la loi des restrict. conc. les aubains.
141	3	109	18	17	96	9	87	2	16 Falsification de substances alimentaires.
21		26	3	2	32		32		16 Voies de fait.
29		21	7	1	25	1	19	6	1 Perturbation de la paix.
1			1						1 Port d'armes illégal.
16	1	13		4	27		27		Mépris de cour.
									Cruauté envers les animaux.
50		42	4	4	34		30	1	3 Perturbation de réunions religieuses et autres.
671		523	135	13	485	8	341	5	227 Infractions aux lois de chasse et de pêche.
2		2							“ “ défendant le jeu.
12	7		10	9	18	18		17	“ “ d'immigration.
6		4	2	2	2		2		19 Incorrigibilité.
									Infractions aux lois d'inspection et ventes.
									Larcin.
									“ de chiens, oiseaux, etc.
									“ bois, arbres, fruits, etc.
122	12	92	23	19	140	15	125	17	13 Infractions aux lois des licences de boissons et de prohibition.
136	25	104	36	21	357	64	348	46	27 Contravention aux lois concernant la vente de boissons aux Sauvages.
44	1	31	2	12	32	1	29	1	3 Dominages malicieux à la propriété.
					18	3	20		1 Autres dommages à la propriété.
									Infractions aux lois concernant les maîtres et serviteurs.
5		5		5	5		5		Inf. aux lois concernant les méd. et les dent.
20	1	1	17	3	41		2	27	12 “ de la milice.
15		11		4	2	1	3		Divers délits.
271	41	263	3	41	553	26	548	2	29 Contraventions aux lois municipales.
102	2	87		17	27	1	28		Pratiquant divers états sans licence.
18	1	13		6	38	3	36		5 Inf. aux lois sur l'hygiène publique.
596	19	571	2	42	793	20	791		22 Délits ayant rapport aux chemins publics.
11			1	10	25	2	8	4	15 Refusant de pourvoir aux besoins de la famille et négligence des enfants.
556	12	532	19	17	299	14	261	21	31 Inf. aux lois concern. l'opium et les drogues.
74		83		3	1		1		Infractions aux lois concern. les pharmaciens.
7	12	5	1	1	92	4	95		1 Profanation du dimanche.
15		13		2	4		4		Infractions aux lois des chemins de fer.
					12		11	1	Délits contre le revenu de l'Etat.
17		3							Infractions aux lois maritimes.
				14	14	1	2		13 Menaces et langage injurieux.
									Empiétement.
591	108	317	175	207	586	111	275	127	295 Vagabondage.
2206	121	1,510	106	711	2274	98	1,498	82	792 Ivresse.
11		9	1	1	18	1	16	1	2 Exposition indécente.
13	3	10	2	4	13	1	12	2	Langage insultant, obscène, profane.
133		131	1	1	135		134	1	Fréquentant des maisons de désordre.
34	1	22	1	12	22	4	17	1	8 Conduite déréglée.
2		1		1	1		1		Infractions aux lois des poids et mesures.
1				1	7				7 Aliénation mentale.
5974	370	4,574	570	1,200	6282	486	4,854	370	1,544 Totaux.


TABLE V.—Summary convictions by police magistrates and other justices.

Offences.	YUKON.									
	1916.					1917.				
	Con- vic- tions. — Con- dam- na- tions. M.   F.	Sentence.			Con- vic- tions. — Con- dam- na- tions. M.   F.	Sentence.			Con- vic- tions. — Con- dam- na- tions. M.   F.	
		Op- tion of a fine. — Sur option	Com- mitted without option. — Empri- sonnés sans option.	De- ferred &c. — Re- mise, etc.		Op- tion of a fine. — Sur option	Com- mitted without option. — Empri- sonnés sans option.	De- ferred &c. — Re- mise, etc.		
Alien Restrictions Act.....										
Adulteration of food .....										
Assaults.....	4	1	4		1	12	1	13		
Breach of peace.....	3		3							
Carrying fire-arms and unlawful weapons.....	1		1							
Contempt of court .....										
Cruelty to animals.....						1				1
Disturbing religious and like meetings.....										
Fishery and Game Acts, offences against.....	3		3							
Gambling Acts, offences against.....	28		28							
Immigration Act .....										
Incorrigibility.....										
Inspection and Sales Act, offences against.....										
Larceny.....										
“ of dogs, birds, &c. ....										
“ of timber, trees, fruits, &c.....										
Liquor License and Prohibition Acts, offences against.....	6		6			2		9		
Violation of Indian liquor law.....	5		4		1	5	1	1		5
Malicious injury to property .....	2				2					
Other damage to property.....										
Master's and Servant's Acts, offences against.....		1	1							
Medical and Dentistry Acts .....										
Militia Acts .....										
Miscellaneous offences.....										
Municipal Acts and By-Laws, breaches of.....	24	2	8	1	17	6		4		2
Exercising various callings without license.....										
Health By-laws, offences against.....										
Highways, offences relating to.....	7		3		4	10		9		1
Non-support of family and neglect of children.....										
Opium and Drug Acts, offences against.....										
Pharmacy Acts, offences against.....						1	1	2		
Profanation of the Lord's Day .....						2		2		
Railway Acts, offences against.....										
Revenue Laws .....										
Seamen's Acts .....										
Threats and abusive language.....										
Trespass.....										
Vagrancy.....	5		4	1		6			3	3
Drunkenness.....	48	5	21	15	17	22	3	10	2	13
Indecent exposure.....						1		1		
Insulting, obscene and profane language.....										
Frequenting bawdy houses.....										
Loose, idle, disorderly.....	3		1		2					
Weights and Measures Acts, offences against.....										
Insanity.....	7	1			8	2	1			3
Totals.....	146	10	87	17	52	75	9	51	10	23

## SESSIONAL PAPER No. 10c

TABLEAU V.—Condamnations sommaires par magistrats de police et autres juges de paix.

CANADA.											
1916.						1917.					
Con- vic- tions. — Con- dam- na- tions.	Sentence.			Con- vic- tions. — Con- dam- na- tions.	Sentence.			Con- vic- tions. — Con- dam- na- tions.	Sentence.		
	Op- tion of a fine.	Com- mitted without option.	De- ferred &c.		Op- tion of a fine.	Com- mitted without option.	De- ferred &c.		Op- tion of a fine.	Com- mitted without option.	De- ferred &c.
M.   F.	Sur option	Empri- sonnés sans option.	Re- mise, etc.	M.   F.	Sur option	Empri- sonnés sans option.	Re- mise, etc.	M.   F.	Sur option	Empri- sonnés sans option.	Re- mise, etc.
219 4	221			2600 1	2,467 64	70	Inf. à loi des restrict. conc. les aubains.				
4682 352	4,336	197		2 204	194	9	Falsification de substances alimentaires.				
1812 156	1,728	45		195 960 159	3,079 108	440	Voies de fait.				
424 6	338	36		56 338 4	976 10	133	Perturbation de la paix.				
39	31	3		5 21 1	275 13	54	Port d'armes illégal.				
1762 11	1,570	6		197 988 5	17 2	3	Mépris de cour.				
20	17			3 27	857 2	134	Cruauté envers les animaux.				
725 2	669	18		40 477 1	21 1	5	Perturbation de réunions religieuses et autres.				
1838 4	1,636	147		59 2259 94	448 7	23	Infractions aux lois de chasse et de pêche.				
56 4	50	5		5 66 2	5 15	283	“ défendant le jeu.				
188 75		115		148 244 134	1 145	2	“ d'immigration.				
84 1	81	2		2 28 3	28	232	Incorrigible.				
13	9			4 36 4	6 1	3	Infractions aux lois d'inspection et ventes.				
1	1			41	20	33	Larcin.				
2	2			37	20	21	“ de chiens, oiseaux, etc.				
5234 568	5,354	289		159 6164 652	6,451 253	17	“ bois, arbres, fruits, etc.				
407 39	305	100		41 452 71	437 55	112	Infractions aux lois des licences de boissons et de prohibition.				
854 43	754	18		125 580 38	503 20	31	Contraventions aux lois concernant la vente de boissons aux Sauvages				
294 3	196	1		100 437 19	329	95	Domages malicieux à la propriété.				
2914 68	2,949	22		11 1465 48	1,483 16	127	Autres dommages à la propriété.				
59 11	59	3		8 50 4	53 1	14	Infractions aux lois concernant les maîtres et serviteurs.				
720 5	60	525		140 765	105 435	1	Inf. aux lois concernant la méd. et les dent.				
353 22	298	12		65 514 29	458 12	225	“ la milice.				
14,628 650	11,881	93		3,304 13,261 535	10,349 39	73	Divers petits délits.				
942 118	773	6		281 764 63	569 33	2,408	Contraventions aux lois municipales.				
1574 118	1,486			206 1637 120	1,534 3	225	Pratiquant divers états sans licence.				
10,197 184	9,163	6		1,212 16,048 292	14,186 5	220	Infractions aux lois sur l'hygiène publique.				
324 31	141	43		171 287 59	102 24	2,147	Délits ayant rapport aux chemins publics.				
1130 35	1,050	67		48 751 39	636 63	220	Refusant de pourvoir aux besoins de la famille et négligence des enfants.				
998 75	907	1		15 2 15	15	91	Inf. aux lois concern. l'opium et les drogues.				
584 5	392	96		165 1129 49	1,051	2	Infractions aux lois concern. les pharmaciens.				
103 5	105	1		101 294 8	231 14	127	Profanation du dimanche.				
121	59	31		2 230 4	219 5	57	Infractions aux lois des chemins de fer.				
432 52	305	7		31 137	38 30	10	Délits contre le revenu de l'Etat.				
1024 35	603	32		172 309 40	223 11	69	Infractions aux lois maritimes.				
4878 1,766	2,926	1,902		424 1106 37	762 17	115	Menaces et langage injurieux.				
31,113 1,617	26,041	647		1,806 3127 1,279	1,872 937	364	Empiètement.				
298 52	275	35		6,042 26,537 1,346	24,536 339	1,597	Vagabondage.				
490 85	507	12		50 277 92	269 40	3,007	Ivresse.				
1373 30	1,147	31		56 304 73	325 4	60	Exposition indécente.				
4453 235	3,344	135		225 1604 1,096	2,496 8	48	Langage insultant, obscène, profane.				
129	121			1,209 2148 118	1,577 23	196	Fréquentant des maisons de désordre.				
530 153				8 120 3	110	666	Conduite déréglée.				
95,021 5,610	81,890	4,689		683 367 99		13	Infractions aux lois des poids et mesures.				
						466	Aliénation mentale.				
							Totaux.				



---

## TABLE VI

INDICTABLE AND NON-INDICTABLE OFFENCES BY JUDICIAL  
DISTRICTS.

---

## TABLEAU VI

DELITS JUSTICIABLES D'UN JURY ET PETITS DÉLITS PAR DISTRICTS  
JUDICIAIRES.

---



SESSIONAL PAPER No. 10c

TABLE VI.—Indictable and non-indictable offences by Judicial Districts.

TABLEAU VI.—Délits justiciables d'un jury et petits délits, par districts judiciaires.

Districts	Indictable offences. — Délits justiciables d'un jury.					Summary Convictions. — Condamnations sommaires pour petits délits.			Convictions for both classes. — Condamnations pour les deux classes.		
	Convictions. — Condamnations.			Ac- quittals. — Ac- quitte- ments.		M.  —  H.	F.	Totals. — Totaux.	M.  —  H.	F.	Totals. — Totaux.
	M.	F.	To- tals. — To- taux.	M.	F.						
	H.			H.							
Province of Quebec—Province de Québec.											
Arthabaska .....	9	...	9	1	1	52	1	53	61	1	62
Beauce .....	2	...	2	2	1	45	1	46	47	1	48
Beauharnios .....	13	...	13	...	...	80	2	82	93	2	95
Bedford .....	34	...	34	20	...	81	4	85	115	4	119
Chicoutimi .....	...	...	...	...	...	40	...	40	40	...	40
Gaspé .....	4	...	4	...	...	36	...	36	40	...	40
Iberville .....	17	...	17	...	...	78	4	82	95	4	99
Joliette .....	2	...	2	1	...	12	...	12	14	...	14
Kamouraska .....	16	...	16	9	...	65	1	66	81	1	82
Montcalm .....	5	...	5	5	...	23	...	23	28	...	28
Montmagny .....	7	...	7	13	...	27	1	28	34	1	35
Montreal .....	1,860	622	2,482	537	34	12,935	3,235	16,170	14,795	3,857	18,652
Ottawa .....	119	37	156	14	2	2,025	55	2,080	2,144	92	2,236
Pontiac .....	11	...	11	...	...	...	...	...	11	...	11
Quebec .....	261	180	444	38	3	2,262	182	2,444	2,526	362	2,888
Richelieu .....	11	1	12	...	...	152	5	157	163	6	169
Rimouski .....	10	1	11	1	...	66	1	67	76	2	78
Roberval .....	1	1	2	...	...	17	...	17	18	1	19
Saguenay .....	...	...	...	...	...	...	...	...	...	...	...
St. François .....	83	12	95	27	3	731	30	761	814	42	856
St. Hyacinthe .....	9	...	9	...	...	36	4	40	45	4	49
Terrebonne .....	9	1	10	...	...	...	...	...	9	1	10
Trois-Rivières .....	33	2	35	14	1	268	3	271	301	5	306
Totals of Quebec .....	2,519	857	3,376	682	45	19,031	3,529	22,560	21,550	4,386	25,936
Totaux de Québec .....											
Province of Ontario—Province d'Ontario.											
Algoma .....	113	20	133	22	5	870	41	911	982	61	1,044
Brant .....	110	19	129	79	17	596	26	622	706	45	751
Bruce .....	42	3	45	8	2	137	2	139	179	5	184
Carleton .....	380	103	483	139	27	1,657	87	1,744	2,036	190	2,227
Dufferin .....	9	...	9	...	...	55	...	55	64	...	64
Elgin .....	94	14	108	19	4	187	10	197	281	24	305
Essex .....	150	6	156	23	1	2,690	34	2,124	2,240	10	2,280
Frontenac .....	49	...	49	26	...	288	11	299	337	11	348
Grey .....	33	3	36	13	1	356	9	365	389	12	401
Haldimand .....	17	3	20	5	...	51	2	53	63	5	73
Halton .....	54	...	54	6	1	931	37	968	985	37	1,022
Hastings .....	128	6	134	27	4	441	9	450	569	15	584
Huron .....	21	...	21	2	...	98	6	104	119	6	125
Kenora .....	34	5	39	10	...	86	7	93	120	12	132
Kent .....	86	1	87	28	5	348	17	365	434	18	452
Lambton .....	68	7	75	13	4	696	12	708	764	19	783
Lanark .....	35	...	35	16	...	172	1	173	207	1	208
Leeds & Grenville .....	51	4	55	16	...	403	15	418	454	19	473
Lennox & Addington .....	21	7	28	2	...	123	1	124	144	8	152
Lincoln .....	85	12	97	16	1	838	34	872	923	46	969
Manitowlin .....	8	1	9	4	...	48	...	48	56	1	57
Middlesex .....	128	41	169	15	3	1,356	43	1,399	1,484	84	1,568
Muskoka .....	21	1	22	4	...	56	2	58	77	3	80

TABLE VI.—Indictable and non-indictable offences by Judicial District.

TABLEAU VI.—Délits justiciables d'un jury et petits délits, par districts judiciaires.


Districts.	Indictable offences. — Délits justiciables d'un jury.					Summary convictions. — Condamnations sommaires pour petits délits.			Convictions for both classes. — Condamnations pour les deux classes.		
	Convictions. — Condamnations.			Ac-quittals. — Ac-quitte-ments.		M.	F.	Totals.	M.	F.	Totals.
	M. — H.	F.	To-tals. — To-taux.	M. — H.	F.						
Province of Ontario—Concluded—Province d'Ontario—Fin.											
Nipissing.....	64	2	66	9	1	306	11	317	370	13	385
Norfolk.....	30	3	33	20	2	93	4	97	123	7	130
Northumberland & Durham.....	43	3	46	18	7	199	12	211	242	15	257
Ontario.....	59	15	74	2	1	239	6	245	298	21	319
Oxford.....	67	3	70	5	1	486	4	490	553	7	560
Parry Sound.....	79	2	81	45	1	340	6	346	419	8	427
Peel.....	25	...	25	1	...	692	22	714	717	22	739
Perth.....	67	9	76	16	1	321	13	334	388	22	410
Peterborough.....	49	12	61	12	3	388	25	413	437	37	474
Prescott & Russell.....	11	...	11	4	...	93	2	95	104	2	106
Prince Edward.....	35	4	39	...	...	103	5	108	138	9	147
Rainy River.....	20	...	20	13	...	162	10	172	182	10	192
Renfrew.....	40	8	48	2	...	311	8	319	351	16	367
Simcoe.....	138	8	146	20	1	622	18	640	760	26	786
Storm't, D'das & Gleng'ry...	31	1	32	7	2	109	8	117	140	9	149
Sudbury.....	136	8	144	15	...	960	32	992	1,096	40	1,136
Temiskaming.....	118	4	122	52	1	622	10	632	740	14	754
Thunder Bay.....	178	30	208	26	4	1,320	48	1,368	1,498	78	1,576
Victoria.....	27	2	29	...	...	148	5	153	175	7	182
Waterloo.....	86	6	92	15	1	613	16	629	699	22	721
Welland.....	153	15	168	36	1	1,559	22	1,581	1,712	37	1,749
Wellington.....	45	6	51	...	...	545	20	565	590	26	616
Wentworth.....	482	67	549	135	18	2,578	120	2,698	3,060	187	3,247
York.....	2,321	419	2,740	526	65	16,203	927	17,130	18,524	1,346	19,870
Totals of Ontario.....	6,041	883	6,924	1,467	185	40,895	1,760	42,655	46,336	2,643	49,579
Totaux d'Ontario.....											
Province of Manitoba—Province de Manitoba.											
Dauphin Manitoba.....	29	9	38	15	1	123	3	126	152	12	164
Manitoba Central.....	81	4	85	12	3	198	10	208	279	14	293
Manitoba Eastern.....	723	117	840	135	21	5,716	353	6,069	6,439	470	6,909
Manitoba Northern.....	22	1	23	9	...	26	...	26	48	1	49
Manitoba Southern.....	3	...	3	5	...	43	1	44	46	1	47
Manitoba Western.....	92	9	101	17	11	543	49	592	635	58	693
Totals of Manitoba.....	950	140	1,090	193	36	6,649	436	7,065	7,599	556	8,155
Totaux de Manitoba.....											
Province of Saskatchewan—Province de Saskatchewan.											
Battleford.....	53	2	55	23	1	321	1	322	374	3	377
Cannington.....	5	...	5	3	...	76	...	76	81	...	81
Estevan.....	33	...	33	6	1	227	2	229	260	2	262
Humboldt.....	31	...	31	12	...	77	3	80	108	3	111
Kerr Robert.....	14	1	15	2	...	92	1	93	106	2	108
Kindersly.....	18	1	19	10	...	78	...	78	96	1	97
Melville.....	42	2	44	18	...	305	6	311	347	8	355
Moose Jaw.....	123	29	152	49	9	633	26	659	756	55	811
Moosomin.....	26	...	26	18	1	139	9	148	165	9	174
Prince Albert.....	72	18	90	22	1	389	15	404	461	35	494

## SESSIONAL PAPER No. 10c

TABLE VI.—Indictable and non-indictable offences by Judicial Districts.

TABLEAU VI.—Délits justiciables d'un jury et petits délits, par districts judiciaires.

Districts.	Indictable offences. — Délits justiciables d'un jury.					Summary convictions. — Condamnations sommaires pour petits délits.			Convictions for both classes. — Condamnations pour les deux classes.			
	Convictions. — Condamnations.			Ac-quittals. — Ac-quitte-ments.		M.  —  F.	F.	Totals.  —  Totaux.	M.  —  H.	F.	Totals  —  Totaux.	
	M.	F.	To-tals. — To-taux.	M.	F.							
	H.			H.								
Province of Saskatchewan—Concluded.—Province de Saskatchewan—Fin.												
Regina.....	149	20	169	43	5	507	51	558	656	71	727	
Saskatoon.....	98	17	115	39	...	1,052	39	1,091	1,150	56	1,206	
Scott.....	6	1	7	3	...	67	1	68	73	2	75	
Swift Current.....	118	4	122	40	3	796	12	808	914	16	930	
Weyburn.....	83	5	88	22	...	430	4	434	513	9	522	
Wynyard.....	34	1	35	9	1	174	2	176	208	3	211	
Yorkton.....	58	1	59	13	1	463	9	472	521	10	531	
Totals of Saskatchewan. } Totaux de Saskatchewan }	963	102	1,065	332	23	5,826	181	6,007	6,789	283	7,072	
Province of Alberta.—Province d'Alberta												
Athabaska.....	46	1	47	19	...	230	8	238	276	9	285	
Bassano.....	6	...	6	2	...	37	...	37	43	...	43	
Calgary.....	277	40	317	141	29	2,104	128	2,232	2,381	168	2,549	
Edmonton.....	251	13	264	123	8	1,034	46	1,080	1,285	59	1,344	
Lethbridge.....	47	...	47	18	...	545	7	552	592	7	599	
Macleod.....	32	2	34	13	...	435	9	444	467	11	478	
Medicine Hat.....	56	25	81	6	...	631	12	643	687	37	724	
Red Deer.....	30	1	31	9	...	100	1	101	130	2	132	
Stettler.....	9	13	22	20	...	51	1	57	65	14	79	
Taber.....	22	2	24	6	1	188	1	189	210	3	213	
Wetaskiwin.....	28	...	28	35	1	151	2	153	179	2	181	
Totals of Alberta. .... } Totaux d'Alberta..... }	804	97	901	395	39	5,511	215	5,726	6,315	312	6,627	
Province of British Columbia.—Province de la Colombie-Britannique.												
Atlin.....	35	25	60	5	...	326	18	344	361	43	404	
Cariboo.....	29	1	30	5	...	145	17	162	174	18	192	
Kootenay.....	138	151	289	26	1	409	58	467	547	209	756	
Nanaimo.....	31	...	31	10	...	205	13	218	236	13	249	
Vancouver.....	442	108	550	192	18	3,274	298	3,572	3,716	406	4,122	
Victoria.....	119	16	135	36	2	1,030	41	1,071	1,149	57	1,206	
Westminster.....	87	7	94	10	...	535	23	558	622	30	652	
Yale.....	43	2	45	9	...	358	18	376	401	20	421	
Totals of B. Columbia. } Totaux de la Col.-Brit. }	924	310	1,234	293	21	6,282	486	6,768	7,206	796	8,002	
Yukon.....	17	5	22	1	...	75	9	84	92	14	106	
Totals of Canada..... } Totaux du Canada..... }	13,086	2,473	15,559	3,517	378	91,515	6,937	98,452	104,601	9,410	114,011	



---

---

## TABLE VII

SUMMARY CONVICTIONS AND CASES SUBJECT TO TRIAL BY JURY.

---

## TABLEAU VII

CONDAMNATIONS SOMMAIRES ET CAUSES JUSTICIABLES D'UN JURY.

---

---



## SESSIONAL PAPER No. 10c

TABLE VII.—Showing the number of cases proceeded against in the several courts.

TABLEAU VII.—Montrant le nombre de cas poursuivis dans les différentes cours.

Judicial Districts. — Districts judiciaires.	Summary convictions.		Cases subject to trial by jury but tried summarily by consent. — Causes justiciables d'un jury mais jugées sommairement de consentement.				Cases tried by jury.		Totals of indictable offences.		Grand Totals.	
	Condemnation- sommair- es.		By police or other magistrates. — Par un magis- trat de police ou autres.		Under the Speedy Trials Act. — En vertu de l'acte des procès expéditifs.		Causes jugées par jurés.		Totaux des délits justicia- bles d'un jury.		Grands totaux.	
	M.	F.	M.	F.	M.	F.	M.	F.	M.	F.	M.	F.
Province of Quebec—Province de Québec.												
Arthabaska.....	52	1	5	1	5	...	...	...	10	1	62	2
Beauce.....	45	1	2	...	...	...	2	1	4	1	49	2
Beauharnois.....	80	2	9	...	4	...	...	...	13	...	93	2
Bedford.....	81	4	34	...	...	...	20	...	54	...	135	4
Chicoutimi.....	40	...	...	...	...	...	...	...	...	...	40	...
Gaspé.....	36	...	1	...	3	...	...	...	4	...	40	...
Iberville.....	78	4	1	...	14	...	2	...	17	...	95	4
Joliette.....	12	...	...	...	3	...	...	...	3	...	15	...
Kamouraska.....	65	1	...	...	14	...	11	...	25	...	90	1
Montcalm.....	23	...	10	...	...	...	...	...	10	...	33	...
Montmagny.....	27	1	3	...	17	...	...	...	20	...	47	1
Montréal.....	12,935	3,235	1,521	604	856	50	20	2	2,397	656	15,332	3,891
Ottawa.....	2,025	55	79	34	54	5	...	...	133	39	2,158	94
Pontiac.....	...	...	8	...	3	...	...	...	11	...	11	...
Québec.....	2,262	182	292	183	8	...	2	...	302	183	2,564	265
Richelieu.....	152	5	3	...	8	1	...	...	11	1	163	6
Rimouski.....	66	1	11	1	...	...	...	...	11	1	77	2
Roberval.....	17	...	1	...	...	...	...	...	1	1	18	1
Saguenay.....	...	...	...	...	...	...	...	...	...	...	...	...
St. Francis.....	731	30	106	14	...	...	4	1	110	15	481	45
St. Hyacinthe.....	36	5	9	...	...	...	...	...	9	...	45	4
Terrebonne.....	...	...	...	...	9	1	...	...	9	1	9	1
Trois-Rivières.....	268	3	38	3	...	...	9	...	47	3	315	6
Totals of Quebec... Totaux de Québec..	19,031	3,529	2,133	841	998	57	70	4	3,201	902	22,232	4,431
Province of Ontario—Province d'Ontario.												
Algoma.....	870	41	103	9	25	12	7	4	135	25	1,005	66
Brant.....	596	26	175	36	13	...	1	...	189	36	785	62
Bruce.....	137	2	20	1	23	4	7	...	50	5	187	7
Carleton.....	1,657	87	494	128	18	2	7	...	519	130	2,176	217
Dufferin.....	55	...	4	...	4	...	1	...	9	...	64	...
Elgin.....	187	10	94	15	19	3	...	...	113	18	300	28
Essex.....	2,090	34	156	5	14	2	3	...	173	7	2,263	41
Frontenac.....	288	11	56	...	8	...	11	...	75	...	363	11
Grey.....	356	9	33	3	13	1	...	...	46	4	402	13
Haldimand.....	51	2	16	2	6	1	...	...	22	3	73	5
Halton.....	931	37	45	1	14	...	1	...	60	1	991	38
Hastings.....	441	9	108	8	41	2	6	...	155	10	596	19
Huron.....	98	6	9	...	13	...	1	...	23	...	121	6
Kenora.....	86	7	42	5	...	...	2	...	44	5	130	12
Kent.....	348	17	90	3	23	3	1	...	114	6	462	23
Lambton.....	696	12	60	10	20	1	1	...	81	11	777	23
Lanark.....	172	1	27	...	24	...	...	...	51	...	223	1
Leeds and Grenville.....	403	15	13	2	53	2	1	...	67	4	470	19
Lennox and Addington.....	123	1	18	6	5	1	...	...	23	7	146	8
Lincoln.....	838	34	88	13	9	...	4	...	101	13	939	47
Manitoulin.....	48	...	10	...	2	1	...	...	12	1	60	1
Middlesex.....	1,356	43	89	34	46	10	8	...	143	44	1,499	87
Muskoka.....	56	1	15	1	4	...	6	...	25	1	81	...

TABLE VII.—Showing the number of cases proceeded against in the several courts.

TABLEAU VII.—Montrant le nombre de cas poursuivis dans les différentes cours.


Judicial Districts. — Districts judiciaires.	Summary convictions.		Cases subject to trial by jury but tried summarily by consent.				Cases tried by jury.		Totals of indictable offences.		Grand Totals.	
	Condemnation sommaires.		Causes justiciables d'un jury mais jugées sommairement de consentement.				Causes jugées par jurés.		Totaux des délits justiciables d'un jury.		Grands totaux.	
	M.	F.	M.	F.	M.	F.	M.	F.	M.	F.	M.	F.
Province of Ontario—Concluded—Province d'Ontario—Fin.												
Nipissing.....	306	11	69	1	4	1	1	1	73	3	379	19
Norfolk.....	93	4	40	5	9	1	1	1	50	5	143	2
Northumb'd and Duham.	199	12	44	5	11	5	1	1	56	10	255	22
Ontario.....	239	6	48	15	13	1	1	1	61	16	300	28
Oxford.....	486	4	71	4	1	1	1	1	72	4	558	9
Parry Sound.....	340	6	118	3	5	1	1	1	124	3	464	2
Peel.....	692	22	19	1	7	1	1	1	26	1	718	23
Perth.....	321	13	71	10	12	1	1	1	83	10	404	20
Peterborough.....	388	25	51	9	5	1	6	6	61	15	449	42
Prescott and Russell....	93	2	9	1	4	1	2	2	15	1	108	9
Prince Edward.....	103	5	35	4	1	1	1	1	35	4	138	10
Rainy River.....	162	10	18	1	6	1	9	9	33	1	195	16
Renfrew.....	311	8	35	8	7	1	1	1	42	8	353	16
Simcoe.....	622	18	140	9	18	1	1	1	158	9	780	27
Storm't, D'das & Gleng'y	109	8	35	3	3	1	1	1	38	3	147	11
Sudbury.....	960	32	107	6	43	2	1	1	151	8	1,111	40
Temiskaming.....	622	10	164	5	6	1	1	1	170	5	792	15
Thunder Bay.....	1,320	48	186	33	17	1	1	1	204	34	1,524	82
Victoria.....	148	5	27	1	1	1	1	1	27	2	175	7
Waterloo.....	613	16	82	6	13	1	6	6	101	7	714	23
Welland.....	1,559	22	174	16	10	1	5	5	189	16	1,748	88
Wellington.....	545	20	39	6	6	1	1	1	45	6	590	26
Wentworth.....	2,575	120	502	74	114	11	1	1	617	85	3,195	205
York.....	16,203	927	2,465	460	371	21	71	3	2,847	484	19,050	1,411
Totals of Ontario.. }	40,895	1,760	6,254	965	1,081	88	173	15	7,508	1068	48,403	2,828
Totaux d'Ontario.. }												
Province of Manitoba—Province de Manitoba.												
Dauphin Manitoba.....	123	3	42	9	2	1	1	1	44	10	167	13
Manitoba Central.....	198	10	60	6	8	1	25	1	93	7	291	17
Manitoba Eastern.....	5,716	353	772	132	32	1	54	5	858	138	6,574	491
Manitoba Northern.....	26	1	9	1	9	1	13	1	31	1	57	1
Manitoba Southern.....	43	1	4	1	3	1	1	1	8	1	51	1
Manitoba Western.....	543	49	95	20	13	1	1	1	109	20	652	69
Totals of Manitoba }	6,649	416	982	167	67	2	94	7	1,143	176	7,792	592
Totx de Manitoba.. }												
Province of Saskatchewan—Province de Saskatchewan.												
Battleford.....	321	1	52	1	6	1	18	2	76	3	397	4
Cannington.....	76	1	5	1	2	1	1	1	8	1	84	1
Estevan.....	227	2	31	1	3	1	5	1	39	1	266	3
Humboldt.....	77	3	29	1	4	1	10	1	43	1	120	3
Kerr Robert.....	92	1	16	1	1	1	1	1	16	1	108	2
Kindersly.....	78	1	17	1	4	1	7	1	28	1	106	1
Melville.....	305	6	32	1	7	1	21	1	60	2	365	8
Moose Jaw.....	623	26	133	34	14	3	25	1	172	38	805	64
Moosemin.....	139	9	36	1	8	1	1	1	44	1	183	10
Prince Albert.....	389	15	46	11	33	6	15	2	94	19	483	34
Regina.....	507	51	135	18	24	4	33	3	192	25	699	76

## SESSIONAL PAPER No. 10c

TABLE VII.—Showing the number of cases proceeded against in the several courts.

TABLEAU VII.—Montrant le nombre de cas poursuivis dans les différentes cours.

Judicial Districts. Districts judiciaires.	Summary convictions. Condamnations sommaires.		Cases subject to trial by jury but tried summarily by consent. Causes justiciables d'un jury mais jugées sommairement de consentement.				Cases tried by jury. Causes jugées par jurés.		Totals of indictable offences. Totaux des délits justiciables d'un jury.		Grand Totals. Grands totaux.	
			By Police or other magistrates. Par un magistrat de police ou autres.		Under the Speedy Trials Act. En vertu de l'acte des procès expéditifs.							
	M.	F.	M.	F.	M.	F.	M.	F.	M.	F.	M.	F.
Province of Saskatchewan—Concluded.—Province de Saskatchewan—Fin.												
Saskatoon.....	1,052	39	102	14	12	1	23	2	147	17	1,199	56
Scott.....	67	1	9	1	.....	.....	.....	.....	9	1	76	2
Swift Current .....	796	12	119	6	22	1	17	.....	158	7	954	19
Weyburn.....	430	4	75	5	13	.....	17	.....	165	5	535	9
Wynyard.....	174	2	30	1	1	.....	12	1	43	2	217	4
Yorkton.....	463	9	45	1	13	..	13	1	71	2	524	11
Totals of Sask'wan } Totaux de Saskato. }	5,826	181	912	94	166	17	217	14	1,295	125	7,121	306
Province of Alberta—Province d'Alberta.												
Athabaska.....	230	8	48	1	17	.....	.....	.....	65	1	295	9
Bassano.....	37	.....	8	.....	.....	.....	.....	.....	8	.....	45	.....
Calgary.....	2,104	128	355	65	26	3	40	1	421	69	2,525	197
Edmonton.....	1,034	46	191	12	167	8	16	1	374	21	1,408	67
Lethbridge.....	545	7	37	.....	22	.....	6	.....	65	.....	610	7
Macleod.....	435	9	37	2	8	.....	.....	.....	45	2	480	11
Medicine Hat.....	631	12	51	23	5	.....	6	2	62	25	693	37
Red Deer.....	100	1	30	.....	3	.....	6	1	39	1	139	2
Stettler.....	56	1	21	13	4	.....	4	.....	29	13	85	14
Taber.....	188	1	27	3	1	.....	.....	.....	28	3	216	4
Wetaskiwin.....	151	2	41	.....	8	1	14	.....	63	1	214	3
Totals of Alberta... } Totaux d'Alberta... }	5,511	215	846	119	261	12	92	5	1,193	136	6,170	351
Province of British Columbia—Province de la Colombie-Britannique.												
Atlin.....	326	18	21	25	19	.....	.....	.....	40	25	366	43
Cariboo.....	145	17	23	1	5	.....	6	.....	34	1	179	18
Kootenay.....	409	58	144	152	18	.....	2	.....	164	152	573	210
Nanaimo.....	205	13	19	.....	13	.....	9	.....	41	.....	246	13
Vancouver.....	3,274	298	513	121	96	3	25	2	634	126	3,908	434
Victoria.....	1,030	41	126	17	23	1	6	.....	155	18	1,185	59
Westminster.....	535	23	62	4	25	3	10	.....	97	7	632	30
Yale.....	358	18	31	2	12	.....	9	.....	52	2	410	20
Totals of B.-Col. } Totaux de la C.-B. }	6,282	486	939	322	211	7	67	2	1,217	331	7,499	817
Yukon.....	75	9	16	5	1	.....	1	.....	18	5	93	14
Totals of Canada... } Totaux du Canada... }	91,518	6,937	12,770	2,579	3,039	219	794	53	16,603	2851	108118	9,788



---

---

## TABLE VIII

PARDONS AND COMMUTATIONS

---

## TABEAU VIII

PARDONS ET COMMUTATIONS

---

---

8 GEORGE V, A. 1918

TABLE VIII.—Cases in which the Prerogative of Mercy has been exercised during the year ended 30th September, 1917.

Crime for which imprisoned.	Number of persons to whom Mercy was granted.			Ages.					Proportion of sentence served when liberated.			Number released.	
	Nombre de personnes a qui grâce a été accordée.			Under 16 years—Moins de 16 ans.	16 years and under 21—16 ans et moins de 21.	21 years and under 40—21 ans et moins de 40.	40 years and over—40 ans et plus.	Proportion de la sentence purgée lorsque libéré.			On ticket of leave.	With-out ticket of leave.	
	Total—Totaux.	Males—Hommes.	Females—Femmes.					Less than $\frac{1}{4}$ —Moins d'un $\frac{1}{4}$ .	$\frac{1}{4}$ and less than $\frac{1}{2}$ — $\frac{1}{4}$ et moins d'un $\frac{1}{2}$ .	$\frac{1}{2}$ and less than $\frac{3}{4}$ — $\frac{1}{2}$ et moins des $\frac{3}{4}$ .			Over $\frac{3}{4}$ —Au-dessus des $\frac{3}{4}$ .
											Sur parole.	Sans parole.	
Abduction..	3	3					3				3		1
Abor. and attempt to procure abor....	1	1				1				1			2
Absent from military duty.	32	32			13	15	4	5	11	5	16	16	2
Arson.....	22	22			3	14	6	3	11	5	3	20	2
Assault, aggravated.....	31	28	3		3	21	7	2	6	17	6	30	1
" common.....	10	9	1		1	9		2	5	3	8	2	2
" indecent.....	18	18			1	9	8	1	2	11	4	17	1
" on police.....	5	4	1			4	1	3		1	1	3	2
" on wife or females.....	6	6				4	2		5	1		5	1
" and robbery.....	12	12			1	10	1	1	3	5	3	11	1
Assisting aliens to escape.....	1	1				1	1		1	1		1	
" soldiers to desert.....	3	2	1		1	1	1	1		1		2	a 1
Attempt to commit suicide..	2	2					2		1	1		2	
Bigamy.....	16	16				13	3	1	3	9	3	14	2
Breach of discipline.....	2	2			1		1		1	1		1	1
" of conditions of T. of L.....	5	3	2			4	1	1	2	2		5	
Bringing stolen goods into Canada.....	1	1				1				1		1	
Burglary, house and shopbreaking.....	179	179			52	105	22	9	49	92	29	163	16
Carnal knowledge.....	15	15				11	4	1	3	9	2	14	1
Carrying unlawful weapons.....	1	1					1				1	1	
Conspiracy.....	3	3				3		1	1	1		2	1
Concealment of birth.....	1		1			1						1	
Counterfeiting coin.....	3	3				1	2			2	1	2	
Criminal negligence.....	5	5			1	4			2	3		5	
Cruelty to animals.....	1	1					1			1		1	
Desertion from military service.....	29	29			13	13	3	13	2	7	7	11	18
Embezzlement.....	1	1					1			1		1	
Endangering railway passengers.....	3	3		2	1			2	1			3	
False pretences.....	32	32			2	23	7	1	6	15	10	27	5
Forgery and uttering false documents.....	56	55	1		5	41	10	3	23	22	8	42	14
Fraud.....	17	17				13	4		3	14		11	6
Gambling Act, breach of.....	2	2				1	1		2			2	
Horse and cattle stealing.....	52	52			6	37	9	2	21	23	6	4 <sup>c</sup>	6
Immigration Act, breach of.....	1	1					1			1			1
Incest.....	11	10	1		1	3	7		4	5	2	11	
Indecent exposure.....	4	4				2	2		1	2	1	4	
Indian liquor act, offences against.....	8	8			3	3	2		4	2	1	6	b 2
Liquor law, offences against.....	4	4				2	2		1	1	2	2	2
Malicious injury to property.....	4	4				2	2		2	1	1	3	1
Other damage to property.....	2	2				1	1		2			2	
Manslaughter.....	37	31	6		1	29	7	6	19	9	(c 3)	29	8
Accessory after the fact to mansl'g ter.	1	1				1					1	1	
Murder.....	5	5				2	3				(d 5)	5	
" attempt to commit.....	8	8				4	4	1	3	4		5	

a Not imprisoned—Non emprisonné.

b One not imprisoned—Un non emprisonné.

c 3 life sentences, served from 1 to 8 years—3 sentences à vie réduites de 1 à 8 ans

d Death sentence previously committed to life imprisonment, served from 6 to 14 years—Sentence de mort antérieurement commuée en emprisonnement à vie, ont purgé de 6 à 14 ans de leur sentence.

SESSIONAL PAPER No. 10c

TABLEAU VIII.—Cas où le droit de grâce a été exercé durant l'année finissant le 30 septembre 1917.

Conditions upon which pardon or liberation was granted.										Conditions auxquelles le pardon ou libération a été accordé.										Crimes et délits pour lesquels les délinquants ont été emprisonnés.									
To abstain from intoxicants— S'abstenir de boissons eniv. et accepter de l'emploi.	To accept employment— Accepter de l'emploi.	To resume military service— Reprendre le service militaire.	To return home— Re-tourner dans sa famille.	Put under care of Salvation Army—Mis sous les soins de l'Armée du Salut.	Sent to hospital for medical treatment— Envoyé à l'hôpital pour trai- tement médical.	Deportation.	Sentence reduced— Sentence réduite.	To leave the locality— Devant quitter les lieux.	Ticket of leave only— Libéré sur parole seulement.	Unconditional— Sans condition.	Various—Autres.																		
1	1	21	1						2																				
4	1								8																				
9	1								11																				
1		1	2						15																				
4	1	1							5																				
									11																				
1		1							1																				
5	1	1							3																				
									2																				
2									1																				
1																													
3	1								8																				
									1																				
2			1						2																				
									1																				
24	19	8	13	4					95																				
1	2								9																				
1																													
	1								2																				
1									1																				
		18							5																				
									1																				
4	1	1							22																				
8	4	4	1						26																				
1	1	1							7																				
									1																				
4	1		1						40																				
1				1					6																				
3									1																				
5									1																				
1		1							1																				
									3																				
1									1																				
6			2	1					12																				
									1																				
									5																				
1									2																				

a Not to have the care of his children—Ne devra pas avoir le soin de ses enfants.

b Remission of lashes—Remise de la peine du fouet.

c Not imprisoned, fine reduced—Non emprisonné, amende réduite.

d 1 to pay cost, and 2 not to resume bigamous relationship—1 devant payer les frais, et 2 cesser tout rapport bigame.

e Conditional pardon—Pardon conditionnel.

f T. of L. on condition that he pays his fine—Libéré sur parole à condition de payer son amende.

g Temporary release to see dying wife—Relâché temporairement pour voir sa femme mourante.

h To keep away from victim of crime—Ne devant plus revoir la victime de son crime.

TABLE VIII.—Cases in which the Prerogative of Mercy has been exercised during the year ended the 30th September, 1917.

Crimes for which imprisoned.	Number of persons to whom mercy was granted.			Ages.				Proportion of sentence served when liberated.				Number released.	
	Nombre de personne à qui grâce a été accordée.			Under 16 years—Moins de 16 ans.	16 years and under 21—16 ans et moins de 21.	21 years and under 40—21 ans et moins de 40.	40 years and over—40 ans et plus.	Proportion de la sentence purgée lorsque libéré.				On ticket of leave.	Without ticket of leave.
	Total—Totaux.	Males—Hommes.	Females—Femmes.					Less than $\frac{1}{4}$ —Moins d'un $\frac{1}{4}$ .	$\frac{1}{4}$ and less than $\frac{1}{2}$ — $\frac{1}{4}$ et moins de $\frac{1}{2}$ .	$\frac{1}{2}$ and less than $\frac{3}{4}$ — $\frac{1}{2}$ et moins de $\frac{3}{4}$ .	Over $\frac{3}{4}$ —Au-dessus des $\frac{3}{4}$ .		
	Sur parole.	Sans parole.								Nombre libéré.			
Non support of family.....	18	13	5	..	3	12	3	2	5	9	2	18	.....
Opium and drug act., offences against ..	17	16	1	..	..	15	2	..	2	3	12	10	7
Perjury.....	11	10	1	..	2	6	3	..	9	2	..	10	1
Prison breach and escape.....	25	23	2	1	7	14	3	7	4	12	2	17	8
Procuration.....	10	9	1	..	..	7	3	1	2	4	3	9	1
Rape and attempt to commit rape.....	20	20	..	..	2	12	6	2	8	6	a2	16	4
Receiving stolen goods.....	26	26	..	..	2	18	6	1	6	15	4	24	2
Robbery.....	39	38	1	..	4	32	3	1	13	19	6	30	9
"    highway.....	5	5	..	..	3	2	..	..	..	5	..	4	1
Seduction.....	9	9	..	..	..	8	1	..	1	4	4	7	2
Shooting, stabbing and wounding.....	20	20	..	..	2	12	6	1	9	7	b(1)2	17	3
Sodomy and bestiality.....	17	17	..	..	..	12	5	3	3	9	2	9	8
Theft.....	318	298	20	4	57	209	48	11	93	150	64	213	25
Theft from the person ..	30	30	..	2	2	23	3	1	9	14	6	28	2
Theft of post letters ..	11	11	..	..	2	8	1	..	8	1	2	11	..
Unlawful poss. of explosives ..	2	2	..	..	1	1	..	..	..	2	..	1	1
Various offences against the person....	5	5	..	..	1	2	2	..	3	2	..	4	1
Warehouse breaking ..	1	1	..	..	1	..	..	..	..	1	..	1	..
Vagrancy.....	51	19	32	..	15	27	9	3	9	17	22	48	3
Drunkenness.....	11	7	4	..	1	9	1	..	4	4	3	8	3
Disorderly conduct.....	2	2	..	..	..	2	..	..	2	..	..	..	2
Keeping, frequenting and bawdy houses.....	40	14	26	..	4	27	9	4	5	21	10	39	1
Totals.....	1343	1233	110	9	217	869	248	81	392	598	246	1143	200

a Life served 10 and 17 years—Sentences à vie réduites à 10 et 17 ans.

b Life sentence, served 8 years.— Sentence à vie commuée après 8 ans d'emprisonnement.

## SESSIONAL PAPER No. 10c

TABLEAU VIII.—Cas où le droit de grâce a été exercé durant l'année finissant le 30 septembre 1917.

Conditions upon which pardon or liberation was granted.													Crimes et délits pour lesquels les délinquants ont été emprisonnés.	
Conditions auxquelles le pardon ou libération a été accordé.														
To abstain from intoxicants and accept employment— S'abstenir de boissons eniv. et accepter de l'emploi.	To accept employment— Accepter de l'emploi.	To resume military service— Reprendre le service militaire.	To return home— Retourner dans sa famille.	Put under care of Salvation Army— Mis sous les soins de l'armée du salut.	Sent to hospital for medical treatment— Envoyé à l'hôpital pour traitement médical.	Deportation.	Sentence reduced— Sentence réduite.	To leave the locality— Devant quitter les lieux.	Ticket of leave only— Libéré sur parole seulement.	Unconditional— Sans condition.	Various— Autres.			
3	9	...	2	1	...	...	...	...	3	...	...		Négl. de pourv. aux besoins de la famille.	
6	...	...	2	...	...	4	...	...	...	...	...	a5	Inf. aux lois concer. l'opium et les drog.	
...	1	...	...	...	...	...	...	...	10	...	...	...	Parjure.	
6	1	4	...	1	...	3	...	...	10	...	...	...	Infraet. aux lois des prisons et évason.	
2	...	...	1	...	...	6	...	...	6	...	...	b1	Procuration.	
2	...	...	1	1	...	1	3	1	9	...	...	...	Viol et tentative de viol.	
4	1	1	...	...	...	2	...	...	17	...	...	c1	Recel.	
2	2	1	...	1	...	6	...	1	18	1	...	b1	Vol qualifié.	
...	...	...	3	...	...	1	...	...	1	...	...	...	" de grand chemin.	
...	2	...	...	...	...	...	...	...	6	1	...	...	Séduction.	
...	...	...	...	...	...	2	1	...	10	...	...	...	Usage d'armes avec intention criminelle.	
1	...	...	3	...	1	6	...	...	4	...	...	d2	Sodomie et bestialité.	
50	20	19	13	1	2	14	1	4	189	3	...	e2	Vol simple.	
9	1	2	1	...	...	...	...	1	15	1	...	...	Vol sur la personne.	
...	2	1	...	...	...	...	...	...	8	...	...	...	Vol de lettres postales.	
...	...	...	...	...	...	1	...	...	1	...	...	...	Possession illégale d'explosifs.	
1	...	...	...	...	...	...	...	...	3	...	...	f1	Diverses offenses contre la personne.	
...	...	1	...	...	...	...	...	...	...	...	...	...	Bris d'entrepôts.	
17	9	...	8	...	...	1	...	4	9	1	...	g2	Vagabondage.	
6	...	2	1	...	...	1	...	...	...	1	...	...	Ivresse.	
...	2	...	...	...	...	...	...	...	...	...	...	...	Conduite déréglée.	
8	3	1	2	...	1	...	...	3	22	...	...	...	Tenant, habitant et fréquentant des mai- sons de désordre.	
224	83	99	65	11	13	103	17	19	656	25	28			

a 1 to abstain from drugs, 1 fine remitted, and 2 fine reduced—1 devant s'abstenir de drogues, 1 peine remise, 2 amende réduite.

b Conditional pardon—Pardon conditionnel.

c On condition that he pays the fine which was part of his sentence—A condition qu'il paie l'amende qui faisait partie de sa sentence.

d 1 conditonal pardon and restoration of remission time.—1 pardon conditionnel et restauration de la peine remise.

e 1 to make restitution and 1 to abstain from drug.—1 devant faire restitution et 1 s'abstenir de drogues.

f To give bond to keep the peace 1 year. Tenu à garder la paix un an.

g 1 admitted to Good Shepherd's convent and fine reduced.—1 admise au Bon-Pasteur et amende remise.

TABLE VIII.—Cases in which the Prerogative of Mercy has been exercised during the year ended 30th September, 1917.

Number of prisoners liberated, by Institutions and classification of crimes.

Place of imprisonment whence liberated.  Lien d'où les prisonniers ont été libérés.	Totals. Totaux.		CLASS I.—Offences against the person. CLASSE I.—Outrages contre la personne.								
	Males—Hommes.	Females—Femmes.	Assault, all kinds— Vols de fait de toutes sortes.	Shooting stabbing and wounding—Coups et blessures.	Bigamy—Bigamie	Rape and attempt to commit rape—Viol et tentative de viol.	Seduction, carnal knowledge and incest—Séduction, commerce charnel et inceste.	Murder—Meurtre.	Attempt to commit murder— Tentative de meurtre.	Manslaughter—Homicide non présumé.	Other offences against the person—Divers autres outrages contre la personne.
Penitentiary at:—											
Kingston, Ont.	176	13	9	5	7	4	12	1	4	16	4
St. Vincent de Paul, Qué.	188	..	9	1	1	5	1	1	..	4	3
Dorchester, N.B.	77	..	1	1	2	1	1	..	..	2	1
Stony Mountain, Man.	46	..	4	2	..	1	3	..	..	3	1
Prince Albert, Sask.	43	..	1	1	1	3	..	1	..	5	2
Edmonton, Alta.	67	..	1	1	..	2	4	..	..	1	3
New Westminster, B.C.	89	..	3	3	1	..	2	2	2	5	3
Total—penitentiaries..	686	13	34	14	12	16	25	5	8	36	17
Ontario Reformatory, Toronto	68	..	9	2	..	1	1	..	..	..	1
Mercer Reformatory, Toronto	..	45	2	..	..	..	..	..	..	..	1
Montreal Reformatory..	2	..	..	..	..	..	..	..	..	..	..
Prison Farm, Longstaff, Ont.	24	1	1	1	1	..	..	..	..	..	..
" " Burwash, Ont.	22	1	3	..	..	..	..	..	..	..	2
" " Guelph, Ont.	6	..	..	..	..	..	1	..	..	..	..
" " Fort William, Ont.	4	..	..	..	..	..	..	..	..	..	..
" " Edmonton, Alta.	2	..	..	..	..	..	..	..	..	..	..
" " Oakalla, B.C.	24	..	4	1	..	..	..	..	..	..	1
" " Saanish, B.C.	1	..	1	..	..	..	..	..	..	..	..
Boys Industrial School, Vancouver, B.C.	3	..	..	..	..	..	..	..	..	..	..
Womens Industrial Farm, Concord, Ontario	..	8	..	..	..	..	..	..	..	..	..
Industrial school, Mimico, Ont.	2	..	..	..	..	..	..	..	..	..	..
Good Shepherd Home, Montreal, Quebec	..	1	..	..	..	..	..	..	..	..	..
St. Patricks Home, Halifax, N.S.	3	..	..	..	..	1	..	..	..	..	..
Protestant Orphanage, Halifax.	1	..	..	..	..	..	..	..	..	..	..
Industrial School, Halifax	2	..	..	..	..	..	..	..	..	..	2
Salvation Army Home, Winnipeg, Man.	..	1	..	..	..	..	..	..	..	..	..
Totals for Reformatories and In- dustrial Schools	161	57	20	4	1	2	2	..	..	..	7
Common gaol at:											
Charlottetown, P.E.I.	1	..	..	..	..	..	..	..	..	..	..
Amherst, N.S.	1	..	..	..	..	..	..	..	..	..	..
Halifax City, N.S.	2	..	2	..	..	..	..	..	..	..	..
" County, N.S.	4	1	1	..	..	..	..	..	..	..	..
Sydney, N.S.	..	1	..	..	..	..	..	..	..	..	1
Windsor, N.S.	1	..	..	..	..	..	..	..	..	..	..
Dorchester, N.B.	4	..	..	..	..	..	..	..	..	..	..
Hopewell cape, N.B.	1	..	..	..	..	..	..	..	..	..	..
New Castle, N.B.	1	..	..	..	..	..	..	..	..	..	..
St. Andrews, N.B.	2	..	..	..	..	..	..	..	..	..	..
St. John, N.B.	5	2	..	..	..	..	..	..	..	..	..
Victoria, N.B.	1	..	1	..	..	..	..	..	..	..	..

SESSIONAL PAPER No. 10c

TABLEAU VIII.—Cas où le droit de grâce a été exercé durant l'année finissant le 30 septembre 1917.

CLASS II.—Offences ag't property with violence—CLASSE II Délits avec violence contre la propriété.		Class III.—Offences ag't property without violence—CLASSE III.— Délits sans violence contre la propriété.		Class IV. Arson and other malicious injury to property.		Class V. Forgery and offences against currency.		Class VI.—Other offences not included in the foregoing classes.		Classe VI.—Autres délits non compris dans les classes précédentes.	
Burglary shop and house breaking—Vol avec effraction, bris de maison et de magasins.	Robbery.  Vol qualifié.	Faux prétextes. Fraud— Fraude.	Theft and receiving stolen goods. Vol et recel d'effets volés. Horse and cattle stealing. Vol de chevaux et bestiaux.	Class IV. Arson and other malicious injury to property.	Class V. Forgery and offences against currency.	Class V. Faix et délits par rapport à la monnaie.	Class VI.—Other offences not included in the foregoing classes.	Class VI.—Autres délits non compris dans les classes précédentes.	Class VI.—Autres délits non compris dans les classes précédentes.	Class VI.—Autres délits non compris dans les classes précédentes.	Class VI.—Autres délits non compris dans les classes précédentes.
36	6	6	4	36	3	7	3	3	12	1	9
52	11	7	4	59	4	3	5	1	2	1	7
24	2	1	...	18	2	2	5	3	3	...	4
6	6	1	...	9	3	2	3	...	1	...	1
4	...	1	1	9	4	1	4	...	...	1	2
9	1	...	...	13	19	...	6	...	...	2	3
15	7	1	2	22	3	6	7	...	...	...	5
146	33	17	11	166	38	21	37	9	18	1	31
7	1	2	...	20	...	...	3	11	2	1	6
...	1	...	...	3	...	...	1	...	1	22	3
...	...	...	...	2	...	...	...	...	...	...	...
1	...	...	...	11	...	...	...	...	3	...	7
...	...	...	...	9	...	...	2	...	...	1	2
...	...	...	...	1	...	1	...	3	...	...	...
...	...	...	...	2	...	...	2	...	2	...	...
...	1	1	...	12	...	...	1	...	...	1	2
...	...	...	...	...	...	...	...	...	...	...	...
1	...	...	...	2	...	...	...	...	...	...	...
...	...	...	...	1	...	...	...	1	1	2	1
1	...	...	...	...	...	...	...	...	...	3	...
...	...	...	...	2	...	...	...	...	...	...	1
...	...	...	...	1	...	...	...	...	...	...	...
...	...	...	...	...	...	...	...	...	...	...	...
...	...	...	...	...	...	...	...	...	1	...	...
10	3	3	...	66	...	1	6	18	4	32	22
...	...	...	...	...	...	...	...	...	...	...	...
...	...	...	...	1	...	...	...	...	...	...	...
...	...	...	...	1	...	...	...	...	...	...	...
...	1	...	...	...	...	...	1	...	...	2	...
...	...	1	...	...	...	...	...	...	...	...	...
...	...	...	...	3	...	...	...	...	...	...	1
...	...	...	...	1	...	...	...	...	...	...	1
...	...	...	...	...	...	...	...	2	...	...	...
...	...	...	...	...	...	...	...	...	...	3	4

8 GEORGE V, A. 1918

TABLE VIII.—Cases in which the Prerogative of Mercy has been exercised during the year ended the 30th September, 1917.

Number of prisoners liberated by Institutions and classification of crimes.

Place of imprisonment when liberated.	Totals. Totaux.		CLASS I.—Offences against the person. CLASSE I.—Outrages contre la personne.								
	Males—Hommes.	Females—Femmes.	Assault, all kinds— Voies de fait de toutes sortes.	Shooting, stabbing and wounding—Coups et blessures.	Bigamy—Bigamie	Rape and attempt to commit rape—Viol et tentative de viol.	Sex-fraction, carnal knowledge and incest—Séduction, commerce charnel et inceste	Murder—Meurtre.	Attempt to commit murder— Tentative de meurtre.	Manslaughter—Homicide non prémédité.	Other offences against the per- son—Divers autres outrages contre la personne.
Common gaol at:—											
Bordeau, Que. ....	57	1	3		1						8
Montreal, Que. ....	2	2									
Quebec, Que. ....	36	1	1								2
Arthabaska Que. ....	3										
Hull, Que. ....	4		1								
Joliette, Que. ....	2										
Mount Laurier, Que. ....	1										
Murray Bay, Que. ....	1										
St. Hyacinthe, Que. ....	2										
St. Johns, Que. ....	1										
St. Scholastique, Que. ....	1										
Sherbrooke, Que. ....	3										
Sweetsburg, Que. ....	2										
Barrie, Ont. ....	1										
Brockville, Ont. ....		1									1
Cayuga, Ont. ....	1				1						
Chatham, Ont. ....	1						1				
Cobourg, Ont. ....	3										
Cornwall, Ont. ....	1		1								
Fort William, Ont. ....		1									1
Goderich, Ont. ....	1										
Guelph, Ont. ....	2										1
Hamilton, Ont. ....	5										
Kingston, Ont. ....	3	1									
Kitchener, Ont. ....	1										
London, Ont. ....	1	3									
L'Original, Ont. ....	1										
Ottawa, Ont. ....	12	3									
Orangeville, Ont. ....	1										
Parry Sound, Ont. ....	1										
Perth, Ont. ....	1	1									
Pembroke, Ont. ....		1									1
Porth Arthur, Ont. ....	1										
Sandwich, Ont. ....	2										
Sault Ste Marie, Ont. ....	3	1	1								
Sarnia, Ont. ....	1										
Simcoe, Ont. ....	1										
St. Catharines, Ont. ....	1										
St. Thomas, Ont. ....		1									
Toronto, Ont. ....	8	1	2								
Whitby, Ont. ....	1										
Woodstock, Ont. ....	1		1								
Brandon, Man. ....	1										
Morden, Man. ....	1										
Portage la Prairie, Man. ....	10		2								
Winnipeg, Man. ....	21	5	1								

TABLEAU VIII.---Cas où le droit de grâce a été exercé durant l'année finissant le 30 septembre 1917.

[illegible]

8 GEORGE V, A. 1918

TABLE VIII.—Cases in which the Prerogative of Mercy has been exercised during the year ended 30th September, 1917.

Number of prisoners liberated, by Institutions and classification of crimes.

Place of imprisonment whence liberated.	Totals. Totaux.		CLASS I.—Offences against the person. CLASSE I.—Outrages contre la personne.								
	Males — Hommes.	Females — Femmes.	Assault, all kinds — Voies de fait de toutes sortes.	Shooting stabbing and wounding—Coups et blessures.	Bigamy — Bigamies.	Rape and attempt to commit rape—Viol et tentative de viol.	Seduction, carnal knowledge and incest—Séduction, commerce charnel et inceste.	Murder — Meurtre	Attempt to commit murder— Tentative de meurtre.	Manslaughter — Homicide non prémédité.	Other offences against the person—Divers autres outrages contre la personne
Common gaol at:—											
Battleford Sask. ....	1										
Moosomin Sask. ....	20				1	1	2				
Prince Albert Sask. ....	15	5					12			1	
Regina Sask. ....	22		2			1					
Guard Room Battleford Sask. ....	2		1								
Guard Room Regina Sask. ....	2										
Common gaol at:—											
Fort Saskatchewan, Alta. ....	28		2	1			1				1
Lethbridge Alta. ....	40		3	1			1				
Macleod Alta. ....	1	1									
Kamloops B.C. ....	5		1								
Nelson B.C. ....	7						1				
New Westminster B.C. ....	3										
Vancouver B.C. ....	1										
Victoria B.C. ....	1										
Dawson Y.T. ....	1										
Guard Room, white Horse Y.T. ....		1	1								
Totals for gaols and guard rooms.	381	40	28	2	3	2	8			1	18
Not imprisoned. ....	2										
Grand Totals. ....	1233	110	82	20	16	20	35	5	8	37	42

SESSIONAL PAPER No. 10c

TABLEAU VIII.—Cas où le droit de grâce a été exercé durant l'année finissant le 30 septembre, 1917.

CLASS II.—Offences ag'st property with violence—CLASSE II.—Délits avec violence contre la propriété.		CLASS III.—Offences ag'st property without violence—CLASSE III.—Délits sans violence contre la propriété.				Class IV. Arson and other malicious injury to property.	Class V. Forgery and offences against currency.	Class VI.—Other offences not included in the foregoing classes.									
Burglary shop and house breaking—Vol avec effraction, bris de maison et de magasins.	Robbery.	False pretences— Faux prétextes.	Fraud— Fraude.	Theft and receiving stolen goods.	Vol de recel d'effets volés.	Horse and cattle stealing.	Vol de chevaux et bestiaux.	Class IV. Incendie et autres dommages malicieux à la propriété.	Class V. Faux et délits par rapport à la monnaie.	Military deserters and absentees.	Deserteurs militaires.	Prison breach and Escape from custody— Infraction aux lois de prisons et évasion.	Vagrancy and Drunkenness.	Vagabondage et ivresse.	Bawdy houses keepers and inmates— Tenants et habitant des maisons de désordre.	Various other offences.	Divers autres délits.
1		4		2				1	1					5			1
		1		10		2			2		1			1		2	2
																	1
3		2		12		4					1						1
1	3	1	1	13		6		1	4		1	1		1			2
				1				1									
2	3			1		1		1	1								
											1			1			1
																	1
				1													
23	8	13	6	154		14		6	16	34	3	29		16			37
																	2
179	44	33	17	386		52		28	59	61	25	62		40			93



SESSIONAL PAPER No. 10c

TABLEAU VIII.—Cas où le droit de grâce a été exercé durant l'année finissant le 30 septembre 1917.

Prisonniers élargis conditionnellement qui ont reçu leur entière liberté.

Prison whence liberated, and offences.	Sentence		Portion of term served.		Portion of sentence for which freedom was granted. — Partie de la sentence remise.		Age and sex. — Age et sexe.		Lieux d'où les prisonniers ont été libérés, et délits.	
			In prison.	On ticket of leave.						
			Partie de la sentence purgée.							
			En prison.	Libéra- tion sur parole.						
	Years— Années.	Mo's.	Years— Années.	Mo's.	Years— Années.	Mo's.	Years— Années.	Mo's.	M. — H.	F.
Industrial School for Boys, Vancouver, B.C.:—										Ecole industrielle pour gar- çons, Vancouver, C.-B.:—
Burglary .....	2	....	1	2	2	....	8	17	....	Vol avec effraction.
Uttering forged cheque..	4	....	2	6	6	1	....	18	....	Emiss. de faux documents.
Theft .....	3	....	1	2	1	1	9	18	....	Vol simples.
Regina Jail:—										Prison de Regina:—
Theft and forgery. ....	1	6	1	....	2	....	4	29	....	Faux et vol simple.
Dawson Jail:—										Prison de Dawson:—
Theft .....	3	....	1	4	5	1	3	34	....	Vol simple.
St. John's R. C. Industrial School, Toronto:—										Ecole industrielle catholique de St. John's, Toronto:—
Theft. ....	*	....	1	2	8	....	....	11	....	Vol simple.

\* Indefinite.

8 GEORGE V, A. 1918

TABLEAU VIII.—Cas où le droit de grâce a été exercé durant l'année finissant le 30 septembre 1917.

Death sentences commuted during the year ended the 30th September, 1917.

Sentences de mort commuées durant l'année finissant le 30 septembre, 1917.

CRIME.	DATE OF—DE LA		Age and sex. — Age et sexe.	Nature of commutation.	By what Court tried.
	Sentence.	Commuta- tion.	H — M	Nature de la commutation.	Par quelle cour mis en jugement.
			F		
Murder—Meurtre.	Sept. 28, '16	Dec. 2, '16	30	Life imprisonment.	Supreme, Little Brook, N.S.
				Emprisonnem. à vie.	
" "	Nov. 8, '16	June 10, '17	52	" " "	Assize—Assises, L'Orignal, Ont.
" "	" 7, '16	" 19, '17	50	" " "	" " London, Ont.
" "	Oct. 10, '16	" 8, '17	32	" " "	King's Bench—Banc du Roi, Sherbrooke, Que.
" "	Nov. 30, '16	Feb. 15, '17	.. 33	15 yrs. imp.—15 ans d'emp.	King's Bench—Banc du Roi, Minnedosa, Man.
" "	Feb. 13, '17	May 11, '17	16	Life imp.—Emp. à vie.	King's Bench—Banc du Roi, Winnipeg, Man.
" "	Aug. 28, '17	Aug. 29, '17	*	" " "	Supreme, Calgary, Alta.
" "	" 28, '17	" 29, '17	*	" " "	" " "

\* Two Esquimos, age not given—Deux esquimaux, âge non donné.

# INDEX

## INDICTABLE OFFENCES.

	Table I.	Table III.
Abduction .....	Page 22	126
Abortion and attempt to procure abortion.....	" 6	122
Adultery.....	" 14	124
Arson.....	" 78	138
Assault, aggravated.....	" 26	128
Assault and battery .....	" 34	128
Assault and obstructing peace officer. ....	" 30	128
Assault and robbery.. ..	" 52	132
Assault, indecent.....	" 16	126
Assault on females.....	" 20	126
Bigamy.....	" 12	124
Bringing stolen goods into Canada.....	" 54	134
Burglary, house and shopbreaking.....	" 46	132
Carnal knowledge of girl of tender years.....	" 10	124
Carnal knowledge of imbecile.....	" 12	....
Carrying unlawful weapons.....	" 96	142
Concealing birth of infants.....	" 6	122
Conspiracy.....	" 98	142
Currency, offences against.....	" 82	138
Desertion and cruelty to children.....	" 22	126
Electoral Act, violation of .....	" 96	....
Embezzlement.....	" 54	134
Endangering railway passengers.....	" 40	130
False pretences .....	" 54	134
Feloniously receiving and in possession of stolen property.....	" 58	134
Forcible entry.....	" 98	142
Forgery and uttering forged documents.....	" 82	138
Fraud and conspiracy to defraud .....	" 62	134
Gambling and lottery Acts, offences against.....	" 98	142
Horse, cattle and sheep stealing.. ..	" 66	136
Incest .....	" 14	124
Indecent exposure and other offences against public morals.....	" 92	140
Keeping bawdy houses and inmates thereof.....	" 104	144
Libel.....	" 24	128
Malicious injury to horses, cattle and other wilful damage to property .....	" 78	138
Manslaughter.....	" 4	122
Murder .....	" 2	122
Murder, attempt to commit .....	" 2	122
Perjury and subornation of perjury.....	" 92	142
Prison breach, escape and attempt to escape from prison.....	" 100	144
Procuration.....	" 42	130
Rape.....	" 6	124
Rape, attempt to commit.....	" 8	124
Refusing or neglecting to support family.....	" 40	130
Revenue laws, offences against.....	" 104	144
Riot and affray.....	" 104	144
Robbery and demanding with menaces.....	" 50	132
Robbery, highway.....	" 52	132
Sedition.....	" 86	140
Seduction.....	" 14	126
Shooting, stabbing, wounding.....	" 24	128
Sodomy and bestiality.....	" 90	140
Suicide, attempt to commit.....	" 88	140
Theft.....	" 70	136
Theft from the person.....	" 76	136
Theft of registered letters and other mail matters .....	" 76	136
Treasonable acts.....	" 86	140
Various offences against the person.....	" 44	130
Various misdemeanours.....	" 108	144
Warehouse and freight car breaking.....	" 52	132
War Measures Act, offences against .....	" 88	140

SESSIONAL PAPER No. 10c

## DÉLITS JUSTICIABLES D'UN JURY.

	Table I.	Table III.
Agression avec voies de fait .....	Page 34	128
Adultere. ....	" 14	124
Attentat à la pudeur.....	" 16	126
Avortement et tentative d'avortement .....	" 6	122
Bigamie ..	" 12	124
Bris d'entrepôts et de wagons de fret.....	" 52	132
Commerce charnel avec une fille aliénée.....	" 12	....
Commerce charnel avec une fille en bas âge.....	" 10	124
Conspiration .....	" 98	142
Délits contre le revenu de l'Etat.....	" 104	144
Désertion et cruauté envers les enfants.....	" 22	126
Détournement.....	" 54	134
Divers délits .....	" 108	144
Dommages malicieux aux chevaux, bestiaux, etc.....	" 78	138
Effets volés apportés au Canada.....	" 54	134
Embauchage immoral.....	" 42	130
Émeute et rixe.....	" 104	144
Enlèvement.....	" 22	126
Exposant au péril les voyageurs sur les chemins de fer.....	" 40	130
Exposition indécente et autres délits contre la morale publique.....	" 92	140
Faux et émission de faux documents.....	" 82	138
Faux prétextes .....	" 54	134
Fraude et conspiration de fraude.....	" 62	134
Homicide non prémédité .....	" 4	122
Incendie.....	" 78	138
Inceste .....	" 14	124
Infraction à la loi électorale.....	" 96	....
Infraction aux lois défendant le jeu et les loteries.....	" 98	142
Infraction aux lois des prisons, évasion, tentative et aide d'évasion.....	" 100	144
Libelle ..	" 24	128
Loi des mesures de guerre, contravention à la.....	" 88	140
Meurtre.....	" 2	122
Meurtre, tentative de.....	" 2	122
Monnaie, délits par rapport à la.....	" 82	138
Outrages divers contre la personne.....	" 44	130
Parjure et subornation de parjure.....	" 92	142
Port d'armes illégal .....	" 96	142
Recel et en possession d'objets volés.....	" 58	134
Refus de pourvoir aux besoins de la famille.....	" 40	130
Séduction.....	" 14	126
Sédition.....	" 86	140
Sodomie et bestialité.....	" 90	140
Suicide, tentative de ..	" 88	140
Suppression d'enfants.....	" 6	122
Tenant et habitant des maisons de désordre.....	" 104	144
Trahison.....	" 86	140
Usage d'armes avec intention criminelle.....	" 24	128
Viol.....	" 6	124
Viol, tentative de.....	" 8	124
Violation de domicile ..	" 98	142
Voies de fait et faisant obstacle à un officier de la paix.....	" 30	128
Voies de fait et vol.....	" 52	132
Voies de fait graves et lésions corporelles .....	" 26	128
Voies de fait sur femmes ..	" 20	126
Vol simple ..	" 70	136
Vol avec effraction, bris de maisons et de magasins.....	" 46	132
Vol de chevaux, bétail et moutons.....	" 66	136
Vol de grand chemin.....	" 52	132
Vol de lettres recommandées et autres matières postales.....	" 76	136
Vol et demandes avec menaces.....	" 50	132
Vol sur la personne.....	" 76	136

## SUMMARY CONVICTIONS BY DISTRICTS.

Alberta, totals of—totaux d'.....	Page 234
Algoma, Ont.....	" 180
Annapolis, N.S.—N.-E.....	" 158
Antigonish, N.S.—N.-E.....	" 158
Arthabaska, Que.....	" 170
Athabaska, Alta.....	" 216
Atlin, B.C.—Col.-B.....	" 222
Bassano, Alta.....	" 216
Battleford, Sask.....	" 207
Beauce, Que.....	" 170
Beauharnois, Que.....	" 171
Bedford, Que.....	" 171
Brant, Ont.....	" 180
British Columbia, totals of—Colombie-Britannique, totaux de la.....	" 235
Bruce, Ont.....	" 181
Canada, totals of—totaux du.....	" 237
Calgary, Alta.....	" 217
Cannington, Sask.....	" 207
Cape Breton, N.S.—N.-E.....	" 159
Cariboo, B.C.—Col.-B.....	" 222
Carleton, N.B.....	" 166
Carleton, Ont.....	" 181
Charlotte, N.B.....	" 166
Chicoutimi, Que.....	" 172
Colchester, N.S.—N.-E.....	" 159
Cumberland, N.S.—N.-E.....	" 160
Dauphin, Man.....	" 204
Digby, N.S.—N.-E.....	" 160
Dufferin, Ont.....	" 182
Edmonton, Alta.....	" 217
Elgin, Ont.....	" 182
Essex, Ont.....	" 183
Estevan, Sask.....	" 208
Frontenac, Ont.....	" 183
Gaspé, Que.....	" 172
Grey, Ont.....	" 184
Guysborough, N.S.—N.-E.....	" 161
Haldimand, Ont.....	" 184
Halifax, N.S.—N.-E.....	" 161
Halton, Ont.....	" 185
Hants, N.S.—N.-E.....	" 162
Hastings, Ont.....	" 185
Humboldt, Sask.....	" 208
Huron, Ont.....	" 156
Iberville, Que.....	" 173
Joliette, Que.....	" 173
Kamouraska, Qué.....	" 174
Kenora, Ont.....	" 186
Kent, Ont.....	" 187
Kerr Robert, Sask.....	" 209
Kindersley, Sask.....	" 209
King's, N.B.....	" 167
King's, N.S.—N.-E.....	" 162
King's. P. E. I.—I. du P.-E.....	" 156
Kootenay, B.C.—Col.-B.....	" 223
Lambton, Ont.....	" 187
Lanark, Ont.....	" 188

SESSIONAL PAPER No. 10c

## CONDAMNATIONS SOMMAIRES PAR DISTRICTS.

Leeds & Grenville, Ont .....	Page 188
Lennox & Addington, Ont .....	" 189
Lethbridge, Alta.....	" 218
Lincoln, Ont.....	" 189
Lunenburg, N.S.—N.-E .....	" 163
Macleod, Alta .....	" 218
Manitoba, Central—Centre .....	" 204
Manitoba, Eastern—Est.....	" 205
Manitoba, Northern—Nord.....	" 205
Manitoba, Southern—Sud.....	" 206
Manitoba, Western—Ouest.....	" 206
Manitoba, totals of—totaux du.....	" 232
Manitoulin, Ont .....	" 190
Medicine Hat, Alta.....	" 219
Melville, Sask.....	" 210
Middlesex, Ont.....	" 190
Montcalm, Que .....	" 174
Montmagny, Que.....	" 175
Montreal, Que.....	" 175
Moose Jaw, Sask .....	" 210
Moosomin, Sask.....	" 211
Muskoka, Ont .....	" 191
Nanaimo, B.C.—Col.-B .....	" 223
New Brunswick, totals of—Nouveau-Brunswick, totaux du.....	" 229
Nipissing, Ont .....	" 191
Norfolk, Ont.....	" 192
Northumberland, N.B.....	" 167
Northumberland & Durham, Ont .....	" 192
Nova Scotia, totals of—Nouvelle-Ecosse, totaux de la .....	" 228
Ontario.....	" 193
Ontario, totals of—totaux d'.....	" 231
Ottawa, Que.....	" 176
Oxford, Ont .....	" 193
Parry Sound, Ont.....	" 194
Peel, Ont .....	" 194
Perth, Ont.....	" 195
Peterborough, Ont.....	" 195
Picton, N.S.—N.-E .....	" 163
Prescott & Russell, Ont.....	" 196
Prince Albert, Sask.....	" 211
Prince Edward Island, totals of—Ile du Prince-Edouard, totaux de l'.....	" 227
Prince Edward, Ont.....	" 196
Prince, P.E.I.—I. du P.-E .....	" 156
Quebec, Que .....	" 176
Quebec, totals of—totaux de.....	" 230
Queen's, N.S.—N.-E.....	" 164
Queen's, P.E.I.—I. du P.-E .....	" 157
Rainy River, Ont .....	" 197
Red Deer, Alta.....	" 219
Regina, Sask.....	" 212
Renfrew, Ont.....	" 197
Richelieu, Que.....	" 177
Richmond, N.S.—N.-E.....	" 164
Rimouski, Que.....	" 177
Roberval, Que.....	" 178
Saskatchewan, totals of—totaux de.....	" 233
Saskatoon, Sask.....	" 212
Scott, Sask.....	" 213
St. François, Que .....	" 178

## SUMMARY CONVICTIONS BY DISTRICTS.

St. Hyacinthe, Que . . . . .	Page 179
St. John, N.B. . . . .	" 168
Shelburne, N.S.—N.-E. . . . .	" 165
Simcoe, Ont . . . . .	" 198
Stettler, Alta . . . . .	" 220
Stormont, Dundas & Glengarry, Ont. . . . .	" 198
Sudbury, Ont. . . . .	" 199
Swift Current, Sask . . . . .	" 213
Taber, Alta. . . . .	" 220
Temiskaming, Ont. . . . .	" 199
Trois-Rivières, Que . . . . .	" 179
Thunder Bay, Ont. . . . .	" 200
Vancouver, B.C.—Col.-B. . . . .	" 224
Victoria, B.C.—Col.-B. . . . .	" 224
Victoria, Ont. . . . .	" 200
Waterloo, Ont . . . . .	" 201
Welland, Ont. . . . .	" 201
Wellington, Ont. . . . .	" 202
Wentworth, Ont . . . . .	" 202
Westminster, B.C.—Col.-B. . . . .	" 225
Westmorland, N.B. . . . .	" 168
Wetaskiwin, Alta. . . . .	" 221
Weyburn, Sask. . . . .	" 214
Wynyard, Sask. . . . .	" 214
Yale, B.C.—Col.-B. . . . .	" 225
Yarmouth, N.S.—N.-E. . . . .	" 165
York, N.B. . . . .	" 169
York, Ont. . . . .	" 203
Yorkton, Sask. . . . .	" 215
Ynkon . . . . .	" 236



